

CPSS-CCMS-10.11 CASELOAD STATISTICS OF THE CIRCUIT COURTS

Virginia

January 2023 -- July 2024 Dispositions


Alexandria and Fairfax Circuit are not Included in State Totals

Dashboard

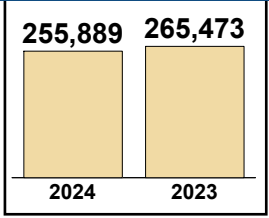
Court: Virginia Circuit
Start/End Date: Jan-23 / Jul-24
2023 Average Month: 36,508
Jan-Jul 2023: 265,473
Dispositions Trending: ▼

Circuit/Court ID: 0 200999
Type of Case: Dispositions
2024 Average Month: 36,556
Jan-Jul 2024 : 255,889
Overall AVG. Month: 36,525

Monthly Dispositions Summary



Jan --- Jul Dispositions



Dispositions by Division

Divisions		Jan	Feb	Mar	Apr	May	Jun	Jul	Aug	Sep	Oct	Nov	Dec	Thru Jul	% Change	Total
Total	2024	37,412	38,233	39,864	38,823	34,887	32,124	34,546	-	-	-	-	-	255,889	-4%	255,889
	2023	40,148	37,366	44,179	36,180	36,786	38,054	32,760	38,159	32,861	35,783	32,471	33,347	265,473	▼	438,094
Civil	2024	5,066	5,507	5,844	6,013	5,183	4,801	4,971	-	-	-	-	-	37,385	2%	37,385
	2023	5,112	4,920	5,681	4,956	5,580	5,280	5,090	5,366	4,765	5,048	4,880	4,561	36,619	▲	61,239
Criminal	2024	14,083	15,003	15,766	14,262	13,504	13,302	13,640	-	-	-	-	-	99,560	2%	99,560
	2023	14,315	13,241	15,888	13,247	13,467	15,277	12,583	15,587	13,953	14,697	12,860	12,503	98,018	▲	167,618
Concealed Handgun Permits	2024	10,144	10,256	10,879	10,106	8,886	7,410	8,542	-	-	-	-	-	66,223	-14%	66,223
	2023	12,416	11,947	14,145	10,842	9,989	9,422	7,803	8,941	7,808	8,783	8,956	7,895	76,564	▼	118,947
Miscellaneous/ Other	2024	8,031	7,390	7,306	8,376	7,256	6,530	7,319	-	-	-	-	-	52,208	-3%	52,208
	2023	8,267	7,216	8,419	7,092	7,706	8,032	7,264	8,190	6,301	7,216	5,726	8,339	53,996	▼	89,768
Others	2024	88	77	69	66	58	81	74	-	-	-	-	-	513	86%	513
	2023	38	42	46	43	44	43	20	75	34	39	49	49	276	▲	522

Dispositions by Case Category

Case Categories		Jan	Feb	Mar	Apr	May	Jun	Jul	Aug	Sep	Oct	Nov	Dec	Thru Jul	% Change	Total
Administrative Law	2024	30	37	38	53	18	29	31	-	-	-	-	-	236	11%	236
	2023	27	34	25	34	25	36	32	27	27	44	28	20	213	▲	359
Capital Murder	2024	14	21	12	6	13	14	11	-	-	-	-	-	91	17%	91
	2023	20	6	13	6	8	11	14	8	10	12	9	6	78	▲	123
Contested Divorce	2024	565	558	601	662	641	557	645	-	-	-	-	-	4,229	-6%	4,229
	2023	594	589	673	659	736	629	633	653	556	563	572	610	4,513	▼	7,467
Domestic and Family - Level 1	2024	579	538	589	731	659	578	632	-	-	-	-	-	4,306	-7%	4,306
	2023	695	741	715	565	603	714	579	741	599	696	592	553	4,612	▼	7,793
Domestic and Family - Level 2	2024	320	378	591	496	341	349	325	-	-	-	-	-	2,800	39%	2,800
	2023	331	248	330	254	281	314	256	334	285	324	390	311	2,014	▲	3,658
Felonies and Related Matters	2024	9,454	10,048	10,789	9,568	8,696	8,814	8,927	-	-	-	-	-	66,296	0%	66,296
	2023	9,615	8,997	10,662	9,102	9,008	10,394	8,390	10,374	9,233	9,923	8,537	8,209	66,168	▲	112,444
General Civil	2024	5	5	10	30	21	23	2	-	-	-	-	-	96	92%	96
	2023	27	8	-	-	8	4	3	15	12	4	7	4	50	▲	92
General Civil - Level 1	2024	62	445	528	243	120	67	77	-	-	-	-	-	1,542	164%	1,542
	2023	88	74	67	75	87	81	111	98	69	62	71	77	583	▲	960
General Civil - Level 2	2024	1,228	1,143	1,197	1,499	1,141	988	1,050	-	-	-	-	-	8,246	6%	8,246
	2023	1,158	1,055	1,259	1,029	1,217	1,110	976	1,097	1,050	1,107	1,068	969	7,804	▲	13,095
General Civil - Level 3	2024	961	937	892	940	859	887	917	-	-	-	-	-	6,393	-2%	6,393
	2023	915	858	1,023	869	997	892	999	972	789	952	861	692	6,553	▼	10,819
Miscellaneous Civil	2024	14,041	13,771	14,335	14,060	12,403	10,699	12,399	-	-	-	-	-	91,708	-13%	91,708
	2023	16,473	15,542	18,576	14,736	14,016	14,160	11,981	13,198	11,060	12,507	11,778	10,982	105,484	▼	165,009
Misdemeanor	2024	3,607	3,812	3,839	3,586	3,501	3,478	3,487	-	-	-	-	-	25,310	5%	25,310
	2023	3,679	3,319	4,061	3,130	3,330	3,602	3,080	4,003	3,588	3,651	3,280	3,272	24,201	▲	41,995
Other	2024	3,892	3,718	3,589	3,927	3,407	3,044	3,107	-	-	-	-	-	24,684	7%	24,684
	2023	3,856	3,382	3,624	2,920	3,427	3,030	2,805	3,599	2,820	3,107	2,693	5,079	23,044	▲	40,342
Other Criminally Related Matters	2024	1,098	1,208	1,205	1,177	1,351	1,063	1,287	-	-	-	-	-	8,389	3%	8,389
	2023	1,088	995	1,243	1,094	1,190	1,361	1,173	1,312	1,197	1,203	1,109	1,064	8,144	▲	14,029
Probates/Wills & Trusts - Level 1	2024	21	34	35	32	23	15	23	-	-	-	-	-	183	20%	183
	2023	17	27	18	13	27	23	27	32	35	24	17	24	152	▲	284
Probates/Wills & Trusts - Level 2	2024	192	218	203	213	206	213	217	-	-	-	-	-	1,462	-9%	1,462
	2023	210	217	241	232	242	256	214	243	180	236	153	198	1,612	▼	2,622
Protective Orders	2024	23	23	23	17	15	15	14	-	-	-	-	-	130	2%	130
	2023	8	15	19	16	18	32	20	20	20	20	17	28	128	▲	233
Uncontested Divorce	2024	1,320	1,339	1,388	1,583	1,472	1,291	1,395	-	-	-	-	-	9,788	-3%	9,788
	2023	1,347	1,259	1,630	1,446	1,566	1,405	1,467	1,433	1,331	1,348	1,289	1,249	10,120	▼	16,770

This report reflects data in the case management system. Numbers will update accordingly as reports are refreshed and posted.

CPSS-CCMS-10.11 CASELOAD STATISTICS OF THE CIRCUIT COURTS

Chesapeake

January 2023 -- July 2024 Dispositions

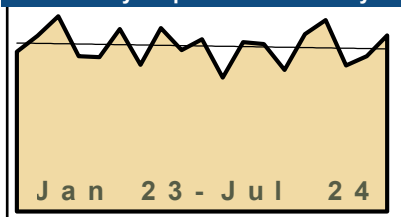
Alexandria and Fairfax Circuit are not Included in State Totals

Dashboard

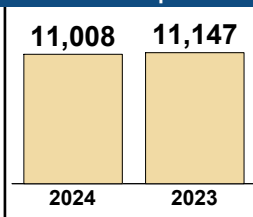
Court: Chesapeake Circuit
Start/End Date: Jan-23 / Jul-24
2023 Average Month: 1,581
Jan-Jul 2023: 11,147
Dispositions Trending: ⇄

Circuit/Court ID: 1 201550
Type of Case: Dispositions
2024 Average Month: 1,573
Jan-Jul 2024 : 11,008
Overall AVG. Month: 1,578

Monthly Dispositions Summary



Jan --- Jul Dispositions



Dispositions by Division

Divisions		Jan	Feb	Mar	Apr	May	Jun	Jul	Aug	Sep	Oct	Nov	Dec	Thru Jul	% Change	Total
Total	2024	1,597	1,348	1,689	1,825	1,392	1,479	1,678	-	-	-	-	-	11,008	-1%	11,008
	2023	1,522	1,676	1,861	1,480	1,470	1,739	1,399	1,747	1,539	1,642	1,277	1,614	11,147	▼	18,966
Civil	2024	191	184	212	197	273	233	253	-	243	247	207	205	1,543	-10%	1,543
	2023	214	237	255	226	290	256	228	243	243	247	207	205	1,706	▼	2,851
Criminal	2024	483	635	723	495	473	600	629	-	-	-	-	-	4,038	-1%	4,038
	2023	574	518	696	539	497	725	528	629	610	707	485	475	4,077	▼	6,983
Concealed Handgun Permits	2024	515	217	376	407	297	230	451	-	-	-	-	-	2,493	-5%	2,493
	2023	365	572	486	379	265	355	190	353	312	232	279	232	2,612	▼	4,020
Miscellaneous/ Other	2024	407	312	378	726	348	416	342	-	-	-	-	-	2,929	7%	2,929
	2023	369	347	424	336	417	402	453	521	374	455	305	700	2,748	▲	5,103
Others	2024	1	-	-	-	1	-	3	-	-	-	-	-	5	25%	5
	2023	-	2	-	-	1	1	-	1	-	1	1	2	4	▲	9

Dispositions by Case Category

Case Categories		Jan	Feb	Mar	Apr	May	Jun	Jul	Aug	Sep	Oct	Nov	Dec	Thru Jul	% Change	Total
Administrative Law	2024	1	1	-	-	-	2	-	-	-	-	-	-	4	-60%	4
	2023	1	2	1	-	3	2	1	1	2	4	-	1	10	▼	18
Capital Murder	2024	1	-	1	-	-	-	1	-	-	-	-	-	3	50%	3
	2023	1	-	-	-	-	-	1	-	-	-	1	-	2	▲	3
Contested Divorce	2024	31	31	47	33	43	33	56	-	-	-	-	-	274	-6%	274
	2023	33	36	41	46	45	55	37	41	37	38	37	42	293	▼	488
Domestic and Family - Level 1	2024	26	25	22	26	43	26	14	-	-	-	-	-	182	-27%	182
	2023	31	43	28	41	40	34	33	39	63	26	29	31	250	▼	438
Domestic and Family - Level 2	2024	6	5	5	11	11	6	6	-	-	-	-	-	50	-25%	50
	2023	8	7	14	5	11	11	11	13	6	8	13	10	67	▼	117
Felonies and Related Matters	2024	319	475	577	331	335	421	467	-	-	-	-	-	2,925	5%	2,925
	2023	384	360	454	355	336	523	362	435	410	536	344	322	2,774	▲	4,821
General Civil - Level 1	2024	4	4	2	5	6	4	-	-	-	-	-	-	25	67%	25
	2023	-	2	2	1	7	1	2	1	3	4	2	-	15	▲	25
General Civil - Level 2	2024	50	23	29	41	44	36	52	-	-	-	-	-	275	2%	275
	2023	34	24	47	36	52	30	47	35	43	74	44	31	270	▲	497
General Civil - Level 3	2024	19	7	6	32	25	13	31	-	-	-	-	-	133	-3%	133
	2023	12	19	26	11	28	17	24	15	10	44	18	10	137	▼	234
Miscellaneous Civil	2024	611	288	457	491	410	378	569	-	-	-	-	-	3,204	-11%	3,204
	2023	494	722	625	513	379	527	353	509	409	318	388	357	3,613	▼	5,594
Misdemeanor	2024	128	124	108	130	105	151	116	-	-	-	-	-	862	-19%	862
	2023	152	123	196	161	128	166	138	150	172	146	108	122	1,064	▼	1,762
Other	2024	293	233	296	609	232	251	197	-	-	-	-	-	2,111	29%	2,111
	2023	232	196	253	186	298	219	257	356	268	314	180	574	1,641	▲	3,333
Other Criminally Related Matters	2024	35	36	43	35	37	30	45	-	-	-	-	-	261	1%	261
	2023	37	38	55	24	35	36	34	44	29	26	33	33	259	▲	424
Probates/Wills & Trusts - Level 1	2024	1	3	1	1	1	1	-	-	-	-	-	-	8	-11%	8
	2023	-	4	2	2	-	-	1	3	3	1	2	2	9	▼	20
Probates/Wills & Trusts - Level 2	2024	11	12	11	4	8	20	9	-	-	-	-	-	75	29%	75
	2023	6	8	8	8	12	7	9	6	9	11	6	5	58	▲	95
Uncontested Divorce	2024	61	81	84	76	92	107	115	-	-	-	-	-	616	-10%	616
	2023	97	92	109	91	96	111	89	99	75	92	72	74	685	▼	1,097

This report reflects data in the case management system. Numbers will update accordingly as reports are refreshed and posted.

Dashboard				Monthly Dispositions Summary				Jan --- Jul Dispositions							
Court: Accomack Circuit		Circuit/Court ID: 2 202001		<p>Jan 23 - Jul 24</p>				<table border="1" style="width:100%; border-collapse: collapse;"> <tr> <td style="text-align: center; width: 50%;">939</td> <td style="text-align: center; width: 50%;">939</td> </tr> <tr> <td style="text-align: center;">2024</td> <td style="text-align: center;">2023</td> </tr> </table>				939	939	2024	2023
939	939														
2024	2023														
Start/End Date: Jan-23 / Jul-24		Type of Case: Dispositions													
2023 Average Month: 127		2024 Average Month: 134													
Jan-Jul 2023: 939		Jan-Jul 2024 : 939													
Dispositions Trending: ↔		Overall AVG. Month: 130													

Dispositions by Division																
Divisions		Jan	Feb	Mar	Apr	May	Jun	Jul	Aug	Sep	Oct	Nov	Dec	Thru Jul	% Change	Total
Total	2024	110	159	156	175	121	85	133	-	-	-	-	-	939	0%	939
	2023	143	95	149	164	109	164	115	153	75	91	135	134	939	↔	1,527
Civil	2024	8	10	37	8	21	8	10	-	-	-	-	-	102	29%	102
	2023	7	15	10	21	14	5	7	14	5	12	16	12	79	▲	138
Criminal	2024	60	111	26	82	59	40	68	-	-	-	-	-	446	23%	446
	2023	31	44	45	57	24	102	59	80	42	44	43	53	362	▲	624
Concealed Handgun Permits	2024	28	27	56	75	33	34	35	-	-	-	-	-	288	-32%	288
	2023	97	32	80	78	59	45	30	45	20	26	67	59	421	▼	638
Miscellaneous/ Other	2024	14	11	37	10	8	3	20	-	-	-	-	-	103	34%	103
	2023	8	4	14	8	12	12	19	14	8	9	9	10	77	▲	127


Dispositions by Case Category																
Case Categories		Jan	Feb	Mar	Apr	May	Jun	Jul	Aug	Sep	Oct	Nov	Dec	Thru Jul	% Change	Total
Administrative Law	2024	-	1	-	-	-	-	-	-	-	-	-	-	1	0%	1
	2023	-	-	-	-	-	-	1	-	-	-	-	-	1	↔	1
Capital Murder	2024	2	-	-	-	-	-	-	-	-	-	-	-	2	100%	2
	2023	-	-	-	-	-	-	1	-	-	-	-	-	1	▲	1
Contested Divorce	2024	-	1	10	1	6	1	-	-	-	-	-	-	19	46%	19
	2023	-	3	2	3	3	2	-	3	1	2	4	2	13	▲	25
Domestic and Family - Level 1	2024	-	-	-	1	1	-	1	-	-	-	-	-	3	-25%	3
	2023	-	2	2	-	-	-	-	1	-	1	-	1	4	▼	7
Domestic and Family - Level 2	2024	-	-	-	-	-	1	2	-	-	-	-	-	3	50%	3
	2023	-	-	-	-	1	1	-	-	2	-	2	-	2	▲	6
Felonies and Related Matters	2024	42	31	20	53	41	23	58	-	-	-	-	-	268	12%	268
	2023	22	26	31	34	22	69	36	60	26	22	35	32	240	▲	415
General Civil - Level 1	2024	-	-	1	-	-	-	-	-	-	-	-	-	1	1	1
	2023	-	-	-	-	-	-	-	-	-	1	-	-	0	↔	1
General Civil - Level 2	2024	5	-	11	4	1	1	2	-	-	-	-	-	24	167%	24
	2023	1	2	2	-	2	1	1	4	-	2	2	-	9	▲	17
General Civil - Level 3	2024	7	5	14	-	2	2	5	-	-	-	-	-	35	-8%	35
	2023	5	3	5	11	6	2	6	7	4	2	5	5	38	▼	61
Miscellaneous Civil	2024	36	37	77	81	40	36	50	-	-	-	-	-	357	-26%	357
	2023	103	35	91	84	68	53	46	52	25	32	72	66	480	▼	727
Misdemeanor	2024	15	70	7	25	17	13	9	-	-	-	-	-	156	56%	156
	2023	8	12	14	22	3	28	13	14	14	17	9	15	100	▲	169
Other	2024	-	-	2	1	-	-	-	-	-	-	-	-	3	3	3
	2023	-	-	-	-	-	-	-	1	-	-	-	1	0	↔	2
Other Criminally Related Matters	2024	1	10	-	4	1	4	1	-	-	-	-	-	21	-13%	21
	2023	2	6	-	1	-	6	9	6	2	5	-	6	24	▼	43
Probates/Wills & Trusts - Level 2	2024	-	-	-	-	-	-	-	-	-	-	-	-	0	-100%	0
	2023	1	-	-	-	-	-	-	1	-	1	-	-	1	▼	3
Protective Orders	2024	-	-	-	-	1	-	-	-	-	-	-	-	1	0%	1
	2023	-	-	-	1	-	-	-	-	-	-	-	-	1	↔	1
Uncontested Divorce	2024	2	4	14	5	11	4	5	-	-	-	-	-	45	80%	45
	2023	1	6	2	8	4	2	2	4	1	6	6	6	25	▲	48

Dashboard

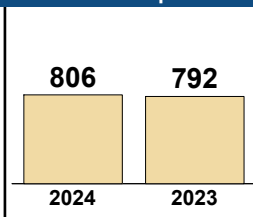
Court: Northampton Circuit
Start/End Date: Jan-23 / Jul-24
2023 Average Month: 115
Jan-Jul 2023: 792
Dispositions Trending: ↔

Circuit/Court ID: 2 202131
Type of Case: Dispositions
2024 Average Month: 115
Jan-Jul 2024 : 806
Overall AVG. Month: 115

Monthly Dispositions Summary



Jan --- Jul Dispositions



Dispositions by Division

Divisions		Jan	Feb	Mar	Apr	May	Jun	Jul	Aug	Sep	Oct	Nov	Dec	Thru Jul	% Change	Total
Total	2024	106	159	130	117	105	77	112	-	-	-	-	-	806	2%	806
	2023	151	81	104	67	168	84	137	79	137	128	170	77	792	▲	1,383
Civil	2024	5	23	15	19	5	6	4	-	22	5	8	8	77	148%	77
	2023	3	10	2	6	4	5	1	2	-	-	-	-	31	▲	76
Criminal	2024	75	96	74	64	71	50	66	-	-	-	-	-	496	-20%	496
	2023	116	49	84	40	142	66	122	49	92	101	132	51	619	▼	1,044
Concealed Handgun Permits	2024	14	21	24	18	14	7	15	-	-	-	-	-	113	-1%	113
	2023	29	15	14	17	18	11	10	24	15	15	28	16	114	▼	212
Miscellaneous/ Other	2024	12	18	17	16	15	14	27	-	-	-	-	-	119	325%	119
	2023	3	7	4	4	4	2	4	4	8	7	2	2	28	▲	51
Others	2024	-	1	-	-	-	-	-	-	-	-	-	-	1	1	1
	2023	-	-	-	-	-	-	-	-	-	-	-	-	0	↔	0

Dispositions by Case Category

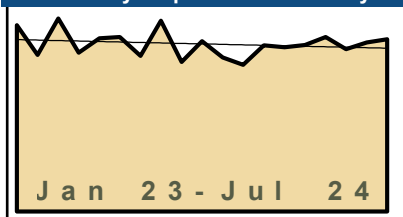
Case Categories		Jan	Feb	Mar	Apr	May	Jun	Jul	Aug	Sep	Oct	Nov	Dec	Thru Jul	% Change	Total
Administrative Law	2024	-	-	-	1	-	-	-	-	-	-	-	-	1	-67%	1
	2023	-	2	-	1	-	-	-	-	-	-	-	-	3	▼	3
Capital Murder	2024	-	-	-	-	-	-	-	-	-	-	-	-	0	-100%	0
	2023	-	-	-	-	1	-	-	-	-	-	1	-	1	▼	2
Contested Divorce	2024	-	-	-	1	-	-	1	-	-	-	-	-	2	-60%	2
	2023	-	2	-	1	1	1	-	-	1	-	-	2	5	▼	8
Domestic and Family - Level 1	2024	-	-	-	-	-	-	-	-	-	-	-	-	0	-100%	0
	2023	-	1	-	-	-	1	-	-	-	1	-	-	2	▼	3
Domestic and Family - Level 2	2024	-	3	1	-	-	-	-	-	-	-	-	-	4	300%	4
	2023	-	1	-	-	-	-	-	-	-	-	-	-	1	▲	1
Felonies and Related Matters	2024	29	56	23	33	20	25	19	-	-	-	-	-	205	-25%	205
	2023	22	25	32	30	66	34	66	21	23	60	68	18	275	▼	465
General Civil - Level 2	2024	2	10	13	12	3	7	1	-	-	-	-	-	48	500%	48
	2023	-	2	1	2	-	3	-	1	19	3	7	2	8	▲	40
General Civil - Level 3	2024	2	11	3	9	1	-	1	-	-	-	-	-	27	800%	27
	2023	-	-	-	1	1	-	1	1	2	2	1	2	3	▲	11
Miscellaneous Civil	2024	20	27	29	22	16	11	20	-	-	-	-	-	145	6%	145
	2023	32	21	18	19	21	13	13	28	20	21	30	18	137	▲	254
Misdemeanor	2024	33	38	38	30	39	21	33	-	-	-	-	-	232	-19%	232
	2023	82	22	44	10	56	28	44	27	48	36	53	28	286	▼	478
Other	2024	5	7	9	2	11	9	22	-	-	-	-	-	65	65	65
	2023	-	-	-	-	-	-	-	-	-	-	-	-	0	↔	0
Other Criminally Related Matters	2024	13	2	13	3	12	4	14	-	-	-	-	-	61	2%	61
	2023	13	2	8	1	20	4	12	1	21	5	10	5	60	▲	102
Probates/Wills & Trusts - Level 1	2024	-	2	-	-	-	-	-	-	-	-	-	-	2	2	2
	2023	-	-	-	-	-	-	-	-	-	-	-	-	0	↔	0
Probates/Wills & Trusts - Level 2	2024	-	2	-	-	-	-	-	-	-	-	-	-	2	2	2
	2023	-	-	-	-	-	-	-	-	-	-	-	1	0	↔	1
Uncontested Divorce	2024	2	1	1	4	3	-	1	-	-	-	-	-	12	9%	12
	2023	2	3	1	2	2	-	1	-	3	-	-	1	11	▲	15

Dashboard

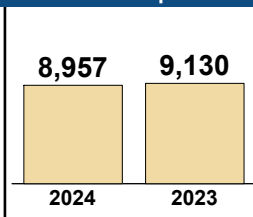
Court: Virginia Beach Circuit
Start/End Date: Jan-23 / Jul-24
2023 Average Month: 1,276
Jan-Jul 2023: 9,130
Dispositions Trending: ⇌

Circuit/Court ID: 2 202810
Type of Case: Dispositions
2024 Average Month: 1,280
Jan-Jul 2024 : 8,957
Overall AVG. Month: 1,278

Monthly Dispositions Summary



Jan --- Jul Dispositions

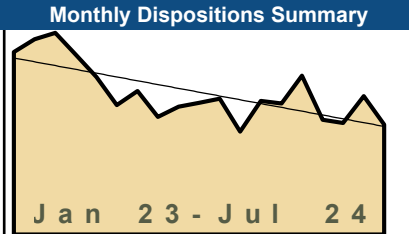
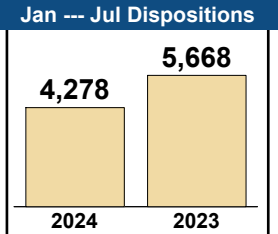


Dispositions by Division

Divisions		Jan	Feb	Mar	Apr	May	Jun	Jul	Aug	Sep	Oct	Nov	Dec	Thru Jul	% Change	Total
Total	2024	1,266	1,251	1,270	1,331	1,237	1,288	1,314	-	-	-	-	-	8,957	-2%	8,957
	2023	1,419	1,193	1,471	1,211	1,320	1,330	1,186	1,455	1,141	1,298	1,173	1,119	9,130	▼	15,316
Civil	2024	280	296	304	322	328	341	304	-	-	-	-	-	2,175	-3%	2,175
	2023	360	307	345	315	314	309	284	378	302	321	294	289	2,234	▼	3,818
Criminal	2024	651	629	635	636	550	556	641	-	-	-	-	-	4,298	5%	4,298
	2023	613	540	701	541	621	582	499	700	533	623	583	485	4,097	▲	7,021
Concealed Handgun Permits	2024	-	-	-	-	-	-	-	-	-	-	-	-	0	-100%	0
	2023	-	-	2	-	-	-	-	-	-	-	-	-	2	▼	2
Miscellaneous/ Other	2024	335	325	328	373	359	390	368	-	-	-	-	-	2,478	-11%	2,478
	2023	446	346	423	355	385	438	402	377	305	352	296	344	2,795	▼	4,469
Others	2024	-	1	3	-	-	1	1	-	-	-	-	-	6	200%	6
	2023	-	-	-	-	-	1	1	-	1	2	-	1	2	▲	6

Dispositions by Case Category

Case Categories		Jan	Feb	Mar	Apr	May	Jun	Jul	Aug	Sep	Oct	Nov	Dec	Thru Jul	% Change	Total
Administrative Law	2024	1	2	-	-	-	-	2	-	-	-	-	-	5	0%	5
	2023	3	1	-	-	1	-	-	1	-	2	-	-	5	↔	8
Capital Murder	2024	-	2	1	1	-	-	2	-	-	-	-	-	6	50%	6
	2023	1	-	-	-	3	-	-	-	-	-	-	-	4	▲	4
Contested Divorce	2024	34	17	19	25	22	28	38	-	-	-	-	-	183	-6%	183
	2023	33	20	26	31	36	27	21	27	28	26	18	20	194	▼	313
Domestic and Family - Level 1	2024	29	35	33	42	28	29	32	-	-	-	-	-	228	-3%	228
	2023	39	41	37	34	35	26	24	47	45	31	34	32	236	▼	425
Domestic and Family - Level 2	2024	20	16	24	16	18	26	24	-	-	-	-	-	144	20%	144
	2023	25	15	21	16	11	15	17	17	13	22	17	17	120	▲	206
Felonies and Related Matters	2024	401	397	388	396	328	293	376	-	-	-	-	-	2,579	3%	2,579
	2023	392	338	400	337	379	343	307	395	285	379	348	284	2,496	▲	4,187
General Civil - Level 1	2024	-	5	3	3	-	5	4	-	-	-	-	-	20	-23%	20
	2023	1	2	5	4	6	4	4	6	6	-	4	9	26	▼	51
General Civil - Level 2	2024	56	65	56	77	58	67	44	-	-	-	-	-	423	-9%	423
	2023	88	76	85	61	48	64	41	64	64	62	49	42	463	▼	744
General Civil - Level 3	2024	94	111	115	110	122	105	105	-	-	-	-	-	762	-7%	762
	2023	116	108	101	131	124	120	117	135	107	114	102	113	817	▼	1,388
Miscellaneous Civil	2024	133	136	138	203	187	174	176	-	-	-	-	-	1,147	-16%	1,147
	2023	212	153	191	159	194	212	238	186	143	122	139	129	1,359	▼	2,078
Misdemeanor	2024	203	205	213	204	180	220	196	-	-	-	-	-	1,421	5%	1,421
	2023	195	173	249	179	214	189	156	266	189	212	204	179	1,355	▲	2,405
Other	2024	185	155	176	139	161	207	179	-	-	-	-	-	1,202	-5%	1,202
	2023	207	163	217	151	169	206	158	168	135	214	158	196	1,271	▼	2,142
Other Criminally Related Matters	2024	55	34	40	42	50	47	73	-	-	-	-	-	341	26%	341
	2023	28	31	60	28	26	56	42	54	65	38	37	28	271	▲	493
Probates/Wills & Trusts - Level 1	2024	-	1	-	-	-	-	-	-	-	-	-	-	1	-50%	1
	2023	-	-	-	1	-	1	-	2	-	-	1	1	2	▼	6
Probates/Wills & Trusts - Level 2	2024	13	7	9	17	20	18	17	-	-	-	-	-	101	0%	101
	2023	7	16	9	14	17	17	21	23	11	21	8	11	101	↔	175
Protective Orders	2024	-	3	-	1	1	1	1	-	-	-	-	-	7	600%	7
	2023	-	-	-	-	1	-	-	2	-	2	-	3	1	▲	8
Uncontested Divorce	2024	42	60	55	55	62	68	45	-	-	-	-	-	387	-5%	387
	2023	72	56	70	65	56	50	40	62	50	53	54	55	409	▼	683

Dashboard		Monthly Dispositions Summary		Jan --- Jul Dispositions	
<p>Court: Portsmouth Circuit Start/End Date: Jan-23 / Jul-24 2023 Average Month: 717 Jan-Jul 2023: 5,668 Dispositions Trending: ▼</p>	<p>Circuit/Court ID: 3 203740 Type of Case: Dispositions 2024 Average Month: 611 Jan-Jul 2024 : 4,278 Overall AVG. Month: 678</p>				

Dispositions by Division																
Divisions		Jan	Feb	Mar	Apr	May	Jun	Jul	Aug	Sep	Oct	Nov	Dec	Thru Jul	% Change	Total
Total	2024	636	624	757	546	532	659	524	-	-	-	-	-	4,278	-25%	4,278
	2023	870	930	961	857	750	617	683	561	609	628	647	490	5,668	▼	8,603
Civil	2024	232	186	281	176	181	235	193	-	-	-	-	-	1,484	-25%	1,484
	2023	224	349	299	348	259	196	309	180	200	231	279	159	1,984	▼	3,033
Criminal	2024	167	146	122	118	134	155	154	-	-	-	-	-	996	-16%	996
	2023	203	173	224	153	202	120	105	133	127	161	141	126	1,180	▼	1,868
Concealed Handgun Permits	2024	77	144	144	104	77	151	104	-	-	-	-	-	801	-12%	801
	2023	197	171	163	117	98	90	79	64	123	72	107	83	915	▼	1,364
Miscellaneous/ Other	2024	160	148	210	148	140	118	72	-	-	-	-	-	996	-37%	996
	2023	246	237	274	239	191	210	190	180	159	164	120	122	1,587	▼	2,332
Others	2024	-	-	-	-	-	-	1	-	-	-	-	-	1	-50%	1
	2023	-	-	1	-	-	1	-	4	-	-	-	-	2	▼	6

Dispositions by Case Category																
Case Categories		Jan	Feb	Mar	Apr	May	Jun	Jul	Aug	Sep	Oct	Nov	Dec	Thru Jul	% Change	Total
Administrative Law	2024	1	-	2	-	-	-	-	-	-	-	-	-	3	-57%	3
	2023	-	1	2	1	1	1	1	1	1	-	-	1	7	▼	10
Capital Murder	2024	4	-	-	-	-	2	-	-	-	-	-	-	6	500%	6
	2023	-	-	-	1	-	-	-	-	-	-	-	2	1	▲	3
Contested Divorce	2024	12	9	13	14	7	12	13	-	-	-	-	-	80	1%	80
	2023	6	14	16	22	8	5	8	2	12	18	13	8	79	▲	132
Domestic and Family - Level 1	2024	9	12	13	4	22	11	12	-	-	-	-	-	83	-56%	83
	2023	3	99	16	6	13	46	6	12	9	7	12	9	189	▼	238
Domestic and Family - Level 2	2024	2	-	4	-	3	7	2	-	-	-	-	-	18	-5%	18
	2023	1	9	1	3	1	-	4	2	2	2	5	5	19	▼	35
Felonies and Related Matters	2024	107	91	79	73	79	87	99	-	-	-	-	-	615	-13%	615
	2023	138	94	150	94	106	56	70	89	53	131	80	69	708	▼	1,130
General Civil	2024	5	1	9	3	5	7	2	-	-	-	-	-	32	-35%	32
	2023	27	8	-	-	7	4	3	15	12	4	6	4	49	▼	90
General Civil - Level 1	2024	2	2	2	1	-	-	-	-	-	-	-	-	7	-65%	7
	2023	2	1	2	9	2	3	1	-	1	1	1	1	20	▼	24
General Civil - Level 2	2024	20	8	15	19	21	10	20	-	-	-	-	-	113	-25%	113
	2023	10	7	27	59	16	12	19	12	14	21	28	12	150	▼	237
General Civil - Level 3	2024	154	140	217	120	109	177	123	-	-	-	-	-	1,040	-19%	1,040
	2023	188	164	195	180	193	117	251	148	135	160	194	106	1,288	▼	2,031
Miscellaneous Civil	2024	147	198	243	169	156	236	148	-	-	-	-	-	1,297	-26%	1,297
	2023	310	260	299	275	192	211	196	137	204	140	162	157	1,743	▼	2,543
Misdemeanor	2024	44	44	30	33	41	45	37	-	-	-	-	-	274	-4%	274
	2023	45	54	41	31	59	31	23	21	62	24	35	38	284	▼	464
Other	2024	74	86	98	76	53	27	25	-	-	-	-	-	439	-40%	439
	2023	105	163	126	88	93	83	69	90	66	86	59	42	727	▼	1,070
Other Criminally Related Matters	2024	22	14	16	12	14	22	19	-	-	-	-	-	119	-43%	119
	2023	20	35	36	29	38	34	16	24	12	8	26	19	208	▼	297
Probates/Wills & Trusts - Level 1	2024	1	-	1	1	1	-	1	-	-	-	-	-	5	0%	5
	2023	-	-	-	1	2	1	1	-	-	-	-	-	5	↔	5
Probates/Wills & Trusts - Level 2	2024	4	2	4	1	3	3	4	-	-	-	-	-	21	-16%	21
	2023	-	1	6	10	4	3	1	3	-	6	1	4	25	▼	39
Protective Orders	2024	-	-	-	-	-	-	-	-	-	-	-	-	0	-100%	0
	2023	-	1	4	3	2	-	-	-	-	-	-	-	10	▼	10
Uncontested Divorce	2024	28	17	11	20	18	13	19	-	-	-	-	-	126	-19%	126
	2023	15	19	40	45	13	10	14	5	26	20	22	16	156	▼	245

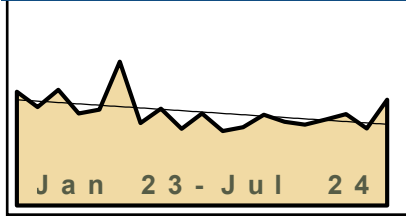
This report reflects data in the case management system. Numbers will update accordingly as reports are refreshed and posted.

Dashboard

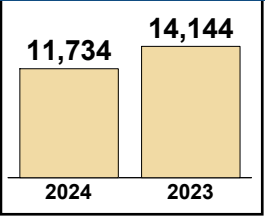
Court: Norfolk Circuit
Start/End Date: Jan-23 / Jul-24
2023 Average Month: 1,842
Jan-Jul 2023: 14,144
Dispositions Trending: ▼

Circuit/Court ID: 4 204710
Type of Case: Dispositions
2024 Average Month: 1,676
Jan-Jul 2024 : 11,734
Overall AVG. Month: 1,781

Monthly Dispositions Summary



Jan --- Jul Dispositions



Dispositions by Division

Divisions		Jan	Feb	Mar	Apr	May	Jun	Jul	Aug	Sep	Oct	Nov	Dec	Thru Jul	% Change	Total
Total	2024	1,732	1,596	1,542	1,637	1,739	1,470	2,018	-	-	-	-	-	11,734	-17%	11,734
	2023	2,170	1,873	2,205	1,751	1,830	2,741	1,574	1,844	1,461	1,751	1,418	1,490	14,144	▼	22,108
Civil	2024	396	409	430	382	446	372	423	-	-	-	-	-	2,858	1%	2,858
	2023	347	350	443	447	403	470	364	395	404	393	371	405	2,824	▲	4,792
Criminal	2024	398	381	420	304	374	327	412	-	-	-	-	-	2,616	-4%	2,616
	2023	430	317	467	381	312	429	380	526	458	421	402	418	2,716	▼	4,941
Concealed Handgun Permits	2024	217	237	205	232	191	177	178	-	-	-	-	-	1,437	-15%	1,437
	2023	270	237	316	251	227	191	198	207	180	197	171	191	1,690	▼	2,636
Miscellaneous/ Other	2024	719	566	479	712	722	583	1,001	-	-	-	-	-	4,782	-31%	4,782
	2023	1,121	966	979	672	888	1,649	632	713	419	738	471	476	6,907	▼	9,724
Others	2024	2	3	8	7	6	11	4	-	-	-	-	-	41	486%	41
	2023	2	3	-	-	-	2	-	3	-	-	2	3	7	▲	15

Dispositions by Case Category

Case Categories		Jan	Feb	Mar	Apr	May	Jun	Jul	Aug	Sep	Oct	Nov	Dec	Thru Jul	% Change	Total
Administrative Law	2024	1	1	3	3	2	3	6	-	-	-	-	-	19	-30%	19
	2023	6	3	7	3	1	3	4	6	2	8	5	3	27	▼	51
Capital Murder	2024	-	3	-	-	1	1	-	-	-	-	-	-	5	5	5
	2023	-	-	-	-	-	-	-	-	-	-	-	-	0	↔	0
Contested Divorce	2024	66	81	81	74	95	63	83	-	-	-	-	-	543	-7%	543
	2023	70	70	88	108	88	91	67	84	74	72	78	96	582	▼	986
Domestic and Family - Level 1	2024	42	25	17	33	41	30	34	-	-	-	-	-	222	15%	222
	2023	39	37	26	22	18	38	13	24	22	55	37	28	193	▲	359
Domestic and Family - Level 2	2024	27	17	26	23	28	19	55	-	-	-	-	-	195	29%	195
	2023	27	18	25	19	24	21	17	24	15	23	18	23	151	▲	254
Felonies and Related Matters	2024	295	263	279	217	258	252	305	-	-	-	-	-	1,869	0%	1,869
	2023	291	233	339	269	185	309	242	359	296	288	288	280	1,868	▲	3,379
General Civil - Level 1	2024	3	3	7	5	3	8	6	-	-	-	-	-	35	35%	35
	2023	3	3	5	3	2	7	3	4	1	1	5	6	26	▲	43
General Civil - Level 2	2024	59	46	44	48	41	55	42	-	-	-	-	-	335	15%	335
	2023	35	43	44	48	34	47	41	50	43	36	46	41	292	▲	508
General Civil - Level 3	2024	114	100	73	88	110	79	138	-	-	-	-	-	702	10%	702
	2023	94	72	116	80	95	106	78	110	83	104	69	56	641	▲	1,063
Miscellaneous Civil	2024	735	667	575	723	691	621	866	-	-	-	-	-	4,878	-35%	4,878
	2023	1,181	1,022	1,086	807	986	1,733	736	765	508	782	526	563	7,551	▼	10,695
Misdemeanor	2024	56	69	92	46	68	59	69	-	-	-	-	-	459	-19%	459
	2023	98	61	88	68	76	83	92	119	95	88	67	93	566	▼	1,028
Other	2024	97	44	40	113	113	80	132	-	-	-	-	-	619	29%	619
	2023	103	105	94	56	43	41	37	35	22	45	57	49	479	▲	687
Other Criminally Related Matters	2024	49	52	54	43	49	20	41	-	-	-	-	-	308	-8%	308
	2023	48	33	46	52	57	49	50	59	71	49	51	47	335	▼	612
Probates/Wills & Trusts - Level 1	2024	2	4	3	2	3	3	3	-	-	-	-	-	20	82%	20
	2023	-	4	1	1	1	1	3	5	2	5	2	3	11	▲	28
Probates/Wills & Trusts - Level 2	2024	18	25	26	23	17	18	30	-	-	-	-	-	157	5%	157
	2023	18	25	28	25	25	15	13	33	15	23	16	24	149	▲	260
Protective Orders	2024	8	5	7	4	4	4	1	-	-	-	-	-	33	32%	33
	2023	2	2	5	3	3	6	4	3	7	4	1	7	25	▲	47
Uncontested Divorce	2024	160	191	215	192	215	155	207	-	-	-	-	-	1,335	7%	1,335
	2023	155	142	207	187	192	191	174	164	205	168	152	171	1,248	▲	2,108

CPSS-CCMS-10.11 CASELOAD STATISTICS OF THE CIRCUIT COURTS

January 2023 -- July 2024 Dispositions

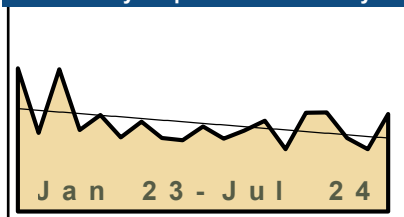
Alexandria and Fairfax Circuit are not Included in State Totals

Dashboard

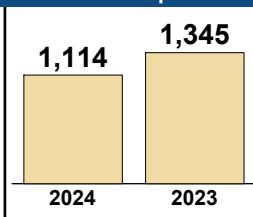
Court: Isle of Wight Circuit
Start/End Date: Jan-23 / Jul-24
2023 Average Month: 173
Jan-Jul 2023: 1,345
Dispositions Trending: ▼

Circuit/Court ID: 5 205093
Type of Case: Dispositions
2024 Average Month: 159
Jan-Jul 2024 : 1,114
Overall AVG. Month: 168

Monthly Dispositions Summary



Jan --- Jul Dispositions



Dispositions by Division

Divisions		Jan	Feb	Mar	Apr	May	Jun	Jul	Aug	Sep	Oct	Nov	Dec	Thru Jul	% Change	Total
Total	2024	173	119	188	189	140	119	186	-	-	-	-	-	1,114	-17%	1,114
	2023	273	150	271	155	184	141	171	140	136	162	139	154	1,345	▼	2,076
Civil	2024	13	31	17	37	24	13	13	-	-	-	-	-	148	-3%	148
	2023	26	11	23	23	24	26	20	17	17	21	32	26	153	▼	266
Criminal	2024	41	21	28	44	46	60	73	-	-	-	-	-	313	-4%	313
	2023	59	38	56	42	29	56	46	37	34	34	23	34	326	▼	488
Concealed Handgun Permits	2024	98	50	110	79	54	34	87	-	-	-	-	-	512	-24%	512
	2023	153	86	154	67	104	30	78	65	60	77	67	73	672	▼	1,014
Miscellaneous/ Other	2024	21	17	32	29	16	12	13	-	-	-	-	-	140	-27%	140
	2023	34	15	38	22	27	29	27	21	25	30	17	21	192	▼	306
Others	2024	-	-	1	-	-	-	-	-	-	-	-	-	1	-50%	1
	2023	1	-	-	1	-	-	-	-	-	-	-	-	2	▼	2

Dispositions by Case Category

Case Categories		Jan	Feb	Mar	Apr	May	Jun	Jul	Aug	Sep	Oct	Nov	Dec	Thru Jul	% Change	Total
Administrative Law	2024	-	1	-	-	-	-	-	-	-	-	-	-	1	1	1
	2023	-	-	-	-	-	-	-	-	-	-	-	1	0	↔	1
Contested Divorce	2024	-	1	2	3	3	1	2	-	-	-	-	-	12	-37%	12
	2023	2	4	2	2	2	2	5	4	2	8	6	1	19	▼	40
Domestic and Family - Level 1	2024	-	-	-	9	-	-	1	-	-	-	-	-	10	-38%	10
	2023	7	1	2	-	-	4	2	2	2	2	2	3	16	▼	27
Domestic and Family - Level 2	2024	-	2	1	2	4	2	1	-	-	-	-	-	12	9%	12
	2023	3	-	3	2	1	-	2	-	1	-	1	3	11	▲	16
Felonies and Related Matters	2024	24	10	18	33	27	38	46	-	-	-	-	-	196	-17%	196
	2023	41	23	44	32	20	43	32	31	26	16	17	20	235	▼	345
General Civil - Level 1	2024	1	-	-	-	-	1	-	-	-	-	-	-	2	2	2
	2023	-	-	-	-	-	-	-	-	-	-	-	1	0	↔	1
General Civil - Level 2	2024	4	9	3	11	3	2	4	-	-	-	-	-	36	33%	36
	2023	3	3	5	3	3	7	3	4	4	4	4	5	27	▲	48
General Civil - Level 3	2024	2	3	2	3	5	1	1	-	-	-	-	-	17	-23%	17
	2023	-	2	2	9	4	4	1	3	4	3	3	4	22	▼	39
Miscellaneous Civil	2024	116	62	129	101	61	41	94	-	-	-	-	-	604	-23%	604
	2023	171	94	173	79	119	51	95	78	76	102	77	82	782	▼	1,197
Misdemeanor	2024	11	6	6	7	9	19	19	-	-	-	-	-	77	43%	77
	2023	14	6	9	4	5	7	9	1	5	9	4	5	54	▲	78
Other	2024	3	4	10	6	10	4	5	-	-	-	-	-	42	-50%	42
	2023	18	7	19	11	12	7	10	8	9	5	4	9	84	▼	119
Other Criminally Related Matters	2024	6	5	5	5	10	3	8	-	-	-	-	-	42	5%	42
	2023	4	9	3	8	4	7	5	5	3	9	2	9	40	▲	68
Probates/Wills & Trusts - Level 1	2024	-	-	-	-	-	-	-	-	-	-	-	-	0	-100%	0
	2023	-	-	1	-	1	-	-	-	-	-	-	1	2	▼	3
Probates/Wills & Trusts - Level 2	2024	3	2	2	1	3	1	1	-	-	-	-	-	13	333%	13
	2023	1	-	-	-	-	-	2	-	-	-	3	2	3	▲	8
Uncontested Divorce	2024	3	14	10	8	5	6	4	-	-	-	-	-	50	0%	50
	2023	9	1	8	5	13	9	5	4	4	4	13	11	50	↔	86

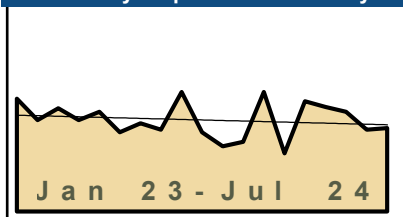
This report reflects data in the case management system. Numbers will update accordingly as reports are refreshed and posted.

Dashboard

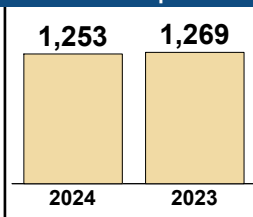
Court: Southampton Circuit
Start/End Date: Jan-23 / Jul-24
2023 Average Month: 172
Jan-Jul 2023: 1,269
Dispositions Trending: ⇄

Circuit/Court ID: 5 205175
Type of Case: Dispositions
2024 Average Month: 179
Jan-Jul 2024 : 1,253
Overall AVG. Month: 174

Monthly Dispositions Summary



Jan --- Jul Dispositions



Dispositions by Division

Divisions		Jan	Feb	Mar	Apr	May	Jun	Jul	Aug	Sep	Oct	Nov	Dec	Thru Jul	% Change	Total
Total	2024	228	111	210	199	190	156	159	-	-	-	-	-	1,253	-1%	1,253
	2023	215	174	197	174	190	151	168	156	228	151	124	133	1,269	▼	2,061
Civil	2024	18	15	16	17	20	15	23	-	12	16	-	18	124	17%	124
	2023	13	15	14	19	14	10	21	21	-	-	-	-	106	▲	192
Criminal	2024	93	59	95	86	114	67	73	-	-	-	-	-	587	3%	587
	2023	84	69	64	88	113	60	94	80	128	57	55	64	572	▲	956
Concealed Handgun Permits	2024	81	7	82	50	20	35	33	-	-	-	-	-	308	-25%	308
	2023	87	73	95	45	36	43	32	21	48	46	30	33	411	▼	589
Miscellaneous/ Other	2024	35	30	17	46	35	39	30	-	-	-	-	-	232	30%	232
	2023	30	17	24	22	27	38	21	34	40	32	20	18	179	▲	323
Others	2024	1	-	-	-	1	-	-	-	-	-	-	-	2	100%	2
	2023	1	-	-	-	-	-	-	-	-	-	-	-	1	▲	1

Dispositions by Case Category

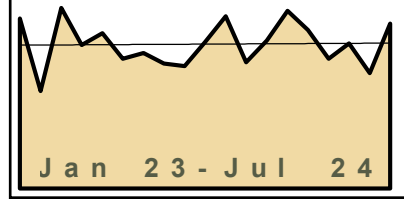
Case Categories		Jan	Feb	Mar	Apr	May	Jun	Jul	Aug	Sep	Oct	Nov	Dec	Thru Jul	% Change	Total
Contested Divorce	2024	3	1	4	2	2	2	1	-	-	-	-	-	15	25%	15
	2023	3	1	-	2	1	2	3	-	2	-	1	4	12	▲	19
Domestic and Family - Level 1	2024	4	-	1	1	-	-	2	-	-	-	-	-	8	100%	8
	2023	-	-	-	-	-	1	3	1	-	-	1	-	4	▲	6
Domestic and Family - Level 2	2024	-	1	-	1	1	-	1	-	-	-	-	-	4	300%	4
	2023	-	-	-	1	-	-	-	1	-	-	1	1	1	▲	4
Felonies and Related Matters	2024	56	37	56	56	77	36	38	-	-	-	-	-	356	1%	356
	2023	47	49	44	49	68	39	55	43	80	44	36	30	351	▲	584
General Civil - Level 1	2024	-	2	-	-	-	1	-	-	-	-	-	-	3	50%	3
	2023	-	1	-	-	-	-	1	-	2	-	-	1	2	▲	5
General Civil - Level 2	2024	-	5	-	4	5	2	2	-	-	-	-	-	18	-28%	18
	2023	3	7	2	6	2	2	3	5	4	3	3	5	25	▼	45
General Civil - Level 3	2024	4	6	3	8	5	4	7	-	-	-	-	-	37	23%	37
	2023	2	2	4	8	7	3	4	7	4	10	7	4	30	▲	62
Miscellaneous Civil	2024	92	17	94	66	32	45	45	-	-	-	-	-	391	-20%	391
	2023	101	79	106	58	43	63	41	34	67	63	41	40	491	▼	736
Misdemeanor	2024	31	7	15	20	29	18	14	-	-	-	-	-	134	2%	134
	2023	23	12	11	23	28	17	18	24	40	6	10	17	132	▲	229
Other	2024	26	18	7	28	25	30	18	-	-	-	-	-	152	46%	152
	2023	20	11	13	8	19	18	15	20	19	15	10	11	104	▲	179
Other Criminally Related Matters	2024	6	15	24	10	8	13	21	-	-	-	-	-	97	8%	97
	2023	14	8	10	16	17	4	21	14	8	7	10	17	90	▲	146
Probates/Wills & Trusts - Level 1	2024	-	-	-	1	-	-	-	-	-	-	-	-	1	1	1
	2023	-	-	-	-	-	-	-	-	-	-	-	-	0	↔	0
Probates/Wills & Trusts - Level 2	2024	-	-	-	-	-	-	2	-	-	-	-	-	2	2	2
	2023	-	-	-	-	-	-	-	1	-	-	2	-	0	↔	3
Protective Orders	2024	-	-	-	-	-	-	-	-	-	-	-	-	0	-100%	0
	2023	-	1	1	1	-	2	-	-	-	-	-	-	5	▼	5
Uncontested Divorce	2024	6	2	6	2	6	5	8	-	-	-	-	-	35	59%	35
	2023	2	3	6	2	5	-	4	6	2	3	2	3	22	▲	38

Dashboard

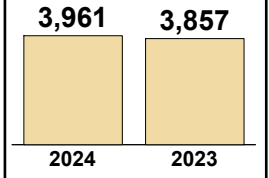
Court: Suffolk Circuit
Start/End Date: Jan-23 / Jul-24
2023 Average Month: 541
Jan-Jul 2023: 3,857
Dispositions Trending: ▲

Circuit/Court ID: 5 205800
Type of Case: Dispositions
2024 Average Month: 566
Jan-Jul 2024 : 3,961
Overall AVG. Month: 550

Monthly Dispositions Summary



Jan --- Jul Dispositions



Dispositions by Division

Divisions		Jan	Feb	Mar	Apr	May	Jun	Jul	Aug	Sep	Oct	Nov	Dec	Thru Jul	% Change	Total
Total	2024	564	677	604	494	553	440	629	-	-	-	-	-	3,961	3%	3,961
	2023	648	372	688	547	592	494	516	476	466	558	656	481	3,857	▲	6,494
Civil	2024	91	141	70	86	96	60	137	-	-	-	-	-	681	48%	681
	2023	66	69	63	67	67	56	72	53	60	89	116	128	460	▲	906
Criminal	2024	230	297	304	217	267	216	281	-	-	-	-	-	1,812	4%	1,812
	2023	214	172	336	260	295	216	241	228	255	244	281	178	1,734	▲	2,920
Concealed Handgun Permits	2024	183	152	164	139	149	135	139	-	-	-	-	-	1,061	-23%	1,061
	2023	330	90	243	183	187	175	172	152	117	187	214	138	1,380	▼	2,188
Miscellaneous/ Other	2024	60	86	65	51	41	27	72	-	-	-	-	-	402	43%	402
	2023	38	41	46	36	43	46	31	43	33	38	44	37	281	▲	476
Others	2024	-	1	1	1	-	2	-	-	-	-	-	-	5	150%	5
	2023	-	-	-	1	-	1	-	-	1	-	1	-	2	▲	4

Dispositions by Case Category


Case Categories		Jan	Feb	Mar	Apr	May	Jun	Jul	Aug	Sep	Oct	Nov	Dec	Thru Jul	% Change	Total
Administrative Law	2024	2	1	-	1	-	1	1	-	-	-	-	-	6	500%	6
	2023	-	-	-	-	-	1	-	-	-	-	-	-	1	▲	1
Capital Murder	2024	-	1	1	-	2	3	-	-	-	-	-	-	7	133%	7
	2023	1	-	1	-	-	-	1	-	1	-	-	1	3	▲	5
Contested Divorce	2024	9	18	10	6	8	11	21	-	-	-	-	-	83	77%	83
	2023	13	6	4	4	7	6	7	6	9	18	13	14	47	▲	107
Domestic and Family - Level 1	2024	6	9	3	10	6	2	15	-	-	-	-	-	51	13%	51
	2023	8	7	11	1	9	6	3	3	6	10	5	4	45	▲	73
Domestic and Family - Level 2	2024	9	12	7	9	31	9	15	-	-	-	-	-	92	88%	92
	2023	10	7	6	8	5	5	8	5	7	9	8	15	49	▲	93
Felonies and Related Matters	2024	145	225	212	113	166	156	159	-	-	-	-	-	1,176	12%	1,176
	2023	117	72	228	167	215	120	128	126	166	146	169	96	1,047	▲	1,750
General Civil - Level 1	2024	3	2	-	-	2	-	1	-	-	-	-	-	8	167%	8
	2023	-	-	-	1	-	1	1	1	-	4	2	3	3	▲	13
General Civil - Level 2	2024	17	32	19	16	12	7	20	-	-	-	-	-	123	62%	123
	2023	10	8	11	19	9	9	10	15	10	11	33	26	76	▲	171
General Civil - Level 3	2024	10	38	4	9	6	5	19	-	-	-	-	-	91	10%	91
	2023	8	24	4	9	12	8	18	5	5	9	17	12	83	▲	131
Miscellaneous Civil	2024	240	214	225	185	190	162	197	-	-	-	-	-	1,413	-14%	1,413
	2023	367	127	288	214	229	220	204	199	149	225	244	177	1,649	▼	2,643
Misdemeanor	2024	65	58	76	86	73	45	91	-	-	-	-	-	494	-13%	494
	2023	82	74	101	79	60	75	96	88	77	67	95	66	567	▼	960
Other	2024	-	4	2	3	2	4	2	-	-	-	-	-	17	89%	17
	2023	1	1	3	1	1	2	-	-	1	1	4	3	9	▲	18
Other Criminally Related Matters	2024	20	13	15	18	26	12	31	-	-	-	-	-	135	2%	135
	2023	14	26	11	16	20	21	24	15	11	32	18	15	132	▲	223
Probates/Wills & Trusts - Level 1	2024	1	6	-	2	1	-	1	-	-	-	-	-	11	450%	11
	2023	-	1	-	-	-	-	-	-	-	-	-	1	2	▲	3
Probates/Wills & Trusts - Level 2	2024	5	9	3	7	2	5	7	-	-	-	-	-	38	90%	38
	2023	3	-	4	3	4	4	2	3	3	6	5	6	20	▲	43
Uncontested Divorce	2024	32	35	27	29	26	18	49	-	-	-	-	-	216	74%	216
	2023	14	19	16	25	20	16	14	10	21	20	42	43	124	▲	260

Dashboard

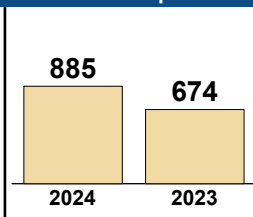
Court: Brunswick Circuit
Start/End Date: Jan-23 / Jul-24
2023 Average Month: 92
Jan-Jul 2023: 674
Dispositions Trending: ▲

Circuit/Court ID: 6 206025
Type of Case: Dispositions
2024 Average Month: 126
Jan-Jul 2024 : 885
Overall AVG. Month: 105

Monthly Dispositions Summary



Jan --- Jul Dispositions



Dispositions by Division

Divisions		Jan	Feb	Mar	Apr	May	Jun	Jul	Aug	Sep	Oct	Nov	Dec	Thru Jul	% Change	Total
Total	2024	172	140	135	129	104	85	120	-	-	-	-	-	885	31%	885
	2023	98	140	79	109	56	134	58	127	56	92	51	103	674	▲	1,103
Civil	2024	24	14	7	4	2	7	7	-	-	-	-	-	65	171%	65
	2023	1	5	2	3	3	7	3	3	1	6	3	3	24	▲	40
Criminal	2024	65	70	80	73	68	46	76	-	-	-	-	-	478	27%	478
	2023	37	92	42	55	33	80	37	57	27	48	12	56	376	▲	576
Concealed Handgun Permits	2024	30	42	39	38	24	21	30	-	-	-	-	-	224	15%	224
	2023	51	33	22	31	11	34	12	53	22	17	26	30	194	▲	342
Miscellaneous/ Other	2024	53	14	9	14	10	11	7	-	-	-	-	-	118	48%	118
	2023	9	10	13	20	9	13	6	14	6	19	10	14	80	▲	143
Others	2024	-	-	-	-	-	-	-	-	-	-	-	-	0	0	0
	2023	-	-	-	-	-	-	-	-	-	2	-	-	0	↔	2

Dispositions by Case Category

Case Categories		Jan	Feb	Mar	Apr	May	Jun	Jul	Aug	Sep	Oct	Nov	Dec	Thru Jul	% Change	Total
Administrative Law	2024	2	-	-	-	-	-	-	-	-	-	-	-	2	2	2
	2023	-	-	-	-	-	-	-	-	-	-	-	-	0	↔	0
Contested Divorce	2024	3	-	-	-	1	-	-	-	-	-	-	-	4	-33%	4
	2023	1	-	1	2	-	1	1	-	1	-	-	-	6	▼	7
Domestic and Family - Level 1	2024	-	2	3	1	-	2	-	-	-	-	-	-	8	167%	8
	2023	-	-	1	-	-	2	-	-	-	5	-	-	3	▲	8
Domestic and Family - Level 2	2024	-	-	-	-	-	-	-	-	-	-	-	-	0	0	0
	2023	-	-	-	-	-	-	-	-	-	-	1	-	0	↔	1
Felonies and Related Matters	2024	36	25	62	40	45	14	58	-	-	-	-	-	280	35%	280
	2023	28	36	31	23	20	39	31	15	21	23	10	12	208	▲	289
General Civil - Level 1	2024	-	-	-	-	-	-	-	-	-	-	-	-	0	-100%	0
	2023	-	-	-	-	-	-	1	-	-	-	-	-	1	▼	1
General Civil - Level 2	2024	12	2	3	-	-	1	3	-	-	-	-	-	21	425%	21
	2023	-	2	-	-	-	1	1	-	-	-	-	2	4	▲	6
General Civil - Level 3	2024	7	1	1	2	-	2	2	-	-	-	-	-	15	150%	15
	2023	1	2	-	-	2	1	-	-	-	1	1	3	6	▲	11
Miscellaneous Civil	2024	73	49	43	48	27	28	33	-	-	-	-	-	301	29%	301
	2023	58	39	26	37	13	45	15	63	23	31	28	39	233	▲	417
Misdemeanor	2024	27	30	17	19	19	20	13	-	-	-	-	-	145	12%	145
	2023	8	42	11	22	11	29	6	27	6	12	2	9	129	▲	185
Other	2024	1	8	4	4	7	4	3	-	-	-	-	-	31	-21%	31
	2023	1	4	9	14	7	1	3	4	5	6	8	2	39	▼	64
Other Criminally Related Matters	2024	2	20	1	14	4	12	5	-	-	-	-	-	58	49%	58
	2023	1	14	-	10	2	12	-	15	-	13	-	35	39	▲	102
Probates/Wills & Trusts - Level 2	2024	2	-	-	-	-	-	1	-	-	-	-	-	3	3	3
	2023	-	-	-	-	-	-	-	-	-	-	-	-	0	↔	0
Protective Orders	2024	-	-	-	-	1	-	-	-	-	-	-	-	1	1	1
	2023	-	-	-	-	-	-	-	-	-	-	-	-	0	↔	0
Uncontested Divorce	2024	7	3	1	1	-	2	2	-	-	-	-	-	16	167%	16
	2023	-	1	-	1	1	3	-	3	-	1	1	1	6	▲	12

Dashboard		Monthly Dispositions Summary		Jan --- Jul Dispositions					
<p>Court: Greenville Circuit Start/End Date: Jan-23 / Jul-24 2023 Average Month: 90 Jan-Jul 2023: 662 Dispositions Trending: ▲</p>	<p>Circuit/Court ID: 6 206081 Type of Case: Dispositions 2024 Average Month: 102 Jan-Jul 2024 : 715 Overall AVG. Month: 94</p>	<p style="text-align: center; font-weight: bold; font-size: 1.2em;">Jan 23 - Jul 24</p>		<table border="1" style="margin: auto;"> <tr> <td style="text-align: center; font-weight: bold; font-size: 1.5em;">715</td> <td style="text-align: center; font-weight: bold; font-size: 1.5em;">662</td> </tr> <tr> <td style="text-align: center; font-size: 0.8em;">2024</td> <td style="text-align: center; font-size: 0.8em;">2023</td> </tr> </table>		715	662	2024	2023
715	662								
2024	2023								

Dispositions by Division																
Divisions		Jan	Feb	Mar	Apr	May	Jun	Jul	Aug	Sep	Oct	Nov	Dec	Thru Jul	% Change	Total
Total	2024	114	152	114	120	80	86	49	-	-	-	-	-	715	8%	715
	2023	63	123	133	105	88	55	95	69	98	93	68	85	662	▲	1,075
Civil	2024	9	5	6	11	7	6	4	-	-	-	-	-	48	-6%	48
	2023	4	2	8	11	9	5	12	15	4	7	9	3	51	▼	89
Criminal	2024	77	123	69	75	50	50	38	-	-	-	-	-	482	21%	482
	2023	28	103	67	67	46	26	61	28	62	53	44	77	398	▲	662
Concealed Handgun Permits	2024	24	16	30	29	14	22	7	-	-	-	-	-	142	-16%	142
	2023	27	15	52	20	26	19	11	12	29	30	12	-	170	▼	253
Miscellaneous/ Other	2024	4	8	9	5	9	8	-	-	-	-	-	-	43	5%	43
	2023	4	2	6	7	7	4	11	14	3	3	3	5	41	▲	69
Others	2024	-	-	-	-	-	-	-	-	-	-	-	-	0	-100%	0
	2023	-	1	-	-	-	1	-	-	-	-	-	-	2	▼	2

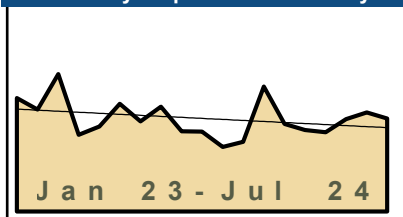
Dispositions by Case Category																
Case Categories		Jan	Feb	Mar	Apr	May	Jun	Jul	Aug	Sep	Oct	Nov	Dec	Thru Jul	% Change	Total
Administrative Law	2024	-	-	-	-	-	-	-	-	-	-	-	-	0	-100%	0
	2023	-	-	-	1	-	-	-	-	-	-	-	-	-	1	▼
Capital Murder	2024	-	-	-	-	-	-	-	-	-	-	-	-	0	-100%	0
	2023	-	-	-	-	1	-	-	-	-	1	-	-	1	▼	2
Contested Divorce	2024	-	1	-	1	1	1	-	-	-	-	-	-	4	-43%	4
	2023	2	1	1	-	-	1	2	-	-	3	1	-	7	▼	11
Domestic and Family - Level 1	2024	2	-	1	2	1	-	-	-	-	-	-	-	6	50%	6
	2023	-	-	-	-	2	2	-	1	-	-	-	-	4	▲	5
Domestic and Family - Level 2	2024	-	2	-	1	-	-	-	-	-	-	-	-	3	-57%	3
	2023	1	-	2	-	-	1	3	2	-	1	-	1	7	▼	11
Felonies and Related Matters	2024	42	63	44	56	26	28	21	-	-	-	-	-	280	5%	280
	2023	22	73	42	52	25	15	38	15	43	32	27	61	267	▲	445
General Civil - Level 1	2024	-	-	1	-	-	-	-	-	-	-	-	-	1	1	1
	2023	-	-	-	-	-	-	-	-	-	-	-	-	0	↔	0
General Civil - Level 2	2024	3	1	-	2	3	-	1	-	-	-	-	-	10	-29%	10
	2023	1	1	1	5	4	-	2	2	2	2	4	2	14	▼	26
General Civil - Level 3	2024	2	2	2	3	2	3	2	-	-	-	-	-	16	33%	16
	2023	1	-	2	1	3	-	5	-	1	-	-	-	12	▲	13
Miscellaneous Civil	2024	27	23	39	34	20	30	7	-	-	-	-	-	180	-11%	180
	2023	29	17	56	28	32	23	18	35	32	33	16	4	203	▼	323
Misdemeanor	2024	31	48	22	14	20	15	13	-	-	-	-	-	163	106%	163
	2023	6	19	17	10	10	4	13	13	15	8	13	15	79	▲	143
Other	2024	-	-	-	-	-	-	-	-	-	-	-	-	0	-100%	0
	2023	-	1	-	-	-	1	-	-	-	-	-	1	2	▼	3
Other Criminally Related Matters	2024	6	12	3	6	4	7	4	-	-	-	-	-	42	-18%	42
	2023	-	11	8	5	10	7	10	-	4	12	4	2	51	▼	73
Probates/Wills & Trusts - Level 2	2024	-	-	-	-	1	-	-	-	-	-	-	-	1	-67%	1
	2023	-	-	-	3	-	-	-	-	-	-	-	-	3	▼	3
Uncontested Divorce	2024	1	-	2	1	2	2	1	-	-	-	-	-	9	-18%	9
	2023	1	-	4	-	1	1	4	1	1	1	2	-	11	▼	16

Dashboard

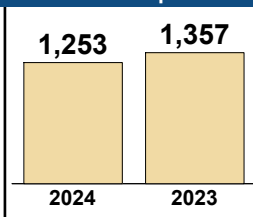
Court: Prince George Circuit
Start/End Date: Jan-23 / Jul-24
2023 Average Month: 177
Jan-Jul 2023: 1,357
Dispositions Trending: ▼

Circuit/Court ID: 6 206149
Type of Case: Dispositions
2024 Average Month: 179
Jan-Jul 2024 : 1,253
Overall AVG. Month: 177

Monthly Dispositions Summary



Jan --- Jul Dispositions



Dispositions by Division

Divisions		Jan	Feb	Mar	Apr	May	Jun	Jul	Aug	Sep	Oct	Nov	Dec	Thru Jul	% Change	Total
Total	2024	238	167	155	151	176	189	177	-	-	-	-	-	1,253	-8%	1,253
	2023	216	194	262	146	162	205	172	200	153	152	123	133	1,357	▼	2,118
Civil	2024	15	23	10	22	26	25	16	-	-	-	-	-	137	14%	137
	2023	16	7	15	18	38	11	15	24	10	17	13	14	120	▲	198
Criminal	2024	108	84	58	64	77	103	80	-	-	-	-	-	574	-2%	574
	2023	106	87	100	64	58	100	69	99	76	46	53	77	584	▼	935
Concealed Handgun Permits	2024	108	50	74	58	56	54	65	-	-	-	-	-	465	-21%	465
	2023	93	93	128	55	59	84	76	69	57	70	53	38	588	▼	875
Miscellaneous/ Other	2024	7	10	13	7	17	7	16	-	-	-	-	-	77	18%	77
	2023	1	7	19	9	7	10	12	8	10	19	4	4	65	▲	110

Dispositions by Case Category

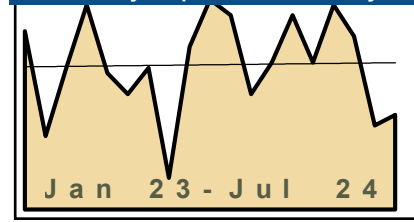
Case Categories		Jan	Feb	Mar	Apr	May	Jun	Jul	Aug	Sep	Oct	Nov	Dec	Thru Jul	% Change	Total
Contested Divorce	2024	2	3	-	1	5	1	4	-	-	-	-	-	16	0%	16
	2023	2	-	2	4	7	1	-	3	4	1	5	2	16	↔	31
Domestic and Family - Level 1	2024	2	6	1	8	1	8	2	-	-	-	-	-	28	155%	28
	2023	1	1	1	2	4	-	2	4	3	1	-	1	11	▲	20
Domestic and Family - Level 2	2024	-	-	-	-	-	1	-	-	-	-	-	-	1	-80%	1
	2023	2	-	1	-	1	1	-	1	-	1	-	2	5	▼	9
Felonies and Related Matters	2024	66	53	36	38	44	53	64	-	-	-	-	-	354	5%	354
	2023	61	57	55	32	32	59	40	58	37	27	30	43	336	▲	531
General Civil - Level 1	2024	-	-	1	-	-	-	-	-	-	-	-	-	1	1	1
	2023	-	-	-	-	-	-	-	1	-	1	-	2	0	↔	4
General Civil - Level 2	2024	3	5	3	3	4	3	2	-	-	-	-	-	23	44%	23
	2023	3	3	1	-	6	2	1	6	1	5	2	2	16	▲	32
General Civil - Level 3	2024	3	4	3	-	6	3	-	-	-	-	-	-	19	-14%	19
	2023	1	1	2	4	8	5	1	5	1	-	1	2	22	▼	31
Miscellaneous Civil	2024	115	57	87	65	72	60	80	-	-	-	-	-	536	-17%	536
	2023	94	100	143	64	65	93	88	77	67	89	56	42	647	▼	978
Misdemeanor	2024	38	26	18	24	31	44	13	-	-	-	-	-	194	-14%	194
	2023	41	25	43	26	25	40	26	36	34	15	22	30	226	▼	363
Other	2024	-	-	-	-	-	-	-	-	-	-	-	-	0	-100%	0
	2023	-	1	-	-	1	-	-	1	-	-	-	-	2	▼	3
Other Criminally Related Matters	2024	5	5	5	2	2	6	3	-	-	-	-	-	28	22%	28
	2023	4	5	2	6	1	1	4	5	5	4	1	4	23	▲	42
Probates/Wills & Trusts - Level 1	2024	-	-	-	-	-	-	-	-	-	-	-	-	0	0	0
	2023	-	-	-	-	-	-	-	-	-	-	1	-	0	↔	1
Probates/Wills & Trusts - Level 2	2024	-	-	-	1	2	3	1	-	-	-	-	-	7	-13%	7
	2023	1	1	1	-	4	-	1	1	-	1	-	-	8	▼	10
Protective Orders	2024	-	2	1	-	-	1	1	-	-	-	-	-	5	5	5
	2023	-	-	-	-	-	-	-	-	-	-	-	-	0	↔	0
Uncontested Divorce	2024	4	6	-	9	9	6	7	-	-	-	-	-	41	-9%	41
	2023	6	-	11	8	8	3	9	2	1	7	5	3	45	▼	63

Dashboard

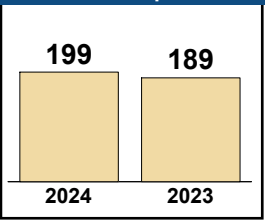
Court: Surry Circuit
Start/End Date: Jan-23 / Jul-24
2023 Average Month: 27
Jan-Jul 2023: 189
Dispositions Trending: ▲

Circuit/Court ID: 6 206181
Type of Case: Dispositions
2024 Average Month: 28
Jan-Jul 2024 : 199
Overall AVG. Month: 28

Monthly Dispositions Summary



Jan --- Jul Dispositions



Dispositions by Division

Divisions		Jan	Feb	Mar	Apr	May	Jun	Jul	Aug	Sep	Oct	Nov	Dec	Thru Jul	% Change	Total
Total	2024	28	37	28	39	33	16	18	-	-	-	-	-	199	5%	199
	2023	34	14	27	39	26	22	27	6	31	40	37	22	189	▲	325
Civil	2024	-	2	2	1	2	1	1	1	7	15	6	4	9	-36%	9
	2023	3	-	2	4	2	1	2	1	7	15	6	4	14	▼	47
Criminal	2024	15	8	3	31	2	9	3	-	-	-	-	-	71	318%	71
	2023	3	-	3	-	1	10	-	2	7	14	3	5	17	▲	48
Concealed Handgun Permits	2024	13	24	22	4	23	5	14	-	-	-	-	-	105	-21%	105
	2023	21	14	16	33	22	8	19	2	16	2	19	6	133	▼	178
Miscellaneous/ Other	2024	-	3	1	3	6	1	-	-	-	-	-	-	14	-44%	14
	2023	7	-	6	2	1	3	6	1	1	9	9	7	25	▼	52

Dispositions by Case Category

Case Categories		Jan	Feb	Mar	Apr	May	Jun	Jul	Aug	Sep	Oct	Nov	Dec	Thru Jul	% Change	Total
Administrative Law	2024	-	-	-	-	-	-	-	-	-	-	-	2	0	0	0
	2023	-	-	-	-	-	-	-	-	-	-	-	-	0	↔	2
Contested Divorce	2024	-	-	1	1	1	-	-	-	-	-	-	-	3	50%	3
	2023	-	-	-	1	-	-	1	1	-	5	2	-	2	▲	10
Domestic and Family - Level 1	2024	-	-	-	-	-	-	-	-	3	-	-	-	0	-100%	0
	2023	-	-	-	1	1	-	-	-	-	-	-	-	2	▼	5
Domestic and Family - Level 2	2024	-	-	-	-	-	-	-	-	-	-	-	-	0	0	0
	2023	-	-	-	-	-	-	-	-	-	1	-	-	0	↔	1
Felonies and Related Matters	2024	8	3	3	30	1	4	2	-	-	-	-	-	51	364%	51
	2023	-	-	2	-	1	8	-	1	4	6	2	3	11	▲	27
General Civil - Level 2	2024	-	-	2	2	1	1	-	-	-	-	-	-	6	200%	6
	2023	1	-	1	-	-	-	-	-	-	1	6	-	2	▲	10
General Civil - Level 3	2024	-	1	-	-	-	-	-	-	-	-	-	-	1	-67%	1
	2023	1	-	-	1	1	-	-	-	-	6	1	1	3	▼	11
Miscellaneous Civil	2024	13	27	22	5	29	5	14	-	-	-	-	-	115	-26%	115
	2023	27	14	22	35	23	10	25	3	17	7	27	13	156	▼	223
Misdemeanor	2024	7	4	-	1	-	5	-	-	-	-	-	-	17	240%	17
	2023	3	-	1	-	-	1	-	1	3	7	1	3	5	▲	20
Other	2024	-	-	-	-	-	-	-	-	-	-	-	-	0	-100%	0
	2023	-	-	-	-	-	1	-	-	-	-	-	-	1	▼	1
Other Criminally Related Matters	2024	-	1	-	-	1	-	1	-	-	-	-	-	3	200%	3
	2023	-	-	-	-	-	1	-	-	-	1	-	-	1	▲	2
Probates/Wills & Trusts - Level 2	2024	-	-	-	-	-	-	1	-	-	-	-	-	1	-50%	1
	2023	1	-	1	-	-	-	-	-	-	-	-	-	2	▼	2
Protective Orders	2024	-	-	-	-	-	-	-	-	-	-	-	-	0	-100%	0
	2023	-	-	-	-	-	1	-	-	-	-	1	-	1	▼	2
Uncontested Divorce	2024	-	1	-	-	-	1	-	-	-	-	-	-	2	-33%	2
	2023	1	-	-	1	-	-	1	-	3	1	1	1	3	▼	9

Dashboard				Monthly Dispositions Summary				Jan --- Jul Dispositions			
Court: Sussex Circuit		Circuit/Court ID: 6 206183									
Start/End Date: Jan-23 / Jul-24		Type of Case: Dispositions									
2023 Average Month: 55		2024 Average Month: 49									
Jan-Jul 2023: 387		Jan-Jul 2024 : 343									
Dispositions Trending: ▼		Overall AVG. Month: 53									

Dispositions by Division																
Divisions		Jan	Feb	Mar	Apr	May	Jun	Jul	Aug	Sep	Oct	Nov	Dec	Thru Jul	% Change	Total
Total	2024	63	35	68	48	41	52	36	-	-	-	-	-	343	-11%	343
	2023	83	49	71	46	45	45	48	58	58	59	45	54	387	▼	661
Civil	2024	2	5	4	4	1	6	8	-	-	-	-	-	30	-6%	30
	2023	2	6	6	8	2	5	3	2	4	-	2	5	32	▼	45
Criminal	2024	38	15	38	24	16	34	10	-	-	-	-	-	175	-13%	175
	2023	53	16	38	18	16	19	41	27	36	42	17	26	201	▼	349
Concealed Handgun Permits	2024	19	12	20	17	13	12	14	-	-	-	-	-	107	-12%	107
	2023	24	17	23	17	20	17	4	21	15	14	23	20	122	▼	215
Miscellaneous/ Other	2024	4	3	6	3	11	-	4	-	-	-	-	-	31	-3%	31
	2023	4	10	4	3	7	4	-	8	3	3	3	3	32	▼	52

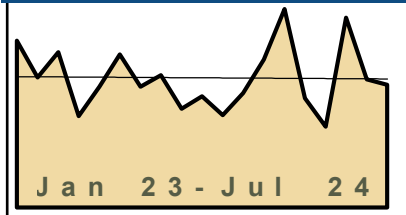
Dispositions by Case Category																
Case Categories		Jan	Feb	Mar	Apr	May	Jun	Jul	Aug	Sep	Oct	Nov	Dec	Thru Jul	% Change	Total
Contested Divorce	2024	-	1	1	-	-	1	3	-	-	-	-	-	6	50%	6
	2023	-	-	1	1	-	-	2	-	-	-	-	-	1	4	▲
Domestic and Family - Level 1	2024	-	-	-	-	-	2	-	-	-	-	-	-	2	0%	2
	2023	1	-	-	1	-	-	-	-	-	-	-	3	2	↔	5
Domestic and Family - Level 2	2024	-	-	-	-	-	-	-	-	-	-	-	-	0	-100%	0
	2023	-	-	-	-	-	1	-	-	-	-	-	-	1	▼	1
Felonies and Related Matters	2024	27	11	33	7	8	26	8	-	-	-	-	-	120	-13%	120
	2023	38	7	23	15	11	10	34	10	24	31	7	21	138	▼	231
General Civil - Level 1	2024	-	-	-	-	-	1	-	-	-	-	-	-	1	1	1
	2023	-	-	-	-	-	-	-	-	-	-	-	-	0	↔	0
General Civil - Level 2	2024	2	1	2	2	1	-	2	-	-	-	-	-	10	-23%	10
	2023	-	4	1	3	1	3	1	3	2	-	1	-	13	▼	19
General Civil - Level 3	2024	-	2	1	-	-	-	3	-	-	-	-	-	6	-57%	6
	2023	-	2	5	4	2	1	-	1	2	-	2	-	14	▼	19
Miscellaneous Civil	2024	22	13	25	20	23	12	17	-	-	-	-	-	132	-10%	132
	2023	28	25	25	19	26	20	4	26	18	16	24	23	147	▼	254
Misdemeanor	2024	9	1	5	5	3	1	1	-	-	-	-	-	25	-44%	25
	2023	12	8	11	1	2	6	5	15	8	9	6	6	45	▼	89
Other Criminally Related Matters	2024	2	3	-	12	5	7	1	-	-	-	-	-	30	67%	30
	2023	3	1	4	2	3	3	2	2	4	2	4	-	18	▲	30
Probates/Wills & Trusts - Level 2	2024	-	2	-	-	-	-	-	-	-	-	-	-	2	2	2
	2023	-	-	-	-	-	-	-	-	-	-	-	-	0	↔	0
Uncontested Divorce	2024	1	1	1	2	1	2	1	-	-	-	-	-	9	80%	9
	2023	1	2	1	-	-	1	-	1	-	1	1	-	5	▲	8

Dashboard


Court: Hopewell Circuit
Start/End Date: Jan-23 / Jul-24
2023 Average Month: 118
Jan-Jul 2023: 894
Dispositions Trending: ▲

Circuit/Court ID: 6 206670
Type of Case: Dispositions
2024 Average Month: 133
Jan-Jul 2024 : 931
Overall AVG. Month: 124

Monthly Dispositions Summary



Jan --- Jul Dispositions



Dispositions by Division

Divisions		Jan	Feb	Mar	Apr	May	Jun	Jul	Aug	Sep	Oct	Nov	Dec	Thru Jul	% Change	Total
Total	2024	141	189	104	77	181	122	117	-	-	-	-	-	931	4%	931
	2023	159	124	148	87	115	146	115	126	94	106	88	109	894	▲	1,417
Civil	2024	20	15	9	13	18	16	14	-	-	-	-	-	105	24%	105
	2023	26	9	9	12	11	5	13	17	16	25	10	14	85	▲	167
Criminal	2024	82	117	45	50	105	76	79	-	-	-	-	-	554	12%	554
	2023	100	62	58	43	48	108	74	69	48	64	42	71	493	▲	787
Concealed Handgun Permits	2024	34	44	42	7	47	22	13	-	-	-	-	-	209	-10%	209
	2023	23	47	51	18	53	22	19	24	22	13	29	17	233	▼	338
Miscellaneous/ Other	2024	5	12	8	6	11	8	10	-	-	-	-	-	60	-27%	60
	2023	9	6	30	14	3	11	9	16	8	4	7	7	82	▼	124
Others	2024	-	1	-	1	-	-	1	-	-	-	-	-	3	200%	3
	2023	1	-	-	-	-	-	-	-	-	-	-	-	1	▲	1

Dispositions by Case Category

Case Categories		Jan	Feb	Mar	Apr	May	Jun	Jul	Aug	Sep	Oct	Nov	Dec	Thru Jul	% Change	Total
Capital Murder	2024	-	-	-	-	-	1	-	-	-	-	-	-	1	1	1
	2023	-	-	-	-	-	-	-	-	-	-	-	-	0	↔	0
Contested Divorce	2024	1	-	-	-	3	2	3	-	-	-	-	-	9	-10%	9
	2023	-	3	2	1	2	1	1	1	3	2	2	-	10	▼	18
Domestic and Family - Level 1	2024	4	2	1	1	5	7	2	-	-	-	-	-	22	16%	22
	2023	16	-	1	-	-	1	1	6	2	11	-	3	19	▲	41
Domestic and Family - Level 2	2024	3	-	1	2	1	1	-	-	-	-	-	-	8	-11%	8
	2023	2	1	1	2	2	1	-	1	-	2	1	-	9	▼	13
Felonies and Related Matters	2024	59	77	31	34	48	52	57	-	-	-	-	-	358	5%	358
	2023	76	44	43	32	35	61	49	46	29	29	26	48	340	▲	518
General Civil - Level 1	2024	-	-	-	-	-	-	-	-	-	-	-	-	0	0	0
	2023	-	-	-	-	-	-	-	-	1	-	-	1	0	↔	2
General Civil - Level 2	2024	3	3	3	2	2	-	-	-	-	-	-	-	13	63%	13
	2023	-	1	-	4	-	1	2	3	3	1	1	2	8	▲	18
General Civil - Level 3	2024	4	6	2	1	5	1	4	-	-	-	-	-	23	35%	23
	2023	4	2	1	3	3	-	4	-	3	4	3	-	17	▲	27
Miscellaneous Civil	2024	39	56	50	13	58	30	22	-	-	-	-	-	268	-13%	268
	2023	31	53	78	29	56	32	28	40	29	16	35	24	307	▼	451
Misdemeanor	2024	23	36	9	16	54	22	15	-	-	-	-	-	175	26%	175
	2023	23	18	14	7	10	46	21	23	16	31	13	20	139	▲	242
Other	2024	-	2	-	3	1	-	1	-	-	-	-	-	7	133%	7
	2023	2	-	1	-	-	-	-	-	-	1	-	-	3	▲	4
Other Criminally Related Matters	2024	-	4	5	-	3	1	7	-	-	-	-	-	20	43%	20
	2023	1	-	1	4	3	1	4	-	3	4	3	3	14	▲	27
Probates/Wills & Trusts - Level 2	2024	1	-	-	-	-	-	2	-	-	-	-	-	3	0%	3
	2023	-	-	1	1	-	-	1	1	-	-	-	-	3	↔	4
Protective Orders	2024	-	-	-	-	-	-	-	-	-	-	-	-	0	-100%	0
	2023	-	1	-	1	-	1	2	1	-	1	1	1	5	▼	9
Uncontested Divorce	2024	4	3	2	5	1	5	4	-	-	-	-	-	24	20%	24
	2023	4	1	5	3	4	1	2	4	5	4	3	7	20	▲	43

Dashboard		Monthly Dispositions Summary		Jan --- Jul Dispositions	
Court: Newport News Circuit	Circuit/Court ID: 7 207700				
Start/End Date: Jan-23 / Jul-24	Type of Case: Dispositions				
2023 Average Month: 797	2024 Average Month: 908				
Jan-Jul 2023: 5,750	Jan-Jul 2024 : 6,358				
Dispositions Trending: ▲	Overall AVG. Month: 838				

Dispositions by Division																
Divisions		Jan	Feb	Mar	Apr	May	Jun	Jul	Aug	Sep	Oct	Nov	Dec	Thru Jul	% Change	Total
Total	2024	754	1,121	1,494	914	830	749	496	-	-	-	-	-	6,358	11%	6,358
	2023	718	722	926	765	822	1,009	788	822	697	850	705	744	5,750	▲	9,568
Civil	2024	95	485	540	226	105	36	49	-	-	-	-	-	1,536	69%	1,536
	2023	88	136	128	103	135	168	153	168	79	110	120	83	911	▲	1,471
Criminal	2024	322	306	405	330	319	403	261	-	-	-	-	-	2,346	0%	2,346
	2023	302	325	369	327	304	455	274	362	348	386	265	340	2,356	▼	4,057
Concealed Handgun Permits	2024	161	166	253	185	278	228	107	-	-	-	-	-	1,378	-12%	1,378
	2023	210	171	269	226	233	239	219	109	121	172	196	149	1,567	▼	2,314
Miscellaneous/ Other	2024	174	163	296	172	128	82	79	-	-	-	-	-	1,094	20%	1,094
	2023	117	89	160	108	150	147	142	181	148	182	123	172	913	▲	1,719
Others	2024	2	1	-	1	-	-	-	-	-	-	-	-	4	33%	4
	2023	1	1	-	1	-	-	-	2	1	-	1	-	3	▲	7

Dispositions by Case Category																
Case Categories		Jan	Feb	Mar	Apr	May	Jun	Jul	Aug	Sep	Oct	Nov	Dec	Thru Jul	% Change	Total
Administrative Law	2024	-	-	-	-	2	-	-	-	-	-	-	-	2	-50%	2
	2023	-	-	-	-	1	3	-	-	-	1	-	-	4	▼	5
Capital Murder	2024	-	-	-	-	-	-	-	-	-	-	-	-	0	-100%	0
	2023	-	-	-	-	-	1	-	-	-	-	-	-	1	▼	1
Contested Divorce	2024	17	11	4	9	10	6	6	-	-	-	-	-	63	-37%	63
	2023	6	15	18	15	17	14	15	24	12	14	22	14	100	▼	186
Domestic and Family - Level 1	2024	6	10	7	10	6	-	5	-	-	-	-	-	44	-53%	44
	2023	6	11	26	5	12	22	11	16	5	18	22	7	93	▼	161
Domestic and Family - Level 2	2024	1	5	-	1	-	3	3	-	-	-	-	-	13	-63%	13
	2023	4	8	2	2	5	8	6	8	3	4	4	7	35	▼	61
Felonies and Related Matters	2024	171	155	236	167	131	198	120	-	-	-	-	-	1,178	-7%	1,178
	2023	158	167	218	187	145	248	141	189	147	207	125	166	1,264	▼	2,098
General Civil	2024	-	3	1	3	3	-	-	-	-	-	-	-	10	10	10
	2023	-	-	-	-	-	-	-	-	-	-	-	-	0	↔	0
General Civil - Level 1	2024	7	378	470	150	56	-	1	-	-	-	-	-	1,062	687%	1,062
	2023	13	25	9	14	15	11	48	23	-	6	5	6	135	▲	175
General Civil - Level 2	2024	26	24	30	21	10	5	16	-	-	-	-	-	132	-25%	132
	2023	15	23	24	13	23	63	14	19	19	14	22	19	175	▼	268
General Civil - Level 3	2024	5	22	8	10	8	9	12	-	-	-	-	-	74	-27%	74
	2023	17	10	13	15	15	17	15	12	5	11	10	7	102	▼	147
Miscellaneous Civil	2024	277	246	441	310	381	270	153	-	-	-	-	-	2,078	2%	2,078
	2023	262	225	332	295	310	303	301	221	203	284	297	297	2,028	▲	3,330
Misdemeanor	2024	77	79	117	93	60	110	67	-	-	-	-	-	603	7%	603
	2023	77	88	101	72	74	96	56	84	83	102	63	80	564	▲	976
Other	2024	55	77	101	43	20	40	30	-	-	-	-	-	366	-11%	366
	2023	61	34	92	35	70	61	59	68	63	69	22	23	412	▼	657
Other Criminally Related Matters	2024	75	76	52	71	128	95	74	-	-	-	-	-	571	0%	571
	2023	79	86	52	77	87	110	80	90	124	80	83	94	571	↔	1,042
Probates/Wills & Trusts - Level 1	2024	-	-	-	-	-	-	-	-	-	-	-	-	0	-100%	0
	2023	-	1	-	-	-	-	-	-	-	-	-	-	1	▼	1
Probates/Wills & Trusts - Level 2	2024	4	1	1	2	5	1	2	-	-	-	-	-	16	-38%	16
	2023	-	1	3	4	4	8	6	3	2	-	1	-	26	▼	32
Uncontested Divorce	2024	33	34	26	24	10	12	7	-	-	-	-	-	146	-39%	146
	2023	20	28	36	31	44	44	36	65	31	40	29	24	239	▼	428

Dashboard		Monthly Dispositions Summary		Jan --- Jul Dispositions	
<p>Court: Hampton Circuit Start/End Date: Jan-23 / Jul-24 2023 Average Month: 638 Jan-Jul 2023: 4,553 Dispositions Trending: ▲</p>	<p>Circuit/Court ID: 8 208650 Type of Case: Dispositions 2024 Average Month: 796 Jan-Jul 2024 : 5,575 Overall AVG. Month: 697</p>	<p style="text-align: center; font-weight: bold;">Jan 23 - Jul 24</p>		<div style="display: flex; justify-content: space-around;"> <div style="text-align: center;"> <p style="font-size: 1.2em; font-weight: bold;">5,575</p> <p style="font-size: 0.8em;">2024</p> </div> <div style="text-align: center;"> <p style="font-size: 1.2em; font-weight: bold;">4,553</p> <p style="font-size: 0.8em;">2023</p> </div> </div>	

Dispositions by Division																
Divisions		Jan	Feb	Mar	Apr	May	Jun	Jul	Aug	Sep	Oct	Nov	Dec	Thru Jul	% Change	Total
Total	2024	670	779	944	936	808	726	712	-	-	-	-	-	5,575	22%	5,575
	2023	627	498	784	681	620	708	635	750	577	638	626	515	4,553	▲	7,659
Civil	2024	158	111	328	149	127	135	82	-	-	-	-	-	1,090	80%	1,090
	2023	80	64	67	102	75	100	116	81	88	82	90	54	604	▲	999
Criminal	2024	287	405	356	300	349	442	394	-	-	-	-	-	2,533	18%	2,533
	2023	295	224	406	257	274	376	319	382	293	344	266	325	2,151	▲	3,761
Concealed Handgun Permits	2024	160	160	142	316	227	99	191	-	-	-	-	-	1,295	-5%	1,295
	2023	216	154	244	269	210	152	119	212	139	153	224	84	1,364	▼	2,176
Miscellaneous/ Other	2024	65	103	118	171	105	50	44	-	-	-	-	-	656	52%	656
	2023	36	56	66	53	61	80	81	74	57	58	44	51	433	▲	717
Others	2024	-	-	-	-	-	-	1	-	-	-	-	-	1	0%	1
	2023	-	-	1	-	-	-	-	1	-	1	2	1	1	↔	6

Dispositions by Case Category																
Case Categories		Jan	Feb	Mar	Apr	May	Jun	Jul	Aug	Sep	Oct	Nov	Dec	Thru Jul	% Change	Total
Administrative Law	2024	-	1	2	3	-	1	-	-	-	-	-	-	7	133%	7
	2023	-	-	-	1	-	2	-	-	-	-	-	-	3	▲	3
Capital Murder	2024	-	-	1	2	-	-	-	-	-	-	-	-	3	3	3
	2023	-	-	-	-	-	-	-	-	-	1	-	-	0	↔	1
Contested Divorce	2024	25	13	15	23	17	12	8	-	-	-	-	-	113	40%	113
	2023	11	8	5	13	12	13	19	3	7	11	13	3	81	▲	118
Domestic and Family - Level 1	2024	15	11	31	10	17	15	11	-	-	-	-	-	110	49%	110
	2023	19	5	5	12	14	10	9	11	11	8	12	10	74	▲	126
Domestic and Family - Level 2	2024	3	2	189	8	3	4	2	-	-	-	-	-	211	1,219%	211
	2023	2	1	3	5	-	-	5	4	4	-	1	2	16	▲	27
Felonies and Related Matters	2024	117	194	182	140	160	178	207	-	-	-	-	-	1,178	9%	1,178
	2023	170	123	215	151	130	144	148	187	153	129	103	139	1,081	▲	1,792
General Civil	2024	-	-	-	4	13	-	-	-	-	-	-	-	17	1,600%	17
	2023	-	-	-	-	1	-	-	-	-	-	-	-	1	▲	1
General Civil - Level 1	2024	2	-	1	6	1	1	2	-	-	-	-	-	13	550%	13
	2023	-	-	-	1	-	1	-	-	1	1	2	1	2	▲	7
General Civil - Level 2	2024	25	25	32	55	38	28	23	-	-	-	-	-	226	102%	226
	2023	19	14	13	17	19	13	17	12	10	6	20	10	112	▲	170
General Civil - Level 3	2024	12	17	16	44	21	11	10	-	-	-	-	-	131	31%	131
	2023	10	10	15	19	10	30	6	9	21	18	15	4	100	▲	167
Miscellaneous Civil	2024	197	225	215	428	291	143	229	-	-	-	-	-	1,728	8%	1,728
	2023	248	180	267	298	243	200	169	256	179	190	253	117	1,605	▲	2,600
Misdemeanor	2024	75	135	117	62	94	178	94	-	-	-	-	-	755	29%	755
	2023	77	65	121	74	73	104	71	97	76	83	79	109	585	▲	1,029
Other	2024	29	33	32	11	15	11	6	-	-	-	-	-	137	-24%	137
	2023	3	29	39	23	25	31	30	31	18	25	19	20	180	▼	293
Other Criminally Related Matters	2024	113	84	65	99	95	112	102	-	-	-	-	-	670	24%	670
	2023	54	43	88	41	72	140	101	128	78	139	86	78	539	▲	1,048
Probates/Wills & Trusts - Level 1	2024	-	1	-	1	1	-	-	-	-	-	-	-	3	50%	3
	2023	-	-	-	1	-	-	1	-	-	-	-	-	2	▲	2
Probates/Wills & Trusts - Level 2	2024	6	2	3	7	2	5	3	-	-	-	-	-	28	56%	28
	2023	4	3	1	3	1	3	3	2	2	3	1	4	18	▲	30
Uncontested Divorce	2024	51	36	43	33	40	27	15	-	-	-	-	-	245	59%	245
	2023	10	17	12	22	20	17	56	10	17	24	22	18	154	▲	245


This report reflects data in the case management system. Numbers will update accordingly as reports are refreshed and posted.

Dashboard

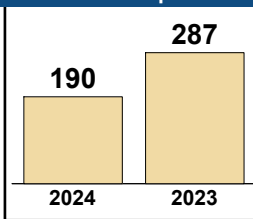
Court: Charles City Circuit
Start/End Date: Jan-23 / Jul-24
2023 Average Month: 34
Jan-Jul 2023: 287
Dispositions Trending: ▼

Circuit/Court ID: 9 209036
Type of Case: Dispositions
2024 Average Month: 27
Jan-Jul 2024 : 190
Overall AVG. Month: 31

Monthly Dispositions Summary



Jan --- Jul Dispositions



Dispositions by Division

Divisions		Jan	Feb	Mar	Apr	May	Jun	Jul	Aug	Sep	Oct	Nov	Dec	Thru Jul	% Change	Total
Total	2024	34	31	39	23	15	16	32	-	-	-	-	-	190	-34%	190
	2023	44	40	41	33	23	28	78	14	15	15	38	37	287	▼	406
Civil	2024	1	7	1	2	1	-	3	-	-	-	-	-	15	-64%	15
	2023	3	4	-	1	-	8	26	2	5	2	7	2	42	▼	60
Criminal	2024	7	1	11	3	2	4	17	-	-	-	-	-	45	-2%	45
	2023	11	4	8	6	8	3	6	1	2	3	16	7	46	▼	75
Concealed Handgun Permits	2024	19	17	19	16	10	11	9	-	-	-	-	-	101	-22%	101
	2023	17	28	24	25	11	12	12	9	5	8	13	13	129	▼	177
Miscellaneous/ Other	2024	7	6	8	2	2	1	3	-	-	-	-	-	29	-59%	29
	2023	13	4	9	1	4	5	34	2	3	2	2	15	70	▼	94

Dispositions by Case Category

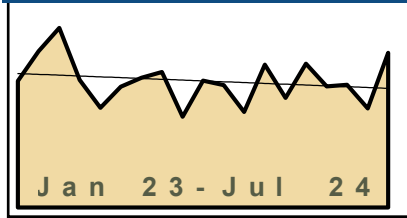
Case Categories		Jan	Feb	Mar	Apr	May	Jun	Jul	Aug	Sep	Oct	Nov	Dec	Thru Jul	% Change	Total
Administrative Law	2024	-	1	-	-	-	-	-	-	-	-	-	-	1	1	1
	2023	-	-	-	-	-	-	-	-	-	-	-	-	0	↔	0
Capital Murder	2024	-	-	1	-	-	-	-	-	-	-	-	-	1	1	1
	2023	-	-	-	-	-	-	-	-	-	-	-	-	0	↔	0
Contested Divorce	2024	-	1	-	1	-	-	-	-	-	-	-	-	2	-60%	2
	2023	-	1	-	-	-	1	3	-	-	-	1	-	5	▼	6
Domestic and Family - Level 1	2024	-	-	-	-	-	-	-	-	-	-	-	-	0	-100%	0
	2023	-	-	-	-	-	-	6	-	1	1	-	-	6	▼	8
Domestic and Family - Level 2	2024	-	-	1	-	-	-	1	-	-	-	-	-	2	100%	2
	2023	-	1	-	-	-	-	-	1	-	-	-	1	1	▲	3
Felonies and Related Matters	2024	5	1	6	2	2	2	-	-	-	-	-	-	18	-47%	18
	2023	8	3	6	4	7	2	4	1	2	1	12	5	34	▼	55
General Civil - Level 1	2024	-	-	-	1	-	-	-	-	-	-	-	-	1	1	1
	2023	-	-	-	-	-	-	-	-	-	-	1	-	0	↔	1
General Civil - Level 2	2024	-	4	-	-	2	-	-	-	-	-	-	-	6	-57%	6
	2023	2	-	1	-	-	5	6	-	2	1	1	2	14	▼	20
General Civil - Level 3	2024	-	1	2	1	-	-	2	-	-	-	-	-	6	20%	6
	2023	2	-	-	1	-	1	1	-	-	-	1	-	5	▲	6
Miscellaneous Civil	2024	25	22	25	17	11	12	11	-	-	-	-	-	123	-36%	123
	2023	27	32	32	26	15	13	48	11	8	10	15	24	193	▼	261
Misdemeanor	2024	2	-	3	1	-	1	1	-	-	-	-	-	8	0%	8
	2023	1	1	1	2	1	1	1	-	1	2	-	2	8	↔	13
Other	2024	-	-	-	-	-	-	-	-	-	-	-	-	0	-100%	0
	2023	-	1	-	-	-	-	1	-	1	-	-	3	2	▼	6
Other Criminally Related Matters	2024	-	-	1	-	-	1	16	-	-	-	-	-	18	350%	18
	2023	2	-	1	-	-	-	1	-	-	-	4	-	4	▲	8
Probates/Wills & Trusts - Level 2	2024	1	-	-	-	-	-	1	-	-	-	-	-	2	100%	2
	2023	-	-	-	-	-	1	-	-	-	-	-	-	1	▲	1
Uncontested Divorce	2024	1	1	-	-	-	-	-	-	-	-	-	-	2	-86%	2
	2023	2	1	-	-	-	4	7	1	-	-	3	-	14	▼	18

Dashboard

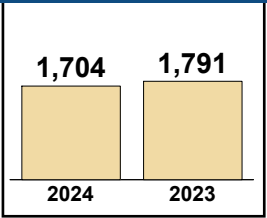
Court: Gloucester Circuit
Start/End Date: Jan-23 / Jul-24
2023 Average Month: 240
Jan-Jul 2023: 1,791
Dispositions Trending: ▼

Circuit/Court ID: 9 209073
Type of Case: Dispositions
2024 Average Month: 243
Jan-Jul 2024 : 1,704
Overall AVG. Month: 241

Monthly Dispositions Summary



Jan --- Jul Dispositions



Dispositions by Division

Divisions		Jan	Feb	Mar	Apr	May	Jun	Jul	Aug	Sep	Oct	Nov	Dec	Thru Jul	% Change	Total
Total	2024	272	209	274	231	234	189	295	-	-	-	-	-	1,704	-5%	1,704
	2023	241	298	342	243	190	230	247	258	173	242	233	182	1,791	▼	2,879
Civil	2024	28	15	50	35	44	29	55	-	-	-	-	-	256	65%	256
	2023	11	24	49	11	12	17	31	40	18	25	32	29	155	▲	299
Criminal	2024	71	88	102	81	70	68	118	-	-	-	-	-	598	6%	598
	2023	66	97	99	70	57	101	74	88	68	70	104	60	564	▲	954
Concealed Handgun Permits	2024	117	62	81	76	69	55	73	-	-	-	-	-	533	-23%	533
	2023	110	98	115	121	93	67	87	77	44	85	45	68	691	▼	1,010
Miscellaneous/ Other	2024	56	44	41	39	50	36	49	-	-	-	-	-	315	-16%	315
	2023	54	79	77	39	28	45	55	53	43	62	52	25	377	▼	612
Others	2024	-	-	-	-	1	1	-	-	-	-	-	-	2	-50%	2
	2023	-	-	2	2	-	-	-	-	-	-	-	-	4	▼	4

Dispositions by Case Category

Case Categories		Jan	Feb	Mar	Apr	May	Jun	Jul	Aug	Sep	Oct	Nov	Dec	Thru Jul	% Change	Total
Contested Divorce	2024	4	-	3	2	8	2	7	-	-	-	-	-	26	73%	26
	2023	2	-	8	-	1	-	4	8	-	-	5	4	15	▲	32
Domestic and Family - Level 1	2024	1	7	4	6	12	2	11	-	-	-	-	-	43	139%	43
	2023	-	2	7	3	-	3	3	6	1	8	4	2	18	▲	39
Domestic and Family - Level 2	2024	3	-	1	4	1	1	6	-	-	-	-	-	16	23%	16
	2023	-	2	3	-	-	1	7	3	1	-	-	4	13	▲	21
Felonies and Related Matters	2024	43	71	80	49	42	44	85	-	-	-	-	-	414	-4%	414
	2023	42	86	83	55	39	70	55	52	46	44	72	39	430	▼	683
General Civil - Level 1	2024	-	-	1	-	-	-	1	-	-	-	-	-	2	100%	2
	2023	-	-	-	-	-	1	-	-	-	-	-	-	1	▲	1
General Civil - Level 2	2024	5	3	4	7	9	4	9	-	-	-	-	-	41	41%	41
	2023	3	6	5	4	1	8	2	2	1	6	6	4	29	▲	48
General Civil - Level 3	2024	4	2	5	4	4	6	3	-	-	-	-	-	28	-7%	28
	2023	4	11	6	3	3	2	1	9	8	4	3	2	30	▼	56
Miscellaneous Civil	2024	139	73	98	90	91	69	87	-	-	-	-	-	647	-23%	647
	2023	124	134	158	131	102	85	103	96	64	110	70	77	837	▼	1,254
Misdemeanor	2024	25	14	19	30	24	20	23	-	-	-	-	-	155	38%	155
	2023	23	10	10	10	18	25	16	36	19	18	28	15	112	▲	228
Other	2024	37	30	26	26	28	24	36	-	-	-	-	-	207	-10%	207
	2023	39	43	33	32	18	26	39	36	22	36	27	19	230	▼	370
Other Criminally Related Matters	2024	3	3	3	3	4	5	10	-	-	-	-	-	31	35%	31
	2023	1	2	6	5	-	6	3	1	3	8	4	6	23	▲	45
Probates/Wills & Trusts - Level 1	2024	-	-	-	1	-	-	-	-	-	-	-	-	1	1	1
	2023	-	-	-	-	-	-	-	-	-	-	-	-	0	↔	0
Probates/Wills & Trusts - Level 2	2024	1	1	3	-	1	3	1	-	-	-	-	-	10	400%	10
	2023	-	1	-	-	-	-	1	-	-	3	1	1	2	▲	7
Protective Orders	2024	-	1	-	-	-	-	1	-	-	-	-	-	2	2	2
	2023	-	-	-	-	-	-	-	-	-	-	-	-	0	↔	0
Uncontested Divorce	2024	7	4	27	9	10	9	15	-	-	-	-	-	81	59%	81
	2023	3	1	23	-	8	3	13	9	8	5	13	9	51	▲	95

Dashboard		Monthly Dispositions Summary		Jan --- Jul Dispositions					
<p>Court: King & Queen Circuit Start/End Date: Jan-23 / Jul-24 2023 Average Month: 33 Jan-Jul 2023: 237 Dispositions Trending: ↔</p>	<p>Circuit/Court ID: 9 209097 Type of Case: Dispositions 2024 Average Month: 34 Jan-Jul 2024 : 239 Overall AVG. Month: 33</p>	<p>Jan 23 - Jul 24</p>		<table border="1" style="margin: auto;"> <tr> <td style="text-align: center; width: 50px;">239</td> <td style="text-align: center; width: 50px;">237</td> </tr> <tr> <td style="text-align: center;">2024</td> <td style="text-align: center;">2023</td> </tr> </table>		239	237	2024	2023
239	237								
2024	2023								

Dispositions by Division																
Divisions		Jan	Feb	Mar	Apr	May	Jun	Jul	Aug	Sep	Oct	Nov	Dec	Thru Jul	% Change	Total
Total	2024	56	36	43	30	33	25	16	-	-	-	-	-	239	1%	239
	2023	32	37	27	34	33	39	35	39	27	25	42	20	237	▲	390
Civil	2024	8	1	4	6	3	1	2	-	-	-	-	-	25	32%	25
	2023	3	1	6	-	1	4	4	5	6	3	2	2	19	▲	37
Criminal	2024	8	21	10	8	6	12	2	-	-	-	-	-	67	-15%	67
	2023	10	13	1	14	9	11	21	14	7	11	14	2	79	▼	127
Concealed Handgun Permits	2024	26	11	21	7	21	9	8	-	-	-	-	-	103	-10%	103
	2023	16	20	17	18	18	17	8	15	10	9	23	15	114	▼	186
Miscellaneous/ Other	2024	13	3	4	5	3	3	4	-	-	-	-	-	35	40%	35
	2023	3	3	3	2	5	7	2	5	4	2	3	1	25	▲	40
Others	2024	1	-	4	4	-	-	-	-	-	-	-	-	9	9	9
	2023	-	-	-	-	-	-	-	-	-	-	-	-	0	↔	0

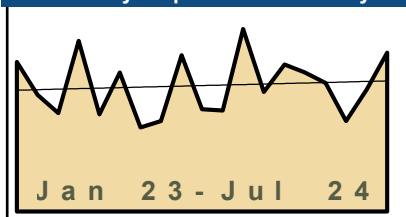
Dispositions by Case Category																
Case Categories		Jan	Feb	Mar	Apr	May	Jun	Jul	Aug	Sep	Oct	Nov	Dec	Thru Jul	% Change	Total
Contested Divorce	2024	1	-	-	1	1	-	-	-	-	-	-	-	3	200%	3
	2023	-	-	-	-	-	-	1	-	-	1	1	-	1	▲	3
Domestic and Family - Level 1	2024	-	-	-	1	-	-	-	-	-	-	-	-	1	-86%	1
	2023	-	-	7	-	-	-	-	2	-	-	-	-	7	▼	9
Domestic and Family - Level 2	2024	-	-	3	-	1	-	-	-	-	-	-	-	4	100%	4
	2023	-	1	-	-	-	1	-	-	5	-	-	-	2	▲	7
Felonies and Related Matters	2024	4	15	9	3	4	7	2	-	-	-	-	-	44	-12%	44
	2023	6	8	1	7	6	8	14	5	7	7	12	1	50	▼	82
General Civil - Level 1	2024	-	-	-	-	-	-	1	-	-	-	-	-	1	1	1
	2023	-	-	-	-	-	-	-	-	-	-	-	-	0	↔	0
General Civil - Level 2	2024	2	-	-	1	-	3	2	-	-	-	-	-	8	60%	8
	2023	3	-	-	-	-	2	-	1	-	1	1	-	5	▲	8
General Civil - Level 3	2024	1	1	1	1	-	-	-	-	-	-	-	-	4	4	4
	2023	-	-	-	-	-	-	-	2	-	1	-	1	0	↔	4
Miscellaneous Civil	2024	35	11	23	11	24	10	9	-	-	-	-	-	123	-10%	123
	2023	19	23	19	20	23	24	9	19	14	11	24	16	137	▼	221
Misdemeanor	2024	4	3	1	3	2	4	-	-	-	-	-	-	17	13%	17
	2023	1	3	-	1	3	2	5	7	1	3	2	1	15	▲	29
Other	2024	4	3	6	4	-	-	1	-	-	-	-	-	18	18	18
	2023	-	-	-	-	-	-	-	-	-	-	1	-	0	↔	1
Other Criminally Related Matters	2024	-	3	-	2	-	1	-	-	-	-	-	-	6	-57%	6
	2023	3	2	-	6	-	1	2	2	-	1	-	1	14	▼	18
Probates/Wills & Trusts - Level 2	2024	1	-	-	-	-	-	-	-	-	-	-	-	1	1	1
	2023	-	-	-	-	-	-	-	-	-	-	-	-	0	↔	0
Protective Orders	2024	-	-	-	-	1	-	-	-	-	-	-	-	1	1	1
	2023	-	-	-	-	-	-	-	-	-	-	-	-	0	↔	0
Uncontested Divorce	2024	4	-	-	3	-	-	1	-	-	-	-	-	8	33%	8
	2023	-	-	-	-	1	1	4	1	-	-	-	1	6	▲	8

Dashboard

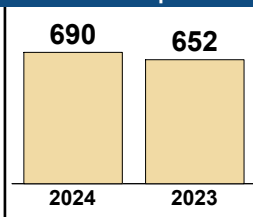
Court: King William Circuit
Start/End Date: Jan-23 / Jul-24
2023 Average Month: 95
Jan-Jul 2023: 652
Dispositions Trending: ▲

Circuit/Court ID: 9 209101
Type of Case: Dispositions
2024 Average Month: 99
Jan-Jul 2024 : 690
Overall AVG. Month: 96

Monthly Dispositions Summary



Jan --- Jul Dispositions



Dispositions by Division

Divisions		Jan	Feb	Mar	Apr	May	Jun	Jul	Aug	Sep	Oct	Nov	Dec	Thru Jul	% Change	Total
Total	2024	91	112	106	98	69	93	121	-	-	-	-	-	690	6%	690
	2023	114	89	75	130	74	106	64	69	119	78	77	139	652	▲	1,134
Civil	2024	11	6	12	9	8	13	8	5	14	7	6	12	67	46%	67
	2023	6	8	6	3	9	5	9	5	14	7	6	12	46	▲	90
Criminal	2024	20	31	24	30	13	24	36	-	-	-	-	-	178	12%	178
	2023	22	19	17	43	20	24	14	10	42	11	21	12	159	▲	255
Concealed Handgun Permits	2024	44	53	44	33	29	36	49	-	-	-	-	-	288	-7%	288
	2023	58	45	38	60	27	59	23	25	40	38	37	45	310	▼	495
Miscellaneous/ Other	2024	16	22	26	26	19	20	28	-	-	-	-	-	157	15%	157
	2023	28	17	14	24	18	18	18	29	23	22	13	70	137	▲	294

Dispositions by Case Category

Case Categories		Jan	Feb	Mar	Apr	May	Jun	Jul	Aug	Sep	Oct	Nov	Dec	Thru Jul	% Change	Total
Administrative Law	2024	-	-	2	-	-	-	-	-	-	-	-	-	2	2	2
	2023	-	-	-	-	-	-	-	-	-	-	-	-	0	↔	0
Capital Murder	2024	-	-	-	-	-	-	1	-	-	-	-	-	1	0%	1
	2023	-	-	-	-	1	-	-	-	-	-	-	-	1	↔	1
Contested Divorce	2024	3	2	1	1	-	1	1	-	-	-	-	-	9	200%	9
	2023	1	-	-	-	1	1	-	1	-	-	-	3	3	▲	7
Domestic and Family - Level 1	2024	3	-	-	-	1	4	-	-	-	-	-	-	8	100%	8
	2023	1	1	-	1	-	-	1	-	3	4	1	-	4	▲	12
Domestic and Family - Level 2	2024	-	1	2	4	-	2	-	-	-	-	-	-	9	125%	9
	2023	1	-	-	-	1	1	1	-	3	-	-	-	4	▲	7
Felonies and Related Matters	2024	17	22	23	23	3	14	28	-	-	-	-	-	130	13%	130
	2023	18	12	16	35	12	17	5	6	21	4	7	4	115	▲	157
General Civil - Level 1	2024	-	-	1	-	-	-	-	-	-	-	-	-	1	1	1
	2023	-	-	-	-	-	-	-	-	1	-	-	-	0	↔	1
General Civil - Level 2	2024	-	2	-	-	-	2	3	-	-	-	-	-	7	-30%	7
	2023	-	1	2	-	4	2	1	-	2	1	1	-	10	▼	14
General Civil - Level 3	2024	4	-	3	2	5	1	3	-	-	-	-	-	18	20%	18
	2023	-	5	2	3	1	1	3	2	1	1	3	5	15	▲	27
Miscellaneous Civil	2024	47	66	51	46	37	45	61	-	-	-	-	-	353	-1%	353
	2023	64	48	44	70	38	65	28	43	50	46	45	56	357	▼	597
Misdemeanor	2024	2	9	2	4	3	9	6	-	-	-	-	-	35	13%	35
	2023	3	2	1	7	4	6	8	3	15	5	14	3	31	▲	71
Other	2024	13	8	17	12	10	10	14	-	-	-	-	-	84	-5%	84
	2023	22	14	8	13	8	11	12	11	14	13	5	59	88	▼	190
Other Criminally Related Matters	2024	1	-	-	3	7	1	1	-	-	-	-	-	13	8%	13
	2023	1	5	-	1	3	1	1	1	6	2	-	5	12	▲	26
Probates/Wills & Trusts - Level 2	2024	-	1	-	-	1	1	-	-	-	-	-	-	3	3	3
	2023	-	-	-	-	-	-	-	1	-	-	-	-	0	↔	1
Uncontested Divorce	2024	1	1	4	3	2	3	3	-	-	-	-	-	17	42%	17
	2023	3	1	2	-	1	1	4	1	3	2	1	4	12	▲	23

Dashboard		Monthly Dispositions Summary		Jan --- Jul Dispositions	
<p>Court: Mathews Circuit Start/End Date: Jan-23 / Jul-24 2023 Average Month: 37 Jan-Jul 2023: 263 Dispositions Trending: ▲</p>	<p>Circuit/Court ID: 9 209115 Type of Case: Dispositions 2024 Average Month: 45 Jan-Jul 2024 : 314 Overall AVG. Month: 40</p>				

Dispositions by Division																
Divisions		Jan	Feb	Mar	Apr	May	Jun	Jul	Aug	Sep	Oct	Nov	Dec	Thru Jul	% Change	Total
Total	2024	44	50	43	29	44	44	60	-	-	-	-	-	314	19%	314
	2023	39	34	54	35	43	22	36	38	29	24	29	59	263	▲	442
Civil	2024	13	6	9	6	7	7	14	-	-	-	-	-	62	72%	62
	2023	3	5	9	3	7	2	7	6	-	-	-	6	36	▲	55
Criminal	2024	3	6	10	10	9	17	13	-	-	-	-	-	68	0%	68
	2023	10	3	14	23	6	2	10	8	7	3	6	21	68	↔	113
Concealed Handgun Permits	2024	21	34	21	9	21	17	23	-	-	-	-	-	146	27%	146
	2023	18	20	18	8	21	15	15	18	18	16	14	22	115	▲	203
Miscellaneous/ Other	2024	7	4	3	4	7	3	10	-	-	-	-	-	38	-14%	38
	2023	8	6	13	1	9	3	4	6	4	5	3	9	44	▼	71

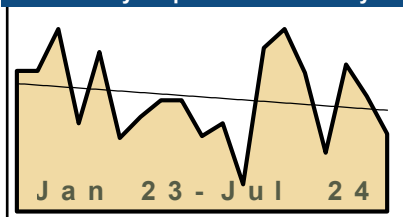
Dispositions by Case Category																
Case Categories		Jan	Feb	Mar	Apr	May	Jun	Jul	Aug	Sep	Oct	Nov	Dec	Thru Jul	% Change	Total
Administrative Law	2024	-	-	-	-	1	-	-	-	-	-	-	-	1	1	1
	2023	-	-	-	-	-	-	-	-	-	-	-	-	-	0	↔
Contested Divorce	2024	1	-	1	-	-	-	1	-	-	-	-	-	3	0%	3
	2023	-	-	1	-	1	-	1	-	-	-	1	1	3	↔	5
Domestic and Family - Level 1	2024	1	5	-	1	-	-	5	-	-	-	-	-	12	200%	12
	2023	-	4	-	-	-	-	-	-	-	-	-	-	4	▲	4
Domestic and Family - Level 2	2024	-	-	-	-	-	1	-	-	-	-	-	-	1	-50%	1
	2023	-	-	2	-	-	-	-	-	-	-	1	-	2	▼	3
Felonies and Related Matters	2024	2	5	7	7	3	16	2	-	-	-	-	-	42	8%	42
	2023	4	2	8	16	2	1	6	5	5	3	6	12	39	▲	70
General Civil - Level 1	2024	1	-	-	-	-	-	-	-	-	-	-	-	1	1	1
	2023	-	-	-	-	-	-	-	-	-	-	-	-	0	↔	0
General Civil - Level 2	2024	3	1	-	2	-	-	3	-	-	-	-	-	9	50%	9
	2023	2	1	-	-	3	-	-	-	-	-	-	1	6	▲	7
General Civil - Level 3	2024	4	-	-	-	5	1	1	-	-	-	-	-	11	0%	11
	2023	1	1	2	-	-	1	6	1	-	-	3	4	11	↔	19
Miscellaneous Civil	2024	28	37	25	12	27	20	32	-	-	-	-	-	181	16%	181
	2023	24	25	31	10	30	18	18	24	21	21	17	30	156	▲	269
Misdemeanor	2024	-	1	2	3	5	1	9	-	-	-	-	-	21	0%	21
	2023	-	1	4	7	4	1	4	3	1	-	-	6	21	↔	31
Other	2024	1	1	1	1	-	-	1	-	-	-	-	-	5	150%	5
	2023	-	-	-	-	-	1	1	-	1	-	-	1	2	▲	4
Other Criminally Related Matters	2024	1	-	1	-	1	-	2	-	-	-	-	-	5	-50%	5
	2023	6	-	2	2	-	-	-	-	1	-	-	3	10	▼	14
Probates/Wills & Trusts - Level 2	2024	-	-	1	2	-	2	1	-	-	-	-	-	6	200%	6
	2023	-	-	-	-	2	-	-	1	-	-	1	-	2	▲	4
Protective Orders	2024	-	-	-	-	-	-	1	-	-	-	-	-	1	0%	1
	2023	-	-	1	-	-	-	-	-	-	-	-	-	1	↔	1
Uncontested Divorce	2024	2	-	5	1	2	3	2	-	-	-	-	-	15	150%	15
	2023	2	-	3	-	1	-	-	4	-	-	-	1	6	▲	11

Dashboard

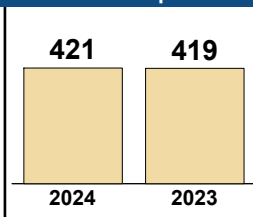
Court: Middlesex Circuit
Start/End Date: Jan-23 / Jul-24
2023 Average Month: 51
Jan-Jul 2023: 419
Dispositions Trending: ⇄

Circuit/Court ID: 9 209119
Type of Case: Dispositions
2024 Average Month: 60
Jan-Jul 2024 : 421
Overall AVG. Month: 55

Monthly Dispositions Summary



Jan --- Jul Dispositions



Dispositions by Division

Divisions		Jan	Feb	Mar	Apr	May	Jun	Jul	Aug	Sep	Oct	Nov	Dec	Thru Jul	% Change	Total
Total	2024	78	87	66	28	70	55	37	-	-	-	-	-	421	0%	421
	2023	67	67	87	42	76	35	45	53	53	36	42	13	419	▲	616
Civil	2024	15	4	9	2	7	12	5	-	-	-	-	-	54	6%	54
	2023	4	8	12	5	13	2	7	7	5	10	3	5	51	▲	81
Criminal	2024	23	52	25	3	25	23	16	-	-	-	-	-	167	23%	167
	2023	29	20	31	7	35	7	7	20	17	11	14	-	136	▲	198
Concealed Handgun Permits	2024	37	26	23	17	25	13	11	-	-	-	-	-	152	-18%	152
	2023	30	28	38	22	24	22	21	23	21	11	20	5	185	▼	265
Miscellaneous/ Other	2024	3	5	9	6	13	7	5	-	-	-	-	-	48	7%	48
	2023	4	11	6	8	3	4	9	3	9	4	5	3	45	▲	69
Others	2024	-	-	-	-	-	-	-	-	-	-	-	-	0	-100%	0
	2023	-	-	-	-	1	-	1	-	1	-	-	-	2	▼	3

Dispositions by Case Category

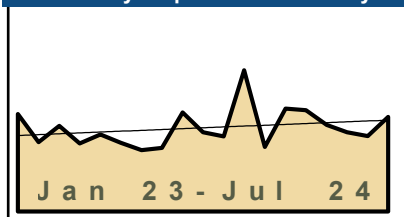
Case Categories		Jan	Feb	Mar	Apr	May	Jun	Jul	Aug	Sep	Oct	Nov	Dec	Thru Jul	% Change	Total
Capital Murder	2024	-	-	-	-	-	-	-	-	-	-	-	-	0	-100%	0
	2023	-	-	-	1	-	-	-	-	-	-	-	-	1	▼	1
Contested Divorce	2024	1	-	1	-	1	1	-	-	-	-	-	-	4	-20%	4
	2023	-	-	3	-	1	-	1	2	2	-	-	3	5	▼	12
Domestic and Family - Level 1	2024	2	-	-	-	4	8	-	-	-	-	-	-	14	180%	14
	2023	-	-	4	-	-	1	-	-	-	2	-	-	5	▲	7
Domestic and Family - Level 2	2024	-	1	2	-	-	-	-	-	-	-	-	-	3	3	3
	2023	-	-	-	-	-	-	-	1	-	-	-	-	0	↔	1
Felonies and Related Matters	2024	12	38	18	1	17	19	8	-	-	-	-	-	113	38%	113
	2023	20	13	10	3	23	7	6	7	13	5	6	-	82	▲	113
General Civil - Level 1	2024	-	-	-	-	-	-	1	-	-	-	-	-	1	0%	1
	2023	1	-	-	-	-	-	-	-	-	-	-	-	1	↔	1
General Civil - Level 2	2024	2	2	2	1	2	-	-	-	-	-	-	-	9	29%	9
	2023	2	1	1	1	-	-	2	1	-	2	2	-	7	▲	12
General Civil - Level 3	2024	2	1	-	-	-	3	3	-	-	-	-	-	9	-53%	9
	2023	2	6	-	4	4	1	2	1	-	2	2	-	19	▼	24
Miscellaneous Civil	2024	39	29	26	22	31	16	12	-	-	-	-	-	175	-20%	175
	2023	31	37	43	29	27	25	27	23	26	14	24	7	219	▼	313
Misdemeanor	2024	10	10	7	1	7	4	7	-	-	-	-	-	46	-6%	46
	2023	9	7	19	3	11	-	-	13	3	5	5	-	49	▼	75
Other	2024	1	2	4	1	7	3	4	-	-	-	-	-	22	100%	22
	2023	2	3	1	-	1	1	3	4	6	3	-	1	11	▲	25
Other Criminally Related Matters	2024	2	4	-	1	1	-	1	-	-	-	-	-	9	80%	9
	2023	-	-	2	1	1	-	1	-	1	1	3	-	5	▲	10
Probates/Wills & Trusts - Level 2	2024	1	-	1	1	-	1	-	-	-	-	-	-	4	100%	4
	2023	-	-	2	-	-	-	-	-	1	1	-	1	2	▲	5
Protective Orders	2024	3	-	-	-	-	-	-	-	-	-	-	-	3	3	3
	2023	-	-	-	-	-	-	-	-	-	-	-	-	0	↔	0
Uncontested Divorce	2024	3	-	5	-	-	-	1	-	-	-	-	-	9	-31%	9
	2023	-	-	2	-	8	-	3	1	1	1	-	1	13	▼	17

Dashboard

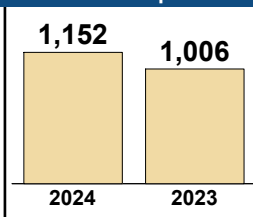
Court: New Kent Circuit
Start/End Date: Jan-23 / Jul-24
2023 Average Month: 157
Jan-Jul 2023: 1,006
Dispositions Trending: ▲

Circuit/Court ID: 9 209127
Type of Case: Dispositions
2024 Average Month: 165
Jan-Jul 2024 : 1,152
Overall AVG. Month: 160

Monthly Dispositions Summary



Jan --- Jul Dispositions



Dispositions by Division

Divisions		Jan	Feb	Mar	Apr	May	Jun	Jul	Aug	Sep	Oct	Nov	Dec	Thru Jul	% Change	Total
Total	2024	123	196	193	165	151	144	180	-	-	-	-	-	1,152	15%	1,152
	2023	186	132	163	130	147	131	117	121	189	151	143	269	1,006	▲	1,879
Civil	2024	8	9	11	13	14	5	14	-	-	-	-	-	74	-22%	74
	2023	18	17	13	11	7	16	13	11	17	20	15	24	95	▼	182
Criminal	2024	49	51	53	47	59	53	54	-	-	-	-	-	366	16%	366
	2023	68	24	19	66	54	30	54	36	79	45	37	68	315	▲	580
Concealed Handgun Permits	2024	33	88	76	55	51	45	57	-	-	-	-	-	405	1%	405
	2023	82	64	100	23	50	58	25	50	60	59	70	63	402	▲	704
Miscellaneous/ Other	2024	33	48	53	49	27	41	55	-	-	-	-	-	306	58%	306
	2023	18	27	31	30	36	27	25	24	33	27	21	113	194	▲	412
Others	2024	-	-	-	1	-	-	-	-	-	-	-	-	1	1	1
	2023	-	-	-	-	-	-	-	-	-	-	-	-	0	↔	1

Dispositions by Case Category


Case Categories		Jan	Feb	Mar	Apr	May	Jun	Jul	Aug	Sep	Oct	Nov	Dec	Thru Jul	% Change	Total
Contested Divorce	2024	-	4	1	1	1	1	2	-	-	-	-	-	10	-33%	10
	2023	4	2	2	4	-	2	1	1	-	1	1	5	15	▼	23
Domestic and Family - Level 1	2024	3	-	3	1	1	-	1	-	-	-	-	-	9	-47%	9
	2023	3	5	-	1	-	2	6	-	5	3	2	-	17	▼	27
Domestic and Family - Level 2	2024	-	-	2	-	-	-	-	-	-	-	-	-	2	-60%	2
	2023	-	2	1	-	-	-	2	1	4	3	3	2	5	▼	18
Felonies and Related Matters	2024	35	26	27	36	34	30	38	-	-	-	-	-	226	2%	226
	2023	52	13	6	56	38	20	36	20	59	25	33	54	221	▲	412
General Civil - Level 1	2024	-	-	-	-	-	-	1	-	-	-	-	-	1	1	1
	2023	-	-	-	-	-	-	-	-	-	-	-	-	0	↔	0
General Civil - Level 2	2024	3	-	2	5	1	-	4	-	-	-	-	-	15	67%	15
	2023	-	2	2	-	-	4	1	1	2	5	5	8	9	▲	30
General Civil - Level 3	2024	2	1	3	2	2	-	3	-	-	-	-	-	13	-32%	13
	2023	7	3	4	3	-	1	1	4	3	2	-	5	19	▼	33
Miscellaneous Civil	2024	45	94	86	63	60	54	71	-	-	-	-	-	473	2%	473
	2023	88	72	109	32	64	66	32	54	69	63	80	70	463	▲	799
Misdemeanor	2024	7	14	26	10	14	16	13	-	-	-	-	-	100	27%	100
	2023	11	10	8	10	15	9	16	8	19	17	4	13	79	▲	140
Other	2024	20	41	41	40	16	32	41	-	-	-	-	-	231	74%	231
	2023	12	19	22	21	22	19	18	20	24	22	11	108	133	▲	318
Other Criminally Related Matters	2024	7	11	-	1	11	7	3	-	-	-	-	-	40	167%	40
	2023	5	1	5	-	1	1	2	8	1	3	-	1	15	▲	28
Probates/Wills & Trusts - Level 1	2024	-	-	-	-	-	-	1	-	-	-	-	-	1	1	1
	2023	-	-	-	-	-	-	-	-	-	-	-	1	0	↔	1
Probates/Wills & Trusts - Level 2	2024	-	-	-	1	-	1	1	-	-	-	-	-	3	50%	3
	2023	-	1	-	-	-	1	-	-	-	1	1	-	2	▲	4
Protective Orders	2024	-	-	1	-	2	1	-	-	-	-	-	-	4	300%	4
	2023	-	1	-	-	-	-	-	-	-	2	-	-	1	▲	3
Uncontested Divorce	2024	1	5	1	5	9	2	1	-	-	-	-	-	24	-11%	24
	2023	4	1	4	3	7	6	2	4	3	4	3	2	27	▼	43

Dashboard

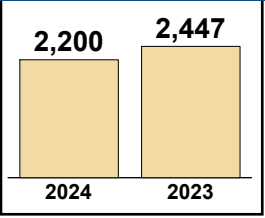
Court: York Circuit
Start/End Date: Jan-23 / Jul-24
2023 Average Month: 333
Jan-Jul 2023: 2,447
Dispositions Trending: ▼

Circuit/Court ID: 9 209199
Type of Case: Dispositions
2024 Average Month: 314
Jan-Jul 2024 : 2,200
Overall AVG. Month: 326

Monthly Dispositions Summary



Jan --- Jul Dispositions



Dispositions by Division

Divisions		Jan	Feb	Mar	Apr	May	Jun	Jul	Aug	Sep	Oct	Nov	Dec	Thru Jul	% Change	Total
Total	2024	400	264	382	292	326	266	270	-	-	-	-	-	2,200	-10%	2,200
	2023	380	324	437	360	312	400	234	383	299	299	282	284	2,447	▼	3,994
Civil	2024	53	28	49	54	46	45	45	-	-	-	-	-	320	9%	320
	2023	35	44	51	41	52	44	26	47	28	48	32	43	293	▲	491
Criminal	2024	158	78	133	87	122	104	88	-	-	-	-	-	770	8%	770
	2023	105	92	90	96	94	140	99	122	109	105	107	74	716	▲	1,233
Concealed Handgun Permits	2024	140	121	175	111	112	81	84	-	-	-	-	-	824	-27%	824
	2023	181	152	243	167	128	173	78	164	110	113	109	134	1,122	▼	1,752
Miscellaneous/ Other	2024	49	37	25	40	46	36	52	-	-	-	-	-	285	-9%	285
	2023	59	36	52	55	38	43	31	50	52	32	34	32	314	▼	514
Others	2024	-	-	-	-	-	-	1	-	-	-	-	-	1	-50%	1
	2023	-	-	1	1	-	-	-	-	-	1	-	-	2	▼	4

Dispositions by Case Category

Case Categories		Jan	Feb	Mar	Apr	May	Jun	Jul	Aug	Sep	Oct	Nov	Dec	Thru Jul	% Change	Total
Administrative Law	2024	-	-	-	-	-	-	2	-	-	-	-	-	2	0%	2
	2023	-	-	-	2	-	-	-	-	-	-	-	1	2	↔	3
Contested Divorce	2024	4	3	4	3	8	7	5	-	-	-	-	-	34	62%	34
	2023	4	4	2	1	6	1	3	5	3	7	4	8	21	▲	48
Domestic and Family - Level 1	2024	9	4	5	16	3	3	6	-	-	-	-	-	46	109%	46
	2023	-	3	11	3	3	2	-	5	2	6	2	7	22	▲	44
Domestic and Family - Level 2	2024	17	2	5	3	6	11	7	-	-	-	-	-	51	-6%	51
	2023	7	10	11	8	10	6	2	6	5	5	7	2	54	▼	79
Felonies and Related Matters	2024	100	45	76	47	62	65	52	-	-	-	-	-	447	18%	447
	2023	53	42	53	49	52	70	59	66	54	57	54	50	378	▲	659
General Civil - Level 1	2024	-	-	1	-	-	-	1	-	-	-	-	-	2	-60%	2
	2023	-	-	-	2	1	-	2	-	1	-	-	-	5	▼	6
General Civil - Level 2	2024	7	12	17	12	13	8	8	-	-	-	-	-	77	28%	77
	2023	10	10	12	8	8	10	2	6	7	9	4	6	60	▲	92
General Civil - Level 3	2024	9	2	6	3	4	6	5	-	-	-	-	-	35	-17%	35
	2023	4	11	8	6	3	5	5	7	4	6	6	6	42	▼	71
Miscellaneous Civil	2024	180	153	194	148	142	111	129	-	-	-	-	-	1,057	-24%	1,057
	2023	236	182	286	213	159	213	105	208	159	141	137	162	1,394	▼	2,201
Misdemeanor	2024	45	25	28	35	48	29	20	-	-	-	-	-	230	-17%	230
	2023	45	49	28	38	30	57	29	55	42	38	34	20	276	▼	465
Other	2024	2	-	1	-	1	-	3	-	-	-	-	-	7	-56%	7
	2023	2	2	1	5	5	1	-	2	-	3	1	3	16	▼	25
Other Criminally Related Matters	2024	13	8	29	5	12	10	16	-	-	-	-	-	93	48%	93
	2023	7	1	10	9	12	13	11	1	13	11	19	4	63	▲	111
Probates/Wills & Trusts - Level 1	2024	-	-	-	-	1	-	1	-	-	-	-	-	2	0%	2
	2023	-	-	-	-	1	1	-	-	-	-	-	-	2	↔	2
Probates/Wills & Trusts - Level 2	2024	3	-	3	2	2	4	2	-	-	-	-	-	16	-27%	16
	2023	5	3	1	2	2	6	3	4	2	1	-	3	22	▼	32
Protective Orders	2024	-	1	1	-	-	-	-	-	-	-	-	-	2	2	2
	2023	-	-	-	-	-	-	-	-	-	-	-	-	0	↔	0
Uncontested Divorce	2024	11	9	12	18	24	12	13	-	-	-	-	-	99	10%	99
	2023	7	7	14	14	20	15	13	18	7	15	14	12	90	▲	156

This report reflects data in the case management system. Numbers will update accordingly as reports are refreshed and posted.

CPSS-CCMS-10.11 CASELOAD STATISTICS OF THE CIRCUIT COURTS

Williamsburg

January 2023 -- July 2024 Dispositions

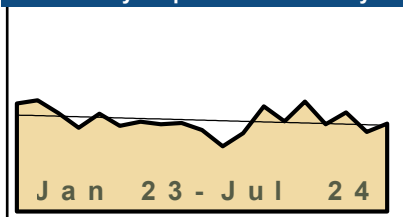
Alexandria and Fairfax Circuit are not Included in State Totals

Dashboard

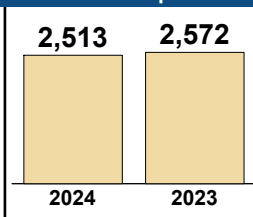
Court: Williamsburg Circuit
Start/End Date: Jan-23 / Jul-24
2023 Average Month: 342
Jan-Jul 2023: 2,572
Dispositions Trending: ↔

Circuit/Court ID: 9 209830
Type of Case: Dispositions
2024 Average Month: 359
Jan-Jul 2024 : 2,513
Overall AVG. Month: 348

Monthly Dispositions Summary



Jan --- Jul Dispositions



Dispositions by Division

Divisions		Jan	Feb	Mar	Apr	May	Jun	Jul	Aug	Sep	Oct	Nov	Dec	Thru Jul	% Change	Total
Total	2024	401	344	419	333	378	303	335	-	-	-	-	-	2,513	-2%	2,513
	2023	412	424	375	319	373	327	342	332	338	311	249	299	2,572	▼	4,101
Civil	2024	60	46	38	55	45	52	40	-	-	-	-	-	336	-11%	336
	2023	57	67	70	38	45	56	45	42	62	47	29	42	378	▼	600
Criminal	2024	105	71	123	87	100	127	118	-	-	-	-	-	731	18%	731
	2023	94	82	76	58	98	95	119	92	101	90	99	89	622	▲	1,093
Concealed Handgun Permits	2024	156	134	164	87	131	71	96	-	-	-	-	-	839	-13%	839
	2023	157	179	135	154	143	94	103	122	101	109	84	109	965	▼	1,490
Miscellaneous/ Other	2024	80	91	94	104	102	53	80	-	-	-	-	-	604	0%	604
	2023	104	96	94	69	87	82	75	76	73	65	37	59	607	▼	917
Others	2024	-	2	-	-	-	-	1	-	-	-	-	-	3	3	3
	2023	-	-	-	-	-	-	-	-	1	-	-	-	0	↔	1

Dispositions by Case Category

Case Categories		Jan	Feb	Mar	Apr	May	Jun	Jul	Aug	Sep	Oct	Nov	Dec	Thru Jul	% Change	Total
Administrative Law	2024	-	-	1	-	-	-	-	-	-	-	-	-	1	-75%	1
	2023	-	2	2	-	-	-	-	-	-	-	-	-	4	▼	4
Capital Murder	2024	-	-	-	-	-	-	-	-	-	-	-	-	0	-100%	0
	2023	-	-	-	-	-	1	-	-	1	-	-	1	1	▼	3
Contested Divorce	2024	6	6	2	4	6	2	2	-	-	-	-	-	28	-36%	28
	2023	5	6	10	7	6	6	4	8	5	5	3	3	44	▼	68
Domestic and Family - Level 1	2024	6	1	3	6	5	8	-	-	-	-	-	-	29	-22%	29
	2023	4	9	3	8	4	4	5	1	15	5	4	4	37	▼	66
Domestic and Family - Level 2	2024	4	1	1	2	1	2	3	-	-	-	-	-	14	-26%	14
	2023	5	-	5	1	3	2	3	1	2	2	-	-	19	▼	24
Felonies and Related Matters	2024	47	37	74	55	49	81	58	-	-	-	-	-	401	18%	401
	2023	52	43	34	39	50	43	79	44	53	50	50	54	340	▲	591
General Civil - Level 1	2024	-	1	1	2	-	-	1	-	-	-	-	-	5	-29%	5
	2023	3	1	-	1	1	1	-	-	-	1	-	1	7	▼	9
General Civil - Level 2	2024	9	9	13	15	7	17	8	-	-	-	-	-	78	-10%	78
	2023	24	20	14	9	4	12	4	9	12	8	6	5	87	▼	127
General Civil - Level 3	2024	15	6	6	13	8	11	6	-	-	-	-	-	65	-19%	65
	2023	6	7	22	5	11	13	16	10	12	13	10	12	80	▼	137
Miscellaneous Civil	2024	199	157	202	138	164	95	148	-	-	-	-	-	1,103	-9%	1,103
	2023	192	216	185	187	171	128	130	147	133	136	101	127	1,209	▼	1,853
Misdemeanor	2024	29	21	37	28	36	35	47	-	-	-	-	-	233	18%	233
	2023	27	31	32	15	34	36	23	38	37	25	34	27	198	▲	359
Other	2024	35	68	54	49	68	26	23	-	-	-	-	-	323	-4%	323
	2023	61	58	42	32	56	44	43	50	39	35	17	40	336	▼	517
Other Criminally Related Matters	2024	30	13	12	5	15	11	21	-	-	-	-	-	107	27%	107
	2023	16	8	10	4	14	15	17	10	10	15	15	10	84	▲	144
Probates/Wills & Trusts - Level 1	2024	1	-	2	-	-	-	-	-	-	-	-	-	3	-50%	3
	2023	1	3	-	-	-	-	1	-	-	-	-	-	6	▼	6
Probates/Wills & Trusts - Level 2	2024	3	4	2	1	7	2	6	-	-	-	-	-	25	47%	25
	2023	5	3	-	1	-	5	3	3	5	4	3	2	17	▲	34
Uncontested Divorce	2024	17	20	9	15	12	13	12	-	-	-	-	-	98	-5%	98
	2023	11	17	16	10	18	17	14	11	14	12	6	13	103	▼	159

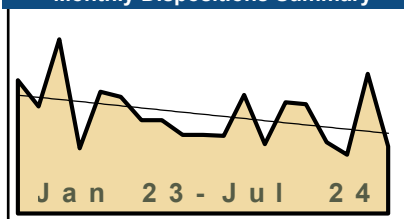
This report reflects data in the case management system. Numbers will update accordingly as reports are refreshed and posted.

Dashboard

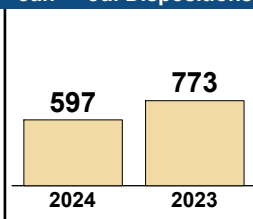
Court: Appomattox Circuit
Start/End Date: Jan-23 / Jul-24
2023 Average Month: 100
Jan-Jul 2023: 773
Dispositions Trending: ▼

Circuit/Court ID: 10 210011
Type of Case: Dispositions
2024 Average Month: 85
Jan-Jul 2024 : 597
Overall AVG. Month: 95

Monthly Dispositions Summary



Jan --- Jul Dispositions



Dispositions by Division

Divisions		Jan	Feb	Mar	Apr	May	Jun	Jul	Aug	Sep	Oct	Nov	Dec	Thru Jul	% Change	Total
Total	2024	66	106	104	68	56	133	64	-	-	-	-	-	597	-23%	597
	2023	127	102	166	62	116	111	89	89	75	75	74	113	773	▼	1,199
Civil	2024	6	10	7	9	12	5	5	-	-	-	-	-	54	-35%	54
	2023	7	7	6	8	40	11	4	8	5	4	9	10	83	▼	119
Criminal	2024	12	26	30	24	19	74	19	-	-	-	-	-	204	-26%	204
	2023	43	32	56	14	37	51	44	38	29	16	28	68	277	▼	456
Concealed Handgun Permits	2024	46	66	60	28	22	50	34	-	-	-	-	-	306	-14%	306
	2023	68	55	97	34	32	41	28	39	37	52	34	26	355	▼	543
Miscellaneous/ Other	2024	2	4	7	7	3	4	6	-	-	-	-	-	33	-43%	33
	2023	9	8	7	6	7	8	13	4	4	2	3	9	58	▼	80
Others	2024	-	-	-	-	-	-	-	-	-	-	-	-	0	0	0
	2023	-	-	-	-	-	-	-	-	-	1	-	-	0	↔	1

Dispositions by Case Category

Case Categories		Jan	Feb	Mar	Apr	May	Jun	Jul	Aug	Sep	Oct	Nov	Dec	Thru Jul	% Change	Total
Contested Divorce	2024	-	1	-	2	2	1	-	-	-	-	-	-	6	-14%	6
	2023	-	-	-	4	1	1	1	1	-	-	2	2	7	▼	12
Domestic and Family - Level 1	2024	1	4	1	1	2	-	1	-	-	-	-	-	10	-64%	10
	2023	2	3	-	-	18	5	-	-	-	-	-	-	28	▼	28
Domestic and Family - Level 2	2024	2	-	-	1	1	1	-	-	-	-	-	-	5	-29%	5
	2023	2	2	-	2	1	-	-	1	1	1	2	2	7	▼	14
Felonies and Related Matters	2024	8	18	22	17	16	60	10	-	-	-	-	-	151	-31%	151
	2023	29	29	36	6	30	49	39	36	20	14	12	46	218	▼	346
General Civil - Level 2	2024	-	-	1	1	2	2	1	-	-	-	-	-	7	-36%	7
	2023	1	1	2	-	4	1	2	1	1	-	2	2	11	▼	17
General Civil - Level 3	2024	-	5	3	2	2	-	2	-	-	-	-	-	14	0%	14
	2023	2	1	2	-	6	3	-	1	2	2	1	1	14	↔	21
Miscellaneous Civil	2024	48	69	67	34	25	53	40	-	-	-	-	-	336	-17%	336
	2023	75	63	104	40	36	48	41	43	41	53	36	35	407	▼	615
Misdemeanor	2024	4	7	8	3	1	13	9	-	-	-	-	-	45	-8%	45
	2023	13	3	18	2	6	2	5	2	9	2	5	22	49	▼	89
Other	2024	-	-	-	-	1	-	-	-	-	-	-	-	1	0%	1
	2023	-	-	-	-	1	-	-	-	-	2	-	-	1	↔	3
Other Criminally Related Matters	2024	-	1	-	4	2	1	-	-	-	-	-	-	8	-20%	8
	2023	1	-	2	6	1	-	-	-	-	-	11	-	10	▼	21
Probates/Wills & Trusts - Level 1	2024	-	-	-	-	-	-	-	-	-	-	-	-	0	-100%	0
	2023	-	-	-	-	2	-	-	-	-	-	-	-	2	▼	2
Probates/Wills & Trusts - Level 2	2024	-	-	-	1	-	1	1	-	-	-	-	-	3	-50%	3
	2023	-	-	-	-	4	2	-	1	-	1	-	-	6	▼	8
Uncontested Divorce	2024	3	1	2	2	2	1	-	-	-	-	-	-	11	-15%	11
	2023	2	-	2	2	6	-	1	3	1	-	3	3	13	▼	23

CPSS-CCMS-10.11 CASELOAD STATISTICS OF THE CIRCUIT COURTS

Buckingham

January 2023 -- July 2024 Dispositions

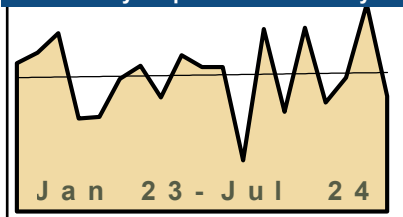
Alexandria and Fairfax Circuit are not Included in State Totals

Dashboard

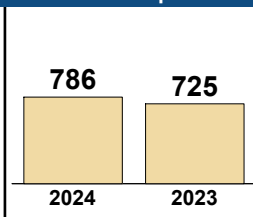
Court: Buckingham Circuit
Start/End Date: Jan-23 / Jul-24
2023 Average Month: 99
Jan-Jul 2023: 725
Dispositions Trending: ▲

Circuit/Court ID: 10 210029
Type of Case: Dispositions
2024 Average Month: 112
Jan-Jul 2024 : 786
Overall AVG. Month: 104

Monthly Dispositions Summary



Jan --- Jul Dispositions



Dispositions by Division

Divisions		Jan	Feb	Mar	Apr	May	Jun	Jul	Aug	Sep	Oct	Nov	Dec	Thru Jul	% Change	Total
Total	2024	139	76	140	83	102	158	88	-	-	-	-	-	786	8%	786
	2023	113	121	136	71	72	101	111	87	119	110	110	39	725	▲	1,190
Civil	2024	4	3	7	15	15	11	7	16	8	10	3	3	62	5%	62
	2023	9	6	20	4	11	7	2	16	8	10	3	3	59	▲	99
Criminal	2024	72	25	57	12	49	100	24	-	-	-	-	-	339	-2%	339
	2023	54	74	60	14	16	59	69	22	55	61	86	23	346	▼	593
Concealed Handgun Permits	2024	37	32	48	37	21	25	27	-	-	-	-	-	227	2%	227
	2023	38	29	46	33	29	24	24	32	38	29	17	5	223	▲	344
Miscellaneous/ Other	2024	26	16	28	19	17	22	30	-	-	-	-	-	158	63%	158
	2023	12	12	10	20	16	11	16	17	18	10	4	8	97	▲	154

Dispositions by Case Category

Case Categories		Jan	Feb	Mar	Apr	May	Jun	Jul	Aug	Sep	Oct	Nov	Dec	Thru Jul	% Change	Total
Administrative Law	2024	-	-	-	-	-	-	-	-	-	-	-	-	0	-100%	0
	2023	-	-	1	-	-	1	-	-	-	1	-	-	2	▼	3
Capital Murder	2024	-	-	-	-	-	-	-	-	-	-	-	-	0	-100%	0
	2023	-	-	-	-	-	1	-	-	-	-	-	-	1	▼	1
Contested Divorce	2024	1	-	1	3	3	-	-	-	-	-	-	-	8	100%	8
	2023	-	1	-	-	1	2	-	5	-	2	-	1	4	▲	12
Domestic and Family - Level 1	2024	-	1	1	-	2	4	-	-	-	-	-	-	8	-53%	8
	2023	1	-	13	-	3	-	-	4	1	-	-	-	17	▼	22
Domestic and Family - Level 2	2024	-	-	-	-	2	-	-	-	-	-	-	-	2	-67%	2
	2023	2	1	1	-	2	-	-	-	2	2	-	1	6	▼	11
Felonies and Related Matters	2024	64	24	38	10	42	93	23	-	-	-	-	-	294	5%	294
	2023	49	66	44	11	12	46	52	21	37	42	58	17	280	▲	455
General Civil - Level 1	2024	-	-	-	-	-	-	-	-	-	-	-	-	0	-100%	0
	2023	-	-	-	-	2	-	-	-	-	-	-	-	2	▼	2
General Civil - Level 2	2024	1	-	-	1	2	2	5	-	-	-	-	-	11	-15%	11
	2023	4	2	1	2	2	1	1	3	5	2	1	-	13	▼	24
General Civil - Level 3	2024	-	1	1	4	3	1	1	-	-	-	-	-	11	120%	11
	2023	1	-	1	1	1	1	-	2	2	1	-	-	5	▲	10
Miscellaneous Civil	2024	48	37	60	39	28	33	35	-	-	-	-	-	280	1%	280
	2023	46	36	54	43	34	31	32	42	51	34	22	8	276	▲	433
Misdemeanor	2024	8	1	19	-	6	7	1	-	-	-	-	-	42	-21%	42
	2023	5	6	14	1	3	8	16	1	17	18	27	5	53	▼	121
Other	2024	15	11	17	17	9	13	20	-	-	-	-	-	102	149%	102
	2023	3	4	3	10	10	3	8	6	2	2	-	5	41	▲	56
Other Criminally Related Matters	2024	-	-	-	3	1	-	-	-	-	-	-	-	4	-67%	4
	2023	-	2	2	2	1	4	1	-	1	1	1	1	12	▼	16
Probates/Wills & Trusts - Level 1	2024	-	-	-	1	-	-	-	-	-	-	-	-	1	1	1
	2023	-	-	-	-	-	-	-	-	-	-	-	-	0	↔	0
Probates/Wills & Trusts - Level 2	2024	-	-	1	1	1	1	-	-	-	-	-	-	4	300%	4
	2023	-	-	-	-	-	-	1	-	-	1	1	-	1	▲	3
Uncontested Divorce	2024	2	1	2	4	3	4	3	-	-	-	-	-	19	58%	19
	2023	2	3	2	1	1	3	-	3	1	4	-	1	12	▲	21

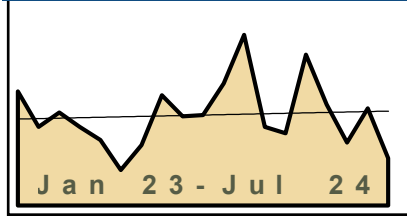
This report reflects data in the case management system. Numbers will update accordingly as reports are refreshed and posted.

Dashboard

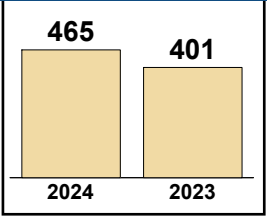
Court: Charlotte Circuit
Start/End Date: Jan-23 / Jul-24
2023 Average Month: 70
Jan-Jul 2023: 401
Dispositions Trending: ▲

Circuit/Court ID: 10 210037
Type of Case: Dispositions
2024 Average Month:66
Jan-Jul 2024 : 465
Overall AVG. Month: 69

Monthly Dispositions Summary



Jan --- Jul Dispositions



Dispositions by Division

Divisions		Jan	Feb	Mar	Apr	May	Jun	Jul	Aug	Sep	Oct	Nov	Dec	Thru Jul	% Change	Total
Total	2024	60	55	115	77	48	74	36	-	-	-	-	-	465	16%	465
	2023	87	60	71	60	50	27	46	84	68	69	93	130	401	▲	845
Civil	2024	7	5	7	10	10	8	6	-	-	-	-	-	53	-16%	53
	2023	17	6	11	8	8	2	11	8	13	6	15	10	63	▼	115
Criminal	2024	13	11	66	34	13	33	9	-	-	-	-	-	179	38%	179
	2023	32	22	13	29	11	12	11	38	18	35	35	33	130	▲	289
Concealed Handgun Permits	2024	15	23	27	23	16	17	11	-	-	-	-	-	132	-9%	132
	2023	31	22	35	17	17	10	13	27	21	17	32	12	145	▼	254
Miscellaneous/ Other	2024	24	16	15	10	9	16	9	-	-	-	-	-	99	57%	99
	2023	7	10	12	6	14	3	11	11	16	11	11	75	63	▲	187
Others	2024	1	-	-	-	-	-	1	-	-	-	-	-	2	2	2
	2023	-	-	-	-	-	-	-	-	-	-	-	-	0	↔	0

Dispositions by Case Category

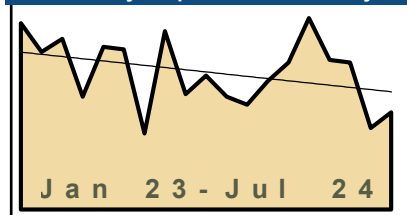
Case Categories		Jan	Feb	Mar	Apr	May	Jun	Jul	Aug	Sep	Oct	Nov	Dec	Thru Jul	% Change	Total
Administrative Law	2024	-	-	-	-	-	-	-	-	-	-	-	-	0	-100%	0
	2023	-	-	-	-	-	-	2	-	-	-	-	-	2	▼	2
Capital Murder	2024	-	-	-	-	-	-	-	-	-	-	-	-	0	-100%	0
	2023	-	-	1	-	-	-	-	-	-	-	-	-	1	▼	1
Contested Divorce	2024	-	-	1	-	-	-	-	-	-	-	-	-	1	-75%	1
	2023	-	1	1	1	1	-	-	1	-	-	1	2	4	▼	8
Domestic and Family - Level 1	2024	1	-	2	1	-	-	3	-	-	-	-	-	7	-42%	7
	2023	7	-	-	-	1	-	4	1	6	1	6	-	12	▼	26
Domestic and Family - Level 2	2024	-	-	-	2	2	2	1	-	-	-	-	-	7	0%	7
	2023	3	-	2	-	1	-	1	1	1	-	-	-	7	↔	9
Felonies and Related Matters	2024	9	9	62	25	11	24	7	-	-	-	-	-	147	50%	147
	2023	22	17	10	25	9	8	7	28	11	31	29	28	98	▲	225
General Civil - Level 1	2024	-	-	-	-	-	1	-	-	-	-	-	-	1	-50%	1
	2023	1	-	-	1	-	-	-	-	-	-	-	-	2	▼	2
General Civil - Level 2	2024	-	1	-	1	-	-	-	-	-	-	-	-	2	-67%	2
	2023	1	2	-	1	-	2	-	1	2	3	2	2	6	▼	16
General Civil - Level 3	2024	2	2	1	1	7	1	1	-	-	-	-	-	15	114%	15
	2023	-	1	1	1	-	-	4	4	1	1	4	1	7	▲	18
Miscellaneous Civil	2024	19	30	32	28	17	25	15	-	-	-	-	-	166	-8%	166
	2023	32	30	43	18	26	12	19	33	32	22	41	19	180	▼	327
Misdemeanor	2024	5	-	3	9	2	8	1	-	-	-	-	-	28	17%	28
	2023	8	4	1	3	2	2	4	10	5	4	6	3	24	▲	52
Other	2024	20	9	9	6	8	9	6	-	-	-	-	-	67	116%	67
	2023	7	2	6	5	5	1	5	5	5	6	2	68	31	▲	117
Other Criminally Related Matters	2024	-	2	1	-	-	1	1	-	-	-	-	-	5	-29%	5
	2023	2	1	1	1	-	2	-	-	3	-	1	2	7	▼	13
Probates/Wills & Trusts - Level 1	2024	-	-	-	-	-	-	-	-	-	-	-	-	0	-100%	0
	2023	-	-	-	-	-	1	-	-	-	-	-	-	1	▼	1
Probates/Wills & Trusts - Level 2	2024	-	-	-	2	-	1	-	-	-	-	-	-	3	50%	3
	2023	1	-	1	-	-	-	-	-	1	1	-	1	2	▲	5
Uncontested Divorce	2024	4	2	4	2	1	2	1	-	-	-	-	-	16	-6%	16
	2023	3	2	4	4	4	-	-	-	1	-	1	4	17	▼	23

Dashboard

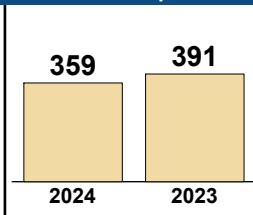
Court: Cumberland Circuit
Start/End Date: Jan-23 / Jul-24
2023 Average Month: 53
Jan-Jul 2023: 391
Dispositions Trending: ▼

Circuit/Court ID: 10 210049
Type of Case: Dispositions
2024 Average Month: 51
Jan-Jul 2024 : 359
Overall AVG. Month: 52

Monthly Dispositions Summary



Jan --- Jul Dispositions



Dispositions by Division

Divisions		Jan	Feb	Mar	Apr	May	Jun	Jul	Aug	Sep	Oct	Nov	Dec	Thru Jul	% Change	Total
Total	2024	49	56	73	57	56	31	37	-	-	-	-	-	359	-8%	359
	2023	71	60	65	43	62	61	29	68	44	51	43	40	391	▼	637
Civil	2024	1	6	5	5	4	5	6	4	5	7	4	2	32	-29%	32
	2023	9	2	9	5	6	8	6	4	-	-	-	-	45	▼	67
Criminal	2024	12	10	27	22	24	11	3	-	-	-	-	-	109	-16%	109
	2023	27	7	22	13	34	20	7	31	13	17	12	4	130	▼	207
Concealed Handgun Permits	2024	24	23	27	18	23	10	14	-	-	-	-	-	139	-10%	139
	2023	24	41	26	19	17	17	10	24	18	19	20	23	154	▼	258
Miscellaneous/ Other	2024	12	17	14	12	5	5	13	-	-	-	-	-	78	26%	78
	2023	11	10	8	6	5	16	6	9	8	8	7	11	62	▲	105
Others	2024	-	-	-	-	-	-	1	-	-	-	-	-	1	1	1
	2023	-	-	-	-	-	-	-	-	-	-	-	-	0	↔	0

Dispositions by Case Category

Case Categories		Jan	Feb	Mar	Apr	May	Jun	Jul	Aug	Sep	Oct	Nov	Dec	Thru Jul	% Change	Total
Contested Divorce	2024	-	-	-	-	-	1	1	-	-	-	-	-	2	-67%	2
	2023	-	1	1	1	-	2	1	-	-	-	-	1	6	▼	7
Domestic and Family - Level 1	2024	-	4	3	-	-	2	1	-	-	-	-	-	10	900%	10
	2023	-	-	-	-	-	-	1	-	2	1	-	-	1	▲	4
Domestic and Family - Level 2	2024	-	-	-	-	-	-	-	-	-	-	-	-	0	-100%	0
	2023	1	-	-	-	-	3	-	-	1	-	-	-	4	▼	5
Felonies and Related Matters	2024	12	7	21	14	21	5	1	-	-	-	-	-	81	17%	81
	2023	15	2	13	6	19	13	1	19	11	9	8	4	69	▲	120
General Civil - Level 2	2024	-	1	-	-	-	1	1	-	-	-	-	-	3	-40%	3
	2023	1	-	-	-	1	2	1	-	1	1	-	-	5	▼	7
General Civil - Level 3	2024	-	1	-	2	2	-	2	-	-	-	-	-	7	-50%	7
	2023	4	-	3	2	2	1	2	-	-	-	1	-	14	▼	15
Miscellaneous Civil	2024	30	26	33	22	27	12	20	-	-	-	-	-	170	-13%	170
	2023	32	47	31	23	20	27	15	32	21	25	26	33	195	▼	332
Misdemeanor	2024	-	3	6	8	2	6	1	-	-	-	-	-	26	-42%	26
	2023	12	5	4	5	12	6	1	12	1	7	3	-	45	▼	68
Other	2024	6	13	8	8	1	3	8	-	-	-	-	-	47	147%	47
	2023	3	4	3	1	2	5	1	1	5	4	1	1	19	▲	31
Other Criminally Related Matters	2024	-	-	-	-	1	-	1	-	-	-	-	-	2	-88%	2
	2023	-	-	5	2	3	1	5	-	1	1	1	-	16	▼	19
Probates/Wills & Trusts - Level 2	2024	-	-	1	-	-	1	1	-	-	-	-	-	3	200%	3
	2023	-	-	1	-	-	-	-	-	-	1	-	-	1	▲	2
Uncontested Divorce	2024	1	1	1	3	2	-	-	-	-	-	-	-	8	-50%	8
	2023	3	1	4	3	3	1	1	4	1	2	3	1	16	▼	27

Dashboard		Monthly Dispositions Summary		Jan --- Jul Dispositions	
Court: Halifax Circuit	Circuit/Court ID: 10 210083				
Start/End Date: Jan-23 / Jul-24	Type of Case: Dispositions				
2023 Average Month: 193	2024 Average Month: 195				
Jan-Jul 2023: 1,413	Jan-Jul 2024 : 1,362				
Dispositions Trending: ▼	Overall AVG. Month: 193				

Dispositions by Division																
Divisions		Jan	Feb	Mar	Apr	May	Jun	Jul	Aug	Sep	Oct	Nov	Dec	Thru Jul	% Change	Total
Total	2024	224	196	259	156	229	157	141	-	-	-	-	-	1,362	-4%	1,362
	2023	192	208	202	216	165	220	210	186	122	143	268	181	1,413	▼	2,313
Civil	2024	21	11	33	16	23	15	18	-	-	-	-	-	137	-1%	137
	2023	14	17	25	20	18	20	25	22	7	14	16	16	139	▼	214
Criminal	2024	112	106	126	72	116	75	54	-	-	-	-	-	661	16%	661
	2023	46	82	63	111	77	98	93	64	67	53	173	103	570	▲	1,030
Concealed Handgun Permits	2024	72	62	67	43	63	39	41	-	-	-	-	-	387	-21%	387
	2023	104	82	81	50	51	62	58	65	37	67	67	51	488	▼	775
Miscellaneous/ Other	2024	19	17	33	25	27	28	28	-	-	-	-	-	177	-18%	177
	2023	28	27	33	35	19	40	34	35	11	9	11	9	216	▼	291
Others	2024	-	-	-	-	-	-	-	-	-	-	-	-	0	0	0
	2023	-	-	-	-	-	-	-	-	-	-	-	1	2	0	3

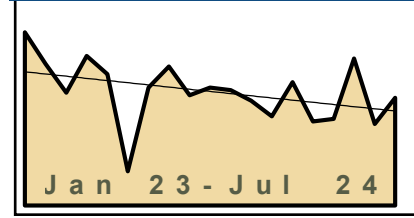
Dispositions by Case Category																
Case Categories		Jan	Feb	Mar	Apr	May	Jun	Jul	Aug	Sep	Oct	Nov	Dec	Thru Jul	% Change	Total
Administrative Law	2024	-	-	-	-	-	-	-	-	-	-	-	-	0	-100%	0
	2023	-	-	-	2	1	-	1	-	1	-	-	-	4	▼	5
Contested Divorce	2024	-	1	3	3	5	3	2	-	-	-	-	-	17	-35%	17
	2023	-	4	4	4	3	7	4	1	1	1	-	5	26	▼	34
Domestic and Family - Level 1	2024	3	1	6	3	1	1	3	-	-	-	-	-	18	260%	18
	2023	-	1	-	-	2	1	1	1	-	1	1	-	5	▲	8
Domestic and Family - Level 2	2024	1	-	6	-	-	1	-	-	-	-	-	-	8	0%	8
	2023	2	-	1	2	-	-	3	-	-	4	-	-	8	↔	12
Felonies and Related Matters	2024	72	86	68	52	82	48	33	-	-	-	-	-	441	22%	441
	2023	28	56	36	75	51	54	61	36	40	38	144	29	361	▲	648
General Civil - Level 1	2024	-	-	-	1	-	1	-	-	-	-	-	-	2	0%	2
	2023	1	-	1	-	-	-	-	-	-	-	-	-	2	↔	2
General Civil - Level 2	2024	3	1	4	4	4	6	4	-	-	-	-	-	26	-10%	26
	2023	2	2	8	3	6	4	4	4	-	-	7	1	29	▼	41
General Civil - Level 3	2024	5	2	9	-	6	4	1	-	-	-	-	-	27	4%	27
	2023	10	1	4	3	-	2	6	7	1	4	2	4	26	▲	44
Miscellaneous Civil	2024	83	72	82	53	68	48	53	-	-	-	-	-	459	-17%	459
	2023	111	87	90	61	59	73	72	71	47	76	77	59	553	▼	883
Misdemeanor	2024	40	18	47	18	18	26	18	-	-	-	-	-	185	7%	185
	2023	18	17	25	35	17	34	27	16	21	7	27	74	173	▲	318
Other	2024	7	6	16	14	20	16	16	-	-	-	-	-	95	-34%	95
	2023	19	22	23	23	10	28	19	29	-	-	2	2	144	▼	177
Other Criminally Related Matters	2024	1	3	11	2	16	1	3	-	-	-	-	-	37	-8%	37
	2023	-	11	2	1	11	10	5	12	6	8	2	-	40	▼	68
Probates/Wills & Trusts - Level 1	2024	-	-	-	-	-	-	-	-	-	-	-	-	0	0	0
	2023	-	-	-	-	-	-	-	-	-	1	-	-	0	↔	1
Probates/Wills & Trusts - Level 2	2024	1	1	-	-	2	-	3	-	-	-	-	-	7	133%	7
	2023	-	1	-	-	-	1	1	1	1	-	1	2	3	▲	8
Protective Orders	2024	-	-	1	-	-	-	2	-	-	-	-	-	3	200%	3
	2023	-	-	-	-	1	-	-	-	-	-	-	-	1	▲	1
Uncontested Divorce	2024	8	5	6	6	7	2	3	-	-	-	-	-	37	-3%	37
	2023	1	6	8	7	4	6	6	8	4	3	5	5	38	▼	63

Dashboard

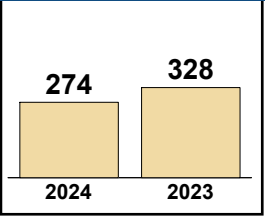
Court: Lunenburg Circuit
Start/End Date: Jan-23 / Jul-24
2023 Average Month: 46
Jan-Jul 2023: 328
Dispositions Trending: ▼

Circuit/Court ID: 10 210111
Type of Case: Dispositions
2024 Average Month: 39
Jan-Jul 2024 : 274
Overall AVG. Month: 43

Monthly Dispositions Summary



Jan --- Jul Dispositions



Dispositions by Division

Divisions		Jan	Feb	Mar	Apr	May	Jun	Jul	Aug	Sep	Oct	Nov	Dec	Thru Jul	% Change	Total
Total	2024	34	47	32	33	56	31	41	-	-	-	-	-	274	-16%	274
	2023	66	54	43	57	50	13	45	53	42	45	44	40	328	▼	552
Civil	2024	-	-	-	-	-	-	-	-	-	-	-	-	0	-100%	0
	2023	2	-	-	1	1	-	1	1	-	-	-	1	5	▼	7
Criminal	2024	14	21	14	24	21	16	11	-	-	-	-	-	121	-23%	121
	2023	27	35	14	29	32	3	18	22	29	32	19	26	158	▼	286
Concealed Handgun Permits	2024	15	26	18	9	35	15	29	-	-	-	-	-	147	-8%	147
	2023	36	19	29	27	12	10	26	26	13	13	24	13	159	▼	248
Miscellaneous/ Other	2024	5	-	-	-	-	-	1	-	-	-	-	-	6	0%	6
	2023	1	-	-	-	5	-	-	4	-	-	-	1	6	↔	11

Dispositions by Case Category

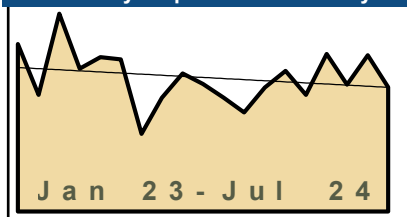
Case Categories		Jan	Feb	Mar	Apr	May	Jun	Jul	Aug	Sep	Oct	Nov	Dec	Thru Jul	% Change	Total
Domestic and Family - Level 1	2024	-	-	-	-	-	-	-	-	-	-	-	-	0	-100%	0
	2023	1	-	-	-	-	-	-	-	-	-	-	-	1	▼	1
Domestic and Family - Level 2	2024	-	-	-	-	-	-	-	-	-	-	-	-	0	-100%	0
	2023	-	-	-	1	-	-	-	-	-	-	-	-	1	▼	1
Felonies and Related Matters	2024	8	19	13	17	16	16	8	-	-	-	-	-	97	-29%	97
	2023	22	27	13	26	27	3	18	16	27	32	14	18	136	▼	243
General Civil - Level 1	2024	-	-	-	-	-	-	-	-	-	-	-	-	0	-100%	0
	2023	-	-	-	-	1	-	-	-	-	-	-	-	1	▼	1
General Civil - Level 2	2024	-	-	-	-	-	-	-	-	-	-	-	-	0	-100%	0
	2023	1	-	-	-	2	-	-	2	-	-	-	-	3	▼	5
General Civil - Level 3	2024	1	-	-	-	-	-	-	-	-	-	-	-	1	-50%	1
	2023	-	-	-	-	2	-	-	1	-	-	-	-	2	▼	3
Miscellaneous Civil	2024	19	26	18	9	35	15	30	-	-	-	-	-	152	-5%	152
	2023	36	19	29	27	13	10	26	27	13	13	24	14	160	▼	251
Misdemeanor	2024	5	2	1	7	3	-	3	-	-	-	-	-	21	11%	21
	2023	4	7	-	3	5	-	-	6	1	-	5	5	19	▲	36
Other Criminally Related Matters	2024	1	-	-	-	2	-	-	-	-	-	-	-	3	0%	3
	2023	1	1	1	-	-	-	-	-	1	-	-	3	3	↔	7
Probates/Wills & Trusts - Level 1	2024	-	-	-	-	-	-	-	-	-	-	-	-	0	-100%	0
	2023	1	-	-	-	-	-	-	-	-	-	-	-	1	▼	1
Uncontested Divorce	2024	-	-	-	-	-	-	-	-	-	-	-	-	0	-100%	0
	2023	-	-	-	-	-	-	1	1	-	-	1	-	1	▼	3

Dashboard

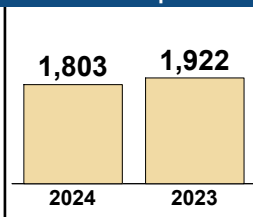
Court: Mecklenburg Circuit
Start/End Date: Jan-23 / Jul-24
2023 Average Month: 254
Jan-Jul 2023: 1,922
Dispositions Trending: ▼

Circuit/Court ID: 10 210117
Type of Case: Dispositions
2024 Average Month: 258
Jan-Jul 2024 : 1,803
Overall AVG. Month: 255

Monthly Dispositions Summary



Jan --- Jul Dispositions



Dispositions by Division

Divisions		Jan	Feb	Mar	Apr	May	Jun	Jul	Aug	Sep	Oct	Nov	Dec	Thru Jul	% Change	Total
Total	2024	236	268	222	300	242	298	237	-	-	-	-	-	1,803	-6%	1,803
	2023	319	222	377	272	294	290	148	217	263	243	217	189	1,922	▼	3,051
Civil	2024	35	37	35	43	33	128	37	-	-	-	-	-	348	7%	348
	2023	35	33	83	45	41	49	39	36	46	33	34	42	325	▲	516
Criminal	2024	113	105	92	171	103	120	128	-	-	-	-	-	832	2%	832
	2023	146	63	165	100	133	141	65	78	140	105	114	73	813	▲	1,323
Concealed Handgun Permits	2024	55	81	61	53	67	31	38	-	-	-	-	-	386	-23%	386
	2023	99	84	74	88	76	63	19	69	40	68	47	34	503	▼	761
Miscellaneous/ Other	2024	32	44	32	33	39	18	31	-	-	-	-	-	229	-18%	229
	2023	38	40	55	39	44	37	25	34	36	37	22	40	278	▼	447
Others	2024	1	1	2	-	-	1	3	-	-	-	-	-	8	167%	8
	2023	1	2	-	-	-	-	-	-	1	-	-	-	3	▲	4

Dispositions by Case Category

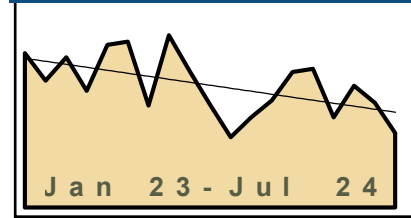
Case Categories		Jan	Feb	Mar	Apr	May	Jun	Jul	Aug	Sep	Oct	Nov	Dec	Thru Jul	% Change	Total
Administrative Law	2024	-	-	-	-	-	-	-	-	-	-	-	-	0	-100%	0
	2023	-	1	-	-	-	-	-	1	-	1	-	-	1	▼	3
Capital Murder	2024	-	-	-	-	-	-	-	-	-	-	-	-	0	-100%	0
	2023	-	1	6	-	-	6	-	-	-	-	-	-	13	▼	13
Contested Divorce	2024	7	9	11	8	10	8	7	-	-	-	-	-	60	-24%	60
	2023	7	8	13	17	13	12	9	8	11	6	5	7	79	▼	116
Domestic and Family - Level 1	2024	1	5	-	4	2	-	-	-	-	-	-	-	12	-56%	12
	2023	6	4	5	3	2	3	4	3	12	5	9	2	27	▼	58
Domestic and Family - Level 2	2024	2	2	2	1	-	1	-	-	-	-	-	-	8	33%	8
	2023	3	1	1	-	-	1	-	2	1	-	1	-	6	▲	10
Felonies and Related Matters	2024	78	72	46	134	80	69	66	-	-	-	-	-	545	4%	545
	2023	106	42	86	86	67	98	39	52	106	66	82	55	524	▲	885
General Civil - Level 1	2024	-	1	-	-	-	1	1	-	-	-	-	-	3	0%	3
	2023	-	-	-	-	-	2	1	1	-	-	-	-	3	↔	4
General Civil - Level 2	2024	2	5	2	3	1	2	7	-	-	-	-	-	22	16%	22
	2023	3	2	3	1	1	5	4	4	3	1	3	9	19	▲	39
General Civil - Level 3	2024	-	1	3	2	3	99	4	-	-	-	-	-	112	149%	112
	2023	-	-	34	4	3	3	1	1	1	1	1	5	45	▲	54
Miscellaneous Civil	2024	62	97	71	62	78	39	53	-	-	-	-	-	462	-22%	462
	2023	111	90	91	107	88	79	25	84	56	83	51	62	591	▼	927
Misdemeanor	2024	25	22	43	24	17	46	60	-	-	-	-	-	237	10%	237
	2023	38	17	62	14	35	33	17	21	30	36	28	18	216	▲	349
Other	2024	27	25	23	23	29	10	17	-	-	-	-	-	154	-16%	154
	2023	27	36	37	19	31	18	15	19	19	22	17	12	183	▼	272
Other Criminally Related Matters	2024	10	11	3	13	6	5	2	-	-	-	-	-	50	-18%	50
	2023	2	3	11	-	32	4	9	5	4	3	4	-	61	▼	77
Probates/Wills & Trusts - Level 1	2024	-	-	-	-	-	1	-	-	-	-	-	-	1	-80%	1
	2023	1	-	2	-	1	1	-	2	1	-	-	-	5	▼	8
Probates/Wills & Trusts - Level 2	2024	-	1	1	-	-	2	-	-	-	-	-	-	4	-50%	4
	2023	1	2	3	-	-	1	1	-	-	-	-	5	8	▼	13
Protective Orders	2024	-	-	-	-	-	-	-	-	-	-	-	-	0	-100%	0
	2023	-	-	-	-	1	-	-	-	-	-	-	-	1	▼	1
Uncontested Divorce	2024	22	17	17	26	16	15	20	-	-	-	-	-	133	-5%	133
	2023	14	15	23	21	20	24	23	14	19	19	16	14	140	▼	222

Dashboard

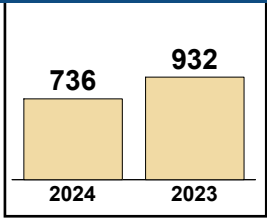
Court: Prince Edward Circuit
Start/End Date: Jan-23 / Jul-24
2023 Average Month: 123
Jan-Jul 2023: 932
Dispositions Trending: ▼

Circuit/Court ID: 10 210147
Type of Case: Dispositions
2024 Average Month: 105
Jan-Jul 2024 : 736
Overall AVG. Month: 116

Monthly Dispositions Summary



Jan --- Jul Dispositions



Dispositions by Division

Divisions		Jan	Feb	Mar	Apr	May	Jun	Jul	Aug	Sep	Oct	Nov	Dec	Thru Jul	% Change	Total
Total	2024	102	129	132	86	116	100	71	-	-	-	-	-	736	-21%	736
	2023	147	121	143	111	155	158	97	164	130	98	67	86	932	▼	1,477
Civil	2024	12	19	7	8	15	13	9	-	-	-	-	-	83	1%	83
	2023	15	6	8	6	8	26	13	7	11	10	6	7	82	▲	123
Criminal	2024	30	56	83	37	62	54	34	-	-	-	-	-	356	-23%	356
	2023	66	49	79	58	94	74	44	101	81	40	27	43	464	▼	756
Concealed Handgun Permits	2024	36	32	20	15	23	22	11	-	-	-	-	-	159	-24%	159
	2023	30	53	35	28	28	21	14	32	22	36	21	24	209	▼	344
Miscellaneous/ Other	2024	24	22	22	26	16	11	17	-	-	-	-	-	138	-22%	138
	2023	36	13	21	19	25	37	26	24	16	12	13	12	177	▼	254

Dispositions by Case Category

Case Categories		Jan	Feb	Mar	Apr	May	Jun	Jul	Aug	Sep	Oct	Nov	Dec	Thru Jul	% Change	Total
Administrative Law	2024	-	-	-	-	1	-	-	-	-	-	-	-	1	0%	1
	2023	-	-	1	-	-	-	-	-	-	-	-	-	1	↔	1
Capital Murder	2024	-	-	-	-	-	-	-	-	-	-	-	-	0	-100%	0
	2023	1	-	-	-	-	1	-	-	-	-	-	-	2	▼	2
Contested Divorce	2024	-	1	2	2	3	2	3	-	-	-	-	-	13	18%	13
	2023	1	2	3	-	2	1	2	1	1	1	-	2	11	▲	16
Domestic and Family - Level 1	2024	2	3	-	-	2	-	-	-	-	-	-	-	7	-13%	7
	2023	3	1	-	2	-	-	2	-	1	2	1	1	8	▼	13
Domestic and Family - Level 2	2024	-	1	1	-	2	-	-	-	-	-	-	-	4	4%	4
	2023	-	-	-	-	-	-	-	-	-	-	-	-	0	↔	0
Felonies and Related Matters	2024	19	38	59	29	45	32	26	-	-	-	-	-	248	-27%	248
	2023	45	36	54	50	80	50	24	46	63	25	21	27	339	▼	521
General Civil - Level 1	2024	-	1	1	-	-	-	-	-	-	-	-	-	2	100%	2
	2023	-	-	1	-	-	-	-	-	-	-	-	1	1	▲	2
General Civil - Level 2	2024	6	8	1	2	2	3	3	-	-	-	-	-	25	67%	25
	2023	1	1	1	-	2	9	1	2	2	1	1	1	15	▲	22
General Civil - Level 3	2024	1	1	1	1	4	-	1	-	-	-	-	-	9	-36%	9
	2023	3	1	1	-	-	8	1	2	-	2	-	1	14	▼	19
Miscellaneous Civil	2024	45	41	35	25	27	30	19	-	-	-	-	-	222	-17%	222
	2023	36	56	42	36	36	38	25	44	31	42	22	25	269	▼	433
Misdemeanor	2024	11	11	21	8	17	21	6	-	-	-	-	-	95	-16%	95
	2023	17	13	25	8	14	19	17	53	15	13	5	11	113	▼	210
Other	2024	14	13	7	17	12	3	10	-	-	-	-	-	76	-33%	76
	2023	30	9	14	11	17	16	17	12	8	7	13	10	114	▼	164
Other Criminally Related Matters	2024	-	7	3	-	-	1	2	-	-	-	-	-	13	18%	13
	2023	3	-	-	-	-	5	3	2	3	2	1	5	11	▲	24
Probates/Wills & Trusts - Level 1	2024	-	-	-	-	-	-	-	-	-	-	-	-	0	-100%	0
	2023	1	-	-	-	-	-	-	-	-	-	-	-	1	▼	1
Probates/Wills & Trusts - Level 2	2024	1	1	-	-	-	4	-	-	-	-	-	-	6	50%	6
	2023	1	1	-	-	1	1	-	-	1	-	-	1	4	▲	6
Protective Orders	2024	-	-	-	-	-	-	-	-	-	-	-	-	0	-100%	0
	2023	1	-	-	-	-	-	-	-	1	-	-	2	1	▼	4
Uncontested Divorce	2024	3	3	1	2	1	4	1	-	-	-	-	-	15	-46%	15
	2023	4	1	1	4	3	10	5	2	4	3	2	-	28	▼	39

Dashboard		Monthly Dispositions Summary		Jan --- Jul Dispositions					
<p>Court: Amelia Circuit Start/End Date: Jan-23 / Jul-24 2023 Average Month: 75 Jan-Jul 2023: 584 Dispositions Trending: ↔</p>	<p>Circuit/Court ID: 11 211007 Type of Case: Dispositions 2024 Average Month: 83 Jan-Jul 2024 : 583 Overall AVG. Month: 78</p>	<p>Jan 23 - Jul 24</p>		<table border="1" style="margin: auto;"> <tr> <td style="width: 50%; text-align: center;">583</td> <td style="width: 50%; text-align: center;">584</td> </tr> <tr> <td style="text-align: center;">2024</td> <td style="text-align: center;">2023</td> </tr> </table>		583	584	2024	2023
583	584								
2024	2023								

Dispositions by Division																
Divisions		Jan	Feb	Mar	Apr	May	Jun	Jul	Aug	Sep	Oct	Nov	Dec	Thru Jul	% Change	Total
Total	2024	95	80	89	98	64	105	52	-	-	-	-	-	583	0%	583
	2023	59	101	113	88	39	133	51	75	33	69	90	54	584	▼	905
Civil	2024	6	4	10	9	7	13	6	-	-	-	-	-	55	-15%	55
	2023	6	10	9	10	5	19	6	12	1	8	4	11	65	▼	101
Criminal	2024	21	19	27	30	36	41	12	-	-	-	-	-	186	-3%	186
	2023	18	29	30	38	7	64	5	25	6	30	32	14	191	▼	298
Concealed Handgun Permits	2024	61	36	37	45	14	39	22	-	-	-	-	-	254	2%	254
	2023	26	47	58	31	22	33	32	27	22	19	50	16	249	▲	383
Miscellaneous/ Other	2024	6	21	15	14	7	12	12	-	-	-	-	-	87	10%	87
	2023	9	15	16	9	5	17	8	11	4	12	4	13	79	▲	123
Others	2024	1	-	-	-	-	-	-	-	-	-	-	-	1	1	1
	2023	-	-	-	-	-	-	-	-	-	-	-	-	0	↔	0


Dispositions by Case Category																
Case Categories		Jan	Feb	Mar	Apr	May	Jun	Jul	Aug	Sep	Oct	Nov	Dec	Thru Jul	% Change	Total
Administrative Law	2024	-	-	-	-	-	-	-	-	-	-	-	-	0	0	0
	2023	-	-	-	-	-	-	-	1	-	-	-	-	0	↔	1
Contested Divorce	2024	3	-	1	2	-	2	1	-	-	-	-	-	9	0%	9
	2023	-	1	-	1	1	6	-	2	-	-	-	2	9	↔	13
Domestic and Family - Level 1	2024	-	-	1	-	-	1	-	-	-	-	-	-	2	-60%	2
	2023	-	-	-	1	-	1	3	-	-	-	-	3	5	▼	8
Domestic and Family - Level 2	2024	-	-	-	-	-	1	-	-	-	-	-	-	1	-50%	1
	2023	1	-	1	-	-	-	-	-	-	-	-	-	2	▼	2
Felonies and Related Matters	2024	14	10	18	23	31	27	11	-	-	-	-	-	134	-4%	134
	2023	14	16	18	33	3	53	2	12	3	25	21	8	139	▼	208
General Civil - Level 1	2024	-	-	-	-	-	1	-	-	-	-	-	-	1	1	1
	2023	-	-	-	-	-	-	-	1	-	-	-	-	0	↔	1
General Civil - Level 2	2024	1	-	3	2	2	3	1	-	-	-	-	-	12	-43%	12
	2023	2	5	6	1	1	4	2	5	1	1	2	4	21	▼	34
General Civil - Level 3	2024	1	2	3	1	2	1	3	-	-	-	-	-	13	30%	13
	2023	4	2	1	1	-	1	1	-	-	3	-	2	10	▲	15
Miscellaneous Civil	2024	65	46	49	52	19	46	30	-	-	-	-	-	307	5%	307
	2023	31	53	61	37	26	45	38	33	26	28	51	25	291	▲	454
Misdemeanor	2024	6	9	8	6	4	14	-	-	-	-	-	-	47	-11%	47
	2023	4	12	13	5	3	14	2	13	2	5	10	4	53	▼	87
Other	2024	2	9	1	5	1	5	4	-	-	-	-	-	27	-4%	27
	2023	2	5	10	5	-	5	1	5	-	2	3	2	28	▼	40
Other Criminally Related Matters	2024	1	-	1	2	1	-	1	-	-	-	-	-	6	20%	6
	2023	-	1	1	-	1	1	1	1	1	-	1	2	5	▲	10
Probates/Wills & Trusts - Level 1	2024	-	-	1	-	-	1	-	-	-	-	-	-	2	2	2
	2023	-	-	-	-	-	-	-	-	-	1	-	-	0	↔	1
Probates/Wills & Trusts - Level 2	2024	-	-	1	-	-	1	-	-	-	-	-	-	2	-33%	2
	2023	-	1	2	-	-	-	-	-	-	3	-	1	3	▼	7
Uncontested Divorce	2024	2	4	2	5	4	2	1	-	-	-	-	-	20	11%	20
	2023	1	5	-	4	4	3	1	2	-	1	2	1	18	▲	24

Dashboard

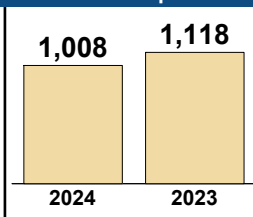
Court: Dinwiddie Circuit
Start/End Date: Jan-23 / Jul-24
2023 Average Month: 147
Jan-Jul 2023: 1,118
Dispositions Trending: ▼

Circuit/Court ID: 11 211053
Type of Case: Dispositions
2024 Average Month: 144
Jan-Jul 2024 : 1,008
Overall AVG. Month: 146

Monthly Dispositions Summary



Jan --- Jul Dispositions



Dispositions by Division

Divisions		Jan	Feb	Mar	Apr	May	Jun	Jul	Aug	Sep	Oct	Nov	Dec	Thru Jul	% Change	Total
Total	2024	164	142	176	120	198	107	101	-	-	-	-	-	1,008	-10%	1,008
	2023	161	147	227	191	138	136	118	147	100	118	153	124	1,118	▼	1,760
Civil	2024	32	23	17	32	15	16	20	-	-	-	-	-	155	13%	155
	2023	14	26	29	22	16	13	17	28	13	23	17	16	137	▲	234
Criminal	2024	59	49	67	25	100	45	26	-	-	-	-	-	371	-13%	371
	2023	71	51	68	74	54	65	42	31	43	27	61	47	425	▼	634
Concealed Handgun Permits	2024	60	62	81	46	63	39	45	-	-	-	-	-	396	-13%	396
	2023	65	55	120	74	55	46	40	68	38	54	64	46	455	▼	725
Miscellaneous/ Other	2024	13	8	11	17	20	7	9	-	-	-	-	-	85	-16%	85
	2023	11	15	10	21	13	12	19	20	6	14	10	15	101	▼	166
Others	2024	-	-	-	-	-	-	1	-	-	-	-	-	1	1	1
	2023	-	-	-	-	-	-	-	-	-	-	1	-	0	↔	1

Dispositions by Case Category

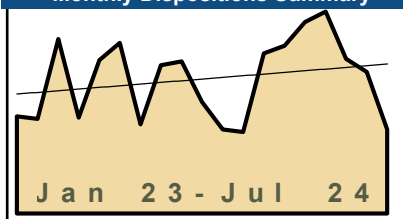
Case Categories		Jan	Feb	Mar	Apr	May	Jun	Jul	Aug	Sep	Oct	Nov	Dec	Thru Jul	% Change	Total
Capital Murder	2024	-	-	-	-	-	-	1	-	-	-	-	-	1	1	1
	2023	-	-	-	-	-	-	-	-	-	1	-	-	0	↔	1
Contested Divorce	2024	2	3	-	2	1	3	2	-	-	-	-	-	13	-13%	13
	2023	3	4	1	1	4	1	1	-	1	1	-	2	15	▼	19
Domestic and Family - Level 1	2024	4	1	1	12	1	1	2	-	-	-	-	-	22	38%	22
	2023	4	1	7	1	-	1	2	7	2	-	-	2	16	▲	27
Domestic and Family - Level 2	2024	3	-	-	3	5	2	1	-	-	-	-	-	14	0%	14
	2023	1	1	5	1	2	1	3	1	1	7	2	1	14	↔	26
Felonies and Related Matters	2024	30	15	42	13	70	18	8	-	-	-	-	-	196	-22%	196
	2023	44	35	35	52	27	37	20	22	14	9	33	26	250	▼	354
General Civil - Level 1	2024	-	-	1	2	-	-	-	-	-	-	-	-	3	3	3
	2023	-	-	-	-	-	-	-	-	-	-	-	2	0	↔	2
General Civil - Level 2	2024	9	6	4	2	3	2	6	-	-	-	-	-	32	28%	32
	2023	2	3	4	5	3	3	5	7	4	7	3	3	25	▲	49
General Civil - Level 3	2024	6	-	4	3	1	3	3	-	-	-	-	-	20	-31%	20
	2023	1	5	4	12	3	3	1	5	-	1	6	5	29	▼	46
Miscellaneous Civil	2024	75	72	91	63	82	46	54	-	-	-	-	-	483	-13%	483
	2023	73	69	132	94	67	57	60	87	45	69	73	60	552	▼	886
Misdemeanor	2024	22	25	19	9	28	20	16	-	-	-	-	-	139	1%	139
	2023	20	11	26	21	23	23	13	10	24	11	26	16	137	▲	224
Other	2024	-	1	1	-	-	-	2	-	-	-	-	-	4	33%	4
	2023	-	3	-	-	-	-	-	-	1	1	2	1	3	▲	8
Other Criminally Related Matters	2024	7	9	6	3	3	7	1	-	-	-	-	-	36	-12%	36
	2023	7	7	8	1	4	5	9	2	5	6	2	5	41	▼	61
Probates/Wills & Trusts - Level 1	2024	-	1	-	1	-	-	1	-	-	-	-	-	3	3	3
	2023	-	-	-	-	-	-	-	-	-	-	-	-	0	↔	0
Probates/Wills & Trusts - Level 2	2024	-	1	2	2	-	2	1	-	-	-	-	-	8	60%	8
	2023	-	2	-	-	-	3	-	1	-	1	-	-	5	▲	7
Uncontested Divorce	2024	6	8	5	5	4	3	3	-	-	-	-	-	34	10%	34
	2023	6	6	5	3	5	2	4	5	3	4	6	1	31	▲	50

Dashboard

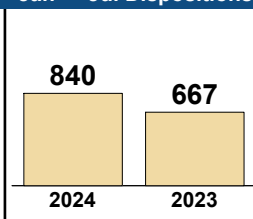
Court: Nottoway Circuit
Start/End Date: Jan-23 / Jul-24
2023 Average Month: 92
Jan-Jul 2023: 667
Dispositions Trending: ▲

Circuit/Court ID: 11 211135
Type of Case: Dispositions
2024 Average Month: 120
Jan-Jul 2024 : 840
Overall AVG. Month: 102

Monthly Dispositions Summary



Jan --- Jul Dispositions



Dispositions by Division

Divisions		Jan	Feb	Mar	Apr	May	Jun	Jul	Aug	Sep	Oct	Nov	Dec	Thru Jul	% Change	Total
Total	2024	122	128	146	154	118	108	64	-	-	-	-	-	840	26%	840
	2023	74	72	133	73	117	130	68	113	116	85	64	62	667	▲	1,107
Civil	2024	12	30	43	70	42	52	9	-	-	-	-	-	258	172%	258
	2023	16	10	14	6	15	12	22	12	15	10	13	6	95	▲	151
Criminal	2024	61	64	41	58	40	32	20	-	-	-	-	-	316	19%	316
	2023	15	20	48	31	65	75	12	57	66	30	12	28	266	▲	459
Concealed Handgun Permits	2024	38	23	42	14	26	13	24	-	-	-	-	-	180	-15%	180
	2023	31	29	48	25	25	34	19	30	17	29	19	21	211	▼	327
Miscellaneous/ Other	2024	11	11	20	12	10	11	11	-	-	-	-	-	86	-8%	86
	2023	11	13	23	10	12	9	15	14	18	16	20	7	93	▼	168
Others	2024	-	-	-	-	-	-	-	-	-	-	-	-	0	-100%	0
	2023	1	-	-	1	-	-	-	-	-	-	-	-	2	▼	2

Dispositions by Case Category

Case Categories		Jan	Feb	Mar	Apr	May	Jun	Jul	Aug	Sep	Oct	Nov	Dec	Thru Jul	% Change	Total
Administrative Law	2024	-	-	1	-	1	-	1	-	-	-	-	-	3	200%	3
	2023	-	-	-	1	-	-	-	-	-	-	-	1	1	▲	2
Capital Murder	2024	-	-	-	-	-	-	-	-	-	-	-	-	0	0	0
	2023	-	-	-	-	-	-	-	-	1	-	-	-	0	↔	1
Contested Divorce	2024	1	1	3	-	-	-	-	-	-	-	-	-	5	-17%	5
	2023	1	1	1	1	1	1	-	3	1	-	1	-	6	▼	11
Domestic and Family - Level 1	2024	1	1	4	-	-	-	-	-	-	-	-	-	6	20%	6
	2023	-	-	-	-	-	-	5	-	6	1	-	-	5	▲	12
Domestic and Family - Level 2	2024	5	18	21	58	39	47	4	-	-	-	-	-	192	1,500%	192
	2023	2	3	-	1	4	2	-	5	1	-	-	2	12	▲	20
Felonies and Related Matters	2024	39	34	28	42	24	12	12	-	-	-	-	-	191	15%	191
	2023	11	11	27	22	29	59	7	37	55	21	8	22	166	▲	309
General Civil - Level 1	2024	-	-	-	-	-	-	-	-	-	-	-	-	0	-100%	0
	2023	-	-	-	-	-	-	1	-	-	-	-	-	1	▼	1
General Civil - Level 2	2024	1	3	8	3	2	1	1	-	-	-	-	-	19	19%	19
	2023	2	-	5	1	1	4	3	3	4	2	5	2	16	▲	32
General Civil - Level 3	2024	3	5	5	6	-	3	3	-	-	-	-	-	25	-4%	25
	2023	3	4	4	2	3	1	9	1	1	1	5	1	26	▼	35
Miscellaneous Civil	2024	44	30	59	24	32	19	30	-	-	-	-	-	238	-12%	238
	2023	40	38	62	31	35	37	28	38	26	37	30	22	271	▼	424
Misdemeanor	2024	22	28	13	14	14	20	4	-	-	-	-	-	115	32%	115
	2023	4	9	18	9	36	7	4	7	10	3	2	6	87	▲	115
Other	2024	4	4	2	2	1	4	4	-	-	-	-	-	21	-38%	21
	2023	5	4	8	4	2	6	5	4	8	9	9	5	34	▼	69
Other Criminally Related Matters	2024	-	2	-	2	2	-	4	-	-	-	-	-	10	-47%	10
	2023	1	-	3	-	-	13	2	13	-	6	2	-	19	▼	40
Probates/Wills & Trusts - Level 1	2024	1	-	-	-	-	-	-	-	-	-	-	-	2	2	2
	2023	-	-	-	-	-	-	-	-	-	-	-	-	0	↔	0
Probates/Wills & Trusts - Level 2	2024	-	-	-	1	-	-	-	-	-	-	-	-	1	-83%	1
	2023	2	-	1	1	1	-	1	-	-	3	-	1	6	▼	10
Uncontested Divorce	2024	1	2	2	2	2	2	1	-	-	-	-	-	12	-29%	12
	2023	3	2	4	-	5	-	3	2	3	2	2	-	17	▼	26

Dashboard		Monthly Dispositions Summary		Jan --- Jul Dispositions					
<p>Court: Powhatan Circuit Start/End Date: Jan-23 / Jul-24 2023 Average Month: 151 Jan-Jul 2023: 1,109 Dispositions Trending: ⇌</p>	<p>Circuit/Court ID: 11 211145 Type of Case: Dispositions 2024 Average Month: 161 Jan-Jul 2024 : 1,127 Overall AVG. Month: 155</p>	<p>Jan 23 - Jul 24</p>		<table border="1" style="margin: auto;"> <tr> <td style="text-align: center; width: 50px;">1,127</td> <td style="text-align: center; width: 50px;">1,109</td> </tr> <tr> <td style="text-align: center;">2024</td> <td style="text-align: center;">2023</td> </tr> </table>		1,127	1,109	2024	2023
1,127	1,109								
2024	2023								

Dispositions by Division																
Divisions		Jan	Feb	Mar	Apr	May	Jun	Jul	Aug	Sep	Oct	Nov	Dec	Thru Jul	% Change	Total
Total	2024	160	157	191	178	149	144	148	-	-	-	-	-	1,127	2%	1,127
	2023	157	157	200	122	121	211	141	182	127	171	124	99	1,109	▲	1,812
Civil	2024	11	11	25	19	16	23	21	-	-	-	-	-	126	4%	126
	2023	14	16	15	13	12	34	17	25	17	25	9	15	121	▲	212
Criminal	2024	19	25	46	39	25	39	24	-	-	-	-	-	217	12%	217
	2023	22	29	20	16	14	51	41	33	12	36	1	5	193	▲	280
Concealed Handgun Permits	2024	106	82	92	100	86	67	76	-	-	-	-	-	609	-3%	609
	2023	99	92	136	74	69	94	61	71	71	74	89	55	625	▼	985
Miscellaneous/ Other	2024	24	39	28	20	21	15	27	-	-	-	-	-	174	2%	174
	2023	22	20	29	19	26	32	22	53	27	35	25	24	170	▲	334
Others	2024	-	-	-	-	1	-	-	-	-	-	-	-	1	1	1
	2023	-	-	-	-	-	-	-	-	-	1	-	-	0	↔	1

Dispositions by Case Category																
Case Categories		Jan	Feb	Mar	Apr	May	Jun	Jul	Aug	Sep	Oct	Nov	Dec	Thru Jul	% Change	Total
Administrative Law	2024	-	-	2	1	-	1	-	-	-	-	-	-	4	4	4
	2023	-	-	-	-	-	-	-	-	-	-	-	1	0	↔	1
Contested Divorce	2024	-	3	2	2	1	6	3	-	-	-	-	-	17	31%	17
	2023	-	3	3	2	1	2	2	5	1	2	2	6	13	▲	29
Domestic and Family - Level 1	2024	3	2	2	1	3	-	2	-	-	-	-	-	13	-41%	13
	2023	2	5	1	-	1	10	3	2	-	5	-	-	22	▼	29
Domestic and Family - Level 2	2024	-	-	-	-	-	1	1	-	-	-	-	-	2	-50%	2
	2023	-	-	2	1	-	1	-	-	1	-	1	-	4	▼	6
Felonies and Related Matters	2024	14	15	33	32	16	19	15	-	-	-	-	-	144	-6%	144
	2023	17	20	13	13	8	49	34	19	8	27	-	2	154	▼	210
General Civil - Level 1	2024	-	-	-	-	-	-	-	-	-	-	-	-	0	-100%	0
	2023	-	2	-	-	-	3	-	1	-	-	-	1	5	▼	7
General Civil - Level 2	2024	5	3	8	5	7	2	4	-	-	-	-	-	34	31%	34
	2023	3	3	-	5	4	9	2	8	5	8	4	-	26	▲	51
General Civil - Level 3	2024	2	3	2	4	-	4	6	-	-	-	-	-	21	-5%	21
	2023	3	1	2	-	3	12	1	2	-	3	3	4	22	▼	34
Miscellaneous Civil	2024	121	101	113	111	100	75	95	-	-	-	-	-	716	-2%	716
	2023	115	102	148	85	81	117	79	107	90	94	104	71	727	▼	1,193
Misdemeanor	2024	5	8	14	7	5	13	5	-	-	-	-	-	57	68%	57
	2023	5	9	4	2	6	2	6	13	5	10	1	2	34	▲	65
Other	2024	4	16	6	8	7	7	8	-	-	-	-	-	56	6%	56
	2023	3	8	16	7	11	4	4	10	8	13	6	5	53	▲	95
Other Criminally Related Matters	2024	-	3	-	-	6	7	4	-	-	-	-	-	20	300%	20
	2023	-	-	3	1	-	-	1	1	-	-	-	2	5	▲	8
Probates/Wills & Trusts - Level 2	2024	1	-	1	2	-	-	1	-	-	-	-	-	5	-29%	5
	2023	2	3	1	1	-	-	-	1	2	1	-	1	7	▼	12
Protective Orders	2024	-	-	1	-	-	-	-	-	-	-	-	-	1	1	1
	2023	-	-	-	-	-	-	-	-	-	-	-	-	0	↔	0
Uncontested Divorce	2024	5	3	7	5	4	9	4	-	-	-	-	-	37	0%	37
	2023	7	1	7	5	6	2	9	13	7	8	3	4	37	↔	72

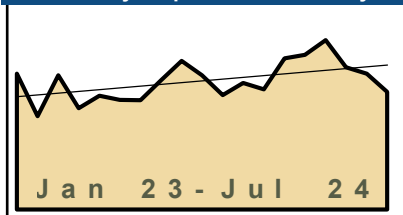
This report reflects data in the case management system. Numbers will update accordingly as reports are refreshed and posted.

Dashboard

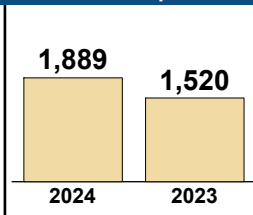
Court: Petersburg Circuit
Start/End Date: Jan-23 / Jul-24
2023 Average Month: 230
Jan-Jul 2023: 1,520
Dispositions Trending: ▲

Circuit/Court ID: 11 211730
Type of Case: Dispositions
2024 Average Month: 270
Jan-Jul 2024 : 1,889
Overall AVG. Month: 245

Monthly Dispositions Summary



Jan --- Jul Dispositions



Dispositions by Division

Divisions		Jan	Feb	Mar	Apr	May	Jun	Jul	Aug	Sep	Oct	Nov	Dec	Thru Jul	% Change	Total
Total	2024	229	288	295	323	271	259	224	-	-	-	-	-	1,889	24%	1,889
	2023	259	178	256	193	217	209	208	246	283	256	218	241	1,520	▲	2,764
Civil	2024	39	40	52	50	34	43	27	-	-	-	-	-	285	20%	285
	2023	39	21	20	39	42	36	40	41	24	33	47	23	237	▲	405
Criminal	2024	105	168	133	162	126	138	128	-	-	-	-	-	960	7%	960
	2023	148	121	166	94	126	127	117	165	206	169	125	142	899	▲	1,706
Concealed Handgun Permits	2024	7	29	29	34	32	24	33	-	-	-	-	-	188	-5%	188
	2023	45	13	46	24	20	19	30	20	37	16	30	50	197	▼	350
Miscellaneous/ Other	2024	77	51	79	76	79	54	36	-	-	-	-	-	452	150%	452
	2023	27	20	24	36	27	27	20	19	16	36	16	26	181	▲	294
Others	2024	1	-	2	1	-	-	-	-	-	-	-	-	4	-33%	4
	2023	-	3	-	-	2	-	1	1	-	2	-	-	6	▼	9

Dispositions by Case Category

Case Categories		Jan	Feb	Mar	Apr	May	Jun	Jul	Aug	Sep	Oct	Nov	Dec	Thru Jul	% Change	Total
Administrative Law	2024	-	2	-	1	1	-	-	-	-	-	-	-	4	300%	4
	2023	-	-	-	1	-	-	-	-	-	-	-	-	1	▲	1
Capital Murder	2024	-	-	-	-	-	1	-	-	-	-	-	-	1	1	1
	2023	-	-	-	-	-	-	-	-	-	-	-	-	0	↔	0
Contested Divorce	2024	3	3	3	2	2	4	4	-	-	-	-	-	21	31%	21
	2023	1	2	1	2	-	2	8	1	2	4	2	-	16	▲	25
Domestic and Family - Level 1	2024	-	5	12	-	4	2	1	-	-	-	-	-	24	243%	24
	2023	2	-	1	1	-	-	3	-	1	-	7	-	7	▲	15
Domestic and Family - Level 2	2024	1	-	2	-	-	-	2	-	-	-	-	-	5	25%	5
	2023	-	2	-	-	1	-	1	2	1	2	-	1	4	▲	10
Felonies and Related Matters	2024	61	99	72	103	40	77	86	-	-	-	-	-	538	-7%	538
	2023	95	80	103	58	93	86	65	88	118	109	71	88	580	▼	1,054
General Civil - Level 1	2024	1	-	1	-	1	2	-	-	-	-	-	-	5	-38%	5
	2023	1	-	-	2	-	2	3	4	1	-	3	1	8	▼	17
General Civil - Level 2	2024	12	11	11	13	9	7	5	-	-	-	-	-	68	-13%	68
	2023	18	10	3	15	10	13	9	13	8	7	12	10	78	▼	128
General Civil - Level 3	2024	20	13	13	30	10	17	9	-	5	15	18	7	112	45%	112
	2023	11	5	9	8	17	15	12	15	5	15	18	7	77	▲	137
Miscellaneous Civil	2024	23	46	49	54	52	39	49	-	-	-	-	-	312	-8%	312
	2023	62	29	66	54	41	39	48	33	47	42	35	62	339	▼	558
Misdemeanor	2024	39	51	55	42	48	49	30	-	-	-	-	-	314	39%	314
	2023	45	26	47	23	37	20	28	55	72	51	28	40	226	▲	472
Other	2024	59	31	62	55	57	39	20	-	-	-	-	-	323	1,096%	323
	2023	7	4	3	3	5	4	1	5	5	11	11	11	27	▲	70
Other Criminally Related Matters	2024	6	18	9	18	40	11	12	-	-	-	-	-	114	5%	114
	2023	10	15	16	15	7	21	25	23	17	9	26	14	109	▲	198
Probates/Wills & Trusts - Level 1	2024	-	-	-	-	-	1	-	-	-	-	-	-	1	1	1
	2023	-	-	-	-	-	-	-	-	-	-	-	-	0	↔	0
Probates/Wills & Trusts - Level 2	2024	1	1	-	3	1	5	2	-	-	-	-	-	13	8%	13
	2023	2	2	2	3	2	-	1	1	1	3	1	-	12	▲	18
Protective Orders	2024	-	-	-	-	-	-	-	-	-	-	-	-	0	0	0
	2023	-	-	-	-	-	-	-	-	-	-	-	1	0	↔	1
Uncontested Divorce	2024	3	8	6	2	6	5	4	-	-	-	-	-	34	-6%	34
	2023	5	3	5	8	4	7	4	6	5	3	4	6	36	▼	60

Dashboard		Monthly Dispositions Summary		Jan --- Jul Dispositions	
Court: Chesterfield Circuit	Circuit/Court ID: 12 212041	<p>Jan 23 - Jul 24</p>		<div style="display: flex; justify-content: space-around;"> <div style="text-align: center;"> <p>12,786</p> <p>2024</p> </div> <div style="text-align: center;"> <p>13,034</p> <p>2023</p> </div> </div>	
Start/End Date: Jan-23 / Jul-24	Type of Case: Dispositions				
2023 Average Month: 1,777	2024 Average Month: 1,827				
Jan-Jul 2023: 13,034	Jan-Jul 2024 : 12,786				
Dispositions Trending: ⇌	Overall AVG. Month: 1,795				

Dispositions by Division																
Divisions		Jan	Feb	Mar	Apr	May	Jun	Jul	Aug	Sep	Oct	Nov	Dec	Thru Jul	% Change	Total
Total	2024	1,951	1,776	1,842	2,104	1,715	1,532	1,866	-	-	-	-	-	12,786	-2%	12,786
	2023	1,818	1,788	2,169	1,829	2,054	1,757	1,619	1,848	1,573	1,713	1,607	1,546	13,034	▼	21,321
Civil	2024	240	175	212	268	236	170	219	-	-	-	-	-	1,520	-3%	1,520
	2023	221	178	246	191	278	216	241	206	183	251	197	188	1,571	▼	2,596
Criminal	2024	466	440	396	444	334	416	458	-	-	-	-	-	2,954	8%	2,954
	2023	370	364	446	309	434	480	325	409	358	459	407	364	2,728	▲	4,725
Concealed Handgun Permits	2024	502	457	512	627	447	279	526	-	-	-	-	-	3,350	-15%	3,350
	2023	588	606	716	649	541	410	449	516	394	418	451	423	3,959	▼	6,161
Miscellaneous/ Other	2024	741	704	718	762	698	663	662	-	-	-	-	-	4,948	4%	4,948
	2023	639	640	760	679	800	650	604	713	638	584	547	569	4,772	▲	7,823
Others	2024	2	-	4	3	-	4	1	-	-	-	-	-	14	250%	14
	2023	-	-	1	1	1	1	-	4	-	1	5	2	4	▲	16

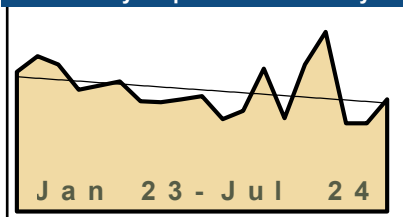
Dispositions by Case Category																
Case Categories		Jan	Feb	Mar	Apr	May	Jun	Jul	Aug	Sep	Oct	Nov	Dec	Thru Jul	% Change	Total
Administrative Law	2024	4	1	1	-	1	1	-	-	-	-	-	-	8	0%	8
	2023	-	1	-	2	3	1	1	2	1	5	1	2	8	↔	19
Capital Murder	2024	1	-	-	-	-	-	-	-	-	-	-	-	1	1	1
	2023	-	-	-	-	-	-	-	1	1	-	-	-	0	↔	2
Contested Divorce	2024	29	20	23	35	30	16	31	-	-	-	-	-	184	-9%	184
	2023	35	27	24	27	38	23	28	24	16	21	24	17	202	▼	304
Domestic and Family - Level 1	2024	38	30	23	23	22	11	30	-	-	-	-	-	177	6%	177
	2023	30	12	27	24	28	18	28	30	14	30	28	19	167	▲	288
Domestic and Family - Level 2	2024	5	7	12	4	5	5	3	-	-	-	-	-	41	-11%	41
	2023	7	7	7	6	9	4	6	12	4	10	9	5	46	▼	86
Felonies and Related Matters	2024	317	288	270	287	238	286	296	-	-	-	-	-	1,982	13%	1,982
	2023	220	257	291	198	272	290	229	282	221	312	257	242	1,757	▲	3,071
General Civil - Level 1	2024	2	2	3	-	3	3	3	-	-	-	-	-	16	45%	16
	2023	1	-	-	2	4	1	3	4	2	2	1	1	11	▲	21
General Civil - Level 2	2024	67	48	78	75	67	55	72	-	-	-	-	-	462	13%	462
	2023	49	39	70	39	64	73	76	52	56	79	44	66	410	▲	707
General Civil - Level 3	2024	23	20	18	30	16	32	24	-	-	-	-	-	163	8%	163
	2023	12	19	25	34	23	14	24	22	31	25	30	18	151	▲	277
Miscellaneous Civil	2024	683	623	712	850	601	452	703	-	-	-	-	-	4,624	-8%	4,624
	2023	758	734	882	777	716	530	634	679	532	575	578	602	5,031	▼	7,997
Misdemeanor	2024	120	121	95	127	72	117	128	-	-	-	-	-	780	3%	780
	2023	113	83	113	79	139	152	78	94	110	131	123	97	757	▲	1,312
Other	2024	563	537	520	543	547	484	481	-	-	-	-	-	3,675	-1%	3,675
	2023	474	512	597	544	634	532	418	553	502	423	424	379	3,711	▼	5,992
Other Criminally Related Matters	2024	31	31	31	30	28	15	36	-	-	-	-	-	202	-16%	202
	2023	40	24	44	34	37	42	19	35	27	27	29	27	240	▼	385
Probates/Wills & Trusts - Level 1	2024	2	1	-	1	-	1	-	-	-	-	-	-	5	-50%	5
	2023	1	1	3	1	1	3	-	-	-	1	1	-	10	▼	12
Probates/Wills & Trusts - Level 2	2024	6	11	6	19	11	7	7	-	-	-	-	-	67	-23%	67
	2023	9	8	12	16	11	20	11	6	7	6	9	11	87	▼	126
Protective Orders	2024	-	-	3	1	-	2	1	-	-	-	-	-	7	-50%	7
	2023	3	2	-	4	-	5	-	-	2	3	1	1	14	▼	21
Uncontested Divorce	2024	60	36	47	79	74	45	51	-	-	-	-	-	392	-9%	392
	2023	66	62	74	42	75	49	64	52	46	63	49	59	432	▼	701

Dashboard

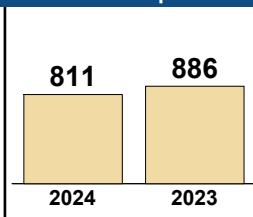
Court: Colonial Heights Circuit
Start/End Date: Jan-23 / Jul-24
2023 Average Month: 116
Jan-Jul 2023: 886
Dispositions Trending: ▼

Circuit/Court ID: 12 212570
Type of Case: Dispositions
2024 Average Month: 116
Jan-Jul 2024 : 811
Overall AVG. Month: 116

Monthly Dispositions Summary



Jan --- Jul Dispositions



Dispositions by Division

Divisions		Jan	Feb	Mar	Apr	May	Jun	Jul	Aug	Sep	Oct	Nov	Dec	Thru Jul	% Change	Total
Total	2024	136	89	140	171	84	84	107	-	-	-	-	-	811	-8%	811
	2023	133	148	140	116	120	124	105	104	107	110	88	96	886	▼	1,391
Civil	2024	15	7	13	14	10	6	11	6	5	18	6	2	76	12%	76
	2023	10	12	5	16	9	10	6	6	5	18	6	2	68	▲	105
Criminal	2024	79	53	75	92	57	49	49	-	-	-	-	-	454	-2%	454
	2023	71	62	88	46	68	70	57	62	84	58	56	66	462	▼	788
Concealed Handgun Permits	2024	22	22	42	35	8	22	37	-	-	-	-	-	188	-19%	188
	2023	33	47	31	42	29	30	20	26	14	21	22	25	232	▼	340
Miscellaneous/ Other	2024	20	7	10	30	9	7	10	-	-	-	-	-	93	-25%	93
	2023	19	27	16	12	14	14	22	10	4	13	4	3	124	▼	158

Dispositions by Case Category

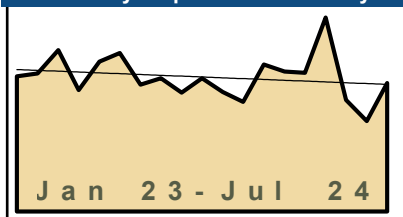
Case Categories		Jan	Feb	Mar	Apr	May	Jun	Jul	Aug	Sep	Oct	Nov	Dec	Thru Jul	% Change	Total
Administrative Law	2024	-	-	-	-	-	1	-	-	-	-	-	-	1	0%	1
	2023	-	-	-	-	-	1	-	-	-	-	-	-	1	↔	1
Contested Divorce	2024	2	2	-	2	2	-	1	-	-	-	-	-	9	29%	9
	2023	2	1	-	3	-	1	-	2	-	2	-	-	7	▲	11
Domestic and Family - Level 1	2024	7	1	1	1	1	1	1	-	-	-	-	-	13	225%	13
	2023	3	-	-	1	-	-	-	-	-	3	-	-	4	▲	7
Domestic and Family - Level 2	2024	-	-	-	1	-	1	-	-	-	-	-	-	2	-50%	2
	2023	1	2	-	-	-	-	1	1	-	3	1	-	4	▼	9
Felonies and Related Matters	2024	59	31	58	59	46	35	38	-	-	-	-	-	326	-1%	326
	2023	53	43	61	24	54	52	42	39	60	41	46	56	329	▼	571
General Civil - Level 1	2024	-	1	-	2	-	-	-	-	-	-	-	-	3	50%	3
	2023	-	-	-	-	1	-	1	-	-	-	-	-	2	▲	2
General Civil - Level 2	2024	3	1	3	-	6	1	2	-	-	-	-	-	16	0%	16
	2023	2	5	2	1	-	1	5	1	1	-	3	-	16	↔	21
General Civil - Level 3	2024	3	-	3	7	2	-	5	-	-	-	-	-	20	54%	20
	2023	1	1	1	1	3	1	5	2	-	1	1	-	13	▲	17
Miscellaneous Civil	2024	39	28	51	60	14	28	46	-	-	-	-	-	266	-10%	266
	2023	41	63	36	51	38	35	32	34	17	34	23	28	296	▼	432
Misdemeanor	2024	18	21	10	27	10	12	9	-	-	-	-	-	107	1%	107
	2023	16	17	19	18	11	13	12	21	19	17	8	9	106	▲	180
Other	2024	-	-	3	-	-	-	-	-	-	-	-	-	3	-93%	3
	2023	9	8	8	4	5	9	2	-	-	-	1	-	45	▼	46
Other Criminally Related Matters	2024	2	1	7	6	1	2	2	-	-	-	-	-	21	-25%	21
	2023	2	3	8	4	3	5	3	2	5	3	4	1	28	▼	43
Probates/Wills & Trusts - Level 1	2024	-	-	-	1	-	-	-	-	-	-	-	-	1	0%	1
	2023	-	-	1	-	-	-	-	-	-	-	-	-	1	↔	1
Probates/Wills & Trusts - Level 2	2024	-	-	1	2	-	-	-	-	-	-	-	-	3	-57%	3
	2023	1	-	1	2	2	1	-	-	-	1	1	1	7	▼	10
Protective Orders	2024	-	-	-	-	-	-	-	-	-	-	-	-	0	-100%	0
	2023	-	-	2	1	-	1	1	1	1	-	-	1	5	▼	8
Uncontested Divorce	2024	3	3	3	3	2	3	3	-	-	-	-	-	20	-9%	20
	2023	2	5	1	6	3	4	1	1	4	5	-	-	22	▼	32

Dashboard

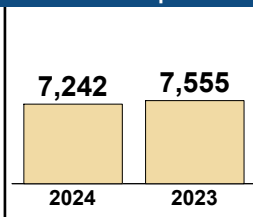
Court: Richmond Circuit
Start/End Date: Jan-23 / Jul-24
2023 Average Month: 1,020
Jan-Jul 2023: 7,555
Dispositions Trending: ▼

Circuit/Court ID: 13 213760
Type of Case: Dispositions
2024 Average Month: 1,035
Jan-Jul 2024 : 7,242
Overall AVG. Month: 1,025

Monthly Dispositions Summary



Jan --- Jul Dispositions



Dispositions by Division

Divisions		Jan	Feb	Mar	Apr	May	Jun	Jul	Aug	Sep	Oct	Nov	Dec	Thru Jul	% Change	Total
Total	2024	1,121	1,068	1,056	1,479	849	690	979	-	-	-	-	-	7,242	-4%	7,242
	2023	1,030	1,053	1,230	925	1,142	1,208	967	1,017	906	1,017	912	835	7,555	▼	12,242
Civil	2024	195	275	228	426	157	135	195	-	-	-	-	-	1,611	29%	1,611
	2023	186	158	234	126	190	194	157	162	151	172	208	123	1,245	▲	2,061
Criminal	2024	358	313	303	396	249	247	278	-	-	-	-	-	2,144	-19%	2,144
	2023	423	368	428	393	321	380	336	371	344	319	259	321	2,649	▼	4,263
Concealed Handgun Permits	2024	168	83	117	163	92	58	205	-	-	-	-	-	886	-16%	886
	2023	65	164	174	118	184	260	87	103	92	128	94	81	1,052	▼	1,550
Miscellaneous/ Other	2024	399	397	406	492	347	246	299	-	-	-	-	-	2,586	0%	2,586
	2023	353	360	390	287	446	373	387	379	316	396	350	309	2,596	▼	4,346
Others	2024	1	-	2	2	4	4	2	-	-	-	-	-	15	15%	15
	2023	3	3	4	1	1	1	-	2	3	2	1	1	13	▲	22

Dispositions by Case Category

Case Categories		Jan	Feb	Mar	Apr	May	Jun	Jul	Aug	Sep	Oct	Nov	Dec	Thru Jul	% Change	Total
Administrative Law	2024	4	5	4	30	1	1	5	-	-	-	-	-	50	233%	50
	2023	-	2	3	-	3	4	3	1	-	6	5	1	15	▲	28
Capital Murder	2024	-	-	1	-	-	-	-	-	-	-	-	-	1	1	1
	2023	-	-	-	-	-	-	-	-	2	-	-	-	0	↔	2
Contested Divorce	2024	16	15	12	29	10	7	8	-	-	-	-	-	97	23%	97
	2023	13	7	13	5	14	13	14	10	7	10	7	5	79	▲	118
Domestic and Family - Level 1	2024	8	14	16	33	4	12	9	-	-	-	-	-	96	22%	96
	2023	4	10	16	12	12	15	10	11	20	14	9	4	79	▲	137
Domestic and Family - Level 2	2024	13	14	14	19	10	7	14	-	-	-	-	-	91	-4%	91
	2023	17	11	16	10	15	20	6	20	16	5	14	12	95	▼	162
Felonies and Related Matters	2024	265	249	224	316	187	188	192	-	-	-	-	-	1,621	-24%	1,621
	2023	367	304	332	323	245	309	264	281	251	249	206	257	2,144	▼	3,388
General Civil	2024	-	-	-	2	-	-	-	-	-	-	-	-	2	2	2
	2023	-	-	-	-	-	-	-	-	-	-	-	-	0	↔	0
General Civil - Level 1	2024	3	9	7	17	3	6	7	-	-	-	-	-	52	86%	52
	2023	6	5	4	3	-	6	4	3	1	5	7	6	28	▲	50
General Civil - Level 2	2024	106	161	124	207	86	64	96	-	-	-	-	-	844	54%	844
	2023	87	71	79	70	88	82	71	57	78	95	129	70	548	▲	977
General Civil - Level 3	2024	60	34	34	56	20	20	45	-	-	-	-	-	269	-8%	269
	2023	40	48	78	26	32	43	25	54	23	38	32	23	292	▼	462
Miscellaneous Civil	2024	325	228	273	379	219	180	332	-	-	-	-	-	1,936	-4%	1,936
	2023	183	286	324	205	378	375	260	222	222	255	248	164	2,011	▼	3,122
Misdemeanor	2024	65	33	53	55	38	41	45	-	-	-	-	-	330	4%	330
	2023	32	46	63	42	52	40	41	52	64	46	37	42	316	▲	557
Other	2024	200	229	217	224	212	118	149	-	-	-	-	-	1,349	-13%	1,349
	2023	222	227	230	182	239	240	204	247	174	235	181	209	1,544	▼	2,590
Other Criminally Related Matters	2024	33	41	34	41	32	22	48	-	-	-	-	-	251	11%	251
	2023	27	26	37	34	28	38	36	44	31	29	23	22	226	▲	375
Probates/Wills & Trusts - Level 1	2024	-	-	1	2	-	1	-	-	-	-	-	-	4	4	4
	2023	-	-	-	-	-	-	-	-	1	-	-	1	0	↔	2
Probates/Wills & Trusts - Level 2	2024	3	3	8	2	1	1	2	-	-	-	-	-	20	122%	20
	2023	2	-	3	-	2	1	1	1	-	3	1	4	9	▲	18
Uncontested Divorce	2024	20	33	34	67	26	22	27	-	-	-	-	-	229	36%	229
	2023	30	10	32	13	34	22	28	14	16	27	13	15	169	▲	254

Dashboard		Monthly Dispositions Summary		Jan --- Jul Dispositions	
<p>Court: Henrico Circuit Start/End Date: Jan-23 / Jul-24 2023 Average Month: 1,311 Jan-Jul 2023: 9,873 Dispositions Trending: ▼</p>	<p>Circuit/Court ID: 14 214087 Type of Case: Dispositions 2024 Average Month: 1,204 Jan-Jul 2024 : 8,429 Overall AVG. Month: 1,271</p>	<p style="text-align: center; font-weight: bold;">Jan 23 - Jul 24</p>		<div style="display: flex; justify-content: space-around;"> <div style="text-align: center;"> <p style="font-size: 1.2em; font-weight: bold;">8,429</p> <p style="font-size: 0.8em;">2024</p> </div> <div style="text-align: center;"> <p style="font-size: 1.2em; font-weight: bold;">9,873</p> <p style="font-size: 0.8em;">2023</p> </div> </div>	

Dispositions by Division																
Divisions		Jan	Feb	Mar	Apr	May	Jun	Jul	Aug	Sep	Oct	Nov	Dec	Thru Jul	% Change	Total
Total	2024	1,334	1,258	1,230	1,175	1,146	1,025	1,261	-	-	-	-	-	8,429	-15%	8,429
	2023	1,615	1,554	1,667	1,236	1,126	1,277	1,398	1,445	1,086	1,280	995	1,049	9,873	▼	15,728
Civil	2024	239	205	194	180	185	155	185	-	-	-	-	-	1,343	-20%	1,343
	2023	372	390	172	148	174	249	165	187	148	173	140	131	1,670	▼	2,449
Criminal	2024	503	478	507	520	462	424	501	-	-	-	-	-	3,395	-5%	3,395
	2023	527	508	642	498	430	474	513	566	472	435	405	503	3,592	▼	5,973
Concealed Handgun Permits	2024	373	303	335	294	263	263	297	-	-	-	-	-	2,128	-7%	2,128
	2023	385	340	433	300	296	277	260	271	241	325	282	235	2,291	▼	3,645
Miscellaneous/ Other	2024	217	268	190	175	233	179	273	-	-	-	-	-	1,535	-33%	1,535
	2023	327	315	418	289	219	272	459	418	223	344	166	178	2,299	▼	3,628
Others	2024	2	4	4	6	3	4	5	-	-	-	-	-	28	33%	28
	2023	4	1	2	1	7	5	1	3	2	3	2	2	21	▲	33


Dispositions by Case Category																
Case Categories		Jan	Feb	Mar	Apr	May	Jun	Jul	Aug	Sep	Oct	Nov	Dec	Thru Jul	% Change	Total
Administrative Law	2024	-	5	3	-	-	-	1	-	-	-	-	-	9	-50%	9
	2023	3	6	1	1	-	5	2	-	1	1	1	-	18	▼	21
Capital Murder	2024	-	-	-	-	4	-	-	-	-	-	-	-	4	4	4
	2023	-	-	-	-	-	-	-	-	-	-	-	-	0	↔	0
Contested Divorce	2024	37	28	17	20	22	26	22	-	-	-	-	-	172	-22%	172
	2023	42	52	26	20	23	31	26	30	18	20	14	19	220	▼	321
Domestic and Family - Level 1	2024	11	14	10	19	16	10	15	-	-	-	-	-	95	-14%	95
	2023	14	17	12	10	32	13	12	17	15	11	4	13	110	▼	170
Domestic and Family - Level 2	2024	4	1	9	4	3	2	4	-	-	-	-	-	27	-47%	27
	2023	14	14	5	5	6	5	2	3	3	9	1	2	51	▼	69
Felonies and Related Matters	2024	322	332	328	349	283	284	297	-	-	-	-	-	2,195	-8%	2,195
	2023	340	348	430	354	267	322	320	366	299	287	250	357	2,381	▼	3,940
General Civil	2024	-	-	-	-	-	-	-	-	-	-	-	-	0	0	0
	2023	-	-	-	-	-	-	-	-	-	-	-	1	0	↔	1
General Civil - Level 1	2024	1	4	4	3	4	5	2	-	-	-	-	-	23	-34%	23
	2023	12	7	2	3	4	3	4	5	2	2	3	5	35	▼	52
General Civil - Level 2	2024	96	71	73	72	69	58	59	-	-	-	-	-	498	-19%	498
	2023	145	157	62	45	54	91	59	62	49	52	55	33	613	▼	864
General Civil - Level 3	2024	24	15	31	17	22	15	13	-	-	-	-	-	137	-28%	137
	2023	48	34	23	21	16	28	21	11	16	31	15	9	191	▼	273
Miscellaneous Civil	2024	570	554	505	450	479	434	559	-	-	-	-	-	3,551	-19%	3,551
	2023	654	606	825	580	500	533	697	676	455	659	422	409	4,395	▼	7,016
Misdemeanor	2024	143	124	141	127	125	109	157	-	-	-	-	-	926	-2%	926
	2023	153	128	158	118	119	117	152	150	127	112	120	116	945	▼	1,570
Other	2024	8	9	7	13	10	4	7	-	-	-	-	-	58	-27%	58
	2023	23	18	9	4	13	9	3	4	7	4	25	5	79	▼	124
Other Criminally Related Matters	2024	45	32	46	44	52	31	54	-	-	-	-	-	304	6%	304
	2023	43	34	58	28	46	36	43	55	47	36	43	30	288	▲	499
Probates/Wills & Trusts - Level 1	2024	2	1	3	1	4	-	-	-	-	-	-	-	11	120%	11
	2023	2	-	1	-	1	1	-	1	-	-	-	1	5	▲	8
Probates/Wills & Trusts - Level 2	2024	5	9	4	4	2	9	7	-	-	-	-	-	40	-40%	40
	2023	16	15	8	5	2	13	8	14	6	6	7	3	67	▼	103
Protective Orders	2024	-	-	1	-	-	-	-	-	-	-	-	-	1	1	1
	2023	-	-	-	-	-	-	-	-	-	1	-	-	0	↔	1
Uncontested Divorce	2024	66	59	48	52	51	38	64	-	-	-	-	-	378	-20%	378
	2023	106	118	47	42	43	70	49	51	41	49	33	47	475	▼	696

Dashboard

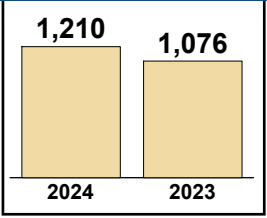
Court: Caroline Circuit
Start/End Date: Jan-23 / Jul-24
2023 Average Month: 165
Jan-Jul 2023: 1,076
Dispositions Trending: ▲

Circuit/Court ID: 15 215033
Type of Case: Dispositions
2024 Average Month: 173
Jan-Jul 2024 : 1,210
Overall AVG. Month: 168

Monthly Dispositions Summary



Jan --- Jul Dispositions



Dispositions by Division

Divisions		Jan	Feb	Mar	Apr	May	Jun	Jul	Aug	Sep	Oct	Nov	Dec	Thru Jul	% Change	Total
Total	2024	196	142	194	227	140	157	154	-	-	-	-	-	1,210	12%	1,210
	2023	190	164	169	179	131	122	121	193	191	189	183	143	1,076	▲	1,975
Civil	2024	20	12	12	22	21	15	35	-	-	-	-	-	137	11%	137
	2023	30	10	15	8	10	31	19	14	25	12	27	14	123	▲	215
Criminal	2024	84	46	72	83	44	79	50	-	-	-	-	-	458	34%	458
	2023	65	70	48	46	33	31	50	57	98	65	62	55	343	▲	680
Concealed Handgun Permits	2024	48	70	68	76	42	43	40	-	-	-	-	-	387	-10%	387
	2023	59	60	88	72	65	45	39	58	50	71	59	54	428	▼	720
Miscellaneous/ Other	2024	44	14	42	46	33	20	29	-	-	-	-	-	228	29%	228
	2023	36	24	18	48	23	15	13	64	18	41	34	20	177	▲	354
Others	2024	-	-	-	-	-	-	-	-	-	-	-	-	0	-100%	0
	2023	-	-	-	5	-	-	-	-	-	-	1	-	5	▼	6

Dispositions by Case Category


Case Categories		Jan	Feb	Mar	Apr	May	Jun	Jul	Aug	Sep	Oct	Nov	Dec	Thru Jul	% Change	Total
Administrative Law	2024	-	-	-	-	-	-	2	-	-	-	-	-	2	2	2
	2023	-	-	-	-	-	-	-	-	1	-	-	-	0	↔	1
Contested Divorce	2024	1	1	-	2	2	3	5	-	-	-	-	-	14	56%	14
	2023	2	1	4	-	-	1	1	3	1	2	4	4	9	▲	23
Domestic and Family - Level 1	2024	5	-	-	4	4	3	-	-	-	-	-	-	16	100%	16
	2023	-	1	-	-	1	6	-	3	2	1	2	3	8	▲	19
Domestic and Family - Level 2	2024	1	2	5	2	1	-	-	-	-	-	-	-	11	-71%	11
	2023	15	-	-	-	3	12	8	-	-	2	-	-	38	▼	40
Felonies and Related Matters	2024	60	24	49	43	26	53	29	-	-	-	-	-	284	45%	284
	2023	36	37	35	26	16	13	33	39	60	39	42	32	196	▲	408
General Civil - Level 1	2024	-	-	-	1	-	-	-	-	-	-	-	-	1	-50%	1
	2023	2	-	-	-	-	-	-	1	-	-	-	-	2	▼	3
General Civil - Level 2	2024	6	4	3	5	4	3	11	-	-	-	-	-	36	9%	36
	2023	5	5	8	3	1	6	5	2	3	1	10	5	33	▲	54
General Civil - Level 3	2024	1	1	3	2	3	3	4	-	-	-	-	-	17	70%	17
	2023	5	-	1	1	2	-	1	1	10	2	10	-	10	▲	33
Miscellaneous Civil	2024	69	84	84	97	53	56	65	-	-	-	-	-	508	-5%	508
	2023	79	77	103	79	87	60	52	78	68	91	84	72	537	▼	930
Misdemeanor	2024	18	19	17	31	14	21	17	-	-	-	-	-	137	29%	137
	2023	26	25	10	9	14	10	12	18	33	24	19	21	106	▲	221
Other	2024	24	1	26	25	20	6	2	-	-	-	-	-	104	51%	104
	2023	12	7	2	46	1	-	1	44	1	18	2	-	69	▲	134
Other Criminally Related Matters	2024	6	3	6	9	4	5	4	-	-	-	-	-	37	-10%	37
	2023	3	8	3	11	3	8	5	-	5	2	1	2	41	▼	51
Probates/Wills & Trusts - Level 1	2024	-	-	-	-	1	-	1	-	-	-	-	-	2	100%	2
	2023	-	-	-	-	1	-	-	-	-	-	-	-	1	▲	1
Probates/Wills & Trusts - Level 2	2024	1	-	-	1	3	-	1	-	-	-	-	-	6	500%	6
	2023	1	-	-	-	-	-	-	2	1	-	1	1	1	▲	6
Uncontested Divorce	2024	4	3	1	5	5	4	13	-	-	-	-	-	35	40%	35
	2023	4	3	3	4	2	6	3	2	6	7	8	3	25	▲	51

Dashboard

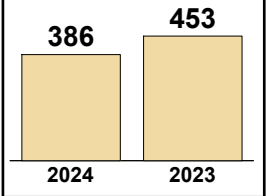
Court: Essex Circuit
Start/End Date: Jan-23 / Jul-24
2023 Average Month: 57
Jan-Jul 2023: 453
Dispositions Trending: ▼

Circuit/Court ID: 15 215057
Type of Case: Dispositions
2024 Average Month: 55
Jan-Jul 2024 : 386
Overall AVG. Month: 56

Monthly Dispositions Summary



Jan --- Jul Dispositions



Dispositions by Division

Divisions		Jan	Feb	Mar	Apr	May	Jun	Jul	Aug	Sep	Oct	Nov	Dec	Thru Jul	% Change	Total
Total	2024	76	42	81	49	62	36	40	-	-	-	-	-	386	-15%	386
	2023	134	48	79	73	37	48	34	40	50	62	42	34	453	▼	681
Civil	2024	5	3	4	8	12	6	9	-	-	-	-	-	47	-20%	47
	2023	15	5	3	14	8	6	8	4	7	6	5	1	59	▼	82
Criminal	2024	28	7	37	17	23	3	5	-	-	-	-	-	120	-22%	120
	2023	81	-	25	28	7	7	6	10	10	18	6	15	154	▼	213
Concealed Handgun Permits	2024	24	17	23	13	20	15	11	-	-	-	-	-	123	-17%	123
	2023	25	22	31	23	8	23	17	13	20	26	19	11	149	▼	238
Miscellaneous/ Other	2024	19	15	17	11	7	12	15	-	-	-	-	-	96	7%	96
	2023	13	20	20	8	14	12	3	13	13	12	12	7	90	▲	147
Others	2024	-	-	-	-	-	-	-	-	-	-	-	-	0	-100%	0
	2023	-	1	-	-	-	-	-	-	-	-	-	-	1	▼	1

Dispositions by Case Category

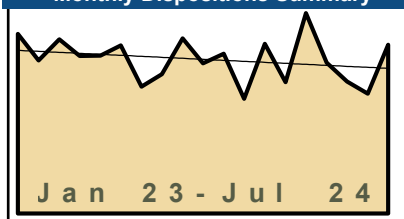
Case Categories		Jan	Feb	Mar	Apr	May	Jun	Jul	Aug	Sep	Oct	Nov	Dec	Thru Jul	% Change	Total
Contested Divorce	2024	-	-	1	1	-	1	2	-	-	-	-	-	5	-17%	5
	2023	-	-	-	5	-	-	1	-	2	-	-	-	6	▼	8
Domestic and Family - Level 1	2024	-	-	-	1	6	-	-	-	-	-	-	-	7	-13%	7
	2023	4	-	-	3	-	-	1	-	-	1	-	-	8	▼	9
Domestic and Family - Level 2	2024	-	-	-	-	-	-	-	-	-	-	-	-	0	-100%	0
	2023	-	-	-	-	1	3	-	-	1	1	-	-	4	▼	6
Felonies and Related Matters	2024	25	4	28	11	22	1	4	-	-	-	-	-	95	-8%	95
	2023	53	-	16	19	5	6	4	9	4	14	2	7	103	▼	139
General Civil - Level 1	2024	-	-	-	-	-	-	-	-	-	-	-	-	0	-100%	0
	2023	-	-	-	-	-	1	-	-	-	-	2	-	1	▼	3
General Civil - Level 2	2024	4	2	1	1	2	1	2	-	-	-	-	-	13	160%	13
	2023	2	1	-	1	1	-	-	-	1	-	-	1	5	▲	7
General Civil - Level 3	2024	1	-	1	1	3	2	4	-	-	-	-	-	12	-14%	12
	2023	4	1	1	1	4	1	2	-	-	2	3	-	14	▼	19
Miscellaneous Civil	2024	30	20	30	14	21	17	14	-	-	-	-	-	146	-13%	146
	2023	28	24	34	25	10	26	20	14	21	31	22	15	167	▼	270
Misdemeanor	2024	1	3	7	3	-	-	-	-	-	-	-	-	14	8%	14
	2023	4	-	3	3	2	-	1	-	2	2	4	1	13	▲	22
Other	2024	12	11	10	10	5	10	11	-	-	-	-	-	69	-4%	69
	2023	10	19	17	6	12	8	-	13	12	7	9	2	72	▼	115
Other Criminally Related Matters	2024	2	-	2	3	1	2	1	-	-	-	-	-	11	-73%	11
	2023	24	-	6	7	-	1	3	1	4	2	-	7	41	▼	55
Probates/Wills & Trusts - Level 1	2024	-	1	-	-	-	-	-	-	-	-	-	-	1	0%	1
	2023	1	-	-	-	-	-	-	-	-	-	-	-	1	↔	1
Probates/Wills & Trusts - Level 2	2024	-	-	-	-	-	-	1	-	-	-	-	-	1	0%	1
	2023	1	-	-	-	-	-	-	1	-	-	-	-	1	↔	2
Uncontested Divorce	2024	1	1	1	4	2	2	1	-	-	-	-	-	12	-29%	12
	2023	3	3	2	3	2	2	2	2	3	2	-	1	17	▼	25

Dashboard

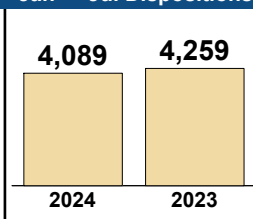
Court: Hanover Circuit
Start/End Date: Jan-23 / Jul-24
2023 Average Month: 590
Jan-Jul 2023: 4,259
Dispositions Trending: ▼

Circuit/Court ID: 15 215085
Type of Case: Dispositions
2024 Average Month: 584
Jan-Jul 2024 : 4,089
Overall AVG. Month: 588

Monthly Dispositions Summary



Jan --- Jul Dispositions



Dispositions by Division

Divisions		Jan	Feb	Mar	Apr	May	Jun	Jul	Aug	Sep	Oct	Nov	Dec	Thru Jul	% Change	Total
Total	2024	647	500	764	575	503	457	643	-	-	-	-	-	4,089	-4%	4,089
	2023	685	583	664	600	602	641	484	531	667	572	609	437	4,259	▼	7,075
Civil	2024	106	101	124	125	86	94	95	-	-	-	-	-	731	-3%	731
	2023	105	91	107	87	122	130	109	126	113	114	133	64	751	▼	1,301
Criminal	2024	219	199	344	230	210	183	260	-	-	-	-	-	1,645	9%	1,645
	2023	214	206	240	185	207	245	211	171	239	210	211	216	1,508	▲	2,555
Concealed Handgun Permits	2024	270	147	244	129	154	118	184	-	-	-	-	-	1,246	-11%	1,246
	2023	280	201	205	248	188	184	87	149	229	162	202	116	1,393	▼	2,251
Miscellaneous/ Other	2024	52	53	51	90	53	62	103	-	-	-	-	-	464	-23%	464
	2023	86	85	112	80	84	82	77	85	85	86	63	41	606	▼	966
Others	2024	-	-	1	1	-	-	1	-	-	-	-	-	3	200%	3
	2023	-	-	-	-	1	-	-	-	1	-	-	-	1	▲	2

Dispositions by Case Category

Case Categories		Jan	Feb	Mar	Apr	May	Jun	Jul	Aug	Sep	Oct	Nov	Dec	Thru Jul	% Change	Total
Administrative Law	2024	1	-	1	-	-	-	-	-	-	-	-	-	2	100%	2
	2023	-	-	-	-	1	-	-	1	-	-	1	1	1	▲	4
Capital Murder	2024	1	-	-	-	-	-	-	-	-	-	-	-	1	1	1
	2023	-	-	-	-	-	-	-	-	-	-	1	-	0	↔	1
Contested Divorce	2024	12	23	19	19	18	19	13	-	-	-	-	-	123	-10%	123
	2023	16	20	21	12	30	21	16	14	20	18	16	9	136	▼	213
Domestic and Family - Level 1	2024	6	7	4	6	4	6	4	-	-	-	-	-	37	-16%	37
	2023	8	8	8	3	4	5	8	6	4	5	12	5	44	▼	76
Domestic and Family - Level 2	2024	4	5	8	6	5	6	11	-	-	-	-	-	45	29%	45
	2023	3	2	6	4	2	6	12	7	5	7	4	3	35	▲	61
Felonies and Related Matters	2024	137	89	230	119	117	99	177	-	-	-	-	-	968	8%	968
	2023	138	105	132	110	120	153	138	100	146	119	130	126	896	▲	1,517
General Civil - Level 1	2024	-	-	1	-	-	-	1	-	-	-	-	-	2	-67%	2
	2023	1	-	1	-	2	1	1	2	-	-	1	-	6	▼	9
General Civil - Level 2	2024	23	13	33	28	13	15	11	-	-	-	-	-	136	-19%	136
	2023	25	15	24	24	25	34	20	32	28	36	46	5	167	▼	314
General Civil - Level 3	2024	9	6	7	6	4	6	10	-	-	-	-	-	48	-2%	48
	2023	7	6	9	2	11	6	8	10	6	7	4	1	49	▼	77
Miscellaneous Civil	2024	322	198	286	217	204	181	285	-	-	-	-	-	1,693	-14%	1,693
	2023	362	282	310	321	269	264	161	224	312	245	263	159	1,969	▼	3,172
Misdemeanor	2024	77	98	101	102	88	78	72	-	-	-	-	-	616	10%	616
	2023	66	97	99	70	79	83	65	62	89	84	72	85	559	▲	951
Other	2024	7	5	3	6	-	1	5	-	-	-	-	-	27	-7%	27
	2023	11	2	3	2	6	3	2	2	7	8	1	4	29	▼	51
Other Criminally Related Matters	2024	4	12	13	9	5	6	11	-	-	-	-	-	60	3%	60
	2023	13	5	9	5	8	10	8	9	9	8	8	6	58	▲	98
Probates/Wills & Trusts - Level 1	2024	-	-	2	-	-	-	-	-	-	-	-	-	2	-33%	2
	2023	-	-	-	1	-	1	1	1	-	-	-	2	3	▼	6
Probates/Wills & Trusts - Level 2	2024	3	2	4	1	6	-	2	-	-	-	-	-	18	-14%	18
	2023	2	1	4	3	2	8	1	2	1	1	-	-	21	▼	25
Uncontested Divorce	2024	41	42	52	56	39	40	41	-	-	-	-	-	311	9%	311
	2023	33	40	38	43	43	46	43	59	40	34	50	31	286	▲	500

CPSS-CCMS-10.11 CASELOAD STATISTICS OF THE CIRCUIT COURTS

King George

January 2023 -- July 2024 Dispositions

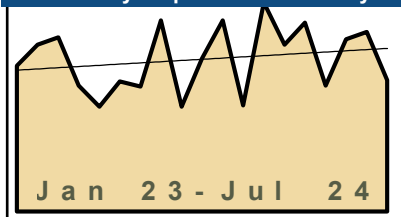
Alexandria and Fairfax Circuit are not Included in State Totals

Dashboard

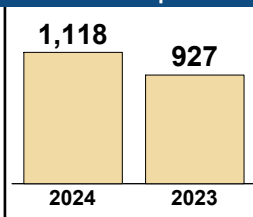
Court: King George Circuit
Start/End Date: Jan-23 / Jul-24
2023 Average Month: 137
Jan-Jul 2023: 927
Dispositions Trending: ▲

Circuit/Court ID: 15 215099
Type of Case: Dispositions
2024 Average Month: 160
Jan-Jul 2024 : 1,118
Overall AVG. Month: 145

Monthly Dispositions Summary



Jan --- Jul Dispositions



Dispositions by Division

Divisions		Jan	Feb	Mar	Apr	May	Jun	Jul	Aug	Sep	Oct	Nov	Dec	Thru Jul	% Change	Total
Total	2024	199	159	180	120	164	171	125	-	-	-	-	-	1,118	21%	1,118
	2023	139	159	166	120	100	124	119	182	100	146	182	101	927	▲	1,638
Civil	2024	14	5	15	22	15	12	6	-	-	-	-	-	89	-6%	89
	2023	9	20	14	18	11	8	15	37	9	20	13	15	95	▼	189
Criminal	2024	88	84	80	27	72	86	44	-	-	-	-	-	481	69%	481
	2023	40	63	51	25	20	45	41	38	30	57	84	39	285	▲	533
Concealed Handgun Permits	2024	77	51	66	49	55	53	61	-	-	-	-	-	412	-1%	412
	2023	65	57	80	59	51	56	48	74	46	55	67	29	416	▼	687
Miscellaneous/ Other	2024	20	19	19	22	22	20	14	-	-	-	-	-	136	4%	136
	2023	25	19	21	18	18	15	15	33	15	14	18	18	131	▲	229

Dispositions by Case Category

Case Categories		Jan	Feb	Mar	Apr	May	Jun	Jul	Aug	Sep	Oct	Nov	Dec	Thru Jul	% Change	Total
Administrative Law	2024	-	-	-	-	-	-	-	-	-	-	-	-	0	-100%	0
	2023	-	1	-	-	-	-	-	1	-	-	-	-	1	▼	2
Capital Murder	2024	-	-	-	-	-	-	-	-	-	-	-	-	0	-100%	0
	2023	-	-	-	-	1	-	-	-	-	-	-	-	1	▼	1
Contested Divorce	2024	1	3	-	2	2	2	-	-	-	-	-	-	10	-23%	10
	2023	3	1	2	4	1	-	2	5	1	-	-	2	13	▼	21
Domestic and Family - Level 1	2024	2	-	2	1	5	1	-	-	-	-	-	-	11	-15%	11
	2023	-	-	2	3	-	2	6	4	-	6	-	3	13	▼	26
Domestic and Family - Level 2	2024	1	-	2	3	-	1	-	-	-	-	-	-	7	250%	7
	2023	1	-	-	-	-	1	-	3	-	1	-	-	2	▲	6
Felonies and Related Matters	2024	57	43	49	18	57	62	19	-	-	-	-	-	305	96%	305
	2023	27	32	27	13	11	22	24	30	24	47	58	20	156	▲	335
General Civil - Level 1	2024	-	-	1	-	-	-	1	-	-	-	-	-	2	100%	2
	2023	-	-	-	-	1	-	-	3	1	-	1	-	1	▲	6
General Civil - Level 2	2024	2	1	4	2	2	3	2	-	-	-	-	-	16	7%	16
	2023	2	2	2	4	2	2	1	5	1	6	2	2	15	▲	31
General Civil - Level 3	2024	3	-	3	4	2	2	-	-	-	-	-	-	14	-50%	14
	2023	1	13	3	4	4	1	2	1	3	-	3	3	28	▼	38
Miscellaneous Civil	2024	87	60	78	57	71	70	70	-	-	-	-	-	493	-2%	493
	2023	81	70	92	71	63	67	58	100	57	65	75	40	502	▼	839
Misdemeanor	2024	29	40	28	8	14	22	22	-	-	-	-	-	163	50%	163
	2023	12	27	21	9	7	21	12	6	3	10	25	17	109	▲	170
Other	2024	7	10	6	13	6	4	4	-	-	-	-	-	50	19%	50
	2023	8	5	9	5	6	4	5	5	4	4	9	6	42	▲	70
Other Criminally Related Matters	2024	2	1	3	1	1	2	3	-	-	-	-	-	13	-32%	13
	2023	1	4	3	3	1	2	5	3	3	1	3	2	19	▼	31
Probates/Wills & Trusts - Level 1	2024	-	-	-	-	-	-	-	-	-	-	-	-	0	0	0
	2023	-	-	-	-	-	-	-	1	-	-	-	1	0	↔	2
Probates/Wills & Trusts - Level 2	2024	-	-	1	-	-	1	-	-	-	-	-	-	2	-33%	2
	2023	-	-	-	-	1	2	-	2	-	-	1	1	3	▼	7
Protective Orders	2024	2	-	-	2	1	-	1	-	-	-	-	-	6	6	6
	2023	-	-	-	-	-	-	-	-	-	1	-	1	0	↔	2
Uncontested Divorce	2024	6	1	3	9	3	1	3	-	-	-	-	-	26	18%	26
	2023	3	4	5	4	2	-	4	13	3	5	5	3	22	▲	51

This report reflects data in the case management system. Numbers will update accordingly as reports are refreshed and posted.

Dashboard		Monthly Dispositions Summary		Jan --- Jul Dispositions					
<p>Court: Lancaster Circuit Start/End Date: Jan-23 / Jul-24 2023 Average Month: 60 Jan-Jul 2023: 461 Dispositions Trending: ↔</p>	<p>Circuit/Court ID: 15 215103 Type of Case: Dispositions 2024 Average Month: 67 Jan-Jul 2024 : 468 Overall AVG. Month: 62</p>	<p style="font-weight: bold; font-size: 1.2em;">Jan 23 - Jul 24</p>		<table border="1" style="margin: auto;"> <tr> <td style="text-align: center; width: 50px;">468</td> <td style="text-align: center; width: 50px;">461</td> </tr> <tr> <td style="text-align: center;">2024</td> <td style="text-align: center;">2023</td> </tr> </table>		468	461	2024	2023
468	461								
2024	2023								

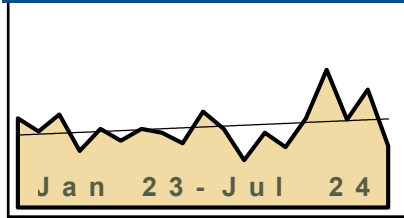
Dispositions by Division																
Divisions		Jan	Feb	Mar	Apr	May	Jun	Jul	Aug	Sep	Oct	Nov	Dec	Thru Jul	% Change	Total
Total	2024	53	77	92	44	53	90	59	-	-	-	-	-	468	2%	468
	2023	74	72	67	69	51	63	65	36	63	42	34	81	461	▲	717
Civil	2024	7	-	5	6	5	10	10	-	-	-	-	-	43	-36%	43
	2023	8	6	10	12	12	13	6	4	8	3	2	5	67	▼	89
Criminal	2024	8	54	58	11	18	55	27	-	-	-	-	-	231	63%	231
	2023	26	27	15	13	14	22	25	14	17	18	13	42	142	▲	246
Concealed Handgun Permits	2024	22	16	23	21	19	13	15	-	-	-	-	-	129	-27%	129
	2023	29	30	28	34	12	20	23	7	28	13	13	28	176	▼	265
Miscellaneous/ Other	2024	16	7	6	6	11	12	7	-	-	-	-	-	65	-13%	65
	2023	11	8	14	10	13	8	11	11	10	8	6	6	75	▼	116
Others	2024	-	-	-	-	-	-	-	-	-	-	-	-	0	-100%	0
	2023	-	1	-	-	-	-	-	-	-	-	-	-	1	▼	1

Dispositions by Case Category																
Case Categories		Jan	Feb	Mar	Apr	May	Jun	Jul	Aug	Sep	Oct	Nov	Dec	Thru Jul	% Change	Total
Administrative Law	2024	-	-	1	-	-	1	-	-	-	-	-	-	2	2	2
	2023	-	-	-	-	-	-	-	-	-	-	-	-	0	↔	0
Capital Murder	2024	-	-	-	-	-	-	-	-	-	-	-	-	0	0	0
	2023	-	-	-	-	-	-	-	-	-	-	2	-	0	↔	2
Contested Divorce	2024	-	-	1	1	1	1	1	-	-	-	-	-	5	67%	5
	2023	1	1	-	-	-	1	-	1	3	1	-	1	3	▲	9
Domestic and Family - Level 1	2024	3	-	1	-	-	3	-	-	-	-	-	-	7	17%	7
	2023	1	-	4	-	1	-	-	-	1	-	1	-	6	▲	8
Domestic and Family - Level 2	2024	-	-	1	-	-	1	1	-	-	-	-	-	3	-25%	3
	2023	1	-	1	1	-	1	-	-	-	-	-	-	4	▼	4
Felonies and Related Matters	2024	7	41	33	7	14	36	25	-	-	-	-	-	163	70%	163
	2023	20	21	12	10	13	2	18	4	7	10	5	30	96	▲	152
General Civil - Level 1	2024	-	-	-	-	-	-	-	-	-	-	-	-	0	-100%	0
	2023	-	-	1	-	-	1	-	-	1	-	-	-	2	▼	3
General Civil - Level 2	2024	5	-	2	2	3	2	1	-	-	-	-	-	15	25%	15
	2023	3	2	3	3	-	1	-	2	3	-	1	2	12	▲	20
General Civil - Level 3	2024	1	-	-	2	1	2	-	-	-	-	-	-	6	-78%	6
	2023	1	2	-	4	11	4	5	-	1	2	-	1	27	▼	31
Miscellaneous Civil	2024	27	22	27	26	29	22	21	-	-	-	-	-	174	-23%	174
	2023	35	36	36	41	21	28	28	18	35	19	17	30	225	▼	344
Misdemeanor	2024	-	12	24	4	4	16	1	-	-	-	-	-	61	69%	61
	2023	5	6	1	2	-	18	4	9	10	6	5	9	36	▲	75
Other	2024	7	1	-	1	1	1	4	-	-	-	-	-	15	-38%	15
	2023	5	2	5	1	4	2	5	-	2	2	1	4	24	▼	33
Other Criminally Related Matters	2024	1	1	1	-	-	3	2	-	-	-	-	-	8	-27%	8
	2023	1	1	2	1	1	2	3	1	-	2	1	4	11	▼	19
Probates/Wills & Trusts - Level 2	2024	-	-	-	-	-	1	1	-	-	-	-	-	2	-50%	2
	2023	1	1	-	1	-	-	1	-	-	-	1	-	4	▼	5
Uncontested Divorce	2024	2	-	1	1	-	1	2	-	-	-	-	-	7	-36%	7
	2023	-	-	2	5	-	3	1	1	-	-	-	-	11	▼	12

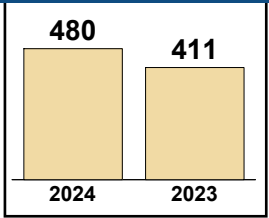
Dashboard

Court: Northumberland Circuit
Circuit/Court ID: 15 215133
Start/End Date: Jan-23 / Jul-24
Type of Case: Dispositions
2023 Average Month: 57
2024 Average Month: 69
Jan-Jul 2023: 411
Jan-Jul 2024 : 480
Dispositions Trending: ▲
Overall AVG. Month: 61

Monthly Dispositions Summary



Jan --- Jul Dispositions



Dispositions by Division

Divisions		Jan	Feb	Mar	Apr	May	Jun	Jul	Aug	Sep	Oct	Nov	Dec	Thru Jul	% Change	Total
Total	2024	57	46	68	105	67	90	47	-	-	-	-	-	480	17%	480
	2023	68	58	71	43	60	51	60	57	49	73	60	36	411	▲	686
Civil	2024	7	7	11	13	12	17	9	14	13	13	10	1	76	33%	76
	2023	6	10	6	15	10	7	3	14	13	13	10	1	57	▲	108
Criminal	2024	23	9	12	32	15	14	15	-	-	-	-	-	120	-8%	120
	2023	22	26	16	7	24	18	17	22	12	29	16	18	130	▼	227
Concealed Handgun Permits	2024	23	27	36	18	33	19	20	-	-	-	-	-	176	-10%	176
	2023	38	21	44	17	21	22	32	19	18	26	28	14	195	▼	300
Miscellaneous/ Other	2024	3	3	9	42	7	40	3	-	-	-	-	-	107	269%	107
	2023	2	1	5	4	5	4	8	2	6	5	5	3	29	▲	50
Others	2024	1	-	-	-	-	-	-	-	-	-	-	-	1	1	1
	2023	-	-	-	-	-	-	-	-	-	-	1	-	0	↔	1

Dispositions by Case Category

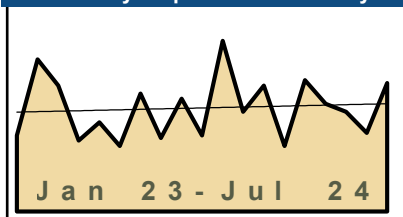
Case Categories		Jan	Feb	Mar	Apr	May	Jun	Jul	Aug	Sep	Oct	Nov	Dec	Thru Jul	% Change	Total
Administrative Law	2024	-	-	-	-	-	1	-	-	-	-	-	-	1	1	1
	2023	-	-	-	-	-	-	-	-	-	1	-	-	0	↔	1
Capital Murder	2024	-	-	-	-	-	-	-	-	-	-	-	-	0	0	0
	2023	-	-	-	-	-	-	-	-	-	1	-	-	0	↔	1
Contested Divorce	2024	-	1	-	-	2	-	-	-	-	-	-	-	3	-40%	3
	2023	1	1	-	-	2	-	1	-	2	2	-	-	5	▼	9
Domestic and Family - Level 1	2024	-	-	-	-	-	1	-	-	-	-	-	-	1	-89%	1
	2023	2	-	1	-	4	1	1	1	6	2	-	-	9	▼	18
Domestic and Family - Level 2	2024	-	-	1	-	-	1	-	-	-	-	-	-	2	100%	2
	2023	-	-	-	1	-	-	-	-	-	-	-	-	1	▲	1
Felonies and Related Matters	2024	23	7	10	29	11	12	13	-	-	-	-	-	105	9%	105
	2023	16	21	13	2	19	15	10	7	6	25	13	17	96	▲	164
General Civil	2024	-	-	-	17	-	16	-	-	-	-	-	-	33	33	33
	2023	-	-	-	-	-	-	-	-	-	-	-	-	0	↔	0
General Civil - Level 1	2024	-	-	-	2	-	-	-	-	-	-	-	-	2	2	2
	2023	-	-	-	-	-	-	-	-	-	-	2	-	0	↔	2
General Civil - Level 2	2024	1	2	3	5	3	-	5	-	-	-	-	-	19	73%	19
	2023	-	2	2	4	2	1	-	1	-	2	-	1	11	▲	15
General Civil - Level 3	2024	4	-	1	6	1	7	1	-	-	-	-	-	20	11%	20
	2023	1	6	2	3	3	3	-	5	-	3	4	-	18	▲	30
Miscellaneous Civil	2024	25	30	49	40	39	44	22	-	-	-	-	-	249	11%	249
	2023	40	22	49	21	25	27	40	25	24	31	32	16	224	▲	352
Misdemeanor	2024	-	1	-	1	3	2	2	-	-	-	-	-	9	-63%	9
	2023	5	4	1	3	3	2	6	12	4	3	1	1	24	▼	45
Other	2024	2	1	-	1	3	1	-	-	-	-	-	-	8	700%	8
	2023	-	-	-	1	-	-	-	-	-	-	3	-	1	▲	4
Other Criminally Related Matters	2024	-	1	2	2	2	-	-	-	-	-	-	-	7	-30%	7
	2023	1	1	2	2	2	1	1	3	3	-	2	-	10	▼	18
Probates/Wills & Trusts - Level 1	2024	-	-	1	-	-	-	-	-	-	-	-	-	1	1	1
	2023	-	-	-	-	-	-	-	-	-	-	-	-	0	↔	0
Probates/Wills & Trusts - Level 2	2024	1	1	-	1	-	3	-	-	-	-	-	-	6	500%	6
	2023	-	-	-	1	-	-	-	-	-	-	-	-	1	▲	1
Uncontested Divorce	2024	1	2	1	1	3	2	4	-	-	-	-	-	14	27%	14
	2023	2	1	1	5	-	1	1	3	4	3	3	1	11	▲	25

Dashboard

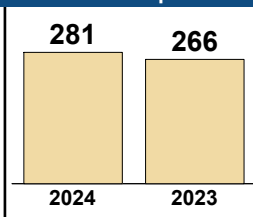
Court: Richmond County Circuit
Start/End Date: Jan-23 / Jul-24
2023 Average Month: 39
Jan-Jul 2023: 266
Dispositions Trending: ▲

Circuit/Court ID: 15 215159
Type of Case: Dispositions
2024 Average Month: 40
Jan-Jul 2024 : 281
Overall AVG. Month: 39

Monthly Dispositions Summary



Jan --- Jul Dispositions



Dispositions by Division

Divisions		Jan	Feb	Mar	Apr	May	Jun	Jul	Aug	Sep	Oct	Nov	Dec	Thru Jul	% Change	Total
Total	2024	48	25	50	41	38	30	49	-	-	-	-	-	281	6%	281
	2023	29	58	48	27	34	25	45	28	43	29	65	38	266	▲	469
Civil	2024	1	2	2	4	-	5	13	-	-	3	4	-	27	-7%	27
	2023	2	4	4	5	2	2	10	3	2	3	4	9	29	▼	50
Criminal	2024	33	1	20	16	11	13	16	-	-	-	-	-	110	24%	110
	2023	10	17	22	3	14	7	16	14	27	6	43	20	89	▲	199
Concealed Handgun Permits	2024	10	18	25	18	26	10	15	-	-	-	-	-	122	-2%	122
	2023	16	32	19	16	16	13	13	8	13	12	7	8	125	▼	173
Miscellaneous/ Other	2024	4	4	3	3	1	2	5	-	-	-	-	-	22	-4%	22
	2023	1	5	3	3	2	3	6	3	1	8	11	1	23	▼	47

Dispositions by Case Category

Case Categories		Jan	Feb	Mar	Apr	May	Jun	Jul	Aug	Sep	Oct	Nov	Dec	Thru Jul	% Change	Total
Administrative Law	2024	-	-	-	-	-	-	-	-	-	-	-	1	0	0	0
	2023	-	-	-	-	-	-	-	-	-	-	-	-	0	↔	1
Contested Divorce	2024	-	-	1	1	-	2	2	-	-	-	-	-	6	500%	6
	2023	-	-	1	-	-	-	-	1	-	-	-	1	1	▲	3
Domestic and Family - Level 1	2024	-	-	-	-	-	-	2	-	-	-	-	-	2	0%	2
	2023	-	2	-	-	-	-	-	1	-	1	1	1	2	↔	6
Domestic and Family - Level 2	2024	1	-	-	-	-	-	-	-	-	-	-	-	1	1	1
	2023	-	-	-	-	-	-	-	-	-	-	-	-	0	↔	0
Felonies and Related Matters	2024	26	1	14	10	10	10	8	-	-	-	-	-	79	46%	79
	2023	4	12	16	2	9	3	8	10	15	2	33	12	54	▲	126
General Civil - Level 1	2024	-	-	-	-	-	-	-	-	-	-	-	-	0	-100%	0
	2023	-	-	-	-	-	-	1	-	-	-	-	-	1	▼	1
General Civil - Level 2	2024	-	-	1	-	-	1	3	-	-	-	-	-	5	0%	5
	2023	-	-	1	-	-	1	3	-	1	2	-	1	5	↔	9
General Civil - Level 3	2024	-	-	-	1	-	1	3	-	-	-	-	-	5	67%	5
	2023	-	1	-	-	1	-	1	1	-	-	-	-	3	▲	4
Miscellaneous Civil	2024	12	22	28	21	27	12	20	-	-	-	-	-	142	1%	142
	2023	17	35	22	18	18	15	16	11	14	18	13	9	141	▲	206
Misdemeanor	2024	7	-	4	6	-	3	7	-	-	-	-	-	27	4%	27
	2023	5	3	4	-	5	3	6	2	12	1	7	6	26	▲	54
Other	2024	2	-	-	-	-	-	-	-	-	-	-	-	2	-71%	2
	2023	-	2	-	2	-	1	2	-	-	1	5	1	7	▼	14
Other Criminally Related Matters	2024	-	-	2	-	1	-	1	-	-	-	-	-	4	-60%	4
	2023	2	2	2	1	-	1	2	2	-	3	3	2	10	▼	20
Probates/Wills & Trusts - Level 1	2024	-	-	-	-	-	-	-	-	-	-	-	-	0	0	0
	2023	-	-	-	-	-	-	-	-	-	-	-	1	0	↔	1
Probates/Wills & Trusts - Level 2	2024	-	-	-	-	-	-	-	-	-	-	-	-	0	-100%	0
	2023	-	1	-	-	-	-	-	-	-	-	-	1	1	▼	2
Uncontested Divorce	2024	-	2	-	2	-	1	3	-	-	-	-	-	8	-47%	8
	2023	1	-	2	4	1	1	6	-	1	1	1	4	15	▼	22

CPSS-CCMS-10.11 CASELOAD STATISTICS OF THE CIRCUIT COURTS

January 2023 -- July 2024 Dispositions

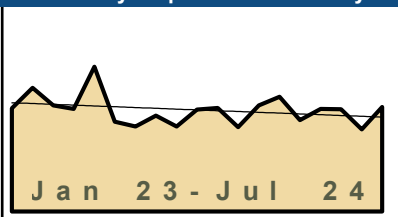
Alexandria and Fairfax Circuit are not Included in State Totals

Dashboard

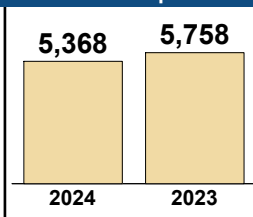
Court: Spotsylvania Circuit
Start/End Date: Jan-23 / Jul-24
2023 Average Month: 779
Jan-Jul 2023: 5,758
Dispositions Trending: ▼

Circuit/Court ID: 15 215177
Type of Case: Dispositions
2024 Average Month: 767
Jan-Jul 2024 : 5,368
Overall AVG. Month: 774

Monthly Dispositions Summary



Jan --- Jul Dispositions



Dispositions by Division

Divisions		Jan	Feb	Mar	Apr	May	Jun	Jul	Aug	Sep	Oct	Nov	Dec	Thru Jul	% Change	Total
Total	2024	810	874	697	783	780	627	797	-	-	-	-	-	5,368	-7%	5,368
	2023	788	943	809	783	1,104	684	647	731	648	777	789	642	5,758	▼	9,345
Civil	2024	80	92	51	80	68	80	79	-	-	-	-	-	530	-28%	530
	2023	101	74	60	81	232	114	79	73	73	69	96	79	741	▼	1,131
Criminal	2024	276	354	327	337	338	272	361	-	-	-	-	-	2,265	21%	2,265
	2023	216	232	288	290	356	274	221	333	268	306	302	323	1,877	▲	3,409
Concealed Handgun Permits	2024	326	320	225	244	250	180	259	-	-	-	-	-	1,804	-22%	1,804
	2023	348	532	324	315	329	199	254	193	190	297	294	155	2,301	▼	3,430
Miscellaneous/ Other	2024	127	107	93	122	124	95	96	-	-	-	-	-	764	-9%	764
	2023	123	105	135	97	186	97	93	132	117	104	97	85	836	▼	1,371
Others	2024	1	1	1	-	-	-	2	-	-	-	-	-	5	67%	5
	2023	-	-	2	-	1	-	-	-	-	1	-	-	3	▲	4

Dispositions by Case Category

Case Categories		Jan	Feb	Mar	Apr	May	Jun	Jul	Aug	Sep	Oct	Nov	Dec	Thru Jul	% Change	Total
Administrative Law	2024	2	3	1	-	-	1	1	-	-	-	-	-	8	33%	8
	2023	1	-	-	-	3	1	1	1	1	-	-	-	6	▲	8
Capital Murder	2024	-	-	-	-	1	1	-	-	-	-	-	-	2	2	2
	2023	-	-	-	-	-	-	-	-	-	-	1	-	0	↔	1
Contested Divorce	2024	9	9	10	12	8	15	8	-	-	-	-	-	71	-28%	71
	2023	8	10	7	6	35	19	13	12	3	6	8	7	98	▼	134
Domestic and Family - Level 1	2024	9	23	11	9	3	7	11	-	-	-	-	-	73	-57%	73
	2023	33	2	18	46	13	41	16	19	27	13	29	35	169	▼	292
Domestic and Family - Level 2	2024	5	5	3	4	8	6	5	-	-	-	-	-	36	0%	36
	2023	13	1	4	1	8	7	2	5	2	2	1	8	36	↔	54
Felonies and Related Matters	2024	202	261	208	221	228	192	236	-	-	-	-	-	1,548	18%	1,548
	2023	156	163	195	217	237	180	167	243	172	202	220	212	1,315	▲	2,364
General Civil - Level 1	2024	-	1	-	-	2	-	3	-	-	-	-	-	6	100%	6
	2023	-	2	-	-	1	-	-	2	-	-	-	1	3	▲	6
General Civil - Level 2	2024	16	19	9	27	26	14	22	-	-	-	-	-	133	-6%	133
	2023	12	17	12	10	61	16	14	10	18	17	19	8	142	▼	214
General Civil - Level 3	2024	12	6	5	8	3	6	4	-	-	-	-	-	44	-37%	44
	2023	7	13	6	5	26	4	9	3	4	14	10	6	70	▼	107
Miscellaneous Civil	2024	387	384	284	317	325	237	319	-	-	-	-	-	2,253	-17%	2,253
	2023	405	580	391	369	426	250	307	253	256	347	340	203	2,728	▼	4,127
Misdemeanor	2024	67	76	99	101	99	71	112	-	-	-	-	-	625	39%	625
	2023	47	60	69	61	93	77	42	80	76	85	72	102	449	▲	864
Other	2024	65	43	31	49	45	33	37	-	-	-	-	-	303	-23%	303
	2023	65	57	68	40	80	46	37	70	49	55	49	38	393	▼	654
Other Criminally Related Matters	2024	7	17	20	15	11	8	13	-	-	-	-	-	91	-21%	91
	2023	13	10	24	12	27	17	12	11	20	19	9	9	115	▼	183
Probates/Wills & Trusts - Level 1	2024	-	-	-	-	-	-	-	-	-	-	-	-	0	-100%	0
	2023	-	1	-	-	1	-	1	-	-	-	-	-	3	▼	3
Probates/Wills & Trusts - Level 2	2024	4	4	3	1	1	2	1	-	-	-	-	-	16	-48%	16
	2023	2	1	4	3	12	6	3	2	4	6	4	2	31	▼	49
Uncontested Divorce	2024	25	23	13	19	20	34	25	-	-	-	-	-	159	-21%	159
	2023	26	26	11	13	81	20	23	20	16	11	26	12	200	▼	285

Dashboard		Monthly Dispositions Summary		Jan --- Jul Dispositions					
<p>Court: Stafford Circuit Start/End Date: Jan-23 / Jul-24 2023 Average Month: 613 Jan-Jul 2023: 4,306 Dispositions Trending: ▲</p>	<p>Circuit/Court ID: 15 215179 Type of Case: Dispositions 2024 Average Month: 677 Jan-Jul 2024 : 4,740 Overall AVG. Month: 637</p>			<table border="1" style="margin: auto;"> <tr> <td style="text-align: center; width: 50px;">4,740</td> <td style="text-align: center; width: 50px;">4,306</td> </tr> <tr> <td style="text-align: center;">2024</td> <td style="text-align: center;">2023</td> </tr> </table>		4,740	4,306	2024	2023
4,740	4,306								
2024	2023								

Dispositions by Division																
Divisions		Jan	Feb	Mar	Apr	May	Jun	Jul	Aug	Sep	Oct	Nov	Dec	Thru Jul	% Change	Total
Total	2024	664	753	758	710	618	683	554	-	-	-	-	-	4,740	10%	4,740
	2023	775	574	749	677	506	530	495	783	582	640	526	520	4,306	▲	7,357
Civil	2024	43	30	57	45	60	31	49	-	-	-	-	-	315	0%	315
	2023	48	38	38	78	42	38	33	53	43	50	36	47	315	↔	544
Criminal	2024	300	313	401	325	281	388	238	-	-	-	-	-	2,246	20%	2,246
	2023	318	245	291	286	182	281	267	314	311	270	220	227	1,870	▲	3,212
Concealed Handgun Permits	2024	238	348	253	287	195	213	215	-	-	-	-	-	1,749	0%	1,749
	2023	351	252	366	248	236	153	136	356	169	277	220	197	1,742	▲	2,961
Miscellaneous/ Other	2024	83	62	47	53	82	51	52	-	-	-	-	-	430	13%	430
	2023	58	39	54	65	46	58	59	60	59	43	50	49	379	▲	640

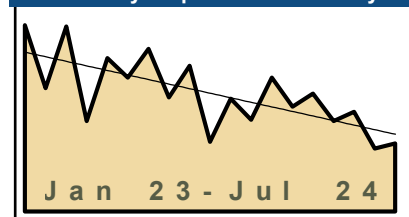
Dispositions by Case Category																
Case Categories		Jan	Feb	Mar	Apr	May	Jun	Jul	Aug	Sep	Oct	Nov	Dec	Thru Jul	% Change	Total
Administrative Law	2024	2	-	1	-	-	-	-	-	-	-	-	-	3	0%	3
	2023	2	-	-	1	-	-	-	-	1	1	-	-	3	↔	5
Capital Murder	2024	1	1	-	-	-	-	-	-	-	-	-	-	2	100%	2
	2023	-	1	-	-	-	-	-	-	-	-	-	-	1	▲	1
Contested Divorce	2024	2	-	12	5	6	3	3	-	-	-	-	-	31	-40%	31
	2023	7	5	4	15	8	5	8	11	7	9	7	9	52	▼	95
Domestic and Family - Level 1	2024	2	4	5	2	3	1	7	-	-	-	-	-	24	-31%	24
	2023	6	4	3	3	9	2	8	7	8	5	4	2	35	▼	61
Domestic and Family - Level 2	2024	12	3	6	4	4	5	5	-	-	-	-	-	39	5%	39
	2023	6	8	2	7	5	2	7	2	5	2	2	7	37	▲	55
Felonies and Related Matters	2024	196	205	255	225	199	257	169	-	-	-	-	-	1,506	20%	1,506
	2023	203	170	193	210	122	179	183	207	196	193	154	143	1,260	▲	2,153
General Civil - Level 1	2024	1	-	-	1	-	2	2	-	-	-	-	-	6	200%	6
	2023	-	-	-	1	1	-	-	2	-	-	-	2	2	▲	6
General Civil - Level 2	2024	12	12	9	7	24	7	14	-	-	-	-	-	85	47%	85
	2023	7	10	13	12	10	4	2	12	6	5	11	10	58	▲	102
General Civil - Level 3	2024	2	1	6	13	5	5	4	-	-	-	-	-	36	44%	36
	2023	3	1	2	7	3	8	1	8	1	7	2	5	25	▲	48
Miscellaneous Civil	2024	316	409	297	336	272	262	262	-	-	-	-	-	2,154	3%	2,154
	2023	408	289	418	309	277	208	191	413	226	319	268	243	2,100	▲	3,569
Misdemeanor	2024	83	76	120	85	60	97	58	-	-	-	-	-	579	21%	579
	2023	99	57	76	55	44	79	67	88	104	60	46	77	477	▲	852
Other	2024	1	-	1	-	-	-	1	-	-	-	-	-	3	-40%	3
	2023	-	1	1	1	-	2	-	-	1	-	-	-	5	▼	6
Other Criminally Related Matters	2024	21	31	27	15	22	34	13	-	-	-	-	-	163	18%	163
	2023	16	17	24	22	17	24	18	19	12	22	20	8	138	▲	219
Probates/Wills & Trusts - Level 2	2024	-	-	-	1	-	-	1	-	-	-	-	-	2	-80%	2
	2023	3	-	-	1	-	5	1	2	4	-	-	1	10	▼	17
Uncontested Divorce	2024	13	11	19	16	23	10	15	-	-	-	-	-	107	4%	107
	2023	15	11	13	33	10	12	9	12	11	17	10	15	103	▲	168

Dashboard

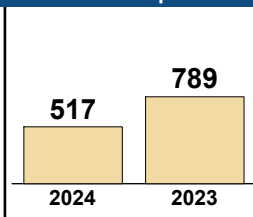
Court: Westmoreland Circuit
Start/End Date: Jan-23 / Jul-24
2023 Average Month: 100
Jan-Jul 2023: 789
Dispositions Trending: ▼

Circuit/Court ID: 15 215193
Type of Case: Dispositions
2024 Average Month: 74
Jan-Jul 2024 : 517
Overall AVG. Month: 90

Monthly Dispositions Summary



Jan --- Jul Dispositions



Dispositions by Division

Divisions		Jan	Feb	Mar	Apr	May	Jun	Jul	Aug	Sep	Oct	Nov	Dec	Thru Jul	% Change	Total
Total	2024	102	80	90	69	76	48	52	-	-	-	-	-	517	-34%	517
	2023	142	94	141	69	117	102	124	87	111	53	86	70	789	▼	1,196
Civil	2024	7	4	4	7	7	4	1	-	-	-	-	-	34	-61%	34
	2023	7	14	12	7	16	13	18	8	7	7	11	2	87	▼	122
Criminal	2024	33	26	28	30	38	23	25	-	-	-	-	-	203	-46%	203
	2023	75	43	64	37	39	52	69	55	45	20	40	38	379	▼	577
Concealed Handgun Permits	2024	58	45	50	30	27	20	25	-	-	-	-	-	255	-3%	255
	2023	50	36	58	21	36	30	31	18	48	24	29	25	262	▼	406
Miscellaneous/ Other	2024	4	5	7	2	4	1	1	-	-	-	-	-	24	-61%	24
	2023	10	1	7	4	26	7	6	6	11	2	6	5	61	▼	91
Others	2024	-	-	1	-	-	-	-	-	-	-	-	-	1	1	1
	2023	-	-	-	-	-	-	-	-	-	-	-	-	0	↔	0

Dispositions by Case Category

Case Categories		Jan	Feb	Mar	Apr	May	Jun	Jul	Aug	Sep	Oct	Nov	Dec	Thru Jul	% Change	Total
Administrative Law	2024	-	-	-	-	-	-	-	-	-	-	-	-	0	-100%	0
	2023	-	1	-	-	-	-	-	-	-	-	-	-	1	▼	1
Contested Divorce	2024	-	-	3	-	2	1	-	-	-	-	-	-	6	-40%	6
	2023	2	1	2	-	1	3	1	-	1	-	3	-	10	▼	14
Domestic and Family - Level 1	2024	3	-	-	7	2	2	-	-	-	-	-	-	14	-22%	14
	2023	4	4	1	2	1	2	4	4	2	1	3	-	18	▼	28
Domestic and Family - Level 2	2024	-	-	-	-	-	-	-	-	-	-	-	-	0	-100%	0
	2023	-	-	-	-	-	1	-	-	1	-	1	-	1	▼	3
Felonies and Related Matters	2024	30	22	23	15	32	10	17	-	-	-	-	-	149	-44%	149
	2023	39	29	43	22	33	43	59	39	27	7	27	31	268	▼	399
General Civil - Level 1	2024	-	-	-	-	-	-	-	-	-	-	-	-	0	-100%	0
	2023	-	-	-	-	1	-	-	-	-	1	1	-	1	▼	3
General Civil - Level 2	2024	1	-	1	-	1	-	-	-	-	-	-	-	3	-83%	3
	2023	1	1	2	2	8	2	2	1	-	3	2	1	18	▼	25
General Civil - Level 3	2024	-	2	1	-	-	-	-	-	-	-	-	-	3	-85%	3
	2023	1	2	4	1	4	4	4	2	-	-	2	-	20	▼	24
Miscellaneous Civil	2024	61	50	54	32	30	21	26	-	-	-	-	-	274	-11%	274
	2023	58	37	64	25	53	34	36	23	59	26	33	30	307	▼	478
Misdemeanor	2024	3	3	3	3	4	6	5	-	-	-	-	-	27	-66%	27
	2023	25	10	8	13	5	4	15	16	17	10	9	7	80	▼	139
Other	2024	-	-	3	-	-	-	-	-	-	-	-	-	3	3	3
	2023	-	-	-	-	-	-	-	-	-	1	1	-	0	↔	2
Other Criminally Related Matters	2024	-	1	2	12	2	7	3	-	-	-	-	-	27	-25%	27
	2023	11	4	13	2	1	5	-	-	1	3	4	-	36	▼	44
Probates/Wills & Trusts - Level 2	2024	-	-	-	-	-	-	-	-	-	-	-	-	0	-100%	0
	2023	-	1	-	1	2	-	-	-	1	-	-	-	4	▼	5
Uncontested Divorce	2024	4	2	-	-	3	1	1	-	-	-	-	-	11	-56%	11
	2023	1	4	4	1	8	4	3	2	2	1	-	1	25	▼	31

CPSS-CCMS-10.11 CASELOAD STATISTICS OF THE CIRCUIT COURTS

Fredericksburg

January 2023 -- July 2024 Dispositions

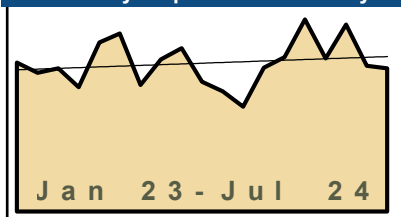
Alexandria and Fairfax Circuit are not Included in State Totals

Dashboard

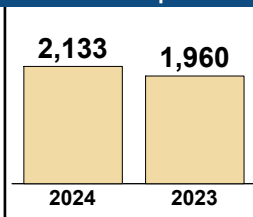
Court: Fredericksburg Circuit
Start/End Date: Jan-23 / Jul-24
2023 Average Month: 270
Jan-Jul 2023: 1,960
Dispositions Trending: ▲

Circuit/Court ID: 15 215630
Type of Case: Dispositions
2024 Average Month: 305
Jan-Jul 2024 : 2,133
Overall AVG. Month: 283

Monthly Dispositions Summary



Jan --- Jul Dispositions



Dispositions by Division

Divisions		Jan	Feb	Mar	Apr	May	Jun	Jul	Aug	Sep	Oct	Nov	Dec	Thru Jul	% Change	Total
Total	2024	274	294	366	292	356	278	273	-	-	-	-	-	2,133	9%	2,133
	2023	284	264	273	237	322	339	241	290	311	247	229	200	1,960	▲	3,237
Civil	2024	43	41	47	58	40	39	54	-	-	-	-	-	322	-13%	322
	2023	46	60	54	47	45	63	54	47	54	36	52	38	369	▼	596
Criminal	2024	158	168	236	161	235	172	156	-	-	-	-	-	1,286	23%	1,286
	2023	145	135	131	138	186	192	116	163	179	148	102	94	1,043	▲	1,729
Concealed Handgun Permits	2024	33	40	25	29	29	24	18	-	-	-	-	-	198	-6%	198
	2023	30	35	29	26	39	22	29	22	29	15	34	22	210	▼	332
Miscellaneous/ Other	2024	40	44	58	44	52	42	44	-	-	-	-	-	324	-4%	324
	2023	61	34	59	26	52	62	42	58	47	48	41	46	336	▼	576
Others	2024	-	1	-	-	-	1	1	-	-	-	-	-	3	50%	3
	2023	2	-	-	-	-	-	-	-	2	-	-	-	2	▲	4

Dispositions by Case Category


Case Categories		Jan	Feb	Mar	Apr	May	Jun	Jul	Aug	Sep	Oct	Nov	Dec	Thru Jul	% Change	Total
Administrative Law	2024	-	-	-	-	-	-	-	-	-	-	-	-	0	-100%	0
	2023	1	-	-	1	-	-	-	-	-	1	1	2	2	▼	6
Capital Murder	2024	-	-	-	-	-	-	-	-	-	-	-	-	0	-100%	0
	2023	-	2	-	-	-	-	-	-	-	-	-	-	2	▼	2
Contested Divorce	2024	3	7	3	4	4	-	5	-	-	-	-	-	26	-37%	26
	2023	7	4	4	6	6	3	11	4	9	4	7	5	41	▼	70
Domestic and Family - Level 1	2024	1	1	-	11	-	1	8	-	-	-	-	-	22	-65%	22
	2023	11	26	15	1	2	5	2	9	3	3	6	3	62	▼	86
Domestic and Family - Level 2	2024	11	6	9	6	11	10	15	-	-	-	-	-	68	8%	68
	2023	3	7	7	10	13	14	9	11	10	5	12	3	63	▲	104
Felonies and Related Matters	2024	102	97	141	97	138	92	90	-	-	-	-	-	757	12%	757
	2023	104	81	92	95	106	125	74	113	126	101	63	71	677	▲	1,151
General Civil - Level 1	2024	1	-	-	2	2	1	1	-	-	-	-	-	7	-13%	7
	2023	2	1	1	1	-	2	1	-	2	1	2	1	8	▼	14
General Civil - Level 2	2024	12	10	16	15	9	7	8	-	-	-	-	-	77	7%	77
	2023	7	6	15	8	14	11	11	8	12	8	8	10	72	▲	118
General Civil - Level 3	2024	5	1	2	2	4	3	4	-	-	-	-	-	21	-46%	21
	2023	7	8	4	4	5	8	3	6	1	3	2	5	39	▼	56
Miscellaneous Civil	2024	48	53	43	44	42	46	32	-	-	-	-	-	308	-13%	308
	2023	59	55	52	35	57	55	40	42	55	32	49	45	353	▼	576
Misdemeanor	2024	49	64	87	54	87	75	57	-	-	-	-	-	473	49%	473
	2023	34	46	31	40	75	51	40	42	48	35	37	19	317	▲	498
Other	2024	22	34	44	27	39	20	33	-	-	-	-	-	219	24%	219
	2023	27	8	34	15	31	32	30	34	22	30	25	23	177	▲	311
Other Criminally Related Matters	2024	8	7	9	11	10	6	10	-	-	-	-	-	61	27%	61
	2023	7	6	8	3	5	17	2	8	5	12	3	4	48	▲	80
Probates/Wills & Trusts - Level 1	2024	-	-	-	-	-	-	-	-	-	-	-	-	0	-100%	0
	2023	-	-	-	-	-	-	1	1	-	-	-	-	1	▼	2
Probates/Wills & Trusts - Level 2	2024	1	-	1	-	-	-	1	-	-	-	-	-	3	-75%	3
	2023	2	2	1	5	-	1	1	1	1	1	-	-	12	▼	15
Uncontested Divorce	2024	11	14	11	19	10	17	9	-	-	-	-	-	91	6%	91
	2023	13	12	9	13	8	15	16	11	17	11	14	9	86	▲	148

This report reflects data in the case management system. Numbers will update accordingly as reports are refreshed and posted.

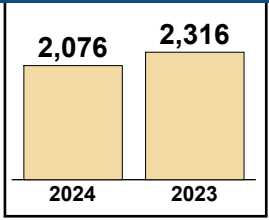
Dashboard

Court: Albemarle Circuit **Circuit/Court ID:** 16 216003
Start/End Date: Jan-23 / Jul-24 **Type of Case:** Dispositions
2023 Average Month: 323 **2024 Average Month:** 297
Jan-Jul 2023: 2,316 **Jan-Jul 2024 :** 2,076
Dispositions Trending: ▼ **Overall AVG. Month:** 313

Monthly Dispositions Summary



Jan --- Jul Dispositions



Dispositions by Division

Divisions		Jan	Feb	Mar	Apr	May	Jun	Jul	Aug	Sep	Oct	Nov	Dec	Thru Jul	% Change	Total
Total	2024	326	315	308	350	303	213	261	-	-	-	-	-	2,076	-10%	2,076
	2023	357	325	425	354	272	343	240	339	280	374	224	346	2,316	▼	3,879
Civil	2024	61	40	60	46	40	56	39	-	-	-	-	-	342	-30%	342
	2023	68	46	145	61	67	58	47	64	72	68	35	60	492	▼	791
Criminal	2024	32	51	30	62	64	21	35	-	-	-	-	-	295	-23%	295
	2023	61	65	37	71	31	84	36	49	75	98	25	29	385	▼	661
Concealed Handgun Permits	2024	90	101	111	114	73	47	85	-	-	-	-	-	621	-12%	621
	2023	109	126	114	132	68	91	67	108	49	116	33	104	707	▼	1,117
Miscellaneous/ Other	2024	143	123	106	128	125	88	102	-	-	-	-	-	815	13%	815
	2023	118	87	129	89	104	107	89	118	84	92	130	153	723	▲	1,300
Others	2024	-	-	1	-	1	1	-	-	-	-	-	-	3	-67%	3
	2023	1	1	-	1	2	3	1	-	-	-	1	-	9	▼	10

Dispositions by Case Category

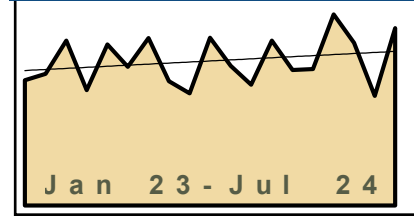
Case Categories		Jan	Feb	Mar	Apr	May	Jun	Jul	Aug	Sep	Oct	Nov	Dec	Thru Jul	% Change	Total
Administrative Law	2024	-	-	1	-	-	-	-	-	-	-	-	-	1	-67%	1
	2023	-	-	1	-	1	-	1	-	1	-	1	-	3	▼	5
Capital Murder	2024	-	-	-	-	-	1	-	-	-	-	-	-	1	0%	1
	2023	-	-	-	-	1	-	-	1	-	-	-	-	1	↔	2
Contested Divorce	2024	11	2	13	3	4	3	5	-	-	-	-	-	41	-18%	41
	2023	5	4	24	3	9	4	1	4	16	11	4	5	50	▼	90
Domestic and Family - Level 1	2024	7	10	3	8	1	7	2	-	-	-	-	-	38	-54%	38
	2023	16	13	16	11	6	15	5	10	3	4	3	5	82	▼	107
Domestic and Family - Level 2	2024	4	6	4	6	-	5	2	-	-	-	-	-	27	-25%	27
	2023	6	5	10	4	3	7	1	4	6	5	3	6	36	▼	60
Felonies and Related Matters	2024	25	40	23	42	48	15	23	-	-	-	-	-	216	-32%	216
	2023	50	49	33	57	28	69	33	34	66	77	24	26	319	▼	546
General Civil - Level 1	2024	-	-	1	1	4	2	2	-	-	-	-	-	10	67%	10
	2023	1	-	1	2	-	1	1	4	3	-	-	2	6	▲	15
General Civil - Level 2	2024	10	7	3	7	14	19	11	-	-	-	-	-	71	-39%	71
	2023	14	10	39	13	12	9	19	16	10	13	11	20	116	▼	186
General Civil - Level 3	2024	11	10	9	8	3	3	4	-	-	-	-	-	48	4%	48
	2023	7	6	14	11	5	1	2	4	1	9	3	4	46	▲	67
Miscellaneous Civil	2024	119	139	144	152	108	77	125	-	-	-	-	-	864	-12%	864
	2023	146	140	174	165	107	145	109	153	83	153	73	131	986	▼	1,579
Misdemeanor	2024	6	10	5	18	13	5	11	-	-	-	-	-	68	17%	68
	2023	11	13	4	10	2	15	3	11	8	15	1	1	58	▲	94
Other	2024	115	80	67	83	88	59	60	-	-	-	-	-	552	26%	552
	2023	81	70	65	55	67	56	45	72	47	50	84	116	439	▲	808
Other Criminally Related Matters	2024	1	1	2	2	3	-	1	-	-	-	-	-	10	0%	10
	2023	-	3	1	4	-	2	-	3	1	6	-	2	10	↔	22
Probates/Wills & Trusts - Level 1	2024	-	-	1	-	-	-	-	-	-	-	-	-	1	-75%	1
	2023	-	-	-	-	-	2	1	1	-	2	-	1	4	▼	8
Probates/Wills & Trusts - Level 2	2024	7	1	2	4	3	3	2	-	-	-	-	-	22	-21%	22
	2023	6	5	6	3	2	4	2	9	3	7	1	2	28	▼	50
Protective Orders	2024	1	-	-	-	1	-	-	-	-	-	-	-	2	0%	2
	2023	-	-	-	-	-	2	-	-	-	-	-	-	2	↔	2
Uncontested Divorce	2024	9	9	30	16	13	14	13	-	-	-	-	-	104	-20%	104
	2023	14	7	37	16	27	12	17	14	30	24	15	25	130	▼	238

Dashboard

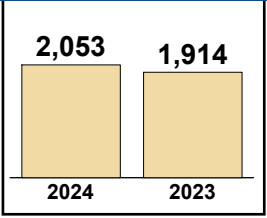
Court: Culpeper Circuit
Start/End Date: Jan-23 / Jul-24
2023 Average Month: 265
Jan-Jul 2023: 1,914
Dispositions Trending: ▲

Circuit/Court ID: 16 216047
Type of Case: Dispositions
2024 Average Month: 293
Jan-Jul 2024 : 2,053
Overall AVG. Month: 275

Monthly Dispositions Summary



Jan --- Jul Dispositions



Dispositions by Division

Divisions		Jan	Feb	Mar	Apr	May	Jun	Jul	Aug	Sep	Oct	Nov	Dec	Thru Jul	% Change	Total
Total	2024	314	258	260	364	310	209	338	-	-	-	-	-	2,053	7%	2,053
	2023	239	251	314	220	307	264	319	237	214	320	266	230	1,914	▲	3,181
Civil	2024	26	38	33	54	73	33	46	-	-	-	-	-	303	4%	303
	2023	44	32	42	55	48	27	42	34	35	44	57	33	290	▲	493
Criminal	2024	132	150	103	147	125	101	140	-	-	-	-	-	898	9%	898
	2023	87	111	110	82	143	123	165	110	104	155	121	98	821	▲	1,409
Concealed Handgun Permits	2024	126	46	101	133	74	56	111	-	-	-	-	-	647	1%	647
	2023	89	89	138	68	82	80	95	67	55	92	64	87	641	▲	1,006
Miscellaneous/ Other	2024	30	24	23	30	38	18	41	-	-	-	-	-	204	26%	204
	2023	19	19	24	15	34	34	17	26	20	29	24	12	162	▲	273
Others	2024	-	-	-	-	-	1	-	-	-	-	-	-	1	1	1
	2023	-	-	-	-	-	-	-	-	-	-	-	-	0	↔	0

Dispositions by Case Category


Case Categories		Jan	Feb	Mar	Apr	May	Jun	Jul	Aug	Sep	Oct	Nov	Dec	Thru Jul	% Change	Total
Administrative Law	2024	-	-	-	-	-	1	-	-	-	-	-	-	1	1	1
	2023	-	-	-	-	-	-	-	-	-	-	-	-	0	↔	0
Contested Divorce	2024	5	3	6	16	15	3	8	-	-	-	-	-	56	-2%	56
	2023	8	5	10	15	9	3	7	6	9	2	4	8	57	▼	86
Domestic and Family - Level 1	2024	2	7	11	3	7	2	7	-	-	-	-	-	39	26%	39
	2023	11	2	-	2	4	1	11	4	4	7	26	11	31	▲	83
Domestic and Family - Level 2	2024	4	2	-	3	4	2	2	-	-	-	-	-	17	0%	17
	2023	2	1	4	3	4	2	1	1	6	3	4	1	17	↔	32
Felonies and Related Matters	2024	95	97	67	98	95	71	103	-	-	-	-	-	626	7%	626
	2023	67	74	82	62	115	84	100	76	77	112	90	80	584	▲	1,019
General Civil - Level 1	2024	-	-	-	1	3	-	-	-	-	-	-	-	4	33%	4
	2023	-	-	2	1	-	-	-	1	-	-	-	-	3	▲	4
General Civil - Level 2	2024	7	7	2	4	21	4	9	-	-	-	-	-	54	50%	54
	2023	1	4	8	8	7	4	4	4	2	12	6	3	36	▲	63
General Civil - Level 3	2024	1	2	1	1	5	2	-	-	-	-	-	-	12	0%	12
	2023	5	1	-	2	2	-	2	2	3	3	3	1	12	↔	24
Miscellaneous Civil	2024	155	70	121	155	104	71	148	-	-	-	-	-	824	3%	824
	2023	110	107	162	82	113	113	111	92	74	120	83	99	798	▲	1,266
Misdemeanor	2024	34	50	34	44	29	28	35	-	-	-	-	-	254	15%	254
	2023	18	34	28	18	27	37	59	32	25	42	31	18	221	▲	369
Other	2024	-	1	3	1	6	6	4	-	-	-	-	-	21	425%	21
	2023	-	-	-	1	2	-	1	-	-	1	1	-	4	▲	6
Other Criminally Related Matters	2024	3	3	2	5	1	2	2	-	-	-	-	-	18	13%	18
	2023	2	3	-	2	1	2	6	2	2	1	-	-	16	▲	21
Probates/Wills & Trusts - Level 1	2024	1	-	-	-	-	-	1	-	-	-	-	-	2	2	2
	2023	-	-	-	-	-	-	-	-	-	-	-	-	0	↔	0
Probates/Wills & Trusts - Level 2	2024	-	-	-	1	2	1	3	-	-	-	-	-	7	-30%	7
	2023	1	2	-	3	3	-	1	-	1	-	2	-	10	▼	13
Uncontested Divorce	2024	7	16	13	32	18	16	16	-	-	-	-	-	118	-6%	118
	2023	14	18	18	21	20	18	16	17	11	17	16	9	125	▼	195

Dashboard

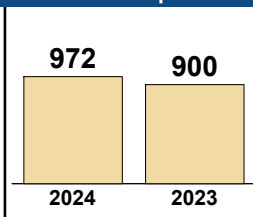
Court: Fluvanna Circuit
Start/End Date: Jan-23 / Jul-24
2023 Average Month: 139
Jan-Jul 2023: 900
Dispositions Trending: ▲

Circuit/Court ID: 16 216065
Type of Case: Dispositions
2024 Average Month: 139
Jan-Jul 2024 : 972
Overall AVG. Month: 139

Monthly Dispositions Summary



Jan --- Jul Dispositions



Dispositions by Division

Divisions		Jan	Feb	Mar	Apr	May	Jun	Jul	Aug	Sep	Oct	Nov	Dec	Thru Jul	% Change	Total
Total	2024	172	145	116	113	113	197	116	-	-	-	-	-	972	8%	972
	2023	148	110	131	142	71	198	100	200	119	169	70	214	900	▲	1,672
Civil	2024	10	14	19	14	21	8	25	-	-	-	-	-	111	12%	111
	2023	8	16	10	10	15	25	15	10	9	6	14	11	99	▲	149
Criminal	2024	58	23	28	22	18	78	24	-	-	-	-	-	251	13%	251
	2023	32	31	37	28	23	46	26	113	51	70	15	33	223	▲	505
Concealed Handgun Permits	2024	77	79	47	52	43	77	40	-	-	-	-	-	415	3%	415
	2023	83	35	66	72	13	98	37	46	27	54	20	53	404	▲	604
Miscellaneous/ Other	2024	27	29	21	25	31	34	27	-	-	-	-	-	194	13%	194
	2023	25	28	18	30	20	28	22	31	32	39	20	117	171	▲	410
Others	2024	-	-	1	-	-	-	-	-	-	-	-	-	1	-67%	1
	2023	-	-	-	2	-	1	-	-	-	-	1	-	3	▼	4

Dispositions by Case Category

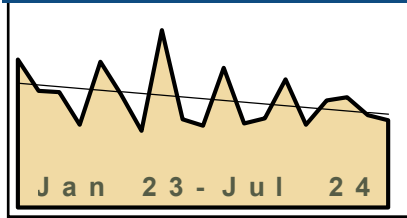
Case Categories		Jan	Feb	Mar	Apr	May	Jun	Jul	Aug	Sep	Oct	Nov	Dec	Thru Jul	% Change	Total
Contested Divorce	2024	2	1	2	1	2	-	2	-	-	-	-	-	10	-50%	10
	2023	2	5	2	1	5	1	4	1	1	1	1	2	20	▼	26
Domestic and Family - Level 1	2024	-	3	4	-	1	-	8	-	-	-	-	-	16	7%	16
	2023	-	-	1	-	3	7	4	4	-	-	4	-	15	▲	23
Domestic and Family - Level 2	2024	1	2	2	4	3	-	2	-	-	-	-	-	14	40%	14
	2023	1	3	-	1	3	2	-	-	1	1	1	3	10	▲	16
Felonies and Related Matters	2024	53	14	18	12	13	61	17	-	-	-	-	-	188	29%	188
	2023	22	15	23	21	14	29	22	77	39	40	9	29	146	▲	340
General Civil - Level 1	2024	-	-	-	-	-	-	-	-	-	-	-	-	0	-100%	0
	2023	-	-	-	1	-	-	-	-	-	1	-	-	1	▼	2
General Civil - Level 2	2024	2	2	4	1	2	-	2	-	-	-	-	-	13	8%	13
	2023	1	1	4	1	3	2	-	2	2	3	2	4	12	▲	25
General Civil - Level 3	2024	2	2	2	3	4	4	9	-	-	-	-	-	26	100%	26
	2023	2	1	2	-	-	3	5	2	2	-	-	2	13	▲	19
Miscellaneous Civil	2024	91	90	58	65	59	97	55	-	-	-	-	-	515	9%	515
	2023	90	43	72	85	26	109	47	55	38	80	29	122	472	▲	796
Misdemeanor	2024	2	8	4	6	4	17	7	-	-	-	-	-	48	-29%	48
	2023	10	12	14	7	9	12	4	35	12	13	6	4	68	▼	138
Other	2024	13	17	12	12	15	14	12	-	-	-	-	-	95	-7%	95
	2023	18	20	11	18	6	19	10	21	21	11	11	46	102	▼	212
Other Criminally Related Matters	2024	3	2	6	4	1	-	-	-	-	-	-	-	16	78%	16
	2023	-	4	-	-	-	5	-	1	-	17	-	-	9	▲	27
Probates/Wills & Trusts - Level 1	2024	-	-	-	-	2	-	-	-	-	-	-	-	2	100%	2
	2023	-	-	-	-	-	-	1	-	-	-	-	-	1	▲	1
Probates/Wills & Trusts - Level 2	2024	-	1	1	1	1	-	-	-	-	-	-	-	4	100%	4
	2023	-	2	-	-	-	-	-	-	1	-	-	-	2	▲	3
Uncontested Divorce	2024	3	3	3	4	6	4	2	-	-	-	-	-	25	-14%	25
	2023	2	4	2	7	2	9	3	2	2	2	7	2	29	▼	44

Dashboard

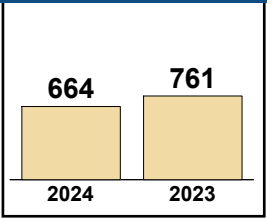
Court: Goochland Circuit
Start/End Date: Jan-23 / Jul-24
2023 Average Month: 109
Jan-Jul 2023: 761
Dispositions Trending: ▼

Circuit/Court ID: 16 216075
Type of Case: Dispositions
2024 Average Month: 95
Jan-Jul 2024 : 664
Overall AVG. Month: 104

Monthly Dispositions Summary



Jan --- Jul Dispositions



Dispositions by Division

Divisions		Jan	Feb	Mar	Apr	May	Jun	Jul	Aug	Sep	Oct	Nov	Dec	Thru Jul	% Change	Total
Total	2024	85	122	79	102	105	88	83	-	-	-	-	-	664	-13%	664
	2023	141	111	110	79	139	108	73	169	84	78	133	80	761	▼	1,305
Civil	2024	14	10	11	8	8	19	9	19	6	12	16	8	79	-14%	79
	2023	13	7	21	8	16	12	15	19	-	-	-	-	92	▼	153
Criminal	2024	22	37	25	24	22	24	19	-	-	-	-	-	173	30%	173
	2023	12	13	19	9	41	19	20	77	20	18	30	11	133	▲	289
Concealed Handgun Permits	2024	39	66	35	59	68	35	51	-	-	-	-	-	353	-24%	353
	2023	100	78	57	52	78	73	29	61	51	31	85	52	467	▼	747
Miscellaneous/ Other	2024	10	9	8	11	7	10	4	-	-	-	-	-	59	-14%	59
	2023	16	13	13	10	4	4	9	12	7	17	2	9	69	▼	116

Dispositions by Case Category

Case Categories		Jan	Feb	Mar	Apr	May	Jun	Jul	Aug	Sep	Oct	Nov	Dec	Thru Jul	% Change	Total
Administrative Law	2024	-	-	-	-	-	-	-	-	-	-	-	-	0	0	0
	2023	-	-	-	-	-	-	-	2	-	-	-	-	0	↔	2
Capital Murder	2024	-	-	-	-	-	-	-	-	-	-	-	-	0	0	0
	2023	-	-	-	-	-	-	-	1	-	-	-	-	0	↔	1
Contested Divorce	2024	1	-	-	-	-	2	1	-	-	-	-	-	4	-73%	4
	2023	2	2	4	1	2	2	2	1	3	1	3	1	15	▼	24
Domestic and Family - Level 1	2024	1	3	-	-	1	-	-	-	-	-	-	-	5	-38%	5
	2023	5	1	2	-	-	-	-	-	1	-	-	-	8	▼	9
Domestic and Family - Level 2	2024	1	-	1	-	-	-	-	-	-	-	-	-	2	-50%	2
	2023	1	-	2	-	1	-	-	-	-	-	-	-	4	▼	4
Felonies and Related Matters	2024	11	17	12	4	13	10	13	-	-	-	-	-	80	4%	80
	2023	9	6	13	2	22	14	11	58	11	9	20	8	77	▲	183
General Civil - Level 1	2024	-	-	1	1	1	-	-	-	-	-	-	-	3	200%	3
	2023	-	-	1	-	-	-	-	-	1	-	-	-	1	▲	2
General Civil - Level 2	2024	2	7	3	3	2	10	7	-	-	-	-	-	34	6%	34
	2023	5	1	5	3	7	6	5	8	-	6	6	4	32	▲	56
General Civil - Level 3	2024	3	-	2	3	2	2	2	-	-	-	-	-	14	-13%	14
	2023	-	1	4	1	4	1	5	-	-	-	3	1	16	▼	20
Miscellaneous Civil	2024	49	75	41	67	75	43	54	-	-	-	-	-	404	-24%	404
	2023	114	91	69	62	82	77	38	71	56	47	86	60	533	▼	853
Misdemeanor	2024	6	15	10	18	8	14	6	-	-	-	-	-	77	103%	77
	2023	3	6	5	2	16	2	4	17	5	6	8	3	38	▲	77
Other Criminally Related Matters	2024	5	5	3	2	1	1	-	-	-	-	-	-	17	-6%	17
	2023	-	1	1	5	3	3	5	2	4	3	2	-	18	▼	29
Probates/Wills & Trusts - Level 1	2024	-	-	-	-	-	-	-	-	-	-	-	-	0	0	0
	2023	-	-	-	-	-	-	-	1	-	-	-	-	0	↔	1
Probates/Wills & Trusts - Level 2	2024	-	-	1	1	-	-	-	-	-	-	-	-	2	0%	2
	2023	-	-	1	-	-	1	-	-	-	-	-	-	2	↔	2
Uncontested Divorce	2024	6	-	5	3	2	6	-	-	-	-	-	-	22	29%	22
	2023	2	2	3	3	2	2	3	8	3	6	5	3	17	▲	42

Dashboard		Monthly Dispositions Summary		Jan --- Jul Dispositions					
<p>Court: Greene Circuit Start/End Date: Jan-23 / Jul-24 2023 Average Month: 124 Jan-Jul 2023: 895 Dispositions Trending: ▼</p>	<p>Circuit/Court ID: 16 216079 Type of Case: Dispositions 2024 Average Month: 117 Jan-Jul 2024 : 816 Overall AVG. Month: 121</p>	<p style="text-align: center; font-weight: bold;">Jan 23 - Jul 24</p>		<table border="1" style="margin: auto;"> <tr> <td style="text-align: center; width: 50px;">816</td> <td style="text-align: center; width: 50px;">895</td> </tr> <tr> <td style="text-align: center;">2024</td> <td style="text-align: center;">2023</td> </tr> </table>		816	895	2024	2023
816	895								
2024	2023								

Dispositions by Division																
Divisions		Jan	Feb	Mar	Apr	May	Jun	Jul	Aug	Sep	Oct	Nov	Dec	Thru Jul	% Change	Total
Total	2024	138	133	119	137	24	129	136	-	-	-	-	-	816	-9%	816
	2023	138	126	165	133	114	114	105	123	121	129	110	109	895	▼	1,487
Civil	2024	15	10	9	9	5	10	17	-	-	-	-	-	75	-45%	75
	2023	10	5	14	56	31	11	10	21	10	21	7	18	137	▼	214
Criminal	2024	44	50	45	50	8	35	40	-	-	-	-	-	272	8%	272
	2023	50	53	56	19	23	33	19	64	19	48	21	5	253	▲	410
Concealed Handgun Permits	2024	67	58	51	54	-	70	58	-	-	-	-	-	358	-3%	358
	2023	66	57	76	32	40	43	55	19	80	32	68	15	369	▼	583
Miscellaneous/ Other	2024	12	15	14	22	11	14	21	-	-	-	-	-	109	-20%	109
	2023	12	11	19	26	20	27	21	19	12	28	14	71	136	▼	280
Others	2024	-	-	-	2	-	-	-	-	-	-	-	-	2	2	2
	2023	-	-	-	-	-	-	-	-	-	-	-	-	0	↔	0

Dispositions by Case Category																
Case Categories		Jan	Feb	Mar	Apr	May	Jun	Jul	Aug	Sep	Oct	Nov	Dec	Thru Jul	% Change	Total
Administrative Law	2024	-	1	-	-	-	-	-	-	-	-	-	-	1	-67%	1
	2023	-	1	-	1	-	1	-	-	-	-	-	-	1	3	▼
Contested Divorce	2024	2	3	1	1	1	4	5	-	-	-	-	-	17	-6%	17
	2023	-	1	2	7	4	1	3	3	-	2	-	-	18	▼	23
Domestic and Family - Level 1	2024	5	1	3	-	-	-	6	-	-	-	-	-	15	-6%	15
	2023	2	-	4	3	5	-	2	11	-	1	1	11	16	▼	40
Domestic and Family - Level 2	2024	1	1	-	1	-	-	1	-	-	-	-	-	4	100%	4
	2023	-	-	-	-	1	1	-	1	-	-	-	-	2	▲	3
Felonies and Related Matters	2024	31	40	25	38	6	24	28	-	-	-	-	-	192	16%	192
	2023	34	31	39	9	14	28	11	47	16	23	17	2	166	▲	271
General Civil - Level 1	2024	-	-	1	-	-	-	-	-	-	-	-	-	1	-50%	1
	2023	-	-	1	1	-	-	-	-	1	1	-	1	2	▼	5
General Civil - Level 2	2024	1	-	2	-	2	2	3	-	-	-	-	-	10	-75%	10
	2023	3	1	3	20	10	1	2	1	3	5	5	3	40	▼	57
General Civil - Level 3	2024	-	2	-	1	-	3	-	-	-	-	-	-	6	-50%	6
	2023	1	-	-	6	4	-	1	1	2	2	-	1	12	▼	18
Miscellaneous Civil	2024	74	61	57	72	8	80	75	-	-	-	-	-	427	-10%	427
	2023	78	65	93	48	53	64	71	25	90	54	80	20	472	▼	741
Misdemeanor	2024	10	10	11	10	2	10	7	-	-	-	-	-	60	-17%	60
	2023	14	17	17	6	9	2	7	17	3	24	4	3	72	▼	123
Other	2024	5	12	9	6	3	4	4	-	-	-	-	-	43	79%	43
	2023	-	2	1	4	3	10	4	12	4	5	2	66	24	▲	113
Other Criminally Related Matters	2024	3	-	9	2	-	1	5	-	-	-	-	-	20	18%	20
	2023	3	5	-	4	-	4	1	-	-	2	-	-	17	▲	19
Probates/Wills & Trusts - Level 1	2024	-	-	-	-	-	-	-	-	-	-	-	-	0	-100%	0
	2023	-	-	-	-	2	-	-	1	-	-	-	-	2	▼	3
Probates/Wills & Trusts - Level 2	2024	1	-	-	-	-	-	-	-	-	-	-	-	1	-67%	1
	2023	-	-	2	1	-	-	-	-	-	-	-	-	3	▼	3
Protective Orders	2024	1	-	-	-	-	-	-	-	-	-	-	-	1	1	1
	2023	-	-	-	-	-	-	-	-	-	-	-	-	0	↔	0
Uncontested Divorce	2024	4	2	1	6	2	1	2	-	-	-	-	-	18	-61%	18
	2023	3	3	3	23	9	2	3	4	2	10	1	1	46	▼	64

Dashboard		Monthly Dispositions Summary		Jan --- Jul Dispositions	
Court: Louisa Circuit	Circuit/Court ID: 16 216109				
Start/End Date: Jan-23 / Jul-24	Type of Case: Dispositions				
2023 Average Month: 209	2024 Average Month: 206				
Jan-Jul 2023: 1,469	Jan-Jul 2024 : 1,443				
Dispositions Trending: ↔	Overall AVG. Month: 208				

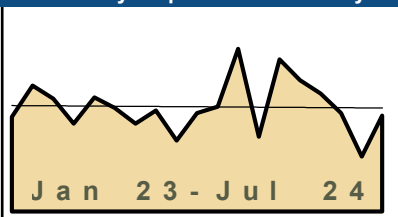
Dispositions by Division																
Divisions		Jan	Feb	Mar	Apr	May	Jun	Jul	Aug	Sep	Oct	Nov	Dec	Thru Jul	% Change	Total
Total	2024	245	239	210	178	165	221	185	-	-	-	-	-	1,443	-2%	1,443
	2023	230	277	228	192	193	165	184	226	218	220	223	155	1,469	▼	2,511
Civil	2024	10	18	18	18	20	19	19	-	-	-	-	-	122	-12%	122
	2023	26	19	19	17	17	18	23	21	10	17	19	26	139	▼	232
Criminal	2024	67	89	63	36	59	76	96	-	-	-	-	-	486	5%	486
	2023	67	66	64	68	63	75	61	93	117	101	76	54	464	▲	905
Concealed Handgun Permits	2024	122	102	84	98	60	100	42	-	-	-	-	-	608	-3%	608
	2023	90	159	99	82	80	39	79	80	58	60	100	40	628	▼	966
Miscellaneous/ Other	2024	46	30	45	25	26	26	28	-	-	-	-	-	226	-5%	226
	2023	47	33	46	25	33	33	21	32	33	42	28	35	238	▼	408
Others	2024	-	-	-	1	-	-	-	-	-	-	-	-	1	1	1
	2023	-	-	-	-	-	-	-	-	-	-	-	-	0	↔	0

Dispositions by Case Category																
Case Categories		Jan	Feb	Mar	Apr	May	Jun	Jul	Aug	Sep	Oct	Nov	Dec	Thru Jul	% Change	Total
Administrative Law	2024	-	-	1	-	-	-	-	-	-	-	-	-	1	0%	1
	2023	-	1	-	-	-	-	-	-	-	-	-	-	1	↔	1
Capital Murder	2024	-	1	-	-	-	1	-	-	-	-	-	-	2	2	2
	2023	-	-	-	-	-	-	-	-	1	-	-	-	0	↔	1
Contested Divorce	2024	-	1	1	2	-	1	2	-	-	-	-	-	7	-61%	7
	2023	6	2	1	2	2	1	4	7	2	6	6	3	18	▼	42
Domestic and Family - Level 1	2024	-	4	4	1	5	2	1	-	-	-	-	-	17	325%	17
	2023	-	-	-	1	3	-	-	1	-	-	1	3	4	▲	9
Domestic and Family - Level 2	2024	2	-	3	4	1	2	1	-	-	-	-	-	13	160%	13
	2023	1	2	1	-	-	-	1	-	2	1	1	-	5	▲	9
Felonies and Related Matters	2024	51	60	40	29	36	60	69	-	-	-	-	-	345	24%	345
	2023	40	48	33	32	40	46	40	64	110	74	59	32	279	▲	618
General Civil - Level 1	2024	-	-	-	-	-	-	-	-	-	-	-	-	0	-100%	0
	2023	-	-	-	1	-	-	-	-	-	-	-	-	1	▼	1
General Civil - Level 2	2024	3	5	6	-	6	6	3	-	-	-	-	-	29	7%	29
	2023	7	5	2	1	6	2	4	6	2	5	4	5	27	▲	49
General Civil - Level 3	2024	1	2	4	2	3	1	2	-	-	-	-	-	15	-17%	15
	2023	2	1	2	3	2	3	5	-	-	-	4	5	18	▼	27
Miscellaneous Civil	2024	134	122	100	108	71	112	53	-	-	-	-	-	700	-4%	700
	2023	104	179	117	93	96	54	84	102	73	76	113	49	727	▼	1,140
Misdemeanor	2024	16	23	23	7	20	15	27	-	-	-	-	-	131	-25%	131
	2023	26	17	26	36	22	28	20	26	4	24	13	21	175	▼	263
Other	2024	34	10	24	17	15	14	18	-	-	-	-	-	132	-9%	132
	2023	33	15	28	13	18	22	16	12	17	24	15	27	145	▼	240
Other Criminally Related Matters	2024	1	5	-	-	3	-	-	-	-	-	-	-	9	-25%	9
	2023	2	1	5	-	1	2	1	3	2	3	4	1	12	▼	25
Probates/Wills & Trusts - Level 1	2024	-	1	-	-	-	-	1	-	-	-	-	-	2	2	2
	2023	-	-	-	-	-	-	-	-	-	-	-	-	0	↔	0
Probates/Wills & Trusts - Level 2	2024	1	1	-	1	-	-	-	-	-	-	-	-	3	-63%	3
	2023	-	1	4	2	-	-	1	1	1	1	-	4	8	▼	15
Uncontested Divorce	2024	2	4	4	7	5	7	8	-	-	-	-	-	37	-24%	37
	2023	9	5	9	8	3	7	8	4	4	6	3	5	49	▼	71

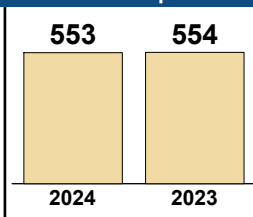
Dashboard

Court: Madison Circuit **Circuit/Court ID:** 16 216113
Start/End Date: Jan-23 / Jul-24 **Type of Case:** Dispositions
2023 Average Month: 80 **2024 Average Month:**79
Jan-Jul 2023: 554 **Jan-Jul 2024 :** 553
Dispositions Trending: ⇌ **Overall AVG. Month:** 80

Monthly Dispositions Summary



Jan --- Jul Dispositions



Dispositions by Division

Divisions		Jan	Feb	Mar	Apr	May	Jun	Jul	Aug	Sep	Oct	Nov	Dec	Thru Jul	% Change	Total
Total	2024	57	116	100	90	75	42	73	-	-	-	-	-	553	0%	553
	2023	72	96	86	67	87	79	67	77	54	75	80	124	554	▼	964
Civil	2024	10	7	4	7	7	5	8	8	2	2	5	4	48	9%	48
	2023	2	5	4	8	11	10	4	8	2	2	5	4	44	▲	65
Criminal	2024	22	47	6	24	20	12	10	-	-	-	-	-	141	16%	141
	2023	18	12	24	7	26	17	18	13	28	7	26	21	122	▲	217
Concealed Handgun Permits	2024	2	45	65	38	33	14	31	-	-	-	-	-	228	-14%	228
	2023	37	60	42	44	33	34	16	30	4	53	38	36	266	▼	427
Miscellaneous/ Other	2024	23	17	25	21	15	11	23	-	-	-	-	-	135	11%	135
	2023	15	19	16	8	17	18	29	26	20	13	11	63	122	▲	255
Others	2024	-	-	-	-	-	-	1	-	-	-	-	-	1	1	1
	2023	-	-	-	-	-	-	-	-	-	-	-	-	0	↔	0

Dispositions by Case Category

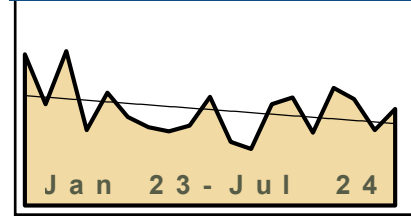
Case Categories		Jan	Feb	Mar	Apr	May	Jun	Jul	Aug	Sep	Oct	Nov	Dec	Thru Jul	% Change	Total
Administrative Law	2024	-	-	-	-	-	-	1	-	-	-	-	-	1	0%	1
	2023	-	-	-	1	-	-	-	-	1	-	-	-	1	↔	2
Contested Divorce	2024	2	-	-	1	1	-	-	-	-	-	-	-	4	33%	4
	2023	-	-	-	1	1	1	-	-	-	-	-	-	3	▲	3
Domestic and Family - Level 1	2024	-	3	1	1	1	-	-	-	-	-	-	-	6	20%	6
	2023	-	-	1	-	1	2	1	-	-	-	3	1	5	▲	9
Domestic and Family - Level 2	2024	-	-	-	1	2	-	-	-	-	-	-	-	3	0%	3
	2023	-	1	1	1	-	-	-	-	-	-	-	-	3	↔	3
Felonies and Related Matters	2024	10	23	4	14	13	9	4	-	-	-	-	-	77	-4%	77
	2023	12	4	16	4	19	13	12	11	19	5	14	14	80	▼	143
General Civil - Level 2	2024	3	-	2	2	1	2	2	-	-	-	-	-	12	-14%	12
	2023	-	-	-	3	7	2	2	3	-	-	2	1	14	▼	20
General Civil - Level 3	2024	2	2	1	-	-	1	1	-	-	-	-	-	7	-13%	7
	2023	1	3	1	1	1	1	-	5	1	2	-	1	8	▼	17
Miscellaneous Civil	2024	9	48	72	49	36	20	40	-	-	-	-	-	274	-13%	274
	2023	40	66	45	50	43	41	29	39	9	61	39	40	314	▼	502
Misdemeanor	2024	12	24	1	9	7	3	4	-	-	-	-	-	60	54%	60
	2023	6	7	7	3	7	4	5	2	6	1	12	6	39	▲	66
Other	2024	17	14	18	10	12	6	15	-	-	-	-	-	92	23%	92
	2023	12	12	13	3	7	12	16	16	15	5	10	59	75	▲	180
Other Criminally Related Matters	2024	-	-	1	1	-	-	2	-	-	-	-	-	4	33%	4
	2023	-	1	1	-	-	-	1	-	3	1	-	1	3	▲	8
Probates/Wills & Trusts - Level 2	2024	-	-	-	-	-	-	-	-	-	-	-	-	0	-100%	0
	2023	-	-	-	-	1	1	-	-	-	-	-	-	2	▼	2
Uncontested Divorce	2024	2	2	-	2	2	1	4	-	-	-	-	-	13	86%	13
	2023	1	2	1	-	-	2	1	1	-	-	-	1	7	▲	9

Dashboard

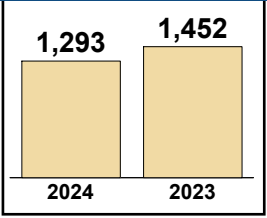
Court: Orange Circuit
Start/End Date: Jan-23 / Jul-24
2023 Average Month: 182
Jan-Jul 2023: 1,452
Dispositions Trending: ▼

Circuit/Court ID: 16 216137
Type of Case: Dispositions
2024 Average Month: 185
Jan-Jul 2024 : 1,293
Overall AVG. Month: 183

Monthly Dispositions Summary



Jan --- Jul Dispositions



Dispositions by Division

Divisions		Jan	Feb	Mar	Apr	May	Jun	Jul	Aug	Sep	Oct	Nov	Dec	Thru Jul	% Change	Total
Total	2024	193	206	139	224	203	144	184	-	-	-	-	-	1,293	-11%	1,293
	2023	288	193	294	144	215	169	149	141	152	207	121	108	1,452	▼	2,181
Civil	2024	34	15	12	18	29	19	26	-	-	-	-	-	153	-3%	153
	2023	22	19	19	35	26	16	20	11	17	20	27	5	157	▼	237
Criminal	2024	66	73	58	110	62	92	87	-	-	-	-	-	548	10%	548
	2023	73	91	111	48	72	51	51	73	45	89	42	58	497	▲	804
Concealed Handgun Permits	2024	74	105	60	85	90	21	48	-	-	-	-	-	483	-27%	483
	2023	176	67	144	37	95	95	47	46	76	88	51	37	661	▼	959
Miscellaneous/ Other	2024	18	13	9	11	22	12	22	-	-	-	-	-	107	-21%	107
	2023	17	16	19	24	22	7	31	11	14	10	1	8	136	▼	180
Others	2024	1	-	-	-	-	-	1	-	-	-	-	-	2	100%	2
	2023	-	-	1	-	-	-	-	-	-	-	-	-	1	▲	1

Dispositions by Case Category

Case Categories		Jan	Feb	Mar	Apr	May	Jun	Jul	Aug	Sep	Oct	Nov	Dec	Thru Jul	% Change	Total
Administrative Law	2024	-	-	-	-	-	1	-	-	-	-	-	-	1	1	1
	2023	-	-	-	-	-	-	-	-	-	-	-	1	0	↔	1
Contested Divorce	2024	6	1	6	2	4	5	2	-	-	-	-	-	26	44%	26
	2023	3	3	2	3	3	2	2	4	3	3	4	3	18	▲	35
Domestic and Family - Level 1	2024	15	6	2	3	2	-	1	-	-	-	-	-	29	71%	29
	2023	3	-	2	5	-	3	4	-	2	1	5	-	17	▲	25
Domestic and Family - Level 2	2024	-	-	1	1	1	1	1	-	-	-	-	-	5	-29%	5
	2023	2	-	-	1	2	-	2	-	2	4	-	-	7	▼	13
Felonies and Related Matters	2024	52	55	42	76	41	65	50	-	-	-	-	-	381	-2%	381
	2023	55	82	79	37	61	39	36	54	38	67	24	38	389	▼	610
General Civil - Level 1	2024	-	-	-	-	-	-	-	-	-	-	-	-	0	-100%	0
	2023	-	-	2	1	1	-	-	-	-	-	-	1	4	▼	5
General Civil - Level 2	2024	2	1	1	5	8	2	9	-	-	-	-	-	28	-10%	28
	2023	1	7	4	8	8	1	2	5	4	5	2	1	31	▼	48
General Civil - Level 3	2024	4	2	-	1	9	2	4	-	-	-	-	-	22	-21%	22
	2023	6	3	4	8	3	1	3	1	-	3	4	1	28	▼	37
Miscellaneous Civil	2024	89	118	69	94	107	33	69	-	-	-	-	-	579	-25%	579
	2023	190	76	158	54	114	102	77	55	88	97	51	41	771	▼	1,103
Misdemeanor	2024	13	17	15	32	18	24	35	-	-	-	-	-	154	54%	154
	2023	17	8	30	11	8	12	14	17	3	21	17	21	100	▲	179
Other	2024	1	-	-	1	-	1	2	-	-	-	-	-	5	0%	5
	2023	-	-	2	1	2	-	-	-	1	-	1	1	5	↔	8
Other Criminally Related Matters	2024	1	1	1	2	3	3	2	-	-	-	-	-	13	63%	13
	2023	1	1	2	-	3	-	1	2	4	1	1	-	8	▲	16
Probates/Wills & Trusts - Level 1	2024	-	-	-	-	-	-	-	-	-	-	-	-	0	0	0
	2023	-	-	-	-	-	-	-	-	1	-	-	-	0	↔	1
Probates/Wills & Trusts - Level 2	2024	-	-	-	-	-	1	2	-	-	-	-	-	3	-67%	3
	2023	-	1	-	3	2	3	-	-	-	2	3	-	9	▼	14
Uncontested Divorce	2024	10	5	2	7	10	6	7	-	-	-	-	-	47	-28%	47
	2023	10	12	9	12	8	6	8	3	6	3	8	1	65	▼	86

This report reflects data in the case management system. Numbers will update accordingly as reports are refreshed and posted.

Dashboard		Monthly Dispositions Summary		Jan --- Jul Dispositions					
<p>Court: Charlottesville Circuit Start/End Date: Jan-23 / Jul-24 2023 Average Month: 92 Jan-Jul 2023: 668 Dispositions Trending: ▼</p>	<p>Circuit/Court ID: 16 216540 Type of Case: Dispositions 2024 Average Month: 92 Jan-Jul 2024 : 647 Overall AVG. Month: 92</p>	<p>Jan 23 - Jul 24</p>		<table border="1" style="margin: auto;"> <tr> <td style="text-align: center; width: 50px;">647</td> <td style="text-align: center; width: 50px;">668</td> </tr> <tr> <td style="text-align: center;">2024</td> <td style="text-align: center;">2023</td> </tr> </table>		647	668	2024	2023
647	668								
2024	2023								

Dispositions by Division																
Divisions		Jan	Feb	Mar	Apr	May	Jun	Jul	Aug	Sep	Oct	Nov	Dec	Thru Jul	% Change	Total
Total	2024	85	84	90	95	120	72	101	-	-	-	-	-	647	-3%	647
	2023	106	62	148	78	99	75	100	89	69	124	85	68	668	▼	1,103
Civil	2024	19	9	18	22	38	11	19	-	-	-	-	-	136	11%	136
	2023	18	19	17	13	18	24	14	8	20	31	10	12	123	▲	204
Criminal	2024	34	36	50	40	38	29	50	-	-	-	-	-	277	-21%	277
	2023	70	12	86	43	41	35	62	40	29	68	35	30	349	▼	551
Concealed Handgun Permits	2024	15	18	12	11	21	20	23	-	-	-	-	-	120	38%	120
	2023	11	18	20	10	17	3	8	18	4	14	18	21	87	▲	162
Miscellaneous/ Other	2024	17	21	10	22	23	12	9	-	-	-	-	-	114	5%	114
	2023	7	13	25	12	23	13	16	23	16	11	22	5	109	▲	186

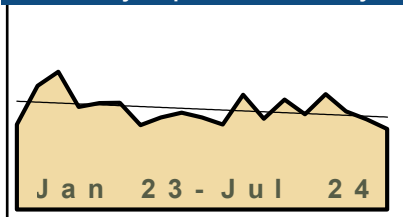
Dispositions by Case Category																
Case Categories		Jan	Feb	Mar	Apr	May	Jun	Jul	Aug	Sep	Oct	Nov	Dec	Thru Jul	% Change	Total
Administrative Law	2024	-	-	-	1	-	-	-	-	-	-	-	-	1	1	1
	2023	-	-	-	-	-	-	-	-	-	-	-	-	0	↔	0
Contested Divorce	2024	2	1	2	5	1	1	4	-	-	-	-	-	16	0%	16
	2023	1	4	2	4	2	-	3	2	2	-	1	1	16	↔	22
Domestic and Family - Level 1	2024	1	1	1	4	29	1	2	-	-	-	-	-	39	457%	39
	2023	1	3	-	1	1	1	-	-	6	-	-	-	7	▲	13
Domestic and Family - Level 2	2024	1	1	1	4	-	-	-	-	-	-	-	-	7	-42%	7
	2023	1	-	3	-	3	5	-	1	2	2	-	-	12	▼	17
Felonies and Related Matters	2024	27	25	33	29	24	22	39	-	-	-	-	-	199	-23%	199
	2023	47	9	69	31	28	24	49	23	24	54	22	23	257	▼	403
General Civil	2024	-	1	-	-	-	-	-	-	-	-	-	-	1	1	1
	2023	-	-	-	-	-	-	-	-	-	-	-	-	0	↔	0
General Civil - Level 1	2024	1	1	-	-	-	-	-	-	-	-	-	-	2	-50%	2
	2023	2	1	-	-	-	1	-	1	1	1	-	1	4	▼	8
General Civil - Level 2	2024	2	3	6	3	2	1	9	-	-	-	-	-	26	-10%	26
	2023	5	5	5	4	5	3	2	4	8	13	8	5	29	▼	67
General Civil - Level 3	2024	3	2	-	1	4	1	-	-	-	-	-	-	11	-27%	11
	2023	3	-	3	2	2	5	-	2	1	4	2	1	15	▼	25
Miscellaneous Civil	2024	30	34	21	32	41	30	31	-	-	-	-	-	219	13%	219
	2023	18	31	44	20	40	16	25	37	18	24	37	26	194	▲	336
Misdemeanor	2024	5	6	12	11	13	5	8	-	-	-	-	-	60	-20%	60
	2023	23	3	15	9	8	7	10	9	2	10	10	8	75	▼	114
Other	2024	-	-	1	-	-	-	-	-	-	-	-	-	1	1	1
	2023	-	-	-	-	-	-	-	-	-	-	1	-	0	↔	1
Other Criminally Related Matters	2024	3	5	5	-	1	2	3	-	-	-	-	-	19	6%	19
	2023	1	-	2	3	5	4	3	8	3	5	3	-	18	▲	37
Probates/Wills & Trusts - Level 1	2024	-	-	-	-	-	-	-	-	-	-	-	-	0	-100%	0
	2023	-	-	-	-	-	-	-	1	-	-	-	-	1	▼	1
Probates/Wills & Trusts - Level 2	2024	3	-	-	-	1	3	-	-	-	-	-	-	7	17%	7
	2023	-	1	2	1	-	-	-	2	-	3	-	-	6	▲	9
Protective Orders	2024	-	2	-	-	-	-	-	-	-	-	-	-	2	2	2
	2023	-	-	-	-	-	-	-	-	-	-	-	-	0	↔	0
Uncontested Divorce	2024	7	2	8	5	4	6	5	-	-	-	-	-	37	9%	37
	2023	4	5	3	3	5	9	5	2	2	7	2	3	34	▲	50

Dashboard

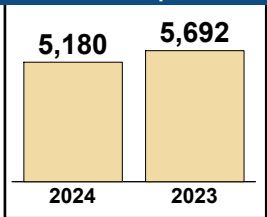
Court: Arlington Circuit
Start/End Date: Jan-23 / Jul-24
2023 Average Month: 780
Jan-Jul 2023: 5,692
Dispositions Trending: ▼

Circuit/Court ID: 17 217013
Type of Case: Dispositions
2024 Average Month: 740
Jan-Jul 2024 : 5,180
Overall AVG. Month: 765

Monthly Dispositions Summary



Jan --- Jul Dispositions



Dispositions by Division

Divisions		Jan	Feb	Mar	Apr	May	Jun	Jul	Aug	Sep	Oct	Nov	Dec	Thru Jul	% Change	Total
Total	2024	691	837	725	879	748	687	613	-	-	-	-	-	5,180	-9%	5,180
	2023	649	943	1,049	781	812	814	644	701	738	702	649	874	5,692	▼	9,356
Civil	2024	160	174	160	224	143	146	128	-	-	-	-	-	1,135	-18%	1,135
	2023	141	188	299	204	259	181	120	171	225	167	143	215	1,392	▼	2,313
Criminal	2024	200	193	236	247	228	158	173	-	-	-	-	-	1,435	-7%	1,435
	2023	258	224	262	202	243	226	128	182	185	211	175	246	1,543	▼	2,542
Concealed Handgun Permits	2024	8	206	85	93	65	63	54	-	-	-	-	-	574	-24%	574
	2023	84	231	113	55	24	155	89	52	78	49	98	131	751	▼	1,159
Miscellaneous/ Other	2024	320	259	242	314	310	319	257	-	-	-	-	-	2,021	2%	2,021
	2023	163	298	372	318	286	249	305	296	248	274	233	281	1,991	▲	3,323
Others	2024	3	5	2	1	2	1	1	-	-	-	-	-	15	0%	15
	2023	3	2	3	2	-	3	2	-	2	1	-	-	15	↔	19

Dispositions by Case Category

Case Categories		Jan	Feb	Mar	Apr	May	Jun	Jul	Aug	Sep	Oct	Nov	Dec	Thru Jul	% Change	Total
Administrative Law	2024	2	2	-	2	1	1	1	-	-	-	-	-	9	13%	9
	2023	1	-	-	3	1	1	2	1	1	3	2	-	8	▲	15
Contested Divorce	2024	13	18	12	17	12	12	16	-	-	-	-	-	100	-29%	100
	2023	12	23	22	21	32	17	14	30	12	13	22	19	141	▼	237
Domestic and Family - Level 1	2024	15	9	2	10	5	7	5	-	-	-	-	-	53	15%	53
	2023	3	4	10	5	6	10	8	2	14	5	2	5	46	▲	74
Domestic and Family - Level 2	2024	3	7	3	7	2	4	1	-	-	-	-	-	27	4%	27
	2023	-	3	3	4	6	7	3	12	2	7	2	4	26	▲	53
Felonies and Related Matters	2024	118	106	125	133	107	67	77	-	-	-	-	-	733	-17%	733
	2023	153	133	162	96	120	141	74	95	109	115	79	149	879	▼	1,426
General Civil - Level 1	2024	3	2	1	3	4	1	2	-	-	-	-	-	16	-41%	16
	2023	13	4	1	3	5	1	-	1	5	2	2	2	27	▼	39
General Civil - Level 2	2024	94	96	107	129	72	96	62	-	-	-	-	-	656	-15%	656
	2023	82	108	182	114	144	80	59	73	145	90	75	132	769	▼	1,284
General Civil - Level 3	2024	8	10	12	12	12	5	8	-	-	-	-	-	67	37%	67
	2023	6	3	6	7	9	6	12	11	13	7	6	8	49	▲	94
Miscellaneous Civil	2024	201	330	180	247	207	201	175	-	-	-	-	-	1,541	-12%	1,541
	2023	148	380	325	207	151	272	269	210	215	183	216	286	1,752	▼	2,862
Misdemeanor	2024	27	34	24	38	35	11	20	-	-	-	-	-	189	-10%	189
	2023	33	36	36	21	35	27	22	36	39	23	18	33	210	▼	359
Other	2024	129	140	149	165	173	184	142	-	-	-	-	-	1,082	6%	1,082
	2023	103	149	165	174	161	137	127	141	112	138	118	127	1,016	▲	1,652
Other Criminally Related Matters	2024	55	54	88	81	86	81	79	-	-	-	-	-	524	12%	524
	2023	72	55	69	87	89	63	32	51	38	76	82	65	467	▲	779
Probates/Wills & Trusts - Level 1	2024	1	-	4	3	-	-	3	-	-	-	-	-	11	-31%	11
	2023	1	3	3	2	1	2	4	1	6	2	2	2	16	▼	29
Probates/Wills & Trusts - Level 2	2024	2	4	7	4	9	5	3	-	-	-	-	-	34	-56%	34
	2023	10	17	12	10	10	14	5	6	10	8	4	8	78	▼	114
Uncontested Divorce	2024	20	25	11	28	23	12	19	-	-	-	-	-	138	-34%	138
	2023	12	25	53	27	42	36	13	31	17	30	19	34	208	▼	339

CPSS-CCMS-10.11 CASELOAD STATISTICS OF THE CIRCUIT COURTS

Fauquier

January 2023 -- July 2024 Dispositions


Alexandria and Fairfax Circuit are not Included in State Totals

Dashboard

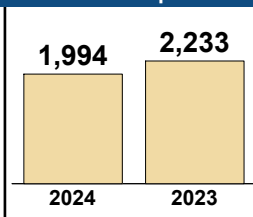
Court: Fauquier Circuit
Start/End Date: Jan-23 / Jul-24
2023 Average Month: 315
Jan-Jul 2023: 2,233
Dispositions Trending: ▼

Circuit/Court ID: 20 220061
Type of Case: Dispositions
2024 Average Month: 285
Jan-Jul 2024 : 1,994
Overall AVG. Month: 304

Monthly Dispositions Summary



Jan --- Jul Dispositions



Dispositions by Division

Divisions		Jan	Feb	Mar	Apr	May	Jun	Jul	Aug	Sep	Oct	Nov	Dec	Thru Jul	% Change	Total
Total	2024	314	302	284	317	303	214	260	-	-	-	-	-	1,994	-11%	1,994
	2023	367	358	348	291	264	330	275	303	256	274	260	452	2,233	▼	3,778
Civil	2024	61	38	31	49	55	27	37	-	-	-	-	-	298	-6%	298
	2023	42	45	34	42	48	57	48	51	43	39	34	24	316	▼	507
Criminal	2024	56	76	80	68	80	62	81	-	-	-	-	-	503	3%	503
	2023	80	71	57	59	68	82	71	70	59	54	70	59	488	▲	800
Concealed Handgun Permits	2024	122	140	140	161	119	90	94	-	-	-	-	-	866	-17%	866
	2023	174	183	193	150	103	138	104	112	94	129	116	143	1,045	▼	1,639
Miscellaneous/ Other	2024	75	48	33	39	49	35	48	-	-	-	-	-	327	-14%	327
	2023	71	59	64	40	45	53	50	69	60	52	40	225	382	▼	828
Others	2024	-	-	-	-	-	-	-	-	-	-	-	-	0	-100%	0
	2023	-	-	-	-	-	-	2	1	-	-	-	1	2	▼	4

Dispositions by Case Category

Case Categories		Jan	Feb	Mar	Apr	May	Jun	Jul	Aug	Sep	Oct	Nov	Dec	Thru Jul	% Change	Total
Administrative Law	2024	-	1	-	-	-	-	-	-	-	-	-	-	1	-67%	1
	2023	-	-	-	1	-	-	2	-	-	-	-	-	3	▼	3
Contested Divorce	2024	3	2	-	5	4	4	4	-	-	-	-	-	22	-4%	22
	2023	3	3	4	2	5	5	1	3	2	3	7	4	23	▼	42
Domestic and Family - Level 1	2024	6	5	6	9	26	-	-	-	-	-	-	-	52	0%	52
	2023	4	3	-	11	11	16	7	2	14	5	1	3	52	↔	77
Domestic and Family - Level 2	2024	7	1	-	-	2	-	2	-	-	-	-	-	12	-20%	12
	2023	4	2	1	-	-	6	2	2	3	4	1	2	15	▼	27
Felonies and Related Matters	2024	36	54	58	39	54	40	42	-	-	-	-	-	323	4%	323
	2023	57	42	45	30	52	45	39	44	39	29	45	40	310	▲	507
General Civil - Level 1	2024	-	-	2	-	1	-	-	-	-	-	-	-	3	-40%	3
	2023	1	1	-	1	-	2	-	-	-	1	2	-	5	▼	8
General Civil - Level 2	2024	13	8	11	15	5	10	11	-	-	-	-	-	73	-25%	73
	2023	15	17	15	11	15	11	13	18	10	9	11	8	97	▼	153
General Civil - Level 3	2024	11	5	3	4	4	2	6	-	-	-	-	-	35	3%	35
	2023	5	3	4	3	4	6	9	8	5	3	8	1	34	▲	59
Miscellaneous Civil	2024	159	167	162	183	137	109	110	-	-	-	-	-	1,027	-18%	1,027
	2023	206	220	227	170	132	163	137	151	120	158	133	156	1,255	▼	1,973
Misdemeanor	2024	15	16	16	19	18	13	30	-	-	-	-	-	127	20%	127
	2023	15	22	7	12	8	25	17	19	13	20	15	15	106	▲	188
Other	2024	38	22	10	17	25	14	31	-	-	-	-	-	157	5%	157
	2023	37	21	24	13	16	24	15	28	31	21	18	212	150	▲	460
Other Criminally Related Matters	2024	5	6	6	10	8	9	9	-	-	-	-	-	53	-28%	53
	2023	10	7	5	17	8	12	15	7	7	5	11	5	74	▼	109
Probates/Wills & Trusts - Level 1	2024	3	1	1	-	-	-	1	-	-	-	-	-	6	500%	6
	2023	-	1	-	-	-	-	-	1	-	1	1	-	1	▲	4
Probates/Wills & Trusts - Level 2	2024	2	4	1	-	7	1	1	-	-	-	-	-	16	-24%	16
	2023	4	5	1	1	1	1	8	6	1	6	1	2	21	▼	37
Protective Orders	2024	1	1	-	1	-	-	-	-	-	-	-	-	3	-73%	3
	2023	1	1	1	1	-	6	1	1	5	-	1	2	11	▼	20
Uncontested Divorce	2024	15	9	8	15	12	12	13	-	-	-	-	-	84	11%	84
	2023	5	10	14	18	12	8	9	13	6	9	5	2	76	▲	111

This report reflects data in the case management system. Numbers will update accordingly as reports are refreshed and posted.

CPSS-CCMS-10.11 CASELOAD STATISTICS OF THE CIRCUIT COURTS

Loudoun

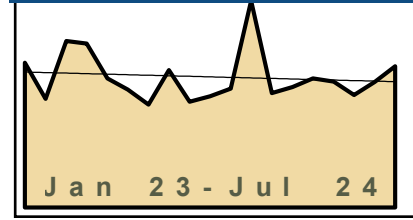
January 2023 -- July 2024 Dispositions

Alexandria and Fairfax Circuit are not Included in State Totals

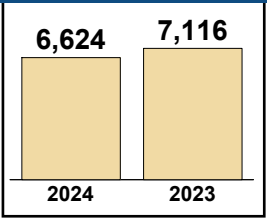
Dashboard

Court: Loudoun Circuit
Circuit/Court ID: 20 220107
Start/End Date: Jan-23 / Jul-24
Type of Case: Dispositions
2023 Average Month: 1,025
2024 Average Month: 946
Jan-Jul 2023: 7,116
Jan-Jul 2024 : 6,624
Dispositions Trending: ▼
Overall AVG. Month: 996

Monthly Dispositions Summary



Jan --- Jul Dispositions



Dispositions by Division

Divisions		Jan	Feb	Mar	Apr	May	Jun	Jul	Aug	Sep	Oct	Nov	Dec	Thru Jul	% Change	Total
Total	2024	871	918	983	960	857	958	1,077	-	-	-	-	-	6,624	-7%	6,624
	2023	1,104	829	1,268	1,249	983	898	785	1,047	807	847	905	1,577	7,116	▼	12,299
Civil	2024	105	142	123	174	131	186	163	-	-	-	-	-	1,024	-22%	1,024
	2023	244	160	253	149	155	168	180	261	148	153	190	177	1,309	▼	2,238
Criminal	2024	126	157	151	132	174	121	160	-	-	-	-	-	1,021	7%	1,021
	2023	133	104	208	131	121	149	105	139	93	117	132	126	951	▲	1,558
Concealed Handgun Permits	2024	271	286	322	306	229	264	300	-	-	-	-	-	1,978	-13%	1,978
	2023	367	363	429	363	259	284	216	251	233	257	277	304	2,281	▼	3,603
Miscellaneous/ Other	2024	367	327	387	346	320	386	453	-	-	-	-	-	2,586	1%	2,586
	2023	360	200	377	605	448	297	283	385	329	320	304	965	2,570	▲	4,873
Others	2024	2	6	-	2	3	1	1	-	-	-	-	-	15	200%	15
	2023	-	2	1	1	-	-	-	1	11	4	-	2	5	▲	27

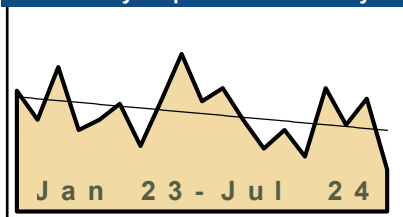
Dispositions by Case Category

Case Categories		Jan	Feb	Mar	Apr	May	Jun	Jul	Aug	Sep	Oct	Nov	Dec	Thru Jul	% Change	Total
Administrative Law	2024	-	-	1	-	1	1	2	-	-	-	-	-	5	-38%	5
	2023	4	-	1	3	-	-	-	-	-	-	-	-	8	▼	8
Capital Murder	2024	-	-	-	-	-	-	-	-	-	-	-	-	0	-100%	0
	2023	-	-	-	2	-	-	-	-	-	-	-	-	2	▼	2
Contested Divorce	2024	19	23	26	22	23	25	19	-	-	-	-	-	157	-8%	157
	2023	24	19	24	25	28	21	29	20	17	22	21	26	170	▼	276
Domestic and Family - Level 1	2024	4	13	10	16	8	42	16	-	-	-	-	-	109	-33%	109
	2023	25	21	38	9	17	27	26	91	22	12	11	23	163	▼	322
Domestic and Family - Level 2	2024	3	6	8	10	9	12	7	-	-	-	-	-	55	-26%	55
	2023	12	8	11	6	17	8	12	16	9	5	24	8	74	▼	136
Felonies and Related Matters	2024	72	66	72	78	98	96	101	-	-	-	-	-	583	26%	583
	2023	63	53	108	43	80	61	54	87	45	47	49	36	462	▲	726
General Civil - Level 1	2024	1	2	2	2	1	3	5	-	-	-	-	-	16	-24%	16
	2023	5	1	7	1	4	3	-	3	1	2	2	1	21	▼	30
General Civil - Level 2	2024	37	40	33	59	34	42	51	-	-	-	-	-	296	-24%	296
	2023	98	49	80	40	41	40	44	60	37	40	43	51	392	▼	623
General Civil - Level 3	2024	8	15	11	9	19	15	17	-	-	-	-	-	94	-25%	94
	2023	37	13	18	19	18	13	8	17	17	16	21	12	126	▼	209
Miscellaneous Civil	2024	394	412	476	454	353	428	482	-	-	-	-	-	2,999	-24%	2,999
	2023	649	536	643	814	488	444	365	482	380	377	397	420	3,939	▼	5,995
Misdemeanor	2024	25	22	32	24	31	16	18	-	-	-	-	-	168	2%	168
	2023	21	17	39	20	18	23	26	12	25	26	26	23	164	▲	276
Other	2024	238	195	214	180	179	209	241	-	-	-	-	-	1,456	91%	1,456
	2023	41	16	143	134	185	122	120	145	163	180	184	835	761	▲	2,268
Other Criminally Related Matters	2024	31	69	47	30	46	10	43	-	-	-	-	-	276	-16%	276
	2023	53	35	62	66	23	65	25	40	23	44	58	67	329	▼	561
Probates/Wills & Trusts - Level 1	2024	1	-	1	1	-	-	-	-	-	-	-	-	3	0%	3
	2023	-	1	1	-	-	1	-	-	-	3	-	1	3	↔	7
Probates/Wills & Trusts - Level 2	2024	6	14	9	11	4	8	7	-	-	-	-	-	59	-14%	59
	2023	7	10	14	6	10	8	14	11	3	13	10	4	69	▼	110
Uncontested Divorce	2024	32	41	41	64	51	51	68	-	-	-	-	-	348	-20%	348
	2023	65	50	79	61	54	62	62	63	65	60	59	70	433	▼	750

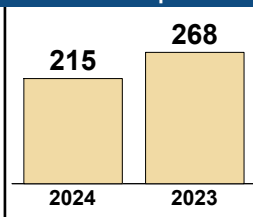
Dashboard

Court: Rappahannock Circuit **Circuit/Court ID:** 20 220157
Start/End Date: Jan-23 / Jul-24 **Type of Case:** Dispositions
2023 Average Month: 41 **2024 Average Month:**31
Jan-Jul 2023: 268 **Jan-Jul 2024 :** 215
Dispositions Trending: ▼ **Overall AVG. Month:** 37

Monthly Dispositions Summary



Jan --- Jul Dispositions



Dispositions by Division

Divisions		Jan	Feb	Mar	Apr	May	Jun	Jul	Aug	Sep	Oct	Nov	Dec	Thru Jul	% Change	Total
Total	2024	24	31	21	47	33	43	16	-	-	-	-	-	215	-20%	215
	2023	46	35	55	31	35	41	25	42	60	42	47	35	268	▼	494
Civil	2024	2	3	1	3	2	2	-	-	-	-	-	-	13	-57%	13
	2023	3	2	4	11	2	1	7	6	11	2	2	4	30	▼	55
Criminal	2024	6	10	7	21	17	25	6	-	-	-	-	-	92	35%	92
	2023	3	10	14	7	7	20	7	8	22	26	29	5	68	▲	158
Concealed Handgun Permits	2024	10	8	11	20	12	14	8	-	-	-	-	-	83	-19%	83
	2023	29	13	30	10	10	9	1	12	23	8	10	13	102	▼	168
Miscellaneous/ Other	2024	6	10	2	3	2	2	2	-	-	-	-	-	27	-60%	27
	2023	11	10	7	3	16	11	10	15	4	6	6	13	68	▼	112
Others	2024	-	-	-	-	-	-	-	-	-	-	-	-	0	0	0
	2023	-	-	-	-	-	-	-	1	-	-	-	-	0	↔	1

Dispositions by Case Category

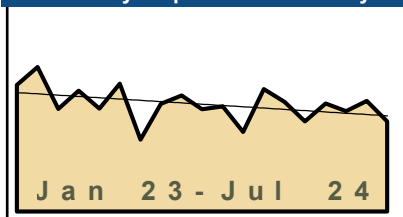
Case Categories		Jan	Feb	Mar	Apr	May	Jun	Jul	Aug	Sep	Oct	Nov	Dec	Thru Jul	% Change	Total
Administrative Law	2024	-	-	-	-	-	-	-	-	-	-	-	-	0	-100%	0
	2023	-	-	1	-	-	-	-	-	-	-	-	-	-	1	▼
Capital Murder	2024	-	-	-	2	-	-	-	-	-	-	-	-	2	2	2
	2023	-	-	-	-	-	-	-	-	-	-	-	-	0	↔	0
Contested Divorce	2024	-	-	-	-	-	-	-	-	-	-	-	-	0	-100%	0
	2023	-	1	1	-	2	-	-	1	1	-	1	2	4	▼	9
Domestic and Family - Level 1	2024	-	1	-	1	-	-	-	-	-	-	-	-	2	-85%	2
	2023	1	-	-	9	-	-	3	-	-	-	-	-	13	▼	13
Domestic and Family - Level 2	2024	-	-	-	-	-	-	-	-	-	-	-	-	0	-100%	0
	2023	1	-	-	-	-	-	-	-	-	-	-	-	1	▼	1
Felonies and Related Matters	2024	3	5	3	14	10	18	3	-	-	-	-	-	56	24%	56
	2023	3	6	8	5	3	15	5	4	9	19	21	3	45	▲	101
General Civil - Level 1	2024	1	-	-	-	-	-	-	-	-	-	-	-	1	1	1
	2023	-	-	-	-	-	-	-	-	-	-	-	-	0	↔	0
General Civil - Level 2	2024	1	1	-	2	-	1	-	-	-	-	-	-	5	-44%	5
	2023	1	-	3	1	2	1	1	3	-	2	1	2	9	▼	17
General Civil - Level 3	2024	1	-	1	1	1	1	-	-	-	-	-	-	5	-50%	5
	2023	2	1	1	1	1	1	3	2	10	-	-	1	10	▼	23
Miscellaneous Civil	2024	14	15	13	22	14	16	10	-	-	-	-	-	104	-11%	104
	2023	32	17	31	11	13	11	2	17	25	8	14	13	117	▼	194
Misdemeanor	2024	2	3	4	2	6	5	1	-	-	-	-	-	23	5%	23
	2023	-	3	6	2	4	5	2	3	11	4	5	2	22	▲	47
Other	2024	-	3	-	-	-	-	-	-	-	-	-	-	3	-93%	3
	2023	6	5	4	1	9	8	7	7	2	5	1	12	40	▼	67
Other Criminally Related Matters	2024	1	2	-	3	1	2	2	-	-	-	-	-	11	1,000%	11
	2023	-	1	-	-	-	-	-	1	2	3	3	-	1	▲	10
Probates/Wills & Trusts - Level 2	2024	-	-	-	-	-	-	-	-	-	-	-	-	0	-100%	0
	2023	-	-	-	-	1	-	-	1	-	1	-	-	1	▼	3
Uncontested Divorce	2024	1	1	-	-	1	-	-	-	-	-	-	-	3	-25%	3
	2023	-	1	-	1	-	-	2	3	-	-	1	-	4	▼	8

Dashboard

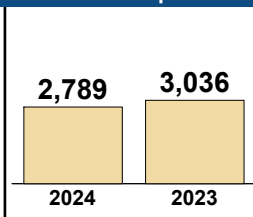
Court: Henry Circuit
Start/End Date: Jan-23 / Jul-24
2023 Average Month: 415
Jan-Jul 2023: 3,036
Dispositions Trending: ▼

Circuit/Court ID: 21 221089
Type of Case: Dispositions
2024 Average Month: 398
Jan-Jul 2024 : 2,789
Overall AVG. Month: 409

Monthly Dispositions Summary



Jan --- Jul Dispositions



Dispositions by Division

Divisions		Jan	Feb	Mar	Apr	May	Jun	Jul	Aug	Sep	Oct	Nov	Dec	Thru Jul	% Change	Total
Total	2024	467	418	344	412	383	421	344	-	-	-	-	-	2,789	-8%	2,789
	2023	482	550	391	460	392	487	274	410	442	390	401	303	3,036	▼	4,982
Civil	2024	35	33	43	38	27	19	29	-	-	-	-	-	224	-9%	224
	2023	46	44	38	31	39	28	19	35	37	30	44	26	245	▼	417
Criminal	2024	250	212	151	214	191	221	172	-	-	-	-	-	1,411	-8%	1,411
	2023	242	265	210	211	207	284	117	214	229	207	219	169	1,536	▼	2,574
Concealed Handgun Permits	2024	115	86	85	88	87	115	65	-	-	-	-	-	641	-17%	641
	2023	132	160	85	153	73	102	63	80	104	89	76	47	768	▼	1,164
Miscellaneous/ Other	2024	67	87	64	72	78	65	78	-	-	-	-	-	511	5%	511
	2023	62	81	58	64	73	73	75	81	72	64	62	61	486	▲	826
Others	2024	-	-	1	-	-	1	-	-	-	-	-	-	2	100%	2
	2023	-	-	-	1	-	-	-	-	-	-	-	-	1	▲	1

Dispositions by Case Category

Case Categories		Jan	Feb	Mar	Apr	May	Jun	Jul	Aug	Sep	Oct	Nov	Dec	Thru Jul	% Change	Total
Administrative Law	2024	-	-	-	-	-	-	-	-	-	-	-	-	0	-100%	0
	2023	-	-	1	-	-	-	-	-	-	-	-	-	-	1	▼
Capital Murder	2024	-	-	-	-	1	-	-	-	-	-	-	-	1	-75%	1
	2023	-	-	-	-	-	-	4	-	-	-	-	-	4	▼	4
Contested Divorce	2024	4	6	7	5	3	2	4	-	-	-	-	-	31	-6%	31
	2023	6	1	9	3	3	9	2	4	5	5	11	2	33	▼	60
Domestic and Family - Level 1	2024	3	3	3	4	6	3	2	-	-	-	-	-	24	-50%	24
	2023	12	16	7	2	8	1	2	3	11	8	1	8	48	▼	79
Domestic and Family - Level 2	2024	2	3	2	1	-	-	3	-	-	-	-	-	11	-8%	11
	2023	4	2	2	1	1	1	1	2	2	5	2	1	12	▼	24
Felonies and Related Matters	2024	169	144	107	163	134	151	119	-	-	-	-	-	987	-9%	987
	2023	173	191	152	156	134	202	71	131	153	146	155	131	1,079	▼	1,795
General Civil - Level 2	2024	8	5	1	4	2	4	4	-	-	-	-	-	28	33%	28
	2023	2	2	3	2	3	6	3	7	5	2	4	1	21	▲	40
General Civil - Level 3	2024	7	6	11	8	2	4	4	-	-	-	-	-	42	20%	42
	2023	5	14	4	4	5	1	2	5	5	3	11	3	35	▲	62
Miscellaneous Civil	2024	140	115	110	118	105	144	86	-	-	-	-	-	818	-13%	818
	2023	148	186	110	184	89	129	95	113	123	114	88	59	941	▼	1,438
Misdemeanor	2024	72	58	26	46	44	65	38	-	-	-	-	-	349	-13%	349
	2023	64	67	55	49	59	74	34	71	67	55	47	33	402	▼	675
Other	2024	42	56	42	41	60	34	56	-	-	-	-	-	331	6%	331
	2023	47	53	32	35	57	44	43	48	52	38	49	48	311	▲	546
Other Criminally Related Matters	2024	9	10	18	5	13	5	15	-	-	-	-	-	75	42%	75
	2023	5	7	3	6	14	8	10	12	9	6	17	6	53	▲	103
Probates/Wills & Trusts - Level 1	2024	-	1	-	1	-	-	-	-	-	-	-	-	2	0%	2
	2023	-	-	1	-	-	-	1	-	2	-	1	-	2	↔	5
Probates/Wills & Trusts - Level 2	2024	2	1	1	6	1	1	6	-	-	-	-	-	18	6%	18
	2023	5	1	3	2	1	5	-	1	1	2	4	5	17	▲	30
Uncontested Divorce	2024	9	10	16	10	12	8	7	-	-	-	-	-	72	-6%	72
	2023	11	10	9	16	18	7	6	13	7	6	11	6	77	▼	120

Dashboard		Monthly Dispositions Summary		Jan --- Jul Dispositions	
<p>Court: Patrick Circuit Start/End Date: Jan-23 / Jul-24 2023 Average Month: 151 Jan-Jul 2023: 1,174 Dispositions Trending: ▼</p>	<p>Circuit/Court ID: 21 221141 Type of Case: Dispositions 2024 Average Month: 151 Jan-Jul 2024 : 1,056 Overall AVG. Month: 151</p>	<p>Jan 23 - Jul 24</p>		<p>2024: 1,056 2023: 1,174</p>	

Dispositions by Division																
Divisions		Jan	Feb	Mar	Apr	May	Jun	Jul	Aug	Sep	Oct	Nov	Dec	Thru Jul	% Change	Total
Total	2024	106	170	252	156	111	118	143	-	-	-	-	-	1,056	-10%	1,056
	2023	206	147	233	99	168	211	110	131	158	112	127	109	1,174	▼	1,811
Civil	2024	4	11	15	5	6	3	10	-	-	-	-	-	54	-2%	54
	2023	2	6	12	5	11	12	7	9	3	4	2	1	55	▼	74
Criminal	2024	42	91	183	117	78	86	73	-	-	-	-	-	670	-3%	670
	2023	141	112	93	26	112	137	69	70	110	65	91	77	690	▼	1,103
Concealed Handgun Permits	2024	54	66	43	28	18	17	54	-	-	-	-	-	280	-27%	280
	2023	60	25	122	64	37	52	26	49	35	28	26	27	386	▼	551
Miscellaneous/ Other	2024	6	2	11	6	8	12	6	-	-	-	-	-	51	21%	51
	2023	3	4	6	4	8	10	7	3	10	15	8	4	42	▲	82
Others	2024	-	-	-	-	1	-	-	-	-	-	-	-	1	0%	1
	2023	-	-	-	-	-	-	1	-	-	-	-	-	1	↔	1

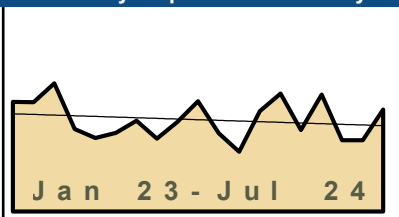
Dispositions by Case Category																
Case Categories		Jan	Feb	Mar	Apr	May	Jun	Jul	Aug	Sep	Oct	Nov	Dec	Thru Jul	% Change	Total
Administrative Law	2024	-	-	-	-	-	-	-	-	-	-	-	-	0	-100%	0
	2023	-	-	-	-	-	1	-	-	-	-	-	-	1	▼	1
Contested Divorce	2024	-	3	2	-	1	-	1	-	-	-	-	-	7	-42%	7
	2023	-	1	3	2	4	-	2	3	-	2	1	1	12	▼	19
Domestic and Family - Level 1	2024	-	-	2	2	-	-	1	-	-	-	-	-	5	150%	5
	2023	-	-	-	-	-	2	-	1	-	-	-	-	2	▲	3
Domestic and Family - Level 2	2024	-	-	-	-	-	-	-	-	-	-	-	-	0	-100%	0
	2023	-	-	1	2	-	-	-	-	1	-	-	1	3	▼	5
Felonies and Related Matters	2024	35	59	154	68	39	55	54	-	-	-	-	-	464	-4%	464
	2023	122	61	68	16	69	101	47	40	88	44	62	45	484	▼	763
General Civil - Level 1	2024	1	-	-	-	-	-	-	-	-	-	-	-	1	1	1
	2023	-	-	-	-	-	-	-	-	-	-	-	-	0	↔	0
General Civil - Level 2	2024	-	2	1	-	2	-	-	-	-	-	-	-	5	25%	5
	2023	-	-	1	-	-	1	2	-	1	2	-	-	4	▲	7
General Civil - Level 3	2024	1	2	2	2	1	-	1	-	-	-	-	-	9	-40%	9
	2023	1	2	3	-	2	6	1	-	-	2	-	-	15	▼	17
Miscellaneous Civil	2024	59	68	54	33	25	29	60	-	-	-	-	-	328	-22%	328
	2023	63	29	127	68	44	59	32	52	45	40	34	30	422	▼	623
Misdemeanor	2024	7	23	28	43	18	25	19	-	-	-	-	-	163	-10%	163
	2023	19	39	25	10	32	34	22	17	20	14	23	30	181	▼	285
Other	2024	-	-	-	-	1	-	-	-	-	-	-	-	1	0%	1
	2023	-	-	-	-	-	-	1	-	-	-	-	-	1	↔	1
Other Criminally Related Matters	2024	-	9	1	6	21	6	-	-	-	-	-	-	43	65%	43
	2023	-	12	-	-	12	2	-	13	2	7	6	2	26	▲	56
Probates/Wills & Trusts - Level 2	2024	-	1	4	1	-	1	3	-	-	-	-	-	10	25%	10
	2023	-	1	2	-	3	2	-	-	-	-	-	-	8	▲	8
Uncontested Divorce	2024	3	3	4	1	3	2	4	-	-	-	-	-	20	33%	20
	2023	1	2	3	1	2	3	3	5	1	1	1	-	15	▲	23

Dashboard

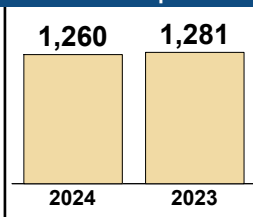
Court: Martinsville Circuit
Start/End Date: Jan-23 / Jul-24
2023 Average Month: 172
Jan-Jul 2023: 1,281
Dispositions Trending: ⇄

Circuit/Court ID: 21 221690
Type of Case: Dispositions
2024 Average Month: 180
Jan-Jul 2024 : 1,260
Overall AVG. Month: 175

Monthly Dispositions Summary



Jan --- Jul Dispositions



Dispositions by Division

Divisions		Jan	Feb	Mar	Apr	May	Jun	Jul	Aug	Sep	Oct	Nov	Dec	Thru Jul	% Change	Total
Total	2024	191	225	155	223	136	136	194	-	-	-	-	-	1,260	-2%	1,260
	2023	209	208	244	157	140	150	173	139	171	210	149	114	1,281	▼	2,064
Civil	2024	14	5	15	15	1	4	7	-	-	-	-	-	61	-8%	61
	2023	14	5	12	13	5	5	12	9	3	5	7	5	66	▼	95
Criminal	2024	114	147	99	148	77	91	103	-	-	-	-	-	779	-11%	779
	2023	146	165	135	119	91	113	108	82	138	155	101	84	877	▼	1,437
Concealed Handgun Permits	2024	5	19	24	19	16	7	16	-	-	-	-	-	106	-5%	106
	2023	17	14	33	7	13	12	15	11	11	18	10	11	111	▼	172
Miscellaneous/ Other	2024	58	54	17	41	42	34	68	-	-	-	-	-	314	38%	314
	2023	32	24	64	18	31	20	38	37	19	32	31	13	227	▲	359
Others	2024	-	-	-	-	-	-	-	-	-	-	-	-	0	0	0
	2023	-	-	-	-	-	-	-	-	-	-	-	1	0	↔	1

Dispositions by Case Category

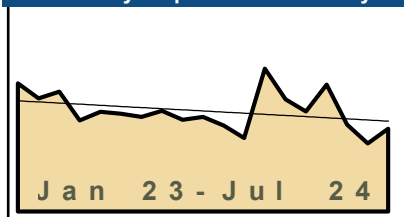
Case Categories		Jan	Feb	Mar	Apr	May	Jun	Jul	Aug	Sep	Oct	Nov	Dec	Thru Jul	% Change	Total
Administrative Law	2024	-	-	1	-	-	-	-	-	-	-	-	-	1	0%	1
	2023	-	-	-	-	-	1	-	-	-	-	-	1	1	↔	2
Capital Murder	2024	-	-	-	-	-	-	-	-	-	-	-	-	0	-100%	0
	2023	-	-	1	-	-	-	-	-	-	-	-	-	1	▼	1
Contested Divorce	2024	-	2	3	-	-	-	1	-	-	-	-	-	6	-33%	6
	2023	1	-	1	1	3	1	2	1	1	1	-	-	9	▼	12
Domestic and Family - Level 1	2024	2	-	-	-	-	-	-	-	-	-	-	-	2	-60%	2
	2023	4	-	-	-	-	-	1	-	-	-	-	2	5	▼	7
Domestic and Family - Level 2	2024	1	-	-	-	-	-	-	-	-	-	-	-	1	1	1
	2023	-	-	-	-	-	-	-	-	-	-	-	-	0	↔	0
Felonies and Related Matters	2024	68	76	65	97	43	62	62	-	-	-	-	-	473	-17%	473
	2023	100	103	84	86	68	78	51	45	102	113	62	63	570	▼	955
General Civil - Level 1	2024	-	-	-	3	-	-	-	-	-	-	-	-	3	0%	3
	2023	-	-	-	-	-	1	2	-	-	-	-	-	3	↔	3
General Civil - Level 2	2024	3	2	1	4	1	3	-	-	-	-	-	-	14	8%	14
	2023	1	1	4	3	1	-	3	3	1	1	1	-	13	▲	19
General Civil - Level 3	2024	6	23	3	5	-	-	1	-	-	-	-	-	38	23%	38
	2023	5	2	5	7	10	1	1	6	-	1	3	1	31	▲	42
Miscellaneous Civil	2024	18	27	29	27	19	14	30	-	-	-	-	-	164	5%	164
	2023	24	18	42	11	18	18	25	19	17	25	15	15	156	▲	247
Misdemeanor	2024	37	30	23	39	17	26	27	-	-	-	-	-	199	14%	199
	2023	26	35	28	25	12	27	22	23	28	31	29	11	175	▲	297
Other	2024	44	24	11	30	38	26	54	-	-	-	-	-	227	37%	227
	2023	25	18	54	12	17	14	26	22	13	24	26	10	166	▲	261
Other Criminally Related Matters	2024	9	41	11	12	17	3	14	-	-	-	-	-	107	-18%	107
	2023	20	27	22	8	11	8	35	14	8	11	10	10	131	▼	184
Probates/Wills & Trusts - Level 2	2024	2	-	6	3	-	2	1	-	-	-	-	-	14	75%	14
	2023	2	4	-	2	-	-	-	2	1	2	1	1	8	▲	15
Uncontested Divorce	2024	1	-	2	3	1	-	4	-	-	-	-	-	11	-8%	11
	2023	1	-	3	2	-	1	5	4	-	1	1	1	12	▼	19

Dashboard

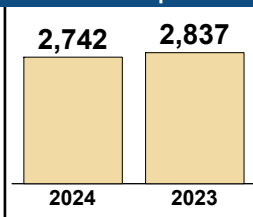
Court: Franklin County Circuit
Start/End Date: Jan-23 / Jul-24
2023 Average Month: 378
Jan-Jul 2023: 2,837
Dispositions Trending: ▼

Circuit/Court ID: 22 222067
Type of Case: Dispositions
2024 Average Month: 392
Jan-Jul 2024 : 2,742
Overall AVG. Month: 383

Monthly Dispositions Summary



Jan --- Jul Dispositions



Dispositions by Division

Divisions		Jan	Feb	Mar	Apr	May	Jun	Jul	Aug	Sep	Oct	Nov	Dec	Thru Jul	% Change	Total
Total	2024	545	427	381	483	331	260	315	-	-	-	-	-	2,742	-3%	2,742
	2023	489	431	457	347	380	373	360	384	349	361	328	280	2,837	▼	4,539
Civil	2024	54	46	41	38	40	31	38	-	-	-	-	-	288	-31%	288
	2023	112	53	64	44	32	49	62	73	44	58	17	70	416	▼	678
Criminal	2024	238	168	181	182	125	151	147	-	-	-	-	-	1,192	-15%	1,192
	2023	244	180	207	218	170	180	204	140	223	197	153	125	1,403	▼	2,241
Concealed Handgun Permits	2024	197	143	82	191	95	23	81	-	-	-	-	-	812	-6%	812
	2023	113	178	160	71	159	124	61	140	63	79	140	63	866	▼	1,351
Miscellaneous/ Other	2024	56	70	77	72	70	55	49	-	-	-	-	-	449	199%	449
	2023	19	20	26	14	18	20	33	31	18	27	18	22	150	▲	266
Others	2024	-	-	-	-	1	-	-	-	-	-	-	-	1	-50%	1
	2023	1	-	-	-	1	-	-	-	1	-	-	-	2	▼	3

Dispositions by Case Category

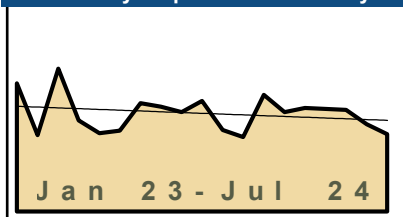
Case Categories		Jan	Feb	Mar	Apr	May	Jun	Jul	Aug	Sep	Oct	Nov	Dec	Thru Jul	% Change	Total
Administrative Law	2024	-	-	1	-	-	-	-	-	-	-	-	-	1	1	1
	2023	-	-	-	-	-	-	-	-	-	-	-	-	0	↔	0
Capital Murder	2024	-	-	1	-	-	-	-	-	-	-	-	-	1	1	1
	2023	-	-	-	-	-	-	-	-	-	-	-	-	0	↔	0
Contested Divorce	2024	5	3	5	5	7	5	4	-	-	-	-	-	34	10%	34
	2023	4	3	6	6	2	5	5	1	5	1	2	4	31	▲	44
Domestic and Family - Level 1	2024	20	8	12	4	14	6	13	-	-	-	-	-	77	-62%	77
	2023	82	16	37	18	8	18	21	32	2	17	6	33	200	▼	290
Domestic and Family - Level 2	2024	2	1	2	2	1	1	1	-	-	-	-	-	10	-38%	10
	2023	2	5	-	-	2	6	1	6	4	1	1	4	16	▼	32
Felonies and Related Matters	2024	194	146	140	145	105	126	121	-	-	-	-	-	977	-16%	977
	2023	194	138	161	197	144	152	178	112	184	159	119	109	1,164	▼	1,847
General Civil - Level 1	2024	-	-	-	1	-	-	-	-	-	-	-	-	1	-67%	1
	2023	1	1	-	1	-	-	-	-	-	-	-	-	3	▼	3
General Civil - Level 2	2024	10	11	5	9	8	6	3	-	-	-	-	-	52	33%	52
	2023	2	6	5	2	7	4	13	9	5	7	4	5	39	▲	69
General Civil - Level 3	2024	2	7	4	2	4	4	4	-	-	-	-	-	27	-27%	27
	2023	7	9	2	3	4	6	6	6	14	9	3	8	37	▼	77
Miscellaneous Civil	2024	213	163	103	209	113	31	100	-	-	-	-	-	932	-6%	932
	2023	129	195	183	82	173	141	91	167	77	105	152	82	994	▼	1,577
Misdemeanor	2024	43	25	36	33	10	21	17	-	-	-	-	-	185	-15%	185
	2023	44	39	46	18	24	24	23	22	30	34	28	18	218	▼	350
Other	2024	40	47	55	50	50	42	29	-	-	-	-	-	313	5,117%	313
	2023	1	2	-	-	1	-	2	2	2	5	-	-	6	▲	15
Other Criminally Related Matters	2024	3	2	4	5	10	4	9	-	-	-	-	-	37	54%	37
	2023	6	3	2	3	2	4	4	6	9	4	6	3	24	▲	52
Probates/Wills & Trusts - Level 1	2024	-	1	1	-	-	-	-	-	-	-	-	-	2	2	2
	2023	-	-	-	-	-	-	-	2	-	-	-	-	0	↔	2
Probates/Wills & Trusts - Level 2	2024	1	2	2	4	3	-	3	-	-	-	-	-	15	-38%	15
	2023	4	5	3	5	3	3	1	4	7	5	1	1	24	▼	42
Protective Orders	2024	-	-	1	-	-	-	-	-	-	-	-	-	1	0%	1
	2023	-	-	-	-	-	1	-	2	1	-	-	1	1	↔	5
Uncontested Divorce	2024	12	11	9	14	6	14	11	-	-	-	-	-	77	-4%	77
	2023	13	9	12	12	10	9	15	13	9	14	6	12	80	▼	134

Dashboard

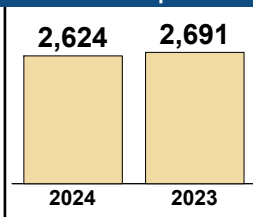
Court: Pittsylvania Circuit
Start/End Date: Jan-23 / Jul-24
2023 Average Month: 374
Jan-Jul 2023: 2,691
Dispositions Trending: ↔

Circuit/Court ID: 22 222143
Type of Case: Dispositions
2024 Average Month: 375
Jan-Jul 2024 : 2,624
Overall AVG. Month: 374

Monthly Dispositions Summary



Jan --- Jul Dispositions



Dispositions by Division

Divisions		Jan	Feb	Mar	Apr	May	Jun	Jul	Aug	Sep	Oct	Nov	Dec	Thru Jul	% Change	Total
Total	2024	445	379	395	391	387	332	295	-	-	-	-	-	2,624	-2%	2,624
	2023	489	291	545	347	298	308	413	400	379	421	311	284	2,691	▼	4,486
Civil	2024	46	27	38	28	56	32	30	-	-	-	-	-	257	0%	257
	2023	31	31	52	37	29	25	52	43	26	19	21	44	257	↔	410
Criminal	2024	81	138	114	113	137	82	129	-	-	-	-	-	794	-3%	794
	2023	100	113	145	117	102	122	121	139	165	182	116	77	820	▼	1,499
Concealed Handgun Permits	2024	193	148	174	169	126	109	78	-	-	-	-	-	997	-12%	997
	2023	254	70	286	122	97	112	186	131	114	164	119	104	1,127	▼	1,759
Miscellaneous/ Other	2024	97	60	69	81	68	109	58	-	-	-	-	-	542	12%	542
	2023	103	77	62	71	69	47	54	87	74	56	55	59	483	▲	814
Others	2024	28	6	-	-	-	-	-	-	-	-	-	-	34	750%	34
	2023	1	-	-	-	1	2	-	-	-	-	-	-	4	▲	4

Dispositions by Case Category

Case Categories		Jan	Feb	Mar	Apr	May	Jun	Jul	Aug	Sep	Oct	Nov	Dec	Thru Jul	% Change	Total
Administrative Law	2024	-	1	-	1	-	-	-	-	-	-	-	-	2	100%	2
	2023	-	-	-	-	-	1	-	-	-	-	-	-	1	▲	1
Capital Murder	2024	-	-	-	-	-	-	-	-	-	-	-	-	0	-100%	0
	2023	-	-	1	-	-	-	-	-	-	-	-	-	1	▼	1
Contested Divorce	2024	5	3	3	4	5	9	4	-	-	-	-	-	33	18%	33
	2023	-	4	10	4	3	2	5	5	2	3	4	11	28	▲	53
Domestic and Family - Level 1	2024	20	11	6	8	23	8	10	-	-	-	-	-	86	-8%	86
	2023	10	10	15	16	6	8	28	8	4	1	-	15	93	▼	121
Domestic and Family - Level 2	2024	1	2	10	3	3	3	1	-	-	-	-	-	23	109%	23
	2023	1	-	4	-	4	-	2	1	1	1	4	-	11	▲	18
Felonies and Related Matters	2024	69	98	85	82	109	60	94	-	-	-	-	-	597	-1%	597
	2023	69	88	106	84	72	90	92	107	130	140	87	60	601	▼	1,125
General Civil - Level 1	2024	-	-	-	-	1	-	-	-	-	-	-	-	1	-67%	1
	2023	1	1	1	-	-	-	-	1	1	-	-	-	3	▼	5
General Civil - Level 2	2024	6	2	5	2	4	4	2	-	-	-	-	-	25	14%	25
	2023	6	2	3	3	4	3	1	10	3	3	2	2	22	▲	42
General Civil - Level 3	2024	3	5	5	3	8	3	4	-	-	-	-	-	31	7%	31
	2023	4	2	6	4	5	4	4	7	5	4	2	8	29	▲	55
Miscellaneous Civil	2024	208	168	194	188	143	128	95	-	-	-	-	-	1,124	-11%	1,124
	2023	281	96	305	145	112	129	201	170	128	182	138	122	1,269	▼	2,009
Misdemeanor	2024	11	37	24	25	26	11	29	-	-	-	-	-	163	-16%	163
	2023	27	22	34	27	30	29	25	25	34	33	27	17	194	▼	330
Other	2024	109	43	47	62	48	90	42	-	-	-	-	-	441	34%	441
	2023	72	50	45	42	53	30	38	41	57	38	36	39	330	▲	541
Other Criminally Related Matters	2024	2	3	5	6	2	11	6	-	-	-	-	-	35	40%	35
	2023	4	3	4	6	-	3	5	7	1	10	2	3	25	▲	48
Probates/Wills & Trusts - Level 1	2024	-	-	-	-	-	-	-	-	-	-	-	-	0	0	0
	2023	-	-	-	-	-	-	-	-	-	-	-	1	0	↔	1
Probates/Wills & Trusts - Level 2	2024	-	1	1	1	-	1	3	-	-	-	-	-	7	0%	7
	2023	1	1	1	3	-	1	-	2	-	2	1	2	7	↔	14
Uncontested Divorce	2024	11	5	10	6	15	4	5	-	-	-	-	-	56	-27%	56
	2023	13	12	10	13	9	8	12	16	13	4	7	5	77	▼	122

Dashboard		Monthly Dispositions Summary		Jan --- Jul Dispositions	
<p>Court: Danville Circuit Start/End Date: Jan-23 / Jul-24 2023 Average Month: 448 Jan-Jul 2023: 3,098 Dispositions Trending: ▲</p>	<p>Circuit/Court ID: 22 222590 Type of Case: Dispositions 2024 Average Month: 459 Jan-Jul 2024 : 3,212 Overall AVG. Month: 452</p>	<p>Jan 23 - Jul 24</p>		<div style="display: flex; justify-content: space-around;"> <div style="text-align: center;"> <p>3,212</p> <div style="width: 40px; height: 40px; background-color: #f0e68c; margin: 0 auto;"></div> <p>2024</p> </div> <div style="text-align: center;"> <p>3,098</p> <div style="width: 40px; height: 40px; background-color: #f0e68c; margin: 0 auto;"></div> <p>2023</p> </div> </div>	

Dispositions by Division																
Divisions		Jan	Feb	Mar	Apr	May	Jun	Jul	Aug	Sep	Oct	Nov	Dec	Thru Jul	% Change	Total
Total	2024	457	434	511	575	368	388	479	-	-	-	-	-	3,212	4%	3,212
	2023	581	401	502	442	402	416	354	483	274	863	351	310	3,098	▲	5,379
Civil	2024	42	36	78	60	41	32	51	-	-	-	-	-	340	83%	340
	2023	35	22	20	27	35	29	18	48	24	52	59	74	186	▲	443
Criminal	2024	243	263	219	311	163	190	259	-	-	-	-	-	1,648	-11%	1,648
	2023	391	227	312	298	165	271	194	259	131	583	189	89	1,858	▼	3,109
Concealed Handgun Permits	2024	44	45	66	48	47	68	53	-	-	-	-	-	371	-6%	371
	2023	69	53	86	25	88	24	49	60	48	37	31	55	394	▼	625
Miscellaneous/ Other	2024	128	90	148	156	117	98	116	-	-	-	-	-	853	29%	853
	2023	86	98	84	92	114	92	93	116	71	191	72	92	659	▲	1,201
Others	2024	-	-	-	-	-	-	-	-	-	-	-	-	0	-100%	0
	2023	-	1	-	-	-	-	-	-	-	-	-	-	1	▼	1


Dispositions by Case Category																
Case Categories		Jan	Feb	Mar	Apr	May	Jun	Jul	Aug	Sep	Oct	Nov	Dec	Thru Jul	% Change	Total
Administrative Law	2024	-	-	-	1	-	-	1	-	-	-	-	-	2	2	2
	2023	-	-	-	-	-	-	-	-	-	1	1	1	0	↔	3
Capital Murder	2024	-	-	3	-	-	-	-	-	-	-	-	-	3	3	3
	2023	-	-	-	-	-	-	-	-	-	-	-	-	0	↔	0
Contested Divorce	2024	2	1	7	6	3	3	4	-	-	-	-	-	26	30%	26
	2023	3	3	2	3	3	4	2	7	1	5	2	6	20	▲	41
Domestic and Family - Level 1	2024	7	5	40	13	10	8	11	-	-	-	-	-	94	248%	94
	2023	7	3	4	6	2	4	1	8	2	2	15	15	27	▲	69
Domestic and Family - Level 2	2024	3	3	2	13	2	2	-	-	-	-	-	-	25	733%	25
	2023	1	-	1	-	-	1	-	-	-	16	-	11	3	▲	30
Felonies and Related Matters	2024	175	172	148	222	110	119	143	-	-	-	-	-	1,089	-13%	1,089
	2023	260	166	204	207	99	192	128	192	97	293	133	67	1,256	▼	2,038
General Civil - Level 1	2024	1	2	1	-	-	-	2	-	-	-	-	-	6	100%	6
	2023	-	-	-	-	3	-	-	1	3	3	1	2	3	▲	13
General Civil - Level 2	2024	10	5	10	10	13	4	10	-	-	-	-	-	62	82%	62
	2023	6	4	5	5	4	5	5	7	8	25	8	16	34	▲	98
General Civil - Level 3	2024	16	18	13	11	6	7	17	-	-	-	-	-	88	80%	88
	2023	4	8	3	5	12	12	5	15	6	20	13	18	49	▲	121
Miscellaneous Civil	2024	64	60	97	89	66	93	71	-	-	-	-	-	540	8%	540
	2023	76	74	97	37	99	40	75	119	55	115	38	92	498	▲	917
Misdemeanor	2024	64	91	53	69	36	69	100	-	-	-	-	-	482	-10%	482
	2023	134	53	96	75	58	66	55	74	29	280	60	18	537	▼	998
Other	2024	94	71	113	105	92	71	95	-	-	-	-	-	641	20%	641
	2023	75	76	71	76	101	71	64	50	58	77	59	43	534	▲	821
Other Criminally Related Matters	2024	11	5	15	25	22	4	17	-	-	-	-	-	99	9%	99
	2023	11	9	13	22	11	14	11	5	6	16	6	4	91	▲	128
Probates/Wills & Trusts - Level 1	2024	-	-	-	-	-	-	-	-	-	-	-	-	0	-100%	0
	2023	-	-	-	-	-	1	-	-	-	-	-	1	1	▼	2
Probates/Wills & Trusts - Level 2	2024	2	-	2	1	-	1	1	-	-	-	-	-	7	75%	7
	2023	-	-	-	-	1	-	3	1	5	2	3	2	4	▲	17
Uncontested Divorce	2024	8	1	7	10	8	7	7	-	-	-	-	-	48	17%	48
	2023	4	5	6	6	8	7	5	4	4	8	12	14	41	▲	83

This report reflects data in the case management system. Numbers will update accordingly as reports are refreshed and posted.

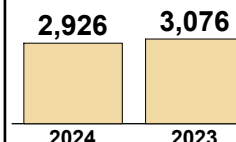
Dashboard

Court: Roanoke County Circuit
Circuit/Court ID: 23 223161
Start/End Date: Jan-23 / Jul-24
Type of Case: Dispositions
2023 Average Month: 419
2024 Average Month: 418
Jan-Jul 2023: 3,076
Jan-Jul 2024 : 2,926
Dispositions Trending: ▼
Overall AVG. Month: 419

Monthly Dispositions Summary



Jan --- Jul Dispositions



Dispositions by Division

Divisions		Jan	Feb	Mar	Apr	May	Jun	Jul	Aug	Sep	Oct	Nov	Dec	Thru Jul	% Change	Total
Total	2024	344	379	505	472	403	402	421	-	-	-	-	-	2,926	-5%	2,926
	2023	442	454	529	439	401	367	444	454	383	379	326	412	3,076	▼	5,030
Civil	2024	42	40	53	57	57	51	61	-	-	-	-	-	361	-3%	361
	2023	43	68	61	51	61	40	48	61	52	43	43	44	372	▼	615
Criminal	2024	147	150	195	175	153	151	171	-	-	-	-	-	1,142	9%	1,142
	2023	122	150	201	143	114	120	196	196	149	164	133	162	1,046	▲	1,850
Concealed Handgun Permits	2024	114	153	211	183	153	161	156	-	-	-	-	-	1,131	-18%	1,131
	2023	233	195	224	215	195	164	158	146	120	134	119	176	1,384	▼	2,079
Miscellaneous/ Other	2024	41	36	46	57	40	39	33	-	-	-	-	-	292	7%	292
	2023	44	41	43	30	31	43	42	51	62	38	31	29	274	▲	485
Others	2024	-	-	-	-	-	-	-	-	-	-	-	-	0	0	0
	2023	-	-	-	-	-	-	-	-	-	-	-	1	0	↔	1

Dispositions by Case Category

Case Categories		Jan	Feb	Mar	Apr	May	Jun	Jul	Aug	Sep	Oct	Nov	Dec	Thru Jul	% Change	Total
Administrative Law	2024	-	1	-	-	-	-	-	-	-	-	-	-	1	-80%	1
	2023	-	2	-	-	-	1	2	-	1	-	-	-	5	▼	6
Capital Murder	2024	-	-	-	-	-	1	-	-	-	-	-	-	1	0%	1
	2023	-	-	1	-	-	-	-	-	-	-	-	-	1	↔	1
Contested Divorce	2024	7	7	3	2	11	5	14	-	-	-	-	-	49	-2%	49
	2023	5	11	8	5	11	1	9	8	9	5	3	3	50	▼	78
Domestic and Family - Level 1	2024	3	3	10	5	8	13	4	-	-	-	-	-	46	2%	46
	2023	1	8	5	5	9	9	8	10	7	13	12	6	45	▲	93
Domestic and Family - Level 2	2024	2	3	6	3	6	4	3	-	-	-	-	-	27	59%	27
	2023	2	2	5	2	1	2	3	3	1	4	3	1	17	▲	29
Felonies and Related Matters	2024	111	126	154	144	105	113	120	-	-	-	-	-	873	5%	873
	2023	85	128	161	113	96	91	156	157	108	128	110	128	830	▲	1,461
General Civil - Level 1	2024	2	-	1	1	1	1	-	-	-	-	-	-	6	200%	6
	2023	1	-	-	1	-	-	-	-	-	1	1	-	2	▲	4
General Civil - Level 2	2024	9	7	12	18	12	14	12	-	-	-	-	-	84	15%	84
	2023	14	8	12	11	12	11	5	10	12	4	12	8	73	▲	119
General Civil - Level 3	2024	5	7	4	9	8	7	5	-	-	-	-	-	45	10%	45
	2023	3	10	4	7	5	5	7	12	3	3	3	11	41	▲	73
Miscellaneous Civil	2024	154	188	258	234	187	194	184	-	-	-	-	-	1,399	-15%	1,399
	2023	274	233	266	245	222	202	197	195	181	170	148	202	1,639	▼	2,535
Misdemeanor	2024	22	17	39	24	33	29	40	-	-	-	-	-	204	25%	204
	2023	24	17	29	23	11	22	37	32	27	31	15	23	163	▲	291
Other	2024	-	-	-	1	2	1	2	-	-	-	-	-	6	20%	6
	2023	-	1	2	-	1	1	-	-	5	-	-	2	5	▲	12
Other Criminally Related Matters	2024	14	7	7	7	16	8	11	-	-	-	-	-	70	35%	70
	2023	13	5	10	7	7	7	3	7	14	6	8	11	52	▲	98
Probates/Wills & Trusts - Level 1	2024	-	1	1	1	-	-	2	-	-	-	-	-	5	25%	5
	2023	1	1	-	-	1	1	-	-	2	-	-	-	4	▲	6
Probates/Wills & Trusts - Level 2	2024	5	1	1	6	6	1	3	-	-	-	-	-	23	-23%	23
	2023	3	7	3	3	8	2	4	2	1	3	1	2	30	▼	39
Uncontested Divorce	2024	10	11	9	17	8	11	21	-	-	-	-	-	87	-27%	87
	2023	16	21	23	17	17	12	13	18	12	11	10	15	119	▼	185

Dashboard		Monthly Dispositions Summary		Jan --- Jul Dispositions	
<p>Court: Roanoke Circuit Start/End Date: Jan-23 / Jul-24 2023 Average Month: 393 Jan-Jul 2023: 2,913 Dispositions Trending: ▲</p>	<p>Circuit/Court ID: 23 223770 Type of Case: Dispositions 2024 Average Month: 459 Jan-Jul 2024 : 3,212 Overall AVG. Month: 417</p>	<p>Jan 23 - Jul 24</p>		<p>3,212 (2024) vs 2,913 (2023)</p>	

Dispositions by Division																
Divisions		Jan	Feb	Mar	Apr	May	Jun	Jul	Aug	Sep	Oct	Nov	Dec	Thru Jul	% Change	Total
Total	2024	714	386	465	478	354	346	469	-	-	-	-	-	3,212	10%	3,212
	2023	379	395	441	364	543	440	351	376	377	372	313	362	2,913	▲	4,713
Civil	2024	163	72	107	131	81	99	102	-	-	-	-	-	755	21%	755
	2023	58	80	96	83	138	99	68	92	120	90	68	58	622	▲	1,050
Criminal	2024	204	163	190	161	144	134	210	-	-	-	-	-	1,206	2%	1,206
	2023	153	169	203	144	167	188	158	161	161	134	137	177	1,182	▲	1,952
Concealed Handgun Permits	2024	39	100	136	118	72	67	97	-	-	-	-	-	629	-21%	629
	2023	119	122	93	94	162	116	86	79	55	104	82	84	792	▼	1,196
Miscellaneous/ Other	2024	308	51	32	68	57	46	60	-	-	-	-	-	622	97%	622
	2023	49	24	49	43	76	36	39	44	41	44	26	42	316	▲	513
Others	2024	-	-	-	-	-	-	-	-	-	-	-	-	0	-100%	0
	2023	-	-	-	-	-	1	-	-	-	-	-	1	1	▼	2

Dispositions by Case Category																
Case Categories		Jan	Feb	Mar	Apr	May	Jun	Jul	Aug	Sep	Oct	Nov	Dec	Thru Jul	% Change	Total
Administrative Law	2024	3	-	1	1	-	-	1	-	-	-	-	-	6	200%	6
	2023	-	2	-	-	-	-	-	-	1	-	-	-	2	▲	3
Capital Murder	2024	-	-	-	-	-	-	-	-	-	-	-	-	0	-100%	0
	2023	1	-	1	-	-	1	2	-	-	-	-	-	5	▼	5
Contested Divorce	2024	12	10	6	8	10	8	14	-	-	-	-	-	68	24%	68
	2023	9	4	8	7	11	6	10	9	10	9	9	6	55	▲	98
Domestic and Family - Level 1	2024	39	8	42	65	26	39	22	-	-	-	-	-	241	52%	241
	2023	-	38	18	19	28	51	5	33	41	25	13	11	159	▲	282
Domestic and Family - Level 2	2024	13	2	10	7	4	7	4	-	-	-	-	-	47	81%	47
	2023	5	3	6	6	5	1	-	5	1	5	4	3	26	▲	44
Felonies and Related Matters	2024	166	126	159	106	92	109	162	-	-	-	-	-	920	5%	920
	2023	108	136	153	107	120	153	103	123	110	106	91	144	880	▲	1,454
General Civil - Level 1	2024	4	2	-	4	3	4	6	-	-	-	-	-	23	21%	23
	2023	1	3	3	1	2	5	4	3	6	4	2	2	19	▲	36
General Civil - Level 2	2024	36	19	17	14	15	14	16	-	-	-	-	-	131	12%	131
	2023	9	9	22	14	38	14	11	13	15	16	6	20	117	▲	187
General Civil - Level 3	2024	21	17	12	10	8	2	19	-	-	-	-	-	89	41%	89
	2023	11	3	8	10	19	5	7	11	8	7	2	5	63	▲	96
Miscellaneous Civil	2024	334	142	166	181	122	110	155	-	-	-	-	-	1,210	11%	1,210
	2023	164	146	140	138	227	152	124	121	100	151	109	123	1,091	▲	1,695
Misdemeanor	2024	18	19	21	36	31	12	26	-	-	-	-	-	163	-6%	163
	2023	17	21	34	22	20	23	37	23	36	17	21	18	174	▼	289
Other	2024	7	-	-	-	-	1	2	-	-	-	-	-	10	100%	10
	2023	-	-	-	1	2	1	1	-	2	-	-	2	5	▲	9
Other Criminally Related Matters	2024	20	22	18	20	21	13	24	-	-	-	-	-	138	10%	138
	2023	27	12	15	16	27	12	16	15	16	11	25	15	125	▲	207
Probates/Wills & Trusts - Level 1	2024	1	-	-	1	-	1	-	-	-	-	-	-	3	50%	3
	2023	1	-	-	1	-	-	-	-	1	-	-	1	2	▲	4
Probates/Wills & Trusts - Level 2	2024	11	-	1	2	2	2	3	-	-	-	-	-	21	-34%	21
	2023	1	2	6	7	7	5	4	1	2	1	1	2	32	▼	39
Protective Orders	2024	-	-	-	-	1	-	-	-	-	-	-	-	1	1	1
	2023	-	-	-	-	-	-	-	-	-	-	-	-	0	↔	0
Uncontested Divorce	2024	29	19	12	23	19	24	15	-	-	-	-	-	141	-11%	141
	2023	25	16	27	15	37	11	27	19	28	20	30	10	158	▼	265

Dashboard				Monthly Dispositions Summary				Jan --- Jul Dispositions			
Court: Salem Circuit		Circuit/Court ID: 23 223775		<p>Jan 23 - Jul 24</p>				<p>709 731</p> <p>2024 2023</p>			
Start/End Date: Jan-23 / Jul-24		Type of Case: Dispositions									
2023 Average Month: 103		2024 Average Month: 101									
Jan-Jul 2023: 731		Jan-Jul 2024 : 709									
Dispositions Trending: ▼		Overall AVG. Month: 102									

Dispositions by Division																
Divisions		Jan	Feb	Mar	Apr	May	Jun	Jul	Aug	Sep	Oct	Nov	Dec	Thru Jul	% Change	Total
Total	2024	122	147	76	106	77	78	103	-	-	-	-	-	709	-3%	709
	2023	125	112	117	92	105	109	71	145	78	93	108	81	731	▼	1,236
Civil	2024	21	15	7	18	9	10	18	-	-	-	-	-	98	24%	98
	2023	12	15	14	8	12	12	6	17	11	8	15	12	79	▲	142
Criminal	2024	61	68	28	40	33	35	54	-	-	-	-	-	319	-8%	319
	2023	67	50	55	39	56	45	33	76	40	56	42	37	345	▼	596
Concealed Handgun Permits	2024	32	43	35	39	28	30	14	-	-	-	-	-	221	-11%	221
	2023	42	35	39	40	27	38	27	35	21	22	39	28	248	▼	393
Miscellaneous/ Other	2024	8	21	6	9	7	3	17	-	-	-	-	-	71	20%	71
	2023	4	12	9	5	10	14	5	17	6	7	12	4	59	▲	105

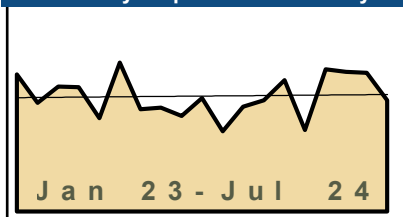
Dispositions by Case Category																
Case Categories		Jan	Feb	Mar	Apr	May	Jun	Jul	Aug	Sep	Oct	Nov	Dec	Thru Jul	% Change	Total
Administrative Law	2024	1	-	-	-	-	-	-	-	-	-	-	-	1	1	1
	2023	-	-	-	-	-	-	-	-	-	-	-	-	0	↔	0
Contested Divorce	2024	3	-	1	4	2	1	1	-	-	-	-	-	12	-25%	12
	2023	1	6	2	2	1	2	2	3	1	-	1	4	16	▼	25
Domestic and Family - Level 1	2024	3	-	2	2	-	1	6	-	-	-	-	-	14	-13%	14
	2023	4	1	2	-	5	2	2	3	4	2	4	5	16	▼	34
Domestic and Family - Level 2	2024	1	3	-	1	-	1	2	-	-	-	-	-	8	60%	8
	2023	2	1	1	-	1	-	-	3	-	1	1	-	5	▲	10
Felonies and Related Matters	2024	47	53	23	28	25	27	27	-	-	-	-	-	230	-16%	230
	2023	57	38	46	28	42	35	27	52	32	51	36	30	273	▼	474
General Civil - Level 1	2024	-	1	-	-	-	-	-	-	-	-	-	-	1	1	1
	2023	-	-	-	-	-	-	-	1	-	1	-	-	0	↔	2
General Civil - Level 2	2024	8	9	-	7	1	1	6	-	-	-	-	-	32	60%	32
	2023	3	2	3	4	4	3	1	2	2	1	3	2	20	▲	30
General Civil - Level 3	2024	-	6	1	-	2	1	-	-	-	-	-	-	10	67%	10
	2023	-	-	1	1	-	4	-	-	1	-	2	-	6	▲	9
Miscellaneous Civil	2024	39	52	41	48	35	34	29	-	-	-	-	-	278	-5%	278
	2023	46	44	46	44	34	49	31	51	27	28	50	30	294	▼	480
Misdemeanor	2024	9	15	2	6	8	5	26	-	-	-	-	-	71	9%	71
	2023	10	9	7	10	13	10	6	20	7	5	6	7	65	▲	110
Other	2024	-	1	-	-	1	-	1	-	-	-	-	-	3	3	3
	2023	-	-	-	-	-	-	-	-	-	-	-	-	0	↔	0
Other Criminally Related Matters	2024	6	-	3	6	-	3	1	-	-	-	-	-	19	138%	19
	2023	-	3	2	2	1	-	-	4	1	1	-	-	8	▲	14
Probates/Wills & Trusts - Level 1	2024	-	-	-	-	-	-	-	-	-	-	-	-	0	0	0
	2023	-	-	-	-	-	-	-	-	-	-	-	1	0	↔	1
Probates/Wills & Trusts - Level 2	2024	1	4	-	-	1	-	-	-	-	-	-	-	6	20%	6
	2023	1	2	1	-	1	-	-	1	2	1	2	-	5	▲	11
Uncontested Divorce	2024	4	3	3	4	2	4	4	-	-	-	-	-	24	4%	24
	2023	1	6	6	1	3	4	2	5	1	2	3	2	23	▲	36

Dashboard

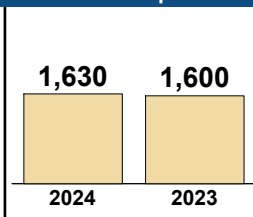
Court: Amherst Circuit
Start/End Date: Jan-23 / Jul-24
2023 Average Month: 212
Jan-Jul 2023: 1,600
Dispositions Trending: ⇌

Circuit/Court ID: 24 224009
Type of Case: Dispositions
2024 Average Month: 233
Jan-Jul 2024 : 1,630
Overall AVG. Month: 220

Monthly Dispositions Summary



Jan --- Jul Dispositions



Dispositions by Division

Divisions		Jan	Feb	Mar	Apr	May	Jun	Jul	Aug	Sep	Oct	Nov	Dec	Thru Jul	% Change	Total
Total	2024	212	250	155	271	266	264	212	-	-	-	-	-	1,630	2%	1,630
	2023	261	207	238	237	178	284	195	198	182	216	153	200	1,600	▲	2,549
Civil	2024	9	17	13	23	15	24	19	-	-	-	-	-	120	-6%	120
	2023	8	5	34	10	15	47	8	9	10	14	16	11	127	▼	187
Criminal	2024	65	103	56	82	88	94	75	-	-	-	-	-	563	10%	563
	2023	83	64	79	66	62	97	59	56	59	89	20	91	510	▲	825
Concealed Handgun Permits	2024	79	86	34	86	87	49	65	-	-	-	-	-	486	-13%	486
	2023	102	78	66	126	36	80	71	58	63	69	84	46	559	▼	879
Miscellaneous/ Other	2024	59	44	52	80	76	97	53	-	-	-	-	-	461	15%	461
	2023	68	59	59	35	65	59	57	75	50	44	33	52	402	▲	656
Others	2024	-	-	-	-	-	-	-	-	-	-	-	-	0	-100%	0
	2023	-	1	-	-	-	1	-	-	-	-	-	-	2	▼	2

Dispositions by Case Category

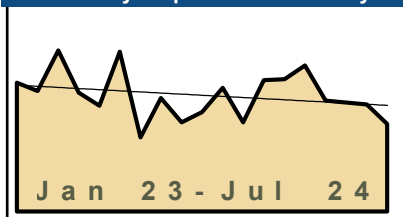
Case Categories		Jan	Feb	Mar	Apr	May	Jun	Jul	Aug	Sep	Oct	Nov	Dec	Thru Jul	% Change	Total
Administrative Law	2024	-	-	1	-	-	-	-	-	-	-	-	-	1	1	1
	2023	-	-	-	-	-	-	-	-	-	1	-	1	0	↔	2
Capital Murder	2024	-	-	-	-	1	-	-	-	-	-	-	-	1	1	1
	2023	-	-	-	-	-	-	-	-	-	1	-	-	0	↔	1
Contested Divorce	2024	-	3	-	2	2	2	1	-	-	-	-	-	10	11%	10
	2023	2	-	2	2	-	1	2	-	-	-	2	2	9	▲	13
Domestic and Family - Level 1	2024	1	7	4	5	-	6	6	-	-	-	-	-	29	-44%	29
	2023	-	-	28	-	7	17	-	-	1	6	2	5	52	▼	66
Domestic and Family - Level 2	2024	-	1	-	3	-	1	-	-	-	-	-	-	5	-17%	5
	2023	-	-	1	1	1	2	1	1	1	1	2	1	6	▼	12
Felonies and Related Matters	2024	46	79	41	54	33	51	55	-	-	-	-	-	359	13%	359
	2023	50	50	39	40	37	61	41	23	39	33	16	52	318	▲	481
General Civil - Level 1	2024	-	-	-	-	-	-	1	-	-	-	-	-	1	1	1
	2023	-	-	-	-	-	-	-	-	-	-	-	-	0	↔	0
General Civil - Level 2	2024	-	3	2	4	5	7	4	-	-	-	-	-	25	56%	25
	2023	3	4	1	1	-	3	4	2	4	1	4	-	16	▲	27
General Civil - Level 3	2024	2	1	3	3	5	2	1	-	-	-	-	-	17	89%	17
	2023	1	-	2	2	2	3	1	1	2	3	1	1	9	▲	17
Miscellaneous Civil	2024	86	91	43	109	102	71	79	-	-	-	-	-	581	-6%	581
	2023	107	91	77	130	43	88	82	66	71	82	88	52	618	▼	977
Misdemeanor	2024	15	21	5	27	12	29	19	-	-	-	-	-	128	-3%	128
	2023	20	10	31	21	15	27	8	17	12	14	3	35	132	▼	213
Other	2024	51	38	43	57	60	70	39	-	-	-	-	-	358	5%	358
	2023	63	47	47	30	57	52	45	67	42	29	29	46	341	▲	554
Other Criminally Related Matters	2024	4	3	10	1	42	15	1	-	-	-	-	-	76	9%	76
	2023	14	4	9	5	10	18	10	16	8	41	1	4	70	▲	140
Probates/Wills & Trusts - Level 1	2024	-	-	-	-	-	1	-	-	-	-	-	-	1	0%	1
	2023	-	-	-	1	-	-	-	-	-	-	-	-	1	↔	1
Probates/Wills & Trusts - Level 2	2024	2	-	1	-	1	1	1	-	-	-	-	-	6	50%	6
	2023	-	-	1	-	2	1	-	1	1	-	1	-	4	▲	7
Uncontested Divorce	2024	5	3	2	6	3	8	5	-	-	-	-	-	32	33%	32
	2023	1	1	2	4	4	11	1	4	1	4	4	1	24	▲	38

Dashboard

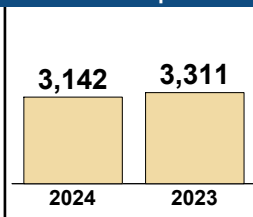
Court: Bedford Circuit
Start/End Date: Jan-23 / Jul-24
2023 Average Month: 440
Jan-Jul 2023: 3,311
Dispositions Trending: ▼

Circuit/Court ID: 24 224019
Type of Case: Dispositions
2024 Average Month: 449
Jan-Jul 2024 : 3,142
Overall AVG. Month: 443

Monthly Dispositions Summary



Jan --- Jul Dispositions



Dispositions by Division

Divisions		Jan	Feb	Mar	Apr	May	Jun	Jul	Aug	Sep	Oct	Nov	Dec	Thru Jul	% Change	Total
Total	2024	501	504	557	423	415	408	334	-	-	-	-	-	3,142	-5%	3,142
	2023	491	459	614	453	403	609	282	433	340	379	471	340	3,311	▼	5,274
Civil	2024	49	57	46	67	50	59	52	-	-	-	-	-	380	-8%	380
	2023	63	85	52	69	52	65	27	53	41	50	87	67	413	▼	711
Criminal	2024	128	145	134	161	128	123	60	-	-	-	-	-	879	14%	879
	2023	117	65	125	59	145	178	83	100	119	133	113	63	772	▲	1,300
Concealed Handgun Permits	2024	235	232	305	133	182	151	153	-	-	-	-	-	1,391	-17%	1,391
	2023	262	251	359	272	134	292	110	223	124	142	221	147	1,680	▼	2,537
Miscellaneous/ Other	2024	89	70	72	61	55	75	69	-	-	-	-	-	491	10%	491
	2023	49	58	78	53	72	74	62	57	56	54	50	62	446	▲	725
Others	2024	-	-	-	1	-	-	-	-	-	-	-	-	1	1	1
	2023	-	-	-	-	-	-	-	-	-	-	-	1	0	↔	1

Dispositions by Case Category

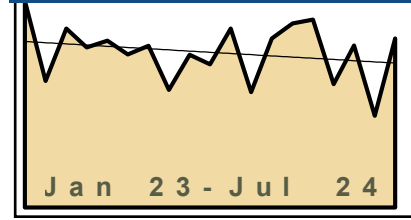
Case Categories		Jan	Feb	Mar	Apr	May	Jun	Jul	Aug	Sep	Oct	Nov	Dec	Thru Jul	% Change	Total
Administrative Law	2024	-	-	-	-	-	1	-	-	-	-	-	-	1	-50%	1
	2023	1	1	-	-	-	-	-	1	-	-	-	-	2	▼	3
Capital Murder	2024	-	-	-	-	1	-	-	-	-	-	-	-	1	-50%	1
	2023	2	-	-	-	-	-	-	-	-	-	-	-	2	▼	2
Contested Divorce	2024	4	5	6	7	7	8	8	-	-	-	-	-	45	0%	45
	2023	6	15	6	3	3	12	-	6	6	2	7	4	45	↔	70
Domestic and Family - Level 1	2024	15	2	9	20	17	14	17	-	-	-	-	-	94	4%	94
	2023	6	37	6	23	10	8	-	16	5	8	28	13	90	▲	160
Domestic and Family - Level 2	2024	4	12	4	4	3	2	4	-	-	-	-	-	33	-11%	33
	2023	8	6	6	6	4	3	4	3	5	6	8	7	37	▼	66
Felonies and Related Matters	2024	102	124	73	110	96	106	35	-	-	-	-	-	646	24%	646
	2023	78	52	86	42	105	100	60	81	75	103	72	51	523	▲	905
General Civil - Level 1	2024	-	-	-	1	1	1	-	-	-	-	-	-	3	0%	3
	2023	-	-	2	1	-	-	-	-	1	1	-	2	3	↔	7
General Civil - Level 2	2024	6	12	12	14	7	17	9	-	-	-	-	-	77	15%	77
	2023	18	8	2	11	8	14	6	8	4	21	6	28	67	▲	134
General Civil - Level 3	2024	11	3	-	6	1	11	4	-	-	-	-	-	36	-5%	36
	2023	2	1	6	3	7	6	13	15	4	1	8	5	38	▼	71
Miscellaneous Civil	2024	280	263	343	158	198	187	178	-	-	-	-	-	1,607	-15%	1,607
	2023	288	282	403	299	162	325	142	251	157	167	246	177	1,901	▼	2,899
Misdemeanor	2024	17	14	34	29	23	13	15	-	-	-	-	-	145	27%	145
	2023	26	13	24	8	12	18	13	13	26	17	25	8	114	▲	203
Other	2024	41	41	33	37	38	26	43	-	-	-	-	-	259	24%	259
	2023	16	25	36	23	42	39	28	28	21	28	23	27	209	▲	336
Other Criminally Related Matters	2024	9	7	27	22	13	4	10	-	-	-	-	-	92	-35%	92
	2023	11	1	17	12	31	60	10	6	18	13	18	4	142	▼	201
Probates/Wills & Trusts - Level 1	2024	-	-	-	-	1	-	-	-	-	-	-	-	1	-83%	1
	2023	2	2	1	-	-	1	-	1	-	2	-	1	6	▼	10
Probates/Wills & Trusts - Level 2	2024	1	4	5	1	3	1	2	-	-	-	-	-	17	-32%	17
	2023	3	2	5	3	3	9	-	2	7	4	5	2	25	▼	45
Uncontested Divorce	2024	11	17	11	14	6	17	9	-	-	-	-	-	85	-21%	85
	2023	24	14	14	19	16	14	6	2	11	6	25	11	107	▼	162

Dashboard

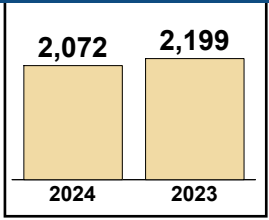
Court: Campbell Circuit
Start/End Date: Jan-23 / Jul-24
2023 Average Month: 296
Jan-Jul 2023: 2,199
Dispositions Trending: ▼

Circuit/Court ID: 24 224031
Type of Case: Dispositions
2024 Average Month: 296
Jan-Jul 2024 : 2,072
Overall AVG. Month: 296

Monthly Dispositions Summary



Jan --- Jul Dispositions



Dispositions by Division

Divisions		Jan	Feb	Mar	Apr	May	Jun	Jul	Aug	Sep	Oct	Nov	Dec	Thru Jul	% Change	Total
Total	2024	322	351	358	235	309	175	322	-	-	-	-	-	2,072	-6%	2,072
	2023	394	241	341	305	318	292	308	224	291	273	341	220	2,199	▼	3,548
Civil	2024	45	35	35	23	18	20	42	-	-	-	-	-	218	-20%	218
	2023	48	28	44	33	37	32	49	31	43	30	49	17	271	▼	441
Criminal	2024	116	90	119	60	132	72	88	-	-	-	-	-	677	-2%	677
	2023	106	61	90	77	109	148	99	93	93	112	129	51	690	▼	1,168
Concealed Handgun Permits	2024	123	189	151	115	128	60	156	-	-	-	-	-	922	-8%	922
	2023	208	136	169	166	139	77	111	72	132	102	124	127	1,006	▼	1,563
Miscellaneous/ Other	2024	38	37	53	37	31	23	36	-	-	-	-	-	255	10%	255
	2023	32	16	38	29	33	35	49	28	23	29	39	25	232	▲	376

Dispositions by Case Category

Case Categories		Jan	Feb	Mar	Apr	May	Jun	Jul	Aug	Sep	Oct	Nov	Dec	Thru Jul	% Change	Total
Administrative Law	2024	-	-	-	-	-	-	-	-	-	-	-	-	0	0	0
	2023	-	-	-	-	-	-	-	-	1	-	-	-	0	↔	1
Contested Divorce	2024	3	4	4	7	-	2	6	-	-	-	-	-	26	-7%	26
	2023	1	5	6	3	6	2	5	5	5	1	-	-	28	▼	39
Domestic and Family - Level 1	2024	6	3	2	2	1	2	6	-	-	-	-	-	22	-50%	22
	2023	10	8	8	3	5	5	5	3	4	1	17	5	44	▼	74
Domestic and Family - Level 2	2024	1	2	-	1	2	-	3	-	-	-	-	-	9	-44%	9
	2023	4	-	3	2	3	3	1	1	2	3	9	-	16	▼	31
Felonies and Related Matters	2024	67	54	67	36	78	45	41	-	-	-	-	-	388	-1%	388
	2023	47	36	61	40	66	89	52	66	61	84	63	32	391	▼	697
General Civil - Level 1	2024	1	-	1	-	-	-	1	-	-	-	-	-	3	200%	3
	2023	-	-	-	-	-	1	-	-	-	-	-	1	1	▲	2
General Civil - Level 2	2024	7	5	7	5	8	2	10	-	-	-	-	-	44	-15%	44
	2023	8	2	9	7	7	5	14	9	16	8	6	3	52	▼	94
General Civil - Level 3	2024	18	18	14	3	4	5	12	-	-	-	-	-	74	35%	74
	2023	6	1	12	4	3	4	25	6	6	11	10	9	55	▲	97
Miscellaneous Civil	2024	145	202	175	132	142	73	174	-	-	-	-	-	1,043	-9%	1,043
	2023	225	144	182	187	161	104	142	90	144	118	145	136	1,145	▼	1,778
Misdemeanor	2024	43	32	48	21	50	27	42	-	-	-	-	-	263	-2%	263
	2023	54	22	22	36	37	58	40	28	23	27	61	19	269	▼	427
Other	2024	8	13	24	19	12	9	14	-	-	-	-	-	99	32%	99
	2023	16	8	16	8	10	10	7	7	9	12	6	8	75	▲	117
Other Criminally Related Matters	2024	7	4	5	3	4	-	5	-	-	-	-	-	28	-7%	28
	2023	5	3	7	1	6	1	7	-	9	1	5	-	30	▼	45
Probates/Wills & Trusts - Level 1	2024	-	-	-	-	-	-	-	-	-	-	-	-	0	-100%	0
	2023	2	-	-	-	1	-	-	-	1	1	-	-	3	▼	5
Probates/Wills & Trusts - Level 2	2024	2	3	1	-	1	-	3	-	-	-	-	-	10	-9%	10
	2023	5	2	3	-	-	1	-	-	1	-	-	-	11	▼	12
Protective Orders	2024	-	1	-	-	-	-	-	-	-	-	-	-	1	1	1
	2023	-	-	-	-	-	-	-	-	-	-	-	-	0	↔	0
Uncontested Divorce	2024	14	10	10	6	7	10	5	-	-	-	-	-	62	-22%	62
	2023	11	10	12	14	13	9	10	9	9	6	18	8	79	▼	129

Dashboard		Monthly Dispositions Summary		Jan --- Jul Dispositions	
<p>Court: Nelson Circuit Start/End Date: Jan-23 / Jul-24 2023 Average Month: 97 Jan-Jul 2023: 739 Dispositions Trending: ▼</p>	<p>Circuit/Court ID: 24 224125 Type of Case: Dispositions 2024 Average Month: 92 Jan-Jul 2024 : 641 Overall AVG. Month: 95</p>	<p style="text-align: center; font-weight: bold;">Jan 23 - Jul 24</p>		<div style="display: flex; justify-content: space-around;"> <div style="text-align: center;"> <p style="font-size: 24px; font-weight: bold;">641</p> <p>2024</p> </div> <div style="text-align: center;"> <p style="font-size: 24px; font-weight: bold;">739</p> <p>2023</p> </div> </div>	

Dispositions by Division																
Divisions		Jan	Feb	Mar	Apr	May	Jun	Jul	Aug	Sep	Oct	Nov	Dec	Thru Jul	% Change	Total
Total	2024	73	113	126	85	83	71	90	-	-	-	-	-	641	-13%	641
	2023	127	100	167	90	101	73	81	72	99	92	91	75	739	▼	1,168
Civil	2024	4	10	11	9	12	4	10	-	-	-	-	-	60	-9%	60
	2023	5	5	12	5	20	12	7	8	10	7	9	8	66	▼	108
Criminal	2024	25	44	82	18	43	39	44	-	-	-	-	-	295	-20%	295
	2023	47	58	96	50	36	41	41	36	47	66	41	26	369	▼	585
Concealed Handgun Permits	2024	38	39	23	50	19	25	27	-	-	-	-	-	221	-8%	221
	2023	66	29	48	26	37	12	23	17	39	15	33	37	241	▼	382
Miscellaneous/ Other	2024	5	20	10	8	9	3	9	-	-	-	-	-	64	2%	64
	2023	9	8	11	9	8	8	10	11	3	4	7	4	63	▲	92
Others	2024	1	-	-	-	-	-	-	-	-	-	-	-	1	1	1
	2023	-	-	-	-	-	-	-	-	-	-	1	-	0	↔	1

Dispositions by Case Category																
Case Categories		Jan	Feb	Mar	Apr	May	Jun	Jul	Aug	Sep	Oct	Nov	Dec	Thru Jul	% Change	Total
Administrative Law	2024	-	1	-	-	-	-	-	-	-	-	-	-	1	0%	1
	2023	-	1	-	-	-	-	-	-	-	-	-	-	1	↔	1
Contested Divorce	2024	2	2	2	3	-	-	2	-	-	-	-	-	11	10%	11
	2023	-	1	4	-	-	2	3	-	-	-	-	-	10	▲	10
Domestic and Family - Level 1	2024	-	4	-	-	2	-	1	-	-	-	-	-	7	-30%	7
	2023	-	-	2	2	3	1	2	-	1	2	1	2	10	▼	16
Domestic and Family - Level 2	2024	-	-	-	-	-	-	-	-	-	-	-	-	0	-100%	0
	2023	-	-	-	-	-	1	-	1	1	1	-	-	1	▼	4
Felonies and Related Matters	2024	14	30	41	16	29	21	32	-	-	-	-	-	183	-21%	183
	2023	18	40	66	27	23	29	29	24	16	59	19	11	232	▼	361
General Civil - Level 1	2024	-	-	-	-	-	-	-	-	-	-	-	-	0	-100%	0
	2023	-	-	-	-	1	-	-	-	-	-	-	2	1	▼	3
General Civil - Level 2	2024	-	5	3	4	3	2	1	-	-	-	-	-	18	50%	18
	2023	-	2	3	1	5	1	-	4	1	1	5	1	12	▲	24
General Civil - Level 3	2024	1	4	2	2	6	-	1	-	-	-	-	-	16	-20%	16
	2023	5	1	4	1	6	3	-	3	1	1	1	3	20	▼	29
Miscellaneous Civil	2024	43	53	33	57	27	27	36	-	-	-	-	-	276	-8%	276
	2023	74	35	57	34	45	21	34	25	42	19	40	40	300	▼	466
Misdemeanor	2024	3	10	12	2	13	8	7	-	-	-	-	-	55	-49%	55
	2023	28	16	24	14	7	9	9	11	6	6	19	8	107	▼	157
Other	2024	1	-	1	-	-	-	-	-	-	-	-	-	2	0%	2
	2023	-	-	-	-	2	-	-	-	1	1	2	-	2	↔	6
Other Criminally Related Matters	2024	8	4	29	-	1	10	5	-	-	-	-	-	57	78%	57
	2023	1	2	6	10	7	3	3	1	25	1	3	7	32	▲	69
Probates/Wills & Trusts - Level 1	2024	-	-	-	-	1	-	1	-	-	-	-	-	2	100%	2
	2023	1	-	-	-	-	-	-	-	-	-	-	-	1	▲	1
Probates/Wills & Trusts - Level 2	2024	-	-	-	-	1	1	-	-	-	-	-	-	2	100%	2
	2023	-	-	-	1	-	-	-	-	1	-	1	1	1	▲	4
Uncontested Divorce	2024	1	-	3	1	-	2	4	-	-	-	-	-	11	22%	11
	2023	-	2	1	-	2	3	1	3	4	1	-	-	9	▲	17

CPSS-CCMS-10.11 CASELOAD STATISTICS OF THE CIRCUIT COURTS

Lynchburg

January 2023 -- July 2024 Dispositions

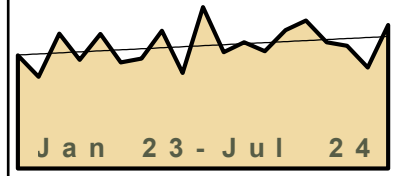
Alexandria and Fairfax Circuit are not Included in State Totals

Dashboard

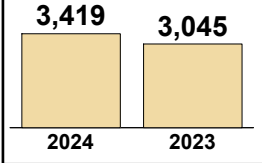
Court: Lynchburg Circuit
Start/End Date: Jan-23 / Jul-24
2023 Average Month: 456
Jan-Jul 2023: 3,045
Dispositions Trending: ▲

Circuit/Court ID: 24 224680
Type of Case: Dispositions
2024 Average Month: 488
Jan-Jul 2024 : 3,419
Overall AVG. Month: 468

Monthly Dispositions Summary



Jan --- Jul Dispositions



Dispositions by Division

Divisions		Jan	Feb	Mar	Apr	May	Jun	Jul	Aug	Sep	Oct	Nov	Dec	Thru Jul	% Change	Total
Total	2024	447	527	564	481	468	385	547	-	-	-	-	-	3,419	12%	3,419
	2023	431	349	514	414	513	405	419	525	364	615	443	481	3,045	▲	5,473
Civil	2024	67	80	101	62	79	73	108	-	-	-	-	-	570	19%	570
	2023	67	60	60	64	74	85	70	86	53	116	67	81	480	▲	883
Criminal	2024	227	208	278	232	208	181	311	-	-	-	-	-	1,645	13%	1,645
	2023	193	154	279	181	243	190	220	264	154	365	221	230	1,460	▲	2,694
Concealed Handgun Permits	2024	59	114	79	85	88	56	67	-	-	-	-	-	548	-18%	548
	2023	111	81	100	91	137	80	69	70	76	64	65	88	669	▼	1,032
Miscellaneous/ Other	2024	94	125	106	102	92	75	61	-	-	-	-	-	655	52%	655
	2023	59	53	75	77	59	48	60	105	81	70	90	82	431	▲	859
Others	2024	-	-	-	-	1	-	-	-	-	-	-	-	1	-80%	1
	2023	1	1	-	1	-	2	-	-	-	-	-	-	5	▼	5

Dispositions by Case Category

Case Categories		Jan	Feb	Mar	Apr	May	Jun	Jul	Aug	Sep	Oct	Nov	Dec	Thru Jul	% Change	Total
Administrative Law	2024	-	-	1	-	1	1	-	-	-	-	-	-	3	50%	3
	2023	1	-	-	-	-	1	-	-	-	1	-	-	2	▲	3
Capital Murder	2024	-	1	-	-	-	1	-	-	-	-	-	-	2	2	2
	2023	-	-	-	-	-	-	-	-	-	-	-	-	0	↔	0
Contested Divorce	2024	6	7	5	4	4	12	3	-	-	-	-	-	41	-18%	41
	2023	8	8	5	9	11	4	5	8	5	5	8	6	50	▼	82
Domestic and Family - Level 1	2024	20	17	30	12	22	10	42	-	-	-	-	-	153	63%	153
	2023	4	16	5	17	11	19	22	16	4	56	14	21	94	▲	205
Domestic and Family - Level 2	2024	3	6	4	2	4	1	4	-	-	-	-	-	24	-4%	24
	2023	1	3	5	5	6	3	2	4	3	2	6	1	25	▼	41
Felonies and Related Matters	2024	142	111	175	147	113	84	186	-	-	-	-	-	958	16%	958
	2023	84	91	161	107	153	105	128	155	83	280	133	135	829	▲	1,615
General Civil - Level 1	2024	2	1	1	-	1	2	2	-	-	-	-	-	9	0%	9
	2023	1	1	3	-	3	-	1	1	3	3	4	1	9	↔	21
General Civil - Level 2	2024	10	24	20	11	19	10	13	-	-	-	-	-	107	24%	107
	2023	14	11	16	7	12	14	12	25	17	12	17	15	86	▲	172
General Civil - Level 3	2024	6	9	15	9	8	18	17	-	-	-	-	-	82	21%	82
	2023	12	6	14	11	9	12	4	11	4	3	7	12	68	▲	105
Miscellaneous Civil	2024	93	165	119	130	120	92	110	-	-	-	-	-	829	-5%	829
	2023	137	102	144	126	156	105	99	125	117	96	96	117	869	▼	1,420
Misdemeanor	2024	74	74	78	71	83	81	109	-	-	-	-	-	570	12%	570
	2023	82	47	100	64	72	63	79	75	58	77	78	80	507	▲	875
Other	2024	58	63	66	56	59	34	15	-	-	-	-	-	351	54%	351
	2023	32	33	28	38	38	29	30	49	39	37	57	53	228	▲	463
Other Criminally Related Matters	2024	14	25	25	21	12	17	27	-	-	-	-	-	141	1%	141
	2023	29	16	18	17	20	25	15	35	21	24	15	19	140	▲	254
Probates/Wills & Trusts - Level 1	2024	1	-	-	-	-	-	1	-	-	-	-	-	2	2	2
	2023	-	-	-	-	-	-	-	-	-	-	-	1	0	↔	1
Probates/Wills & Trusts - Level 2	2024	1	3	2	3	2	2	1	-	-	-	-	-	14	-26%	14
	2023	9	3	-	2	2	3	-	3	-	3	1	2	19	▼	28
Protective Orders	2024	-	2	-	-	-	-	-	-	-	-	-	-	2	2	2
	2023	-	-	-	-	-	-	-	-	-	-	-	-	0	↔	0
Uncontested Divorce	2024	17	19	23	15	20	20	17	-	-	-	-	-	131	10%	131
	2023	17	12	15	11	20	22	22	18	10	16	7	18	119	▲	188

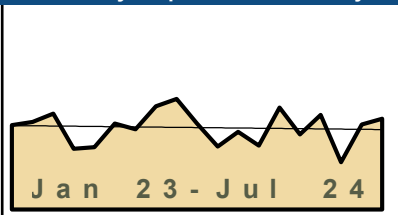
This report reflects data in the case management system. Numbers will update accordingly as reports are refreshed and posted.

Dashboard

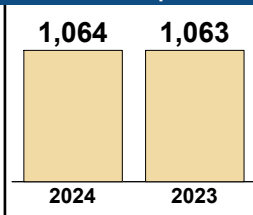
Court: Alleghany Circuit
Start/End Date: Jan-23 / Jul-24
2023 Average Month: 159
Jan-Jul 2023: 1,063
Dispositions Trending: ⇌

Circuit/Court ID: 25 225005
Type of Case: Dispositions
2024 Average Month: 152
Jan-Jul 2024 : 1,064
Overall AVG. Month: 156

Monthly Dispositions Summary



Jan --- Jul Dispositions



Dispositions by Division

Divisions		Jan	Feb	Mar	Apr	May	Jun	Jul	Aug	Sep	Oct	Nov	Dec	Thru Jul	% Change	Total
Total	2024	122	194	143	180	90	162	173	-	-	-	-	-	1,064	0%	1,064
	2023	161	167	183	116	119	164	153	197	211	164	120	148	1,063	▲	1,903
Civil	2024	10	42	10	7	6	11	9	-	-	-	-	-	95	22%	95
	2023	15	7	16	14	4	9	13	17	24	5	15	12	78	▲	151
Criminal	2024	61	76	79	128	65	126	108	-	-	-	-	-	643	15%	643
	2023	87	79	80	44	66	109	93	130	145	109	57	85	558	▲	1,084
Concealed Handgun Permits	2024	40	41	46	35	17	24	40	-	-	-	-	-	243	-30%	243
	2023	50	71	78	48	35	29	36	39	37	37	33	42	347	▼	535
Miscellaneous/ Other	2024	11	35	8	10	2	1	15	-	-	-	-	-	82	5%	82
	2023	9	10	8	10	13	17	11	11	5	13	15	9	78	▲	131
Others	2024	-	-	-	-	-	-	1	-	-	-	-	-	1	-50%	1
	2023	-	-	1	-	1	-	-	-	-	-	-	-	2	▼	2

Dispositions by Case Category

Case Categories		Jan	Feb	Mar	Apr	May	Jun	Jul	Aug	Sep	Oct	Nov	Dec	Thru Jul	% Change	Total
Capital Murder	2024	-	-	-	-	-	-	-	-	-	-	-	-	0	0%	0
	2023	-	-	-	-	-	-	-	-	-	-	-	2	0	↔	2
Contested Divorce	2024	1	5	2	2	-	3	1	-	-	-	-	-	14	100%	14
	2023	2	-	-	2	1	1	1	4	3	-	4	1	7	▲	19
Domestic and Family - Level 1	2024	2	1	1	-	-	-	1	-	-	-	-	-	5	25%	5
	2023	1	-	1	1	-	-	1	-	5	1	3	1	4	▲	14
Domestic and Family - Level 2	2024	-	1	-	-	2	1	-	-	-	-	-	-	4	-20%	4
	2023	1	-	2	1	-	-	1	2	-	-	-	-	5	▼	7
Felonies and Related Matters	2024	37	52	59	79	47	90	77	-	-	-	-	-	441	14%	441
	2023	52	52	52	37	44	84	65	103	108	77	44	56	386	▲	774
General Civil - Level 1	2024	-	3	-	1	-	-	-	-	-	-	-	-	4	300%	4
	2023	-	-	-	1	-	-	-	-	-	1	-	2	1	▲	4
General Civil - Level 2	2024	1	12	2	1	1	-	2	-	-	-	-	-	19	36%	19
	2023	1	2	4	2	1	2	2	1	1	-	-	1	14	▲	17
General Civil - Level 3	2024	-	11	-	-	-	2	2	-	-	-	-	-	15	7%	15
	2023	6	-	2	2	-	1	3	3	10	-	4	1	14	▲	32
Miscellaneous Civil	2024	51	68	54	45	19	25	55	-	-	-	-	-	317	-24%	317
	2023	58	81	86	56	46	45	44	50	42	50	45	50	416	▼	653
Misdemeanor	2024	21	22	13	44	13	27	27	-	-	-	-	-	167	7%	167
	2023	30	24	22	7	21	25	27	25	34	30	13	23	156	▲	281
Other	2024	1	2	-	-	-	-	1	-	-	-	-	-	4	33%	4
	2023	-	-	1	-	1	1	-	-	-	-	-	-	3	▲	3
Other Criminally Related Matters	2024	3	2	7	5	5	9	4	-	-	-	-	-	35	119%	35
	2023	5	3	6	-	1	-	1	3	3	2	-	4	16	▲	28
Probates/Wills & Trusts - Level 1	2024	-	4	-	-	-	-	-	-	-	-	-	-	4	300%	4
	2023	-	-	-	1	-	-	-	-	-	-	-	-	1	▲	1
Probates/Wills & Trusts - Level 2	2024	1	-	1	1	-	1	-	-	-	-	-	-	4	-33%	4
	2023	-	-	2	-	-	2	2	1	-	-	-	1	6	▼	8
Uncontested Divorce	2024	4	11	4	2	3	4	3	-	-	-	-	-	31	-9%	31
	2023	5	5	5	6	4	3	6	5	5	3	7	6	34	▼	60

Dashboard		Monthly Dispositions Summary		Jan --- Jul Dispositions	
<p>Court: Augusta Circuit Start/End Date: Jan-23 / Jul-24 2023 Average Month: 486 Jan-Jul 2023: 3,488 Dispositions Trending: ▲</p>	<p>Circuit/Court ID: 25 225015 Type of Case: Dispositions 2024 Average Month: 559 Jan-Jul 2024 : 3,912 Overall AVG. Month: 513</p>	<p style="text-align: center; font-weight: bold;">Jan 23 - Jul 24</p>		<p style="text-align: center;"> 3,912 3,488 2024 2023 </p>	

Dispositions by Division																
Divisions		Jan	Feb	Mar	Apr	May	Jun	Jul	Aug	Sep	Oct	Nov	Dec	Thru Jul	% Change	Total
Total	2024	678	762	562	514	516	444	436	-	-	-	-	-	3,912	12%	3,912
	2023	509	509	697	463	548	367	395	509	475	463	432	470	3,488	▲	5,837
Civil	2024	140	244	61	45	54	64	76	-	-	-	-	-	684	113%	684
	2023	43	27	76	38	37	56	44	82	43	81	39	78	321	▲	644
Criminal	2024	217	203	172	224	173	208	167	-	-	-	-	-	1,364	10%	1,364
	2023	216	167	209	184	217	124	125	218	202	176	155	161	1,242	▲	2,154
Concealed Handgun Permits	2024	166	217	263	173	186	114	108	-	-	-	-	-	1,227	-7%	1,227
	2023	161	232	316	168	208	96	140	107	150	129	160	125	1,321	▼	1,992
Miscellaneous/ Other	2024	144	90	61	67	99	51	83	-	-	-	-	-	595	0%	595
	2023	87	82	94	70	85	89	86	98	80	77	74	101	593	▲	1,023
Others	2024	11	8	5	5	4	7	2	-	-	-	-	-	42	282%	42
	2023	2	1	2	3	1	2	-	4	-	-	-	4	11	▲	24

Dispositions by Case Category																
Case Categories		Jan	Feb	Mar	Apr	May	Jun	Jul	Aug	Sep	Oct	Nov	Dec	Thru Jul	% Change	Total
Administrative Law	2024	-	-	-	1	-	3	-	-	-	-	-	-	4	33%	4
	2023	-	1	1	1	-	-	-	4	-	-	-	1	3	▲	8
Capital Murder	2024	-	2	-	1	-	-	-	-	-	-	-	-	3	3	3
	2023	-	-	-	-	-	-	-	1	1	-	-	-	0	↔	2
Contested Divorce	2024	2	11	9	7	7	4	5	-	-	-	-	-	45	5%	45
	2023	6	4	9	6	8	2	8	11	6	5	6	5	43	▲	76
Domestic and Family - Level 1	2024	6	4	1	14	7	15	39	-	-	-	-	-	86	438%	86
	2023	4	1	1	1	-	5	4	7	3	8	2	2	16	▲	38
Domestic and Family - Level 2	2024	3	19	3	6	8	7	4	-	-	-	-	-	50	-15%	50
	2023	4	5	32	7	3	3	5	11	3	6	1	4	59	▼	84
Felonies and Related Matters	2024	131	150	123	168	126	148	134	-	-	-	-	-	980	14%	980
	2023	138	110	160	137	130	101	85	142	125	130	108	103	861	▲	1,469
General Civil - Level 1	2024	1	-	-	-	1	-	-	-	-	-	-	-	2	-67%	2
	2023	2	2	-	1	1	-	-	3	1	1	-	1	6	▼	12
General Civil - Level 2	2024	34	10	6	3	12	1	10	-	-	-	-	-	76	52%	76
	2023	6	4	8	8	9	11	4	10	8	23	5	11	50	▲	107
General Civil - Level 3	2024	21	7	9	3	11	16	5	-	-	-	-	-	72	38%	72
	2023	7	3	9	4	2	13	14	16	6	12	12	15	52	▲	113
Miscellaneous Civil	2024	293	426	287	204	233	138	141	-	-	-	-	-	1,722	9%	1,722
	2023	192	265	359	208	251	136	167	152	199	158	197	188	1,578	▲	2,472
Misdemeanor	2024	81	53	48	52	42	56	28	-	-	-	-	-	360	7%	360
	2023	70	50	45	41	80	18	33	72	71	46	40	56	337	▲	622
Other	2024	85	45	48	39	51	30	53	-	-	-	-	-	351	5%	351
	2023	57	49	53	30	43	48	55	40	32	48	40	71	335	▲	566
Other Criminally Related Matters	2024	5	3	1	4	5	4	6	-	-	-	-	-	28	-38%	28
	2023	8	7	5	6	7	5	7	4	6	-	7	2	45	▼	64
Probates/Wills & Trusts - Level 1	2024	-	-	-	-	1	-	1	-	-	-	-	-	2	2	2
	2023	-	-	-	-	-	-	-	2	-	1	-	-	0	↔	3
Probates/Wills & Trusts - Level 2	2024	1	5	3	2	1	4	1	-	-	-	-	-	17	21%	17
	2023	2	1	4	1	3	1	2	12	1	4	1	5	14	▲	37
Protective Orders	2024	-	-	-	-	-	1	-	-	-	-	-	-	1	1	1
	2023	-	-	-	-	-	-	-	-	-	-	-	-	0	↔	0
Uncontested Divorce	2024	15	27	24	10	11	17	9	-	-	-	-	-	113	27%	113
	2023	13	7	11	12	11	24	11	22	13	21	12	7	89	▲	164


This report reflects data in the case management system. Numbers will update accordingly as reports are refreshed and posted.

Dashboard

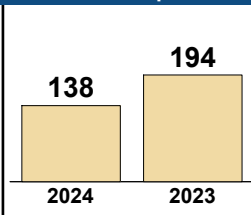
Court: Bath Circuit
Start/End Date: Jan-23 / Jul-24
2023 Average Month: 28
Jan-Jul 2023: 194
Dispositions Trending: ▼

Circuit/Court ID: 25 225017
Type of Case: Dispositions
2024 Average Month: 20
Jan-Jul 2024 : 138
Overall AVG. Month: 25

Monthly Dispositions Summary



Jan --- Jul Dispositions



Dispositions by Division

Divisions		Jan	Feb	Mar	Apr	May	Jun	Jul	Aug	Sep	Oct	Nov	Dec	Thru Jul	% Change	Total
Total	2024	16	15	28	19	19	21	20	-	-	-	-	-	138	-29%	138
	2023	24	20	36	15	23	40	36	26	20	31	44	26	194	▼	341
Civil	2024	2	4	-	1	-	3	2	-	3	-	1	2	12	33%	12
	2023	-	-	4	-	1	3	1	-	3	-	-	1	9	▲	15
Criminal	2024	4	2	17	3	3	8	8	-	-	-	-	-	45	0%	45
	2023	5	3	6	-	4	22	5	4	8	17	22	7	45	↔	103
Concealed Handgun Permits	2024	9	9	9	13	15	8	7	-	-	-	-	-	70	-42%	70
	2023	17	16	24	12	12	13	27	18	6	14	20	17	121	▼	196
Miscellaneous/ Other	2024	1	-	2	2	1	2	3	-	-	-	-	-	11	-42%	11
	2023	2	1	2	3	6	2	3	4	3	-	1	-	19	▼	27

Dispositions by Case Category

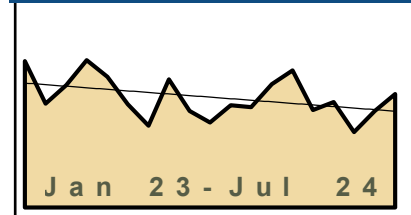
Case Categories		Jan	Feb	Mar	Apr	May	Jun	Jul	Aug	Sep	Oct	Nov	Dec	Thru Jul	% Change	Total
Contested Divorce	2024	-	1	-	1	-	-	-	-	-	-	-	-	2	0%	2
	2023	-	-	-	-	-	1	1	-	-	-	1	-	2	↔	3
Domestic and Family - Level 1	2024	-	1	-	-	-	-	1	-	-	-	-	-	2	2	2
	2023	-	-	-	-	-	-	-	-	-	-	-	2	0	↔	2
Domestic and Family - Level 2	2024	-	-	-	-	-	-	-	-	-	-	-	-	0	-100%	0
	2023	-	-	-	-	-	1	-	-	-	-	-	-	1	▼	1
Felonies and Related Matters	2024	3	-	15	2	3	5	6	-	-	-	-	-	34	-13%	34
	2023	5	3	6	-	3	21	1	1	5	15	13	6	39	▼	79
General Civil - Level 1	2024	-	-	-	-	-	-	-	-	-	-	-	-	0	-100%	0
	2023	-	-	-	-	-	-	1	-	-	-	-	-	1	▼	1
General Civil - Level 2	2024	3	-	-	-	-	-	1	-	-	-	-	-	4	100%	4
	2023	-	-	1	-	-	-	1	-	2	-	-	-	2	▲	4
General Civil - Level 3	2024	-	1	-	1	-	-	-	-	-	-	-	-	2	-33%	2
	2023	-	-	2	-	1	-	-	1	1	-	1	-	3	▼	6
Miscellaneous Civil	2024	9	9	11	14	16	10	9	-	-	-	-	-	78	-42%	78
	2023	19	17	25	14	17	14	28	20	8	14	20	17	134	▼	213
Misdemeanor	2024	1	2	2	1	-	2	2	-	-	-	-	-	10	100%	10
	2023	-	-	-	-	-	1	4	1	2	2	8	1	5	▲	19
Other Criminally Related Matters	2024	-	-	-	-	-	1	-	-	-	-	-	-	1	0%	1
	2023	-	-	-	-	1	-	-	2	1	-	1	-	1	↔	5
Probates/Wills & Trusts - Level 2	2024	-	-	-	-	-	2	-	-	-	-	-	-	2	100%	2
	2023	-	-	-	1	-	-	-	1	1	-	-	-	1	▲	3
Uncontested Divorce	2024	-	1	-	-	-	1	1	-	-	-	-	-	3	-40%	3
	2023	-	-	2	-	1	2	-	-	-	-	-	-	5	▼	5

Dashboard

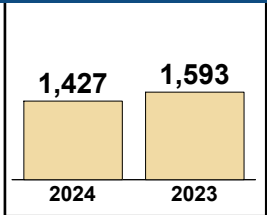
Court: Botetourt Circuit
Start/End Date: Jan-23 / Jul-24
2023 Average Month: 214
Jan-Jul 2023: 1,593
Dispositions Trending: ▼

Circuit/Court ID: 25 225023
Type of Case: Dispositions
2024 Average Month: 204
Jan-Jul 2024 : 1,427
Overall AVG. Month: 210

Monthly Dispositions Summary



Jan --- Jul Dispositions



Dispositions by Division

Divisions		Jan	Feb	Mar	Apr	May	Jun	Jul	Aug	Sep	Oct	Nov	Dec	Thru Jul	% Change	Total
Total	2024	235	261	186	201	144	184	216	-	-	-	-	-	1,427	-10%	1,427
	2023	279	198	233	281	249	197	156	244	184	162	195	191	1,593	▼	2,569
Civil	2024	27	28	22	13	16	16	16	-	-	-	-	-	138	21%	138
	2023	28	8	13	19	9	24	13	21	13	11	15	12	114	▲	186
Criminal	2024	86	139	60	100	69	82	89	-	-	-	-	-	625	-10%	625
	2023	120	78	97	130	144	74	54	103	84	79	64	84	697	▼	1,111
Concealed Handgun Permits	2024	103	74	84	72	39	66	90	-	-	-	-	-	528	-12%	528
	2023	98	80	92	103	80	74	74	88	68	53	99	74	601	▼	983
Miscellaneous/ Other	2024	19	20	19	16	20	18	21	-	-	-	-	-	133	-27%	133
	2023	33	32	31	29	16	25	15	32	19	19	17	21	181	▼	289
Others	2024	-	-	1	-	-	2	-	-	-	-	-	-	3	3	3
	2023	-	-	-	-	-	-	-	-	-	-	-	-	0	↔	0

Dispositions by Case Category

Case Categories		Jan	Feb	Mar	Apr	May	Jun	Jul	Aug	Sep	Oct	Nov	Dec	Thru Jul	% Change	Total
Administrative Law	2024	1	-	-	-	-	-	-	-	-	-	-	-	1	1	1
	2023	-	-	-	-	-	-	-	-	-	1	-	1	0	↔	2
Capital Murder	2024	-	-	-	-	-	-	-	-	-	-	-	-	0	0	0
	2023	-	-	-	-	-	-	-	-	-	-	-	1	0	↔	1
Contested Divorce	2024	4	4	1	4	3	4	3	-	-	-	-	-	23	77%	23
	2023	2	1	2	4	-	2	2	2	1	-	2	-	13	▲	18
Domestic and Family - Level 1	2024	6	6	8	-	1	4	4	-	-	-	-	-	29	-15%	29
	2023	7	3	2	4	-	12	6	2	-	2	6	4	34	▼	48
Domestic and Family - Level 2	2024	2	-	1	-	-	-	-	-	-	-	-	-	3	-50%	3
	2023	1	-	1	2	2	-	-	1	-	-	2	-	6	▼	9
Felonies and Related Matters	2024	67	118	49	70	57	55	59	-	-	-	-	-	475	-15%	475
	2023	99	58	85	91	133	51	43	69	71	54	41	60	560	▼	855
General Civil - Level 1	2024	-	-	-	-	-	-	-	-	-	-	-	-	0	-100%	0
	2023	-	-	-	-	1	-	-	-	-	-	-	-	1	▼	1
General Civil - Level 2	2024	4	6	4	2	1	1	3	-	-	-	-	-	21	11%	21
	2023	1	2	4	6	-	5	1	7	3	3	3	1	19	▲	36
General Civil - Level 3	2024	4	-	3	2	4	3	1	-	-	-	-	-	17	70%	17
	2023	4	2	-	1	1	2	-	-	3	3	1	2	10	▲	19
Miscellaneous Civil	2024	112	86	93	80	50	78	96	-	-	-	-	-	595	-15%	595
	2023	114	95	107	123	88	88	86	100	75	58	108	86	701	▼	1,128
Misdemeanor	2024	16	17	11	29	11	18	29	-	-	-	-	-	131	18%	131
	2023	20	16	11	23	10	23	8	18	9	12	21	17	111	▲	188
Other	2024	10	7	11	8	8	8	14	-	-	-	-	-	66	-12%	66
	2023	16	14	16	8	8	10	3	19	10	11	6	8	75	▼	129
Other Criminally Related Matters	2024	4	4	-	1	1	9	1	-	-	-	-	-	20	-23%	20
	2023	1	4	1	16	1	-	3	16	4	13	2	6	26	▼	67
Probates/Wills & Trusts - Level 1	2024	-	-	-	-	-	-	-	-	-	-	-	-	0	-100%	0
	2023	1	1	-	-	-	-	-	-	-	-	-	-	2	▼	2
Probates/Wills & Trusts - Level 2	2024	-	4	-	-	-	-	-	-	-	-	-	-	4	100%	4
	2023	2	-	-	-	-	-	-	1	-	2	-	-	2	▲	5
Uncontested Divorce	2024	5	9	5	5	8	4	6	-	-	-	-	-	42	27%	42
	2023	11	2	4	3	5	4	4	9	8	3	3	5	33	▲	61

This report reflects data in the case management system. Numbers will update accordingly as reports are refreshed and posted.

Dashboard		Monthly Dispositions Summary		Jan --- Jul Dispositions					
<p>Court: Craig Circuit Start/End Date: Jan-23 / Jul-24 2023 Average Month: 30 Jan-Jul 2023: 229 Dispositions Trending: ↔</p>	<p>Circuit/Court ID: 25 225045 Type of Case: Dispositions 2024 Average Month: 33 Jan-Jul 2024 : 234 Overall AVG. Month: 31</p>			<table border="1" style="margin: auto;"> <tr> <td style="text-align: center; width: 50px;">234</td> <td style="text-align: center; width: 50px;">229</td> </tr> <tr> <td style="text-align: center;">2024</td> <td style="text-align: center;">2023</td> </tr> </table>		234	229	2024	2023
234	229								
2024	2023								

Dispositions by Division																
Divisions		Jan	Feb	Mar	Apr	May	Jun	Jul	Aug	Sep	Oct	Nov	Dec	Thru Jul	% Change	Total
Total	2024	32	50	23	51	40	19	19	-	-	-	-	-	234	2%	234
	2023	34	41	44	23	22	43	22	21	40	35	21	15	229	▲	361
Civil	2024	-	2	3	2	13	2	5	-	-	-	-	-	27	13%	27
	2023	4	1	2	3	7	6	1	3	-	-	1	3	24	▲	32
Criminal	2024	1	24	1	15	1	2	1	-	-	-	-	-	45	41%	45
	2023	7	5	11	4	-	5	-	-	18	4	-	-	32	▲	54
Concealed Handgun Permits	2024	29	23	15	31	23	12	12	-	-	-	-	-	145	-1%	145
	2023	18	34	26	16	10	24	18	16	21	28	18	12	146	▼	241
Miscellaneous/ Other	2024	2	1	4	3	3	3	1	-	-	-	-	-	17	-37%	17
	2023	5	1	5	-	5	8	3	2	1	2	2	-	27	▼	34


Dispositions by Case Category																
Case Categories		Jan	Feb	Mar	Apr	May	Jun	Jul	Aug	Sep	Oct	Nov	Dec	Thru Jul	% Change	Total
Contested Divorce	2024	-	-	-	-	-	1	-	-	-	-	-	-	1	0%	1
	2023	-	-	-	-	-	1	-	1	-	-	-	-	1	↔	2
Domestic and Family - Level 1	2024	-	-	1	-	13	-	-	-	-	-	-	-	14	75%	14
	2023	-	-	-	1	7	-	-	-	-	-	-	-	8	▲	8
Domestic and Family - Level 2	2024	-	-	-	-	-	-	-	-	-	-	-	-	0	-100%	0
	2023	-	1	-	-	-	-	-	-	-	-	1	-	1	▼	2
Felonies and Related Matters	2024	1	15	1	13	1	2	1	-	-	-	-	-	34	79%	34
	2023	7	3	2	3	-	4	-	-	13	2	-	-	19	▲	34
General Civil - Level 1	2024	-	-	-	1	-	-	-	-	-	-	-	-	1	-50%	1
	2023	-	-	-	1	-	1	-	-	-	-	-	-	2	▼	2
General Civil - Level 2	2024	-	2	1	-	-	-	1	-	-	-	-	-	4	300%	4
	2023	-	-	1	-	-	-	-	1	-	1	-	-	1	▲	3
General Civil - Level 3	2024	-	-	1	-	-	-	1	-	-	-	-	-	2	-75%	2
	2023	2	-	1	-	-	4	1	-	-	-	-	1	8	▼	9
Miscellaneous Civil	2024	31	24	19	34	26	14	13	-	-	-	-	-	161	-7%	161
	2023	23	35	31	16	15	32	21	18	22	30	20	12	173	▼	275
Misdemeanor	2024	-	9	-	2	-	-	-	-	-	-	-	-	11	-8%	11
	2023	-	2	8	1	-	1	-	-	5	2	-	-	12	▼	19
Other Criminally Related Matters	2024	-	-	-	-	-	-	-	-	-	-	-	-	0	-100%	0
	2023	-	-	1	-	-	-	-	-	-	-	-	-	1	▼	1
Probates/Wills & Trusts - Level 1	2024	-	-	-	1	-	-	-	-	-	-	-	-	1	1	1
	2023	-	-	-	-	-	-	-	-	-	-	-	1	0	↔	1
Uncontested Divorce	2024	-	-	-	-	-	2	3	-	-	-	-	-	5	67%	5
	2023	2	-	-	1	-	-	-	1	-	-	-	1	3	▲	5

Dashboard

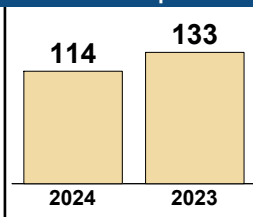
Court: Highland Circuit
Start/End Date: Jan-23 / Jul-24
2023 Average Month: 15
Jan-Jul 2023: 133
Dispositions Trending: ▼

Circuit/Court ID: 25 225091
Type of Case: Dispositions
2024 Average Month: 16
Jan-Jul 2024 : 114
Overall AVG. Month: 16

Monthly Dispositions Summary



Jan --- Jul Dispositions



Dispositions by Division

Divisions		Jan	Feb	Mar	Apr	May	Jun	Jul	Aug	Sep	Oct	Nov	Dec	Thru Jul	% Change	Total
Total	2024	14	9	30	20	12	13	16	-	-	-	-	-	114	-14%	114
	2023	12	15	30	43	16	8	9	13	13	6	8	11	133	▼	184
Civil	2024	1	1	1	-	2	-	2	-	-	-	-	-	7	-50%	7
	2023	2	1	8	1	1	1	-	-	1	-	-	-	14	▼	15
Criminal	2024	4	-	18	7	1	4	3	-	-	-	-	-	37	-21%	37
	2023	-	-	1	35	2	4	5	7	5	1	7	1	47	▼	68
Concealed Handgun Permits	2024	9	5	9	10	8	9	10	-	-	-	-	-	60	-12%	60
	2023	10	13	21	4	13	3	4	5	6	4	-	9	68	▼	92
Miscellaneous/ Other	2024	-	3	2	3	1	-	1	-	-	-	-	-	10	150%	10
	2023	-	1	-	3	-	-	-	1	1	1	1	1	4	▲	9

Dispositions by Case Category

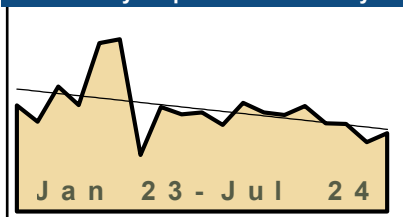
Case Categories		Jan	Feb	Mar	Apr	May	Jun	Jul	Aug	Sep	Oct	Nov	Dec	Thru Jul	% Change	Total
Contested Divorce	2024	-	-	-	-	-	1	-	-	-	-	-	-	0	-100%	0
	2023	-	-	1	-	-	-	1	-	-	-	-	-	2	▼	2
Domestic and Family - Level 1	2024	-	-	-	-	-	-	-	-	-	-	-	-	0	-100%	0
	2023	-	-	3	1	-	-	-	-	-	-	-	-	4	▼	4
Domestic and Family - Level 2	2024	-	-	-	-	-	-	-	-	-	-	-	-	0	-100%	0
	2023	-	-	1	-	-	-	-	-	-	-	-	-	1	▼	1
Felonies and Related Matters	2024	3	-	12	7	-	2	3	-	-	-	-	-	27	0%	27
	2023	-	-	1	17	2	3	4	3	4	-	5	-	27	↔	39
General Civil - Level 1	2024	-	1	-	-	-	-	-	-	-	-	-	-	1	1	1
	2023	-	-	-	-	-	-	-	-	-	-	-	-	0	↔	0
General Civil - Level 2	2024	-	-	-	-	-	-	1	-	-	-	-	-	1	-50%	1
	2023	2	-	-	-	-	-	-	-	-	-	-	-	2	▼	2
General Civil - Level 3	2024	-	-	-	-	1	-	-	-	-	-	-	-	1	0%	1
	2023	-	1	-	-	-	-	-	-	-	-	-	-	1	↔	1
Miscellaneous Civil	2024	9	8	11	13	9	9	11	-	-	-	-	-	70	-3%	70
	2023	10	14	21	7	13	3	4	6	7	5	1	10	72	▼	101
Misdemeanor	2024	1	-	5	-	1	2	-	-	-	-	-	-	9	-53%	9
	2023	-	-	-	17	-	1	1	4	1	-	1	1	19	▼	26
Other Criminally Related Matters	2024	-	-	1	-	-	-	-	-	-	-	-	-	1	0%	1
	2023	-	-	-	1	-	-	-	-	-	1	1	-	1	↔	3
Probates/Wills & Trusts - Level 2	2024	-	-	1	-	1	-	-	-	-	-	-	-	2	100%	2
	2023	-	-	1	-	-	-	-	-	1	-	-	-	1	▲	2
Uncontested Divorce	2024	1	-	-	-	-	-	1	-	-	-	-	-	2	-33%	2
	2023	-	-	2	-	1	-	-	-	-	-	-	-	3	▼	3

Dashboard

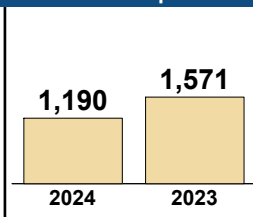
Court: Rockbridge Circuit
Start/End Date: Jan-23 / Jul-24
2023 Average Month: 210
Jan-Jul 2023: 1,571
Dispositions Trending: ▼

Circuit/Court ID: 25 225163
Type of Case: Dispositions
2024 Average Month: 170
Jan-Jul 2024 : 1,190
Overall AVG. Month: 195

Monthly Dispositions Summary



Jan --- Jul Dispositions



Dispositions by Division

Divisions		Jan	Feb	Mar	Apr	May	Jun	Jul	Aug	Sep	Oct	Nov	Dec	Thru Jul	% Change	Total
Total	2024	189	184	201	168	167	132	149	-	-	-	-	-	1,190	-24%	1,190
	2023	202	171	238	203	321	328	108	199	185	189	165	207	1,571	▼	2,516
Civil	2024	15	16	15	23	20	13	20	-	-	-	-	-	122	-27%	122
	2023	17	20	20	27	40	22	21	20	21	51	25	13	167	▼	297
Criminal	2024	115	91	113	71	92	60	70	-	-	-	-	-	612	-36%	612
	2023	130	71	135	100	220	251	42	127	120	80	103	132	949	▼	1,511
Concealed Handgun Permits	2024	43	69	63	62	41	55	51	-	-	-	-	-	384	4%	384
	2023	47	69	69	63	45	40	38	48	34	40	31	53	371	▲	577
Miscellaneous/ Other	2024	16	8	10	12	14	4	8	-	-	-	-	-	72	-14%	72
	2023	8	11	14	13	16	15	7	4	10	18	6	9	84	▼	131

Dispositions by Case Category

Case Categories		Jan	Feb	Mar	Apr	May	Jun	Jul	Aug	Sep	Oct	Nov	Dec	Thru Jul	% Change	Total
Administrative Law	2024	-	-	-	-	2	-	-	-	-	-	-	-	2	0%	2
	2023	-	-	-	-	1	1	-	-	1	-	1	-	2	↔	4
Contested Divorce	2024	4	2	1	4	1	1	3	-	-	-	-	-	16	-11%	16
	2023	3	3	1	2	6	2	1	1	-	3	2	2	18	▼	26
Domestic and Family - Level 1	2024	-	4	-	-	2	1	-	-	-	-	-	-	7	-70%	7
	2023	-	-	2	12	8	1	-	5	2	25	9	-	23	▼	64
Domestic and Family - Level 2	2024	4	-	1	5	-	1	2	-	-	-	-	-	13	-19%	13
	2023	3	-	5	-	2	3	3	7	2	5	3	3	16	▼	36
Felonies and Related Matters	2024	76	68	81	57	54	40	40	-	-	-	-	-	416	-30%	416
	2023	59	49	75	64	131	188	31	83	83	49	72	83	597	▼	967
General Civil - Level 1	2024	-	1	-	-	-	-	1	-	-	-	-	-	2	2	2
	2023	-	-	-	-	-	-	-	-	-	-	-	-	0	↔	0
General Civil - Level 2	2024	5	2	5	7	9	3	5	-	-	-	-	-	36	9%	36
	2023	4	7	1	5	7	6	3	-	3	3	5	1	33	▲	45
General Civil - Level 3	2024	-	5	-	-	2	4	5	-	-	-	-	-	16	-30%	16
	2023	-	8	3	-	8	1	3	-	6	5	1	1	23	▼	36
Miscellaneous Civil	2024	58	74	73	73	51	59	59	-	-	-	-	-	447	1%	447
	2023	53	76	83	76	59	51	45	51	45	56	37	61	443	▲	693
Misdemeanor	2024	32	22	28	12	20	16	17	-	-	-	-	-	147	-55%	147
	2023	60	21	60	28	87	57	11	41	32	18	24	40	324	▼	479
Other	2024	-	1	-	2	-	-	-	-	-	-	-	-	3	0%	3
	2023	-	1	1	-	-	-	1	-	-	1	-	1	3	↔	5
Other Criminally Related Matters	2024	7	1	4	2	19	4	13	-	-	-	-	-	50	72%	50
	2023	11	1	-	8	2	6	1	3	5	13	7	9	29	▲	66
Probates/Wills & Trusts - Level 1	2024	-	-	1	-	-	-	-	-	-	-	-	-	1	0%	1
	2023	-	1	-	-	-	-	-	-	-	-	-	-	1	↔	1
Probates/Wills & Trusts - Level 2	2024	-	1	1	1	2	2	1	-	-	-	-	-	8	-27%	8
	2023	1	1	2	-	1	3	3	2	-	-	-	-	11	▼	13
Uncontested Divorce	2024	3	3	6	5	5	1	3	-	-	-	-	-	26	-46%	26
	2023	8	3	5	8	9	9	6	6	6	11	4	6	48	▼	81

Dashboard		Monthly Dispositions Summary		Jan --- Jul Dispositions	
<p>Court: Buena Vista Circuit Start/End Date: Jan-23 / Jul-24 2023 Average Month: 50 Jan-Jul 2023: 368 Dispositions Trending: ▼</p>	<p>Circuit/Court ID: 25 225530 Type of Case: Dispositions 2024 Average Month: 42 Jan-Jul 2024 : 293 Overall AVG. Month: 47</p>	<p style="text-align: center; font-weight: bold;">Jan 23 - Jul 24</p>		<p style="text-align: center; font-weight: bold;">293 368</p> <p style="text-align: center;">2024 2023</p>	

Dispositions by Division																
Divisions		Jan	Feb	Mar	Apr	May	Jun	Jul	Aug	Sep	Oct	Nov	Dec	Thru Jul	% Change	Total
Total	2024	45	38	39	61	19	68	23	-	-	-	-	-	293	-20%	293
	2023	39	67	43	69	22	61	67	59	19	36	50	62	368	▼	594
Civil	2024	4	2	2	2	2	6	1	-	-	-	-	-	19	-30%	19
	2023	1	-	2	9	1	11	3	6	4	3	4	6	27	▼	50
Criminal	2024	22	29	29	42	6	46	14	-	-	-	-	-	188	-28%	188
	2023	26	44	30	45	21	42	54	39	10	19	33	44	262	▼	407
Concealed Handgun Permits	2024	16	4	7	15	8	14	6	-	-	-	-	-	70	27%	70
	2023	9	21	6	7	-	6	6	11	1	11	9	10	55	▲	97
Miscellaneous/ Other	2024	1	3	1	2	3	2	2	-	-	-	-	-	14	-39%	14
	2023	3	2	5	7	-	2	4	3	4	3	4	2	23	▼	39
Others	2024	2	-	-	-	-	-	-	-	-	-	-	-	2	100%	2
	2023	-	-	-	1	-	-	-	-	-	-	-	-	1	▲	1

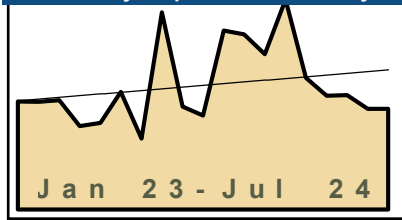
Dispositions by Case Category																
Case Categories		Jan	Feb	Mar	Apr	May	Jun	Jul	Aug	Sep	Oct	Nov	Dec	Thru Jul	% Change	Total
Contested Divorce	2024	-	-	1	-	-	1	-	-	-	-	-	-	2	0%	2
	2023	-	-	1	1	-	-	-	-	1	-	1	5	2	↔	9
Domestic and Family - Level 1	2024	1	-	-	-	1	1	-	-	-	-	-	-	3	-57%	3
	2023	-	-	-	1	-	6	-	2	2	1	-	-	7	▼	12
Domestic and Family - Level 2	2024	-	-	-	-	-	-	1	-	-	-	-	-	1	-75%	1
	2023	-	-	-	2	-	2	-	-	-	1	-	-	4	▼	5
Felonies and Related Matters	2024	11	19	20	33	3	26	11	-	-	-	-	-	123	-36%	123
	2023	18	23	25	34	18	25	50	26	5	13	24	28	193	▼	289
General Civil - Level 1	2024	-	-	-	-	-	-	-	-	-	-	-	-	0	-100%	0
	2023	-	-	-	1	-	-	-	-	-	-	-	-	1	▼	1
General Civil - Level 2	2024	1	-	-	1	-	-	-	-	-	-	-	-	2	-33%	2
	2023	-	-	1	2	-	-	-	-	-	1	1	-	3	▼	5
General Civil - Level 3	2024	-	-	-	-	-	1	-	-	-	-	-	-	1	-50%	1
	2023	-	-	1	-	-	1	-	1	-	-	-	-	2	▼	3
Miscellaneous Civil	2024	17	7	8	17	11	18	7	-	-	-	-	-	85	13%	85
	2023	12	23	9	13	-	8	10	14	5	13	12	12	75	▲	131
Misdemeanor	2024	10	7	8	7	3	15	3	-	-	-	-	-	53	-5%	53
	2023	5	17	4	11	2	13	4	12	5	6	7	14	56	▼	100
Other	2024	2	-	-	-	1	-	-	-	-	-	-	-	3	200%	3
	2023	-	-	-	1	-	-	-	-	-	-	-	-	1	▲	1
Other Criminally Related Matters	2024	1	3	1	2	-	5	-	-	-	-	-	-	12	-8%	12
	2023	3	4	1	-	1	4	-	1	-	-	2	2	13	▼	18
Probates/Wills & Trusts - Level 2	2024	1	1	-	-	-	1	-	-	-	-	-	-	3	50%	3
	2023	-	-	-	1	-	-	1	1	-	-	-	-	2	▲	3
Protective Orders	2024	-	-	-	-	-	-	-	-	-	-	-	-	0	-100%	0
	2023	-	-	-	-	-	1	-	-	-	-	-	-	1	▼	1
Uncontested Divorce	2024	1	1	1	1	-	-	1	-	-	-	-	-	5	-38%	5
	2023	1	-	1	2	1	1	2	2	1	1	3	1	8	▼	16

Dashboard

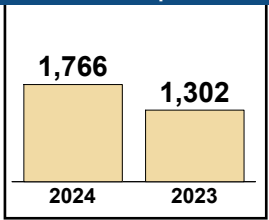
Court: Staunton Circuit
Start/End Date: Jan-23 / Jul-24
2023 Average Month: 227
Jan-Jul 2023: 1,302
Dispositions Trending: ▲

Circuit/Court ID: 25 225790
Type of Case: Dispositions
2024 Average Month: 252
Jan-Jul 2024 : 1,766
Overall AVG. Month: 237

Monthly Dispositions Summary



Jan --- Jul Dispositions



Dispositions by Division

Divisions		Jan	Feb	Mar	Apr	May	Jun	Jul	Aug	Sep	Oct	Nov	Dec	Thru Jul	% Change	Total
Total	2024	296	400	251	217	218	192	192	-	-	-	-	-	1,766	36%	1,766
	2023	206	205	208	159	165	224	135	376	196	179	341	334	1,302	▲	2,728
Civil	2024	18	108	24	16	25	32	19	-	-	-	-	-	242	195%	242
	2023	12	11	9	19	18	6	7	41	39	15	143	56	82	▲	376
Criminal	2024	210	228	134	128	118	96	95	-	-	-	-	-	1,009	30%	1,009
	2023	114	146	119	68	93	157	77	251	108	113	134	205	774	▲	1,585
Concealed Handgun Permits	2024	25	35	33	30	29	22	20	-	-	-	-	-	194	-1%	194
	2023	43	31	30	27	26	25	13	44	22	27	21	21	195	▼	330
Miscellaneous/ Other	2024	43	29	58	43	46	42	58	-	-	-	-	-	319	27%	319
	2023	37	17	50	45	28	36	38	40	27	24	43	52	251	▲	437
Others	2024	-	-	2	-	-	-	-	-	-	-	-	-	2	2	2
	2023	-	-	-	-	-	-	-	-	-	-	-	-	0	↔	0

Dispositions by Case Category

Case Categories		Jan	Feb	Mar	Apr	May	Jun	Jul	Aug	Sep	Oct	Nov	Dec	Thru Jul	% Change	Total
Capital Murder	2024	-	1	-	-	-	-	-	-	-	-	-	-	1	1	1
	2023	-	-	-	-	-	-	-	-	-	-	-	-	0	↔	0
Contested Divorce	2024	1	2	1	1	3	5	6	-	-	-	-	-	19	111%	19
	2023	2	1	1	2	2	-	1	2	3	1	4	6	9	▲	25
Domestic and Family - Level 1	2024	4	2	2	2	2	12	-	-	-	-	-	-	24	14%	24
	2023	3	-	2	5	7	4	-	17	27	3	12	21	21	▲	101
Domestic and Family - Level 2	2024	3	93	13	3	6	8	3	-	-	-	-	-	129	1,073%	129
	2023	1	5	-	-	2	1	2	8	6	3	114	6	11	▲	148
Felonies and Related Matters	2024	159	184	99	77	94	66	73	-	-	-	-	-	752	37%	752
	2023	81	115	94	36	61	123	39	167	85	76	98	164	549	▲	1,139
General Civil - Level 1	2024	-	-	-	-	-	-	2	-	-	-	-	-	2	100%	2
	2023	-	-	-	1	-	-	-	-	-	-	-	-	1	▲	2
General Civil - Level 2	2024	1	1	6	-	2	2	-	-	-	-	-	-	12	-40%	12
	2023	4	3	4	2	2	3	2	3	2	1	2	10	20	▼	38
General Civil - Level 3	2024	2	-	2	3	-	1	2	-	-	-	-	-	10	-23%	10
	2023	3	1	2	3	3	1	-	5	1	1	8	13	13	▼	41
Miscellaneous Civil	2024	34	47	53	48	38	29	39	-	-	-	-	-	288	2%	288
	2023	52	38	48	44	40	36	25	60	32	38	34	37	283	▲	484
Misdemeanor	2024	36	32	29	48	15	23	19	-	-	-	-	-	202	20%	202
	2023	22	19	20	31	26	31	19	46	17	23	34	29	168	▲	317
Other	2024	32	16	36	24	35	32	36	-	-	-	-	-	211	56%	211
	2023	23	8	27	23	9	21	24	20	14	12	22	18	135	▲	221
Other Criminally Related Matters	2024	15	11	6	3	13	7	3	-	-	-	-	-	58	-9%	58
	2023	11	12	6	7	6	3	19	38	6	15	2	12	64	▼	137
Probates/Wills & Trusts - Level 1	2024	-	-	1	-	-	-	-	-	-	-	-	-	1	1	1
	2023	-	-	-	-	-	-	-	-	-	-	-	-	0	↔	0
Probates/Wills & Trusts - Level 2	2024	1	3	1	2	5	1	3	-	-	-	-	-	16	220%	16
	2023	1	-	1	1	-	1	1	1	-	1	1	6	5	▲	14
Protective Orders	2024	1	-	-	-	-	1	-	-	-	-	-	-	2	2	2
	2023	-	-	-	-	-	-	-	-	-	1	-	-	0	↔	1
Uncontested Divorce	2024	7	8	2	6	5	5	6	-	-	-	-	-	39	70%	39
	2023	3	3	3	4	7	-	3	9	3	4	10	11	23	▲	60

CPSS-CCMS-10.11 CASELOAD STATISTICS OF THE CIRCUIT COURTS

Waynesboro

January 2023 -- July 2024 Dispositions

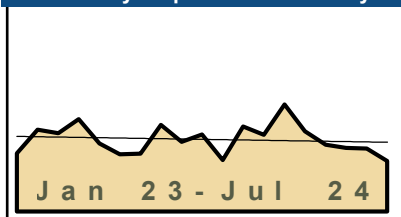
Alexandria and Fairfax Circuit are not Included in State Totals

Dashboard

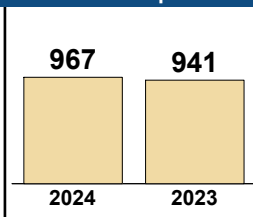
Court: Waynesboro Circuit
Start/End Date: Jan-23 / Jul-24
2023 Average Month: 137
Jan-Jul 2023: 941
Dispositions Trending: ▲

Circuit/Court ID: 25 225820
Type of Case: Dispositions
2024 Average Month: 138
Jan-Jul 2024 : 967
Overall AVG. Month: 138

Monthly Dispositions Summary



Jan --- Jul Dispositions



Dispositions by Division

Divisions		Jan	Feb	Mar	Apr	May	Jun	Jul	Aug	Sep	Oct	Nov	Dec	Thru Jul	% Change	Total
Total	2024	146	204	153	127	121	120	96	-	-	-	-	-	967	3%	967
	2023	111	156	149	176	130	109	110	165	133	147	98	162	941	▲	1,646
Civil	2024	19	13	11	7	19	14	22	-	-	-	-	-	105	-5%	105
	2023	12	16	19	19	10	9	26	12	10	21	14	8	111	▼	176
Criminal	2024	88	118	55	58	55	76	50	-	-	-	-	-	500	17%	500
	2023	37	57	57	100	74	69	34	103	66	72	36	100	428	▲	805
Concealed Handgun Permits	2024	11	44	49	33	19	17	8	-	-	-	-	-	181	-7%	181
	2023	24	34	30	33	30	19	24	16	25	27	25	22	194	▼	309
Miscellaneous/ Other	2024	28	28	37	26	27	12	15	-	-	-	-	-	173	-16%	173
	2023	38	48	43	23	16	12	26	34	32	27	23	31	206	▼	353
Others	2024	-	1	1	3	1	1	1	-	-	-	-	-	8	300%	8
	2023	-	1	-	1	-	-	-	-	-	-	-	1	2	▲	3

Dispositions by Case Category

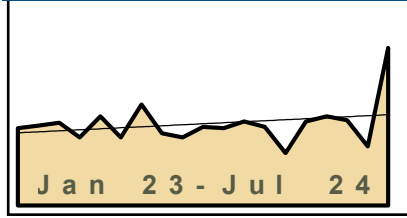
Case Categories		Jan	Feb	Mar	Apr	May	Jun	Jul	Aug	Sep	Oct	Nov	Dec	Thru Jul	% Change	Total
Administrative Law	2024	-	-	-	-	-	-	-	-	-	-	-	-	0	-100%	0
	2023	-	-	1	-	-	-	-	-	-	-	-	-	-	1	▼
Capital Murder	2024	-	-	-	-	-	-	-	-	-	-	-	-	0	-100%	0
	2023	-	-	-	-	-	-	1	-	-	-	-	-	1	▼	1
Contested Divorce	2024	2	2	1	2	5	2	3	-	-	-	-	-	17	-15%	17
	2023	4	3	4	2	2	-	5	1	1	3	2	1	20	▼	28
Domestic and Family - Level 1	2024	10	2	3	-	3	4	7	-	-	-	-	-	29	45%	29
	2023	4	-	5	6	-	-	5	4	2	2	1	1	20	▲	30
Domestic and Family - Level 2	2024	-	2	1	-	1	1	1	-	-	-	-	-	6	-25%	6
	2023	1	-	2	-	-	2	3	1	-	1	-	-	8	▼	10
Felonies and Related Matters	2024	55	82	42	41	33	58	43	-	-	-	-	-	354	10%	354
	2023	24	44	39	83	55	54	24	82	48	48	26	72	323	▲	599
General Civil - Level 1	2024	-	-	-	-	-	-	-	-	-	-	-	-	0	-100%	0
	2023	-	-	-	-	-	-	1	-	-	-	-	-	1	▼	1
General Civil - Level 2	2024	2	3	4	2	2	1	1	-	-	-	-	-	15	-25%	15
	2023	1	6	3	5	-	2	3	-	1	-	1	-	20	▼	22
General Civil - Level 3	2024	4	1	1	-	3	1	2	-	-	-	-	-	12	-40%	12
	2023	2	1	1	4	2	5	5	6	3	11	7	3	20	▼	50
Miscellaneous Civil	2024	15	51	65	41	26	26	23	-	-	-	-	-	247	-7%	247
	2023	32	43	36	40	45	29	40	30	35	35	34	36	265	▼	435
Misdemeanor	2024	28	36	12	15	20	16	5	-	-	-	-	-	132	38%	132
	2023	12	12	17	16	19	11	9	21	18	22	8	24	96	▲	189
Other	2024	24	22	22	21	21	4	2	-	-	-	-	-	116	-15%	116
	2023	30	41	36	17	1	1	10	19	20	19	14	18	136	▼	226
Other Criminally Related Matters	2024	5	-	1	2	2	2	3	-	-	-	-	-	15	88%	15
	2023	1	1	1	1	-	4	-	-	-	2	2	4	8	▲	16
Probates/Wills & Trusts - Level 2	2024	-	-	-	-	1	-	1	-	-	-	-	-	2	-60%	2
	2023	-	-	-	-	3	1	1	-	-	-	-	-	5	▼	5
Uncontested Divorce	2024	1	3	1	3	4	5	5	-	-	-	-	-	22	29%	22
	2023	-	5	4	2	3	-	3	1	5	4	3	3	17	▲	33

This report reflects data in the case management system. Numbers will update accordingly as reports are refreshed and posted.

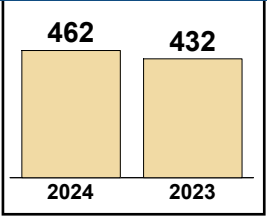
Dashboard

Court: Clarke Circuit
Circuit/Court ID: 26 226043
Start/End Date: Jan-23 / Jul-24
Type of Case: Dispositions
2023 Average Month: 60
2024 Average Month: 66
Jan-Jul 2023: 432
Jan-Jul 2024 : 462
Dispositions Trending: ▲
Overall AVG. Month: 62

Monthly Dispositions Summary



Jan --- Jul Dispositions



Dispositions by Division

Divisions		Jan	Feb	Mar	Apr	May	Jun	Jul	Aug	Sep	Oct	Nov	Dec	Thru Jul	% Change	Total
Total	2024	60	40	64	68	65	45	120	-	-	-	-	-	462	7%	462
	2023	59	61	63	52	68	52	77	55	52	60	59	64	432	▲	722
Civil	2024	7	7	9	7	9	10	9	-	-	-	-	-	58	-8%	58
	2023	9	18	7	6	12	2	9	9	5	6	7	6	63	▼	96
Criminal	2024	12	1	15	26	19	12	72	-	-	-	-	-	157	87%	157
	2023	4	8	9	4	16	21	22	9	8	23	21	22	84	▲	167
Concealed Handgun Permits	2024	32	23	34	27	28	16	31	-	-	-	-	-	191	-17%	191
	2023	37	30	40	27	35	25	36	31	30	21	26	31	230	▼	369
Miscellaneous/ Other	2024	9	9	6	8	9	7	8	-	-	-	-	-	56	2%	56
	2023	9	5	7	15	5	4	10	6	9	10	5	5	55	▲	90

Dispositions by Case Category

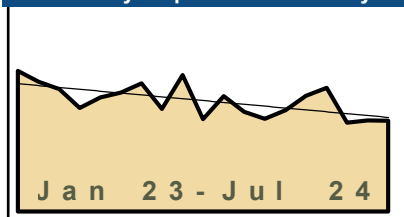
Case Categories		Jan	Feb	Mar	Apr	May	Jun	Jul	Aug	Sep	Oct	Nov	Dec	Thru Jul	% Change	Total
Administrative Law	2024	-	-	-	-	-	-	-	-	-	-	-	-	0	-100%	0
	2023	1	-	-	-	-	-	-	-	-	-	-	-	1	▼	1
Contested Divorce	2024	1	-	-	2	1	1	-	-	-	-	-	-	5	0%	5
	2023	1	-	1	-	2	-	1	1	-	-	1	2	5	↔	9
Domestic and Family - Level 1	2024	-	-	5	-	-	1	2	-	-	-	-	-	8	167%	8
	2023	-	-	3	-	-	-	-	-	1	3	1	-	3	▲	8
Domestic and Family - Level 2	2024	-	1	-	1	1	2	-	-	-	-	-	-	5	400%	5
	2023	1	-	-	-	-	-	-	1	-	-	2	-	1	▲	4
Felonies and Related Matters	2024	11	1	11	19	4	7	69	-	-	-	-	-	122	100%	122
	2023	1	5	9	4	13	13	16	8	5	22	10	17	61	▲	123
General Civil - Level 1	2024	-	-	-	-	-	-	-	-	-	-	-	-	0	0	0
	2023	-	-	-	-	-	-	-	1	-	-	-	-	0	↔	1
General Civil - Level 2	2024	2	3	1	2	6	-	2	-	-	-	-	-	16	14%	16
	2023	3	2	2	5	-	-	2	3	-	2	1	-	14	▲	20
General Civil - Level 3	2024	1	1	1	-	2	3	1	-	-	-	-	-	9	-67%	9
	2023	-	14	2	3	4	-	4	-	2	1	-	1	27	▼	31
Miscellaneous Civil	2024	40	29	38	33	34	23	39	-	-	-	-	-	236	-11%	236
	2023	43	31	44	35	39	29	43	35	38	29	31	36	264	▼	433
Misdemeanor	2024	-	-	4	7	13	5	2	-	-	-	-	-	31	72%	31
	2023	2	3	-	-	2	5	6	-	2	1	3	4	18	▲	28
Other	2024	-	1	-	-	-	-	-	-	-	-	-	-	1	-75%	1
	2023	1	2	-	1	-	-	-	-	1	-	-	-	4	▼	5
Other Criminally Related Matters	2024	1	-	-	-	2	-	1	-	-	-	-	-	4	-43%	4
	2023	1	1	-	-	1	3	1	1	1	1	9	1	7	▼	20
Probates/Wills & Trusts - Level 1	2024	-	-	1	-	-	-	-	-	-	-	-	-	1	1	1
	2023	-	-	-	-	-	-	-	-	-	-	-	-	0	↔	0
Probates/Wills & Trusts - Level 2	2024	1	-	1	1	-	1	-	-	-	-	-	-	4	-33%	4
	2023	1	1	2	1	1	-	-	-	-	-	-	-	6	▼	6
Protective Orders	2024	-	-	-	-	-	-	-	-	-	-	-	-	0	0	0
	2023	-	-	-	-	-	-	-	-	-	-	-	1	0	↔	1
Uncontested Divorce	2024	3	4	2	3	2	2	4	-	-	-	-	-	20	-5%	20
	2023	4	2	-	3	6	2	4	5	2	1	1	2	21	▼	32

Dashboard

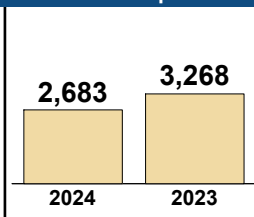
Court: Frederick Circuit
Start/End Date: Jan-23 / Jul-24
2023 Average Month: 446
Jan-Jul 2023: 3,268
Dispositions Trending: ▼

Circuit/Court ID: 26 226069
Type of Case: Dispositions
2024 Average Month: 383
Jan-Jul 2024 : 2,683
Overall AVG. Month: 423

Monthly Dispositions Summary



Jan --- Jul Dispositions



Dispositions by Division

Divisions		Jan	Feb	Mar	Apr	May	Jun	Jul	Aug	Sep	Oct	Nov	Dec	Thru Jul	% Change	Total
Total	2024	353	386	441	471	339	347	346	-	-	-	-	-	2,683	-18%	2,683
	2023	536	494	466	395	435	453	489	391	520	352	440	380	3,268	▼	5,351
Civil	2024	39	25	37	36	23	32	26	-	-	-	-	-	218	-46%	218
	2023	38	47	54	49	40	54	118	55	38	22	69	50	400	▼	634
Criminal	2024	141	168	165	156	161	139	147	-	-	-	-	-	1,077	-11%	1,077
	2023	223	175	126	148	182	196	162	144	248	147	157	138	1,212	▼	2,046
Concealed Handgun Permits	2024	140	157	200	155	117	138	136	-	-	-	-	-	1,043	-16%	1,043
	2023	227	214	217	140	156	149	136	114	187	150	171	157	1,239	▼	2,018
Miscellaneous/ Other	2024	33	36	38	123	38	38	37	-	-	-	-	-	343	-16%	343
	2023	45	58	69	58	55	53	72	77	47	33	42	35	410	▼	644
Others	2024	-	-	1	1	-	-	-	-	-	-	-	-	2	-71%	2
	2023	3	-	-	-	2	1	1	1	-	-	-	1	7	▼	9

Dispositions by Case Category

Case Categories		Jan	Feb	Mar	Apr	May	Jun	Jul	Aug	Sep	Oct	Nov	Dec	Thru Jul	% Change	Total
Administrative Law	2024	-	-	-	-	-	-	-	-	-	-	-	-	0	-100%	0
	2023	-	1	-	-	-	-	-	-	-	-	-	-	1	▼	1
Contested Divorce	2024	7	3	8	9	4	6	6	-	-	-	-	-	43	-27%	43
	2023	9	7	9	5	8	9	12	7	7	-	8	7	59	▼	88
Domestic and Family - Level 1	2024	3	4	3	3	2	5	3	-	-	-	-	-	23	-34%	23
	2023	5	4	8	6	1	7	4	5	2	2	21	2	35	▼	67
Domestic and Family - Level 2	2024	1	2	2	2	-	3	2	-	-	-	-	-	12	-33%	12
	2023	4	2	1	4	2	3	2	10	2	1	9	5	18	▼	45
Felonies and Related Matters	2024	95	115	103	114	118	100	94	-	-	-	-	-	739	-16%	739
	2023	151	137	90	114	129	135	121	107	178	114	134	97	877	▼	1,507
General Civil - Level 1	2024	1	-	-	1	-	-	-	-	-	-	-	-	2	-33%	2
	2023	-	-	-	-	-	1	2	-	-	-	-	-	3	▼	3
General Civil - Level 2	2024	8	5	6	9	4	3	5	-	-	-	-	-	40	-56%	40
	2023	7	14	7	10	6	15	32	7	6	3	8	6	91	▼	121
General Civil - Level 3	2024	4	1	4	3	1	2	4	-	-	-	-	-	19	-37%	19
	2023	3	3	3	1	5	7	8	9	3	3	2	3	30	▼	50
Miscellaneous Civil	2024	157	179	226	180	137	175	164	-	-	-	-	-	1,218	-17%	1,218
	2023	256	239	252	167	190	181	184	147	220	172	196	180	1,469	▼	2,384
Misdemeanor	2024	31	43	52	37	37	31	44	-	-	-	-	-	275	-8%	275
	2023	64	35	30	24	47	57	41	30	66	30	19	41	298	▼	484
Other	2024	12	12	9	93	15	-	5	-	-	-	-	-	146	-8%	146
	2023	18	27	27	27	21	15	23	38	9	9	13	12	158	▼	239
Other Criminally Related Matters	2024	16	10	11	5	6	8	9	-	-	-	-	-	65	55%	65
	2023	8	4	6	10	6	5	3	7	7	3	7	-	42	▲	66
Probates/Wills & Trusts - Level 1	2024	-	-	-	-	-	-	-	-	-	-	-	-	0	-100%	0
	2023	-	-	-	-	-	1	2	-	1	-	-	1	3	▼	5
Probates/Wills & Trusts - Level 2	2024	4	4	2	-	2	2	-	-	-	-	-	-	14	-58%	14
	2023	1	6	3	8	4	4	7	5	2	1	1	3	33	▼	45
Protective Orders	2024	1	1	-	-	-	-	-	-	-	-	-	-	2	100%	2
	2023	-	-	-	-	-	-	1	1	2	-	1	1	1	▲	6
Uncontested Divorce	2024	13	7	15	15	13	12	10	-	-	-	-	-	85	-43%	85
	2023	10	15	30	19	15	14	47	18	15	14	21	22	150	▼	240

Dashboard		Monthly Dispositions Summary		Jan --- Jul Dispositions	
<p>Court: Page Circuit Start/End Date: Jan-23 / Jul-24 2023 Average Month: 239 Jan-Jul 2023: 1,632 Dispositions Trending: ▲</p>	<p>Circuit/Court ID: 26 226139 Type of Case: Dispositions 2024 Average Month: 244 Jan-Jul 2024 : 1,711 Overall AVG. Month: 241</p>	<p style="text-align: center; font-weight: bold;">Jan 23 - Jul 24</p>		<div style="display: flex; justify-content: space-around;"> <div style="text-align: center;"> <p style="font-size: 1.2em; font-weight: bold;">1,711</p> <div style="width: 40px; height: 40px; background-color: #f0e68c; margin: 0 auto;"></div> <p style="font-size: 0.8em;">2024</p> </div> <div style="text-align: center;"> <p style="font-size: 1.2em; font-weight: bold;">1,632</p> <div style="width: 40px; height: 40px; background-color: #f0e68c; margin: 0 auto;"></div> <p style="font-size: 0.8em;">2023</p> </div> </div>	

Dispositions by Division																
Divisions		Jan	Feb	Mar	Apr	May	Jun	Jul	Aug	Sep	Oct	Nov	Dec	Thru Jul	% Change	Total
Total	2024	222	305	280	226	291	188	199	-	-	-	-	-	1,711	5%	1,711
	2023	303	189	211	273	334	139	183	249	176	390	225	199	1,632	▲	2,871
Civil	2024	27	17	19	18	12	13	34	-	-	-	-	-	140	52%	140
	2023	16	16	11	5	21	7	16	14	28	17	22	24	92	▲	197
Criminal	2024	142	233	185	158	233	135	110	-	-	-	-	-	1,196	10%	1,196
	2023	199	89	128	200	267	89	119	173	109	317	157	148	1,091	▲	1,995
Concealed Handgun Permits	2024	43	42	61	41	38	24	32	-	-	-	-	-	281	-25%	281
	2023	72	77	62	57	33	40	35	45	31	43	38	21	376	▼	554
Miscellaneous/ Other	2024	10	12	15	9	8	15	23	-	-	-	-	-	92	26%	92
	2023	16	7	10	11	13	3	13	17	8	13	8	6	73	▲	125
Others	2024	-	1	-	-	-	1	-	-	-	-	-	-	2	2	2
	2023	-	-	-	-	-	-	-	-	-	-	-	-	0	↔	0

Dispositions by Case Category																	
Case Categories		Jan	Feb	Mar	Apr	May	Jun	Jul	Aug	Sep	Oct	Nov	Dec	Thru Jul	% Change	Total	
Administrative Law	2024	-	-	-	-	-	-	1	-	-	-	-	-	1	1	1	1
	2023	-	-	-	-	-	-	-	-	-	-	-	-	-	0	↔	0
Contested Divorce	2024	2	-	1	2	-	-	5	-	-	-	-	-	10	25%	10	
	2023	2	1	1	-	1	1	2	2	4	2	3	3	8	▲	22	
Domestic and Family - Level 1	2024	2	1	-	-	5	-	4	-	-	-	-	-	12	71%	12	
	2023	-	3	-	2	-	-	2	-	3	1	-	4	7	▲	15	
Domestic and Family - Level 2	2024	7	2	4	5	-	7	4	-	-	-	-	-	29	314%	29	
	2023	5	-	1	-	-	1	-	-	8	-	6	7	7	▲	28	
Felonies and Related Matters	2024	87	170	117	116	169	96	65	-	-	-	-	-	820	10%	820	
	2023	143	57	72	112	210	70	81	88	59	268	118	102	745	▲	1,380	
General Civil - Level 2	2024	2	3	6	1	3	2	11	-	-	-	-	-	28	56%	28	
	2023	3	3	3	2	5	1	1	5	2	3	1	-	18	▲	29	
General Civil - Level 3	2024	12	7	3	2	-	1	9	-	-	-	-	-	34	113%	34	
	2023	2	1	1	1	10	1	-	4	7	3	6	4	16	▲	40	
Miscellaneous Civil	2024	51	50	73	49	46	37	44	-	-	-	-	-	350	-21%	350	
	2023	87	84	71	65	45	43	47	59	39	55	46	26	442	▼	667	
Misdemeanor	2024	55	64	68	44	62	36	45	-	-	-	-	-	374	27%	374	
	2023	56	31	39	66	54	16	33	73	35	45	28	47	295	▲	523	
Other	2024	-	2	-	1	-	1	4	-	-	-	-	-	8	8	8	
	2023	-	-	-	-	-	-	-	-	-	-	-	1	0	↔	1	
Other Criminally Related Matters	2024	-	-	-	-	2	4	-	-	-	-	-	-	6	-88%	6	
	2023	-	2	17	22	3	3	5	12	15	4	11	1	52	▼	95	
Probates/Wills & Trusts - Level 2	2024	-	2	-	-	-	-	1	-	-	-	-	-	3	-25%	3	
	2023	-	2	-	-	-	1	1	1	1	-	-	1	4	▼	7	
Protective Orders	2024	-	-	-	1	-	-	-	-	-	-	-	-	1	1	1	
	2023	-	-	-	-	-	-	-	-	-	-	-	-	0	↔	0	
Uncontested Divorce	2024	4	4	8	5	4	4	6	-	-	-	-	-	35	-8%	35	
	2023	5	5	6	3	6	2	11	5	3	9	6	3	38	▼	64	

This report reflects data in the case management system. Numbers will update accordingly as reports are refreshed and posted.

Dashboard		Circuit/Court ID: 26 226165	
Court: Rockingham Circuit	Start/End Date: Jan-23 / Jul-24	Type of Case: Dispositions	
2023 Average Month: 712		2024 Average Month: 690	
Jan-Jul 2023: 4,921		Jan-Jul 2024 : 4,830	
Dispositions Trending: ↔		Overall AVG. Month: 704	

Monthly Dispositions Summary

Jan 23 - Jul 24

Jan --- Jul Dispositions

4,830	4,921
2024	2023

Dispositions by Division																
Divisions		Jan	Feb	Mar	Apr	May	Jun	Jul	Aug	Sep	Oct	Nov	Dec	Thru Jul	% Change	Total
Total	2024	672	739	773	674	693	611	668	-	-	-	-	-	4,830	-2%	4,830
	2023	689	638	829	710	672	744	639	826	632	681	612	869	4,921	▼	8,541
Civil	2024	54	48	60	52	100	31	77	-	-	-	-	-	422	-14%	422
	2023	58	61	85	66	58	77	86	62	74	63	63	70	491	▼	823
Criminal	2024	261	281	368	302	262	267	289	-	-	-	-	-	2,030	4%	2,030
	2023	278	203	332	262	232	382	268	374	234	307	257	292	1,957	▲	3,421
Concealed Handgun Permits	2024	186	188	187	188	190	136	170	-	-	-	-	-	1,245	-9%	1,245
	2023	170	215	232	213	236	156	147	172	173	170	173	153	1,369	▼	2,210
Miscellaneous/ Other	2024	171	222	158	132	141	177	132	-	-	-	-	-	1,133	3%	1,133
	2023	183	159	180	168	146	129	138	218	151	140	119	354	1,103	▲	2,085
Others	2024	-	-	-	-	-	-	-	-	-	-	-	-	0	-100%	0
	2023	-	-	-	1	-	-	-	-	-	1	-	-	1	▼	2

Dispositions by Case Category																
Case Categories		Jan	Feb	Mar	Apr	May	Jun	Jul	Aug	Sep	Oct	Nov	Dec	Thru Jul	% Change	Total
Administrative Law	2024	-	1	1	-	-	-	-	-	-	-	-	-	2	-60%	2
	2023	-	-	-	2	1	-	2	-	-	-	1	-	5	▼	6
Capital Murder	2024	-	4	-	-	-	-	2	-	-	-	-	-	6	500%	6
	2023	-	1	-	-	-	-	-	-	-	-	-	-	1	▲	1
Contested Divorce	2024	5	11	8	4	14	2	13	-	-	-	-	-	57	-23%	57
	2023	9	10	16	9	10	11	9	9	6	8	10	15	74	▼	122
Domestic and Family - Level 1	2024	2	2	4	19	23	6	5	-	-	-	-	-	61	-34%	61
	2023	5	22	12	11	8	5	29	4	10	15	2	9	92	▼	132
Domestic and Family - Level 2	2024	12	-	4	4	10	4	3	-	-	-	-	-	37	3%	37
	2023	3	3	6	1	4	14	5	2	5	2	1	4	36	▲	50
Felonies and Related Matters	2024	201	228	302	237	188	201	207	-	-	-	-	-	1,564	4%	1,564
	2023	221	144	255	185	177	308	218	302	176	236	183	217	1,508	▲	2,622
General Civil - Level 1	2024	-	1	-	-	2	1	1	-	-	-	-	-	5	67%	5
	2023	3	-	-	-	-	-	-	3	3	1	-	-	3	▲	10
General Civil - Level 2	2024	10	13	16	5	9	10	13	-	-	-	-	-	76	-3%	76
	2023	9	8	11	13	15	12	10	12	14	7	14	14	78	▼	139
General Civil - Level 3	2024	11	7	5	4	6	4	10	-	-	-	-	-	47	2%	47
	2023	5	8	7	8	9	4	5	7	8	9	5	8	46	▲	83
Miscellaneous Civil	2024	229	241	229	226	232	178	224	-	-	-	-	-	1,559	-7%	1,559
	2023	217	252	281	271	275	191	189	241	229	210	202	189	1,676	▼	2,747
Misdemeanor	2024	49	45	60	61	65	61	73	-	-	-	-	-	414	5%	414
	2023	47	52	70	72	44	66	44	65	44	64	59	62	395	▲	689
Other	2024	123	160	111	93	92	127	68	-	-	-	-	-	774	2%	774
	2023	131	113	126	106	99	89	93	142	90	94	86	312	757	▲	1,481
Other Criminally Related Matters	2024	11	4	6	6	9	5	8	-	-	-	-	-	49	-11%	49
	2023	11	6	8	5	11	8	6	7	14	7	15	13	55	▼	111
Probates/Wills & Trusts - Level 1	2024	-	1	-	-	1	-	-	-	-	-	-	-	2	100%	2
	2023	-	-	-	-	1	-	-	-	-	-	-	-	1	▲	1
Probates/Wills & Trusts - Level 2	2024	1	3	3	4	1	1	2	-	-	-	-	-	15	-12%	15
	2023	2	-	6	3	2	2	2	3	3	3	4	1	17	▼	31
Protective Orders	2024	1	-	1	1	-	-	3	-	-	-	-	-	6	-60%	6
	2023	-	2	2	-	1	3	7	3	-	3	1	1	15	▼	23
Uncontested Divorce	2024	17	18	23	10	41	11	36	-	-	-	-	-	156	-4%	156
	2023	26	17	29	24	15	31	20	26	30	22	29	24	162	▼	293

Dashboard		Monthly Dispositions Summary		Jan --- Jul Dispositions					
<p>Court: Shenandoah Circuit Start/End Date: Jan-23 / Jul-24 2023 Average Month: 311 Jan-Jul 2023: 2,035 Dispositions Trending: ↔</p>	<p>Circuit/Court ID: 26 226171 Type of Case: Dispositions 2024 Average Month: 291 Jan-Jul 2024 : 2,037 Overall AVG. Month: 304</p>	<p style="text-align: center; font-weight: bold;">Jan 23 - Jul 24</p>		<table border="1" style="margin: auto;"> <tr> <td style="text-align: center; width: 50px;">2,037</td> <td style="text-align: center; width: 50px;">2,035</td> </tr> <tr> <td style="text-align: center;">2024</td> <td style="text-align: center;">2023</td> </tr> </table>		2,037	2,035	2024	2023
2,037	2,035								
2024	2023								

Dispositions by Division																
Divisions		Jan	Feb	Mar	Apr	May	Jun	Jul	Aug	Sep	Oct	Nov	Dec	Thru Jul	% Change	Total
Total	2024	248	267	317	340	261	311	293	-	-	-	-	-	2,037	0%	2,037
	2023	250	327	270	290	296	247	355	429	219	199	303	550	2,035	▲	3,735
Civil	2024	17	13	20	25	26	41	25	-	-	-	-	-	167	2%	167
	2023	18	15	43	18	16	37	17	24	15	34	12	23	164	▲	272
Criminal	2024	77	78	122	122	116	88	148	-	-	-	-	-	751	7%	751
	2023	130	85	99	100	74	77	138	157	87	74	140	273	703	▲	1,434
Concealed Handgun Permits	2024	64	112	84	134	65	112	43	-	-	-	-	-	614	-26%	614
	2023	56	196	90	105	171	77	132	76	68	58	121	90	827	▼	1,240
Miscellaneous/ Other	2024	86	57	89	58	52	59	71	-	-	-	-	-	472	40%	472
	2023	46	31	38	67	35	56	65	166	49	33	30	164	338	▲	780
Others	2024	4	7	2	1	2	11	6	-	-	-	-	-	33	1,000%	33
	2023	-	-	-	-	-	-	3	6	-	-	-	-	3	▲	9

Dispositions by Case Category																
Case Categories		Jan	Feb	Mar	Apr	May	Jun	Jul	Aug	Sep	Oct	Nov	Dec	Thru Jul	% Change	Total
Administrative Law	2024	-	1	1	-	-	-	-	-	-	-	-	-	2	100%	2
	2023	-	-	-	-	-	1	-	-	-	-	-	-	1	▲	1
Capital Murder	2024	-	-	-	-	-	-	-	-	-	-	-	-	0	-100%	0
	2023	8	-	1	-	-	-	-	-	-	-	-	-	9	▼	9
Contested Divorce	2024	-	-	1	6	4	3	4	-	-	-	-	-	18	-28%	18
	2023	3	-	9	3	2	6	2	1	1	3	3	4	25	▼	37
Domestic and Family - Level 1	2024	-	1	3	6	2	15	5	-	-	-	-	-	32	-29%	32
	2023	11	11	13	-	4	3	3	12	-	10	2	6	45	▼	75
Domestic and Family - Level 2	2024	-	-	1	2	2	1	1	-	-	-	-	-	7	-30%	7
	2023	2	-	-	3	2	3	-	1	-	4	1	1	10	▼	17
Felonies and Related Matters	2024	50	56	77	78	72	52	85	-	-	-	-	-	470	-1%	470
	2023	113	59	74	54	61	46	66	121	73	60	112	151	473	▼	990
General Civil - Level 1	2024	-	-	-	1	-	-	-	-	-	-	-	-	1	0%	1
	2023	-	-	-	-	-	1	-	-	-	-	-	-	1	↔	1
General Civil - Level 2	2024	5	6	2	5	5	10	7	-	-	-	-	-	40	60%	40
	2023	-	2	4	1	6	9	3	1	5	4	1	-	25	▲	36
General Civil - Level 3	2024	6	3	1	1	1	3	4	-	-	-	-	-	19	138%	19
	2023	2	-	1	1	-	4	-	1	1	2	1	2	8	▲	15
Miscellaneous Civil	2024	77	128	100	154	78	138	67	-	-	-	-	-	742	-20%	742
	2023	70	211	102	118	179	97	153	95	75	70	129	99	930	▼	1,398
Misdemeanor	2024	27	17	37	29	42	19	43	-	-	-	-	-	214	12%	214
	2023	8	20	24	34	13	23	69	35	16	11	27	118	191	▲	398
Other	2024	75	47	72	38	41	41	54	-	-	-	-	-	368	63%	368
	2023	28	14	26	55	24	31	48	153	39	22	22	155	226	▲	617
Other Criminally Related Matters	2024	-	5	8	15	2	17	21	-	-	-	-	-	68	94%	68
	2023	1	6	-	15	-	10	3	3	-	3	1	4	35	▲	46
Probates/Wills & Trusts - Level 1	2024	-	-	-	-	-	-	-	-	-	-	-	-	0	-100%	0
	2023	-	-	-	-	-	-	1	-	2	-	-	-	1	▼	3
Probates/Wills & Trusts - Level 2	2024	-	-	2	1	2	2	-	-	-	-	-	-	7	0%	7
	2023	1	-	1	1	1	1	2	-	-	2	-	2	7	↔	11
Protective Orders	2024	-	-	-	-	-	-	-	-	-	-	-	-	0	0	0
	2023	-	-	-	-	-	-	-	-	-	-	-	1	0	↔	1
Uncontested Divorce	2024	8	3	12	4	10	10	2	-	-	-	-	-	49	2%	49
	2023	3	4	15	5	4	12	5	6	7	8	4	7	48	▲	80


This report reflects data in the case management system. Numbers will update accordingly as reports are refreshed and posted.

Dashboard

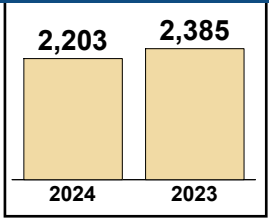
Court: Warren Circuit
Start/End Date: Jan-23 / Jul-24
2023 Average Month: 333
Jan-Jul 2023: 2,385
Dispositions Trending: ▼

Circuit/Court ID: 26 226187
Type of Case: Dispositions
2024 Average Month: 315
Jan-Jul 2024 : 2,203
Overall AVG. Month: 326

Monthly Dispositions Summary



Jan --- Jul Dispositions



Dispositions by Division

Divisions		Jan	Feb	Mar	Apr	May	Jun	Jul	Aug	Sep	Oct	Nov	Dec	Thru Jul	% Change	Total
Total	2024	333	287	371	427	208	239	338	-	-	-	-	-	2,203	-8%	2,203
	2023	328	272	522	282	409	280	292	328	278	345	276	383	2,385	▼	3,995
Civil	2024	20	28	28	37	18	27	23	-	-	-	-	-	181	-41%	181
	2023	27	29	61	39	70	36	43	60	37	41	21	18	305	▼	482
Criminal	2024	149	103	190	200	105	110	154	-	-	-	-	-	1,011	9%	1,011
	2023	147	122	147	135	157	117	104	117	143	103	102	157	929	▲	1,551
Concealed Handgun Permits	2024	88	86	77	93	42	34	82	-	-	-	-	-	502	-17%	502
	2023	105	70	159	36	105	61	68	74	26	108	75	62	604	▼	949
Miscellaneous/ Other	2024	73	70	76	97	43	68	79	-	-	-	-	-	506	-7%	506
	2023	49	51	155	72	77	66	76	75	72	92	78	146	546	▼	1,009
Others	2024	3	-	-	-	-	-	-	-	-	-	-	-	3	200%	3
	2023	-	-	-	-	-	-	1	2	-	1	-	-	1	▲	4

Dispositions by Case Category

Case Categories		Jan	Feb	Mar	Apr	May	Jun	Jul	Aug	Sep	Oct	Nov	Dec	Thru Jul	% Change	Total
Administrative Law	2024	-	1	-	-	-	-	-	-	-	-	-	-	1	-80%	1
	2023	-	-	-	3	1	-	1	-	-	-	-	-	5	▼	5
Capital Murder	2024	-	-	-	-	-	-	1	-	-	-	-	-	1	1	1
	2023	-	-	-	-	-	-	-	-	-	-	-	-	0	↔	0
Contested Divorce	2024	4	2	1	6	2	4	5	-	-	-	-	-	24	-35%	24
	2023	6	1	3	3	11	6	7	6	4	1	4	-	37	▼	52
Domestic and Family - Level 1	2024	4	10	2	4	1	12	7	-	-	-	-	-	40	-25%	40
	2023	4	11	13	2	16	2	5	7	9	20	4	2	53	▼	95
Domestic and Family - Level 2	2024	2	1	-	1	1	2	1	-	-	-	-	-	8	-67%	8
	2023	1	-	2	12	5	2	2	6	2	1	1	2	24	▼	36
Felonies and Related Matters	2024	106	74	142	154	63	84	86	-	-	-	-	-	709	4%	709
	2023	110	88	98	106	121	73	83	85	113	71	80	121	679	▲	1,149
General Civil - Level 2	2024	2	3	6	9	9	1	4	-	-	-	-	-	34	-47%	34
	2023	7	4	14	3	12	14	10	20	3	7	2	3	64	▼	99
General Civil - Level 3	2024	-	2	5	8	1	2	1	-	-	-	-	-	19	-53%	19
	2023	2	6	12	7	2	5	6	1	11	8	2	2	40	▼	64
Miscellaneous Civil	2024	111	105	105	118	52	51	114	-	-	-	-	-	656	-17%	656
	2023	120	87	205	70	128	85	94	109	57	139	95	77	789	▼	1,266
Misdemeanor	2024	34	23	40	44	22	20	61	-	-	-	-	-	244	32%	244
	2023	32	18	42	26	22	26	19	23	24	25	22	30	185	▲	309
Other	2024	55	51	44	74	32	50	45	-	-	-	-	-	351	5%	351
	2023	32	31	103	34	51	38	46	41	40	59	58	130	335	▲	663
Other Criminally Related Matters	2024	9	6	8	2	20	6	6	-	-	-	-	-	57	-12%	57
	2023	5	16	7	3	14	18	2	10	7	7	-	6	65	▼	95
Probates/Wills & Trusts - Level 1	2024	-	-	1	-	-	-	-	-	-	-	-	-	1	-50%	1
	2023	-	2	-	-	-	-	-	-	-	-	-	-	2	▼	2
Probates/Wills & Trusts - Level 2	2024	-	3	-	1	2	1	1	-	-	-	-	-	8	-50%	8
	2023	2	1	1	1	4	4	3	2	1	1	2	4	16	▼	26
Uncontested Divorce	2024	6	6	17	6	3	6	6	-	-	-	-	-	50	-45%	50
	2023	7	7	22	12	22	7	14	18	7	6	6	6	91	▼	134

Dashboard		Monthly Dispositions Summary		Jan --- Jul Dispositions	
Court: Winchester Circuit	Circuit/Court ID: 26 226840				
Start/End Date: Jan-23 / Jul-24	Type of Case: Dispositions				
2023 Average Month: 196	2024 Average Month: 196				
Jan-Jul 2023: 1,383	Jan-Jul 2024 : 1,369				
Dispositions Trending: ↔	Overall AVG. Month: 196				

Dispositions by Division																
Divisions		Jan	Feb	Mar	Apr	May	Jun	Jul	Aug	Sep	Oct	Nov	Dec	Thru Jul	% Change	Total
Total	2024	167	174	245	206	162	177	238	-	-	-	-	-	1,369	-1%	1,369
	2023	190	206	199	221	223	181	163	185	208	205	186	182	1,383	▼	2,349
Civil	2024	15	23	27	21	17	23	17	-	-	-	-	-	143	-14%	143
	2023	21	25	22	16	51	22	9	26	23	19	36	22	166	▼	292
Criminal	2024	101	88	157	140	88	104	132	-	-	-	-	-	810	2%	810
	2023	112	127	120	152	81	93	110	104	144	145	95	108	795	▲	1,391
Concealed Handgun Permits	2024	22	22	27	20	32	16	46	-	-	-	-	-	185	9%	185
	2023	38	27	24	27	23	16	15	15	18	15	20	21	170	▲	259
Miscellaneous/ Other	2024	29	40	34	24	22	33	39	-	-	-	-	-	221	-10%	221
	2023	17	27	31	26	66	50	29	35	23	25	34	30	246	▼	393
Others	2024	-	1	-	1	3	1	4	-	-	-	-	-	10	67%	10
	2023	2	-	2	-	2	-	-	5	-	1	1	1	6	▲	14

Dispositions by Case Category																
Case Categories		Jan	Feb	Mar	Apr	May	Jun	Jul	Aug	Sep	Oct	Nov	Dec	Thru Jul	% Change	Total
Administrative Law	2024	-	-	-	-	-	-	-	-	-	-	-	-	0	-100%	0
	2023	-	-	-	-	1	-	-	-	1	-	-	-	1	▼	2
Capital Murder	2024	-	-	-	-	-	-	-	-	-	-	-	-	0	-100%	0
	2023	-	-	-	2	-	-	1	-	-	-	-	-	3	▼	3
Contested Divorce	2024	2	1	-	2	1	3	1	-	-	-	-	-	10	-41%	10
	2023	2	1	2	2	8	-	2	6	-	3	4	3	17	▼	33
Domestic and Family - Level 1	2024	-	-	14	2	2	2	4	-	-	-	-	-	24	-4%	24
	2023	4	2	4	4	10	1	-	3	6	10	17	-	25	▼	61
Domestic and Family - Level 2	2024	-	-	2	2	1	1	3	-	-	-	-	-	9	-31%	9
	2023	1	-	6	2	2	1	1	3	3	1	3	1	13	▼	24
Felonies and Related Matters	2024	73	71	122	110	67	84	87	-	-	-	-	-	614	-2%	614
	2023	71	102	89	111	68	87	96	87	104	105	68	89	624	▼	1,077
General Civil - Level 1	2024	-	1	1	-	1	3	2	-	-	-	-	-	8	14%	8
	2023	-	1	1	-	5	-	-	1	1	-	1	2	7	▲	12
General Civil - Level 2	2024	2	7	4	1	3	3	1	-	-	-	-	-	21	-38%	21
	2023	1	8	6	5	7	6	1	4	3	2	2	4	34	▼	49
General Civil - Level 3	2024	2	2	2	1	1	-	4	-	-	-	-	-	12	0%	12
	2023	1	3	1	1	4	2	-	-	-	-	2	1	12	↔	15
Miscellaneous Civil	2024	26	36	42	28	42	32	57	-	-	-	-	-	263	-3%	263
	2023	42	37	31	38	53	42	28	26	23	21	31	32	271	▼	404
Misdemeanor	2024	22	14	31	24	22	24	36	-	-	-	-	-	173	18%	173
	2023	39	22	28	32	11	5	10	13	32	40	26	15	147	▲	273
Other	2024	26	28	17	17	15	18	31	-	-	-	-	-	152	5%	152
	2023	15	18	24	13	37	23	15	29	18	20	24	20	145	▲	256
Other Criminally Related Matters	2024	6	3	4	7	2	3	9	-	-	-	-	-	34	48%	34
	2023	2	5	3	7	2	1	3	4	8	-	2	4	23	▲	41
Probates/Wills & Trusts - Level 2	2024	3	2	1	3	1	1	1	-	-	-	-	-	12	-25%	12
	2023	5	2	1	2	5	1	-	1	3	1	-	4	16	▼	25
Protective Orders	2024	1	-	-	-	-	-	-	-	-	-	-	-	1	1	1
	2023	-	-	-	-	-	-	-	-	-	-	-	2	0	↔	2
Uncontested Divorce	2024	4	9	5	9	4	3	2	-	-	-	-	-	36	-20%	36
	2023	7	5	3	2	10	12	6	8	6	2	6	5	45	▼	72

Dashboard		Monthly Dispositions Summary		Jan --- Jul Dispositions					
<p>Court: Bland Circuit Start/End Date: Jan-23 / Jul-24 2023 Average Month: 39 Jan-Jul 2023: 288 Dispositions Trending: ⇄</p>	<p>Circuit/Court ID: 27 227021 Type of Case: Dispositions 2024 Average Month: 42 Jan-Jul 2024 : 295 Overall AVG. Month: 40</p>			<table style="margin: auto;"> <tr> <td style="text-align: center; width: 50px;">295</td> <td style="text-align: center; width: 50px;">288</td> </tr> <tr> <td style="text-align: center; width: 50px;">2024</td> <td style="text-align: center; width: 50px;">2023</td> </tr> </table>		295	288	2024	2023
295	288								
2024	2023								

Dispositions by Division																
Divisions		Jan	Feb	Mar	Apr	May	Jun	Jul	Aug	Sep	Oct	Nov	Dec	Thru Jul	% Change	Total
Total	2024	27	44	51	35	19	61	58	-	-	-	-	-	295	2%	295
	2023	26	35	65	49	42	56	15	40	26	46	31	37	288	▲	468
Civil	2024	3	6	5	2	3	8	17	-	-	-	-	-	44	91%	44
	2023	1	5	-	7	1	8	1	7	2	9	2	5	23	▲	48
Criminal	2024	10	9	20	-	1	29	9	-	-	-	-	-	78	44%	78
	2023	-	5	13	8	4	23	1	15	2	9	2	11	54	▲	93
Concealed Handgun Permits	2024	12	27	22	28	14	19	26	-	-	-	-	-	148	-20%	148
	2023	22	23	49	29	33	18	11	13	20	24	25	16	185	▼	283
Miscellaneous/ Other	2024	2	2	4	5	1	5	6	-	-	-	-	-	25	-4%	25
	2023	3	2	3	5	4	7	2	5	2	4	2	5	26	▼	44

Dispositions by Case Category																
Case Categories		Jan	Feb	Mar	Apr	May	Jun	Jul	Aug	Sep	Oct	Nov	Dec	Thru Jul	% Change	Total
Administrative Law	2024	-	-	-	-	-	-	-	-	-	1	-	-	0	0	0
	2023	-	-	-	-	-	-	-	-	-	-	-	-	0	↔	1
Capital Murder	2024	1	-	-	-	-	-	-	-	-	-	-	-	1	1	1
	2023	-	-	-	-	-	-	-	-	-	-	-	-	0	↔	0
Contested Divorce	2024	-	1	-	-	-	1	4	-	-	-	-	-	6	50%	6
	2023	-	-	-	1	-	2	1	3	-	2	-	-	4	▲	9
Domestic and Family - Level 1	2024	-	-	-	-	-	1	-	-	-	-	-	-	1	-80%	1
	2023	-	-	-	1	-	4	-	-	-	2	-	-	5	▼	7
Domestic and Family - Level 2	2024	-	-	-	-	1	1	-	-	-	-	-	-	2	0%	2
	2023	-	2	-	-	-	-	-	-	1	-	1	1	2	↔	5
Felonies and Related Matters	2024	8	9	14	-	1	25	6	-	-	-	-	-	63	26%	63
	2023	-	3	11	8	4	23	1	12	2	6	2	6	50	▲	78
General Civil - Level 1	2024	-	-	-	-	-	-	1	-	-	-	-	-	1	1	1
	2023	-	-	-	-	-	-	-	-	-	-	-	-	0	↔	0
General Civil - Level 2	2024	1	3	3	1	2	2	1	-	-	-	-	-	13	160%	13
	2023	1	2	-	2	-	-	-	1	1	2	-	2	5	▲	11
General Civil - Level 3	2024	2	1	2	1	-	-	1	-	-	-	-	-	7	600%	7
	2023	-	1	-	-	-	-	-	2	-	1	-	1	1	▲	5
Miscellaneous Civil	2024	13	28	24	32	15	23	32	-	-	-	-	-	167	-20%	167
	2023	24	25	52	33	37	25	12	17	21	27	27	21	208	▼	321
Misdemeanor	2024	1	-	5	-	-	4	3	-	-	-	-	-	13	225%	13
	2023	-	2	2	-	-	-	-	-	-	2	-	5	4	▲	11
Other	2024	-	-	-	-	-	-	-	-	-	-	-	-	0	-100%	0
	2023	-	-	-	1	-	-	-	-	-	-	-	-	1	▼	1
Other Criminally Related Matters	2024	-	-	1	-	-	-	-	-	-	-	-	-	1	1	1
	2023	-	-	-	-	-	-	-	3	-	1	-	-	0	↔	4
Probates/Wills & Trusts - Level 2	2024	-	-	1	-	-	-	1	-	-	-	-	-	2	0%	2
	2023	-	-	-	-	1	-	1	-	-	-	-	1	2	↔	3
Uncontested Divorce	2024	1	2	1	1	-	4	9	-	-	-	-	-	18	200%	18
	2023	1	-	-	3	-	2	-	2	-	3	1	-	6	▲	12

CPSS-CCMS-10.11 CASELOAD STATISTICS OF THE CIRCUIT COURTS

Carroll

January 2023 -- July 2024 Dispositions


Alexandria and Fairfax Circuit are not Included in State Totals

Dashboard

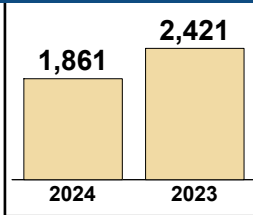
Court: Carroll Circuit
Start/End Date: Jan-23 / Jul-24
2023 Average Month: 324
Jan-Jul 2023: 2,421
Dispositions Trending: ▼

Circuit/Court ID: 27 227035
Type of Case: Dispositions
2024 Average Month: 266
Jan-Jul 2024 : 1,861
Overall AVG. Month: 302

Monthly Dispositions Summary



Jan --- Jul Dispositions



Dispositions by Division

Divisions		Jan	Feb	Mar	Apr	May	Jun	Jul	Aug	Sep	Oct	Nov	Dec	Thru Jul	% Change	Total
Total	2024	250	349	237	332	246	254	193	-	-	-	-	-	1,861	-23%	1,861
	2023	370	361	374	361	333	287	335	433	286	263	251	228	2,421	▼	3,882
Civil	2024	8	28	15	19	21	26	25	-	-	-	-	-	142	-26%	142
	2023	31	13	17	29	10	57	35	37	23	35	21	17	192	▼	325
Criminal	2024	71	114	89	139	105	140	97	-	-	-	-	-	755	-25%	755
	2023	135	191	125	161	162	90	147	262	123	152	98	96	1,011	▼	1,742
Concealed Handgun Permits	2024	141	85	93	121	84	47	45	-	-	-	-	-	616	-32%	616
	2023	157	113	184	127	117	96	111	75	101	34	97	53	905	▼	1,265
Miscellaneous/ Other	2024	30	122	40	52	35	40	25	-	-	-	-	-	344	10%	344
	2023	47	44	48	43	44	44	42	59	39	42	35	62	312	▲	549
Others	2024	-	-	-	1	1	1	1	-	-	-	-	-	4	300%	4
	2023	-	-	-	1	-	-	-	-	-	-	-	-	1	▲	1

Dispositions by Case Category

Case Categories		Jan	Feb	Mar	Apr	May	Jun	Jul	Aug	Sep	Oct	Nov	Dec	Thru Jul	% Change	Total
Administrative Law	2024	-	-	-	-	-	-	1	-	-	-	-	-	1	1	1
	2023	-	-	-	-	-	-	-	-	1	-	-	-	0	↔	1
Capital Murder	2024	-	-	-	-	-	-	-	-	-	-	-	-	0	0	0
	2023	-	-	-	-	-	-	-	2	-	-	-	-	0	↔	2
Contested Divorce	2024	2	5	-	2	1	3	-	-	-	-	-	-	13	-50%	13
	2023	5	2	3	3	2	6	5	1	1	4	3	3	26	▼	38
Domestic and Family - Level 1	2024	-	4	3	1	-	7	9	-	-	-	-	-	24	-57%	24
	2023	16	4	2	3	1	25	5	8	4	9	-	-	56	▼	77
Domestic and Family - Level 2	2024	-	3	4	4	1	3	2	-	-	-	-	-	17	-26%	17
	2023	3	1	3	7	1	7	1	1	1	3	3	3	23	▼	34
Felonies and Related Matters	2024	59	94	63	125	94	116	72	-	-	-	-	-	623	-23%	623
	2023	106	163	101	135	130	54	116	215	95	132	86	61	805	▼	1,394
General Civil - Level 1	2024	-	2	-	-	1	-	1	-	-	-	-	-	4	300%	4
	2023	1	-	-	-	-	1	-	1	2	-	-	1	1	▲	5
General Civil - Level 2	2024	2	4	3	5	1	3	2	-	-	-	-	-	20	33%	20
	2023	2	1	1	3	-	5	3	6	2	7	6	3	15	▲	39
General Civil - Level 3	2024	1	5	3	-	7	-	2	-	-	-	-	-	18	100%	18
	2023	-	-	1	2	1	4	1	5	3	2	1	1	9	▲	21
Miscellaneous Civil	2024	145	96	105	147	106	70	67	-	-	-	-	-	736	-28%	736
	2023	177	123	202	150	130	110	129	96	114	48	112	64	1,021	▼	1,455
Misdemeanor	2024	12	13	15	5	4	10	11	-	-	-	-	-	70	-39%	70
	2023	21	20	18	13	8	18	17	38	14	16	12	16	115	▼	211
Other	2024	27	110	25	27	15	18	4	-	-	-	-	-	226	16%	226
	2023	27	34	29	20	32	28	24	38	25	28	21	51	194	▲	357
Other Criminally Related Matters	2024	-	7	11	9	7	14	14	-	-	-	-	-	62	-33%	62
	2023	8	8	6	13	24	18	15	7	14	4	-	19	92	▼	136
Probates/Wills & Trusts - Level 1	2024	-	1	-	-	-	-	-	-	-	-	-	-	1	-50%	1
	2023	-	-	-	-	-	2	-	-	-	1	-	-	2	▼	3
Probates/Wills & Trusts - Level 2	2024	-	-	1	-	4	4	1	-	-	-	-	-	10	67%	10
	2023	-	-	-	4	-	-	2	4	1	5	-	-	6	▲	16
Uncontested Divorce	2024	2	5	4	7	5	6	7	-	-	-	-	-	36	-36%	36
	2023	5	5	8	8	4	9	17	11	9	4	7	6	56	▼	93

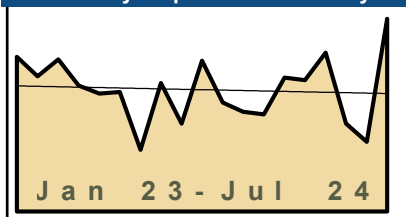
This report reflects data in the case management system. Numbers will update accordingly as reports are refreshed and posted.

Dashboard

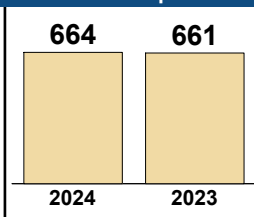
Court: Floyd Circuit
Start/End Date: Jan-23 / Jul-24
2023 Average Month: 92
Jan-Jul 2023: 661
Dispositions Trending: ⇌

Circuit/Court ID: 27 227063
Type of Case: Dispositions
2024 Average Month: 95
Jan-Jul 2024 : 664
Overall AVG. Month: 93

Monthly Dispositions Summary



Jan --- Jul Dispositions



Dispositions by Division

Divisions		Jan	Feb	Mar	Apr	May	Jun	Jul	Aug	Sep	Oct	Nov	Dec	Thru Jul	% Change	Total
Total	2024	74	102	100	121	67	53	147	-	-	-	-	-	664	0%	664
	2023	118	103	116	96	90	91	47	98	67	115	83	76	661	▲	1,100
Civil	2024	12	19	9	22	7	5	29	-	-	-	-	-	103	63%	103
	2023	12	7	7	14	13	6	4	7	12	11	4	12	63	▲	109
Criminal	2024	20	32	35	26	17	16	45	-	-	-	-	-	191	-16%	191
	2023	28	62	31	34	35	31	6	47	24	55	46	35	227	▼	434
Concealed Handgun Permits	2024	30	46	45	63	37	25	52	-	-	-	-	-	298	-1%	298
	2023	68	23	70	39	26	47	29	34	26	33	29	21	302	▼	445
Miscellaneous/ Other	2024	12	5	11	10	6	7	21	-	-	-	-	-	72	4%	72
	2023	10	11	8	9	16	7	8	10	5	16	4	8	69	▲	112

Dispositions by Case Category


Case Categories		Jan	Feb	Mar	Apr	May	Jun	Jul	Aug	Sep	Oct	Nov	Dec	Thru Jul	% Change	Total
Contested Divorce	2024	2	2	-	-	1	-	4	-	-	-	-	-	9	-10%	9
	2023	2	1	-	3	2	-	2	1	2	1	-	2	10	▼	16
Domestic and Family - Level 1	2024	1	13	2	13	4	-	12	-	-	-	-	-	45	350%	45
	2023	5	-	1	-	4	-	-	-	2	4	-	2	10	▲	18
Domestic and Family - Level 2	2024	-	-	-	1	-	-	3	-	-	-	-	-	4	-64%	4
	2023	1	1	1	4	2	2	-	1	1	1	-	-	11	▼	14
Felonies and Related Matters	2024	8	16	22	18	9	9	34	-	-	-	-	-	116	-12%	116
	2023	10	24	15	28	29	22	4	36	22	37	29	26	132	▼	282
General Civil - Level 1	2024	1	-	-	-	-	-	-	-	-	-	-	-	1	1	1
	2023	-	-	-	-	-	-	-	-	-	-	-	-	0	↔	0
General Civil - Level 2	2024	6	-	1	-	1	-	1	-	-	-	-	-	9	-25%	9
	2023	2	1	1	3	2	2	1	2	-	2	1	4	12	▼	21
General Civil - Level 3	2024	3	2	1	2	-	2	1	-	-	-	-	-	11	22%	11
	2023	1	-	1	-	5	1	1	-	1	1	1	-	9	▲	12
Miscellaneous Civil	2024	38	50	56	72	43	32	72	-	-	-	-	-	363	1%	363
	2023	77	34	78	48	35	53	36	44	31	48	32	27	361	▲	543
Misdemeanor	2024	11	13	13	8	7	7	10	-	-	-	-	-	69	-23%	69
	2023	17	36	16	4	6	9	2	11	2	17	17	9	90	▼	146
Other	2024	-	-	-	-	-	-	-	-	-	-	-	-	0	-100%	0
	2023	-	1	-	-	1	1	-	-	1	-	-	-	3	▼	4
Other Criminally Related Matters	2024	1	3	-	-	1	-	1	-	-	-	-	-	6	20%	6
	2023	1	2	-	2	-	-	-	-	-	1	-	-	5	▲	6
Probates/Wills & Trusts - Level 1	2024	-	-	-	-	-	-	-	-	-	-	-	-	0	0	0
	2023	-	-	-	-	-	-	-	-	1	-	-	-	0	↔	1
Probates/Wills & Trusts - Level 2	2024	-	1	-	-	-	-	1	-	-	-	-	-	2	-60%	2
	2023	2	-	1	1	1	-	-	1	1	-	1	4	5	▼	12
Protective Orders	2024	-	-	1	-	-	1	1	-	-	-	-	-	3	50%	3
	2023	-	-	-	1	1	-	-	-	-	-	-	-	2	▲	2
Uncontested Divorce	2024	3	2	4	7	1	2	7	-	-	-	-	-	26	136%	26
	2023	-	3	2	2	2	1	1	2	3	3	2	2	11	▲	23

Dashboard

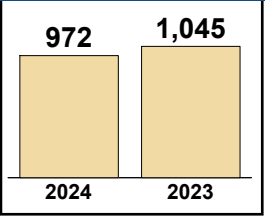
Court: Giles Circuit
Start/End Date: Jan-23 / Jul-24
2023 Average Month: 151
Jan-Jul 2023: 1,045
Dispositions Trending: ▼

Circuit/Court ID: 27 227071
Type of Case: Dispositions
2024 Average Month: 139
Jan-Jul 2024 : 972
Overall AVG. Month: 147

Monthly Dispositions Summary



Jan --- Jul Dispositions



Dispositions by Division

Divisions		Jan	Feb	Mar	Apr	May	Jun	Jul	Aug	Sep	Oct	Nov	Dec	Thru Jul	% Change	Total
Total	2024	172	167	95	136	136	113	153	-	-	-	-	-	972	-7%	972
	2023	147	105	211	150	121	118	193	175	146	131	143	177	1,045	▼	1,817
Civil	2024	11	25	6	16	12	21	6	-	-	-	-	-	97	-33%	97
	2023	17	14	12	16	6	18	62	7	18	24	8	12	145	▼	214
Criminal	2024	88	74	46	54	61	40	80	-	-	-	-	-	443	36%	443
	2023	32	25	80	59	50	38	42	79	74	39	64	56	326	▲	638
Concealed Handgun Permits	2024	29	50	26	33	38	24	45	-	-	-	-	-	245	-34%	245
	2023	76	41	93	48	48	34	33	55	30	29	49	25	373	▼	561
Miscellaneous/ Other	2024	44	18	17	33	25	28	22	-	-	-	-	-	187	-6%	187
	2023	22	24	25	27	17	27	56	33	24	39	21	84	198	▼	399
Others	2024	-	-	-	-	-	-	-	-	-	-	-	-	0	-100%	0
	2023	-	1	1	-	-	1	-	1	-	-	1	-	3	▼	5

Dispositions by Case Category

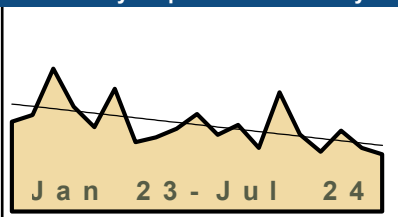
Case Categories		Jan	Feb	Mar	Apr	May	Jun	Jul	Aug	Sep	Oct	Nov	Dec	Thru Jul	% Change	Total
Administrative Law	2024	-	-	-	-	-	-	-	-	-	-	-	-	0	-100%	0
	2023	-	-	-	-	-	-	2	1	-	-	-	-	2	▼	3
Contested Divorce	2024	-	4	1	1	3	2	-	-	-	-	-	-	11	-39%	11
	2023	1	-	2	4	-	2	9	2	1	1	1	2	18	▼	25
Domestic and Family - Level 1	2024	7	13	-	1	-	6	5	-	-	-	-	-	32	-9%	32
	2023	9	13	2	1	5	2	3	-	7	15	2	6	35	▼	65
Domestic and Family - Level 2	2024	-	-	1	3	1	-	-	-	-	-	-	-	5	-17%	5
	2023	-	-	-	1	-	3	2	-	1	2	1	1	6	▼	11
Felonies and Related Matters	2024	49	52	33	41	26	28	65	-	-	-	-	-	294	29%	294
	2023	16	16	68	34	38	31	25	59	43	22	33	32	228	▲	417
General Civil - Level 1	2024	-	-	-	2	-	-	-	-	-	-	-	-	2	-33%	2
	2023	-	-	-	1	-	-	2	-	-	-	-	-	3	▼	3
General Civil - Level 2	2024	1	4	1	3	-	4	-	-	-	-	-	-	13	-62%	13
	2023	2	-	2	3	-	3	24	2	4	2	1	1	34	▼	44
General Civil - Level 3	2024	-	-	1	3	7	2	-	-	-	-	-	-	13	-38%	13
	2023	-	-	1	2	4	4	14	-	-	-	1	-	21	▼	22
Miscellaneous Civil	2024	40	52	28	44	46	32	49	-	-	-	-	-	291	-32%	291
	2023	81	46	101	58	50	40	49	61	40	44	53	28	425	▼	651
Misdemeanor	2024	39	18	12	12	34	12	15	-	-	-	-	-	142	60%	142
	2023	14	5	14	22	11	7	16	20	29	17	26	23	89	▲	204
Other	2024	33	16	15	19	16	20	18	-	-	-	-	-	137	9%	137
	2023	17	20	18	15	15	20	21	25	14	24	17	81	126	▲	287
Other Criminally Related Matters	2024	-	4	1	1	1	-	-	-	-	-	-	-	7	-42%	7
	2023	2	4	1	3	1	-	1	-	2	-	5	1	12	▼	20
Probates/Wills & Trusts - Level 1	2024	-	-	-	-	-	-	-	-	-	-	-	-	0	-100%	0
	2023	-	-	-	-	-	-	1	-	-	-	-	-	1	▼	1
Probates/Wills & Trusts - Level 2	2024	-	1	-	1	1	1	-	-	-	-	-	-	4	-64%	4
	2023	1	1	-	1	1	1	6	-	1	1	2	1	11	▼	16
Protective Orders	2024	-	-	-	-	-	-	-	-	-	-	-	-	0	0	0
	2023	-	-	-	-	-	-	-	1	-	-	-	-	0	↔	1
Uncontested Divorce	2024	3	3	2	5	1	6	1	-	-	-	-	-	21	-38%	21
	2023	4	-	2	5	-	5	18	4	4	3	1	1	34	▼	47

Dashboard

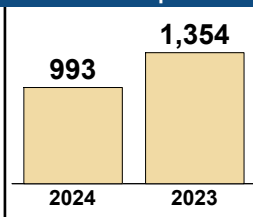
Court: Grayson Circuit
Start/End Date: Jan-23 / Jul-24
2023 Average Month: 179
Jan-Jul 2023: 1,354
Dispositions Trending: ▼

Circuit/Court ID: 27 227077
Type of Case: Dispositions
2024 Average Month: 142
Jan-Jul 2024 : 993
Overall AVG. Month: 165

Monthly Dispositions Summary



Jan --- Jul Dispositions



Dispositions by Division

Divisions		Jan	Feb	Mar	Apr	May	Jun	Jul	Aug	Sep	Oct	Nov	Dec	Thru Jul	% Change	Total
Total	2024	121	227	147	114	154	121	109	-	-	-	-	-	993	-27%	993
	2023	171	184	272	200	161	234	132	141	158	186	146	165	1,354	▼	2,150
Civil	2024	14	20	15	13	21	13	9	-	-	-	-	-	105	-13%	105
	2023	9	16	8	18	22	39	9	28	22	22	8	28	121	▼	229
Criminal	2024	35	123	68	44	65	55	65	-	-	-	-	-	455	-25%	455
	2023	59	72	118	99	58	118	81	46	84	86	87	68	605	▼	976
Concealed Handgun Permits	2024	45	61	40	38	44	42	25	-	-	-	-	-	295	-33%	295
	2023	69	69	113	60	53	55	21	38	38	49	37	47	440	▼	649
Miscellaneous/ Other	2024	27	23	24	19	24	11	10	-	-	-	-	-	138	-27%	138
	2023	34	27	33	23	28	22	21	29	14	28	14	22	188	▼	295
Others	2024	-	-	-	-	-	-	-	-	-	-	-	-	0	0	0
	2023	-	-	-	-	-	-	-	-	-	1	-	-	0	↔	1

Dispositions by Case Category

Case Categories		Jan	Feb	Mar	Apr	May	Jun	Jul	Aug	Sep	Oct	Nov	Dec	Thru Jul	% Change	Total
Capital Murder	2024	-	-	1	-	-	-	-	-	-	-	-	-	1	1	1
	2023	-	-	-	-	-	-	-	-	2	-	-	-	0	↔	2
Contested Divorce	2024	2	1	2	2	1	4	-	-	-	-	-	-	12	20%	12
	2023	2	-	2	2	1	2	1	2	2	1	1	2	10	▲	18
Domestic and Family - Level 1	2024	-	-	8	2	7	-	-	-	-	-	-	-	17	-48%	17
	2023	2	6	-	-	2	23	-	21	3	2	1	13	33	▼	73
Domestic and Family - Level 2	2024	4	1	2	1	4	2	-	-	-	-	-	-	14	100%	14
	2023	-	1	1	1	2	2	-	2	5	3	-	1	7	▲	18
Felonies and Related Matters	2024	27	89	44	40	48	44	55	-	-	-	-	-	347	-26%	347
	2023	39	55	96	80	47	90	61	33	65	70	64	49	468	▼	749
General Civil - Level 1	2024	-	-	-	-	-	-	-	-	-	-	-	-	0	0	0
	2023	-	-	-	-	-	-	-	1	1	-	-	-	0	↔	2
General Civil - Level 2	2024	1	1	-	2	1	1	1	-	-	-	-	-	7	-70%	7
	2023	8	3	1	5	3	3	-	-	1	7	-	2	23	▼	33
General Civil - Level 3	2024	-	12	1	-	5	2	5	-	-	-	-	-	25	19%	25
	2023	1	3	2	6	5	2	2	1	2	2	2	2	21	▲	30
Miscellaneous Civil	2024	46	67	44	41	50	45	28	-	-	-	-	-	321	-34%	321
	2023	71	76	120	66	63	64	25	43	44	55	41	56	485	▼	724
Misdemeanor	2024	6	32	19	3	15	11	10	-	-	-	-	-	96	-21%	96
	2023	15	14	21	19	8	26	18	13	14	16	19	19	121	▼	202
Other	2024	27	20	20	18	18	9	6	-	-	-	-	-	118	-16%	118
	2023	27	19	26	17	17	14	20	23	10	16	11	17	140	▼	217
Other Criminally Related Matters	2024	2	2	4	1	2	1	-	-	-	-	-	-	12	-29%	12
	2023	5	3	1	-	3	3	2	-	4	2	4	1	17	▼	28
Probates/Wills & Trusts - Level 1	2024	-	-	-	-	-	-	-	-	-	-	-	-	0	-100%	0
	2023	-	-	-	-	-	1	-	-	-	-	-	-	1	▼	1
Probates/Wills & Trusts - Level 2	2024	1	1	1	1	1	-	-	-	-	-	-	-	5	-50%	5
	2023	-	-	-	-	7	3	-	-	3	2	-	-	10	▼	15
Protective Orders	2024	1	-	-	-	-	-	-	-	-	-	-	-	1	1	1
	2023	-	-	-	-	-	-	-	-	-	-	-	-	0	↔	0
Uncontested Divorce	2024	4	1	1	3	2	2	4	-	-	-	-	-	17	-6%	17
	2023	1	4	2	4	3	1	3	2	2	10	3	3	18	▼	38

CPSS-CCMS-10.11 CASELOAD STATISTICS OF THE CIRCUIT COURTS

Montgomery

January 2023 -- July 2024 Dispositions

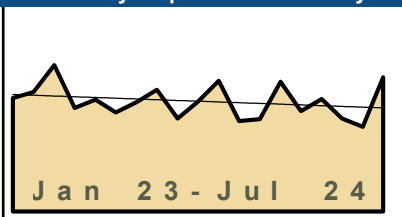
Alexandria and Fairfax Circuit are not Included in State Totals

Dashboard

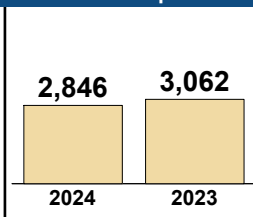
Court: Montgomery Circuit
Start/End Date: Jan-23 / Jul-24
2023 Average Month: 429
Jan-Jul 2023: 3,062
Dispositions Trending: ▼

Circuit/Court ID: 27 227121
Type of Case: Dispositions
2024 Average Month: 407
Jan-Jul 2024 : 2,846
Overall AVG. Month: 420

Monthly Dispositions Summary



Jan --- Jul Dispositions



Dispositions by Division

Divisions		Jan	Feb	Mar	Apr	May	Jun	Jul	Aug	Sep	Oct	Nov	Dec	Thru Jul	% Change	Total
Total	2024	352	494	382	429	354	323	512	-	-	-	-	-	2,846	-7%	2,846
	2023	432	456	558	395	426	378	417	464	354	419	498	345	3,062	▼	5,142
Civil	2024	33	42	28	41	35	41	41	-	-	-	-	-	261	-25%	261
	2023	50	42	54	52	37	46	69	50	34	39	38	41	350	▼	552
Criminal	2024	202	241	206	217	196	165	322	-	-	-	-	-	1,549	-6%	1,549
	2023	184	268	349	187	228	199	228	300	211	255	320	147	1,643	▼	2,876
Concealed Handgun Permits	2024	82	122	115	123	96	79	110	-	-	-	-	-	727	-9%	727
	2023	156	108	125	100	133	94	82	77	86	96	100	84	798	▼	1,241
Miscellaneous/ Other	2024	35	88	33	48	27	37	39	-	-	-	-	-	307	13%	307
	2023	42	38	30	56	28	39	38	37	23	28	39	73	271	▲	471
Others	2024	-	1	-	-	-	1	-	-	-	-	-	-	2	2	2
	2023	-	-	-	-	-	-	-	-	-	1	1	-	0	↔	2

Dispositions by Case Category

Case Categories		Jan	Feb	Mar	Apr	May	Jun	Jul	Aug	Sep	Oct	Nov	Dec	Thru Jul	% Change	Total
Administrative Law	2024	-	-	-	-	-	1	1	-	-	-	-	-	2	100%	2
	2023	1	-	-	-	-	-	-	-	-	-	-	-	1	▲	1
Contested Divorce	2024	6	5	7	5	6	12	4	-	-	-	-	-	45	7%	45
	2023	-	7	4	8	5	10	8	8	7	4	8	7	42	▲	76
Domestic and Family - Level 1	2024	1	3	1	13	6	5	5	-	-	-	-	-	34	-43%	34
	2023	16	6	5	7	6	2	18	4	-	4	6	10	60	▼	84
Domestic and Family - Level 2	2024	4	3	2	1	2	1	1	-	-	-	-	-	14	-30%	14
	2023	5	2	4	3	2	2	2	3	1	2	1	-	20	▼	27
Felonies and Related Matters	2024	123	168	115	122	125	103	222	-	-	-	-	-	978	-8%	978
	2023	123	186	196	116	168	137	137	205	132	166	205	82	1,063	▼	1,853
General Civil - Level 1	2024	2	2	-	1	2	1	-	-	-	-	-	-	8	14%	8
	2023	-	2	1	1	-	2	1	-	-	-	2	1	7	▲	10
General Civil - Level 2	2024	11	12	10	9	9	8	6	-	-	-	-	-	65	25%	65
	2023	9	6	11	5	7	4	10	9	1	5	3	9	52	▲	79
General Civil - Level 3	2024	6	7	4	4	3	4	8	-	-	-	-	-	36	-36%	36
	2023	9	6	11	2	5	4	19	10	9	8	-	4	56	▼	87
Miscellaneous Civil	2024	102	149	133	161	118	106	142	-	-	-	-	-	911	-7%	911
	2023	179	129	148	143	153	121	109	108	103	115	127	104	982	▼	1,539
Misdemeanor	2024	66	67	85	86	65	53	88	-	-	-	-	-	510	-2%	510
	2023	51	75	144	62	55	56	77	88	77	76	100	53	520	▼	914
Other	2024	9	59	10	9	4	7	6	-	-	-	-	-	104	42%	104
	2023	17	16	4	9	8	11	8	3	4	8	13	50	73	▲	151
Other Criminally Related Matters	2024	13	6	6	9	6	9	12	-	-	-	-	-	61	0%	61
	2023	10	7	9	9	5	7	14	7	2	13	15	12	61	↔	110
Probates/Wills & Trusts - Level 1	2024	-	-	-	-	-	-	-	-	-	-	-	-	0	-100%	0
	2023	-	-	-	-	-	-	1	-	-	-	-	1	1	▼	2
Probates/Wills & Trusts - Level 2	2024	-	1	1	2	-	1	-	-	-	-	-	-	5	-69%	5
	2023	2	1	3	5	1	3	1	1	-	-	3	1	16	▼	21
Protective Orders	2024	-	-	-	-	-	-	-	-	-	-	-	-	0	0	0
	2023	-	-	-	-	-	-	-	-	-	-	1	-	0	↔	1
Uncontested Divorce	2024	9	12	8	7	8	12	17	-	-	-	-	-	73	-32%	73
	2023	10	13	18	25	11	19	12	18	18	18	14	11	108	▼	187

This report reflects data in the case management system. Numbers will update accordingly as reports are refreshed and posted.

Dashboard		Monthly Dispositions Summary		Jan --- Jul Dispositions	
<p>Court: Pulaski Circuit Start/End Date: Jan-23 / Jul-24 2023 Average Month: 279 Jan-Jul 2023: 2,053 Dispositions Trending: ▼</p>	<p>Circuit/Court ID: 27 227155 Type of Case: Dispositions 2024 Average Month: 264 Jan-Jul 2024 : 1,848 Overall AVG. Month: 273</p>	<p>Jan 23 - Jul 24</p>		<p>1,848 (2024) vs 2,053 (2023)</p>	

Dispositions by Division																
Divisions		Jan	Feb	Mar	Apr	May	Jun	Jul	Aug	Sep	Oct	Nov	Dec	Thru Jul	% Change	Total
Total	2024	279	301	230	341	228	255	214	-	-	-	-	-	1,848	-10%	1,848
	2023	213	336	432	193	281	348	250	319	272	230	281	192	2,053	▼	3,347
Civil	2024	20	35	19	46	23	44	15	-	-	-	-	-	202	2%	202
	2023	30	26	31	21	51	18	22	22	21	24	23	20	199	▲	309
Criminal	2024	151	180	147	206	87	121	140	-	-	-	-	-	1,032	-8%	1,032
	2023	116	202	191	108	146	246	114	205	193	120	172	116	1,123	▼	1,929
Concealed Handgun Permits	2024	100	75	47	77	100	77	47	-	-	-	-	-	523	-16%	523
	2023	50	100	197	51	50	73	103	74	50	75	75	50	624	▼	948
Miscellaneous/ Other	2024	8	11	17	12	18	13	12	-	-	-	-	-	91	-13%	91
	2023	15	8	13	13	34	11	11	18	8	11	11	6	105	▼	159
Others	2024	-	-	-	-	-	-	-	-	-	-	-	-	0	-100%	0
	2023	2	-	-	-	-	-	-	-	-	-	-	-	2	▼	2

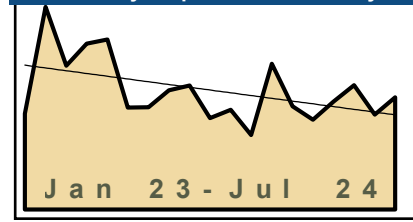
Dispositions by Case Category																
Case Categories		Jan	Feb	Mar	Apr	May	Jun	Jul	Aug	Sep	Oct	Nov	Dec	Thru Jul	% Change	Total
Administrative Law	2024	-	1	-	-	-	-	-	-	-	-	-	-	1	0%	1
	2023	-	-	-	1	-	-	-	-	-	-	-	-	1	↔	1
Capital Murder	2024	-	-	-	-	-	-	-	-	-	-	-	-	0	0	0
	2023	-	-	-	-	-	-	-	1	-	-	-	-	0	↔	1
Contested Divorce	2024	1	4	5	3	2	3	1	-	-	-	-	-	19	-17%	19
	2023	4	5	5	2	6	-	1	4	4	4	1	2	23	▼	38
Domestic and Family - Level 1	2024	5	6	3	29	4	24	3	-	-	-	-	-	74	19%	74
	2023	5	13	12	13	8	5	6	8	2	8	5	4	62	▲	89
Domestic and Family - Level 2	2024	-	3	1	2	-	-	1	-	-	-	-	-	7	0%	7
	2023	4	-	-	-	2	-	1	-	1	-	-	-	7	↔	8
Felonies and Related Matters	2024	116	109	109	129	46	80	109	-	-	-	-	-	698	-14%	698
	2023	73	147	139	78	93	191	87	136	156	93	109	80	808	▼	1,382
General Civil - Level 1	2024	-	-	-	-	-	1	1	-	-	-	-	-	2	0%	2
	2023	-	-	-	-	2	-	-	-	2	-	-	-	2	↔	4
General Civil - Level 2	2024	1	1	3	2	4	3	1	-	-	-	-	-	15	-35%	15
	2023	7	1	1	1	8	1	4	2	3	1	3	3	23	▼	35
General Civil - Level 3	2024	3	4	1	-	3	2	2	-	4	2	2	-	15	-29%	15
	2023	2	3	4	-	8	1	3	2	4	2	2	-	21	▼	31
Miscellaneous Civil	2024	108	87	63	89	119	91	56	-	-	-	-	-	613	-15%	613
	2023	66	107	209	63	78	86	112	92	56	90	85	57	721	▼	1,101
Misdemeanor	2024	27	63	33	67	30	34	27	-	-	-	-	-	281	8%	281
	2023	29	48	44	23	39	53	23	59	32	26	54	32	259	▲	462
Other	2024	-	-	-	-	-	1	-	-	-	-	-	-	1	-80%	1
	2023	2	-	-	-	3	-	-	-	-	-	-	1	5	▼	6
Other Criminally Related Matters	2024	8	8	5	10	11	8	4	-	-	-	-	-	54	-5%	54
	2023	14	8	8	7	14	2	4	9	5	1	9	4	57	▼	85
Probates/Wills & Trusts - Level 1	2024	-	1	-	-	-	-	-	-	-	-	-	-	1	1	1
	2023	-	-	-	-	-	-	-	-	1	-	-	-	0	↔	1
Probates/Wills & Trusts - Level 2	2024	1	4	3	1	2	2	2	-	-	-	-	-	15	67%	15
	2023	1	-	2	1	4	1	-	-	-	1	-	3	9	▲	13
Protective Orders	2024	-	3	-	2	1	2	-	-	-	-	-	-	8	-47%	8
	2023	1	2	1	-	6	3	2	1	-	-	8	-	15	▼	24
Uncontested Divorce	2024	9	7	4	7	6	4	7	-	-	-	-	-	44	10%	44
	2023	5	2	7	4	10	5	7	5	6	4	5	6	40	▲	66

Dashboard

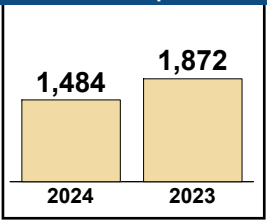
Court: Wythe Circuit
Start/End Date: Jan-23 / Jul-24
2023 Average Month: 237
Jan-Jul 2023: 1,872
Dispositions Trending: ▼

Circuit/Court ID: 27 227197
Type of Case: Dispositions
2024 Average Month: 212
Jan-Jul 2024 : 1,484
Overall AVG. Month: 228

Monthly Dispositions Summary



Jan --- Jul Dispositions



Dispositions by Division

Divisions		Jan	Feb	Mar	Apr	May	Jun	Jul	Aug	Sep	Oct	Nov	Dec	Thru Jul	% Change	Total
Total	2024	278	197	171	206	237	181	214	-	-	-	-	-	1,484	-21%	1,484
	2023	183	386	274	316	324	194	195	227	236	174	190	142	1,872	▼	2,841
Civil	2024	18	20	21	34	38	23	46	-	-	-	-	-	200	19%	200
	2023	11	25	21	28	22	32	29	32	24	17	23	24	168	▲	288
Criminal	2024	145	73	65	83	135	94	114	-	-	-	-	-	709	-17%	709
	2023	67	188	95	154	200	66	87	111	124	60	101	59	857	▼	1,312
Concealed Handgun Permits	2024	99	87	67	77	57	52	38	-	-	-	-	-	477	-33%	477
	2023	89	158	131	114	87	78	60	67	70	81	57	49	717	▼	1,041
Miscellaneous/ Other	2024	15	17	18	12	7	12	16	-	-	-	-	-	97	-25%	97
	2023	16	15	27	20	15	18	19	17	18	16	9	10	130	▼	200
Others	2024	1	-	-	-	-	-	-	-	-	-	-	-	1	1	1
	2023	-	-	-	-	-	-	-	-	-	-	-	-	0	↔	0

Dispositions by Case Category

Case Categories		Jan	Feb	Mar	Apr	May	Jun	Jul	Aug	Sep	Oct	Nov	Dec	Thru Jul	% Change	Total
Contested Divorce	2024	-	1	4	2	6	-	4	-	-	-	-	-	17	-45%	17
	2023	1	7	1	1	2	13	6	4	6	3	3	5	31	▼	52
Domestic and Family - Level 1	2024	4	1	8	14	1	18	23	-	-	-	-	-	69	92%	69
	2023	-	3	15	11	6	1	-	4	2	3	1	-	36	▲	46
Domestic and Family - Level 2	2024	1	1	1	1	2	-	5	-	-	-	-	-	11	267%	11
	2023	-	1	-	2	-	-	-	1	1	-	1	-	3	▲	6
Felonies and Related Matters	2024	108	55	41	62	89	63	93	-	-	-	-	-	511	-23%	511
	2023	61	144	65	124	156	53	63	87	98	39	82	50	666	▼	1,022
General Civil - Level 1	2024	-	-	-	-	1	-	-	-	-	-	-	-	1	-50%	1
	2023	-	1	-	-	-	1	-	-	1	-	-	-	2	▼	3
General Civil - Level 2	2024	3	-	3	4	4	1	3	-	-	-	-	-	18	20%	18
	2023	4	5	1	1	1	1	2	3	3	1	4	1	15	▲	27
General Civil - Level 3	2024	4	5	4	5	8	2	8	-	-	-	-	-	36	71%	36
	2023	-	6	2	3	4	4	2	8	6	5	3	2	21	▲	45
Miscellaneous Civil	2024	113	108	85	89	70	65	54	-	-	-	-	-	584	-31%	584
	2023	104	171	157	136	104	97	81	85	86	96	71	66	850	▼	1,254
Misdemeanor	2024	36	16	20	16	39	28	17	-	-	-	-	-	172	10%	172
	2023	2	41	25	24	38	7	20	22	22	19	18	8	157	▲	246
Other	2024	2	-	-	-	1	-	-	-	-	-	-	-	3	50%	3
	2023	-	-	1	-	-	-	1	1	1	-	-	-	2	▲	4
Other Criminally Related Matters	2024	1	2	4	5	8	3	4	-	-	-	-	-	27	-23%	27
	2023	4	3	5	7	6	6	4	3	4	2	1	1	35	▼	46
Probates/Wills & Trusts - Level 1	2024	-	-	-	1	-	-	-	-	-	-	-	-	1	1	1
	2023	-	-	-	-	-	-	-	1	-	-	-	-	0	↔	1
Probates/Wills & Trusts - Level 2	2024	2	2	-	-	-	-	1	-	-	-	-	-	5	-58%	5
	2023	-	3	-	2	3	1	3	-	2	1	2	-	12	▼	17
Uncontested Divorce	2024	4	6	1	7	8	1	2	-	-	-	-	-	29	-31%	29
	2023	7	1	2	5	4	10	13	8	4	5	4	9	42	▼	72

Dashboard		Monthly Dispositions Summary		Jan --- Jul Dispositions					
<p>Court: Radford Circuit Start/End Date: Jan-23 / Jul-24 2023 Average Month: 91 Jan-Jul 2023: 613 Dispositions Trending: ▼</p>	<p>Circuit/Court ID: 27 227750 Type of Case: Dispositions 2024 Average Month: 81 Jan-Jul 2024 : 570 Overall AVG. Month: 88</p>	<p>Jan 23 - Jul 24</p>		<table border="1" style="margin: auto;"> <tr> <td style="width: 50%; text-align: center;">570</td> <td style="width: 50%; text-align: center;">613</td> </tr> <tr> <td style="text-align: center;">2024</td> <td style="text-align: center;">2023</td> </tr> </table>		570	613	2024	2023
570	613								
2024	2023								

Dispositions by Division																
Divisions		Jan	Feb	Mar	Apr	May	Jun	Jul	Aug	Sep	Oct	Nov	Dec	Thru Jul	% Change	Total
Total	2024	80	81	107	83	73	75	71	-	-	-	-	-	570	-7%	570
	2023	128	95	86	72	84	76	72	110	152	77	68	77	613	▼	1,097
Civil	2024	8	4	13	5	5	4	1	-	-	-	-	-	40	-38%	40
	2023	16	1	5	10	18	6	8	12	8	4	5	5	64	▼	98
Criminal	2024	41	44	73	46	30	59	52	-	-	-	-	-	345	1%	345
	2023	73	70	54	39	32	40	33	70	121	57	40	51	341	▲	680
Concealed Handgun Permits	2024	27	28	15	22	15	8	8	-	-	-	-	-	123	-18%	123
	2023	32	19	18	18	19	26	18	20	19	13	19	16	150	▼	237
Miscellaneous/ Other	2024	4	5	6	10	23	4	10	-	-	-	-	-	62	9%	62
	2023	7	5	9	5	15	4	12	7	4	3	4	5	57	▲	80
Others	2024	-	-	-	-	-	-	-	-	-	-	-	-	0	-100%	0
	2023	-	-	-	-	-	-	1	1	-	-	-	-	1	▼	2

Dispositions by Case Category																
Case Categories		Jan	Feb	Mar	Apr	May	Jun	Jul	Aug	Sep	Oct	Nov	Dec	Thru Jul	% Change	Total
Capital Murder	2024	-	-	-	-	-	-	-	-	-	-	-	-	0	0%	0
	2023	-	-	-	-	-	-	-	-	-	1	-	-	0	↔	1
Contested Divorce	2024	3	-	-	1	-	1	-	-	-	-	-	-	5	-29%	5
	2023	2	-	1	-	4	-	-	1	1	2	1	-	7	▼	12
Domestic and Family - Level 1	2024	-	3	9	3	3	-	-	-	-	-	-	-	18	-10%	18
	2023	10	-	-	6	2	2	-	9	2	-	2	-	20	▼	33
Domestic and Family - Level 2	2024	-	-	-	-	-	-	-	-	-	-	-	-	0	-100%	0
	2023	-	1	-	3	1	1	3	-	-	-	1	-	9	▼	10
Felonies and Related Matters	2024	30	29	52	34	18	36	37	-	-	-	-	-	236	0%	236
	2023	55	52	32	30	19	26	22	50	99	39	26	40	236	↔	490
General Civil - Level 2	2024	1	1	1	1	3	-	1	-	-	-	-	-	8	-20%	8
	2023	2	-	3	-	3	-	2	-	1	1	1	4	10	▼	17
General Civil - Level 3	2024	3	-	2	-	-	1	-	-	-	-	-	-	6	-40%	6
	2023	-	-	1	-	8	-	1	-	-	-	-	-	10	▼	10
Miscellaneous Civil	2024	31	33	21	31	36	12	18	-	-	-	-	-	182	-8%	182
	2023	38	23	25	23	29	30	30	26	23	15	23	20	198	▼	305
Misdemeanor	2024	8	15	19	12	8	20	15	-	-	-	-	-	97	4%	97
	2023	15	18	21	7	12	13	7	20	21	15	13	11	93	▲	173
Other	2024	-	-	-	-	-	-	-	-	-	-	-	-	0	-100%	0
	2023	-	-	-	-	-	-	1	2	-	-	-	-	1	▼	3
Other Criminally Related Matters	2024	3	-	2	-	4	3	-	-	-	-	-	-	12	0%	12
	2023	3	-	1	2	1	1	4	1	1	2	1	-	12	↔	17
Probates/Wills & Trusts - Level 1	2024	-	-	-	-	-	-	-	-	-	-	-	-	0	-100%	0
	2023	-	-	-	-	-	-	1	-	-	-	-	-	1	▼	1
Probates/Wills & Trusts - Level 2	2024	-	-	-	-	-	-	-	-	-	-	-	-	0	-100%	0
	2023	-	-	-	-	-	1	-	-	-	-	-	-	1	▼	1
Protective Orders	2024	-	-	-	-	-	-	-	-	-	-	-	-	0	0%	0
	2023	-	-	-	-	-	-	-	-	1	1	-	-	0	↔	2
Uncontested Divorce	2024	1	-	1	1	1	2	-	-	-	-	-	-	6	-60%	6
	2023	3	1	2	1	5	2	1	1	3	1	-	2	15	▼	22

CPSS-CCMS-10.11 CASELOAD STATISTICS OF THE CIRCUIT COURTS

Smyth

January 2023 -- July 2024 Dispositions

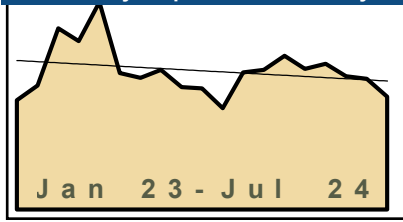
Alexandria and Fairfax Circuit are not Included in State Totals

Dashboard

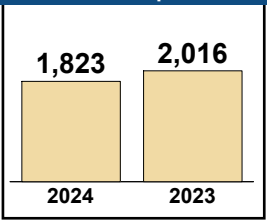
Court: Smyth Circuit
Start/End Date: Jan-23 / Jul-24
2023 Average Month: 267
Jan-Jul 2023: 2,016
Dispositions Trending: ▼

Circuit/Court ID: 28 228173
Type of Case: Dispositions
2024 Average Month: 260
Jan-Jul 2024 : 1,823
Overall AVG. Month: 264

Monthly Dispositions Summary



Jan --- Jul Dispositions



Dispositions by Division

Divisions		Jan	Feb	Mar	Apr	May	Jun	Jul	Aug	Sep	Oct	Nov	Dec	Thru Jul	% Change	Total
Total	2024	266	293	268	278	254	249	215	-	-	-	-	-	1,823	-10%	1,823
	2023	208	236	345	321	395	260	251	266	233	231	193	261	2,016	▼	3,200
Civil	2024	9	26	36	33	41	27	31	-	-	-	-	-	203	21%	203
	2023	22	16	28	25	32	22	23	32	46	66	28	19	168	▲	359
Criminal	2024	69	123	61	94	73	90	60	-	-	-	-	-	570	-10%	570
	2023	42	71	109	95	86	121	112	111	71	58	60	57	636	▼	993
Concealed Handgun Permits	2024	70	84	107	91	52	55	62	-	-	-	-	-	521	-34%	521
	2023	84	74	149	140	219	62	64	67	65	44	55	55	792	▼	1,078
Miscellaneous/ Other	2024	111	48	55	48	77	59	45	-	-	-	-	-	443	21%	443
	2023	57	67	42	57	47	46	51	44	41	58	39	120	367	▲	669
Others	2024	7	12	9	12	11	18	17	-	-	-	-	-	86	62%	86
	2023	3	8	17	4	11	9	1	12	10	5	11	10	53	▲	101

Dispositions by Case Category

Case Categories		Jan	Feb	Mar	Apr	May	Jun	Jul	Aug	Sep	Oct	Nov	Dec	Thru Jul	% Change	Total
Administrative Law	2024	-	-	-	-	-	-	-	-	-	-	-	-	0	0%	0
	2023	-	-	-	-	-	-	-	-	1	1	-	-	0	↔	2
Contested Divorce	2024	2	1	5	4	2	5	7	-	-	-	-	-	26	30%	26
	2023	6	1	1	4	2	1	5	4	11	11	3	2	20	▲	51
Domestic and Family - Level 1	2024	1	12	2	3	18	2	4	-	-	-	-	-	42	20%	42
	2023	-	2	14	6	10	-	3	2	1	3	-	3	35	▲	44
Domestic and Family - Level 2	2024	1	-	2	3	1	5	5	-	-	-	-	-	17	21%	17
	2023	3	3	1	1	2	2	2	6	2	9	6	1	14	▲	38
Felonies and Related Matters	2024	62	90	53	70	64	73	37	-	-	-	-	-	449	-15%	449
	2023	32	62	93	73	69	100	97	79	42	34	41	34	526	▼	756
General Civil - Level 1	2024	1	-	2	-	-	-	-	-	-	-	-	-	3	0%	3
	2023	-	-	-	-	2	-	1	-	-	1	-	1	3	↔	5
General Civil - Level 2	2024	3	1	7	3	1	3	3	-	-	-	-	-	21	17%	21
	2023	1	1	3	3	3	5	2	4	4	13	8	2	18	▲	49
General Civil - Level 3	2024	1	6	7	9	4	1	4	-	-	-	-	-	32	60%	32
	2023	-	4	4	-	4	6	2	9	5	9	1	2	20	▲	46
Miscellaneous Civil	2024	78	98	123	112	69	76	68	-	-	-	-	-	624	-29%	624
	2023	90	89	161	148	235	71	82	79	74	59	62	83	876	▼	1,233
Misdemeanor	2024	7	33	8	20	6	16	14	-	-	-	-	-	104	2%	104
	2023	9	9	15	18	17	21	13	28	28	15	19	18	102	▲	210
Other	2024	107	44	45	39	70	56	55	-	-	-	-	-	416	28%	416
	2023	53	58	43	53	41	43	33	43	40	39	42	101	324	▲	589
Other Criminally Related Matters	2024	-	-	-	4	3	1	9	-	-	-	-	-	17	89%	17
	2023	1	-	1	4	-	-	3	4	1	9	-	5	9	▲	28
Probates/Wills & Trusts - Level 2	2024	-	1	5	3	7	-	1	-	-	-	-	-	17	13%	17
	2023	2	4	4	2	1	1	1	2	2	3	1	1	15	▲	24
Uncontested Divorce	2024	3	7	9	8	9	11	8	-	-	-	-	-	55	2%	55
	2023	11	3	5	9	9	10	7	6	22	25	10	8	54	▲	125

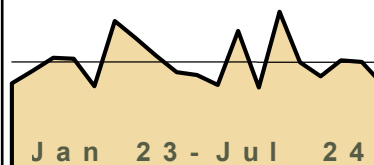
This report reflects data in the case management system. Numbers will update accordingly as reports are refreshed and posted.

Dashboard

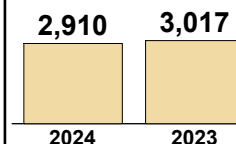
Court: Washington Circuit
Start/End Date: Jan-23 / Jul-24
2023 Average Month: 424
Jan-Jul 2023: 3,017
Dispositions Trending: ▼

Circuit/Court ID: 28 228191
Type of Case: Dispositions
2024 Average Month: 416
Jan-Jul 2024 : 2,910
Overall AVG. Month: 421

Monthly Dispositions Summary



Jan --- Jul Dispositions



Dispositions by Division

Divisions		Jan	Feb	Mar	Apr	May	Jun	Jul	Aug	Sep	Oct	Nov	Dec	Thru Jul	% Change	Total
Total	2024	324	613	420	367	427	421	338	-	-	-	-	-	2,910	-4%	2,910
	2023	340	387	437	434	329	577	513	446	382	371	334	540	3,017	▼	5,090
Civil	2024	30	20	22	30	24	40	24	-	-	-	-	-	190	-33%	190
	2023	37	27	40	44	50	47	40	50	79	28	28	20	285	▼	490
Criminal	2024	142	211	157	152	232	116	186	-	-	-	-	-	1,196	1%	1,196
	2023	118	154	190	119	135	211	260	209	107	128	191	113	1,187	▲	1,935
Concealed Handgun Permits	2024	80	192	181	119	129	217	78	-	-	-	-	-	996	-12%	996
	2023	127	153	137	218	83	263	145	96	124	159	55	233	1,126	▼	1,793
Miscellaneous/ Other	2024	67	184	55	61	38	47	48	-	-	-	-	-	500	19%	500
	2023	58	53	70	53	61	56	68	91	71	55	58	170	419	▲	864
Others	2024	5	6	5	5	4	1	2	-	-	-	-	-	28	28	28
	2023	-	-	-	-	-	-	-	-	1	1	2	4	0	↔	8

Dispositions by Case Category

Case Categories		Jan	Feb	Mar	Apr	May	Jun	Jul	Aug	Sep	Oct	Nov	Dec	Thru Jul	% Change	Total
Administrative Law	2024	-	-	-	-	-	-	-	-	-	-	-	-	0	0	0
	2023	-	-	-	-	-	-	-	-	3	-	-	-	0	↔	3
Capital Murder	2024	-	-	-	-	-	-	-	-	-	-	-	-	0	-100%	0
	2023	3	-	-	-	-	-	-	-	-	1	-	-	3	▼	4
Contested Divorce	2024	2	1	3	2	1	7	3	-	-	-	-	-	19	-5%	19
	2023	2	2	5	3	4	2	2	3	8	4	4	2	20	▼	41
Domestic and Family - Level 1	2024	5	-	-	3	-	5	-	-	-	-	-	-	13	-71%	13
	2023	7	1	5	7	16	5	4	1	1	12	-	-	45	▼	59
Domestic and Family - Level 2	2024	-	3	-	2	4	4	3	-	-	-	-	-	16	-38%	16
	2023	4	4	2	6	5	3	2	2	6	2	-	2	26	▼	38
Felonies and Related Matters	2024	105	156	129	122	172	91	125	-	-	-	-	-	900	-7%	900
	2023	102	128	139	96	109	164	229	153	77	95	119	90	967	▼	1,501
General Civil - Level 1	2024	-	-	1	-	-	-	-	-	-	-	-	-	1	-83%	1
	2023	1	-	2	-	-	1	2	-	-	-	-	-	6	▼	6
General Civil - Level 2	2024	11	6	4	5	2	3	7	-	-	-	-	-	38	-25%	38
	2023	10	8	7	9	4	8	5	13	16	2	6	2	51	▼	90
General Civil - Level 3	2024	3	2	1	2	1	1	5	-	-	-	-	-	15	-50%	15
	2023	1	3	5	2	2	12	5	12	13	3	-	1	30	▼	59
Miscellaneous Civil	2024	100	214	196	139	144	232	102	-	-	-	-	-	1,127	-13%	1,127
	2023	144	172	159	241	113	293	179	136	149	175	73	248	1,301	▼	2,082
Misdemeanor	2024	25	54	28	27	49	25	56	-	-	-	-	-	264	36%	264
	2023	12	25	43	20	25	39	30	37	30	32	72	19	194	▲	384
Other	2024	53	171	47	44	31	32	28	-	-	-	-	-	406	58%	406
	2023	44	34	47	30	36	30	36	52	43	38	48	165	257	▲	603
Other Criminally Related Matters	2024	12	2	-	3	11	-	5	-	-	-	-	-	33	18%	33
	2023	3	1	9	3	3	8	1	19	-	-	-	4	28	▲	51
Probates/Wills & Trusts - Level 1	2024	-	-	1	2	1	1	1	-	-	-	-	-	6	100%	6
	2023	-	-	1	-	-	2	-	1	6	1	-	-	3	▲	11
Probates/Wills & Trusts - Level 2	2024	2	1	5	2	2	1	1	-	-	-	-	-	14	0%	14
	2023	2	-	2	4	2	1	3	4	3	-	1	1	14	↔	23
Protective Orders	2024	-	1	2	3	-	1	-	-	-	-	-	-	7	40%	7
	2023	-	2	1	-	-	-	2	4	-	1	1	-	5	▲	11
Uncontested Divorce	2024	6	2	3	11	9	18	2	-	-	-	-	-	51	-24%	51
	2023	5	7	12	11	10	9	13	9	27	5	10	6	67	▼	124

CPSS-CCMS-10.11 CASELOAD STATISTICS OF THE CIRCUIT COURTS

Bristol

January 2023 -- July 2024 Dispositions

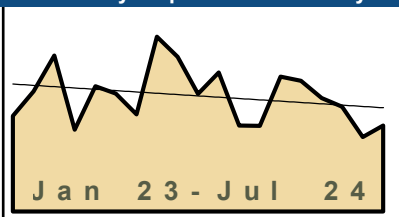
Alexandria and Fairfax Circuit are not Included in State Totals

Dashboard

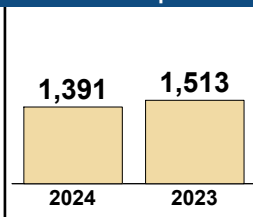
Court: Bristol Circuit
Start/End Date: Jan-23 / Jul-24
2023 Average Month: 233
Jan-Jul 2023: 1,513
Dispositions Trending: ▼

Circuit/Court ID: 28 228520
Type of Case: Dispositions
2024 Average Month: 199
Jan-Jul 2024 : 1,391
Overall AVG. Month: 220

Monthly Dispositions Summary



Jan --- Jul Dispositions



Dispositions by Division

Divisions		Jan	Feb	Mar	Apr	May	Jun	Jul	Aug	Sep	Oct	Nov	Dec	Thru Jul	% Change	Total
Total	2024	163	257	249	216	200	142	164	-	-	-	-	-	1,391	-8%	1,391
	2023	182	229	297	156	239	225	185	333	295	224	265	164	1,513	▼	2,794
Civil	2024	18	29	25	16	14	7	13	-	-	-	-	-	122	16%	122
	2023	13	19	14	15	16	12	16	23	15	10	14	18	105	▲	185
Criminal	2024	65	176	154	135	139	113	86	-	-	-	-	-	868	10%	868
	2023	98	120	192	69	150	99	58	224	232	115	175	95	786	▲	1,627
Concealed Handgun Permits	2024	24	7	36	24	17	7	30	-	-	-	-	-	145	-27%	145
	2023	24	35	44	29	27	6	33	19	12	16	12	17	198	▼	274
Miscellaneous/ Other	2024	56	45	34	40	30	15	35	-	-	-	-	-	255	-39%	255
	2023	47	54	47	42	46	107	78	67	36	83	64	34	421	▼	705
Others	2024	-	-	-	1	-	-	-	-	-	-	-	-	1	-67%	1
	2023	-	1	-	1	-	1	-	-	-	-	-	-	3	▼	3

Dispositions by Case Category

Case Categories		Jan	Feb	Mar	Apr	May	Jun	Jul	Aug	Sep	Oct	Nov	Dec	Thru Jul	% Change	Total
Administrative Law	2024	1	-	-	-	-	1	-	-	-	-	-	-	2	100%	2
	2023	-	-	-	-	-	1	-	-	1	1	-	-	1	▲	3
Capital Murder	2024	-	-	-	-	1	-	-	-	-	-	-	-	1	1	1
	2023	-	-	-	-	-	-	-	-	-	-	-	-	0	↔	0
Contested Divorce	2024	5	3	6	3	2	1	3	-	-	-	-	-	23	188%	23
	2023	2	1	2	-	1	1	1	2	2	3	-	1	8	▲	16
Domestic and Family - Level 1	2024	4	6	1	-	-	-	-	-	-	-	-	-	11	-8%	11
	2023	-	-	-	6	-	5	1	-	1	-	1	6	12	▼	20
Domestic and Family - Level 2	2024	1	2	-	1	-	-	-	-	-	-	-	-	4	-67%	4
	2023	1	-	1	1	4	6	-	3	-	1	1	1	12	▼	18
Felonies and Related Matters	2024	54	138	111	110	103	96	64	-	-	-	-	-	676	10%	676
	2023	80	89	153	47	124	78	43	176	193	82	137	71	614	▲	1,273
General Civil - Level 1	2024	1	-	-	-	-	-	-	-	-	-	-	-	1	0%	1
	2023	-	-	-	-	1	-	-	1	-	-	-	-	1	↔	2
General Civil - Level 2	2024	1	3	1	-	2	2	1	-	-	-	-	-	10	-58%	10
	2023	5	2	3	2	3	2	7	4	1	2	4	2	24	▼	37
General Civil - Level 3	2024	3	3	8	1	4	3	3	-	-	-	-	-	25	-19%	25
	2023	4	2	4	3	3	14	1	7	1	17	6	2	31	▼	64
Miscellaneous Civil	2024	54	27	51	46	25	9	42	-	-	-	-	-	254	-31%	254
	2023	39	45	52	48	46	62	78	56	20	50	31	38	370	▼	565
Misdemeanor	2024	10	35	43	25	32	11	21	-	-	-	-	-	177	20%	177
	2023	16	25	37	18	26	16	9	38	37	29	38	12	147	▲	301
Other	2024	26	25	21	24	22	11	24	-	-	-	-	-	153	-34%	153
	2023	29	47	38	23	27	33	34	28	30	31	41	13	231	▼	374
Other Criminally Related Matters	2024	1	3	-	-	3	6	1	-	-	-	-	-	14	-44%	14
	2023	2	6	2	4	-	5	6	10	2	4	-	13	25	▼	54
Probates/Wills & Trusts - Level 2	2024	-	1	-	-	1	1	1	-	-	-	-	-	4	100%	4
	2023	-	-	1	-	-	1	-	-	1	1	-	2	2	▲	6
Protective Orders	2024	-	-	-	1	-	-	1	-	-	-	-	-	2	2	2
	2023	-	-	-	-	-	-	-	-	-	-	-	-	0	↔	0
Uncontested Divorce	2024	2	11	7	5	5	1	3	-	-	-	-	-	34	-3%	34
	2023	4	12	5	4	4	1	5	8	6	3	6	3	35	▼	61

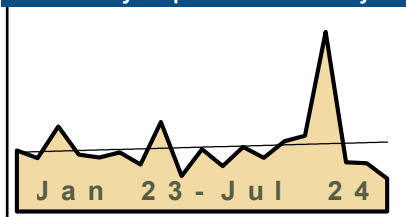
This report reflects data in the case management system. Numbers will update accordingly as reports are refreshed and posted.

Dashboard

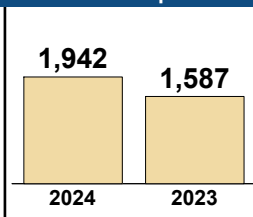
Court: Buchanan Circuit
Start/End Date: Jan-23 / Jul-24
2023 Average Month: 227
Jan-Jul 2023: 1,587
Dispositions Trending: ▲

Circuit/Court ID: 29 229027
Type of Case: Dispositions
2024 Average Month: 277
Jan-Jul 2024 : 1,942
Overall AVG. Month: 245

Monthly Dispositions Summary



Jan --- Jul Dispositions



Dispositions by Division

Divisions		Jan	Feb	Mar	Apr	May	Jun	Jul	Aug	Sep	Oct	Nov	Dec	Thru Jul	% Change	Total
Total	2024	205	268	289	684	187	184	125	-	-	-	-	-	1,942	22%	1,942
	2023	233	203	324	217	206	225	179	341	135	237	173	246	1,587	▲	2,719
Civil	2024	6	16	15	214	15	10	17	-	-	-	-	-	293	182%	293
	2023	14	18	20	13	19	9	11	18	2	12	8	8	104	▲	152
Criminal	2024	137	180	208	226	118	114	65	-	-	-	-	-	1,048	3%	1,048
	2023	173	130	202	152	87	157	113	261	80	145	132	184	1,014	▲	1,816
Concealed Handgun Permits	2024	53	56	55	65	50	48	35	-	-	-	-	-	362	-11%	362
	2023	40	44	86	48	90	50	50	54	51	53	30	45	408	▼	641
Miscellaneous/ Other	2024	9	16	11	179	4	12	8	-	-	-	-	-	239	292%	239
	2023	6	11	16	4	10	9	5	8	2	27	3	9	61	▲	110

Dispositions by Case Category


Case Categories		Jan	Feb	Mar	Apr	May	Jun	Jul	Aug	Sep	Oct	Nov	Dec	Thru Jul	% Change	Total
Administrative Law	2024	-	-	-	5	-	-	1	-	-	-	-	-	6	500%	6
	2023	-	-	-	-	1	-	-	-	-	-	-	-	1	▲	1
Capital Murder	2024	-	2	-	-	-	-	-	-	-	-	-	-	2	2	2
	2023	-	-	-	-	-	-	-	-	-	-	-	-	0	↔	0
Contested Divorce	2024	2	2	4	30	1	-	1	-	-	-	-	-	40	567%	40
	2023	-	-	2	1	1	1	1	3	1	3	-	1	6	▲	14
Domestic and Family - Level 1	2024	-	6	1	9	-	-	11	-	-	-	-	-	27	23%	27
	2023	4	2	6	1	5	-	4	3	-	2	-	-	22	▲	27
Domestic and Family - Level 2	2024	1	1	1	7	-	2	-	-	-	-	-	-	12	0%	12
	2023	1	5	-	2	2	1	1	3	-	1	2	-	12	↔	18
Felonies and Related Matters	2024	107	140	155	167	87	79	48	-	-	-	-	-	783	8%	783
	2023	120	80	157	103	64	119	81	193	69	114	86	154	724	▲	1,340
General Civil	2024	-	-	-	1	-	-	-	-	-	-	-	-	1	1	1
	2023	-	-	-	-	-	-	-	-	-	-	-	-	0	↔	0
General Civil - Level 1	2024	-	2	-	7	1	-	-	-	-	-	-	-	10	900%	10
	2023	-	-	-	-	-	-	1	-	-	-	-	-	1	▲	1
General Civil - Level 2	2024	2	3	7	131	8	6	3	-	-	-	-	-	160	416%	160
	2023	4	4	4	7	6	6	-	7	-	5	4	3	31	▲	50
General Civil - Level 3	2024	2	5	1	39	-	2	-	-	-	-	-	-	49	444%	49
	2023	1	-	3	-	-	4	1	1	-	1	1	1	9	▲	13
Miscellaneous Civil	2024	60	66	63	149	53	57	42	-	-	-	-	-	490	7%	490
	2023	45	55	99	52	99	55	55	60	53	77	31	50	460	▲	731
Misdemeanor	2024	30	35	46	56	27	30	17	-	-	-	-	-	241	1%	241
	2023	45	38	33	38	19	38	27	53	10	30	42	28	238	▲	401
Other	2024	-	-	-	12	-	-	-	-	-	-	-	-	12	1,100%	12
	2023	1	-	-	-	-	-	-	1	-	-	-	-	1	▲	2
Other Criminally Related Matters	2024	-	3	7	5	4	6	-	-	-	-	-	-	25	-52%	25
	2023	8	12	12	11	4	-	5	15	1	1	4	2	52	▼	75
Probates/Wills & Trusts - Level 1	2024	-	-	-	2	-	-	-	-	-	-	-	-	2	100%	2
	2023	-	-	-	-	-	-	1	-	-	-	-	-	1	▲	1
Probates/Wills & Trusts - Level 2	2024	-	3	-	3	-	-	-	-	-	-	-	-	6	100%	6
	2023	-	-	-	-	2	-	1	-	-	-	-	1	3	▲	4
Protective Orders	2024	1	-	2	-	1	-	-	-	-	-	-	-	4	300%	4
	2023	-	-	1	-	-	-	-	-	-	-	-	2	1	▲	3
Uncontested Divorce	2024	-	-	2	61	5	2	2	-	-	-	-	-	72	188%	72
	2023	4	7	7	2	3	1	1	2	1	3	3	4	25	▲	38

Dashboard

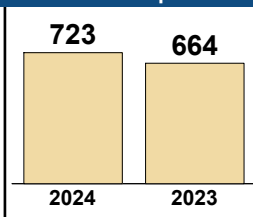
Court: Dickenson Circuit
Start/End Date: Jan-23 / Jul-24
2023 Average Month: 104
Jan-Jul 2023: 664
Dispositions Trending: ▲

Circuit/Court ID: 29 229051
Type of Case: Dispositions
2024 Average Month: 103
Jan-Jul 2024 : 723
Overall AVG. Month: 104

Monthly Dispositions Summary



Jan --- Jul Dispositions



Dispositions by Division

Divisions		Jan	Feb	Mar	Apr	May	Jun	Jul	Aug	Sep	Oct	Nov	Dec	Thru Jul	% Change	Total
Total	2024	82	102	139	111	121	89	79	-	-	-	-	-	723	9%	723
	2023	94	73	132	119	54	137	55	164	55	102	91	169	664	▲	1,245
Civil	2024	3	2	6	18	8	9	6	-	-	-	-	-	52	-28%	52
	2023	13	6	17	8	13	6	9	16	2	13	7	7	72	▼	117
Criminal	2024	38	45	69	43	50	47	32	-	-	-	-	-	324	-2%	324
	2023	45	25	53	73	14	98	22	100	22	29	45	91	330	▼	617
Concealed Handgun Permits	2024	36	41	46	40	44	18	26	-	-	-	-	-	251	15%	251
	2023	31	34	53	36	21	24	19	31	19	46	31	35	218	▲	380
Miscellaneous/ Other	2024	5	14	18	10	19	15	15	-	-	-	-	-	96	123%	96
	2023	5	8	9	2	6	8	5	17	12	14	8	36	43	▲	130
Others	2024	-	-	-	-	-	-	-	-	-	-	-	-	0	-100%	0
	2023	-	-	-	-	-	1	-	-	-	-	-	-	1	▼	1

Dispositions by Case Category

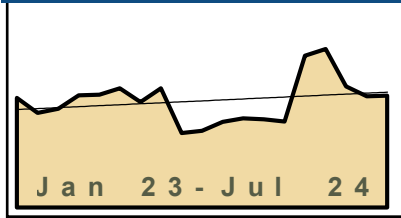
Case Categories		Jan	Feb	Mar	Apr	May	Jun	Jul	Aug	Sep	Oct	Nov	Dec	Thru Jul	% Change	Total
Capital Murder	2024	-	-	-	-	-	-	3	-	-	-	-	-	3	3	3
	2023	-	-	-	-	-	-	-	-	-	-	-	-	0	↔	0
Contested Divorce	2024	-	1	-	1	1	2	1	-	-	-	-	-	6	-14%	6
	2023	2	1	-	-	1	1	2	2	-	4	1	2	7	▼	16
Domestic and Family - Level 1	2024	-	-	-	11	-	1	1	-	-	-	-	-	13	18%	13
	2023	4	-	2	-	-	3	2	1	-	-	2	-	11	▲	14
Domestic and Family - Level 2	2024	-	-	-	-	-	1	-	-	-	-	-	-	1	-75%	1
	2023	-	1	1	2	-	-	-	4	2	-	-	-	4	▼	10
Felonies and Related Matters	2024	23	41	50	35	40	43	27	-	-	-	-	-	259	-7%	259
	2023	38	22	47	59	11	87	14	80	19	26	33	76	278	▼	512
General Civil - Level 2	2024	-	-	1	3	3	-	1	-	-	-	-	-	8	-11%	8
	2023	-	1	3	1	4	-	-	1	-	1	2	3	9	▼	16
General Civil - Level 3	2024	2	1	2	1	2	2	-	-	-	-	-	-	10	-17%	10
	2023	3	2	2	1	1	-	3	-	-	2	-	1	12	▼	15
Miscellaneous Civil	2024	39	43	49	40	46	20	27	-	-	-	-	-	264	16%	264
	2023	32	36	55	37	22	25	20	33	22	53	35	38	227	▲	408
Misdemeanor	2024	15	4	18	9	7	2	2	-	-	-	-	-	57	21%	57
	2023	7	3	5	14	3	10	5	18	2	3	10	15	47	▲	95
Other	2024	2	12	15	9	16	13	13	-	-	-	-	-	80	135%	80
	2023	5	6	5	1	5	8	4	16	9	7	4	31	34	▲	101
Other Criminally Related Matters	2024	-	-	1	-	3	2	-	-	-	-	-	-	6	20%	6
	2023	-	-	1	-	-	1	3	2	1	-	2	-	5	▲	10
Probates/Wills & Trusts - Level 2	2024	1	-	-	-	-	-	-	-	-	-	-	-	1	-50%	1
	2023	-	-	2	-	-	-	-	1	-	1	1	-	2	▼	5
Uncontested Divorce	2024	-	-	3	2	3	3	4	-	-	-	-	-	15	-46%	15
	2023	3	1	9	4	7	2	2	6	-	5	1	3	28	▼	43

Dashboard

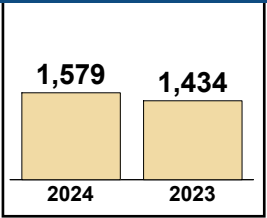
Court: Russell Circuit
Start/End Date: Jan-23 / Jul-24
2023 Average Month: 190
Jan-Jul 2023: 1,434
Dispositions Trending: ▲

Circuit/Court ID: 29 229167
Type of Case: Dispositions
2024 Average Month: 226
Jan-Jul 2024 : 1,579
Overall AVG. Month: 203

Monthly Dispositions Summary



Jan --- Jul Dispositions



Dispositions by Division

Divisions		Jan	Feb	Mar	Apr	May	Jun	Jul	Aug	Sep	Oct	Nov	Dec	Thru Jul	% Change	Total
Total	2024	168	164	289	302	231	212	213	-	-	-	-	-	1,579	10%	1,579
	2023	209	180	188	214	215	227	201	227	142	146	163	170	1,434	▲	2,282
Civil	2024	18	15	13	44	23	13	23	-	-	-	-	-	149	21%	149
	2023	10	20	15	12	37	10	19	24	14	14	38	18	123	▲	231
Criminal	2024	92	62	169	99	92	112	114	-	-	-	-	-	740	-2%	740
	2023	122	85	85	88	94	155	129	159	61	93	60	96	758	▼	1,227
Concealed Handgun Permits	2024	52	85	102	120	108	83	71	-	-	-	-	-	621	21%	621
	2023	73	74	80	108	69	59	50	40	62	35	47	52	513	▲	749
Miscellaneous/ Other	2024	6	2	5	39	8	4	5	-	-	-	-	-	69	73%	69
	2023	4	1	8	6	15	3	3	4	5	4	18	4	40	▲	75

Dispositions by Case Category

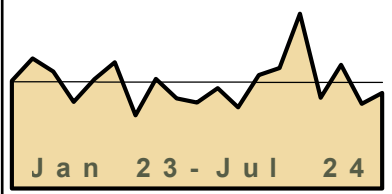
Case Categories		Jan	Feb	Mar	Apr	May	Jun	Jul	Aug	Sep	Oct	Nov	Dec	Thru Jul	% Change	Total
Contested Divorce	2024	-	2	1	6	5	2	1	-	-	-	-	-	17	-11%	17
	2023	1	3	3	2	8	-	2	1	4	3	6	4	19	▼	37
Domestic and Family - Level 1	2024	3	-	-	5	2	-	4	-	-	-	-	-	14	40%	14
	2023	1	-	3	-	4	-	2	-	1	1	6	-	10	▲	18
Domestic and Family - Level 2	2024	1	2	-	6	-	-	2	-	-	-	-	-	11	10%	11
	2023	1	3	2	1	-	-	3	-	1	2	-	3	10	▲	16
Felonies and Related Matters	2024	57	32	120	85	64	90	96	-	-	-	-	-	544	-8%	544
	2023	91	52	67	72	73	130	108	128	56	71	41	59	593	▼	948
General Civil - Level 1	2024	-	1	-	-	-	-	-	-	-	-	-	-	1	1	1
	2023	-	-	-	-	-	-	-	1	-	-	-	-	0	↔	1
General Civil - Level 2	2024	1	-	3	2	4	-	2	-	-	-	-	-	12	-20%	12
	2023	-	1	2	2	8	1	1	3	1	1	8	1	15	▼	29
General Civil - Level 3	2024	9	7	3	4	8	2	5	-	-	-	-	-	38	46%	38
	2023	1	6	1	2	9	5	2	13	-	3	3	4	26	▲	49
Miscellaneous Civil	2024	57	87	105	161	115	87	74	-	-	-	-	-	686	25%	686
	2023	77	75	87	114	79	62	53	43	67	37	59	56	547	▲	809
Misdemeanor	2024	32	25	44	14	25	22	14	-	-	-	-	-	176	17%	176
	2023	31	31	17	15	12	25	20	29	4	19	17	35	151	▲	255
Other	2024	1	-	-	10	-	-	1	-	-	-	-	-	12	1,100%	12
	2023	-	-	-	-	1	-	-	-	-	-	-	-	1	▲	1
Other Criminally Related Matters	2024	3	5	5	-	3	-	4	-	-	-	-	-	20	33%	20
	2023	-	2	1	1	9	1	1	2	1	3	2	2	15	▲	25
Probates/Wills & Trusts - Level 1	2024	-	-	-	1	1	-	-	-	-	-	-	-	2	2	2
	2023	-	-	-	-	-	-	-	-	-	-	1	-	0	↔	1
Probates/Wills & Trusts - Level 2	2024	-	-	-	3	-	3	3	-	-	-	-	-	9	0%	9
	2023	-	2	-	-	2	3	2	1	2	2	1	-	9	↔	15
Uncontested Divorce	2024	4	3	8	5	4	6	7	-	-	-	-	-	37	-3%	37
	2023	6	5	5	5	10	-	7	6	5	4	19	6	38	▼	78

Dashboard

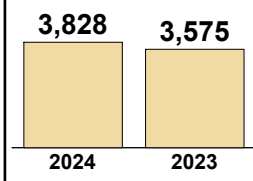
Court: Tazewell Circuit
Start/End Date: Jan-23 / Jul-24
2023 Average Month: 483
Jan-Jul 2023: 3,575
Dispositions Trending: ▲

Circuit/Court ID: 29 229185
Type of Case: Dispositions
2024 Average Month: 547
Jan-Jul 2024 : 3,828
Overall AVG. Month: 507

Monthly Dispositions Summary



Jan --- Jul Dispositions



Dispositions by Division

Divisions		Jan	Feb	Mar	Apr	May	Jun	Jul	Aug	Sep	Oct	Nov	Dec	Thru Jul	% Change	Total
Total	2024	541	574	833	433	589	403	455	-	-	-	-	-	3,828	7%	3,828
	2023	513	620	557	413	521	602	349	522	429	410	478	387	3,575	▲	5,801
Civil	2024	43	80	17	50	35	22	19	-	-	-	-	-	266	-1%	266
	2023	62	46	39	28	25	37	33	33	25	32	24	26	270	▼	410
Criminal	2024	411	296	608	260	322	274	293	-	-	-	-	-	2,464	13%	2,464
	2023	232	399	278	281	341	436	208	360	344	284	320	234	2,175	▲	3,717
Concealed Handgun Permits	2024	69	145	185	97	190	76	100	-	-	-	-	-	862	-6%	862
	2023	127	150	222	76	142	110	89	109	42	78	108	114	916	▼	1,367
Miscellaneous/ Other	2024	18	53	23	26	41	31	42	-	-	-	-	-	234	10%	234
	2023	92	25	18	27	13	19	19	20	17	16	26	13	213	▲	305
Others	2024	-	-	-	-	1	-	1	-	-	-	-	-	2	100%	2
	2023	-	-	-	1	-	-	-	-	1	-	-	-	1	▲	2

Dispositions by Case Category

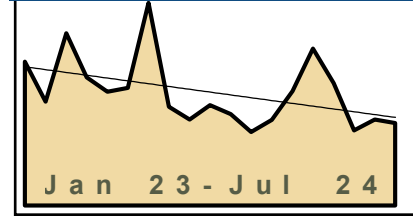
Case Categories		Jan	Feb	Mar	Apr	May	Jun	Jul	Aug	Sep	Oct	Nov	Dec	Thru Jul	% Change	Total
Capital Murder	2024	-	-	-	-	-	-	-	-	-	-	-	-	0	-100%	0
	2023	-	1	-	-	-	-	-	-	-	2	1	-	1	▼	4
Contested Divorce	2024	4	8	2	7	1	3	2	-	-	-	-	-	27	-27%	27
	2023	10	2	3	8	3	6	5	7	2	7	3	6	37	▼	62
Domestic and Family - Level 1	2024	4	6	-	7	13	-	-	-	-	-	-	-	30	-46%	30
	2023	5	20	13	-	2	1	15	2	-	6	1	-	56	▼	65
Domestic and Family - Level 2	2024	4	1	5	1	1	3	2	-	-	-	-	-	17	-29%	17
	2023	6	1	4	3	1	8	1	4	3	-	3	2	24	▼	36
Felonies and Related Matters	2024	259	211	514	182	236	219	215	-	-	-	-	-	1,836	9%	1,836
	2023	159	313	226	220	263	369	128	268	264	189	249	145	1,678	▲	2,793
General Civil - Level 1	2024	-	1	-	2	-	-	-	-	-	-	-	-	3	-25%	3
	2023	1	2	-	-	1	-	-	-	1	2	-	-	4	▼	7
General Civil - Level 2	2024	4	15	3	11	3	2	2	-	-	-	-	-	40	14%	40
	2023	14	6	4	5	1	4	1	6	3	2	5	5	35	▲	56
General Civil - Level 3	2024	5	13	-	4	4	4	4	-	-	-	-	-	34	70%	34
	2023	11	2	-	2	1	2	2	-	3	2	4	1	20	▲	30
Miscellaneous Civil	2024	76	181	193	102	218	89	119	-	-	-	-	-	978	-8%	978
	2023	205	168	235	89	150	125	95	118	56	88	125	121	1,067	▼	1,575
Misdemeanor	2024	146	81	93	75	84	54	72	-	-	-	-	-	605	26%	605
	2023	72	81	49	61	75	64	78	89	77	91	69	82	480	▲	888
Other	2024	9	24	15	18	14	17	24	-	-	-	-	-	121	92%	121
	2023	14	5	7	14	5	6	12	13	3	9	9	7	63	▲	104
Other Criminally Related Matters	2024	7	4	3	4	2	1	6	-	-	-	-	-	27	69%	27
	2023	1	4	3	-	3	3	2	3	3	2	1	7	16	▲	32
Probates/Wills & Trusts - Level 1	2024	1	-	-	1	-	-	-	-	-	-	-	-	2	2	2
	2023	-	-	-	-	-	-	-	1	-	-	-	-	0	↔	1
Probates/Wills & Trusts - Level 2	2024	6	9	-	4	3	1	1	-	-	-	-	-	24	50%	24
	2023	2	1	4	1	2	3	3	-	4	3	2	1	16	▲	26
Uncontested Divorce	2024	16	20	5	15	10	10	8	-	-	-	-	-	84	8%	84
	2023	13	14	9	10	14	11	7	11	10	7	6	10	78	▲	122

Dashboard

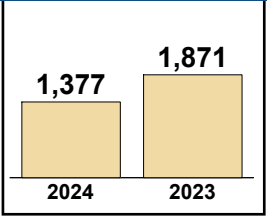
Court: Lee Circuit
Start/End Date: Jan-23 / Jul-24
2023 Average Month: 227
Jan-Jul 2023: 1,871
Dispositions Trending: ▼

Circuit/Court ID: 30 230105
Type of Case: Dispositions
2024 Average Month: 197
Jan-Jul 2024 : 1,377
Overall AVG. Month: 216

Monthly Dispositions Summary



Jan --- Jul Dispositions



Dispositions by Division

Divisions		Jan	Feb	Mar	Apr	May	Jun	Jul	Aug	Sep	Oct	Nov	Dec	Thru Jul	% Change	Total
Total	2024	163	218	299	233	143	164	157	-	-	-	-	-	1,377	-26%	1,377
	2023	274	198	328	244	217	224	386	188	164	191	174	140	1,871	▼	2,728
Civil	2024	9	16	24	18	21	17	15	-	-	-	-	-	120	-53%	120
	2023	25	18	17	15	57	20	105	30	17	17	26	8	257	▼	355
Criminal	2024	124	108	216	161	65	97	91	-	-	-	-	-	862	-21%	862
	2023	172	136	212	179	112	136	144	101	106	114	105	82	1,091	▼	1,599
Concealed Handgun Permits	2024	22	75	45	40	48	38	44	-	-	-	-	-	312	-14%	312
	2023	58	33	90	34	38	56	53	39	35	43	25	44	362	▼	548
Miscellaneous/ Other	2024	8	19	14	14	9	12	7	-	-	-	-	-	83	-48%	83
	2023	19	11	8	16	10	12	84	18	6	17	18	6	160	▼	225
Others	2024	-	-	-	-	-	-	-	-	-	-	-	-	0	-100%	0
	2023	-	-	1	-	-	-	-	-	-	-	-	-	1	▼	1

Dispositions by Case Category

Case Categories		Jan	Feb	Mar	Apr	May	Jun	Jul	Aug	Sep	Oct	Nov	Dec	Thru Jul	% Change	Total
Administrative Law	2024	-	-	-	-	-	-	-	-	-	-	-	-	0	-100%	0
	2023	-	-	-	-	-	-	2	-	-	-	-	-	2	▼	2
Contested Divorce	2024	-	-	1	2	1	3	2	-	-	-	-	-	9	-69%	9
	2023	4	-	1	6	2	2	14	4	4	4	2	3	29	▼	46
Domestic and Family - Level 1	2024	-	-	12	7	1	-	1	-	-	-	-	-	21	11%	21
	2023	4	2	4	1	-	5	3	1	3	1	7	-	19	▲	31
Domestic and Family - Level 2	2024	3	2	1	2	-	1	1	-	-	-	-	-	10	-50%	10
	2023	1	1	1	2	1	3	11	1	-	1	3	1	20	▼	26
Felonies and Related Matters	2024	102	93	172	135	44	78	67	-	-	-	-	-	691	-18%	691
	2023	156	101	171	146	80	92	98	76	87	87	88	68	844	▼	1,250
General Civil - Level 1	2024	-	-	-	-	-	-	-	-	-	-	-	-	0	-100%	0
	2023	-	-	-	-	-	-	7	-	-	-	-	1	7	▼	8
General Civil - Level 2	2024	-	2	3	1	2	-	-	-	-	-	-	-	8	-82%	8
	2023	-	3	2	4	2	1	33	5	1	3	2	1	45	▼	57
General Civil - Level 3	2024	1	-	1	2	2	-	-	-	-	-	-	-	6	-80%	6
	2023	2	4	1	1	-	1	21	1	3	2	5	3	30	▼	44
Miscellaneous Civil	2024	27	94	53	50	68	52	55	-	-	-	-	-	399	-21%	399
	2023	75	41	98	46	84	61	100	58	41	54	33	46	505	▼	737
Misdemeanor	2024	21	13	36	22	21	19	22	-	-	-	-	-	154	-30%	154
	2023	15	30	36	32	30	40	37	25	17	21	15	13	220	▼	311
Other	2024	2	7	9	3	1	2	3	-	-	-	-	-	27	-46%	27
	2023	6	6	3	5	7	9	14	8	1	4	10	2	50	▼	75
Other Criminally Related Matters	2024	1	2	8	4	-	-	2	-	-	-	-	-	17	-39%	17
	2023	1	5	5	1	2	5	9	-	2	6	2	1	28	▼	39
Probates/Wills & Trusts - Level 1	2024	-	-	-	-	-	-	-	-	-	-	-	-	0	-100%	0
	2023	-	-	-	-	-	-	1	-	-	-	-	-	1	▼	1
Probates/Wills & Trusts - Level 2	2024	1	-	1	2	1	2	1	-	-	-	-	-	8	-27%	8
	2023	1	1	1	-	-	1	7	2	2	2	3	1	11	▼	21
Protective Orders	2024	-	-	-	-	-	-	-	-	-	-	-	-	0	-100%	0
	2023	-	-	-	-	2	-	-	-	-	-	-	-	2	▼	2
Uncontested Divorce	2024	5	5	2	3	2	7	3	-	-	-	-	-	27	-53%	27
	2023	9	4	5	-	7	4	29	7	3	6	3	1	58	▼	78

CPSS-CCMS-10.11 CASELOAD STATISTICS OF THE CIRCUIT COURTS

Scott

January 2023 -- July 2024 Dispositions

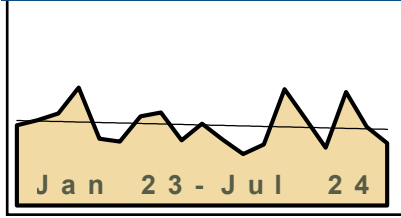
Alexandria and Fairfax Circuit are not Included in State Totals

Dashboard

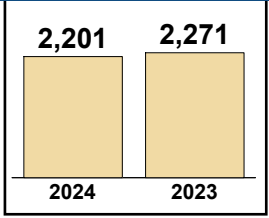
Court: Scott Circuit
Start/End Date: Jan-23 / Jul-24
2023 Average Month: 303
Jan-Jul 2023: 2,271
Dispositions Trending: ▼

Circuit/Court ID: 30 230169
Type of Case: Dispositions
2024 Average Month: 314
Jan-Jul 2024 : 2,201
Overall AVG. Month: 307

Monthly Dispositions Summary



Jan --- Jul Dispositions



Dispositions by Division

Divisions		Jan	Feb	Mar	Apr	May	Jun	Jul	Aug	Sep	Oct	Nov	Dec	Thru Jul	% Change	Total
Total	2024	233	443	334	221	432	300	238	-	-	-	-	-	2,201	-3%	2,201
	2023	306	325	351	450	255	244	340	355	248	312	251	196	2,271	▼	3,633
Civil	2024	17	22	11	19	12	7	18	-	-	-	-	-	106	-20%	106
	2023	19	24	18	20	16	19	16	46	17	10	14	5	132	▼	224
Criminal	2024	155	342	208	123	359	233	139	-	-	-	-	-	1,559	-1%	1,559
	2023	201	197	241	338	170	186	243	231	173	221	192	133	1,576	▼	2,526
Concealed Handgun Permits	2024	50	75	101	72	51	56	67	-	-	-	-	-	472	-2%	472
	2023	74	97	74	77	57	33	71	52	47	69	36	48	483	▼	735
Miscellaneous/ Other	2024	11	4	14	7	10	4	14	-	-	-	-	-	64	-19%	64
	2023	12	7	18	15	11	6	10	24	11	12	9	10	79	▼	145
Others	2024	-	-	-	-	-	-	-	-	-	-	-	-	0	-100%	0
	2023	-	-	-	-	1	-	-	2	-	-	-	-	1	▼	3

Dispositions by Case Category

Case Categories		Jan	Feb	Mar	Apr	May	Jun	Jul	Aug	Sep	Oct	Nov	Dec	Thru Jul	% Change	Total
Capital Murder	2024	-	-	-	-	-	-	-	-	-	-	-	-	0	-100%	0
	2023	-	-	-	-	-	-	2	-	-	-	-	1	2	▼	3
Contested Divorce	2024	1	5	2	2	1	1	1	-	-	-	-	-	13	-35%	13
	2023	4	4	2	2	2	3	3	4	-	1	1	1	20	▼	27
Domestic and Family - Level 1	2024	-	3	1	7	1	-	-	-	-	-	-	-	12	20%	12
	2023	-	7	-	-	-	2	1	15	-	-	1	1	10	▲	27
Domestic and Family - Level 2	2024	2	2	1	-	2	2	1	-	-	-	-	-	10	-38%	10
	2023	3	-	-	2	4	2	5	3	2	1	2	-	16	▼	24
Felonies and Related Matters	2024	127	256	185	101	179	175	94	-	-	-	-	-	1,117	-4%	1,117
	2023	141	132	167	282	132	135	175	168	116	162	157	98	1,164	▼	1,865
General Civil - Level 1	2024	-	-	-	1	1	-	1	-	-	-	-	-	3	200%	3
	2023	1	-	-	-	-	-	-	1	-	-	-	-	1	▲	2
General Civil - Level 2	2024	2	2	4	1	1	3	6	-	-	-	-	-	19	-14%	19
	2023	2	4	7	6	1	1	1	10	8	4	5	2	22	▼	51
General Civil - Level 3	2024	1	2	3	1	2	1	3	-	-	-	-	-	13	-62%	13
	2023	2	9	8	3	4	5	3	8	6	1	2	2	34	▼	53
Miscellaneous Civil	2024	60	77	113	78	59	59	78	-	-	-	-	-	524	-3%	524
	2023	83	101	85	86	67	38	81	61	54	79	43	53	541	▼	831
Misdemeanor	2024	25	86	21	19	180	53	42	-	-	-	-	-	426	12%	426
	2023	55	61	69	54	33	46	64	60	51	55	34	33	382	▲	615
Other	2024	-	-	-	-	-	-	-	-	-	-	-	-	0	-100%	0
	2023	-	-	-	-	1	-	-	7	-	-	-	-	1	▼	8
Other Criminally Related Matters	2024	3	2	2	3	-	5	3	-	-	-	-	-	18	-42%	18
	2023	6	4	5	2	5	6	3	3	6	4	1	2	31	▼	47
Probates/Wills & Trusts - Level 2	2024	2	2	-	-	2	-	2	-	-	-	-	-	8	60%	8
	2023	3	-	1	-	-	-	1	3	1	1	2	1	5	▲	13
Protective Orders	2024	1	-	-	-	-	-	-	-	-	-	-	-	1	1	1
	2023	-	-	-	-	-	-	-	-	-	-	-	-	0	↔	0
Uncontested Divorce	2024	9	6	2	8	4	1	7	-	-	-	-	-	37	-12%	37
	2023	6	3	7	13	6	6	1	12	4	4	3	2	42	▼	67

This report reflects data in the case management system. Numbers will update accordingly as reports are refreshed and posted.

Dashboard				Monthly Dispositions Summary				Jan --- Jul Dispositions			
Court: Wise Circuit		Circuit/Court ID: 30 230195		<p>Jan 23 - Jul 24</p>				<div style="display: flex; justify-content: space-around;"> <div style="text-align: center;"> <p>2,423</p> <p>2024</p> </div> <div style="text-align: center;"> <p>2,337</p> <p>2023</p> </div> </div>			
Start/End Date: Jan-23 / Jul-24		Type of Case: Dispositions									
2023 Average Month: 318		2024 Average Month: 346									
Jan-Jul 2023: 2,337		Jan-Jul 2024 : 2,423									
Dispositions Trending: ▲		Overall AVG. Month: 329									

Dispositions by Division																
Divisions		Jan	Feb	Mar	Apr	May	Jun	Jul	Aug	Sep	Oct	Nov	Dec	Thru Jul	% Change	Total
Total	2024	323	396	427	308	430	259	280	-	-	-	-	-	2,423	4%	2,423
	2023	428	319	398	339	285	338	230	389	315	333	241	204	2,337	▲	3,819
Civil	2024	22	23	32	29	60	42	36	-	-	-	-	-	244	3%	244
	2023	34	34	36	33	49	20	31	41	54	33	30	15	237	▲	410
Criminal	2024	199	266	267	150	246	139	133	-	-	-	-	-	1,400	13%	1,400
	2023	259	163	191	193	129	172	137	205	142	195	125	144	1,244	▲	2,055
Concealed Handgun Permits	2024	74	85	107	93	85	61	79	-	-	-	-	-	584	-17%	584
	2023	120	98	143	89	85	120	46	103	74	76	54	37	701	▼	1,045
Miscellaneous/ Other	2024	28	22	21	36	39	17	31	-	-	-	-	-	194	26%	194
	2023	14	24	28	24	22	26	16	40	45	29	32	8	154	▲	308
Others	2024	-	-	-	-	-	-	1	-	-	-	-	-	1	0%	1
	2023	1	-	-	-	-	-	-	-	-	-	-	-	1	↔	1

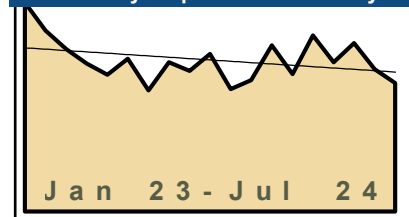
Dispositions by Case Category																
Case Categories		Jan	Feb	Mar	Apr	May	Jun	Jul	Aug	Sep	Oct	Nov	Dec	Thru Jul	% Change	Total
Administrative Law	2024	-	-	-	-	-	-	-	-	-	-	-	-	0	0%	0
	2023	-	-	-	-	-	-	-	-	-	-	2	-	-	0	↔
Capital Murder	2024	1	1	-	-	-	-	-	-	-	-	-	-	2	-33%	2
	2023	2	-	-	-	-	-	1	1	-	-	-	-	3	▼	4
Contested Divorce	2024	3	1	7	3	12	7	8	-	-	-	-	-	41	-2%	41
	2023	7	3	9	3	12	2	6	6	3	3	5	1	42	▼	60
Domestic and Family - Level 1	2024	7	1	2	5	7	15	7	-	-	-	-	-	44	-4%	44
	2023	2	12	3	11	4	10	4	10	6	4	2	1	46	▼	69
Domestic and Family - Level 2	2024	3	5	5	5	5	4	2	-	-	-	-	-	29	32%	29
	2023	1	2	3	4	7	2	3	8	5	4	3	3	22	▲	45
Felonies and Related Matters	2024	146	190	215	102	205	116	98	-	-	-	-	-	1,072	14%	1,072
	2023	209	108	154	144	91	133	105	134	105	145	90	109	944	▲	1,527
General Civil - Level 1	2024	1	-	-	-	1	-	2	-	-	-	-	-	4	-50%	4
	2023	-	1	5	-	1	1	-	1	3	2	-	1	8	▼	15
General Civil - Level 2	2024	5	2	7	12	14	4	12	-	-	-	-	-	56	70%	56
	2023	5	4	9	1	8	3	3	8	20	11	7	1	33	▲	80
General Civil - Level 3	2024	3	2	2	6	6	4	11	-	-	-	-	-	34	-17%	34
	2023	3	10	5	5	7	6	5	10	9	4	4	1	41	▼	69
Miscellaneous Civil	2024	90	105	123	114	107	73	91	-	-	-	-	-	703	-12%	703
	2023	131	114	156	107	100	137	58	124	100	94	76	44	803	▼	1,241
Misdemeanor	2024	53	69	50	45	36	22	31	-	-	-	-	-	306	14%	306
	2023	43	51	35	44	33	35	28	62	32	48	33	29	269	▲	473
Other	2024	2	1	-	4	4	2	2	-	-	-	-	-	15	200%	15
	2023	1	-	-	3	1	-	-	3	1	3	-	-	5	▲	12
Other Criminally Related Matters	2024	-	6	2	3	5	1	4	-	-	-	-	-	21	-32%	21
	2023	6	4	3	5	5	4	4	8	5	2	2	6	31	▼	54
Probates/Wills & Trusts - Level 1	2024	-	1	1	-	-	2	-	-	-	-	-	-	4	4%	4
	2023	-	-	-	-	-	-	-	-	1	-	-	-	0	↔	1
Probates/Wills & Trusts - Level 2	2024	3	-	3	-	4	-	1	-	-	-	-	-	11	-39%	11
	2023	6	2	3	3	3	1	-	2	6	1	3	-	18	▼	30
Uncontested Divorce	2024	6	12	10	9	24	9	11	-	-	-	-	-	81	13%	81
	2023	12	8	13	9	13	4	13	11	20	10	16	8	72	▲	137

Dashboard

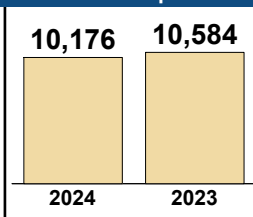
Court: Prince William Circuit
Start/End Date: Jan-23 / Jul-24
2023 Average Month: 1,439
Jan-Jul 2023: 10,584
Dispositions Trending: ▼

Circuit/Court ID: 31 231153
Type of Case: Dispositions
2024 Average Month: 1,454
Jan-Jul 2024 : 10,176
Overall AVG. Month: 1,444

Monthly Dispositions Summary



Jan --- Jul Dispositions



Dispositions by Division

Divisions		Jan	Feb	Mar	Apr	May	Jun	Jul	Aug	Sep	Oct	Nov	Dec	Thru Jul	% Change	Total
Total	2024	1,583	1,308	1,677	1,423	1,606	1,355	1,224	-	-	-	-	-	10,176	-4%	10,176
	2023	1,990	1,722	1,547	1,411	1,303	1,456	1,155	1,422	1,339	1,501	1,167	1,250	10,584	▼	17,263
Civil	2024	265	201	363	392	342	292	216	-	-	-	-	-	2,071	48%	2,071
	2023	197	171	242	165	223	198	206	197	232	241	136	259	1,402	▲	2,467
Criminal	2024	456	328	432	347	328	333	268	-	-	-	-	-	2,492	8%	2,492
	2023	247	360	348	338	272	388	344	331	388	319	267	301	2,297	▲	3,903
Concealed Handgun Permits	2024	552	500	564	388	560	427	409	-	-	-	-	-	3,400	-14%	3,400
	2023	634	655	637	620	491	588	329	587	400	611	533	416	3,954	▼	6,501
Miscellaneous/ Other	2024	308	273	314	295	371	300	328	-	-	-	-	-	2,189	-25%	2,189
	2023	911	532	317	281	310	281	274	300	318	323	228	270	2,906	▼	4,345
Others	2024	2	6	4	1	5	3	3	-	-	-	-	-	24	-4%	24
	2023	1	4	3	7	7	1	2	7	1	7	3	4	25	▼	47

Dispositions by Case Category

Case Categories		Jan	Feb	Mar	Apr	May	Jun	Jul	Aug	Sep	Oct	Nov	Dec	Thru Jul	% Change	Total
Administrative Law	2024	1	1	3	1	3	4	-	-	-	-	-	-	13	160%	13
	2023	1	1	1	-	-	1	1	1	1	1	1	2	5	▲	11
Capital Murder	2024	2	2	1	-	1	1	-	-	-	-	-	-	7	7	7
	2023	-	-	-	-	-	-	-	-	-	3	-	-	0	↔	3
Contested Divorce	2024	24	21	44	36	42	29	28	-	-	-	-	-	224	22%	224
	2023	26	29	26	25	21	32	24	26	31	22	16	42	183	▲	320
Domestic and Family - Level 1	2024	21	11	26	22	29	18	22	-	-	-	-	-	149	12%	149
	2023	20	20	26	9	19	10	29	15	9	24	15	9	133	▲	205
Domestic and Family - Level 2	2024	35	30	93	139	29	37	33	-	-	-	-	-	396	474%	396
	2023	12	11	15	5	4	13	9	5	36	43	8	63	69	▲	224
Felonies and Related Matters	2024	264	111	222	132	166	168	110	-	-	-	-	-	1,173	10%	1,173
	2023	119	192	137	149	119	211	139	143	148	166	119	129	1,066	▲	1,771
General Civil - Level 1	2024	5	3	1	4	5	3	3	-	-	-	-	-	24	60%	24
	2023	3	-	2	1	2	5	2	2	1	2	2	2	15	▲	24
General Civil - Level 2	2024	88	44	82	74	111	102	44	-	-	-	-	-	545	43%	545
	2023	55	43	51	41	105	45	41	72	52	46	34	50	381	▲	635
General Civil - Level 3	2024	19	20	17	33	50	23	15	-	-	-	-	-	177	40%	177
	2023	26	10	28	13	11	22	16	15	24	26	17	18	126	▲	226
Miscellaneous Civil	2024	737	661	762	566	785	629	628	-	-	-	-	-	4,768	-8%	4,768
	2023	813	808	843	782	688	756	505	772	610	812	676	597	5,195	▼	8,662
Misdemeanor	2024	116	77	102	81	72	69	71	-	-	-	-	-	588	-3%	588
	2023	70	95	100	119	66	90	66	87	106	79	61	70	606	▼	1,009
Other	2024	103	101	105	93	93	77	97	-	-	-	-	-	669	-58%	669
	2023	721	371	97	115	103	97	93	94	96	115	74	78	1,597	▼	2,054
Other Criminally Related Matters	2024	77	139	111	140	89	97	89	-	-	-	-	-	742	15%	742
	2023	61	73	114	70	92	90	146	107	141	76	87	104	646	▲	1,161
Probates/Wills & Trusts - Level 1	2024	1	-	5	1	1	1	2	-	-	-	-	-	11	120%	11
	2023	-	-	-	-	2	2	1	3	1	3	-	-	5	▲	12
Probates/Wills & Trusts - Level 2	2024	3	13	14	10	10	12	16	-	-	-	-	-	78	-6%	78
	2023	7	9	14	13	10	15	15	13	8	10	1	13	83	▼	128
Uncontested Divorce	2024	87	74	89	91	120	85	66	-	-	-	-	-	612	29%	612
	2023	56	60	93	69	61	67	68	67	75	73	56	73	474	▲	818