

# CPSS-CCMS-10.11 CASELOAD STATISTICS OF THE CIRCUIT COURTS

Virginia

January 2023 -- March 2024 Dispositions

Alexandria and Fairfax Circuit are not Included in State Totals

Dashboard		Monthly Dispositions Summary		Jan --- Mar Dispositions			
<b>Court:</b> Virginia Circuit	<b>Circuit/Court ID:</b> 0 200999			<b>114,648</b>	<b>121,693</b>		
<b>Start/End Date:</b> Jan-23 / Mar-24	<b>Type of Case:</b> Dispositions			2024		2023	
<b>2023 Average Month:</b> 36,508	<b>2024 Average Month:</b> 38,216						
<b>Jan-Mar 2023:</b> 121,693	<b>Jan-Mar 2024 :</b> 114,648						
<b>Dispositions Trending:</b> ▼	<b>Overall AVG. Month:</b> 36,849						

Dispositions by Division																
Divisions		Jan	Feb	Mar	Apr	May	Jun	Jul	Aug	Sep	Oct	Nov	Dec	Thru Mar	% Change	Total
<b>Total</b>	2024	37,229	38,019	39,400	-	-	-	-	-	-	-	-	-	114,648	-6%	114,648
	2023	40,148	37,366	44,179	36,180	36,786	38,054	32,760	38,159	32,861	35,783	32,471	33,347	121,693	▼	438,094
<b>Civil</b>	2024	5,023	5,464	5,733	-	-	-	-	-	-	-	-	-	16,220	3%	16,220
	2023	5,112	4,920	5,681	4,956	5,580	5,280	5,090	5,366	4,765	5,048	4,880	4,561	15,713	▲	61,239
<b>Criminal</b>	2024	14,050	14,977	15,693	-	-	-	-	-	-	-	-	-	44,720	3%	44,720
	2023	14,315	13,241	15,888	13,247	13,467	15,277	12,583	15,587	13,953	14,697	12,860	12,503	43,444	▲	167,618
<b>Concealed Handgun Permits</b>	2024	10,156	10,268	10,876	-	-	-	-	-	-	-	-	-	31,300	-19%	31,300
	2023	12,416	11,947	14,145	10,842	9,989	9,422	7,803	8,941	7,808	8,783	8,956	7,895	38,508	▼	118,947
<b>Miscellaneous/ Other</b>	2024	7,912	7,234	7,034	-	-	-	-	-	-	-	-	-	22,180	-7%	22,180
	2023	8,267	7,216	8,419	7,092	7,706	8,032	7,264	8,190	6,301	7,216	5,726	8,339	23,902	▼	89,768
<b>Others</b>	2024	88	76	64	-	-	-	-	-	-	-	-	-	228	81%	228
	2023	38	42	46	43	44	43	20	75	34	39	49	49	126	▲	522

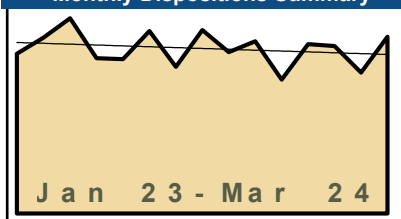
Dispositions by Case Category																
Case Categories		Jan	Feb	Mar	Apr	May	Jun	Jul	Aug	Sep	Oct	Nov	Dec	Thru Mar	% Change	Total
<b>Administrative Law</b>	2024	34	42	33	-	-	-	-	-	-	-	-	-	109	27%	109
	2023	27	34	25	34	25	36	32	27	27	44	28	20	86	▲	359
<b>Capital Murder</b>	2024	14	21	12	-	-	-	-	-	-	-	-	-	47	21%	47
	2023	20	6	13	6	8	11	14	8	10	12	9	6	39	▲	123
<b>Contested Divorce</b>	2024	559	565	577	-	-	-	-	-	-	-	-	-	1,701	-8%	1,701
	2023	594	589	673	659	736	629	633	653	556	563	572	610	1,856	▼	7,467
<b>Domestic and Family - Level 1</b>	2024	568	532	552	-	-	-	-	-	-	-	-	-	1,652	-23%	1,652
	2023	695	741	715	565	603	714	579	741	599	696	592	553	2,151	▼	7,793
<b>Domestic and Family - Level 2</b>	2024	323	378	574	-	-	-	-	-	-	-	-	-	1,275	40%	1,275
	2023	331	248	330	254	281	314	256	334	285	324	390	311	909	▲	3,658
<b>Felonies and Related Matters</b>	2024	9,448	10,043	10,755	-	-	-	-	-	-	-	-	-	30,246	3%	30,246
	2023	9,615	8,997	10,662	9,102	9,008	10,394	8,390	10,374	9,233	9,923	8,537	8,209	29,274	▲	112,444
<b>General Civil</b>	2024	5	5	10	-	-	-	-	-	-	-	-	-	20	-43%	20
	2023	27	8	-	-	8	4	3	15	12	4	7	4	35	▼	92
<b>General Civil - Level 1</b>	2024	65	446	534	-	-	-	-	-	-	-	-	-	1,045	356%	1,045
	2023	88	74	67	75	87	81	111	98	69	62	71	77	229	▲	960
<b>General Civil - Level 2</b>	2024	1,237	1,136	1,177	-	-	-	-	-	-	-	-	-	3,550	2%	3,550
	2023	1,158	1,055	1,259	1,029	1,217	1,110	976	1,097	1,050	1,107	1,068	969	3,472	▲	13,095
<b>General Civil - Level 3</b>	2024	905	948	882	-	-	-	-	-	-	-	-	-	2,735	-2%	2,735
	2023	915	858	1,023	869	997	892	999	972	789	952	861	692	2,796	▼	10,819
<b>Miscellaneous Civil</b>	2024	14,092	13,831	14,494	-	-	-	-	-	-	-	-	-	42,417	-16%	42,417
	2023	16,473	15,542	18,576	14,736	14,016	14,160	11,981	13,198	11,060	12,507	11,778	10,982	50,591	▼	165,009
<b>Misdemeanor</b>	2024	3,582	3,797	3,821	-	-	-	-	-	-	-	-	-	11,200	1%	11,200
	2023	3,679	3,319	4,061	3,130	3,330	3,602	3,080	4,003	3,588	3,651	3,280	3,272	11,059	▲	41,995
<b>Other</b>	2024	3,738	3,494	3,164	-	-	-	-	-	-	-	-	-	10,396	-4%	10,396
	2023	3,856	3,382	3,624	2,920	3,427	3,030	2,805	3,599	2,820	3,107	2,693	5,079	10,862	▼	40,342
<b>Other Criminally Related Matters</b>	2024	1,092	1,201	1,182	-	-	-	-	-	-	-	-	-	3,475	4%	3,475
	2023	1,088	995	1,243	1,094	1,190	1,361	1,173	1,312	1,197	1,203	1,109	1,064	3,326	▲	14,029
<b>Probates/Wills &amp; Trusts - Level 1</b>	2024	20	39	31	-	-	-	-	-	-	-	-	-	90	45%	90
	2023	17	27	18	13	27	23	27	32	35	24	17	24	62	▲	284
<b>Probates/Wills &amp; Trusts - Level 2</b>	2024	198	212	189	-	-	-	-	-	-	-	-	-	599	-10%	599
	2023	210	217	241	232	242	256	214	243	180	236	153	198	668	▼	2,622
<b>Protective Orders</b>	2024	23	23	22	-	-	-	-	-	-	-	-	-	68	62%	68
	2023	8	15	19	16	18	32	20	20	20	20	17	28	42	▲	233
<b>Uncontested Divorce</b>	2024	1,326	1,306	1,391	-	-	-	-	-	-	-	-	-	4,023	-5%	4,023
	2023	1,347	1,259	1,630	1,446	1,566	1,405	1,467	1,433	1,331	1,348	1,289	1,249	4,236	▼	16,770

Dashboard

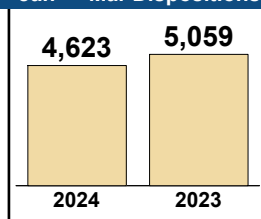
**Court:** Chesapeake Circuit  
**Start/End Date:** Jan-23 / Mar-24  
**2023 Average Month:** 1,581  
**Jan-Mar 2023:** 5,059  
**Dispositions Trending:** ▼

**Circuit/Court ID:** 1 201550  
**Type of Case:** Dispositions  
**2024 Average Month:** 1,541  
**Jan-Mar 2024 :** 4,623  
**Overall AVG. Month:** 1,573

Monthly Dispositions Summary



Jan --- Mar Dispositions



Dispositions by Division

Divisions		Jan	Feb	Mar	Apr	May	Jun	Jul	Aug	Sep	Oct	Nov	Dec	Thru Mar	% Change	Total
<b>Total</b>	2024	1,595	1,344	1,684	-	-	-	-	-	-	-	-	-	4,623	-9%	4,623
	2023	1,522	1,676	1,861	1,480	1,470	1,739	1,399	1,747	1,539	1,642	1,277	1,614	5,059	▼	18,966
<b>Civil</b>	2024	188	180	206	-	-	-	-	-	-	-	-	-	574	-19%	574
	2023	214	237	255	226	290	256	228	243	243	247	207	205	706	▼	2,851
<b>Criminal</b>	2024	483	635	722	-	-	-	-	-	-	-	-	-	1,840	3%	1,840
	2023	574	518	696	539	497	725	528	629	610	707	485	475	1,788	▲	6,983
<b>Concealed Handgun Permits</b>	2024	516	217	377	-	-	-	-	-	-	-	-	-	1,110	-22%	1,110
	2023	365	572	486	379	265	355	190	353	312	232	279	232	1,423	▼	4,020
<b>Miscellaneous/ Other</b>	2024	407	312	379	-	-	-	-	-	-	-	-	-	1,098	-4%	1,098
	2023	369	347	424	336	417	402	453	521	374	455	305	700	1,140	▼	5,103
<b>Others</b>	2024	1	-	-	-	-	-	-	-	-	-	-	-	1	-50%	1
	2023	-	2	-	-	1	1	-	1	-	1	1	2	2	▼	9

Dispositions by Case Category

Case Categories		Jan	Feb	Mar	Apr	May	Jun	Jul	Aug	Sep	Oct	Nov	Dec	Thru Mar	% Change	Total
<b>Administrative Law</b>	2024	1	1	-	-	-	-	-	-	-	-	-	-	2	-50%	2
	2023	1	2	1	-	3	2	1	1	2	4	-	1	4	▼	18
<b>Capital Murder</b>	2024	1	-	1	-	-	-	-	-	-	-	-	-	2	100%	2
	2023	1	-	-	-	-	-	1	-	-	-	1	-	1	▲	3
<b>Contested Divorce</b>	2024	25	43	50	-	-	-	-	-	-	-	-	-	118	7%	118
	2023	33	36	41	46	45	55	37	41	37	38	37	42	110	▲	488
<b>Domestic and Family - Level 1</b>	2024	26	25	17	-	-	-	-	-	-	-	-	-	68	-33%	68
	2023	31	43	28	41	40	34	33	39	63	26	29	31	102	▼	438
<b>Domestic and Family - Level 2</b>	2024	6	6	5	-	-	-	-	-	-	-	-	-	17	-41%	17
	2023	8	7	14	5	11	11	11	13	6	8	13	10	29	▼	117
<b>Felonies and Related Matters</b>	2024	319	475	576	-	-	-	-	-	-	-	-	-	1,370	14%	1,370
	2023	384	360	454	355	336	523	362	435	410	536	344	322	1,198	▲	4,821
<b>General Civil - Level 1</b>	2024	3	4	2	-	-	-	-	-	-	-	-	-	9	125%	9
	2023	-	2	2	1	7	1	2	1	3	4	2	-	4	▲	25
<b>General Civil - Level 2</b>	2024	47	21	28	-	-	-	-	-	-	-	-	-	96	-9%	96
	2023	34	24	47	36	52	30	47	35	43	74	44	31	105	▼	497
<b>General Civil - Level 3</b>	2024	21	5	7	-	-	-	-	-	-	-	-	-	33	-42%	33
	2023	12	19	26	11	28	17	24	15	10	44	18	10	57	▼	234
<b>Miscellaneous Civil</b>	2024	612	292	465	-	-	-	-	-	-	-	-	-	1,369	-26%	1,369
	2023	494	722	625	513	379	527	353	509	409	318	388	357	1,841	▼	5,594
<b>Misdemeanor</b>	2024	128	124	108	-	-	-	-	-	-	-	-	-	360	-24%	360
	2023	152	123	196	161	128	166	138	150	172	146	108	122	471	▼	1,762
<b>Other</b>	2024	292	233	291	-	-	-	-	-	-	-	-	-	816	20%	816
	2023	232	196	253	186	298	219	257	356	268	314	180	574	681	▲	3,333
<b>Other Criminally Related Matters</b>	2024	35	36	43	-	-	-	-	-	-	-	-	-	114	-12%	114
	2023	37	38	55	24	35	36	34	44	29	26	33	33	130	▼	424
<b>Probates/Wills &amp; Trusts - Level 1</b>	2024	1	3	1	-	-	-	-	-	-	-	-	-	5	-17%	5
	2023	-	4	2	2	-	-	1	3	3	1	2	2	6	▼	20
<b>Probates/Wills &amp; Trusts - Level 2</b>	2024	11	11	10	-	-	-	-	-	-	-	-	-	32	45%	32
	2023	6	8	8	8	12	7	9	6	9	11	6	5	22	▲	95
<b>Uncontested Divorce</b>	2024	67	65	80	-	-	-	-	-	-	-	-	-	212	-29%	212
	2023	97	92	109	91	96	111	89	99	75	92	72	74	298	▼	1,097

Dashboard		Monthly Dispositions Summary		Jan --- Mar Dispositions					
<p><b>Court:</b> Accomack Circuit  <b>Start/End Date:</b> Jan-23 / Mar-24  <b>2023 Average Month:</b> 127  <b>Jan-Mar 2023:</b> 387  <b>Dispositions Trending:</b> ▲</p>	<p><b>Circuit/Court ID:</b> 2 202001  <b>Type of Case:</b> Dispositions  <b>2024 Average Month:</b> 140  <b>Jan-Mar 2024 :</b> 421  <b>Overall AVG. Month:</b> 130</p>	<p style="text-align: center; font-weight: bold;">Jan 23 - Mar 24</p>		<table border="1" style="margin: auto;"> <tr> <td style="text-align: center; width: 50px;">421</td> <td style="text-align: center; width: 50px;">387</td> </tr> <tr> <td style="text-align: center;">2024</td> <td style="text-align: center;">2023</td> </tr> </table>		421	387	2024	2023
421	387								
2024	2023								

Dispositions by Division																
Divisions		Jan	Feb	Mar	Apr	May	Jun	Jul	Aug	Sep	Oct	Nov	Dec	Thru Mar	% Change	Total
<b>Total</b>	2024	110	158	153	-	-	-	-	-	-	-	-	-	421	9%	421
	2023	143	95	149	164	109	164	115	153	75	91	135	134	387	▲	1,527
<b>Civil</b>	2024	8	10	37	-	-	-	-	-	-	-	-	-	55	72%	55
	2023	7	15	10	21	14	5	7	14	5	12	16	12	32	▲	138
<b>Criminal</b>	2024	60	111	26	-	-	-	-	-	-	-	-	-	197	64%	197
	2023	31	44	45	57	24	102	59	80	42	44	43	53	120	▲	624
<b>Concealed Handgun Permits</b>	2024	28	26	54	-	-	-	-	-	-	-	-	-	108	-48%	108
	2023	97	32	80	78	59	45	30	45	20	26	67	59	209	▼	638
<b>Miscellaneous/ Other</b>	2024	14	11	36	-	-	-	-	-	-	-	-	-	61	135%	61
	2023	8	4	14	8	12	12	19	14	8	9	9	10	26	▲	127

Dispositions by Case Category																
Case Categories		Jan	Feb	Mar	Apr	May	Jun	Jul	Aug	Sep	Oct	Nov	Dec	Thru Mar	% Change	Total
<b>Administrative Law</b>	2024	-	1	-	-	-	-	-	-	-	-	-	-	1	1	1
	2023	-	-	-	-	-	-	1	-	-	-	-	-	0	↔	1
<b>Capital Murder</b>	2024	2	-	-	-	-	-	-	-	-	-	-	-	2	2	2
	2023	-	-	-	-	-	-	1	-	-	-	-	-	0	↔	1
<b>Contested Divorce</b>	2024	1	2	6	-	-	-	-	-	-	-	-	-	9	80%	9
	2023	-	3	2	3	3	2	-	3	1	2	4	2	5	▲	25
<b>Domestic and Family - Level 1</b>	2024	-	-	-	-	-	-	-	-	-	-	-	-	0	-100%	0
	2023	-	2	2	-	-	-	-	1	-	1	-	1	4	▼	7
<b>Domestic and Family - Level 2</b>	2024	-	-	-	-	-	-	-	-	-	-	-	-	0	0	0
	2023	-	-	-	-	1	1	-	-	2	-	2	-	0	↔	6
<b>Felonies and Related Matters</b>	2024	42	31	20	-	-	-	-	-	-	-	-	-	93	18%	93
	2023	22	26	31	34	22	69	36	60	26	22	35	32	79	▲	415
<b>General Civil - Level 1</b>	2024	-	-	1	-	-	-	-	-	-	-	-	-	1	1	1
	2023	-	-	-	-	-	-	-	-	-	1	-	-	0	↔	1
<b>General Civil - Level 2</b>	2024	4	1	11	-	-	-	-	-	-	-	-	-	16	220%	16
	2023	1	2	2	-	2	1	1	4	-	2	2	-	5	▲	17
<b>General Civil - Level 3</b>	2024	8	4	13	-	-	-	-	-	-	-	-	-	25	92%	25
	2023	5	3	5	11	6	2	6	7	4	2	5	5	13	▲	61
<b>Miscellaneous Civil</b>	2024	36	36	75	-	-	-	-	-	-	-	-	-	147	-36%	147
	2023	103	35	91	84	68	53	46	52	25	32	72	66	229	▼	727
<b>Misdemeanor</b>	2024	15	70	7	-	-	-	-	-	-	-	-	-	92	171%	92
	2023	8	12	14	22	3	28	13	14	14	17	9	15	34	▲	169
<b>Other</b>	2024	-	-	2	-	-	-	-	-	-	-	-	-	2	2	2
	2023	-	-	-	-	-	-	-	1	-	-	-	1	0	↔	2
<b>Other Criminally Related Matters</b>	2024	1	10	-	-	-	-	-	-	-	-	-	-	11	38%	11
	2023	2	6	-	1	-	6	9	6	2	5	-	6	8	▲	43
<b>Probates/Wills &amp; Trusts - Level 2</b>	2024	-	-	-	-	-	-	-	-	-	-	-	-	0	-100%	0
	2023	1	-	-	-	-	-	-	1	-	1	-	-	1	▼	3
<b>Protective Orders</b>	2024	-	-	-	-	-	-	-	-	-	-	-	-	0	0	0
	2023	-	-	-	1	-	-	-	-	-	-	-	-	0	↔	1
<b>Uncontested Divorce</b>	2024	1	3	18	-	-	-	-	-	-	-	-	-	22	144%	22
	2023	1	6	2	8	4	2	2	4	1	6	6	6	9	▲	48


This report reflects data in the case management system. Numbers will update accordingly as reports are refreshed and posted.

Dashboard

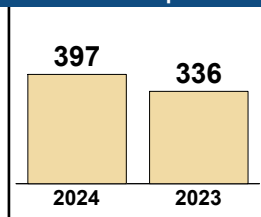
**Court:** Northampton Circuit  
**Start/End Date:** Jan-23 / Mar-24  
**2023 Average Month:** 115  
**Jan-Mar 2023:** 336  
**Dispositions Trending:** ▲

**Circuit/Court ID:** 2 202131  
**Type of Case:** Dispositions  
**2024 Average Month:** 132  
**Jan-Mar 2024 :** 397  
**Overall AVG. Month:** 119

Monthly Dispositions Summary



Jan --- Mar Dispositions



Dispositions by Division

Divisions		Jan	Feb	Mar	Apr	May	Jun	Jul	Aug	Sep	Oct	Nov	Dec	Thru Mar	% Change	Total
<b>Total</b>	2024	106	161	130	-	-	-	-	-	-	-	-	-	397	18%	397
	2023	151	81	104	67	168	84	137	79	137	128	170	77	336	▲	1,383
<b>Civil</b>	2024	5	23	15	-	-	-	-	-	-	-	-	-	43	187%	43
	2023	3	10	2	6	4	5	1	2	22	5	8	8	15	▲	76
<b>Criminal</b>	2024	75	98	74	-	-	-	-	-	-	-	-	-	247	-1%	247
	2023	116	49	84	40	142	66	122	49	92	101	132	51	249	▼	1,044
<b>Concealed Handgun Permits</b>	2024	14	21	24	-	-	-	-	-	-	-	-	-	59	2%	59
	2023	29	15	14	17	18	11	10	24	15	15	28	16	58	▲	212
<b>Miscellaneous/ Other</b>	2024	12	18	17	-	-	-	-	-	-	-	-	-	47	236%	47
	2023	3	7	4	4	4	2	4	4	8	7	2	2	14	▲	51
<b>Others</b>	2024	-	1	-	-	-	-	-	-	-	-	-	-	1	1	1
	2023	-	-	-	-	-	-	-	-	-	-	-	-	0	↔	0

Dispositions by Case Category

Case Categories		Jan	Feb	Mar	Apr	May	Jun	Jul	Aug	Sep	Oct	Nov	Dec	Thru Mar	% Change	Total
<b>Administrative Law</b>	2024	-	-	-	-	-	-	-	-	-	-	-	-	0	-100%	0
	2023	-	2	-	1	-	-	-	-	-	-	-	-	2	▼	3
<b>Capital Murder</b>	2024	-	-	-	-	-	-	-	-	-	-	-	-	0	0	0
	2023	-	-	-	-	1	-	-	-	-	-	1	-	0	↔	2
<b>Contested Divorce</b>	2024	-	-	-	-	-	-	-	-	-	-	-	-	0	-100%	0
	2023	-	2	-	1	1	1	-	-	1	-	-	2	2	▼	8
<b>Domestic and Family - Level 1</b>	2024	-	-	-	-	-	-	-	-	-	-	-	-	0	-100%	0
	2023	-	1	-	-	-	1	-	-	-	1	-	-	1	▼	3
<b>Domestic and Family - Level 2</b>	2024	-	3	1	-	-	-	-	-	-	-	-	-	4	300%	4
	2023	-	1	-	-	-	-	-	-	-	-	-	-	1	▲	1
<b>Felonies and Related Matters</b>	2024	29	55	23	-	-	-	-	-	-	-	-	-	107	35%	107
	2023	22	25	32	30	66	34	66	21	23	60	68	18	79	▲	465
<b>General Civil - Level 2</b>	2024	2	11	14	-	-	-	-	-	-	-	-	-	27	800%	27
	2023	-	2	1	2	-	3	-	1	19	3	7	2	3	▲	40
<b>General Civil - Level 3</b>	2024	2	11	2	-	-	-	-	-	-	-	-	-	15	15	15
	2023	-	-	-	1	1	-	1	1	2	2	1	2	0	↔	11
<b>Miscellaneous Civil</b>	2024	20	26	29	-	-	-	-	-	-	-	-	-	75	6%	75
	2023	32	21	18	19	21	13	13	28	20	21	30	18	71	▲	254
<b>Misdemeanor</b>	2024	33	41	38	-	-	-	-	-	-	-	-	-	112	-24%	112
	2023	82	22	44	10	56	28	44	27	48	36	53	28	148	▼	478
<b>Other</b>	2024	5	7	9	-	-	-	-	-	-	-	-	-	21	21	21
	2023	-	-	-	-	-	-	-	-	-	-	-	-	0	↔	0
<b>Other Criminally Related Matters</b>	2024	13	2	13	-	-	-	-	-	-	-	-	-	28	22%	28
	2023	13	2	8	1	20	4	12	1	21	5	10	5	23	▲	102
<b>Probates/Wills &amp; Trusts - Level 1</b>	2024	-	2	-	-	-	-	-	-	-	-	-	-	2	2	2
	2023	-	-	-	-	-	-	-	-	-	-	-	-	0	↔	0
<b>Probates/Wills &amp; Trusts - Level 2</b>	2024	-	2	-	-	-	-	-	-	-	-	-	-	2	2	2
	2023	-	-	-	-	-	-	-	-	-	-	-	1	0	↔	1
<b>Uncontested Divorce</b>	2024	2	1	1	-	-	-	-	-	-	-	-	-	4	-33%	4
	2023	2	3	1	2	2	-	1	-	3	-	-	1	6	▼	15

# CPSS-CCMS-10.11 CASELOAD STATISTICS OF THE CIRCUIT COURTS

Virginia Beach

January 2023 -- March 2024 Dispositions

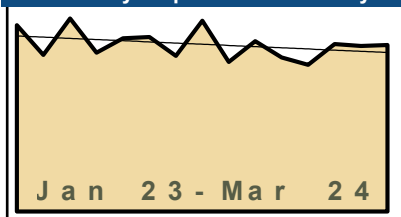
Alexandria and Fairfax Circuit are not Included in State Totals

## Dashboard

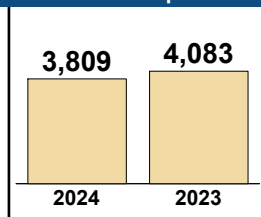
**Court:** Virginia Beach Circuit  
**Start/End Date:** Jan-23 / Mar-24  
**2023 Average Month:** 1,276  
**Jan-Mar 2023:** 4,083  
**Dispositions Trending:** ▼

**Circuit/Court ID:** 2 202810  
**Type of Case:** Dispositions  
**2024 Average Month:** 1,270  
**Jan-Mar 2024 :** 3,809  
**Overall AVG. Month:** 1,275

## Monthly Dispositions Summary



## Jan --- Mar Dispositions



## Dispositions by Division

Divisions		Jan	Feb	Mar	Apr	May	Jun	Jul	Aug	Sep	Oct	Nov	Dec	Thru Mar	% Change	Total
<b>Total</b>	2024	1,276	1,263	1,270	-	-	-	-	-	-	-	-	-	3,809	-7%	3,809
	2023	1,419	1,193	1,471	1,211	1,320	1,330	1,186	1,455	1,141	1,298	1,173	1,119	4,083	▼	15,316
<b>Civil</b>	2024	277	291	299	-	-	-	-	-	-	-	-	-	867	-14%	867
	2023	360	307	345	315	314	309	284	378	302	321	294	289	1,012	▼	3,818
<b>Criminal</b>	2024	651	628	632	-	-	-	-	-	-	-	-	-	1,911	3%	1,911
	2023	613	540	701	541	621	582	499	700	533	623	583	485	1,854	▲	7,021
<b>Concealed Handgun Permits</b>	2024	-	-	-	-	-	-	-	-	-	-	-	-	0	-100%	0
	2023	-	-	2	-	-	-	-	-	-	-	-	-	2	▼	2
<b>Miscellaneous/ Other</b>	2024	348	343	336	-	-	-	-	-	-	-	-	-	1,027	-15%	1,027
	2023	446	346	423	355	385	438	402	377	305	352	296	344	1,215	▼	4,469
<b>Others</b>	2024	-	1	3	-	-	-	-	-	-	-	-	-	4	4	4
	2023	-	-	-	-	-	1	1	-	1	2	-	1	0	↔	6

## Dispositions by Case Category

Case Categories		Jan	Feb	Mar	Apr	May	Jun	Jul	Aug	Sep	Oct	Nov	Dec	Thru Mar	% Change	Total
<b>Administrative Law</b>	2024	1	2	-	-	-	-	-	-	-	-	-	-	3	-25%	3
	2023	3	1	-	-	1	-	-	1	-	2	-	-	4	▼	8
<b>Capital Murder</b>	2024	-	2	1	-	-	-	-	-	-	-	-	-	3	200%	3
	2023	1	-	-	-	3	-	-	-	-	-	-	-	1	▲	4
<b>Contested Divorce</b>	2024	27	21	20	-	-	-	-	-	-	-	-	-	68	-14%	68
	2023	33	20	26	31	36	27	21	27	28	26	18	20	79	▼	313
<b>Domestic and Family - Level 1</b>	2024	29	35	33	-	-	-	-	-	-	-	-	-	97	-17%	97
	2023	39	41	37	34	35	26	24	47	45	31	34	32	117	▼	425
<b>Domestic and Family - Level 2</b>	2024	21	16	24	-	-	-	-	-	-	-	-	-	61	0%	61
	2023	25	15	21	16	11	15	17	17	13	22	17	17	61	↔	206
<b>Felonies and Related Matters</b>	2024	401	396	388	-	-	-	-	-	-	-	-	-	1,185	5%	1,185
	2023	392	338	400	337	379	343	307	395	285	379	348	284	1,130	▲	4,187
<b>General Civil - Level 1</b>	2024	1	6	3	-	-	-	-	-	-	-	-	-	10	25%	10
	2023	1	2	5	4	6	4	4	6	6	-	4	9	8	▲	51
<b>General Civil - Level 2</b>	2024	57	61	57	-	-	-	-	-	-	-	-	-	175	-30%	175
	2023	88	76	85	61	48	64	41	64	64	62	49	42	249	▼	744
<b>General Civil - Level 3</b>	2024	90	114	110	-	-	-	-	-	-	-	-	-	314	-3%	314
	2023	116	108	101	131	124	120	117	135	107	114	102	113	325	▼	1,388
<b>Miscellaneous Civil</b>	2024	145	153	152	-	-	-	-	-	-	-	-	-	450	-19%	450
	2023	212	153	191	159	194	212	238	186	143	122	139	129	556	▼	2,078
<b>Misdemeanor</b>	2024	203	205	212	-	-	-	-	-	-	-	-	-	620	0%	620
	2023	195	173	249	179	214	189	156	266	189	212	204	179	617	▲	2,405
<b>Other</b>	2024	185	154	173	-	-	-	-	-	-	-	-	-	512	-13%	512
	2023	207	163	217	151	169	206	158	168	135	214	158	196	587	▼	2,142
<b>Other Criminally Related Matters</b>	2024	53	33	36	-	-	-	-	-	-	-	-	-	122	3%	122
	2023	28	31	60	28	26	56	42	54	65	38	37	28	119	▲	493
<b>Probates/Wills &amp; Trusts - Level 1</b>	2024	1	1	-	-	-	-	-	-	-	-	-	-	2	2	2
	2023	-	-	-	1	-	1	-	2	-	-	1	1	0	↔	6
<b>Probates/Wills &amp; Trusts - Level 2</b>	2024	13	7	9	-	-	-	-	-	-	-	-	-	29	-9%	29
	2023	7	16	9	14	17	17	21	23	11	21	8	11	32	▼	175
<b>Protective Orders</b>	2024	-	3	-	-	-	-	-	-	-	-	-	-	3	3	3
	2023	-	-	-	-	1	-	-	2	-	2	-	3	0	↔	8
<b>Uncontested Divorce</b>	2024	49	54	52	-	-	-	-	-	-	-	-	-	155	-22%	155
	2023	72	56	70	65	56	50	40	62	50	53	54	55	198	▼	683

This report reflects data in the case management system. Numbers will update accordingly as reports are refreshed and posted.

Dashboard		Monthly Dispositions Summary		Jan --- Mar Dispositions	
<p><b>Court:</b> Portsmouth Circuit  <b>Start/End Date:</b> Jan-23 / Mar-24  <b>2023 Average Month:</b> 717  <b>Jan-Mar 2023:</b> 2,761  <b>Dispositions Trending:</b> ▼</p>	<p><b>Circuit/Court ID:</b> 3 203740  <b>Type of Case:</b> Dispositions  <b>2024 Average Month:</b> 648  <b>Jan-Mar 2024 :</b> 1,944  <b>Overall AVG. Month:</b> 703</p>	<p style="text-align: center; font-weight: bold;">Jan 23 - Mar 24</p>		<p style="text-align: center; font-weight: bold;">1,944      2,761</p> <p style="text-align: center;">2024      2023</p>	

Dispositions by Division																
Divisions		Jan	Feb	Mar	Apr	May	Jun	Jul	Aug	Sep	Oct	Nov	Dec	Thru Mar	% Change	Total
<b>Total</b>	2024	631	595	718	-	-	-	-	-	-	-	-	-	1,944	-30%	1,944
	2023	870	930	961	857	750	617	683	561	609	628	647	490	2,761	▼	8,603
<b>Civil</b>	2024	231	187	280	-	-	-	-	-	-	-	-	-	698	-20%	698
	2023	224	349	299	348	259	196	309	180	200	231	279	159	872	▼	3,033
<b>Criminal</b>	2024	169	145	119	-	-	-	-	-	-	-	-	-	433	-28%	433
	2023	203	173	224	153	202	120	105	133	127	161	141	126	600	▼	1,868
<b>Concealed Handgun Permits</b>	2024	77	144	144	-	-	-	-	-	-	-	-	-	365	-31%	365
	2023	197	171	163	117	98	90	79	64	123	72	107	83	531	▼	1,364
<b>Miscellaneous/ Other</b>	2024	154	119	175	-	-	-	-	-	-	-	-	-	448	-41%	448
	2023	246	237	274	239	191	210	190	180	159	164	120	122	757	▼	2,332
<b>Others</b>	2024	-	-	-	-	-	-	-	-	-	-	-	-	0	-100%	0
	2023	-	-	1	-	-	1	-	4	-	-	-	-	1	▼	6

Dispositions by Case Category																
Case Categories		Jan	Feb	Mar	Apr	May	Jun	Jul	Aug	Sep	Oct	Nov	Dec	Thru Mar	% Change	Total
<b>Administrative Law</b>	2024	1	-	2	-	-	-	-	-	-	-	-	-	3	0%	3
	2023	-	1	2	1	1	1	1	1	1	-	1	-	3	↔	10
<b>Capital Murder</b>	2024	4	-	-	-	-	-	-	-	-	-	-	-	4	4	4
	2023	-	-	-	1	-	-	-	-	-	-	-	2	0	↔	3
<b>Contested Divorce</b>	2024	10	9	5	-	-	-	-	-	-	-	-	-	24	-33%	24
	2023	6	14	16	22	8	5	8	2	12	18	13	8	36	▼	132
<b>Domestic and Family - Level 1</b>	2024	9	12	13	-	-	-	-	-	-	-	-	-	34	-71%	34
	2023	3	99	16	6	13	46	6	12	9	7	12	9	118	▼	238
<b>Domestic and Family - Level 2</b>	2024	1	1	4	-	-	-	-	-	-	-	-	-	6	-45%	6
	2023	1	9	1	3	1	-	4	2	2	2	5	5	11	▼	35
<b>Felonies and Related Matters</b>	2024	109	91	78	-	-	-	-	-	-	-	-	-	278	-27%	278
	2023	138	94	150	94	106	56	70	89	53	131	80	69	382	▼	1,130
<b>General Civil</b>	2024	5	1	9	-	-	-	-	-	-	-	-	-	15	-57%	15
	2023	27	8	-	-	7	4	3	15	12	4	6	4	35	▼	90
<b>General Civil - Level 1</b>	2024	2	1	2	-	-	-	-	-	-	-	-	-	5	0%	5
	2023	2	1	2	9	2	3	1	-	1	1	1	1	5	↔	24
<b>General Civil - Level 2</b>	2024	18	10	14	-	-	-	-	-	-	-	-	-	42	-5%	42
	2023	10	7	27	59	16	12	19	12	14	21	28	12	44	▼	237
<b>General Civil - Level 3</b>	2024	152	139	220	-	-	-	-	-	-	-	-	-	511	-7%	511
	2023	188	164	195	180	193	117	251	148	135	160	194	106	547	▼	2,031
<b>Miscellaneous Civil</b>	2024	150	197	241	-	-	-	-	-	-	-	-	-	588	-32%	588
	2023	310	260	299	275	192	211	196	137	204	140	162	157	869	▼	2,543
<b>Misdemeanor</b>	2024	44	43	29	-	-	-	-	-	-	-	-	-	116	-17%	116
	2023	45	54	41	31	59	31	23	21	62	24	35	38	140	▼	464
<b>Other</b>	2024	70	58	64	-	-	-	-	-	-	-	-	-	192	-51%	192
	2023	105	163	126	88	93	83	69	90	66	86	59	42	394	▼	1,070
<b>Other Criminally Related Matters</b>	2024	22	14	15	-	-	-	-	-	-	-	-	-	51	-44%	51
	2023	20	35	36	29	38	34	16	24	12	8	26	19	91	▼	297
<b>Probates/Wills &amp; Trusts - Level 1</b>	2024	1	-	1	-	-	-	-	-	-	-	-	-	2	2	2
	2023	-	-	-	1	2	1	1	-	-	-	-	-	0	↔	5
<b>Probates/Wills &amp; Trusts - Level 2</b>	2024	4	2	3	-	-	-	-	-	-	-	-	-	9	29%	9
	2023	-	1	6	10	4	3	1	3	-	6	1	4	7	▲	39
<b>Protective Orders</b>	2024	-	-	-	-	-	-	-	-	-	-	-	-	0	-100%	0
	2023	-	1	4	3	2	-	-	-	-	-	-	-	5	▼	10
<b>Uncontested Divorce</b>	2024	29	17	18	-	-	-	-	-	-	-	-	-	64	-14%	64
	2023	15	19	40	45	13	10	14	5	26	20	22	16	74	▼	245

# CPSS-CCMS-10.11 CASELOAD STATISTICS OF THE CIRCUIT COURTS

Norfolk

January 2023 -- March 2024 Dispositions


Alexandria and Fairfax Circuit are not Included in State Totals

## Dashboard

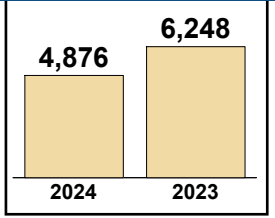
**Court:** Norfolk Circuit  
**Start/End Date:** Jan-23 / Mar-24  
**2023 Average Month:** 1,842  
**Jan-Mar 2023:** 6,248  
**Dispositions Trending:** ▼

**Circuit/Court ID:** 4 204710  
**Type of Case:** Dispositions  
**2024 Average Month:** 1,625  
**Jan-Mar 2024 :** 4,876  
**Overall AVG. Month:** 1,799

## Monthly Dispositions Summary



## Jan --- Mar Dispositions



## Dispositions by Division

Divisions		Jan	Feb	Mar	Apr	May	Jun	Jul	Aug	Sep	Oct	Nov	Dec	Thru Mar	% Change	Total
<b>Total</b>	2024	1,731	1,606	1,539	-	-	-	-	-	-	-	-	-	4,876	-22%	4,876
	2023	2,170	1,873	2,205	1,751	1,830	2,741	1,574	1,844	1,461	1,751	1,418	1,490	6,248	▼	22,108
<b>Civil</b>	2024	395	401	419	-	-	-	-	-	-	-	-	-	1,215	7%	1,215
	2023	347	350	443	447	403	470	364	395	404	393	371	405	1,140	▲	4,792
<b>Criminal</b>	2024	396	381	421	-	-	-	-	-	-	-	-	-	1,198	-1%	1,198
	2023	430	317	467	381	312	429	380	526	458	421	402	418	1,214	▼	4,941
<b>Concealed Handgun Permits</b>	2024	217	237	202	-	-	-	-	-	-	-	-	-	656	-20%	656
	2023	270	237	316	251	227	191	198	207	180	197	171	191	823	▼	2,636
<b>Miscellaneous/ Other</b>	2024	721	584	489	-	-	-	-	-	-	-	-	-	1,794	-41%	1,794
	2023	1,121	966	979	672	888	1,649	632	713	419	738	471	476	3,066	▼	9,724
<b>Others</b>	2024	2	3	8	-	-	-	-	-	-	-	-	-	13	160%	13
	2023	2	3	-	-	-	2	-	3	-	2	3	-	5	▲	15

## Dispositions by Case Category

Case Categories		Jan	Feb	Mar	Apr	May	Jun	Jul	Aug	Sep	Oct	Nov	Dec	Thru Mar	% Change	Total
<b>Administrative Law</b>	2024	5	4	2	-	-	-	-	-	-	-	-	-	11	-31%	11
	2023	6	3	7	3	1	3	4	6	2	8	5	3	16	▼	51
<b>Capital Murder</b>	2024	-	3	-	-	-	-	-	-	-	-	-	-	3	3	3
	2023	-	-	-	-	-	-	-	-	-	-	-	-	0	↔	0
<b>Contested Divorce</b>	2024	58	85	89	-	-	-	-	-	-	-	-	-	232	2%	232
	2023	70	70	88	108	88	91	67	84	74	72	78	96	228	▲	986
<b>Domestic and Family - Level 1</b>	2024	40	27	16	-	-	-	-	-	-	-	-	-	83	-19%	83
	2023	39	37	26	22	18	38	13	24	22	55	37	28	102	▼	359
<b>Domestic and Family - Level 2</b>	2024	28	20	21	-	-	-	-	-	-	-	-	-	69	-1%	69
	2023	27	18	25	19	24	21	17	24	15	23	18	23	70	▼	254
<b>Felonies and Related Matters</b>	2024	295	263	280	-	-	-	-	-	-	-	-	-	838	-3%	838
	2023	291	233	339	269	185	309	242	359	296	288	288	280	863	▼	3,379
<b>General Civil - Level 1</b>	2024	2	2	7	-	-	-	-	-	-	-	-	-	11	0%	11
	2023	3	3	5	3	2	7	3	4	1	1	5	6	11	↔	43
<b>General Civil - Level 2</b>	2024	60	46	44	-	-	-	-	-	-	-	-	-	150	23%	150
	2023	35	43	44	48	34	47	41	50	43	36	46	41	122	▲	508
<b>General Civil - Level 3</b>	2024	92	112	77	-	-	-	-	-	-	-	-	-	281	0%	281
	2023	94	72	116	80	95	106	78	110	83	104	69	56	282	▼	1,063
<b>Miscellaneous Civil</b>	2024	746	669	588	-	-	-	-	-	-	-	-	-	2,003	-39%	2,003
	2023	1,181	1,022	1,086	807	986	1,733	736	765	508	782	526	563	3,289	▼	10,695
<b>Misdemeanor</b>	2024	55	69	92	-	-	-	-	-	-	-	-	-	216	-13%	216
	2023	98	61	88	68	76	83	92	119	95	88	67	93	247	▼	1,028
<b>Other</b>	2024	96	43	39	-	-	-	-	-	-	-	-	-	178	-41%	178
	2023	103	105	94	56	43	41	37	35	22	45	57	49	302	▼	687
<b>Other Criminally Related Matters</b>	2024	48	52	54	-	-	-	-	-	-	-	-	-	154	21%	154
	2023	48	33	46	52	57	49	50	59	71	49	51	47	127	▲	612
<b>Probates/Wills &amp; Trusts - Level 1</b>	2024	-	4	3	-	-	-	-	-	-	-	-	-	7	40%	7
	2023	-	4	1	1	1	1	3	5	2	5	2	3	5	▲	28
<b>Probates/Wills &amp; Trusts - Level 2</b>	2024	27	23	26	-	-	-	-	-	-	-	-	-	76	7%	76
	2023	18	25	28	25	25	15	13	33	15	23	16	24	71	▲	260
<b>Protective Orders</b>	2024	8	5	6	-	-	-	-	-	-	-	-	-	19	111%	19
	2023	2	2	5	3	3	6	4	3	7	4	1	7	9	▲	47
<b>Uncontested Divorce</b>	2024	171	179	195	-	-	-	-	-	-	-	-	-	545	8%	545
	2023	155	142	207	187	192	191	174	164	205	168	152	171	504	▲	2,108

This report reflects data in the case management system. Numbers will update accordingly as reports are refreshed and posted.

# CPSS-CCMS-10.11 CASELOAD STATISTICS OF THE CIRCUIT COURTS

Isle of Wight

January 2023 -- March 2024 Dispositions


Alexandria and Fairfax Circuit are not Included in State Totals

## Dashboard

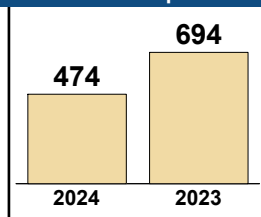
**Court:** Isle of Wight Circuit  
**Start/End Date:** Jan-23 / Mar-24  
**2023 Average Month:** 173  
**Jan-Mar 2023:** 694  
**Dispositions Trending:** ▼

**Circuit/Court ID:** 5 205093  
**Type of Case:** Dispositions  
**2024 Average Month:** 158  
**Jan-Mar 2024 :** 474  
**Overall AVG. Month:** 170

## Monthly Dispositions Summary



## Jan --- Mar Dispositions



## Dispositions by Division

Divisions		Jan	Feb	Mar	Apr	May	Jun	Jul	Aug	Sep	Oct	Nov	Dec	Thru Mar	% Change	Total
<b>Total</b>	2024	173	119	182	-	-	-	-	-	-	-	-	-	474	-32%	474
	2023	273	150	271	155	184	141	171	140	136	162	139	154	694	▼	2,076
<b>Civil</b>	2024	13	31	17	-	-	-	-	-	-	-	-	-	61	2%	61
	2023	26	11	23	23	24	26	20	17	17	21	32	26	60	▲	266
<b>Criminal</b>	2024	41	21	28	-	-	-	-	-	-	-	-	-	90	-41%	90
	2023	59	38	56	42	29	56	46	37	34	34	23	34	153	▼	488
<b>Concealed Handgun Permits</b>	2024	98	50	110	-	-	-	-	-	-	-	-	-	258	-34%	258
	2023	153	86	154	67	104	30	78	65	60	77	67	73	393	▼	1,014
<b>Miscellaneous/ Other</b>	2024	21	17	26	-	-	-	-	-	-	-	-	-	64	-26%	64
	2023	34	15	38	22	27	29	27	21	25	30	17	21	87	▼	306
<b>Others</b>	2024	-	-	1	-	-	-	-	-	-	-	-	-	1	0%	1
	2023	1	-	-	1	-	-	-	-	-	-	-	-	1	↔	2

## Dispositions by Case Category

Case Categories		Jan	Feb	Mar	Apr	May	Jun	Jul	Aug	Sep	Oct	Nov	Dec	Thru Mar	% Change	Total
<b>Administrative Law</b>	2024	-	1	-	-	-	-	-	-	-	-	-	-	1	1	1
	2023	-	-	-	-	-	-	-	-	-	-	-	1	0	↔	1
<b>Contested Divorce</b>	2024	1	3	1	-	-	-	-	-	-	-	-	-	5	-38%	5
	2023	2	4	2	2	2	2	5	4	2	8	6	1	8	▼	40
<b>Domestic and Family - Level 1</b>	2024	-	-	-	-	-	-	-	-	-	-	-	-	0	-100%	0
	2023	7	1	2	-	-	4	2	2	2	2	2	3	10	▼	27
<b>Domestic and Family - Level 2</b>	2024	-	2	1	-	-	-	-	-	-	-	-	-	3	-50%	3
	2023	3	-	3	2	1	-	2	-	1	-	1	3	6	▼	16
<b>Felonies and Related Matters</b>	2024	24	10	18	-	-	-	-	-	-	-	-	-	52	-52%	52
	2023	41	23	44	32	20	43	32	31	26	16	17	20	108	▼	345
<b>General Civil - Level 1</b>	2024	1	-	-	-	-	-	-	-	-	-	-	-	1	1	1
	2023	-	-	-	-	-	-	-	-	-	-	-	1	0	↔	1
<b>General Civil - Level 2</b>	2024	4	9	2	-	-	-	-	-	-	-	-	-	15	36%	15
	2023	3	3	5	3	3	7	3	4	4	4	4	5	11	▲	48
<b>General Civil - Level 3</b>	2024	1	3	3	-	-	-	-	-	-	-	-	-	7	75%	7
	2023	-	2	2	9	4	4	1	3	4	3	3	4	4	▲	39
<b>Miscellaneous Civil</b>	2024	117	65	133	-	-	-	-	-	-	-	-	-	315	-28%	315
	2023	171	94	173	79	119	51	95	78	76	102	77	82	438	▼	1,197
<b>Misdemeanor</b>	2024	11	6	6	-	-	-	-	-	-	-	-	-	23	-21%	23
	2023	14	6	9	4	5	7	9	1	5	9	4	5	29	▼	78
<b>Other</b>	2024	3	4	1	-	-	-	-	-	-	-	-	-	8	-82%	8
	2023	18	7	19	11	12	7	10	8	9	5	4	9	44	▼	119
<b>Other Criminally Related Matters</b>	2024	6	5	5	-	-	-	-	-	-	-	-	-	16	0%	16
	2023	4	9	3	8	4	7	5	5	3	9	2	9	16	↔	68
<b>Probates/Wills &amp; Trusts - Level 1</b>	2024	-	-	-	-	-	-	-	-	-	-	-	-	0	-100%	0
	2023	-	-	1	-	1	-	-	-	-	-	-	1	1	▼	3
<b>Probates/Wills &amp; Trusts - Level 2</b>	2024	3	2	2	-	-	-	-	-	-	-	-	-	7	600%	7
	2023	1	-	-	-	-	-	2	-	-	-	3	2	1	▲	8
<b>Uncontested Divorce</b>	2024	2	9	10	-	-	-	-	-	-	-	-	-	21	17%	21
	2023	9	1	8	5	13	9	5	4	4	4	13	11	18	▲	86

This report reflects data in the case management system. Numbers will update accordingly as reports are refreshed and posted.

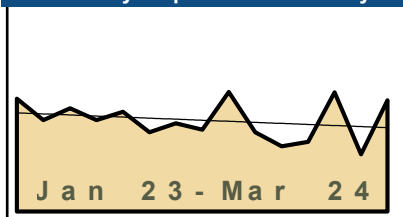


Dashboard

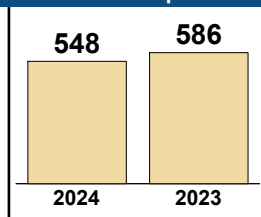
**Court:** Southampton Circuit  
**Start/End Date:** Jan-23 / Mar-24  
**2023 Average Month:** 172  
**Jan-Mar 2023:** 586  
**Dispositions Trending:** ▼

**Circuit/Court ID:** 5 205175  
**Type of Case:** Dispositions  
**2024 Average Month:** 183  
**Jan-Mar 2024 :** 548  
**Overall AVG. Month:** 174

Monthly Dispositions Summary



Jan --- Mar Dispositions



Dispositions by Division

Divisions		Jan	Feb	Mar	Apr	May	Jun	Jul	Aug	Sep	Oct	Nov	Dec	Thru Mar	% Change	Total
<b>Total</b>	2024	227	109	212	-	-	-	-	-	-	-	-	-	548	-6%	548
	2023	215	174	197	174	190	151	168	156	228	151	124	133	586	▼	2,061
<b>Civil</b>	2024	18	15	16	-	-	-	-	-	-	-	-	-	49	17%	49
	2023	13	15	14	19	14	10	21	21	12	16	19	18	42	▲	192
<b>Criminal</b>	2024	92	59	95	-	-	-	-	-	-	-	-	-	246	13%	246
	2023	84	69	64	88	113	60	94	80	128	57	55	64	217	▲	956
<b>Concealed Handgun Permits</b>	2024	81	7	82	-	-	-	-	-	-	-	-	-	170	-33%	170
	2023	87	73	95	45	36	43	32	21	48	46	30	33	255	▼	589
<b>Miscellaneous/ Other</b>	2024	35	28	19	-	-	-	-	-	-	-	-	-	82	15%	82
	2023	30	17	24	22	27	38	21	34	40	32	20	18	71	▲	323
<b>Others</b>	2024	1	-	-	-	-	-	-	-	-	-	-	-	1	0%	1
	2023	1	-	-	-	-	-	-	-	-	-	-	-	1	↔	1

Dispositions by Case Category

Case Categories		Jan	Feb	Mar	Apr	May	Jun	Jul	Aug	Sep	Oct	Nov	Dec	Thru Mar	% Change	Total
<b>Contested Divorce</b>	2024	2	-	3	-	-	-	-	-	-	-	-	-	5	25%	5
	2023	3	1	-	2	1	2	3	-	2	-	1	4	4	▲	19
<b>Domestic and Family - Level 1</b>	2024	4	-	1	-	-	-	-	-	-	-	-	-	5	5	5
	2023	-	-	-	-	-	1	3	1	-	-	1	-	0	↔	6
<b>Domestic and Family - Level 2</b>	2024	-	1	-	-	-	-	-	-	-	-	-	-	1	1	1
	2023	-	-	-	1	-	-	-	-	1	-	1	1	0	↔	4
<b>Felonies and Related Matters</b>	2024	56	37	56	-	-	-	-	-	-	-	-	-	149	6%	149
	2023	47	49	44	49	68	39	55	43	80	44	36	30	140	▲	584
<b>General Civil - Level 1</b>	2024	-	2	-	-	-	-	-	-	-	-	-	-	2	100%	2
	2023	-	1	-	-	-	-	1	-	2	-	-	1	1	▲	5
<b>General Civil - Level 2</b>	2024	-	6	-	-	-	-	-	-	-	-	-	-	6	-50%	6
	2023	3	7	2	6	2	2	3	5	4	3	3	5	12	▼	45
<b>General Civil - Level 3</b>	2024	4	3	3	-	-	-	-	-	-	-	-	-	10	25%	10
	2023	2	2	4	8	7	3	4	7	4	10	7	4	8	▲	62
<b>Miscellaneous Civil</b>	2024	92	19	96	-	-	-	-	-	-	-	-	-	207	-28%	207
	2023	101	79	106	58	43	63	41	34	67	63	41	40	286	▼	736
<b>Misdemeanor</b>	2024	31	7	15	-	-	-	-	-	-	-	-	-	53	15%	53
	2023	23	12	11	23	28	17	18	24	40	6	10	17	46	▲	229
<b>Other</b>	2024	26	16	7	-	-	-	-	-	-	-	-	-	49	11%	49
	2023	20	11	13	8	19	18	15	20	19	15	10	11	44	▲	179
<b>Other Criminally Related Matters</b>	2024	5	15	24	-	-	-	-	-	-	-	-	-	44	38%	44
	2023	14	8	10	16	17	4	21	14	8	7	10	17	32	▲	146
<b>Probates/Wills &amp; Trusts - Level 2</b>	2024	-	-	-	-	-	-	-	-	-	-	-	-	0	0	0
	2023	-	-	-	-	-	-	-	1	-	-	2	-	0	↔	3
<b>Protective Orders</b>	2024	-	-	-	-	-	-	-	-	-	-	-	-	0	-100%	0
	2023	-	1	1	1	-	2	-	-	-	-	-	-	2	▼	5
<b>Uncontested Divorce</b>	2024	7	3	7	-	-	-	-	-	-	-	-	-	17	55%	17
	2023	2	3	6	2	5	-	4	6	2	3	2	3	11	▲	38

Dashboard				Monthly Dispositions Summary				Jan --- Mar Dispositions			
<b>Court:</b> Suffolk Circuit		<b>Circuit/Court ID:</b> 5 205800									
<b>Start/End Date:</b> Jan-23 / Mar-24		<b>Type of Case:</b> Dispositions									
<b>2023 Average Month:</b> 541		<b>2024 Average Month:</b> 619									
<b>Jan-Mar 2023:</b> 1,708		<b>Jan-Mar 2024 :</b> 1,858									
<b>Dispositions Trending:</b> ▲				<b>Overall AVG. Month:</b> 557							

Dispositions by Division																
Divisions		Jan	Feb	Mar	Apr	May	Jun	Jul	Aug	Sep	Oct	Nov	Dec	Thru Mar	% Change	Total
<b>Total</b>	2024	567	680	611	-	-	-	-	-	-	-	-	-	1,858	9%	1,858
	2023	648	372	688	547	592	494	516	476	466	558	656	481	1,708	▲	6,494
<b>Civil</b>	2024	91	140	70	-	-	-	-	-	-	-	-	-	301	52%	301
	2023	66	69	63	67	67	56	72	53	60	89	116	128	198	▲	906
<b>Criminal</b>	2024	230	297	304	-	-	-	-	-	-	-	-	-	831	15%	831
	2023	214	172	336	260	295	216	241	228	255	244	281	178	722	▲	2,920
<b>Concealed Handgun Permits</b>	2024	186	156	167	-	-	-	-	-	-	-	-	-	509	-23%	509
	2023	330	90	243	183	187	175	172	152	117	187	214	138	663	▼	2,188
<b>Miscellaneous/ Other</b>	2024	60	86	69	-	-	-	-	-	-	-	-	-	215	72%	215
	2023	38	41	46	36	43	46	31	43	33	38	44	37	125	▲	476
<b>Others</b>	2024	-	1	1	-	-	-	-	-	-	-	-	-	2	2	2
	2023	-	-	-	1	-	1	-	-	-	1	-	1	-	0	↔

Dispositions by Case Category																
Case Categories		Jan	Feb	Mar	Apr	May	Jun	Jul	Aug	Sep	Oct	Nov	Dec	Thru Mar	% Change	Total
<b>Administrative Law</b>	2024	2	1	-	-	-	-	-	-	-	-	-	-	3	3	3
	2023	-	-	-	-	-	1	-	-	-	-	-	-	-	0	↔
<b>Capital Murder</b>	2024	-	1	1	-	-	-	-	-	-	-	-	-	2	0%	2
	2023	1	-	1	-	-	-	1	-	1	-	-	1	2	↔	5
<b>Contested Divorce</b>	2024	15	10	10	-	-	-	-	-	-	-	-	-	35	52%	35
	2023	13	6	4	4	7	6	7	6	9	18	13	14	23	▲	107
<b>Domestic and Family - Level 1</b>	2024	6	9	3	-	-	-	-	-	-	-	-	-	18	-31%	18
	2023	8	7	11	1	9	6	3	3	6	10	5	4	26	▼	73
<b>Domestic and Family - Level 2</b>	2024	9	11	7	-	-	-	-	-	-	-	-	-	27	17%	27
	2023	10	7	6	8	5	5	8	5	7	9	8	15	23	▲	93
<b>Felonies and Related Matters</b>	2024	145	225	212	-	-	-	-	-	-	-	-	-	582	40%	582
	2023	117	72	228	167	215	120	128	126	166	146	169	96	417	▲	1,750
<b>General Civil - Level 1</b>	2024	3	2	1	-	-	-	-	-	-	-	-	-	6	6	6
	2023	-	-	-	1	-	1	1	1	-	4	2	3	0	↔	13
<b>General Civil - Level 2</b>	2024	17	32	18	-	-	-	-	-	-	-	-	-	67	131%	67
	2023	10	8	11	19	9	9	10	15	10	11	33	26	29	▲	171
<b>General Civil - Level 3</b>	2024	9	35	4	-	-	-	-	-	-	-	-	-	48	33%	48
	2023	8	24	4	9	12	8	18	5	5	9	17	12	36	▲	131
<b>Miscellaneous Civil</b>	2024	242	220	233	-	-	-	-	-	-	-	-	-	695	-11%	695
	2023	367	127	288	214	229	220	204	199	149	225	244	177	782	▼	2,643
<b>Misdemeanor</b>	2024	65	58	76	-	-	-	-	-	-	-	-	-	199	-23%	199
	2023	82	74	101	79	60	75	96	88	77	67	95	66	257	▼	960
<b>Other</b>	2024	-	4	2	-	-	-	-	-	-	-	-	-	6	20%	6
	2023	1	1	3	1	1	2	-	-	1	1	4	3	5	▲	18
<b>Other Criminally Related Matters</b>	2024	20	13	15	-	-	-	-	-	-	-	-	-	48	-6%	48
	2023	14	26	11	16	20	21	24	15	11	32	18	15	51	▼	223
<b>Probates/Wills &amp; Trusts - Level 1</b>	2024	1	7	-	-	-	-	-	-	-	-	-	-	8	700%	8
	2023	-	1	-	-	-	1	-	-	-	-	-	1	1	▲	3
<b>Probates/Wills &amp; Trusts - Level 2</b>	2024	5	9	3	-	-	-	-	-	-	-	-	-	17	143%	17
	2023	3	-	4	3	4	4	2	3	3	6	5	6	7	▲	43
<b>Uncontested Divorce</b>	2024	28	43	26	-	-	-	-	-	-	-	-	-	97	98%	97
	2023	14	19	16	25	20	16	14	10	21	20	42	43	49	▲	260

This report reflects data in the case management system. Numbers will update accordingly as reports are refreshed and posted.

Dashboard		Monthly Dispositions Summary		Jan --- Mar Dispositions	
<p><b>Court:</b> Brunswick Circuit  <b>Start/End Date:</b> Jan-23 / Mar-24  <b>2023 Average Month:</b> 92  <b>Jan-Mar 2023:</b> 317  <b>Dispositions Trending:</b> ▲</p>	<p><b>Circuit/Court ID:</b> 6 206025  <b>Type of Case:</b> Dispositions  <b>2024 Average Month:</b> 149  <b>Jan-Mar 2024 :</b> 446  <b>Overall AVG. Month:</b> 103</p>	<p style="text-align: center; font-weight: bold;">Jan 23 - Mar 24</p>		<p style="text-align: center; font-weight: bold;">446 (2024) vs 317 (2023)</p>	

Dispositions by Division																
Divisions		Jan	Feb	Mar	Apr	May	Jun	Jul	Aug	Sep	Oct	Nov	Dec	Thru Mar	% Change	Total
<b>Total</b>	2024	172	139	135	-	-	-	-	-	-	-	-	-	446	41%	446
	2023	98	140	79	109	56	134	58	127	56	92	51	103	317	▲	1,103
<b>Civil</b>	2024	24	14	7	-	-	-	-	-	-	-	-	-	45	463%	45
	2023	1	5	2	3	3	7	3	3	1	6	3	3	8	▲	40
<b>Criminal</b>	2024	65	69	80	-	-	-	-	-	-	-	-	-	214	25%	214
	2023	37	92	42	55	33	80	37	57	27	48	12	56	171	▲	576
<b>Concealed Handgun Permits</b>	2024	30	42	39	-	-	-	-	-	-	-	-	-	111	5%	111
	2023	51	33	22	31	11	34	12	53	22	17	26	30	106	▲	342
<b>Miscellaneous/ Other</b>	2024	53	14	9	-	-	-	-	-	-	-	-	-	76	138%	76
	2023	9	10	13	20	9	13	6	14	6	19	10	14	32	▲	143
<b>Others</b>	2024	-	-	-	-	-	-	-	-	-	-	-	-	0	0	0
	2023	-	-	-	-	-	-	-	-	-	2	-	-	0	↔	2

Dispositions by Case Category																
Case Categories		Jan	Feb	Mar	Apr	May	Jun	Jul	Aug	Sep	Oct	Nov	Dec	Thru Mar	% Change	Total
<b>Administrative Law</b>	2024	2	-	-	-	-	-	-	-	-	-	-	-	2	2	2
	2023	-	-	-	-	-	-	-	-	-	-	-	-	-	0	↔
<b>Contested Divorce</b>	2024	4	1	-	-	-	-	-	-	-	-	-	-	5	150%	5
	2023	1	-	1	2	-	1	1	-	1	-	-	-	2	▲	7
<b>Domestic and Family - Level 1</b>	2024	-	2	3	-	-	-	-	-	-	-	-	-	5	400%	5
	2023	-	-	1	-	-	2	-	-	-	5	-	-	1	▲	8
<b>Domestic and Family - Level 2</b>	2024	-	-	-	-	-	-	-	-	-	-	-	-	0	0	0
	2023	-	-	-	-	-	-	-	-	-	-	1	-	0	↔	1
<b>Felonies and Related Matters</b>	2024	36	25	62	-	-	-	-	-	-	-	-	-	123	29%	123
	2023	28	36	31	23	20	39	31	15	21	23	10	12	95	▲	289
<b>General Civil - Level 1</b>	2024	2	-	-	-	-	-	-	-	-	-	-	-	2	2	2
	2023	-	-	-	-	-	-	1	-	-	-	-	-	0	↔	1
<b>General Civil - Level 2</b>	2024	11	2	3	-	-	-	-	-	-	-	-	-	16	700%	16
	2023	-	2	-	-	-	1	1	-	-	-	-	-	2	▲	6
<b>General Civil - Level 3</b>	2024	7	1	1	-	-	-	-	-	-	-	-	-	9	200%	9
	2023	1	2	-	-	2	1	-	-	-	1	1	3	3	▲	11
<b>Miscellaneous Civil</b>	2024	72	49	43	-	-	-	-	-	-	-	-	-	164	33%	164
	2023	58	39	26	37	13	45	15	63	23	31	28	39	123	▲	417
<b>Misdemeanor</b>	2024	27	30	17	-	-	-	-	-	-	-	-	-	74	21%	74
	2023	8	42	11	22	11	29	6	27	6	12	2	9	61	▲	185
<b>Other</b>	2024	1	8	4	-	-	-	-	-	-	-	-	-	13	-7%	13
	2023	1	4	9	14	7	1	3	4	5	6	8	2	14	▼	64
<b>Other Criminally Related Matters</b>	2024	2	19	1	-	-	-	-	-	-	-	-	-	22	47%	22
	2023	1	14	-	10	2	12	-	15	-	13	-	35	15	▲	102
<b>Probates/Wills &amp; Trusts - Level 2</b>	2024	2	-	-	-	-	-	-	-	-	-	-	-	2	2	2
	2023	-	-	-	-	-	-	-	-	-	-	-	-	0	↔	0
<b>Uncontested Divorce</b>	2024	6	2	1	-	-	-	-	-	-	-	-	-	9	800%	9
	2023	-	1	-	1	1	3	-	3	-	1	1	1	1	▲	12

This report reflects data in the case management system. Numbers will update accordingly as reports are refreshed and posted.

Dashboard		Monthly Dispositions Summary		Jan --- Mar Dispositions	
<p><b>Court:</b> Greenville Circuit  <b>Start/End Date:</b> Jan-23 / Mar-24  <b>2023 Average Month:</b> 90  <b>Jan-Mar 2023:</b> 319  <b>Dispositions Trending:</b> ▲</p>	<p><b>Circuit/Court ID:</b> 6 206081  <b>Type of Case:</b> Dispositions  <b>2024 Average Month:</b> 127  <b>Jan-Mar 2024 :</b> 380  <b>Overall AVG. Month:</b> 97</p>	<p style="text-align: center; font-weight: bold;">Jan 23 - Mar 24</p>		<p style="text-align: center; font-weight: bold;">380 (2024) vs 319 (2023)</p>	

Dispositions by Division																
Divisions		Jan	Feb	Mar	Apr	May	Jun	Jul	Aug	Sep	Oct	Nov	Dec	Thru Mar	% Change	Total
<b>Total</b>	2024	114	152	114	-	-	-	-	-	-	-	-	-	380	19%	380
	2023	63	123	133	105	88	55	95	69	98	93	68	85	319	▲	1,075
<b>Civil</b>	2024	9	5	6	-	-	-	-	-	-	-	-	-	20	43%	20
	2023	4	2	8	11	9	5	12	15	4	7	9	3	14	▲	89
<b>Criminal</b>	2024	77	123	69	-	-	-	-	-	-	-	-	-	269	36%	269
	2023	28	103	67	67	46	26	61	28	62	53	44	77	198	▲	662
<b>Concealed Handgun Permits</b>	2024	24	16	30	-	-	-	-	-	-	-	-	-	70	-26%	70
	2023	27	15	52	20	26	19	11	12	29	30	12	-	94	▼	253
<b>Miscellaneous/ Other</b>	2024	4	8	9	-	-	-	-	-	-	-	-	-	21	75%	21
	2023	4	2	6	7	7	4	11	14	3	3	3	5	12	▲	69
<b>Others</b>	2024	-	-	-	-	-	-	-	-	-	-	-	-	0	-100%	0
	2023	-	1	-	-	-	-	1	-	-	-	-	-	1	▼	2

Dispositions by Case Category																
Case Categories		Jan	Feb	Mar	Apr	May	Jun	Jul	Aug	Sep	Oct	Nov	Dec	Thru Mar	% Change	Total
<b>Administrative Law</b>	2024	-	-	-	-	-	-	-	-	-	-	-	-	0	0	0
	2023	-	-	-	1	-	-	-	-	-	-	-	-	-	0	↔
<b>Capital Murder</b>	2024	-	-	-	-	-	-	-	-	-	-	-	-	0	0	0
	2023	-	-	-	-	1	-	-	-	-	1	-	-	-	0	↔
<b>Contested Divorce</b>	2024	1	-	1	-	-	-	-	-	-	-	-	-	2	-50%	2
	2023	2	1	1	-	-	1	2	-	-	3	1	-	4	▼	11
<b>Domestic and Family - Level 1</b>	2024	2	-	1	-	-	-	-	-	-	-	-	-	3	3	3
	2023	-	-	-	-	2	2	-	1	-	-	-	-	0	↔	5
<b>Domestic and Family - Level 2</b>	2024	-	2	-	-	-	-	-	-	-	-	-	-	2	-33%	2
	2023	1	-	2	-	-	1	3	2	-	1	-	1	3	▼	11
<b>Felonies and Related Matters</b>	2024	42	63	44	-	-	-	-	-	-	-	-	-	149	9%	149
	2023	22	73	42	52	25	15	38	15	43	32	27	61	137	▲	445
<b>General Civil - Level 1</b>	2024	-	-	1	-	-	-	-	-	-	-	-	-	1	1	1
	2023	-	-	-	-	-	-	-	-	-	-	-	-	0	↔	0
<b>General Civil - Level 2</b>	2024	3	1	-	-	-	-	-	-	-	-	-	-	4	33%	4
	2023	1	1	1	5	4	-	2	2	2	2	4	2	3	▲	26
<b>General Civil - Level 3</b>	2024	2	2	2	1	3	-	5	-	1	-	-	-	6	100%	6
	2023	1	-	2	1	3	-	5	-	1	-	-	-	3	▲	13
<b>Miscellaneous Civil</b>	2024	27	23	39	-	-	-	-	-	-	-	-	-	89	-13%	89
	2023	29	17	56	28	32	23	18	35	32	33	16	4	102	▼	323
<b>Misdemeanor</b>	2024	31	48	22	-	-	-	-	-	-	-	-	-	101	140%	101
	2023	6	19	17	10	10	4	13	13	15	8	13	15	42	▲	143
<b>Other</b>	2024	-	-	-	-	-	-	-	-	-	-	-	-	0	-100%	0
	2023	-	1	-	-	-	1	-	-	-	-	1	-	1	▼	3
<b>Other Criminally Related Matters</b>	2024	6	12	3	-	-	-	-	-	-	-	-	-	21	11%	21
	2023	-	11	8	5	10	7	10	-	4	12	4	2	19	▲	73
<b>Probates/Wills &amp; Trusts - Level 2</b>	2024	-	-	-	-	-	-	-	-	-	-	-	-	0	0	0
	2023	-	-	-	3	-	-	-	-	-	-	-	-	0	↔	3
<b>Uncontested Divorce</b>	2024	-	1	1	-	-	-	-	-	-	-	-	-	2	-60%	2
	2023	1	-	4	-	1	1	4	1	1	1	2	-	5	▼	16


This report reflects data in the case management system. Numbers will update accordingly as reports are refreshed and posted.

Dashboard

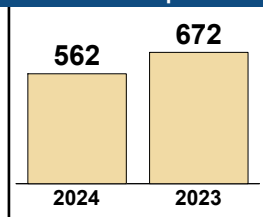
**Court:** Prince George Circuit  
**Start/End Date:** Jan-23 / Mar-24  
**2023 Average Month:** 177  
**Jan-Mar 2023:** 672  
**Dispositions Trending:** ▼

**Circuit/Court ID:** 6 206149  
**Type of Case:** Dispositions  
**2024 Average Month:** 187  
**Jan-Mar 2024 :** 562  
**Overall AVG. Month:** 179

Monthly Dispositions Summary



Jan --- Mar Dispositions



Dispositions by Division

Divisions		Jan	Feb	Mar	Apr	May	Jun	Jul	Aug	Sep	Oct	Nov	Dec	Thru Mar	% Change	Total
<b>Total</b>	2024	239	167	156	-	-	-	-	-	-	-	-	-	562	-16%	562
	2023	216	194	262	146	162	205	172	200	153	152	123	133	672	▼	2,118
<b>Civil</b>	2024	15	23	11	-	-	-	-	-	-	-	-	-	49	29%	49
	2023	16	7	15	18	38	11	15	24	10	17	13	14	38	▲	198
<b>Criminal</b>	2024	109	84	59	-	-	-	-	-	-	-	-	-	252	-14%	252
	2023	106	87	100	64	58	100	69	99	76	46	53	77	293	▼	935
<b>Concealed Handgun Permits</b>	2024	108	50	73	-	-	-	-	-	-	-	-	-	231	-26%	231
	2023	93	93	128	55	59	84	76	69	57	70	53	38	314	▼	875
<b>Miscellaneous/ Other</b>	2024	7	10	13	-	-	-	-	-	-	-	-	-	30	11%	30
	2023	1	7	19	9	7	10	12	8	10	19	4	4	27	▲	110

Dispositions by Case Category

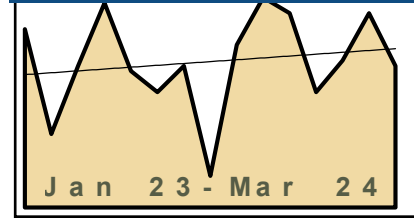
Case Categories		Jan	Feb	Mar	Apr	May	Jun	Jul	Aug	Sep	Oct	Nov	Dec	Thru Mar	% Change	Total
<b>Contested Divorce</b>	2024	3	2	-	-	-	-	-	-	-	-	-	-	5	25%	5
	2023	2	-	2	4	7	1	-	3	4	1	5	2	4	▲	31
<b>Domestic and Family - Level 1</b>	2024	2	6	1	-	-	-	-	-	-	-	-	-	9	200%	9
	2023	1	1	1	2	4	-	2	4	3	1	-	1	3	▲	20
<b>Domestic and Family - Level 2</b>	2024	-	-	-	-	-	-	-	-	-	-	-	-	0	-100%	0
	2023	2	-	1	-	1	1	-	1	-	1	-	2	3	▼	9
<b>Felonies and Related Matters</b>	2024	67	53	37	-	-	-	-	-	-	-	-	-	157	-9%	157
	2023	61	57	55	32	32	59	40	58	37	27	30	43	173	▼	531
<b>General Civil - Level 1</b>	2024	-	-	1	-	-	-	-	-	-	-	-	-	1	1	1
	2023	-	-	-	-	-	-	-	1	-	1	-	2	0	↔	4
<b>General Civil - Level 2</b>	2024	3	6	4	-	-	-	-	-	-	-	-	-	13	86%	13
	2023	3	3	1	-	6	2	1	6	1	5	2	2	7	▲	32
<b>General Civil - Level 3</b>	2024	3	3	3	-	-	-	-	-	-	-	-	-	9	125%	9
	2023	1	1	2	4	8	5	1	5	1	-	1	2	4	▲	31
<b>Miscellaneous Civil</b>	2024	115	58	86	-	-	-	-	-	-	-	-	-	259	-23%	259
	2023	94	100	143	64	65	93	88	77	67	89	56	42	337	▼	978
<b>Misdemeanor</b>	2024	38	26	18	-	-	-	-	-	-	-	-	-	82	-25%	82
	2023	41	25	43	26	25	40	26	36	34	15	22	30	109	▼	363
<b>Other</b>	2024	-	-	-	-	-	-	-	-	-	-	-	-	0	-100%	0
	2023	-	1	-	-	1	-	-	1	-	-	-	-	1	▼	3
<b>Other Criminally Related Matters</b>	2024	5	5	5	-	-	-	-	-	-	-	-	-	15	36%	15
	2023	4	5	2	6	1	1	4	5	5	4	1	4	11	▲	42
<b>Probates/Wills &amp; Trusts - Level 1</b>	2024	-	-	-	-	-	-	-	-	-	-	-	-	0	0	0
	2023	-	-	-	-	-	-	-	-	-	-	1	-	0	↔	1
<b>Probates/Wills &amp; Trusts - Level 2</b>	2024	-	-	-	-	-	-	-	-	-	-	-	-	0	-100%	0
	2023	1	1	1	-	4	-	1	1	-	1	-	-	3	▼	10
<b>Protective Orders</b>	2024	-	2	1	-	-	-	-	-	-	-	-	-	3	3	3
	2023	-	-	-	-	-	-	-	-	-	-	-	-	0	↔	0
<b>Uncontested Divorce</b>	2024	3	6	-	-	-	-	-	-	-	-	-	-	9	-47%	9
	2023	6	-	11	8	8	3	9	2	1	7	5	3	17	▼	63

Dashboard

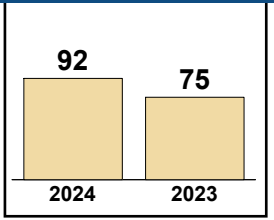
**Court:** Surry Circuit  
**Start/End Date:** Jan-23 / Mar-24  
**2023 Average Month:** 27  
**Jan-Mar 2023:** 75  
**Dispositions Trending:** ▲

**Circuit/Court ID:** 6 206181  
**Type of Case:** Dispositions  
**2024 Average Month:** 31  
**Jan-Mar 2024 :** 92  
**Overall AVG. Month:** 28

Monthly Dispositions Summary



Jan --- Mar Dispositions



Dispositions by Division

Divisions		Jan	Feb	Mar	Apr	May	Jun	Jul	Aug	Sep	Oct	Nov	Dec	Thru Mar	% Change	Total
<b>Total</b>	2024	28	37	27	-	-	-	-	-	-	-	-	-	92	23%	92
	2023	34	14	27	39	26	22	27	6	31	40	37	22	75	▲	325
<b>Civil</b>	2024	-	2	2	-	-	-	-	-	-	-	-	-	4	-20%	4
	2023	3	-	2	4	2	1	2	1	7	15	6	4	5	▼	47
<b>Criminal</b>	2024	15	8	3	-	-	-	-	-	-	-	-	-	26	333%	26
	2023	3	-	3	-	1	10	-	2	7	14	3	5	6	▲	48
<b>Concealed Handgun Permits</b>	2024	13	24	21	-	-	-	-	-	-	-	-	-	58	14%	58
	2023	21	14	16	33	22	8	19	2	16	2	19	6	51	▲	178
<b>Miscellaneous/ Other</b>	2024	-	3	1	-	-	-	-	-	-	-	-	-	4	-69%	4
	2023	7	-	6	2	1	3	6	1	1	9	9	7	13	▼	52

Dispositions by Case Category


Case Categories		Jan	Feb	Mar	Apr	May	Jun	Jul	Aug	Sep	Oct	Nov	Dec	Thru Mar	% Change	Total
<b>Administrative Law</b>	2024	-	-	-	-	-	-	-	-	-	-	-	-	0	0	0
	2023	-	-	-	-	-	-	-	-	-	-	2	-	0	↔	2
<b>Contested Divorce</b>	2024	-	-	-	-	-	-	-	-	-	-	-	-	0	0	0
	2023	-	-	-	1	-	-	1	1	-	5	2	-	0	↔	10
<b>Domestic and Family - Level 1</b>	2024	-	-	-	-	-	-	-	-	-	-	-	-	0	0	0
	2023	-	-	-	1	1	-	-	-	3	-	-	-	0	↔	5
<b>Domestic and Family - Level 2</b>	2024	-	-	-	-	-	-	-	-	-	-	-	-	0	0	0
	2023	-	-	-	-	-	-	-	-	-	1	-	-	0	↔	1
<b>Felonies and Related Matters</b>	2024	8	3	3	-	-	-	-	-	-	-	-	-	14	600%	14
	2023	-	-	2	-	1	8	-	1	4	6	2	3	2	▲	27
<b>General Civil - Level 2</b>	2024	-	-	1	-	-	-	-	-	-	-	-	-	1	-50%	1
	2023	1	-	1	-	-	-	-	-	-	1	6	-	2	▼	10
<b>General Civil - Level 3</b>	2024	-	1	1	-	-	-	-	-	-	-	-	-	2	100%	2
	2023	1	-	-	1	1	-	-	-	-	6	1	1	1	▲	11
<b>Miscellaneous Civil</b>	2024	13	27	21	-	-	-	-	-	-	-	-	-	61	-3%	61
	2023	27	14	22	35	23	10	25	3	17	7	27	13	63	▼	223
<b>Misdemeanor</b>	2024	7	4	-	-	-	-	-	-	-	-	-	-	11	175%	11
	2023	3	-	1	-	-	1	-	1	3	7	1	3	4	▲	20
<b>Other</b>	2024	-	-	-	-	-	-	-	-	-	-	-	-	0	0	0
	2023	-	-	-	-	-	1	-	-	-	-	-	-	0	↔	1
<b>Other Criminally Related Matters</b>	2024	-	1	-	-	-	-	-	-	-	-	-	-	1	1	1
	2023	-	-	-	-	-	1	-	-	-	1	-	-	0	↔	2
<b>Probates/Wills &amp; Trusts - Level 2</b>	2024	-	-	-	-	-	-	-	-	-	-	-	-	0	-100%	0
	2023	1	-	1	-	-	-	-	-	-	-	-	-	2	▼	2
<b>Protective Orders</b>	2024	-	-	-	-	-	-	-	-	-	-	-	-	0	0	0
	2023	-	-	-	-	-	1	-	-	-	-	1	-	0	↔	2
<b>Uncontested Divorce</b>	2024	-	1	1	-	-	-	-	-	-	-	-	-	2	100%	2
	2023	1	-	-	1	-	-	1	-	3	1	1	1	1	▲	9

Dashboard

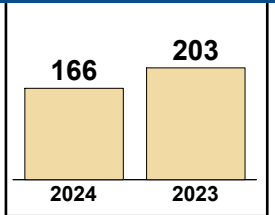
**Court:** Sussex Circuit  
**Start/End Date:** Jan-23 / Mar-24  
**2023 Average Month:** 55  
**Jan-Mar 2023:** 203  
**Dispositions Trending:** ▼

**Circuit/Court ID:** 6 206183  
**Type of Case:** Dispositions  
**2024 Average Month:** 55  
**Jan-Mar 2024 :** 166  
**Overall AVG. Month:** 55

Monthly Dispositions Summary



Jan --- Mar Dispositions



Dispositions by Division

Divisions		Jan	Feb	Mar	Apr	May	Jun	Jul	Aug	Sep	Oct	Nov	Dec	Thru Mar	% Change	Total
<b>Total</b>	2024	63	35	68	-	-	-	-	-	-	-	-	-	166	-18%	166
	2023	83	49	71	46	45	45	48	58	58	59	45	54	203	▼	661
<b>Civil</b>	2024	2	5	4	-	-	-	-	-	-	-	-	-	11	-21%	11
	2023	2	6	6	8	2	5	3	2	4	-	2	5	14	▼	45
<b>Criminal</b>	2024	38	15	38	-	-	-	-	-	-	-	-	-	91	-15%	91
	2023	53	16	38	18	16	19	41	27	36	42	17	26	107	▼	349
<b>Concealed Handgun Permits</b>	2024	19	12	20	-	-	-	-	-	-	-	-	-	51	-20%	51
	2023	24	17	23	17	20	17	4	21	15	14	23	20	64	▼	215
<b>Miscellaneous/ Other</b>	2024	4	3	6	-	-	-	-	-	-	-	-	-	13	-28%	13
	2023	4	10	4	3	7	4	-	8	3	3	3	3	18	▼	52

Dispositions by Case Category

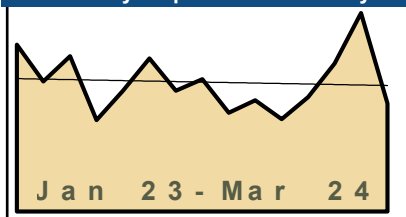
Case Categories		Jan	Feb	Mar	Apr	May	Jun	Jul	Aug	Sep	Oct	Nov	Dec	Thru Mar	% Change	Total
<b>Contested Divorce</b>	2024	-	1	1	-	-	-	-	-	-	-	-	-	2	100%	2
	2023	-	-	1	1	-	-	2	-	-	-	-	1	1	▲	5
<b>Domestic and Family - Level 1</b>	2024	-	-	-	-	-	-	-	-	-	-	-	-	0	-100%	0
	2023	1	-	-	1	-	-	-	-	-	-	-	3	1	▼	5
<b>Domestic and Family - Level 2</b>	2024	-	-	-	-	-	-	-	-	-	-	-	-	0	0	0
	2023	-	-	-	-	-	1	-	-	-	-	-	-	0	↔	1
<b>Felonies and Related Matters</b>	2024	27	11	33	-	-	-	-	-	-	-	-	-	71	4%	71
	2023	38	7	23	15	11	10	34	10	24	31	7	21	68	▲	231
<b>General Civil - Level 2</b>	2024	2	2	1	-	-	-	-	-	-	-	-	-	5	0%	5
	2023	-	4	1	3	1	3	1	3	2	-	1	-	5	↔	19
<b>General Civil - Level 3</b>	2024	-	1	2	-	-	-	-	-	-	-	-	-	3	-57%	3
	2023	-	2	5	4	2	1	-	1	2	-	2	-	7	▼	19
<b>Miscellaneous Civil</b>	2024	22	13	25	-	-	-	-	-	-	-	-	-	60	-23%	60
	2023	28	25	25	19	26	20	4	26	18	16	24	23	78	▼	254
<b>Misdemeanor</b>	2024	9	1	5	-	-	-	-	-	-	-	-	-	15	-52%	15
	2023	12	8	11	1	2	6	5	15	8	9	6	6	31	▼	89
<b>Other Criminally Related Matters</b>	2024	2	3	-	-	-	-	-	-	-	-	-	-	5	-38%	5
	2023	3	1	4	2	3	3	2	2	4	2	4	-	8	▼	30
<b>Probates/Wills &amp; Trusts - Level 2</b>	2024	-	2	-	-	-	-	-	-	-	-	-	-	2	2	2
	2023	-	-	-	-	-	-	-	-	-	-	-	-	0	↔	0
<b>Uncontested Divorce</b>	2024	1	1	1	-	-	-	-	-	-	-	-	-	3	-25%	3
	2023	1	2	1	-	-	1	-	1	-	1	1	-	4	▼	8

Dashboard

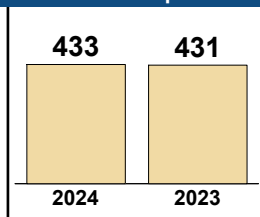
**Court:** Hopewell Circuit  
**Start/End Date:** Jan-23 / Mar-24  
**2023 Average Month:** 118  
**Jan-Mar 2023:** 431  
**Dispositions Trending:** ↔

**Circuit/Court ID:** 6 206670  
**Type of Case:** Dispositions  
**2024 Average Month:** 144  
**Jan-Mar 2024 :** 433  
**Overall AVG. Month:** 123

Monthly Dispositions Summary



Jan --- Mar Dispositions



Dispositions by Division

Divisions		Jan	Feb	Mar	Apr	May	Jun	Jul	Aug	Sep	Oct	Nov	Dec	Thru Mar	% Change	Total
<b>Total</b>	2024	141	189	103	-	-	-	-	-	-	-	-	-	433	0%	433
	2023	159	124	148	87	115	146	115	126	94	106	88	109	431	▲	1,417
<b>Civil</b>	2024	20	15	9	-	-	-	-	-	-	-	-	-	44	0%	44
	2023	26	9	9	12	11	5	13	17	16	25	10	14	44	↔	167
<b>Criminal</b>	2024	82	117	45	-	-	-	-	-	-	-	-	-	244	11%	244
	2023	100	62	58	43	48	108	74	69	48	64	42	71	220	▲	787
<b>Concealed Handgun Permits</b>	2024	34	44	42	-	-	-	-	-	-	-	-	-	120	-1%	120
	2023	23	47	51	18	53	22	19	24	22	13	29	17	121	▼	338
<b>Miscellaneous/ Other</b>	2024	5	12	7	-	-	-	-	-	-	-	-	-	24	-47%	24
	2023	9	6	30	14	3	11	9	16	8	4	7	7	45	▼	124
<b>Others</b>	2024	-	1	-	-	-	-	-	-	-	-	-	-	1	0%	1
	2023	1	-	-	-	-	-	-	-	-	-	-	-	1	↔	1

Dispositions by Case Category

Case Categories		Jan	Feb	Mar	Apr	May	Jun	Jul	Aug	Sep	Oct	Nov	Dec	Thru Mar	% Change	Total
<b>Contested Divorce</b>	2024	-	-	-	-	-	-	-	-	-	-	-	-	0	-100%	0
	2023	-	3	2	1	2	1	1	1	3	2	2	-	5	▼	18
<b>Domestic and Family - Level 1</b>	2024	4	2	1	-	-	-	-	-	-	-	-	-	7	-59%	7
	2023	16	-	1	-	-	1	1	6	2	11	-	3	17	▼	41
<b>Domestic and Family - Level 2</b>	2024	3	-	1	-	-	-	-	-	-	-	-	-	4	0%	4
	2023	2	1	1	2	2	1	-	1	-	2	1	-	4	↔	13
<b>Felonies and Related Matters</b>	2024	59	77	31	-	-	-	-	-	-	-	-	-	167	2%	167
	2023	76	44	43	32	35	61	49	46	29	29	26	48	163	▲	518
<b>General Civil - Level 1</b>	2024	-	-	-	-	-	-	-	-	-	-	-	-	0	0	0
	2023	-	-	-	-	-	-	-	-	1	-	-	1	0	↔	2
<b>General Civil - Level 2</b>	2024	3	3	3	-	-	-	-	-	-	-	-	-	9	800%	9
	2023	-	1	-	4	-	1	2	3	3	1	1	2	1	▲	18
<b>General Civil - Level 3</b>	2024	4	6	2	-	-	-	-	-	-	-	-	-	12	71%	12
	2023	4	2	1	3	3	-	4	-	3	4	3	-	7	▲	27
<b>Miscellaneous Civil</b>	2024	39	56	49	-	-	-	-	-	-	-	-	-	144	-11%	144
	2023	31	53	78	29	56	32	28	40	29	16	35	24	162	▼	451
<b>Misdemeanor</b>	2024	23	36	9	-	-	-	-	-	-	-	-	-	68	24%	68
	2023	23	18	14	7	10	46	21	23	16	31	13	20	55	▲	242
<b>Other</b>	2024	-	2	-	-	-	-	-	-	-	-	-	-	2	-33%	2
	2023	2	-	1	-	-	-	-	-	-	1	-	-	3	▼	4
<b>Other Criminally Related Matters</b>	2024	-	4	5	-	-	-	-	-	-	-	-	-	9	350%	9
	2023	1	-	1	4	3	1	4	-	3	4	3	3	2	▲	27
<b>Probates/Wills &amp; Trusts - Level 2</b>	2024	1	-	-	-	-	-	-	-	-	-	-	-	1	0%	1
	2023	-	-	1	1	-	-	1	1	-	-	-	-	1	↔	4
<b>Protective Orders</b>	2024	-	-	-	-	-	-	-	-	-	-	-	-	0	-100%	0
	2023	-	1	-	1	-	1	2	1	-	1	1	1	1	▼	9
<b>Uncontested Divorce</b>	2024	5	3	2	-	-	-	-	-	-	-	-	-	10	0%	10
	2023	4	1	5	3	4	1	2	4	5	4	3	7	10	↔	43



Dashboard		Monthly Dispositions Summary		Jan --- Mar Dispositions	
<b>Court:</b> Newport News Circuit	<b>Circuit/Court ID:</b> 7 207700				
<b>Start/End Date:</b> Jan-23 / Mar-24	<b>Type of Case:</b> Dispositions				
<b>2023 Average Month:</b> 797	<b>2024 Average Month:</b> 1,129				
<b>Jan-Mar 2023:</b> 2,366	<b>Jan-Mar 2024 :</b> 3,386				
<b>Dispositions Trending:</b> ▲	<b>Overall AVG. Month:</b> 864				

Dispositions by Division																
Divisions		Jan	Feb	Mar	Apr	May	Jun	Jul	Aug	Sep	Oct	Nov	Dec	Thru Mar	% Change	Total
<b>Total</b>	2024	763	1,125	1,498	-	-	-	-	-	-	-	-	-	3,386	43%	3,386
	2023	718	722	926	765	822	1,009	788	822	697	850	705	744	2,366	▲	9,568
<b>Civil</b>	2024	95	486	540	-	-	-	-	-	-	-	-	-	1,121	218%	1,121
	2023	88	136	128	103	135	168	153	168	79	110	120	83	352	▲	1,471
<b>Criminal</b>	2024	322	306	406	-	-	-	-	-	-	-	-	-	1,034	4%	1,034
	2023	302	325	369	327	304	455	274	362	348	386	265	340	996	▲	4,057
<b>Concealed Handgun Permits</b>	2024	161	166	253	-	-	-	-	-	-	-	-	-	580	-11%	580
	2023	210	171	269	226	233	239	219	109	121	172	196	149	650	▼	2,314
<b>Miscellaneous/ Other</b>	2024	183	166	299	-	-	-	-	-	-	-	-	-	648	77%	648
	2023	117	89	160	108	150	147	142	181	148	182	123	172	366	▲	1,719
<b>Others</b>	2024	2	1	-	-	-	-	-	-	-	-	-	-	3	50%	3
	2023	1	1	-	1	-	-	-	2	1	-	1	-	2	▲	7

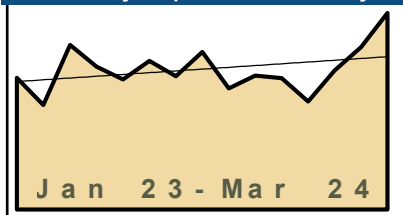
Dispositions by Case Category																
Case Categories		Jan	Feb	Mar	Apr	May	Jun	Jul	Aug	Sep	Oct	Nov	Dec	Thru Mar	% Change	Total
<b>Administrative Law</b>	2024	-	1	-	-	-	-	-	-	-	-	-	-	1	1	1
	2023	-	-	-	-	1	3	-	-	-	1	-	-	0	↔	5
<b>Capital Murder</b>	2024	-	-	-	-	-	-	-	-	-	-	-	-	0	0	0
	2023	-	-	-	-	-	1	-	-	-	-	-	-	0	↔	1
<b>Contested Divorce</b>	2024	13	16	12	-	-	-	-	-	-	-	-	-	41	5%	41
	2023	6	15	18	15	17	14	15	24	12	14	22	14	39	▲	186
<b>Domestic and Family - Level 1</b>	2024	6	10	7	-	-	-	-	-	-	-	-	-	23	-47%	23
	2023	6	11	26	5	12	22	11	16	5	18	22	7	43	▼	161
<b>Domestic and Family - Level 2</b>	2024	1	5	-	-	-	-	-	-	-	-	-	-	6	-57%	6
	2023	4	8	2	2	5	8	6	8	3	4	4	7	14	▼	61
<b>Felonies and Related Matters</b>	2024	173	155	237	-	-	-	-	-	-	-	-	-	565	4%	565
	2023	158	167	218	187	145	248	141	189	147	207	125	166	543	▲	2,098
<b>General Civil</b>	2024	-	3	1	-	-	-	-	-	-	-	-	-	4	4	4
	2023	-	-	-	-	-	-	-	-	-	-	-	-	0	↔	0
<b>General Civil - Level 1</b>	2024	7	377	470	-	-	-	-	-	-	-	-	-	854	1,717%	854
	2023	13	25	9	14	15	11	48	23	-	6	5	6	47	▲	175
<b>General Civil - Level 2</b>	2024	27	24	29	-	-	-	-	-	-	-	-	-	80	29%	80
	2023	15	23	24	13	23	63	14	19	19	14	22	19	62	▲	268
<b>General Civil - Level 3</b>	2024	4	24	7	-	-	-	-	-	-	-	-	-	35	-13%	35
	2023	17	10	13	15	15	17	15	12	5	11	10	7	40	▼	147
<b>Miscellaneous Civil</b>	2024	288	252	450	-	-	-	-	-	-	-	-	-	990	21%	990
	2023	262	225	332	295	310	303	301	221	203	284	297	297	819	▲	3,330
<b>Misdemeanor</b>	2024	76	79	117	-	-	-	-	-	-	-	-	-	272	2%	272
	2023	77	88	101	72	74	96	56	84	83	102	63	80	266	▲	976
<b>Other</b>	2024	55	71	94	-	-	-	-	-	-	-	-	-	220	18%	220
	2023	61	34	92	35	70	61	59	68	63	69	22	23	187	▲	657
<b>Other Criminally Related Matters</b>	2024	74	76	52	-	-	-	-	-	-	-	-	-	202	-7%	202
	2023	79	86	52	77	87	110	80	90	124	80	83	94	217	▼	1,042
<b>Probates/Wills &amp; Trusts - Level 1</b>	2024	-	-	-	-	-	-	-	-	-	-	-	-	0	-100%	0
	2023	-	1	-	-	-	-	-	-	-	-	-	-	1	▼	1
<b>Probates/Wills &amp; Trusts - Level 2</b>	2024	3	3	1	-	-	-	-	-	-	-	-	-	7	75%	7
	2023	-	1	3	4	4	8	6	3	2	-	1	-	4	▲	32
<b>Uncontested Divorce</b>	2024	36	29	21	-	-	-	-	-	-	-	-	-	86	2%	86
	2023	20	28	36	31	44	44	36	65	31	40	29	24	84	▲	428

This report reflects data in the case management system. Numbers will update accordingly as reports are refreshed and posted.

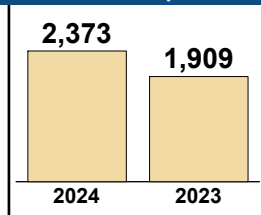
Dashboard

**Court:** Hampton Circuit  
**Circuit/Court ID:** 8 208650  
**Start/End Date:** Jan-23 / Mar-24  
**Type of Case:** Dispositions  
**2023 Average Month:** 638  
**2024 Average Month:** 791  
**Jan-Mar 2023:** 1,909  
**Jan-Mar 2024 :** 2,373  
**Dispositions Trending:** ▲  
**Overall AVG. Month:** 669

Monthly Dispositions Summary



Jan --- Mar Dispositions



Dispositions by Division

Divisions		Jan	Feb	Mar	Apr	May	Jun	Jul	Aug	Sep	Oct	Nov	Dec	Thru Mar	% Change	Total
<b>Total</b>	2024	663	773	937	-	-	-	-	-	-	-	-	-	2,373	24%	2,373
	2023	627	498	784	681	620	708	635	750	577	638	626	515	1,909	▲	7,659
<b>Civil</b>	2024	152	107	320	-	-	-	-	-	-	-	-	-	579	174%	579
	2023	80	64	67	102	75	100	116	81	88	82	90	54	211	▲	999
<b>Criminal</b>	2024	285	406	356	-	-	-	-	-	-	-	-	-	1,047	13%	1,047
	2023	295	224	406	257	274	376	319	382	293	344	266	325	925	▲	3,761
<b>Concealed Handgun Permits</b>	2024	160	161	142	-	-	-	-	-	-	-	-	-	463	-25%	463
	2023	216	154	244	269	210	152	119	212	139	153	224	84	614	▼	2,176
<b>Miscellaneous/ Other</b>	2024	66	99	119	-	-	-	-	-	-	-	-	-	284	80%	284
	2023	36	56	66	53	61	80	81	74	57	58	44	51	158	▲	717
<b>Others</b>	2024	-	-	-	-	-	-	-	-	-	-	-	-	0	-100%	0
	2023	-	-	1	-	-	-	-	1	-	1	2	1	1	▼	6

Dispositions by Case Category

Case Categories		Jan	Feb	Mar	Apr	May	Jun	Jul	Aug	Sep	Oct	Nov	Dec	Thru Mar	% Change	Total
<b>Administrative Law</b>	2024	-	1	1	-	-	-	-	-	-	-	-	-	2	2	2
	2023	-	-	-	1	-	2	-	-	-	-	-	-	-	0	↔
<b>Capital Murder</b>	2024	-	-	1	-	-	-	-	-	-	-	-	-	1	1	1
	2023	-	-	-	-	-	-	-	-	-	1	-	-	0	↔	1
<b>Contested Divorce</b>	2024	25	15	16	-	-	-	-	-	-	-	-	-	56	133%	56
	2023	11	8	5	13	12	13	19	3	7	11	13	3	24	▲	118
<b>Domestic and Family - Level 1</b>	2024	11	11	26	-	-	-	-	-	-	-	-	-	48	66%	48
	2023	19	5	5	12	14	10	9	11	11	8	12	10	29	▲	126
<b>Domestic and Family - Level 2</b>	2024	3	2	190	-	-	-	-	-	-	-	-	-	195	3,150%	195
	2023	2	1	3	5	-	-	5	4	4	-	1	2	6	▲	27
<b>Felonies and Related Matters</b>	2024	117	195	182	-	-	-	-	-	-	-	-	-	494	-3%	494
	2023	170	123	215	151	130	144	148	187	153	129	103	139	508	▼	1,792
<b>General Civil</b>	2024	-	-	-	-	-	-	-	-	-	-	-	-	0	0	0
	2023	-	-	-	-	1	-	-	-	-	-	-	-	0	↔	1
<b>General Civil - Level 1</b>	2024	2	-	1	-	-	-	-	-	-	-	-	-	3	3	3
	2023	-	-	-	1	-	1	-	-	1	1	2	1	0	↔	7
<b>General Civil - Level 2</b>	2024	25	22	33	-	-	-	-	-	-	-	-	-	80	74%	80
	2023	19	14	13	17	19	13	17	12	10	6	20	10	46	▲	170
<b>General Civil - Level 3</b>	2024	14	19	15	-	-	-	-	-	-	-	-	-	48	37%	48
	2023	10	10	15	19	10	30	6	9	21	18	15	4	35	▲	167
<b>Miscellaneous Civil</b>	2024	194	221	216	-	-	-	-	-	-	-	-	-	631	-9%	631
	2023	248	180	267	298	243	200	169	256	179	190	253	117	695	▼	2,600
<b>Misdemeanor</b>	2024	73	135	116	-	-	-	-	-	-	-	-	-	324	23%	324
	2023	77	65	121	74	73	104	71	97	76	83	79	109	263	▲	1,029
<b>Other</b>	2024	29	35	33	-	-	-	-	-	-	-	-	-	97	37%	97
	2023	3	29	39	23	25	31	30	31	18	25	19	20	71	▲	293
<b>Other Criminally Related Matters</b>	2024	113	84	66	-	-	-	-	-	-	-	-	-	263	42%	263
	2023	54	43	88	41	72	140	101	128	78	139	86	78	185	▲	1,048
<b>Probates/Wills &amp; Trusts - Level 1</b>	2024	-	1	-	-	-	-	-	-	-	-	-	-	1	1	1
	2023	-	-	-	1	-	-	1	-	-	-	-	-	0	↔	2
<b>Probates/Wills &amp; Trusts - Level 2</b>	2024	6	2	3	-	-	-	-	-	-	-	-	-	11	38%	11
	2023	4	3	1	3	1	3	3	2	2	3	1	4	8	▲	30
<b>Uncontested Divorce</b>	2024	51	30	38	-	-	-	-	-	-	-	-	-	119	205%	119
	2023	10	17	12	22	20	17	56	10	17	24	22	18	39	▲	245

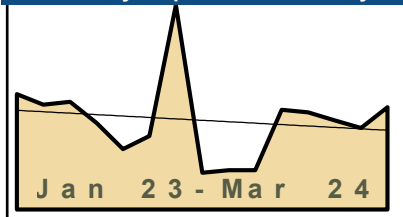
This report reflects data in the case management system. Numbers will update accordingly as reports are refreshed and posted.

Dashboard

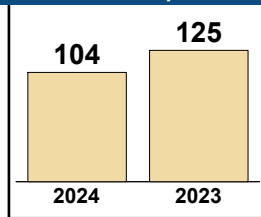
**Court:** Charles City Circuit  
**Start/End Date:** Jan-23 / Mar-24  
**2023 Average Month:** 34  
**Jan-Mar 2023:** 125  
**Dispositions Trending:** ▼

**Circuit/Court ID:** 9 209036  
**Type of Case:** Dispositions  
**2024 Average Month:** 35  
**Jan-Mar 2024 :** 104  
**Overall AVG. Month:** 34

Monthly Dispositions Summary



Jan --- Mar Dispositions



Dispositions by Division

Divisions		Jan	Feb	Mar	Apr	May	Jun	Jul	Aug	Sep	Oct	Nov	Dec	Thru Mar	% Change	Total
<b>Total</b>	2024	34	31	39	-	-	-	-	-	-	-	-	-	104	-17%	104
	2023	44	40	41	33	23	28	78	14	15	15	38	37	125	▼	406
<b>Civil</b>	2024	1	7	1	-	-	8	26	2	5	2	7	2	9	29%	9
	2023	3	4	-	1	-	-	8	26	2	5	2	7	7	▲	60
<b>Criminal</b>	2024	7	1	11	-	-	-	-	-	-	-	-	-	19	-17%	19
	2023	11	4	8	6	8	3	6	1	2	3	16	7	23	▼	75
<b>Concealed Handgun Permits</b>	2024	19	17	19	-	-	-	-	-	-	-	-	-	55	-20%	55
	2023	17	28	24	25	11	12	12	9	5	8	13	13	69	▼	177
<b>Miscellaneous/ Other</b>	2024	7	6	8	-	-	-	-	-	-	-	-	-	21	-19%	21
	2023	13	4	9	1	4	5	34	2	3	2	2	15	26	▼	94

Dispositions by Case Category

Case Categories		Jan	Feb	Mar	Apr	May	Jun	Jul	Aug	Sep	Oct	Nov	Dec	Thru Mar	% Change	Total
<b>Administrative Law</b>	2024	-	1	-	-	-	-	-	-	-	-	-	-	1	1	1
	2023	-	-	-	-	-	-	-	-	-	-	-	-	0	↔	0
<b>Capital Murder</b>	2024	-	-	1	-	-	-	-	-	-	-	-	-	1	1	1
	2023	-	-	-	-	-	-	-	-	-	-	-	-	0	↔	0
<b>Contested Divorce</b>	2024	1	-	-	-	-	-	-	-	-	-	-	-	1	0%	1
	2023	-	1	-	-	-	1	3	-	-	-	1	-	1	↔	6
<b>Domestic and Family - Level 1</b>	2024	-	-	-	-	-	-	-	-	-	-	-	-	0	0	0
	2023	-	-	-	-	-	-	6	-	1	1	-	-	0	↔	8
<b>Domestic and Family - Level 2</b>	2024	-	-	2	-	-	-	-	-	-	-	-	-	2	100%	2
	2023	-	1	-	-	-	-	-	1	-	-	-	1	1	▲	3
<b>Felonies and Related Matters</b>	2024	5	1	6	-	-	-	-	-	-	-	-	-	12	-29%	12
	2023	8	3	6	4	7	2	4	1	2	1	12	5	17	▼	55
<b>General Civil - Level 1</b>	2024	-	-	-	-	-	-	-	-	-	-	-	-	0	0	0
	2023	-	-	-	-	-	-	-	-	-	-	-	1	0	↔	1
<b>General Civil - Level 2</b>	2024	-	3	-	-	-	-	-	-	-	-	-	-	3	0%	3
	2023	2	-	1	-	-	5	6	-	2	1	1	2	3	↔	20
<b>General Civil - Level 3</b>	2024	1	2	-	-	-	-	-	-	-	-	-	-	3	50%	3
	2023	2	-	-	1	-	1	1	-	-	-	1	-	2	▲	6
<b>Miscellaneous Civil</b>	2024	25	22	26	-	-	-	-	-	-	-	-	-	73	-20%	73
	2023	27	32	32	26	15	13	48	11	8	10	15	24	91	▼	261
<b>Misdemeanor</b>	2024	2	-	3	-	-	-	-	-	-	-	-	-	5	67%	5
	2023	1	1	1	2	1	1	1	-	1	2	-	2	3	▲	13
<b>Other</b>	2024	-	-	-	-	-	-	-	-	-	-	-	-	0	-100%	0
	2023	-	1	-	-	-	-	1	-	1	-	-	3	1	▼	6
<b>Other Criminally Related Matters</b>	2024	-	-	1	-	-	-	-	-	-	-	-	-	1	-67%	1
	2023	2	-	1	-	-	-	-	1	-	-	4	-	3	▼	8
<b>Probates/Wills &amp; Trusts - Level 2</b>	2024	-	-	-	-	-	-	-	-	-	-	-	-	0	0	0
	2023	-	-	-	-	-	1	-	-	-	-	-	-	0	↔	1
<b>Uncontested Divorce</b>	2024	-	2	-	-	-	-	-	-	-	-	-	-	2	-33%	2
	2023	2	1	-	-	-	4	7	1	-	-	3	-	3	▼	18

# CPSS-CCMS-10.11 CASELOAD STATISTICS OF THE CIRCUIT COURTS

Gloucester

January 2023 -- March 2024 Dispositions

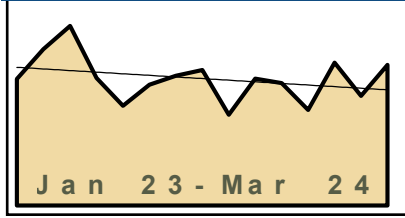
Alexandria and Fairfax Circuit are not Included in State Totals

## Dashboard

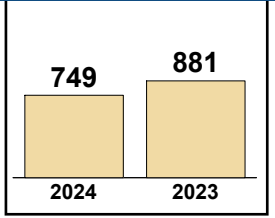
**Court:** Gloucester Circuit  
**Start/End Date:** Jan-23 / Mar-24  
**2023 Average Month:** 240  
**Jan-Mar 2023:** 881  
**Dispositions Trending:** ▼

**Circuit/Court ID:** 9 209073  
**Type of Case:** Dispositions  
**2024 Average Month:** 250  
**Jan-Mar 2024 :** 749  
**Overall AVG. Month:** 242

## Monthly Dispositions Summary



## Jan --- Mar Dispositions



## Dispositions by Division

Divisions		Jan	Feb	Mar	Apr	May	Jun	Jul	Aug	Sep	Oct	Nov	Dec	Thru Mar	% Change	Total
<b>Total</b>	2024	272	209	268	-	-	-	-	-	-	-	-	-	749	-15%	749
	2023	241	298	342	243	190	230	247	258	173	242	233	182	881	▼	2,879
<b>Civil</b>	2024	28	16	46	-	-	-	-	-	-	-	-	-	90	7%	90
	2023	11	24	49	11	12	17	31	40	18	25	32	29	84	▲	299
<b>Criminal</b>	2024	71	88	102	-	-	-	-	-	-	-	-	-	261	0%	261
	2023	66	97	99	70	57	101	74	88	68	70	104	60	262	▼	954
<b>Concealed Handgun Permits</b>	2024	117	62	81	-	-	-	-	-	-	-	-	-	260	-20%	260
	2023	110	98	115	121	93	67	87	77	44	85	45	68	323	▼	1,010
<b>Miscellaneous/ Other</b>	2024	56	43	39	-	-	-	-	-	-	-	-	-	138	-34%	138
	2023	54	79	77	39	28	45	55	53	43	62	52	25	210	▼	612
<b>Others</b>	2024	-	-	-	-	-	-	-	-	-	-	-	-	0	-100%	0
	2023	-	-	2	2	-	-	-	-	-	-	-	-	2	▼	4

## Dispositions by Case Category

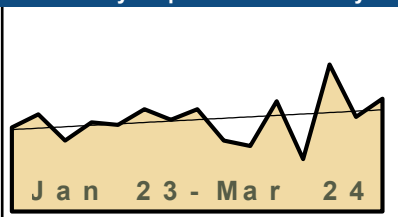
Case Categories		Jan	Feb	Mar	Apr	May	Jun	Jul	Aug	Sep	Oct	Nov	Dec	Thru Mar	% Change	Total
<b>Contested Divorce</b>	2024	4	1	7	-	-	-	-	-	-	-	-	-	12	20%	12
	2023	2	-	8	-	1	-	4	8	-	-	5	4	10	▲	32
<b>Domestic and Family - Level 1</b>	2024	1	7	4	-	-	-	-	-	-	-	-	-	12	33%	12
	2023	-	2	7	3	-	3	3	6	1	8	4	2	9	▲	39
<b>Domestic and Family - Level 2</b>	2024	2	-	-	-	-	-	-	-	-	-	-	-	2	-60%	2
	2023	-	2	3	-	-	1	7	3	1	-	-	4	5	▼	21
<b>Felonies and Related Matters</b>	2024	43	71	80	-	-	-	-	-	-	-	-	-	194	-8%	194
	2023	42	86	83	55	39	70	55	52	46	44	72	39	211	▼	683
<b>General Civil - Level 1</b>	2024	-	-	1	-	-	-	-	-	-	-	-	-	1	1	1
	2023	-	-	-	-	-	1	-	-	-	-	-	-	0	↔	1
<b>General Civil - Level 2</b>	2024	5	3	4	-	-	-	-	-	-	-	-	-	12	-14%	12
	2023	3	6	5	4	1	8	2	2	1	6	6	4	14	▼	48
<b>General Civil - Level 3</b>	2024	4	1	5	-	-	-	-	-	-	-	-	-	10	-52%	10
	2023	4	11	6	3	3	2	1	9	8	4	3	2	21	▼	56
<b>Miscellaneous Civil</b>	2024	140	75	97	-	-	-	-	-	-	-	-	-	312	-25%	312
	2023	124	134	158	131	102	85	103	96	64	110	70	77	416	▼	1,254
<b>Misdemeanor</b>	2024	25	14	19	-	-	-	-	-	-	-	-	-	58	35%	58
	2023	23	10	10	10	18	25	16	36	19	18	28	15	43	▲	228
<b>Other</b>	2024	37	30	26	-	-	-	-	-	-	-	-	-	93	-19%	93
	2023	39	43	33	32	18	26	39	36	22	36	27	19	115	▼	370
<b>Other Criminally Related Matters</b>	2024	3	3	3	-	-	-	-	-	-	-	-	-	9	0%	9
	2023	1	2	6	5	-	6	3	1	3	8	4	6	9	↔	45
<b>Probates/Wills &amp; Trusts - Level 2</b>	2024	1	1	3	-	-	-	-	-	-	-	-	-	5	400%	5
	2023	-	1	-	-	-	-	1	-	-	3	1	1	1	▲	7
<b>Protective Orders</b>	2024	-	1	-	-	-	-	-	-	-	-	-	-	1	1	1
	2023	-	-	-	-	-	-	-	-	-	-	-	-	0	↔	0
<b>Uncontested Divorce</b>	2024	7	2	19	-	-	-	-	-	-	-	-	-	28	4%	28
	2023	3	1	23	-	8	3	13	9	8	5	13	9	27	▲	95

Dashboard

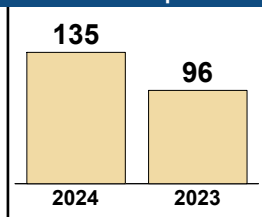
**Court:** King & Queen Circuit  
**Start/End Date:** Jan-23 / Mar-24  
**2023 Average Month:** 33  
**Jan-Mar 2023:** 96  
**Dispositions Trending:** ▲

**Circuit/Court ID:** 9 209097  
**Type of Case:** Dispositions  
**2024 Average Month:** 45  
**Jan-Mar 2024 :** 135  
**Overall AVG. Month:** 35

Monthly Dispositions Summary



Jan --- Mar Dispositions



Dispositions by Division

Divisions		Jan	Feb	Mar	Apr	May	Jun	Jul	Aug	Sep	Oct	Nov	Dec	Thru Mar	% Change	Total
<b>Total</b>	2024	56	36	43	-	-	-	-	-	-	-	-	-	135	41%	135
	2023	32	37	27	34	33	39	35	39	27	25	42	20	96	▲	390
<b>Civil</b>	2024	8	1	4	-	-	-	-	-	-	-	-	-	13	30%	13
	2023	3	1	6	-	1	4	4	5	6	3	2	2	10	▲	37
<b>Criminal</b>	2024	8	21	10	-	-	-	-	-	-	-	-	-	39	63%	39
	2023	10	13	1	14	9	11	21	14	7	11	14	2	24	▲	127
<b>Concealed Handgun Permits</b>	2024	26	11	21	-	-	-	-	-	-	-	-	-	58	9%	58
	2023	16	20	17	18	18	17	8	15	10	9	23	15	53	▲	186
<b>Miscellaneous/ Other</b>	2024	13	3	4	-	-	-	-	-	-	-	-	-	20	122%	20
	2023	3	3	3	2	5	7	2	5	4	2	3	1	9	▲	40
<b>Others</b>	2024	1	-	4	-	-	-	-	-	-	-	-	-	5	5	5
	2023	-	-	-	-	-	-	-	-	-	-	-	-	0	↔	0

Dispositions by Case Category

Case Categories		Jan	Feb	Mar	Apr	May	Jun	Jul	Aug	Sep	Oct	Nov	Dec	Thru Mar	% Change	Total
<b>Contested Divorce</b>	2024	1	-	-	-	-	-	-	-	-	-	-	-	1	1	1
	2023	-	-	-	-	-	-	1	-	-	1	1	-	0	↔	3
<b>Domestic and Family - Level 1</b>	2024	-	-	-	-	-	-	-	-	-	-	-	-	0	-100%	0
	2023	-	-	7	-	-	-	-	2	-	-	-	-	7	▼	9
<b>Domestic and Family - Level 2</b>	2024	-	-	3	-	-	-	-	-	-	-	-	-	3	200%	3
	2023	-	1	-	-	-	1	-	-	5	-	-	-	1	▲	7
<b>Felonies and Related Matters</b>	2024	4	15	9	-	-	-	-	-	-	-	-	-	28	87%	28
	2023	6	8	1	7	6	8	14	5	7	7	12	1	15	▲	82
<b>General Civil - Level 2</b>	2024	2	-	-	-	-	-	-	-	-	-	-	-	2	-33%	2
	2023	3	-	-	-	-	2	-	1	-	1	1	-	3	▼	8
<b>General Civil - Level 3</b>	2024	2	1	1	-	-	-	-	-	-	-	-	-	4	4	4
	2023	-	-	-	-	-	-	-	2	-	1	-	1	0	↔	4
<b>Miscellaneous Civil</b>	2024	34	11	23	-	-	-	-	-	-	-	-	-	68	11%	68
	2023	19	23	19	20	23	24	9	19	14	11	24	16	61	▲	221
<b>Misdemeanor</b>	2024	4	3	1	-	-	-	-	-	-	-	-	-	8	100%	8
	2023	1	3	-	1	3	2	5	7	1	3	2	1	4	▲	29
<b>Other</b>	2024	4	3	6	-	-	-	-	-	-	-	-	-	13	13	13
	2023	-	-	-	-	-	-	-	-	-	-	1	-	0	↔	1
<b>Other Criminally Related Matters</b>	2024	-	3	-	-	-	-	-	-	-	-	-	-	3	-40%	3
	2023	3	2	-	6	-	1	2	2	-	1	-	1	5	▼	18
<b>Probates/Wills &amp; Trusts - Level 2</b>	2024	1	-	-	-	-	-	-	-	-	-	-	-	1	1	1
	2023	-	-	-	-	-	-	-	-	-	-	-	-	0	↔	0
<b>Uncontested Divorce</b>	2024	4	-	-	-	-	-	-	-	-	-	-	-	4	4	4
	2023	-	-	-	-	1	1	4	1	-	-	1	-	0	↔	8

# CPSS-CCMS-10.11 CASELOAD STATISTICS OF THE CIRCUIT COURTS

King William

January 2023 -- March 2024 Dispositions

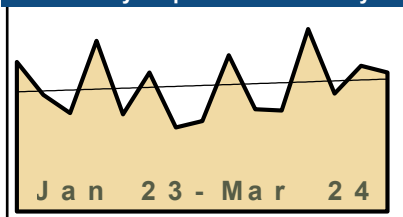
Alexandria and Fairfax Circuit are not Included in State Totals

## Dashboard

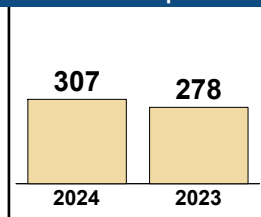
**Court:** King William Circuit  
**Start/End Date:** Jan-23 / Mar-24  
**2023 Average Month:** 95  
**Jan-Mar 2023:** 278  
**Dispositions Trending:** ▲

**Circuit/Court ID:** 9 209101  
**Type of Case:** Dispositions  
**2024 Average Month:** 102  
**Jan-Mar 2024 :** 307  
**Overall AVG. Month:** 96

## Monthly Dispositions Summary



## Jan --- Mar Dispositions



## Dispositions by Division

Divisions		Jan	Feb	Mar	Apr	May	Jun	Jul	Aug	Sep	Oct	Nov	Dec	Thru Mar	% Change	Total
<b>Total</b>	2024	90	111	106	-	-	-	-	-	-	-	-	-	307	10%	307
	2023	114	89	75	130	74	106	64	69	119	78	77	139	278	▲	1,134
<b>Civil</b>	2024	11	5	12	-	-	-	-	-	-	-	-	-	28	40%	28
	2023	6	8	6	3	9	5	9	5	14	7	6	12	20	▲	90
<b>Criminal</b>	2024	20	31	24	-	-	-	-	-	-	-	-	-	75	29%	75
	2023	22	19	17	43	20	24	14	10	42	11	21	12	58	▲	255
<b>Concealed Handgun Permits</b>	2024	44	53	44	-	-	-	-	-	-	-	-	-	141	0%	141
	2023	58	45	38	60	27	59	23	25	40	38	37	45	141	↔	495
<b>Miscellaneous/ Other</b>	2024	15	22	26	-	-	-	-	-	-	-	-	-	63	7%	63
	2023	28	17	14	24	18	18	18	29	23	22	13	70	59	▲	294

## Dispositions by Case Category

Case Categories		Jan	Feb	Mar	Apr	May	Jun	Jul	Aug	Sep	Oct	Nov	Dec	Thru Mar	% Change	Total
<b>Administrative Law</b>	2024	-	-	2	-	-	-	-	-	-	-	-	-	2	2	2
	2023	-	-	-	-	-	-	-	-	-	-	-	-	0	↔	0
<b>Capital Murder</b>	2024	-	-	-	-	-	-	-	-	-	-	-	-	0	0	0
	2023	-	-	-	-	1	-	-	-	-	-	-	-	0	↔	1
<b>Contested Divorce</b>	2024	1	-	3	-	-	-	-	-	-	-	-	-	4	300%	4
	2023	1	-	-	-	1	1	-	1	-	-	-	3	1	▲	7
<b>Domestic and Family - Level 1</b>	2024	3	-	-	-	-	-	-	-	-	-	-	-	3	50%	3
	2023	1	1	-	1	-	-	1	-	3	4	1	-	2	▲	12
<b>Domestic and Family - Level 2</b>	2024	-	1	2	-	-	-	-	-	-	-	-	-	3	200%	3
	2023	1	-	-	-	1	1	1	-	3	-	-	-	1	▲	7
<b>Felonies and Related Matters</b>	2024	17	22	23	-	-	-	-	-	-	-	-	-	62	35%	62
	2023	18	12	16	35	12	17	5	6	21	4	7	4	46	▲	157
<b>General Civil - Level 1</b>	2024	-	-	-	-	-	-	-	-	-	-	-	-	0	0	0
	2023	-	-	-	-	-	-	-	-	1	-	-	-	0	↔	1
<b>General Civil - Level 2</b>	2024	-	2	1	-	-	-	-	-	-	-	-	-	3	0%	3
	2023	-	1	2	-	4	2	1	-	2	1	1	-	3	↔	14
<b>General Civil - Level 3</b>	2024	4	-	3	-	-	-	-	-	-	-	-	-	7	0%	7
	2023	-	5	2	3	1	1	3	2	1	1	3	5	7	↔	27
<b>Miscellaneous Civil</b>	2024	46	66	51	-	-	-	-	-	-	-	-	-	163	4%	163
	2023	64	48	44	70	38	65	28	43	50	46	45	56	156	▲	597
<b>Misdemeanor</b>	2024	2	9	2	-	-	-	-	-	-	-	-	-	13	117%	13
	2023	3	2	1	7	4	6	8	3	15	5	14	3	6	▲	71
<b>Other</b>	2024	13	8	17	-	-	-	-	-	-	-	-	-	38	-14%	38
	2023	22	14	8	13	8	11	12	11	14	13	5	59	44	▼	190
<b>Other Criminally Related Matters</b>	2024	1	-	-	-	-	-	-	-	-	-	-	-	1	-83%	1
	2023	1	5	-	1	3	1	1	1	6	2	-	5	6	▼	26
<b>Probates/Wills &amp; Trusts - Level 2</b>	2024	-	-	-	-	-	-	-	-	-	-	-	-	0	0	0
	2023	-	-	-	-	-	-	-	-	1	-	-	-	0	↔	1
<b>Uncontested Divorce</b>	2024	3	3	2	-	-	-	-	-	-	-	-	-	8	33%	8
	2023	3	1	2	-	1	1	4	1	3	2	1	4	6	▲	23

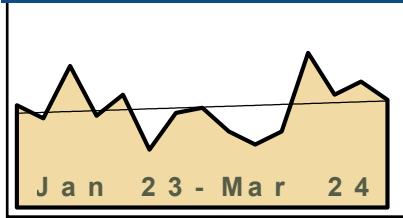
This report reflects data in the case management system. Numbers will update accordingly as reports are refreshed and posted.

Dashboard


**Court:** Mathews Circuit  
**Start/End Date:** Jan-23 / Mar-24  
**2023 Average Month:** 37  
**Jan-Mar 2023:** 127  
**Dispositions Trending:** ▲

**Circuit/Court ID:** 9 209115  
**Type of Case:** Dispositions  
**2024 Average Month:** 44  
**Jan-Mar 2024 :** 132  
**Overall AVG. Month:** 38

Monthly Dispositions Summary



Jan --- Mar Dispositions



Dispositions by Division

Divisions		Jan	Feb	Mar	Apr	May	Jun	Jul	Aug	Sep	Oct	Nov	Dec	Thru Mar	% Change	Total
<b>Total</b>	2024	43	48	41	-	-	-	-	-	-	-	-	-	132	4%	132
	2023	39	34	54	35	43	22	36	38	29	24	29	59	127	▲	442
<b>Civil</b>	2024	13	6	9	-	-	-	-	-	-	-	-	-	28	65%	28
	2023	3	5	9	3	7	2	7	6	-	-	6	7	17	▲	55
<b>Criminal</b>	2024	3	6	10	-	-	-	-	-	-	-	-	-	19	-30%	19
	2023	10	3	14	23	6	2	10	8	7	3	6	21	27	▼	113
<b>Concealed Handgun Permits</b>	2024	21	34	21	-	-	-	-	-	-	-	-	-	76	36%	76
	2023	18	20	18	8	21	15	15	18	18	16	14	22	56	▲	203
<b>Miscellaneous/ Other</b>	2024	6	2	1	-	-	-	-	-	-	-	-	-	9	-67%	9
	2023	8	6	13	1	9	3	4	6	4	5	3	9	27	▼	71

Dispositions by Case Category

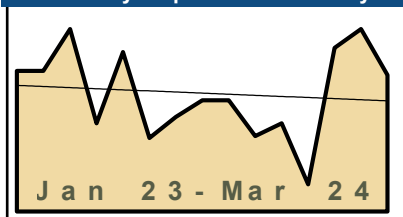
Case Categories		Jan	Feb	Mar	Apr	May	Jun	Jul	Aug	Sep	Oct	Nov	Dec	Thru Mar	% Change	Total
<b>Contested Divorce</b>	2024	-	-	1	-	-	-	-	-	-	-	-	-	1	0%	1
	2023	-	-	1	-	1	-	1	-	-	-	1	1	1	↔	5
<b>Domestic and Family - Level 1</b>	2024	1	5	-	-	-	-	-	-	-	-	-	-	6	50%	6
	2023	-	4	-	-	-	-	-	-	-	-	-	-	4	▲	4
<b>Domestic and Family - Level 2</b>	2024	-	-	-	-	-	-	-	-	-	-	1	-	0	-100%	0
	2023	-	-	2	-	-	-	-	-	-	-	-	-	2	▼	3
<b>Felonies and Related Matters</b>	2024	2	5	7	-	-	-	-	-	-	-	-	-	14	0%	14
	2023	4	2	8	16	2	1	6	5	5	3	6	12	14	↔	70
<b>General Civil - Level 1</b>	2024	1	-	-	-	-	-	-	-	-	-	-	-	1	1	1
	2023	-	-	-	-	-	-	-	-	-	-	-	-	0	↔	0
<b>General Civil - Level 2</b>	2024	3	1	-	-	-	-	-	-	-	-	-	-	4	33%	4
	2023	2	1	-	-	3	-	-	-	-	-	-	1	3	▲	7
<b>General Civil - Level 3</b>	2024	4	-	-	-	-	-	-	-	-	-	-	-	4	0%	4
	2023	1	1	2	-	-	1	6	1	-	-	3	4	4	↔	19
<b>Miscellaneous Civil</b>	2024	27	35	23	-	-	-	-	-	-	-	-	-	85	6%	85
	2023	24	25	31	10	30	18	18	24	21	21	17	30	80	▲	269
<b>Misdemeanor</b>	2024	-	1	2	-	-	-	-	-	-	-	-	-	3	-40%	3
	2023	-	1	4	7	4	1	4	3	1	-	-	6	5	▼	31
<b>Other</b>	2024	1	1	1	-	-	-	-	-	-	-	-	-	3	3	3
	2023	-	-	-	-	-	1	1	-	1	-	-	1	0	↔	4
<b>Other Criminally Related Matters</b>	2024	1	-	1	-	-	-	-	-	-	-	-	-	2	-75%	2
	2023	6	-	2	2	-	-	-	-	1	-	-	3	8	▼	14
<b>Probates/Wills &amp; Trusts - Level 2</b>	2024	-	-	1	-	-	-	-	-	-	-	-	-	1	1	1
	2023	-	-	-	-	2	-	-	1	-	-	1	-	0	↔	4
<b>Protective Orders</b>	2024	-	-	-	-	-	-	-	-	-	-	-	-	0	-100%	0
	2023	-	-	1	-	-	-	-	-	-	-	-	-	1	▼	1
<b>Uncontested Divorce</b>	2024	3	-	5	-	-	-	-	-	-	-	-	-	8	60%	8
	2023	2	-	3	-	1	-	-	4	-	-	-	1	5	▲	11

Dashboard

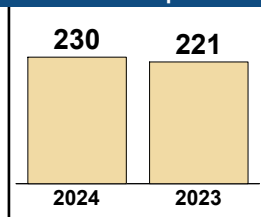
**Court:** Middlesex Circuit  
**Start/End Date:** Jan-23 / Mar-24  
**2023 Average Month:** 51  
**Jan-Mar 2023:** 221  
**Dispositions Trending:** ▲

**Circuit/Court ID:** 9 209119  
**Type of Case:** Dispositions  
**2024 Average Month:** 77  
**Jan-Mar 2024 :** 230  
**Overall AVG. Month:** 56

Monthly Dispositions Summary



Jan --- Mar Dispositions



Dispositions by Division

Divisions		Jan	Feb	Mar	Apr	May	Jun	Jul	Aug	Sep	Oct	Nov	Dec	Thru Mar	% Change	Total
<b>Total</b>	2024	78	87	65	-	-	-	-	-	-	-	-	-	230	4%	230
	2023	67	67	87	42	76	35	45	53	53	36	42	13	221	▲	616
<b>Civil</b>	2024	15	4	9	-	-	-	-	-	-	-	-	-	28	17%	28
	2023	4	8	12	5	13	2	7	7	5	10	3	5	24	▲	81
<b>Criminal</b>	2024	23	52	25	-	-	-	-	-	-	-	-	-	100	25%	100
	2023	29	20	31	7	35	7	7	20	17	11	14	-	80	▲	198
<b>Concealed Handgun Permits</b>	2024	37	26	23	-	-	-	-	-	-	-	-	-	86	-10%	86
	2023	30	28	38	22	24	22	21	23	21	11	20	5	96	▼	265
<b>Miscellaneous/ Other</b>	2024	3	5	8	-	-	-	-	-	-	-	-	-	16	-24%	16
	2023	4	11	6	8	3	4	9	3	9	4	5	3	21	▼	69
<b>Others</b>	2024	-	-	-	-	-	-	-	-	-	-	-	-	0	0	0
	2023	-	-	-	-	1	-	1	-	1	-	-	-	0	↔	3

Dispositions by Case Category

Case Categories		Jan	Feb	Mar	Apr	May	Jun	Jul	Aug	Sep	Oct	Nov	Dec	Thru Mar	% Change	Total
<b>Capital Murder</b>	2024	-	-	-	-	-	-	-	-	-	-	-	-	0	0	0
	2023	-	-	-	1	-	-	-	-	-	-	-	-	0	↔	1
<b>Contested Divorce</b>	2024	1	-	3	-	-	-	-	-	-	-	-	-	4	33%	4
	2023	-	-	3	-	1	-	1	2	2	-	-	3	3	▲	12
<b>Domestic and Family - Level 1</b>	2024	2	-	-	-	-	-	-	-	-	-	-	-	2	-50%	2
	2023	-	-	4	-	-	1	-	-	-	2	-	-	4	▼	7
<b>Domestic and Family - Level 2</b>	2024	-	1	2	-	-	-	-	-	-	-	-	-	3	3	3
	2023	-	-	-	-	-	-	-	1	-	-	-	-	0	↔	1
<b>Felonies and Related Matters</b>	2024	12	38	18	-	-	-	-	-	-	-	-	-	68	58%	68
	2023	20	13	10	3	23	7	6	7	13	5	6	-	43	▲	113
<b>General Civil - Level 1</b>	2024	-	-	-	-	-	-	-	-	-	-	-	-	0	-100%	0
	2023	1	-	-	-	-	-	-	-	-	-	-	-	1	▼	1
<b>General Civil - Level 2</b>	2024	2	2	1	-	-	-	-	-	-	-	-	-	5	25%	5
	2023	2	1	1	1	-	-	2	1	-	2	2	-	4	▲	12
<b>General Civil - Level 3</b>	2024	2	1	-	-	-	-	-	-	-	-	-	-	3	-63%	3
	2023	2	6	-	4	4	1	2	1	-	2	2	-	8	▼	24
<b>Miscellaneous Civil</b>	2024	39	29	26	-	-	-	-	-	-	-	-	-	94	-15%	94
	2023	31	37	43	29	27	25	27	23	26	14	24	7	111	▼	313
<b>Misdemeanor</b>	2024	10	10	7	-	-	-	-	-	-	-	-	-	27	-23%	27
	2023	9	7	19	3	11	-	-	13	3	5	5	-	35	▼	75
<b>Other</b>	2024	1	2	4	-	-	-	-	-	-	-	-	-	7	17%	7
	2023	2	3	1	-	1	1	3	4	6	3	-	1	6	▲	25
<b>Other Criminally Related Matters</b>	2024	2	4	-	-	-	-	-	-	-	-	-	-	6	200%	6
	2023	-	-	2	1	1	-	1	-	1	1	3	-	2	▲	10
<b>Probates/Wills &amp; Trusts - Level 2</b>	2024	1	-	1	-	-	-	-	-	-	-	-	-	2	0%	2
	2023	-	-	2	-	-	-	-	-	1	1	-	1	2	↔	5
<b>Protective Orders</b>	2024	3	-	-	-	-	-	-	-	-	-	-	-	3	3	3
	2023	-	-	-	-	-	-	-	-	-	-	-	-	0	↔	0
<b>Uncontested Divorce</b>	2024	3	-	3	-	-	-	-	-	-	-	-	-	6	200%	6
	2023	-	-	2	-	8	-	3	1	1	1	-	1	2	▲	17

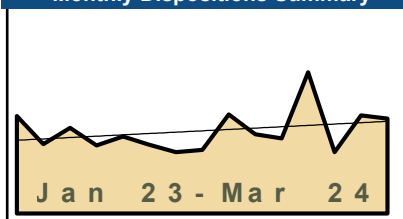


Dashboard

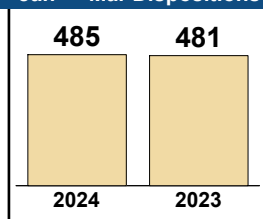
**Court:** New Kent Circuit  
**Start/End Date:** Jan-23 / Mar-24  
**2023 Average Month:** 157  
**Jan-Mar 2023:** 481  
**Dispositions Trending:** ⇌

**Circuit/Court ID:** 9 209127  
**Type of Case:** Dispositions  
**2024 Average Month:** 162  
**Jan-Mar 2024 :** 485  
**Overall AVG. Month:** 158

Monthly Dispositions Summary



Jan --- Mar Dispositions



Dispositions by Division

Divisions		Jan	Feb	Mar	Apr	May	Jun	Jul	Aug	Sep	Oct	Nov	Dec	Thru Mar	% Change	Total
<b>Total</b>	2024	117	187	181	-	-	-	-	-	-	-	-	-	485	1%	485
	2023	186	132	163	130	147	131	117	121	189	151	143	269	481	▲	1,879
<b>Civil</b>	2024	8	9	10	-	-	-	-	-	-	-	-	-	27	-44%	27
	2023	18	17	13	11	7	16	13	11	17	20	15	24	48	▼	182
<b>Criminal</b>	2024	49	51	53	-	-	-	-	-	-	-	-	-	153	38%	153
	2023	68	24	19	66	54	30	54	36	79	45	37	68	111	▲	580
<b>Concealed Handgun Permits</b>	2024	33	88	76	-	-	-	-	-	-	-	-	-	197	-20%	197
	2023	82	64	100	23	50	58	25	50	60	59	70	63	246	▼	704
<b>Miscellaneous/ Other</b>	2024	27	39	42	-	-	-	-	-	-	-	-	-	108	42%	108
	2023	18	27	31	30	36	27	25	24	33	27	21	113	76	▲	412
<b>Others</b>	2024	-	-	-	-	-	-	-	-	-	-	-	-	0	0	0
	2023	-	-	-	-	-	-	-	-	-	-	-	1	0	↔	1

Dispositions by Case Category


Case Categories		Jan	Feb	Mar	Apr	May	Jun	Jul	Aug	Sep	Oct	Nov	Dec	Thru Mar	% Change	Total
<b>Contested Divorce</b>	2024	-	4	-	-	-	-	-	-	-	-	-	-	4	-50%	4
	2023	4	2	2	4	-	2	1	1	-	1	1	5	8	▼	23
<b>Domestic and Family - Level 1</b>	2024	3	-	3	-	-	-	-	-	-	-	-	-	6	-25%	6
	2023	3	5	-	1	-	2	6	-	5	3	2	-	8	▼	27
<b>Domestic and Family - Level 2</b>	2024	-	-	2	-	-	-	-	-	-	-	-	-	2	-33%	2
	2023	-	2	1	-	-	-	2	1	4	3	3	2	3	▼	18
<b>Felonies and Related Matters</b>	2024	35	26	27	-	-	-	-	-	-	-	-	-	88	24%	88
	2023	52	13	6	56	38	20	36	20	59	25	33	54	71	▲	412
<b>General Civil - Level 2</b>	2024	3	-	1	-	-	-	-	-	-	-	-	-	4	0%	4
	2023	-	2	2	-	-	4	1	1	2	5	5	8	4	↔	30
<b>General Civil - Level 3</b>	2024	1	1	3	-	-	-	-	-	-	-	-	-	5	-64%	5
	2023	7	3	4	3	-	1	1	4	3	2	-	5	14	▼	33
<b>Miscellaneous Civil</b>	2024	46	94	86	-	-	-	-	-	-	-	-	-	226	-16%	226
	2023	88	72	109	32	64	66	32	54	69	63	80	70	269	▼	799
<b>Misdemeanor</b>	2024	7	14	26	-	-	-	-	-	-	-	-	-	47	62%	47
	2023	11	10	8	10	15	9	16	8	19	17	4	13	29	▲	140
<b>Other</b>	2024	14	32	30	-	-	-	-	-	-	-	-	-	76	43%	76
	2023	12	19	22	21	22	19	18	20	24	22	11	108	53	▲	318
<b>Other Criminally Related Matters</b>	2024	7	11	-	-	-	-	-	-	-	-	-	-	18	64%	18
	2023	5	1	5	-	1	1	2	8	1	3	-	1	11	▲	28
<b>Probates/Wills &amp; Trusts - Level 1</b>	2024	-	-	-	-	-	-	-	-	-	-	-	-	0	0	0
	2023	-	-	-	-	-	-	-	-	-	-	-	1	0	↔	1
<b>Probates/Wills &amp; Trusts - Level 2</b>	2024	-	-	-	-	-	-	-	-	-	-	-	-	0	-100%	0
	2023	-	1	-	-	-	1	-	-	-	1	1	-	1	▼	4
<b>Protective Orders</b>	2024	-	-	1	-	-	-	-	-	-	-	-	-	1	0%	1
	2023	-	1	-	-	-	-	-	-	-	2	-	-	1	↔	3
<b>Uncontested Divorce</b>	2024	1	5	2	-	-	-	-	-	-	-	-	-	8	-11%	8
	2023	4	1	4	3	7	6	2	4	3	4	3	2	9	▼	43

Dashboard

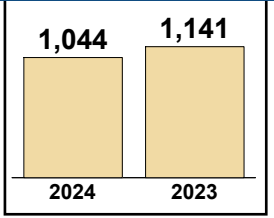
**Court:** York Circuit  
**Start/End Date:** Jan-23 / Mar-24  
**2023 Average Month:** 333  
**Jan-Mar 2023:** 1,141  
**Dispositions Trending:** ▼

**Circuit/Court ID:** 9 209199  
**Type of Case:** Dispositions  
**2024 Average Month:** 348  
**Jan-Mar 2024 :** 1,044  
**Overall AVG. Month:** 336

Monthly Dispositions Summary



Jan --- Mar Dispositions



Dispositions by Division

Divisions		Jan	Feb	Mar	Apr	May	Jun	Jul	Aug	Sep	Oct	Nov	Dec	Thru Mar	% Change	Total
<b>Total</b>	2024	399	265	380	-	-	-	-	-	-	-	-	-	1,044	-9%	1,044
	2023	380	324	437	360	312	400	234	383	299	299	282	284	1,141	▼	3,994
<b>Civil</b>	2024	54	28	48	-	-	-	-	-	-	-	-	-	130	0%	130
	2023	35	44	51	41	52	44	26	47	28	48	32	43	130	↔	491
<b>Criminal</b>	2024	158	78	133	-	-	-	-	-	-	-	-	-	369	29%	369
	2023	105	92	90	96	94	140	99	122	109	105	107	74	287	▲	1,233
<b>Concealed Handgun Permits</b>	2024	140	121	175	-	-	-	-	-	-	-	-	-	436	-24%	436
	2023	181	152	243	167	128	173	78	164	110	113	109	134	576	▼	1,752
<b>Miscellaneous/ Other</b>	2024	47	38	24	-	-	-	-	-	-	-	-	-	109	-26%	109
	2023	59	36	52	55	38	43	31	50	52	32	34	32	147	▼	514
<b>Others</b>	2024	-	-	-	-	-	-	-	-	-	-	-	-	0	-100%	0
	2023	-	-	1	1	-	-	-	-	-	-	1	-	1	▼	4

Dispositions by Case Category

Case Categories		Jan	Feb	Mar	Apr	May	Jun	Jul	Aug	Sep	Oct	Nov	Dec	Thru Mar	% Change	Total
<b>Administrative Law</b>	2024	-	-	-	-	-	-	-	-	-	-	-	-	0	0	0
	2023	-	-	-	2	-	-	-	-	-	-	-	-	1	0	↔
<b>Contested Divorce</b>	2024	5	1	6	-	-	-	-	-	-	-	-	-	12	20%	12
	2023	4	4	2	1	6	1	3	5	3	7	4	8	10	▲	48
<b>Domestic and Family - Level 1</b>	2024	9	3	5	-	-	-	-	-	-	-	-	-	17	21%	17
	2023	-	3	11	3	3	2	-	5	2	6	2	7	14	▲	44
<b>Domestic and Family - Level 2</b>	2024	16	1	5	-	-	-	-	-	-	-	-	-	22	-21%	22
	2023	7	10	11	8	10	6	2	6	5	5	7	2	28	▼	79
<b>Felonies and Related Matters</b>	2024	100	45	76	-	-	-	-	-	-	-	-	-	221	49%	221
	2023	53	42	53	49	52	70	59	66	54	57	54	50	148	▲	659
<b>General Civil - Level 1</b>	2024	-	-	1	-	-	-	-	-	-	-	-	-	1	1	1
	2023	-	-	-	2	1	-	2	-	1	-	-	-	0	↔	6
<b>General Civil - Level 2</b>	2024	8	12	17	-	-	-	-	-	-	-	-	-	37	16%	37
	2023	10	10	12	8	8	10	2	6	7	9	4	6	32	▲	92
<b>General Civil - Level 3</b>	2024	7	3	8	-	-	-	-	-	-	-	-	-	18	-22%	18
	2023	4	11	8	6	3	5	5	7	4	6	6	6	23	▼	71
<b>Miscellaneous Civil</b>	2024	180	153	192	-	-	-	-	-	-	-	-	-	525	-25%	525
	2023	236	182	286	213	159	213	105	208	159	141	137	162	704	▼	2,201
<b>Misdemeanor</b>	2024	45	25	28	-	-	-	-	-	-	-	-	-	98	-20%	98
	2023	45	49	28	38	30	57	29	55	42	38	34	20	122	▼	465
<b>Other</b>	2024	2	-	1	-	-	-	-	-	-	-	-	-	3	-40%	3
	2023	2	2	1	5	5	1	-	2	-	3	1	3	5	▼	25
<b>Other Criminally Related Matters</b>	2024	13	8	29	-	-	-	-	-	-	-	-	-	50	178%	50
	2023	7	1	10	9	12	13	11	1	13	11	19	4	18	▲	111
<b>Probates/Wills &amp; Trusts - Level 1</b>	2024	-	-	-	-	-	-	-	-	-	-	-	-	0	0	0
	2023	-	-	-	-	1	1	-	-	-	-	-	-	0	↔	2
<b>Probates/Wills &amp; Trusts - Level 2</b>	2024	3	-	2	-	-	-	-	-	-	-	-	-	5	-44%	5
	2023	5	3	1	2	2	6	3	4	2	1	-	3	9	▼	32
<b>Protective Orders</b>	2024	-	1	1	-	-	-	-	-	-	-	-	-	2	2	2
	2023	-	-	-	-	-	-	-	-	-	-	-	-	0	↔	0
<b>Uncontested Divorce</b>	2024	11	13	9	-	-	-	-	-	-	-	-	-	33	18%	33
	2023	7	7	14	14	20	15	13	18	7	15	14	12	28	▲	156

# CPSS-CCMS-10.11 CASELOAD STATISTICS OF THE CIRCUIT COURTS

Williamsburg

January 2023 -- March 2024 Dispositions


Alexandria and Fairfax Circuit are not Included in State Totals

## Dashboard

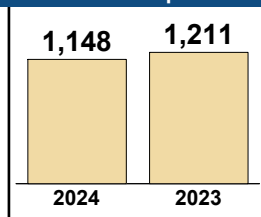
**Court:** Williamsburg Circuit  
**Start/End Date:** Jan-23 / Mar-24  
**2023 Average Month:** 342  
**Jan-Mar 2023:** 1,211  
**Dispositions Trending:** ▼

**Circuit/Court ID:** 9 209830  
**Type of Case:** Dispositions  
**2024 Average Month:** 383  
**Jan-Mar 2024 :** 1,148  
**Overall AVG. Month:** 350

## Monthly Dispositions Summary



## Jan --- Mar Dispositions



## Dispositions by Division

Divisions		Jan	Feb	Mar	Apr	May	Jun	Jul	Aug	Sep	Oct	Nov	Dec	Thru Mar	% Change	Total
<b>Total</b>	2024	396	335	417	-	-	-	-	-	-	-	-	-	1,148	-5%	1,148
	2023	412	424	375	319	373	327	342	332	338	311	249	299	1,211	▼	4,101
<b>Civil</b>	2024	58	46	36	-	-	-	-	-	-	-	-	-	140	-28%	140
	2023	57	67	70	38	45	56	45	42	62	47	29	42	194	▼	600
<b>Criminal</b>	2024	105	71	123	-	-	-	-	-	-	-	-	-	299	19%	299
	2023	94	82	76	58	98	95	119	92	101	90	99	89	252	▲	1,093
<b>Concealed Handgun Permits</b>	2024	156	134	164	-	-	-	-	-	-	-	-	-	454	-4%	454
	2023	157	179	135	154	143	94	103	122	101	109	84	109	471	▼	1,490
<b>Miscellaneous/ Other</b>	2024	77	82	94	-	-	-	-	-	-	-	-	-	253	-14%	253
	2023	104	96	94	69	87	82	75	76	73	65	37	59	294	▼	917
<b>Others</b>	2024	-	2	-	-	-	-	-	-	-	-	-	-	2	2	2
	2023	-	-	-	-	-	-	-	-	1	-	-	-	0	↔	1

## Dispositions by Case Category

Case Categories		Jan	Feb	Mar	Apr	May	Jun	Jul	Aug	Sep	Oct	Nov	Dec	Thru Mar	% Change	Total
<b>Administrative Law</b>	2024	-	-	-	-	-	-	-	-	-	-	-	-	0	-100%	0
	2023	-	2	2	-	-	-	-	-	-	-	-	-	4	▼	4
<b>Capital Murder</b>	2024	-	-	-	-	-	-	-	-	-	-	-	-	0	0	0
	2023	-	-	-	-	-	1	-	-	1	-	-	1	0	↔	3
<b>Contested Divorce</b>	2024	7	7	1	-	-	-	-	-	-	-	-	-	15	-29%	15
	2023	5	6	10	7	6	6	4	8	5	5	3	3	21	▼	68
<b>Domestic and Family - Level 1</b>	2024	5	1	1	-	-	-	-	-	-	-	-	-	7	-56%	7
	2023	4	9	3	8	4	4	5	1	15	5	4	4	16	▼	66
<b>Domestic and Family - Level 2</b>	2024	3	2	1	-	-	-	-	-	-	-	-	-	6	-40%	6
	2023	5	-	5	1	3	2	3	1	2	2	-	-	10	▼	24
<b>Felonies and Related Matters</b>	2024	47	37	74	-	-	-	-	-	-	-	-	-	158	22%	158
	2023	52	43	34	39	50	43	79	44	53	50	50	54	129	▲	591
<b>General Civil - Level 1</b>	2024	-	1	1	-	-	-	-	-	-	-	-	-	2	-50%	2
	2023	3	1	-	1	1	1	-	-	-	1	-	1	4	▼	9
<b>General Civil - Level 2</b>	2024	9	9	12	-	-	-	-	-	-	-	-	-	30	-48%	30
	2023	24	20	14	9	4	12	4	9	12	8	6	5	58	▼	127
<b>General Civil - Level 3</b>	2024	16	7	7	-	-	-	-	-	-	-	-	-	30	-14%	30
	2023	6	7	22	5	11	13	16	10	12	13	10	12	35	▼	137
<b>Miscellaneous Civil</b>	2024	198	157	210	-	-	-	-	-	-	-	-	-	565	-5%	565
	2023	192	216	185	187	171	128	130	147	133	136	101	127	593	▼	1,853
<b>Misdemeanor</b>	2024	29	21	37	-	-	-	-	-	-	-	-	-	87	-3%	87
	2023	27	31	32	15	34	36	23	38	37	25	34	27	90	▼	359
<b>Other</b>	2024	35	58	47	-	-	-	-	-	-	-	-	-	140	-13%	140
	2023	61	58	42	32	56	44	43	50	39	35	17	40	161	▼	517
<b>Other Criminally Related Matters</b>	2024	30	13	12	-	-	-	-	-	-	-	-	-	55	62%	55
	2023	16	8	10	4	14	15	17	10	10	15	15	10	34	▲	144
<b>Probates/Wills &amp; Trusts - Level 1</b>	2024	1	-	2	-	-	-	-	-	-	-	-	-	3	-25%	3
	2023	1	3	-	-	1	-	1	-	-	-	-	-	4	▼	6
<b>Probates/Wills &amp; Trusts - Level 2</b>	2024	3	4	2	-	-	-	-	-	-	-	-	-	9	13%	9
	2023	5	3	-	1	-	5	3	3	5	4	3	2	8	▲	34
<b>Uncontested Divorce</b>	2024	13	18	10	-	-	-	-	-	-	-	-	-	41	-7%	41
	2023	11	17	16	10	18	17	14	11	14	12	6	13	44	▼	159


This report reflects data in the case management system. Numbers will update accordingly as reports are refreshed and posted.

Dashboard

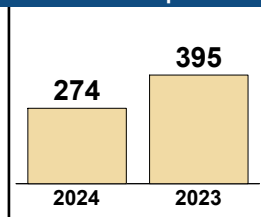
**Court:** Appomattox Circuit  
**Start/End Date:** Jan-23 / Mar-24  
**2023 Average Month:** 100  
**Jan-Mar 2023:** 395  
**Dispositions Trending:** ▼

**Circuit/Court ID:** 10 210011  
**Type of Case:** Dispositions  
**2024 Average Month:** 91  
**Jan-Mar 2024 :** 274  
**Overall AVG. Month:** 98

Monthly Dispositions Summary



Jan --- Mar Dispositions



Dispositions by Division

Divisions		Jan	Feb	Mar	Apr	May	Jun	Jul	Aug	Sep	Oct	Nov	Dec	Thru Mar	% Change	Total
<b>Total</b>	2024	66	105	103	-	-	-	-	-	-	-	-	-	274	-31%	274
	2023	127	102	166	62	116	111	89	89	75	75	74	113	395	▼	1,199
<b>Civil</b>	2024	6	10	6	-	-	-	-	-	-	-	-	-	22	10%	22
	2023	7	7	6	8	40	11	4	8	5	4	9	10	20	▲	119
<b>Criminal</b>	2024	12	25	30	-	-	-	-	-	-	-	-	-	67	-49%	67
	2023	43	32	56	14	37	51	44	38	29	16	28	68	131	▼	456
<b>Concealed Handgun Permits</b>	2024	46	66	60	-	-	-	-	-	-	-	-	-	172	-22%	172
	2023	68	55	97	34	32	41	28	39	37	52	34	26	220	▼	543
<b>Miscellaneous/ Other</b>	2024	2	4	7	-	-	-	-	-	-	-	-	-	13	-46%	13
	2023	9	8	7	6	7	8	13	4	4	2	3	9	24	▼	80
<b>Others</b>	2024	-	-	-	-	-	-	-	-	-	-	-	-	0	0	0
	2023	-	-	-	-	-	-	-	-	-	1	-	-	0	↔	1

Dispositions by Case Category

Case Categories		Jan	Feb	Mar	Apr	May	Jun	Jul	Aug	Sep	Oct	Nov	Dec	Thru Mar	% Change	Total
<b>Contested Divorce</b>	2024	-	1	-	-	-	-	-	-	-	-	-	-	1	1	1
	2023	-	-	-	4	1	1	1	1	-	-	-	2	2	0	↔
<b>Domestic and Family - Level 1</b>	2024	1	4	1	-	-	-	-	-	-	-	-	-	6	20%	6
	2023	2	3	-	-	18	5	-	-	-	-	-	-	5	▲	28
<b>Domestic and Family - Level 2</b>	2024	2	-	-	-	-	-	-	-	-	-	-	-	2	-50%	2
	2023	2	2	-	2	1	-	-	1	1	1	2	2	4	▼	14
<b>Felonies and Related Matters</b>	2024	8	17	22	-	-	-	-	-	-	-	-	-	47	-50%	47
	2023	29	29	36	6	30	49	39	36	20	14	12	46	94	▼	346
<b>General Civil - Level 2</b>	2024	-	-	1	-	-	-	-	-	-	-	-	-	1	-75%	1
	2023	1	1	2	-	4	1	2	1	1	-	-	2	4	▼	17
<b>General Civil - Level 3</b>	2024	-	5	3	-	-	-	-	-	-	-	-	-	8	60%	8
	2023	2	1	2	-	6	3	-	1	2	2	1	1	5	▲	21
<b>Miscellaneous Civil</b>	2024	48	69	67	-	-	-	-	-	-	-	-	-	184	-24%	184
	2023	75	63	104	40	36	48	41	43	41	53	36	35	242	▼	615
<b>Misdemeanor</b>	2024	4	7	8	-	-	-	-	-	-	-	-	-	19	-44%	19
	2023	13	3	18	2	6	2	5	2	9	2	5	22	34	▼	89
<b>Other</b>	2024	-	-	-	-	-	-	-	-	-	-	-	-	0	0	0
	2023	-	-	-	-	1	-	-	-	-	-	2	-	0	↔	3
<b>Other Criminally Related Matters</b>	2024	-	1	-	-	-	-	-	-	-	-	-	-	1	-67%	1
	2023	1	-	2	6	1	-	-	-	-	-	-	11	3	▼	21
<b>Probates/Wills &amp; Trusts - Level 1</b>	2024	-	-	-	-	-	-	-	-	-	-	-	-	0	0	0
	2023	-	-	-	-	2	-	-	-	-	-	-	-	0	↔	2
<b>Probates/Wills &amp; Trusts - Level 2</b>	2024	-	-	-	-	-	-	-	-	-	-	-	-	0	0	0
	2023	-	-	-	-	4	2	-	1	-	1	-	-	0	↔	8
<b>Uncontested Divorce</b>	2024	3	1	1	-	-	-	-	-	-	-	-	-	5	25%	5
	2023	2	-	2	2	6	-	1	3	1	-	3	3	4	▲	23

Dashboard		Monthly Dispositions Summary		Jan --- Mar Dispositions	
<p><b>Court:</b> Buckingham Circuit  <b>Start/End Date:</b> Jan-23 / Mar-24  <b>2023 Average Month:</b> 99  <b>Jan-Mar 2023:</b> 370  <b>Dispositions Trending:</b> ▼</p>	<p><b>Circuit/Court ID:</b> 10 210029  <b>Type of Case:</b> Dispositions  <b>2024 Average Month:</b> 118  <b>Jan-Mar 2024 :</b> 355  <b>Overall AVG. Month:</b> 103</p>				

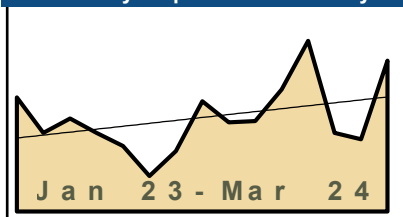
Dispositions by Division																
Divisions		Jan	Feb	Mar	Apr	May	Jun	Jul	Aug	Sep	Oct	Nov	Dec	Thru Mar	% Change	Total
<b>Total</b>	2024	139	76	140	-	-	-	-	-	-	-	-	-	355	-4%	355
	2023	113	121	136	71	72	101	111	87	119	110	110	39	370	▼	1,190
<b>Civil</b>	2024	4	3	7	-	-	-	-	-	-	-	-	-	14	-60%	14
	2023	9	6	20	4	11	7	2	16	8	10	3	3	35	▼	99
<b>Criminal</b>	2024	72	25	57	-	-	-	-	-	-	-	-	-	154	-18%	154
	2023	54	74	60	14	16	59	69	22	55	61	86	23	188	▼	593
<b>Concealed Handgun Permits</b>	2024	37	32	48	-	-	-	-	-	-	-	-	-	117	4%	117
	2023	38	29	46	33	29	24	24	32	38	29	17	5	113	▲	344
<b>Miscellaneous/ Other</b>	2024	26	16	28	-	-	-	-	-	-	-	-	-	70	106%	70
	2023	12	12	10	20	16	11	16	17	18	10	4	8	34	▲	154

Dispositions by Case Category																
Case Categories		Jan	Feb	Mar	Apr	May	Jun	Jul	Aug	Sep	Oct	Nov	Dec	Thru Mar	% Change	Total
<b>Administrative Law</b>	2024	-	-	1	-	-	1	-	-	-	1	-	-	0	-100%	0
	2023	-	-	-	-	-	-	-	-	-	-	-	-	-	1	▼
<b>Capital Murder</b>	2024	-	-	-	-	-	-	-	-	-	-	-	-	0	0	0
	2023	-	-	-	-	-	1	-	-	-	-	-	-	0	↔	1
<b>Contested Divorce</b>	2024	1	-	-	-	-	-	-	-	-	-	-	-	1	0%	1
	2023	-	1	-	-	1	2	-	5	-	2	-	1	1	↔	12
<b>Domestic and Family - Level 1</b>	2024	-	1	1	-	-	-	-	-	-	-	-	-	2	-86%	2
	2023	1	-	13	-	3	-	-	4	1	-	-	-	14	▼	22
<b>Domestic and Family - Level 2</b>	2024	-	-	-	-	-	-	-	-	-	-	-	-	0	-100%	0
	2023	2	1	1	-	2	-	-	-	2	2	-	1	4	▼	11
<b>Felonies and Related Matters</b>	2024	64	24	38	-	-	-	-	-	-	-	-	-	126	-21%	126
	2023	49	66	44	11	12	46	52	21	37	42	58	17	159	▼	455
<b>General Civil - Level 1</b>	2024	-	-	-	-	-	-	-	-	-	-	-	-	0	0	0
	2023	-	-	-	-	2	-	-	-	-	-	-	-	0	↔	2
<b>General Civil - Level 2</b>	2024	1	-	-	-	-	-	-	-	-	-	-	-	1	-86%	1
	2023	4	2	1	2	2	1	1	3	5	2	1	-	7	▼	24
<b>General Civil - Level 3</b>	2024	-	1	1	-	-	-	-	-	-	-	-	-	2	0%	2
	2023	1	-	1	1	1	1	-	2	2	1	-	-	2	↔	10
<b>Miscellaneous Civil</b>	2024	48	37	60	-	-	-	-	-	-	-	-	-	145	7%	145
	2023	46	36	54	43	34	31	32	42	51	34	22	8	136	▲	433
<b>Misdemeanor</b>	2024	8	1	19	-	-	-	-	-	-	-	-	-	28	12%	28
	2023	5	6	14	1	3	8	16	1	17	18	27	5	25	▲	121
<b>Other</b>	2024	15	11	17	-	-	-	-	-	-	-	-	-	43	330%	43
	2023	3	4	3	10	10	3	8	6	2	2	-	5	10	▲	56
<b>Other Criminally Related Matters</b>	2024	-	-	-	-	-	-	-	-	-	-	-	-	0	-100%	0
	2023	-	2	2	2	1	4	1	-	1	1	1	1	4	▼	16
<b>Probates/Wills &amp; Trusts - Level 2</b>	2024	-	-	1	-	-	-	-	-	-	-	-	-	1	1	1
	2023	-	-	-	-	-	-	1	-	-	1	1	-	0	↔	3
<b>Uncontested Divorce</b>	2024	2	1	3	-	-	-	-	-	-	-	-	-	6	-14%	6
	2023	2	3	2	1	1	3	-	3	1	4	-	1	7	▼	21

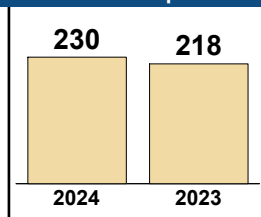
Dashboard

**Court:** Charlotte Circuit  
**Circuit/Court ID:** 10 210037  
**Start/End Date:** Jan-23 / Mar-24  
**Type of Case:** Dispositions  
**2023 Average Month:** 70  
**2024 Average Month:** 77  
**Jan-Mar 2023:** 218  
**Jan-Mar 2024 :** 230  
**Dispositions Trending:** ▲  
**Overall AVG. Month:** 72

Monthly Dispositions Summary



Jan --- Mar Dispositions



Dispositions by Division

Divisions		Jan	Feb	Mar	Apr	May	Jun	Jul	Aug	Sep	Oct	Nov	Dec	Thru Mar	% Change	Total
<b>Total</b>	2024	60	55	115	-	-	-	-	-	-	-	-	-	230	6%	230
	2023	87	60	71	60	50	27	46	84	68	69	93	130	218	▲	845
<b>Civil</b>	2024	7	5	7	-	-	-	-	-	-	-	-	-	19	-44%	19
	2023	17	6	11	8	8	2	11	8	13	6	15	10	34	▼	115
<b>Criminal</b>	2024	13	11	66	-	-	-	-	-	-	-	-	-	90	34%	90
	2023	32	22	13	29	11	12	11	38	18	35	35	33	67	▲	289
<b>Concealed Handgun Permits</b>	2024	15	23	27	-	-	-	-	-	-	-	-	-	65	-26%	65
	2023	31	22	35	17	17	10	13	27	21	17	32	12	88	▼	254
<b>Miscellaneous/ Other</b>	2024	24	16	15	-	-	-	-	-	-	-	-	-	55	90%	55
	2023	7	10	12	6	14	3	11	11	16	11	11	75	29	▲	187
<b>Others</b>	2024	1	-	-	-	-	-	-	-	-	-	-	-	1	1	1
	2023	-	-	-	-	-	-	-	-	-	-	-	-	0	↔	0

Dispositions by Case Category

Case Categories		Jan	Feb	Mar	Apr	May	Jun	Jul	Aug	Sep	Oct	Nov	Dec	Thru Mar	% Change	Total
<b>Administrative Law</b>	2024	-	-	-	-	-	-	-	-	-	-	-	-	0	0	0
	2023	-	-	-	-	-	-	2	-	-	-	-	-	0	↔	2
<b>Capital Murder</b>	2024	-	-	-	-	-	-	-	-	-	-	-	-	0	-100%	0
	2023	-	-	1	-	-	-	-	-	-	-	-	-	1	▼	1
<b>Contested Divorce</b>	2024	3	-	-	-	-	-	-	-	-	-	-	-	3	50%	3
	2023	-	1	1	1	1	-	-	1	-	-	1	2	2	▲	8
<b>Domestic and Family - Level 1</b>	2024	1	-	2	-	-	-	-	-	-	-	-	-	3	-57%	3
	2023	7	-	-	-	1	-	4	1	6	1	6	-	7	▼	26
<b>Domestic and Family - Level 2</b>	2024	-	-	-	-	-	-	-	-	-	-	-	-	0	-100%	0
	2023	3	-	2	-	1	-	1	1	1	-	-	-	5	▼	9
<b>Felonies and Related Matters</b>	2024	9	9	62	-	-	-	-	-	-	-	-	-	80	63%	80
	2023	22	17	10	25	9	8	7	28	11	31	29	28	49	▲	225
<b>General Civil - Level 1</b>	2024	-	-	-	-	-	-	-	-	-	-	-	-	0	-100%	0
	2023	1	-	-	1	-	-	-	-	-	-	-	-	1	▼	2
<b>General Civil - Level 2</b>	2024	-	1	-	-	-	-	-	-	-	-	-	-	1	-67%	1
	2023	1	2	-	1	-	2	-	1	2	3	2	2	3	▼	16
<b>General Civil - Level 3</b>	2024	2	2	1	-	-	-	-	-	-	-	-	-	5	150%	5
	2023	-	1	1	1	-	-	4	4	1	1	4	1	2	▲	18
<b>Miscellaneous Civil</b>	2024	19	30	33	-	-	-	-	-	-	-	-	-	82	-22%	82
	2023	32	30	43	18	26	12	19	33	32	22	41	19	105	▼	327
<b>Misdemeanor</b>	2024	5	-	3	-	-	-	-	-	-	-	-	-	8	-38%	8
	2023	8	4	1	3	2	2	4	10	5	4	6	3	13	▼	52
<b>Other</b>	2024	20	9	9	-	-	-	-	-	-	-	-	-	38	153%	38
	2023	7	2	6	5	5	1	5	5	5	6	2	68	15	▲	117
<b>Other Criminally Related Matters</b>	2024	-	2	1	-	-	-	-	-	-	-	-	-	3	-25%	3
	2023	2	1	1	1	-	2	-	-	3	-	1	2	4	▼	13
<b>Probates/Wills &amp; Trusts - Level 1</b>	2024	-	-	-	-	-	-	-	-	-	-	-	-	0	0	0
	2023	-	-	-	-	1	-	-	-	-	-	-	-	0	↔	1
<b>Probates/Wills &amp; Trusts - Level 2</b>	2024	-	-	-	-	-	-	-	-	-	-	-	-	0	-100%	0
	2023	1	-	1	-	-	-	-	-	1	1	-	1	2	▼	5
<b>Uncontested Divorce</b>	2024	1	2	4	-	-	-	-	-	-	-	-	-	7	-22%	7
	2023	3	2	4	4	4	-	-	-	1	-	1	4	9	▼	23

Dashboard		Monthly Dispositions Summary		Jan --- Mar Dispositions	
<p><b>Court:</b> Cumberland Circuit  <b>Start/End Date:</b> Jan-23 / Mar-24  <b>2023 Average Month:</b> 53  <b>Jan-Mar 2023:</b> 196  <b>Dispositions Trending:</b> ▼</p>	<p><b>Circuit/Court ID:</b> 10 210049  <b>Type of Case:</b> Dispositions  <b>2024 Average Month:</b> 59  <b>Jan-Mar 2024 :</b> 178  <b>Overall AVG. Month:</b> 54</p>	<p style="text-align: center; font-weight: bold;">Jan 23 - Mar 24</p>		<p style="text-align: center; font-weight: bold;">178      196</p> <p style="text-align: center;">2024      2023</p>	

Dispositions by Division																
Divisions		Jan	Feb	Mar	Apr	May	Jun	Jul	Aug	Sep	Oct	Nov	Dec	Thru Mar	% Change	Total
<b>Total</b>	2024	49	56	73	-	-	-	-	-	-	-	-	-	178	-9%	178
	2023	71	60	65	43	62	61	29	68	44	51	43	40	196	▼	637
<b>Civil</b>	2024	1	6	5	-	-	-	-	-	-	-	-	-	12	-40%	12
	2023	9	2	9	5	6	8	6	4	5	7	4	2	20	▼	67
<b>Criminal</b>	2024	12	10	27	-	-	-	-	-	-	-	-	-	49	-13%	49
	2023	27	7	22	13	34	20	7	31	13	17	12	4	56	▼	207
<b>Concealed Handgun Permits</b>	2024	24	23	27	-	-	-	-	-	-	-	-	-	74	-19%	74
	2023	24	41	26	19	17	17	10	24	18	19	20	23	91	▼	258
<b>Miscellaneous/ Other</b>	2024	12	17	14	-	-	-	-	-	-	-	-	-	43	48%	43
	2023	11	10	8	6	5	16	6	9	8	8	7	11	29	▲	105

Dispositions by Case Category																
Case Categories		Jan	Feb	Mar	Apr	May	Jun	Jul	Aug	Sep	Oct	Nov	Dec	Thru Mar	% Change	Total
<b>Contested Divorce</b>	2024	-	-	-	-	-	-	-	-	-	-	-	-	0	-100%	0
	2023	-	1	1	1	-	2	1	-	-	-	-	1	2	▼	7
<b>Domestic and Family - Level 1</b>	2024	-	4	3	-	-	-	-	-	-	-	-	-	7	7	7
	2023	-	-	-	-	-	-	1	-	2	1	-	-	0	↔	4
<b>Domestic and Family - Level 2</b>	2024	-	-	-	-	-	-	-	-	-	-	-	-	0	-100%	0
	2023	1	-	-	-	-	3	-	-	1	-	-	-	1	▼	5
<b>Felonies and Related Matters</b>	2024	12	7	21	-	-	-	-	-	-	-	-	-	40	33%	40
	2023	15	2	13	6	19	13	1	19	11	9	8	4	30	▲	120
<b>General Civil - Level 2</b>	2024	-	1	-	-	-	-	-	-	-	-	-	-	1	0%	1
	2023	1	-	-	-	1	2	1	-	1	1	-	-	1	↔	7
<b>General Civil - Level 3</b>	2024	-	1	-	-	-	-	-	-	-	-	-	-	1	-86%	1
	2023	4	-	3	2	2	1	2	-	-	-	1	-	7	▼	15
<b>Miscellaneous Civil</b>	2024	30	26	33	-	-	-	-	-	-	-	-	-	89	-19%	89
	2023	32	47	31	23	20	27	15	32	21	25	26	33	110	▼	332
<b>Misdemeanor</b>	2024	-	3	6	-	-	-	-	-	-	-	-	-	9	-57%	9
	2023	12	5	4	5	12	6	1	12	1	7	3	-	21	▼	68
<b>Other</b>	2024	6	13	8	-	-	-	-	-	-	-	-	-	27	170%	27
	2023	3	4	3	1	2	5	1	1	5	4	1	1	10	▲	31
<b>Other Criminally Related Matters</b>	2024	-	-	-	-	-	-	-	-	-	-	-	-	0	-100%	0
	2023	-	-	5	2	3	1	5	-	1	1	1	-	5	▼	19
<b>Probates/Wills &amp; Trusts - Level 2</b>	2024	-	-	1	-	-	-	-	-	-	-	-	-	1	0%	1
	2023	-	-	1	-	-	-	-	-	-	1	-	-	1	↔	2
<b>Uncontested Divorce</b>	2024	1	1	1	-	-	-	-	-	-	-	-	-	3	-63%	3
	2023	3	1	4	3	3	1	1	4	1	2	3	1	8	▼	27

Dashboard		Monthly Dispositions Summary		Jan --- Mar Dispositions	
<p><b>Court:</b> Halifax Circuit  <b>Start/End Date:</b> Jan-23 / Mar-24  <b>2023 Average Month:</b> 193  <b>Jan-Mar 2023:</b> 602  <b>Dispositions Trending:</b> ▲</p>	<p><b>Circuit/Court ID:</b> 10 210083  <b>Type of Case:</b> Dispositions  <b>2024 Average Month:</b> 226  <b>Jan-Mar 2024 :</b> 679  <b>Overall AVG. Month:</b> 199</p>	<p>Jan 23 - Mar 24</p>		<p>679 (2024) vs 602 (2023)</p>	

Dispositions by Division																
Divisions		Jan	Feb	Mar	Apr	May	Jun	Jul	Aug	Sep	Oct	Nov	Dec	Thru Mar	% Change	Total
<b>Total</b>	2024	223	198	258	-	-	-	-	-	-	-	-	-	679	13%	679
	2023	192	208	202	216	165	220	210	186	122	143	268	181	602	▲	2,313
<b>Civil</b>	2024	21	12	33	-	-	-	-	-	-	-	-	-	66	18%	66
	2023	14	17	25	20	18	20	25	22	7	14	16	16	56	▲	214
<b>Criminal</b>	2024	114	106	124	-	-	-	-	-	-	-	-	-	344	80%	344
	2023	46	82	63	111	77	98	93	64	67	53	173	103	191	▲	1,030
<b>Concealed Handgun Permits</b>	2024	72	62	67	-	-	-	-	-	-	-	-	-	201	-25%	201
	2023	104	82	81	50	51	62	58	65	37	67	67	51	267	▼	775
<b>Miscellaneous/ Other</b>	2024	16	18	34	-	-	-	-	-	-	-	-	-	68	-23%	68
	2023	28	27	33	35	19	40	34	35	11	9	11	9	88	▼	291
<b>Others</b>	2024	-	-	-	-	-	-	-	-	-	-	-	-	0	0	0
	2023	-	-	-	-	-	-	-	-	-	-	-	1	2	0	↔

Dispositions by Case Category																
Case Categories		Jan	Feb	Mar	Apr	May	Jun	Jul	Aug	Sep	Oct	Nov	Dec	Thru Mar	% Change	Total
<b>Administrative Law</b>	2024	-	-	-	-	-	-	-	-	-	-	-	-	0	0	0
	2023	-	-	-	2	1	-	1	-	1	-	-	-	-	0	↔
<b>Contested Divorce</b>	2024	3	3	5	-	-	-	-	-	-	-	-	-	11	38%	11
	2023	-	4	4	4	3	7	4	1	1	1	-	5	8	▲	34
<b>Domestic and Family - Level 1</b>	2024	3	1	6	-	-	-	-	-	-	-	-	-	10	900%	10
	2023	-	1	-	-	2	1	1	1	-	1	1	-	1	▲	8
<b>Domestic and Family - Level 2</b>	2024	1	-	5	-	-	-	-	-	-	-	-	-	6	100%	6
	2023	2	-	1	2	-	-	3	-	-	4	-	-	3	▲	12
<b>Felonies and Related Matters</b>	2024	74	86	67	-	-	-	-	-	-	-	-	-	227	89%	227
	2023	28	56	36	75	51	54	61	36	40	38	144	29	120	▲	648
<b>General Civil - Level 1</b>	2024	-	-	1	-	-	-	-	-	-	-	-	-	1	-50%	1
	2023	1	-	1	-	-	-	-	-	-	-	-	-	2	▼	2
<b>General Civil - Level 2</b>	2024	3	2	3	-	-	-	-	-	-	-	-	-	8	-33%	8
	2023	2	2	8	3	6	4	4	4	-	-	7	1	12	▼	41
<b>General Civil - Level 3</b>	2024	5	2	10	-	-	-	-	-	-	-	-	-	17	13%	17
	2023	10	1	4	3	-	2	6	7	1	4	2	4	15	▲	44
<b>Miscellaneous Civil</b>	2024	85	73	83	-	-	-	-	-	-	-	-	-	241	-16%	241
	2023	111	87	90	61	59	73	72	71	47	76	77	59	288	▼	883
<b>Misdemeanor</b>	2024	40	18	46	-	-	-	-	-	-	-	-	-	104	73%	104
	2023	18	17	25	35	17	34	27	16	21	7	27	74	60	▲	318
<b>Other</b>	2024	5	6	16	-	-	-	-	-	-	-	-	-	27	-58%	27
	2023	19	22	23	23	10	28	19	29	-	-	2	2	64	▼	177
<b>Other Criminally Related Matters</b>	2024	1	3	11	-	-	-	-	-	-	-	-	-	15	15%	15
	2023	-	11	2	1	11	10	5	12	6	8	2	-	13	▲	68
<b>Probates/Wills &amp; Trusts - Level 1</b>	2024	-	-	-	-	-	-	-	-	-	-	-	-	0	0	0
	2023	-	-	-	-	-	-	-	-	-	1	-	-	0	↔	1
<b>Probates/Wills &amp; Trusts - Level 2</b>	2024	1	1	-	-	-	-	-	-	-	-	-	-	2	100%	2
	2023	-	1	-	-	-	1	1	1	1	-	1	2	1	▲	8
<b>Protective Orders</b>	2024	-	-	1	-	-	-	-	-	-	-	-	-	1	1	1
	2023	-	-	-	-	1	-	-	-	-	-	-	-	0	↔	1
<b>Uncontested Divorce</b>	2024	2	3	4	-	-	-	-	-	-	-	-	-	9	-40%	9
	2023	1	6	8	7	4	6	6	8	4	3	5	5	15	▼	63

This report reflects data in the case management system. Numbers will update accordingly as reports are refreshed and posted.




Dashboard

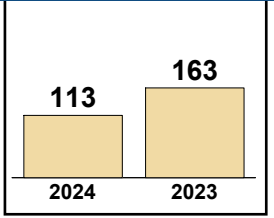
**Court:** Lunenburg Circuit  
**Start/End Date:** Jan-23 / Mar-24  
**2023 Average Month:** 46  
**Jan-Mar 2023:** 163  
**Dispositions Trending:** ▼

**Circuit/Court ID:** 10 210111  
**Type of Case:** Dispositions  
**2024 Average Month:** 38  
**Jan-Mar 2024 :** 113  
**Overall AVG. Month:** 44

Monthly Dispositions Summary



Jan --- Mar Dispositions



Dispositions by Division

Divisions		Jan	Feb	Mar	Apr	May	Jun	Jul	Aug	Sep	Oct	Nov	Dec	Thru Mar	% Change	Total
<b>Total</b>	2024	34	47	32	-	-	-	-	-	-	-	-	-	113	-31%	113
	2023	66	54	43	57	50	13	45	53	42	45	44	40	163	▼	552
<b>Civil</b>	2024	-	-	-	-	-	-	-	-	-	-	-	-	0	-100%	0
	2023	2	-	-	1	1	-	1	1	-	-	-	1	2	▼	7
<b>Criminal</b>	2024	14	21	14	-	-	-	-	-	-	-	-	-	49	-36%	49
	2023	27	35	14	29	32	3	18	22	29	32	19	26	76	▼	286
<b>Concealed Handgun Permits</b>	2024	15	26	18	-	-	-	-	-	-	-	-	-	59	-30%	59
	2023	36	19	29	27	12	10	26	26	13	13	24	13	84	▼	248
<b>Miscellaneous/ Other</b>	2024	5	-	-	-	-	-	-	-	-	-	-	-	5	400%	5
	2023	1	-	-	-	5	-	-	4	-	-	-	1	1	▲	11

Dispositions by Case Category

Case Categories		Jan	Feb	Mar	Apr	May	Jun	Jul	Aug	Sep	Oct	Nov	Dec	Thru Mar	% Change	Total
<b>Domestic and Family - Level 1</b>	2024	-	-	-	-	-	-	-	-	-	-	-	-	0	-100%	0
	2023	1	-	-	-	-	-	-	-	-	-	-	-	1	▼	1
<b>Domestic and Family - Level 2</b>	2024	-	-	-	-	-	-	-	-	-	-	-	-	0	0	0
	2023	-	-	-	1	-	-	-	-	-	-	-	-	0	↔	1
<b>Felonies and Related Matters</b>	2024	8	19	13	-	-	-	-	-	-	-	-	-	40	-35%	40
	2023	22	27	13	26	27	3	18	16	27	32	14	18	62	▼	243
<b>General Civil - Level 1</b>	2024	-	-	-	-	-	-	-	-	-	-	-	-	0	0	0
	2023	-	-	-	-	1	-	-	-	-	-	-	-	0	↔	1
<b>General Civil - Level 2</b>	2024	-	-	-	-	-	-	-	-	-	-	-	-	0	-100%	0
	2023	1	-	-	-	2	-	-	2	-	-	-	-	1	▼	5
<b>General Civil - Level 3</b>	2024	1	-	-	-	-	-	-	-	-	-	-	-	1	1	1
	2023	-	-	-	-	2	-	-	1	-	-	-	-	0	↔	3
<b>Miscellaneous Civil</b>	2024	19	26	18	-	-	-	-	-	-	-	-	-	63	-25%	63
	2023	36	19	29	27	13	10	26	27	13	13	24	14	84	▼	251
<b>Misdemeanor</b>	2024	5	2	1	-	-	-	-	-	-	-	-	-	8	-27%	8
	2023	4	7	-	3	5	-	-	6	1	-	5	5	11	▼	36
<b>Other Criminally Related Matters</b>	2024	1	-	-	-	-	-	-	-	-	-	-	-	1	-67%	1
	2023	1	1	1	-	-	-	-	-	1	-	-	3	3	▼	7
<b>Probates/Wills &amp; Trusts - Level 1</b>	2024	-	-	-	-	-	-	-	-	-	-	-	-	0	-100%	0
	2023	1	-	-	-	-	-	-	-	-	-	-	-	1	▼	1
<b>Uncontested Divorce</b>	2024	-	-	-	-	-	-	-	-	-	-	-	-	0	0	0
	2023	-	-	-	-	-	-	1	1	-	-	1	-	0	↔	3

# CPSS-CCMS-10.11 CASELOAD STATISTICS OF THE CIRCUIT COURTS

Mecklenburg

January 2023 -- March 2024 Dispositions


Alexandria and Fairfax Circuit are not Included in State Totals

## Dashboard

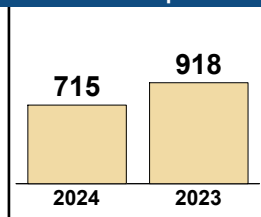
**Court:** Mecklenburg Circuit  
**Start/End Date:** Jan-23 / Mar-24  
**2023 Average Month:** 254  
**Jan-Mar 2023:** 918  
**Dispositions Trending:** ▼

**Circuit/Court ID:** 10 210117  
**Type of Case:** Dispositions  
**2024 Average Month:** 238  
**Jan-Mar 2024 :** 715  
**Overall AVG. Month:** 251

## Monthly Dispositions Summary



## Jan --- Mar Dispositions



## Dispositions by Division

Divisions	Jan	Feb	Mar	Apr	May	Jun	Jul	Aug	Sep	Oct	Nov	Dec	Thru Mar	% Change	Total
<b>Total</b>	235	266	214	-	-	-	-	-	-	-	-	-	715	-22%	715
2023	319	222	377	272	294	290	148	217	263	243	217	189	918	▼	3,051
<b>Civil</b>	34	36	35	-	-	-	-	-	-	-	-	-	105	-30%	105
2023	35	33	83	45	41	49	39	36	46	33	34	42	151	▼	516
<b>Criminal</b>	113	105	92	-	-	-	-	-	-	-	-	-	310	-17%	310
2023	146	63	165	100	133	141	65	78	140	105	114	73	374	▼	1,323
<b>Concealed Handgun Permits</b>	55	81	61	-	-	-	-	-	-	-	-	-	197	-23%	197
2023	99	84	74	88	76	63	19	69	40	68	47	34	257	▼	761
<b>Miscellaneous/ Other</b>	32	43	24	-	-	-	-	-	-	-	-	-	99	-26%	99
2023	38	40	55	39	44	37	25	34	36	37	22	40	133	▼	447
<b>Others</b>	1	1	2	-	-	-	-	-	-	-	-	-	4	33%	4
2023	1	2	-	-	-	-	-	-	1	-	-	-	3	▲	4

## Dispositions by Case Category

Case Categories	Jan	Feb	Mar	Apr	May	Jun	Jul	Aug	Sep	Oct	Nov	Dec	Thru Mar	% Change	Total
<b>Administrative Law</b>	-	-	1	-	-	-	-	-	-	-	-	-	1	0%	1
2023	-	1	-	-	-	-	-	1	-	1	-	-	1	↔	3
<b>Capital Murder</b>	-	-	-	-	-	-	-	-	-	-	-	-	0	-100%	0
2023	-	1	6	-	-	6	-	-	-	-	-	-	7	▼	13
<b>Contested Divorce</b>	11	10	13	-	-	-	-	-	-	-	-	-	34	21%	34
2023	7	8	13	17	13	12	9	8	11	6	5	7	28	▲	116
<b>Domestic and Family - Level 1</b>	1	4	-	-	-	-	-	-	-	-	-	-	5	-67%	5
2023	6	4	5	3	2	3	4	3	12	5	9	2	15	▼	58
<b>Domestic and Family - Level 2</b>	2	1	2	-	-	-	-	-	-	-	-	-	5	0%	5
2023	3	1	1	-	-	1	-	2	1	-	1	-	5	↔	10
<b>Felonies and Related Matters</b>	78	72	46	-	-	-	-	-	-	-	-	-	196	-16%	196
2023	106	42	86	86	67	98	39	52	106	66	82	55	234	▼	885
<b>General Civil - Level 1</b>	-	1	1	-	-	-	-	-	-	-	-	-	2	2	2
2023	1	-	-	-	-	2	1	1	-	-	-	-	0	↔	4
<b>General Civil - Level 2</b>	1	5	1	-	-	-	-	-	-	-	-	-	7	-13%	7
2023	3	2	3	1	1	5	4	4	3	1	3	9	8	▼	39
<b>General Civil - Level 3</b>	-	4	3	-	-	-	-	-	-	-	-	-	7	-79%	7
2023	-	-	34	4	3	3	1	1	1	1	1	5	34	▼	54
<b>Miscellaneous Civil</b>	62	93	69	-	-	-	-	-	-	-	-	-	224	-23%	224
2023	111	90	91	107	88	79	25	84	56	83	51	62	292	▼	927
<b>Misdemeanor</b>	25	22	43	-	-	-	-	-	-	-	-	-	90	-23%	90
2023	38	17	62	14	35	33	17	21	30	36	28	18	117	▼	349
<b>Other</b>	27	25	15	-	-	-	-	-	-	-	-	-	67	-33%	67
2023	27	36	37	19	31	18	15	19	19	22	17	12	100	▼	272
<b>Other Criminally Related Matters</b>	10	11	3	-	-	-	-	-	-	-	-	-	24	50%	24
2023	2	3	11	-	32	4	9	5	4	3	4	-	16	▲	77
<b>Probates/Wills &amp; Trusts - Level 1</b>	-	-	-	-	-	-	-	-	-	-	-	-	0	-100%	0
2023	1	-	2	-	1	1	-	2	1	-	-	-	3	▼	8
<b>Probates/Wills &amp; Trusts - Level 2</b>	-	4	1	-	-	-	-	-	-	-	-	-	5	-17%	5
2023	1	2	3	-	-	1	1	-	-	-	-	5	6	▼	13
<b>Protective Orders</b>	-	-	-	-	-	-	-	-	-	-	-	-	0	0	0
2023	-	-	-	-	1	-	-	-	-	-	-	-	0	↔	1
<b>Uncontested Divorce</b>	18	14	16	-	-	-	-	-	-	-	-	-	48	-8%	48
2023	14	15	23	21	20	24	23	14	19	19	16	14	52	▼	222

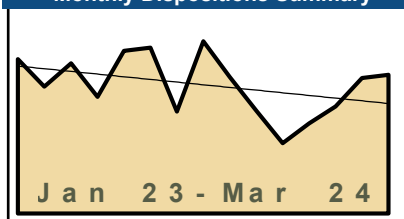
This report reflects data in the case management system. Numbers will update accordingly as reports are refreshed and posted.

Dashboard

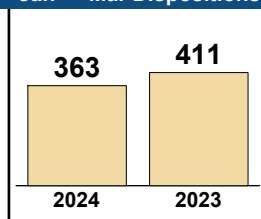
**Court:** Prince Edward Circuit  
**Start/End Date:** Jan-23 / Mar-24  
**2023 Average Month:** 123  
**Jan-Mar 2023:** 411  
**Dispositions Trending:** ▼

**Circuit/Court ID:** 10 210147  
**Type of Case:** Dispositions  
**2024 Average Month:** 121  
**Jan-Mar 2024 :** 363  
**Overall AVG. Month:** 123

Monthly Dispositions Summary



Jan --- Mar Dispositions



Dispositions by Division

Divisions		Jan	Feb	Mar	Apr	May	Jun	Jul	Aug	Sep	Oct	Nov	Dec	Thru Mar	% Change	Total
<b>Total</b>	2024	102	129	132	-	-	-	-	-	-	-	-	-	363	-12%	363
	2023	147	121	143	111	155	158	97	164	130	98	67	86	411	▼	1,477
<b>Civil</b>	2024	12	19	7	-	-	-	-	-	-	-	-	-	38	31%	38
	2023	15	6	8	6	8	26	13	7	11	10	6	7	29	▲	123
<b>Criminal</b>	2024	30	56	83	-	-	-	-	-	-	-	-	-	169	-13%	169
	2023	66	49	79	58	94	74	44	101	81	40	27	43	194	▼	756
<b>Concealed Handgun Permits</b>	2024	36	32	20	-	-	-	-	-	-	-	-	-	88	-25%	88
	2023	30	53	35	28	28	21	14	32	22	36	21	24	118	▼	344
<b>Miscellaneous/ Other</b>	2024	24	22	22	-	-	-	-	-	-	-	-	-	68	-3%	68
	2023	36	13	21	19	25	37	26	24	16	12	13	12	70	▼	254

Dispositions by Case Category

Case Categories		Jan	Feb	Mar	Apr	May	Jun	Jul	Aug	Sep	Oct	Nov	Dec	Thru Mar	% Change	Total
<b>Administrative Law</b>	2024	-	-	1	-	-	-	-	-	-	-	-	-	0	-100%	0
	2023	-	-	-	1	-	-	-	-	-	-	-	-	1	▼	1
<b>Capital Murder</b>	2024	-	-	-	-	-	-	-	-	-	-	-	-	0	-100%	0
	2023	1	-	-	-	-	1	-	-	-	-	-	-	1	▼	2
<b>Contested Divorce</b>	2024	-	-	2	-	-	-	-	-	-	-	-	-	2	-67%	2
	2023	1	2	3	-	2	1	2	1	1	1	-	2	6	▼	16
<b>Domestic and Family - Level 1</b>	2024	2	3	-	-	-	-	-	-	-	-	-	-	5	25%	5
	2023	3	1	-	2	-	-	-	2	-	1	2	1	4	▲	13
<b>Domestic and Family - Level 2</b>	2024	-	-	1	-	-	-	-	-	-	-	-	-	1	1	1
	2023	-	-	-	-	-	-	-	-	-	-	-	-	0	↔	0
<b>Felonies and Related Matters</b>	2024	19	38	59	-	-	-	-	-	-	-	-	-	116	-14%	116
	2023	45	36	54	50	80	50	24	46	63	25	21	27	135	▼	521
<b>General Civil - Level 1</b>	2024	-	1	1	-	-	-	-	-	-	-	-	-	2	100%	2
	2023	-	-	1	-	-	-	-	-	-	-	-	1	1	▲	2
<b>General Civil - Level 2</b>	2024	6	8	1	-	-	-	-	-	-	-	-	-	15	400%	15
	2023	1	1	1	-	2	9	1	2	2	1	1	1	3	▲	22
<b>General Civil - Level 3</b>	2024	2	1	2	-	-	-	-	-	-	-	-	-	5	0%	5
	2023	3	1	1	-	-	8	1	2	-	2	-	1	5	↔	19
<b>Miscellaneous Civil</b>	2024	44	41	34	-	-	-	-	-	-	-	-	-	119	-11%	119
	2023	36	56	42	36	36	38	25	44	31	42	22	25	134	▼	433
<b>Misdemeanor</b>	2024	11	11	21	-	-	-	-	-	-	-	-	-	43	-22%	43
	2023	17	13	25	8	14	19	17	53	15	13	5	11	55	▼	210
<b>Other</b>	2024	14	13	7	-	-	-	-	-	-	-	-	-	34	-36%	34
	2023	30	9	14	11	17	16	17	12	8	7	13	10	53	▼	164
<b>Other Criminally Related Matters</b>	2024	-	7	3	-	-	-	-	-	-	-	-	-	10	233%	10
	2023	3	-	-	-	-	5	3	2	3	2	1	5	3	▲	24
<b>Probates/Wills &amp; Trusts - Level 1</b>	2024	-	-	-	-	-	-	-	-	-	-	-	-	0	-100%	0
	2023	1	-	-	-	-	-	-	-	-	-	-	-	1	▼	1
<b>Probates/Wills &amp; Trusts - Level 2</b>	2024	1	2	-	-	-	-	-	-	-	-	-	-	3	50%	3
	2023	1	1	-	-	1	1	-	-	1	-	-	1	2	▲	6
<b>Protective Orders</b>	2024	-	-	-	-	-	-	-	-	-	-	-	-	0	-100%	0
	2023	1	-	-	-	-	-	-	-	1	-	-	2	1	▼	4
<b>Uncontested Divorce</b>	2024	3	4	1	-	-	-	-	-	-	-	-	-	8	33%	8
	2023	4	1	1	4	3	10	5	2	4	3	2	-	6	▲	39

Dashboard		Monthly Dispositions Summary		Jan --- Mar Dispositions					
<p><b>Court:</b> Amelia Circuit  <b>Start/End Date:</b> Jan-23 / Mar-24  <b>2023 Average Month:</b> 75  <b>Jan-Mar 2023:</b> 273  <b>Dispositions Trending:</b> ▼</p>	<p><b>Circuit/Court ID:</b> 11 211007  <b>Type of Case:</b> Dispositions  <b>2024 Average Month:</b> 88  <b>Jan-Mar 2024 :</b> 264  <b>Overall AVG. Month:</b> 78</p>	<p>Jan 23 - Mar 24</p>		<table border="1" style="margin: auto;"> <tr> <td style="text-align: center; width: 50px;">264</td> <td style="text-align: center; width: 50px;">273</td> </tr> <tr> <td style="text-align: center;">2024</td> <td style="text-align: center;">2023</td> </tr> </table>		264	273	2024	2023
264	273								
2024	2023								

Dispositions by Division																
Divisions		Jan	Feb	Mar	Apr	May	Jun	Jul	Aug	Sep	Oct	Nov	Dec	Thru Mar	% Change	Total
<b>Total</b>	2024	95	80	89	-	-	-	-	-	-	-	-	-	264	-3%	264
	2023	59	101	113	88	39	133	51	75	33	69	90	54	273	▼	905
<b>Civil</b>	2024	6	4	10	-	-	-	-	-	-	-	-	-	20	-20%	20
	2023	6	10	9	10	5	19	6	12	1	8	4	11	25	▼	101
<b>Criminal</b>	2024	21	19	27	-	-	-	-	-	-	-	-	-	67	-13%	67
	2023	18	29	30	38	7	64	5	25	6	30	32	14	77	▼	298
<b>Concealed Handgun Permits</b>	2024	61	36	37	-	-	-	-	-	-	-	-	-	134	2%	134
	2023	26	47	58	31	22	33	32	27	22	19	50	16	131	▲	383
<b>Miscellaneous/ Other</b>	2024	6	21	15	-	-	-	-	-	-	-	-	-	42	5%	42
	2023	9	15	16	9	5	17	8	11	4	12	4	13	40	▲	123
<b>Others</b>	2024	1	-	-	-	-	-	-	-	-	-	-	-	1	1	1
	2023	-	-	-	-	-	-	-	-	-	-	-	-	0	↔	0

Dispositions by Case Category																
Case Categories		Jan	Feb	Mar	Apr	May	Jun	Jul	Aug	Sep	Oct	Nov	Dec	Thru Mar	% Change	Total
<b>Administrative Law</b>	2024	-	-	-	-	-	-	-	-	-	-	-	-	0	0	0
	2023	-	-	-	-	-	-	-	1	-	-	-	-	0	↔	1
<b>Contested Divorce</b>	2024	1	-	1	-	-	-	-	-	-	-	-	-	2	100%	2
	2023	-	1	-	1	1	6	-	2	-	-	-	2	1	▲	13
<b>Domestic and Family - Level 1</b>	2024	-	-	1	-	-	-	-	-	-	-	-	-	1	1	1
	2023	-	-	-	1	-	1	3	-	-	-	-	3	0	↔	8
<b>Domestic and Family - Level 2</b>	2024	-	-	-	-	-	-	-	-	-	-	-	-	0	-100%	0
	2023	1	-	1	-	-	-	-	-	-	-	-	-	2	▼	2
<b>Felonies and Related Matters</b>	2024	14	10	18	-	-	-	-	-	-	-	-	-	42	-13%	42
	2023	14	16	18	33	3	53	2	12	3	25	21	8	48	▼	208
<b>General Civil - Level 1</b>	2024	-	-	-	-	-	-	-	-	-	-	-	-	0	0	0
	2023	-	-	-	-	-	-	-	1	-	-	-	-	0	↔	1
<b>General Civil - Level 2</b>	2024	-	-	2	-	-	-	-	-	-	-	-	-	2	-85%	2
	2023	2	5	6	1	1	4	2	5	1	1	2	4	13	▼	34
<b>General Civil - Level 3</b>	2024	3	2	4	-	-	-	-	-	-	-	-	-	9	29%	9
	2023	4	2	1	1	-	1	1	-	-	3	-	2	7	▲	15
<b>Miscellaneous Civil</b>	2024	64	47	49	-	-	-	-	-	-	-	-	-	160	10%	160
	2023	31	53	61	37	26	45	38	33	26	28	51	25	145	▲	454
<b>Misdemeanor</b>	2024	6	9	8	-	-	-	-	-	-	-	-	-	23	-21%	23
	2023	4	12	13	5	3	14	2	13	2	5	10	4	29	▼	87
<b>Other</b>	2024	2	9	1	-	-	-	-	-	-	-	-	-	12	-29%	12
	2023	2	5	10	5	-	5	1	5	-	2	3	2	17	▼	40
<b>Other Criminally Related Matters</b>	2024	1	-	1	-	-	-	-	-	-	-	-	-	2	0%	2
	2023	-	1	1	-	1	1	1	1	1	-	1	2	2	↔	10
<b>Probates/Wills &amp; Trusts - Level 1</b>	2024	-	-	1	-	-	-	-	-	-	-	-	-	1	1	1
	2023	-	-	-	-	-	-	-	-	-	1	-	-	0	↔	1
<b>Probates/Wills &amp; Trusts - Level 2</b>	2024	-	-	1	-	-	-	-	-	-	-	-	-	1	-67%	1
	2023	-	1	2	-	-	-	-	-	-	3	-	1	3	▼	7
<b>Uncontested Divorce</b>	2024	4	3	2	-	-	-	-	-	-	-	-	-	9	50%	9
	2023	1	5	-	4	4	3	1	2	-	1	2	1	6	▲	24


This report reflects data in the case management system. Numbers will update accordingly as reports are refreshed and posted.

Dashboard

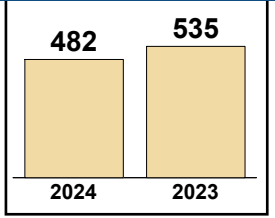
**Court:** Dinwiddie Circuit  
**Start/End Date:** Jan-23 / Mar-24  
**2023 Average Month:** 147  
**Jan-Mar 2023:** 535  
**Dispositions Trending:** ▼

**Circuit/Court ID:** 11 211053  
**Type of Case:** Dispositions  
**2024 Average Month:** 161  
**Jan-Mar 2024 :** 482  
**Overall AVG. Month:** 149

Monthly Dispositions Summary



Jan --- Mar Dispositions



Dispositions by Division

Divisions		Jan	Feb	Mar	Apr	May	Jun	Jul	Aug	Sep	Oct	Nov	Dec	Thru Mar	% Change	Total
<b>Total</b>	2024	164	141	177	-	-	-	-	-	-	-	-	-	482	-10%	482
	2023	161	147	227	191	138	136	118	147	100	118	153	124	535	▼	1,760
<b>Civil</b>	2024	32	22	17	-	-	-	-	-	-	-	-	-	71	3%	71
	2023	14	26	29	22	16	13	17	28	13	23	17	16	69	▲	234
<b>Criminal</b>	2024	59	49	67	-	-	-	-	-	-	-	-	-	175	-8%	175
	2023	71	51	68	74	54	65	42	31	43	27	61	47	190	▼	634
<b>Concealed Handgun Permits</b>	2024	60	62	81	-	-	-	-	-	-	-	-	-	203	-15%	203
	2023	65	55	120	74	55	46	40	68	38	54	64	46	240	▼	725
<b>Miscellaneous/ Other</b>	2024	13	8	12	-	-	-	-	-	-	-	-	-	33	-8%	33
	2023	11	15	10	21	13	12	19	20	6	14	10	15	36	▼	166
<b>Others</b>	2024	-	-	-	-	-	-	-	-	-	-	-	-	0	0	0
	2023	-	-	-	-	-	-	-	-	-	-	1	-	0	↔	1


Dispositions by Case Category

Case Categories		Jan	Feb	Mar	Apr	May	Jun	Jul	Aug	Sep	Oct	Nov	Dec	Thru Mar	% Change	Total
<b>Capital Murder</b>	2024	-	-	-	-	-	-	-	-	-	-	-	-	0	0	0
	2023	-	-	-	-	-	-	-	-	-	1	-	-	0	↔	1
<b>Contested Divorce</b>	2024	2	5	1	-	-	-	-	-	-	-	-	-	8	0%	8
	2023	3	4	1	1	4	1	1	-	1	1	-	2	8	↔	19
<b>Domestic and Family - Level 1</b>	2024	4	1	1	-	-	-	-	-	-	-	-	-	6	-50%	6
	2023	4	1	7	1	-	1	2	7	2	-	-	2	12	▼	27
<b>Domestic and Family - Level 2</b>	2024	3	-	-	-	-	-	-	-	-	-	-	-	3	-57%	3
	2023	1	1	5	1	2	1	3	1	1	7	2	1	7	▼	26
<b>Felonies and Related Matters</b>	2024	30	15	42	-	-	-	-	-	-	-	-	-	87	-24%	87
	2023	44	35	35	52	27	37	20	22	14	9	33	26	114	▼	354
<b>General Civil - Level 1</b>	2024	-	-	1	-	-	-	-	-	-	-	-	-	1	1	1
	2023	-	-	-	-	-	-	-	-	-	-	-	2	0	↔	2
<b>General Civil - Level 2</b>	2024	9	6	4	-	-	-	-	-	-	-	-	-	19	111%	19
	2023	2	3	4	5	3	3	5	7	4	7	3	3	9	▲	49
<b>General Civil - Level 3</b>	2024	6	-	4	-	-	-	-	-	-	-	-	-	10	0%	10
	2023	1	5	4	12	3	3	1	5	-	1	6	5	10	↔	46
<b>Miscellaneous Civil</b>	2024	75	71	92	-	-	-	-	-	-	-	-	-	238	-13%	238
	2023	73	69	132	94	67	57	60	87	45	69	73	60	274	▼	886
<b>Misdemeanor</b>	2024	22	25	19	-	-	-	-	-	-	-	-	-	66	16%	66
	2023	20	11	26	21	23	23	13	10	24	11	26	16	57	▲	224
<b>Other</b>	2024	-	1	1	-	-	-	-	-	-	-	-	-	2	-33%	2
	2023	-	3	-	-	-	-	-	-	1	1	2	1	3	▼	8
<b>Other Criminally Related Matters</b>	2024	7	9	6	-	-	-	-	-	-	-	-	-	22	0%	22
	2023	7	7	8	1	4	5	9	2	5	6	2	5	22	↔	61
<b>Probates/Wills &amp; Trusts - Level 1</b>	2024	-	1	-	-	-	-	-	-	-	-	-	-	1	1	1
	2023	-	-	-	-	-	-	-	-	-	-	-	-	0	↔	0
<b>Probates/Wills &amp; Trusts - Level 2</b>	2024	-	2	2	-	-	-	-	-	-	-	-	-	4	100%	4
	2023	-	2	-	-	-	3	-	1	-	1	-	-	2	▲	7
<b>Uncontested Divorce</b>	2024	6	5	4	-	-	-	-	-	-	-	-	-	15	-12%	15
	2023	6	6	5	3	5	2	4	5	3	4	6	1	17	▼	50

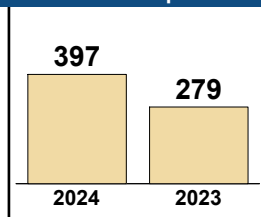
Dashboard

**Court:** Nottoway Circuit  
**Circuit/Court ID:** 11 211135  
**Start/End Date:** Jan-23 / Mar-24  
**Type of Case:** Dispositions  
**2023 Average Month:** 92  
**2024 Average Month:** 132  
**Jan-Mar 2023:** 279  
**Jan-Mar 2024 :** 397  
**Dispositions Trending:** ▲  
**Overall AVG. Month:** 100

Monthly Dispositions Summary



Jan --- Mar Dispositions



Dispositions by Division

Divisions		Jan	Feb	Mar	Apr	May	Jun	Jul	Aug	Sep	Oct	Nov	Dec	Thru Mar	% Change	Total
<b>Total</b>	2024	124	128	145	-	-	-	-	-	-	-	-	-	397	42%	397
	2023	74	72	133	73	117	130	68	113	116	85	64	62	279	▲	1,107
<b>Civil</b>	2024	12	30	44	-	-	-	-	-	-	-	-	-	86	115%	86
	2023	16	10	14	6	15	12	22	12	15	10	13	6	40	▲	151
<b>Criminal</b>	2024	61	64	41	-	-	-	-	-	-	-	-	-	166	100%	166
	2023	15	20	48	31	65	75	12	57	66	30	12	28	83	▲	459
<b>Concealed Handgun Permits</b>	2024	38	24	41	-	-	-	-	-	-	-	-	-	103	-5%	103
	2023	31	29	48	25	25	34	19	30	17	29	19	21	108	▼	327
<b>Miscellaneous/ Other</b>	2024	13	10	19	-	-	-	-	-	-	-	-	-	42	-11%	42
	2023	11	13	23	10	12	9	15	14	18	16	20	7	47	▼	168
<b>Others</b>	2024	-	-	-	-	-	-	-	-	-	-	-	-	0	-100%	0
	2023	1	-	-	1	-	-	-	-	-	-	-	-	1	▼	2

Dispositions by Case Category

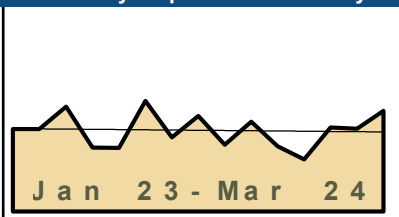
Case Categories		Jan	Feb	Mar	Apr	May	Jun	Jul	Aug	Sep	Oct	Nov	Dec	Thru Mar	% Change	Total
<b>Administrative Law</b>	2024	-	-	1	-	-	-	-	-	-	-	-	-	1	1	1
	2023	-	-	-	1	-	-	-	-	-	-	-	1	0	↔	2
<b>Capital Murder</b>	2024	-	-	-	-	-	-	-	-	-	-	-	-	0	0	0
	2023	-	-	-	-	-	-	-	-	1	-	-	-	0	↔	1
<b>Contested Divorce</b>	2024	1	-	1	-	-	-	-	-	-	-	-	-	2	-33%	2
	2023	1	1	1	1	1	1	-	3	1	-	1	-	3	▼	11
<b>Domestic and Family - Level 1</b>	2024	1	1	4	-	-	-	-	-	-	-	-	-	6	6	6
	2023	-	-	-	-	-	-	5	-	6	1	-	-	0	↔	12
<b>Domestic and Family - Level 2</b>	2024	5	18	21	-	-	-	-	-	-	-	-	-	44	780%	44
	2023	2	3	-	1	4	2	-	5	1	-	-	2	5	▲	20
<b>Felonies and Related Matters</b>	2024	39	34	28	-	-	-	-	-	-	-	-	-	101	106%	101
	2023	11	11	27	22	29	59	7	37	55	21	8	22	49	▲	309
<b>General Civil - Level 1</b>	2024	-	-	-	-	-	-	-	-	-	-	-	-	0	0	0
	2023	-	-	-	-	-	-	1	-	-	-	-	-	0	↔	1
<b>General Civil - Level 2</b>	2024	2	3	8	-	-	-	-	-	-	-	-	-	13	86%	13
	2023	2	-	5	1	1	4	3	3	4	2	5	2	7	▲	32
<b>General Civil - Level 3</b>	2024	3	5	6	-	-	-	-	-	-	-	-	-	14	27%	14
	2023	3	4	4	2	3	1	9	1	1	1	5	1	11	▲	35
<b>Miscellaneous Civil</b>	2024	45	30	57	-	-	-	-	-	-	-	-	-	132	-6%	132
	2023	40	38	62	31	35	37	28	38	26	37	30	22	140	▼	424
<b>Misdemeanor</b>	2024	22	28	13	-	-	-	-	-	-	-	-	-	63	103%	63
	2023	4	9	18	9	36	7	4	7	10	3	2	6	31	▲	115
<b>Other</b>	2024	4	4	2	-	-	-	-	-	-	-	-	-	10	-41%	10
	2023	5	4	8	4	2	6	5	4	8	9	9	5	17	▼	69
<b>Other Criminally Related Matters</b>	2024	-	2	-	-	-	-	-	-	-	-	-	-	2	-50%	2
	2023	1	-	3	-	-	13	2	13	-	6	2	-	4	▼	40
<b>Probates/Wills &amp; Trusts - Level 1</b>	2024	1	-	-	-	-	-	-	-	-	-	-	-	1	1	1
	2023	-	-	-	-	-	-	-	-	-	-	-	-	0	↔	0
<b>Probates/Wills &amp; Trusts - Level 2</b>	2024	-	-	-	-	-	-	-	-	-	-	-	-	0	-100%	0
	2023	2	-	1	1	1	-	1	-	-	3	-	1	3	▼	10
<b>Uncontested Divorce</b>	2024	1	3	4	-	-	-	-	-	-	-	-	-	8	-11%	8
	2023	3	2	4	-	5	-	3	2	3	2	2	-	9	▼	26

Dashboard

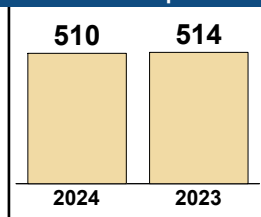
**Court:** Powhatan Circuit  
**Start/End Date:** Jan-23 / Mar-24  
**2023 Average Month:** 151  
**Jan-Mar 2023:** 514  
**Dispositions Trending:** ⇄

**Circuit/Court ID:** 11 211145  
**Type of Case:** Dispositions  
**2024 Average Month:** 170  
**Jan-Mar 2024 :** 510  
**Overall AVG. Month:** 155

Monthly Dispositions Summary



Jan --- Mar Dispositions



Dispositions by Division

Divisions		Jan	Feb	Mar	Apr	May	Jun	Jul	Aug	Sep	Oct	Nov	Dec	Thru Mar	% Change	Total
<b>Total</b>	2024	160	158	192	-	-	-	-	-	-	-	-	-	510	-1%	510
	2023	157	157	200	122	121	211	141	182	127	171	124	99	514	▼	1,812
<b>Civil</b>	2024	11	11	26	-	-	-	-	-	-	-	-	-	48	7%	48
	2023	14	16	15	13	12	34	17	25	17	25	9	15	45	▲	212
<b>Criminal</b>	2024	19	25	46	-	-	-	-	-	-	-	-	-	90	27%	90
	2023	22	29	20	16	14	51	41	33	12	36	1	5	71	▲	280
<b>Concealed Handgun Permits</b>	2024	106	82	92	-	-	-	-	-	-	-	-	-	280	-14%	280
	2023	99	92	136	74	69	94	61	71	71	74	89	55	327	▼	985
<b>Miscellaneous/ Other</b>	2024	24	40	28	-	-	-	-	-	-	-	-	-	92	30%	92
	2023	22	20	29	19	26	32	22	53	27	35	25	24	71	▲	334
<b>Others</b>	2024	-	-	-	-	-	-	-	-	-	-	-	-	0	0	0
	2023	-	-	-	-	-	-	-	-	-	1	-	-	0	↔	1

Dispositions by Case Category

Case Categories		Jan	Feb	Mar	Apr	May	Jun	Jul	Aug	Sep	Oct	Nov	Dec	Thru Mar	% Change	Total
<b>Administrative Law</b>	2024	-	-	2	-	-	-	-	-	-	-	-	-	2	2	2
	2023	-	-	-	-	-	-	-	-	-	-	-	1	0	↔	1
<b>Contested Divorce</b>	2024	1	1	2	-	-	-	-	-	-	-	-	-	4	-33%	4
	2023	-	3	3	2	1	2	2	5	1	2	2	6	6	▼	29
<b>Domestic and Family - Level 1</b>	2024	2	2	2	-	-	-	-	-	-	-	-	-	6	-25%	6
	2023	2	5	1	-	1	10	3	2	-	5	-	-	8	▼	29
<b>Domestic and Family - Level 2</b>	2024	-	-	-	-	-	-	-	-	-	-	-	-	0	-100%	0
	2023	-	-	2	1	-	1	-	-	1	-	1	-	2	▼	6
<b>Felonies and Related Matters</b>	2024	14	15	33	-	-	-	-	-	-	-	-	-	62	24%	62
	2023	17	20	13	13	8	49	34	19	8	27	-	2	50	▲	210
<b>General Civil - Level 1</b>	2024	-	-	-	-	-	-	-	-	-	-	-	-	0	-100%	0
	2023	-	2	-	-	-	3	-	1	-	-	-	1	2	▼	7
<b>General Civil - Level 2</b>	2024	5	4	9	-	-	-	-	-	-	-	-	-	18	200%	18
	2023	3	3	-	5	4	9	2	8	5	8	4	-	6	▲	51
<b>General Civil - Level 3</b>	2024	1	2	2	-	-	-	-	-	-	-	-	-	5	-17%	5
	2023	3	1	2	-	3	12	1	2	-	3	3	4	6	▼	34
<b>Miscellaneous Civil</b>	2024	123	101	114	-	-	-	-	-	-	-	-	-	338	-7%	338
	2023	115	102	148	85	81	117	79	107	90	94	104	71	365	▼	1,193
<b>Misdemeanor</b>	2024	5	8	14	-	-	-	-	-	-	-	-	-	27	50%	27
	2023	5	9	4	2	6	2	6	13	5	10	1	2	18	▲	65
<b>Other</b>	2024	4	17	6	-	-	-	-	-	-	-	-	-	27	0%	27
	2023	3	8	16	7	11	4	4	10	8	13	6	5	27	↔	95
<b>Other Criminally Related Matters</b>	2024	-	3	-	-	-	-	-	-	-	-	-	-	3	0%	3
	2023	-	-	3	1	-	-	1	1	-	-	-	2	3	↔	8
<b>Probates/Wills &amp; Trusts - Level 2</b>	2024	1	-	-	-	-	-	-	-	-	-	-	-	1	-83%	1
	2023	2	3	1	1	-	-	-	1	2	1	-	1	6	▼	12
<b>Protective Orders</b>	2024	-	-	1	-	-	-	-	-	-	-	-	-	1	1	1
	2023	-	-	-	-	-	-	-	-	-	-	-	-	0	↔	0
<b>Uncontested Divorce</b>	2024	4	5	7	-	-	-	-	-	-	-	-	-	16	7%	16
	2023	7	1	7	5	6	2	9	13	7	8	3	4	15	▲	72

# CPSS-CCMS-10.11 CASELOAD STATISTICS OF THE CIRCUIT COURTS

January 2023 -- March 2024 Dispositions

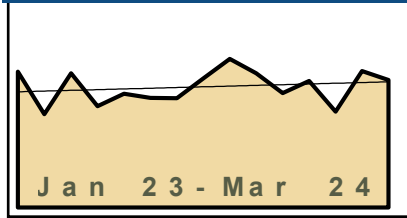
Alexandria and Fairfax Circuit are not Included in State Totals

### Dashboard

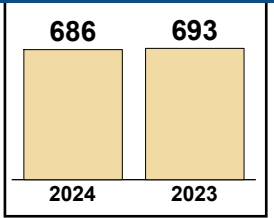
**Court:** Petersburg Circuit  
**Start/End Date:** Jan-23 / Mar-24  
**2023 Average Month:** 230  
**Jan-Mar 2023:** 693  
**Dispositions Trending:** ⇌

**Circuit/Court ID:** 11 211730  
**Type of Case:** Dispositions  
**2024 Average Month:** 229  
**Jan-Mar 2024 :** 686  
**Overall AVG. Month:** 230

### Monthly Dispositions Summary



### Jan --- Mar Dispositions



### Dispositions by Division

Divisions		Jan	Feb	Mar	Apr	May	Jun	Jul	Aug	Sep	Oct	Nov	Dec	Thru Mar	% Change	Total
<b>Total</b>	2024	183	260	243	-	-	-	-	-	-	-	-	-	686	-1%	686
	2023	259	178	256	193	217	209	208	246	283	256	218	241	693	▼	2,764
<b>Civil</b>	2024	38	40	52	-	-	-	-	-	-	-	-	-	130	63%	130
	2023	39	21	20	39	42	36	40	41	24	33	47	23	80	▲	405
<b>Criminal</b>	2024	104	166	132	-	-	-	-	-	-	-	-	-	402	-8%	402
	2023	148	121	166	94	126	127	117	165	206	169	125	142	435	▼	1,706
<b>Concealed Handgun Permits</b>	2024	7	29	29	-	-	-	-	-	-	-	-	-	65	-38%	65
	2023	45	13	46	24	20	19	30	20	37	16	30	50	104	▼	350
<b>Miscellaneous/ Other</b>	2024	33	25	28	-	-	-	-	-	-	-	-	-	86	21%	86
	2023	27	20	24	36	27	27	20	19	16	36	16	26	71	▲	294
<b>Others</b>	2024	1	-	2	-	-	-	-	-	-	-	-	-	3	0%	3
	2023	-	3	-	-	2	-	1	1	-	2	-	-	3	↔	9

### Dispositions by Case Category

Case Categories		Jan	Feb	Mar	Apr	May	Jun	Jul	Aug	Sep	Oct	Nov	Dec	Thru Mar	% Change	Total
<b>Administrative Law</b>	2024	-	2	-	-	-	-	-	-	-	-	-	-	2	2	2
	2023	-	-	-	1	-	-	-	-	-	-	-	-	-	0	↔
<b>Contested Divorce</b>	2024	1	4	1	-	-	-	-	-	-	-	-	-	6	50%	6
	2023	1	2	1	2	-	2	8	1	2	4	2	-	4	▲	25
<b>Domestic and Family - Level 1</b>	2024	-	5	12	-	-	-	-	-	-	-	-	-	17	467%	17
	2023	2	-	1	1	-	-	3	-	1	-	7	-	3	▲	15
<b>Domestic and Family - Level 2</b>	2024	-	-	2	-	-	-	-	-	-	-	-	-	2	0%	2
	2023	-	2	-	-	1	-	1	2	1	2	-	1	2	↔	10
<b>Felonies and Related Matters</b>	2024	61	99	72	-	-	-	-	-	-	-	-	-	232	-17%	232
	2023	95	80	103	58	93	86	65	88	118	109	71	88	278	▼	1,054
<b>General Civil - Level 1</b>	2024	1	-	1	-	-	-	-	-	-	-	-	-	2	100%	2
	2023	1	-	-	2	-	2	3	4	1	-	3	1	1	▲	17
<b>General Civil - Level 2</b>	2024	12	10	11	-	-	-	-	-	-	-	-	-	33	6%	33
	2023	18	10	3	15	10	13	9	13	8	7	12	10	31	▲	128
<b>General Civil - Level 3</b>	2024	19	14	13	-	-	-	-	-	-	-	-	-	46	84%	46
	2023	11	5	9	8	17	15	12	15	5	15	18	7	25	▲	137
<b>Miscellaneous Civil</b>	2024	24	47	49	-	-	-	-	-	-	-	-	-	120	-24%	120
	2023	62	29	66	54	41	39	48	33	47	42	35	62	157	▼	558
<b>Misdemeanor</b>	2024	38	49	54	-	-	-	-	-	-	-	-	-	141	19%	141
	2023	45	26	47	23	37	20	28	55	72	51	28	40	118	▲	472
<b>Other</b>	2024	15	5	11	-	-	-	-	-	-	-	-	-	31	121%	31
	2023	7	4	3	3	5	4	1	5	5	11	11	11	14	▲	70
<b>Other Criminally Related Matters</b>	2024	6	18	9	-	-	-	-	-	-	-	-	-	33	-20%	33
	2023	10	15	16	15	7	21	25	23	17	9	26	14	41	▼	198
<b>Probates/Wills &amp; Trusts - Level 2</b>	2024	1	-	-	-	-	-	-	-	-	-	-	-	1	-83%	1
	2023	2	2	2	3	2	-	1	1	1	3	1	-	6	▼	18
<b>Protective Orders</b>	2024	-	-	-	-	-	-	-	-	-	-	-	-	0	0	0
	2023	-	-	-	-	-	-	-	-	-	-	-	1	0	↔	1
<b>Uncontested Divorce</b>	2024	5	7	8	-	-	-	-	-	-	-	-	-	20	54%	20
	2023	5	3	5	8	4	7	4	6	5	3	4	6	13	▲	60

This report reflects data in the case management system. Numbers will update accordingly as reports are refreshed and posted.




Dashboard

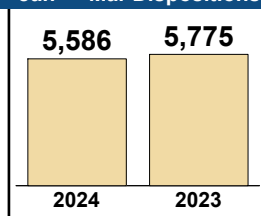
**Court:** Chesterfield Circuit  
**Start/End Date:** Jan-23 / Mar-24  
**2023 Average Month:** 1,777  
**Jan-Mar 2023:** 5,775  
**Dispositions Trending:** ▼

**Circuit/Court ID:** 12 212041  
**Type of Case:** Dispositions  
**2024 Average Month:** 1,862  
**Jan-Mar 2024 :** 5,586  
**Overall AVG. Month:** 1,794

Monthly Dispositions Summary



Jan --- Mar Dispositions



Dispositions by Division

Divisions		Jan	Feb	Mar	Apr	May	Jun	Jul	Aug	Sep	Oct	Nov	Dec	Thru Mar	% Change	Total
<b>Total</b>	2024	1,957	1,785	1,844	-	-	-	-	-	-	-	-	-	5,586	-3%	5,586
	2023	1,818	1,788	2,169	1,829	2,054	1,757	1,619	1,848	1,573	1,713	1,607	1,546	5,775	▼	21,321
<b>Civil</b>	2024	241	175	212	-	-	-	-	-	-	-	-	-	628	-3%	628
	2023	221	178	246	191	278	216	241	206	183	251	197	188	645	▼	2,596
<b>Criminal</b>	2024	466	440	394	-	-	-	-	-	-	-	-	-	1,300	10%	1,300
	2023	370	364	446	309	434	480	325	409	358	459	407	364	1,180	▲	4,725
<b>Concealed Handgun Permits</b>	2024	506	461	512	-	-	-	-	-	-	-	-	-	1,479	-23%	1,479
	2023	588	606	716	649	541	410	449	516	394	418	451	423	1,910	▼	6,161
<b>Miscellaneous/ Other</b>	2024	742	709	722	-	-	-	-	-	-	-	-	-	2,173	7%	2,173
	2023	639	640	760	679	800	650	604	713	638	584	547	569	2,039	▲	7,823
<b>Others</b>	2024	2	-	4	-	-	-	-	-	-	-	-	-	6	500%	6
	2023	-	-	1	1	1	1	-	4	-	1	5	2	1	▲	16

Dispositions by Case Category


Case Categories		Jan	Feb	Mar	Apr	May	Jun	Jul	Aug	Sep	Oct	Nov	Dec	Thru Mar	% Change	Total
<b>Administrative Law</b>	2024	4	1	1	-	-	-	-	-	-	-	-	-	6	500%	6
	2023	-	1	-	2	3	1	1	2	1	5	1	2	1	▲	19
<b>Capital Murder</b>	2024	1	-	-	-	-	-	-	-	-	-	-	-	1	1	1
	2023	-	-	-	-	-	-	-	1	1	-	-	-	0	↔	2
<b>Contested Divorce</b>	2024	21	15	20	-	-	-	-	-	-	-	-	-	56	-35%	56
	2023	35	27	24	27	38	23	28	24	16	21	24	17	86	▼	304
<b>Domestic and Family - Level 1</b>	2024	38	30	23	-	-	-	-	-	-	-	-	-	91	32%	91
	2023	30	12	27	24	28	18	28	30	14	30	28	19	69	▲	288
<b>Domestic and Family - Level 2</b>	2024	5	7	12	-	-	-	-	-	-	-	-	-	24	14%	24
	2023	7	7	7	6	9	4	6	12	4	10	9	5	21	▲	86
<b>Felonies and Related Matters</b>	2024	317	288	268	-	-	-	-	-	-	-	-	-	873	14%	873
	2023	220	257	291	198	272	290	229	282	221	312	257	242	768	▲	3,071
<b>General Civil - Level 1</b>	2024	2	2	3	-	-	-	-	-	-	-	-	-	7	600%	7
	2023	1	-	-	2	4	1	3	4	2	2	1	1	1	▲	21
<b>General Civil - Level 2</b>	2024	67	48	78	-	-	-	-	-	-	-	-	-	193	22%	193
	2023	49	39	70	39	64	73	76	52	56	79	44	66	158	▲	707
<b>General Civil - Level 3</b>	2024	24	20	18	-	-	-	-	-	-	-	-	-	62	11%	62
	2023	12	19	25	34	23	14	24	22	31	25	30	18	56	▲	277
<b>Miscellaneous Civil</b>	2024	683	633	721	-	-	-	-	-	-	-	-	-	2,037	-14%	2,037
	2023	758	734	882	777	716	530	634	679	532	575	578	602	2,374	▼	7,997
<b>Misdemeanor</b>	2024	120	121	95	-	-	-	-	-	-	-	-	-	336	9%	336
	2023	113	83	113	79	139	152	78	94	110	131	123	97	309	▲	1,312
<b>Other</b>	2024	563	536	510	-	-	-	-	-	-	-	-	-	1,609	2%	1,609
	2023	474	512	597	544	634	532	418	553	502	423	424	379	1,583	▲	5,992
<b>Other Criminally Related Matters</b>	2024	31	31	31	-	-	-	-	-	-	-	-	-	93	-14%	93
	2023	40	24	44	34	37	42	19	35	27	27	29	27	108	▼	385
<b>Probates/Wills &amp; Trusts - Level 1</b>	2024	2	1	-	-	-	-	-	-	-	-	-	-	3	-40%	3
	2023	1	1	3	1	1	3	-	-	1	1	-	-	5	▼	12
<b>Probates/Wills &amp; Trusts - Level 2</b>	2024	6	11	6	-	-	-	-	-	-	-	-	-	23	-21%	23
	2023	9	8	12	16	11	20	11	6	7	6	9	11	29	▼	126
<b>Protective Orders</b>	2024	-	-	3	-	-	-	-	-	-	-	-	-	3	-40%	3
	2023	3	2	-	4	-	5	-	-	2	3	1	1	5	▼	21
<b>Uncontested Divorce</b>	2024	73	41	55	-	-	-	-	-	-	-	-	-	169	-16%	169
	2023	66	62	74	42	75	49	64	52	46	63	49	59	202	▼	701

Dashboard

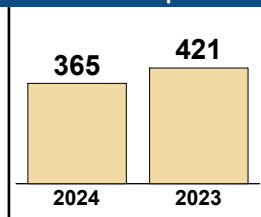
**Court:** Colonial Heights Circuit  
**Start/End Date:** Jan-23 / Mar-24  
**2023 Average Month:** 116  
**Jan-Mar 2023:** 421  
**Dispositions Trending:** ▼

**Circuit/Court ID:** 12 212570  
**Type of Case:** Dispositions  
**2024 Average Month:** 122  
**Jan-Mar 2024 :** 365  
**Overall AVG. Month:** 117

Monthly Dispositions Summary



Jan --- Mar Dispositions



Dispositions by Division

Divisions		Jan	Feb	Mar	Apr	May	Jun	Jul	Aug	Sep	Oct	Nov	Dec	Thru Mar	% Change	Total
<b>Total</b>	2024	135	89	141	-	-	-	-	-	-	-	-	-	365	-13%	365
	2023	133	148	140	116	120	124	105	104	107	110	88	96	421	▼	1,391
<b>Civil</b>	2024	14	7	13	-	-	-	-	-	-	-	-	-	34	26%	34
	2023	10	12	5	16	9	10	6	6	5	18	6	2	27	▲	105
<b>Criminal</b>	2024	79	54	76	-	-	-	-	-	-	-	-	-	209	-5%	209
	2023	71	62	88	46	68	70	57	62	84	58	56	66	221	▼	788
<b>Concealed Handgun Permits</b>	2024	22	22	42	-	-	-	-	-	-	-	-	-	86	-23%	86
	2023	33	47	31	42	29	30	20	26	14	21	22	25	111	▼	340
<b>Miscellaneous/ Other</b>	2024	20	6	10	-	-	-	-	-	-	-	-	-	36	-42%	36
	2023	19	27	16	12	14	14	22	10	4	13	4	3	62	▼	158

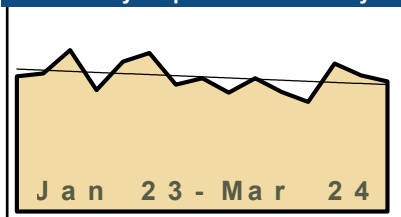
Dispositions by Case Category

Case Categories		Jan	Feb	Mar	Apr	May	Jun	Jul	Aug	Sep	Oct	Nov	Dec	Thru Mar	% Change	Total
<b>Administrative Law</b>	2024	-	-	-	-	-	-	-	-	-	-	-	-	0	0	0
	2023	-	-	-	-	-	1	-	-	-	-	-	-	0	↔	1
<b>Contested Divorce</b>	2024	1	-	1	-	-	-	-	-	-	-	-	-	2	-33%	2
	2023	2	1	-	3	-	1	-	2	-	2	-	-	3	▼	11
<b>Domestic and Family - Level 1</b>	2024	8	1	1	-	-	-	-	-	-	-	-	-	10	233%	10
	2023	3	-	-	1	-	-	-	-	-	3	-	-	3	▲	7
<b>Domestic and Family - Level 2</b>	2024	-	-	-	-	-	-	-	-	-	-	-	-	0	-100%	0
	2023	1	2	-	-	-	-	1	1	-	3	1	-	3	▼	9
<b>Felonies and Related Matters</b>	2024	59	31	59	-	-	-	-	-	-	-	-	-	149	-5%	149
	2023	53	43	61	24	54	52	42	39	60	41	46	56	157	▼	571
<b>General Civil - Level 1</b>	2024	-	1	-	-	-	-	-	-	-	-	-	-	1	1	1
	2023	-	-	-	-	1	-	1	-	-	-	-	-	0	↔	2
<b>General Civil - Level 2</b>	2024	2	1	3	-	-	-	-	-	-	-	-	-	6	-33%	6
	2023	2	5	2	1	-	1	5	1	1	-	3	-	9	▼	21
<b>General Civil - Level 3</b>	2024	1	-	3	-	-	-	-	-	-	-	-	-	4	33%	4
	2023	1	1	1	1	3	1	5	2	-	1	1	-	3	▲	17
<b>Miscellaneous Civil</b>	2024	41	27	50	-	-	-	-	-	-	-	-	-	118	-16%	118
	2023	41	63	36	51	38	35	32	34	17	34	23	28	140	▼	432
<b>Misdemeanor</b>	2024	18	22	10	-	-	-	-	-	-	-	-	-	50	-4%	50
	2023	16	17	19	18	11	13	12	21	19	17	8	9	52	▼	180
<b>Other</b>	2024	-	-	3	-	-	-	-	-	-	-	-	-	3	-88%	3
	2023	9	8	8	4	5	9	2	-	-	-	1	-	25	▼	46
<b>Other Criminally Related Matters</b>	2024	2	1	7	-	-	-	-	-	-	-	-	-	10	-23%	10
	2023	2	3	8	4	3	5	3	2	5	3	4	1	13	▼	43
<b>Probates/Wills &amp; Trusts - Level 1</b>	2024	-	-	-	-	-	-	-	-	-	-	-	-	0	-100%	0
	2023	-	-	1	-	-	-	-	-	-	-	-	-	1	▼	1
<b>Probates/Wills &amp; Trusts - Level 2</b>	2024	-	-	1	-	-	-	-	-	-	-	-	-	1	-50%	1
	2023	1	-	1	2	2	1	-	-	-	1	1	1	2	▼	10
<b>Protective Orders</b>	2024	-	-	-	-	-	-	-	-	-	-	-	-	0	-100%	0
	2023	-	-	2	1	-	1	1	1	1	-	-	1	2	▼	8
<b>Uncontested Divorce</b>	2024	3	5	3	-	-	-	-	-	-	-	-	-	11	38%	11
	2023	2	5	1	6	3	4	1	1	4	5	-	-	8	▲	32

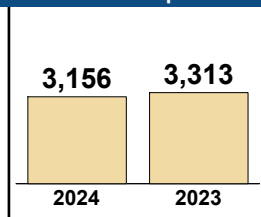
Dashboard

**Court:** Richmond Circuit **Circuit/Court ID:** 13 213760  
**Start/End Date:** Jan-23 / Mar-24 **Type of Case:** Dispositions  
**2023 Average Month:** 1,020 **2024 Average Month:** 1,052  
**Jan-Mar 2023:** 3,313 **Jan-Mar 2024 :** 3,156  
**Dispositions Trending:** ▼ **Overall AVG. Month:** 1,027

Monthly Dispositions Summary



Jan --- Mar Dispositions



Dispositions by Division

Divisions		Jan	Feb	Mar	Apr	May	Jun	Jul	Aug	Sep	Oct	Nov	Dec	Thru Mar	% Change	Total
<b>Total</b>	2024	1,128	1,037	991	-	-	-	-	-	-	-	-	-	3,156	-5%	3,156
	2023	1,030	1,053	1,230	925	1,142	1,208	967	1,017	906	1,017	912	835	3,313	▼	12,242
<b>Civil</b>	2024	194	277	222	-	-	-	-	-	-	-	-	-	693	20%	693
	2023	186	158	234	126	190	194	157	162	151	172	208	123	578	▲	2,061
<b>Criminal</b>	2024	361	313	304	-	-	-	-	-	-	-	-	-	978	-20%	978
	2023	423	368	428	393	321	380	336	371	344	319	259	321	1,219	▼	4,263
<b>Concealed Handgun Permits</b>	2024	170	83	115	-	-	-	-	-	-	-	-	-	368	-9%	368
	2023	65	164	174	118	184	260	87	103	92	128	94	81	403	▼	1,550
<b>Miscellaneous/ Other</b>	2024	402	364	348	-	-	-	-	-	-	-	-	-	1,114	1%	1,114
	2023	353	360	390	287	446	373	387	379	316	396	350	309	1,103	▲	4,346
<b>Others</b>	2024	1	-	2	-	-	-	-	-	-	-	-	-	3	-70%	3
	2023	3	3	4	1	1	1	-	2	3	2	1	1	10	▼	22

Dispositions by Case Category

Case Categories		Jan	Feb	Mar	Apr	May	Jun	Jul	Aug	Sep	Oct	Nov	Dec	Thru Mar	% Change	Total
<b>Administrative Law</b>	2024	4	5	4	-	-	-	-	-	-	-	-	-	13	160%	13
	2023	-	2	3	-	3	4	3	1	-	6	5	1	5	▲	28
<b>Capital Murder</b>	2024	-	-	1	-	-	-	-	-	-	-	-	-	1	1	1
	2023	-	-	-	-	-	-	-	-	2	-	-	-	0	↔	2
<b>Contested Divorce</b>	2024	17	13	15	-	-	-	-	-	-	-	-	-	45	36%	45
	2023	13	7	13	5	14	13	14	10	7	10	7	5	33	▲	118
<b>Domestic and Family - Level 1</b>	2024	7	12	17	-	-	-	-	-	-	-	-	-	36	20%	36
	2023	4	10	16	12	12	15	10	11	20	14	9	4	30	▲	137
<b>Domestic and Family - Level 2</b>	2024	14	16	12	-	-	-	-	-	-	-	-	-	42	-5%	42
	2023	17	11	16	10	15	20	6	20	16	5	14	12	44	▼	162
<b>Felonies and Related Matters</b>	2024	268	249	224	-	-	-	-	-	-	-	-	-	741	-26%	741
	2023	367	304	332	323	245	309	264	281	251	249	206	257	1,003	▼	3,388
<b>General Civil - Level 1</b>	2024	3	10	7	-	-	-	-	-	-	-	-	-	20	33%	20
	2023	6	5	4	3	-	6	4	3	1	5	7	6	15	▲	50
<b>General Civil - Level 2</b>	2024	108	163	123	-	-	-	-	-	-	-	-	-	394	66%	394
	2023	87	71	79	70	88	82	71	57	78	95	129	70	237	▲	977
<b>General Civil - Level 3</b>	2024	54	33	36	-	-	-	-	-	-	-	-	-	123	-26%	123
	2023	40	48	78	26	32	43	25	54	23	38	32	23	166	▼	462
<b>Miscellaneous Civil</b>	2024	331	237	289	-	-	-	-	-	-	-	-	-	857	8%	857
	2023	183	286	324	205	378	375	260	222	222	255	248	164	793	▲	3,122
<b>Misdemeanor</b>	2024	65	33	53	-	-	-	-	-	-	-	-	-	151	7%	151
	2023	32	46	63	42	52	40	41	52	64	46	37	42	141	▲	557
<b>Other</b>	2024	200	188	141	-	-	-	-	-	-	-	-	-	529	-22%	529
	2023	222	227	230	182	239	240	204	247	174	235	181	209	679	▼	2,590
<b>Other Criminally Related Matters</b>	2024	33	41	35	-	-	-	-	-	-	-	-	-	109	21%	109
	2023	27	26	37	34	28	38	36	44	31	29	23	22	90	▲	375
<b>Probates/Wills &amp; Trusts - Level 1</b>	2024	-	-	-	-	-	-	-	-	-	-	-	-	0	0	0
	2023	-	-	-	-	-	-	-	-	1	-	-	-	0	↔	2
<b>Probates/Wills &amp; Trusts - Level 2</b>	2024	5	2	3	-	-	-	-	-	-	-	-	-	10	100%	10
	2023	2	-	3	-	2	1	1	1	-	3	1	4	5	▲	18
<b>Uncontested Divorce</b>	2024	19	35	31	-	-	-	-	-	-	-	-	-	85	18%	85
	2023	30	10	32	13	34	22	28	14	16	27	13	15	72	▲	254

Dashboard		Monthly Dispositions Summary		Jan --- Mar Dispositions	
<p><b>Court:</b> Henrico Circuit  <b>Start/End Date:</b> Jan-23 / Mar-24  <b>2023 Average Month:</b> 1,311  <b>Jan-Mar 2023:</b> 4,836  <b>Dispositions Trending:</b> ▼</p>	<p><b>Circuit/Court ID:</b> 14 214087  <b>Type of Case:</b> Dispositions  <b>2024 Average Month:</b> 1,276  <b>Jan-Mar 2024 :</b> 3,828  <b>Overall AVG. Month:</b> 1,304</p>	<p style="font-weight: bold; font-size: 1.2em;">Jan 23 - Mar 24</p>		<p style="font-weight: bold; font-size: 1.2em;">3,828      4,836</p> <p style="font-weight: bold;">2024      2023</p>	

Dispositions by Division																
Divisions		Jan	Feb	Mar	Apr	May	Jun	Jul	Aug	Sep	Oct	Nov	Dec	Thru Mar	% Change	Total
<b>Total</b>	2024	1,334	1,258	1,236	-	-	-	-	-	-	-	-	-	3,828	-21%	3,828
	2023	1,615	1,554	1,667	1,236	1,126	1,277	1,398	1,445	1,086	1,280	995	1,049	4,836	▼	15,728
<b>Civil</b>	2024	239	205	194	-	-	-	-	-	-	-	-	-	638	-32%	638
	2023	372	390	172	148	174	249	165	187	148	173	140	131	934	▼	2,449
<b>Criminal</b>	2024	503	476	506	-	-	-	-	-	-	-	-	-	1,485	-11%	1,485
	2023	527	508	642	498	430	474	513	566	472	435	405	503	1,677	▼	5,973
<b>Concealed Handgun Permits</b>	2024	373	303	335	-	-	-	-	-	-	-	-	-	1,011	-13%	1,011
	2023	385	340	433	300	296	277	260	271	241	325	282	235	1,158	▼	3,645
<b>Miscellaneous/ Other</b>	2024	217	270	197	-	-	-	-	-	-	-	-	-	684	-35%	684
	2023	327	315	418	289	219	272	459	418	223	344	166	178	1,060	▼	3,628
<b>Others</b>	2024	2	4	4	-	-	-	-	-	-	-	-	-	10	43%	10
	2023	4	1	2	1	7	5	1	3	2	3	2	2	7	▲	33

Dispositions by Case Category																
Case Categories		Jan	Feb	Mar	Apr	May	Jun	Jul	Aug	Sep	Oct	Nov	Dec	Thru Mar	% Change	Total
<b>Administrative Law</b>	2024	1	5	3	-	-	-	-	-	-	-	-	-	9	-10%	9
	2023	3	6	1	1	-	5	2	-	1	1	1	-	10	▼	21
<b>Contested Divorce</b>	2024	28	36	19	-	-	-	-	-	-	-	-	-	83	-31%	83
	2023	42	52	26	20	23	31	26	30	18	20	14	19	120	▼	321
<b>Domestic and Family - Level 1</b>	2024	10	15	10	-	-	-	-	-	-	-	-	-	35	-19%	35
	2023	14	17	12	10	32	13	12	17	15	11	4	13	43	▼	170
<b>Domestic and Family - Level 2</b>	2024	4	1	7	-	-	-	-	-	-	-	-	-	12	-64%	12
	2023	14	14	5	5	6	5	2	3	3	9	1	2	33	▼	69
<b>Felonies and Related Matters</b>	2024	322	331	327	-	-	-	-	-	-	-	-	-	980	-12%	980
	2023	340	348	430	354	267	322	320	366	299	287	250	357	1,118	▼	3,940
<b>General Civil</b>	2024	-	-	-	-	-	-	-	-	-	-	-	-	0	0	0
	2023	-	-	-	-	-	-	-	-	-	-	-	1	0	↔	1
<b>General Civil - Level 1</b>	2024	1	5	4	-	-	-	-	-	-	-	-	-	10	-52%	10
	2023	12	7	2	3	4	3	4	5	2	2	3	5	21	▼	52
<b>General Civil - Level 2</b>	2024	95	68	76	-	-	-	-	-	-	-	-	-	239	-34%	239
	2023	145	157	62	45	54	91	59	62	49	52	55	33	364	▼	864
<b>General Civil - Level 3</b>	2024	27	18	29	-	-	-	-	-	-	-	-	-	74	-30%	74
	2023	48	34	23	21	16	28	21	11	16	31	15	9	105	▼	273
<b>Miscellaneous Civil</b>	2024	568	556	512	-	-	-	-	-	-	-	-	-	1,636	-22%	1,636
	2023	654	606	825	580	500	533	697	676	455	659	422	409	2,085	▼	7,016
<b>Misdemeanor</b>	2024	143	124	140	-	-	-	-	-	-	-	-	-	407	-7%	407
	2023	153	128	158	118	119	117	152	150	127	112	120	116	439	▼	1,570
<b>Other</b>	2024	8	9	7	-	-	-	-	-	-	-	-	-	24	-52%	24
	2023	23	18	9	4	13	9	3	4	7	4	25	5	50	▼	124
<b>Other Criminally Related Matters</b>	2024	45	31	46	-	-	-	-	-	-	-	-	-	122	-10%	122
	2023	43	34	58	28	46	36	43	55	47	36	43	30	135	▼	499
<b>Probates/Wills &amp; Trusts - Level 1</b>	2024	2	1	3	-	-	-	-	-	-	-	-	-	6	100%	6
	2023	2	-	1	-	1	1	-	1	-	-	1	1	3	▲	8
<b>Probates/Wills &amp; Trusts - Level 2</b>	2024	5	8	5	-	-	-	-	-	-	-	-	-	18	-54%	18
	2023	16	15	8	5	2	13	8	14	6	6	7	3	39	▼	103
<b>Protective Orders</b>	2024	-	-	1	-	-	-	-	-	-	-	-	-	1	1	1
	2023	-	-	-	-	-	-	-	-	-	1	-	-	0	↔	1
<b>Uncontested Divorce</b>	2024	75	50	47	-	-	-	-	-	-	-	-	-	172	-37%	172
	2023	106	118	47	42	43	70	49	51	41	49	33	47	271	▼	696

Dashboard		Monthly Dispositions Summary		Jan --- Mar Dispositions					
<p><b>Court:</b> Caroline Circuit  <b>Start/End Date:</b> Jan-23 / Mar-24  <b>2023 Average Month:</b> 165  <b>Jan-Mar 2023:</b> 523  <b>Dispositions Trending:</b> ⇌</p>	<p><b>Circuit/Court ID:</b> 15 215033  <b>Type of Case:</b> Dispositions  <b>2024 Average Month:</b> 178  <b>Jan-Mar 2024 :</b> 533  <b>Overall AVG. Month:</b> 167</p>	<p style="text-align: center; font-weight: bold;">Jan 23 - Mar 24</p>		<table border="1" style="margin: auto;"> <tr> <td style="text-align: center; font-size: 24px; font-weight: bold;">533</td> <td style="text-align: center; font-size: 24px; font-weight: bold;">523</td> </tr> <tr> <td style="text-align: center; font-size: 12px;">2024</td> <td style="text-align: center; font-size: 12px;">2023</td> </tr> </table>		533	523	2024	2023
533	523								
2024	2023								

Dispositions by Division																
Divisions		Jan	Feb	Mar	Apr	May	Jun	Jul	Aug	Sep	Oct	Nov	Dec	Thru Mar	% Change	Total
<b>Total</b>	2024	196	143	194	-	-	-	-	-	-	-	-	-	533	2%	533
	2023	190	164	169	179	131	122	121	193	191	189	183	143	523	▲	1,975
<b>Civil</b>	2024	20	12	12	-	-	-	-	-	-	-	-	-	44	-20%	44
	2023	30	10	15	8	10	31	19	14	25	12	27	14	55	▼	215
<b>Criminal</b>	2024	84	46	72	-	-	-	-	-	-	-	-	-	202	10%	202
	2023	65	70	48	46	33	31	50	57	98	65	62	55	183	▲	680
<b>Concealed Handgun Permits</b>	2024	48	69	67	-	-	-	-	-	-	-	-	-	184	-11%	184
	2023	59	60	88	72	65	45	39	58	50	71	59	54	207	▼	720
<b>Miscellaneous/ Other</b>	2024	44	16	43	-	-	-	-	-	-	-	-	-	103	32%	103
	2023	36	24	18	48	23	15	13	64	18	41	34	20	78	▲	354
<b>Others</b>	2024	-	-	-	-	-	-	-	-	-	-	-	-	0	0	0
	2023	-	-	-	5	-	-	-	-	-	-	-	1	0	↔	6

Dispositions by Case Category																
Case Categories		Jan	Feb	Mar	Apr	May	Jun	Jul	Aug	Sep	Oct	Nov	Dec	Thru Mar	% Change	Total
<b>Administrative Law</b>	2024	-	1	-	-	-	-	-	-	-	-	-	-	1	1	1
	2023	-	-	-	-	-	-	-	-	1	-	-	-	0	↔	1
<b>Contested Divorce</b>	2024	2	1	-	-	-	-	-	-	-	-	-	-	3	-57%	3
	2023	2	1	4	-	-	1	1	3	1	2	4	4	7	▼	23
<b>Domestic and Family - Level 1</b>	2024	5	-	-	-	-	-	-	-	-	-	-	-	5	400%	5
	2023	-	1	-	-	1	6	-	3	2	1	2	3	1	▲	19
<b>Domestic and Family - Level 2</b>	2024	1	2	5	-	-	-	-	-	-	-	-	-	8	-47%	8
	2023	15	-	-	-	3	12	8	-	-	2	-	-	15	▼	40
<b>Felonies and Related Matters</b>	2024	60	24	49	-	-	-	-	-	-	-	-	-	133	23%	133
	2023	36	37	35	26	16	13	33	39	60	39	42	32	108	▲	408
<b>General Civil - Level 1</b>	2024	-	-	-	-	-	-	-	-	-	-	-	-	0	-100%	0
	2023	2	-	-	-	-	-	-	1	-	-	-	-	2	▼	3
<b>General Civil - Level 2</b>	2024	6	4	3	-	-	-	-	-	-	-	-	-	13	-28%	13
	2023	5	5	8	3	1	6	5	2	3	1	10	5	18	▼	54
<b>General Civil - Level 3</b>	2024	1	1	3	-	-	-	-	-	-	-	-	-	5	-17%	5
	2023	5	-	1	1	2	-	1	1	10	2	10	-	6	▼	33
<b>Miscellaneous Civil</b>	2024	69	84	84	-	-	-	-	-	-	-	-	-	237	-8%	237
	2023	79	77	103	79	87	60	52	78	68	91	84	72	259	▼	930
<b>Misdemeanor</b>	2024	18	19	17	-	-	-	-	-	-	-	-	-	54	-11%	54
	2023	26	25	10	9	14	10	12	18	33	24	19	21	61	▼	221
<b>Other</b>	2024	24	1	26	-	-	-	-	-	-	-	-	-	51	143%	51
	2023	12	7	2	46	1	-	1	44	1	18	2	-	21	▲	134
<b>Other Criminally Related Matters</b>	2024	6	3	6	-	-	-	-	-	-	-	-	-	15	7%	15
	2023	3	8	3	11	3	8	5	-	5	2	1	2	14	▲	51
<b>Probates/Wills &amp; Trusts - Level 1</b>	2024	-	-	-	-	-	-	-	-	-	-	-	-	0	0	0
	2023	-	-	-	-	1	-	-	-	-	-	-	-	0	↔	1
<b>Probates/Wills &amp; Trusts - Level 2</b>	2024	1	-	-	-	-	-	-	-	-	-	-	-	1	0%	1
	2023	1	-	-	-	-	-	-	2	1	-	1	1	1	↔	6
<b>Uncontested Divorce</b>	2024	3	3	1	-	-	-	-	-	-	-	-	-	7	-30%	7
	2023	4	3	3	4	2	6	3	2	6	7	8	3	10	▼	51

Dashboard		Monthly Dispositions Summary		Jan --- Mar Dispositions	
<p><b>Court:</b> Essex Circuit  <b>Start/End Date:</b> Jan-23 / Mar-24  <b>2023 Average Month:</b> 57  <b>Jan-Mar 2023:</b> 261  <b>Dispositions Trending:</b> ▼</p>	<p><b>Circuit/Court ID:</b> 15 215057  <b>Type of Case:</b> Dispositions  <b>2024 Average Month:</b>66  <b>Jan-Mar 2024 :</b> 197  <b>Overall AVG. Month:</b> 59</p>				

Dispositions by Division																
Divisions		Jan	Feb	Mar	Apr	May	Jun	Jul	Aug	Sep	Oct	Nov	Dec	Thru Mar	% Change	Total
<b>Total</b>	2024	75	41	81	-	-	-	-	-	-	-	-	-	197	-25%	197
	2023	134	48	79	73	37	48	34	40	50	62	42	34	261	▼	681
<b>Civil</b>	2024	4	2	4	-	-	-	-	-	-	-	-	-	10	-57%	10
	2023	15	5	3	14	8	6	8	4	7	6	5	1	23	▼	82
<b>Criminal</b>	2024	28	7	37	-	-	-	-	-	-	-	-	-	72	-32%	72
	2023	81	-	25	28	7	7	6	10	10	18	6	15	106	▼	213
<b>Concealed Handgun Permits</b>	2024	24	17	23	-	-	-	-	-	-	-	-	-	64	-18%	64
	2023	25	22	31	23	8	23	17	13	20	26	19	11	78	▼	238
<b>Miscellaneous/ Other</b>	2024	19	15	17	-	-	-	-	-	-	-	-	-	51	-4%	51
	2023	13	20	20	8	14	12	3	13	13	12	12	7	53	▼	147
<b>Others</b>	2024	-	-	-	-	-	-	-	-	-	-	-	-	0	-100%	0
	2023	-	1	-	-	-	-	-	-	-	-	-	-	1	▼	1

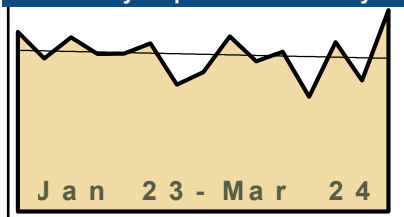
Dispositions by Case Category																
Case Categories		Jan	Feb	Mar	Apr	May	Jun	Jul	Aug	Sep	Oct	Nov	Dec	Thru Mar	% Change	Total
<b>Contested Divorce</b>	2024	-	-	1	-	-	-	-	-	-	-	-	-	1	1	1
	2023	-	-	-	5	-	-	1	-	2	-	-	-	0	↔	8
<b>Domestic and Family - Level 1</b>	2024	-	-	-	-	-	-	-	-	-	-	-	-	0	-100%	0
	2023	4	-	-	3	-	-	1	-	-	1	-	-	4	▼	9
<b>Domestic and Family - Level 2</b>	2024	-	-	-	-	-	-	-	-	-	-	-	-	0	0	0
	2023	-	-	-	-	1	3	-	-	1	1	-	-	0	↔	6
<b>Felonies and Related Matters</b>	2024	25	4	28	-	-	-	-	-	-	-	-	-	57	-17%	57
	2023	53	-	16	19	5	6	4	9	4	14	2	7	69	▼	139
<b>General Civil - Level 1</b>	2024	-	-	-	-	-	-	-	-	-	-	-	-	0	0	0
	2023	-	-	-	-	-	1	-	-	-	-	-	2	0	↔	3
<b>General Civil - Level 2</b>	2024	3	2	1	-	-	-	-	-	-	-	-	-	6	100%	6
	2023	2	1	-	1	1	-	-	-	1	-	-	1	3	▲	7
<b>General Civil - Level 3</b>	2024	1	-	1	-	-	-	-	-	-	-	-	-	2	-67%	2
	2023	4	1	1	1	4	1	2	-	-	2	3	-	6	▼	19
<b>Miscellaneous Civil</b>	2024	30	20	30	-	-	-	-	-	-	-	-	-	80	-7%	80
	2023	28	24	34	25	10	26	20	14	21	31	22	15	86	▼	270
<b>Misdemeanor</b>	2024	1	3	7	-	-	-	-	-	-	-	-	-	11	57%	11
	2023	4	-	3	3	2	-	1	-	2	2	4	1	7	▲	22
<b>Other</b>	2024	12	11	10	-	-	-	-	-	-	-	-	-	33	-28%	33
	2023	10	19	17	6	12	8	-	13	12	7	9	2	46	▼	115
<b>Other Criminally Related Matters</b>	2024	2	-	2	-	-	-	-	-	-	-	-	-	4	-87%	4
	2023	24	-	6	7	-	1	3	1	4	2	-	7	30	▼	55
<b>Probates/Wills &amp; Trusts - Level 1</b>	2024	-	1	-	-	-	-	-	-	-	-	-	-	1	0%	1
	2023	1	-	-	-	-	-	-	-	-	-	-	-	1	↔	1
<b>Probates/Wills &amp; Trusts - Level 2</b>	2024	-	-	-	-	-	-	-	-	-	-	-	-	0	-100%	0
	2023	1	-	-	-	-	-	-	1	-	-	-	-	1	▼	2
<b>Uncontested Divorce</b>	2024	1	-	1	-	-	-	-	-	-	-	-	-	2	-75%	2
	2023	3	3	2	3	2	2	2	2	3	2	-	1	8	▼	25

Dashboard

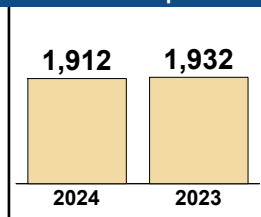
**Court:** Hanover Circuit  
**Start/End Date:** Jan-23 / Mar-24  
**2023 Average Month:** 590  
**Jan-Mar 2023:** 1,932  
**Dispositions Trending:** ⇔

**Circuit/Court ID:** 15 215085  
**Type of Case:** Dispositions  
**2024 Average Month:** 637  
**Jan-Mar 2024 :** 1,912  
**Overall AVG. Month:** 599

Monthly Dispositions Summary



Jan --- Mar Dispositions



Dispositions by Division

Divisions		Jan	Feb	Mar	Apr	May	Jun	Jul	Aug	Sep	Oct	Nov	Dec	Thru Mar	% Change	Total
<b>Total</b>	2024	646	499	767	-	-	-	-	-	-	-	-	-	1,912	-1%	1,912
	2023	685	583	664	600	602	641	484	531	667	572	609	437	1,932	▼	7,075
<b>Civil</b>	2024	106	100	125	-	-	-	-	-	-	-	-	-	331	9%	331
	2023	105	91	107	87	122	130	109	126	113	114	133	64	303	▲	1,301
<b>Criminal</b>	2024	218	200	344	-	-	-	-	-	-	-	-	-	762	15%	762
	2023	214	206	240	185	207	245	211	171	239	210	211	216	660	▲	2,555
<b>Concealed Handgun Permits</b>	2024	270	147	243	-	-	-	-	-	-	-	-	-	660	-4%	660
	2023	280	201	205	248	188	184	87	149	229	162	202	116	686	▼	2,251
<b>Miscellaneous/ Other</b>	2024	52	52	54	-	-	-	-	-	-	-	-	-	158	-44%	158
	2023	86	85	112	80	84	82	77	85	85	86	63	41	283	▼	966
<b>Others</b>	2024	-	-	1	-	-	-	-	-	-	-	-	-	1	1	1
	2023	-	-	-	-	1	-	-	-	1	-	-	-	0	↔	2

Dispositions by Case Category

Case Categories		Jan	Feb	Mar	Apr	May	Jun	Jul	Aug	Sep	Oct	Nov	Dec	Thru Mar	% Change	Total
<b>Administrative Law</b>	2024	1	-	1	-	-	-	-	-	-	-	-	-	2	2	2
	2023	-	-	-	-	1	-	-	1	-	-	1	1	0	↔	4
<b>Capital Murder</b>	2024	1	-	-	-	-	-	-	-	-	-	-	-	1	1	1
	2023	-	-	-	-	-	-	-	-	-	-	1	-	0	↔	1
<b>Contested Divorce</b>	2024	17	24	15	-	-	-	-	-	-	-	-	-	56	-2%	56
	2023	16	20	21	12	30	21	16	14	20	18	16	9	57	▼	213
<b>Domestic and Family - Level 1</b>	2024	5	6	4	-	-	-	-	-	-	-	-	-	15	-38%	15
	2023	8	8	8	3	4	5	8	6	4	5	12	5	24	▼	76
<b>Domestic and Family - Level 2</b>	2024	4	5	7	-	-	-	-	-	-	-	-	-	16	45%	16
	2023	3	2	6	4	2	6	12	7	5	7	4	3	11	▲	61
<b>Felonies and Related Matters</b>	2024	137	89	230	-	-	-	-	-	-	-	-	-	456	22%	456
	2023	138	105	132	110	120	153	138	100	146	119	130	126	375	▲	1,517
<b>General Civil - Level 1</b>	2024	-	-	1	-	-	-	-	-	-	-	-	-	1	-50%	1
	2023	1	-	1	-	2	1	1	2	-	-	1	-	2	▼	9
<b>General Civil - Level 2</b>	2024	27	14	34	-	-	-	-	-	-	-	-	-	75	17%	75
	2023	25	15	24	24	25	34	20	32	28	36	46	5	64	▲	314
<b>General Civil - Level 3</b>	2024	5	4	6	-	-	-	-	-	-	-	-	-	15	-32%	15
	2023	7	6	9	2	11	6	8	10	6	7	4	1	22	▼	77
<b>Miscellaneous Civil</b>	2024	324	198	293	-	-	-	-	-	-	-	-	-	815	-15%	815
	2023	362	282	310	321	269	264	161	224	312	245	263	159	954	▼	3,172
<b>Misdemeanor</b>	2024	76	99	101	-	-	-	-	-	-	-	-	-	276	5%	276
	2023	66	97	99	70	79	83	65	62	89	84	72	85	262	▲	951
<b>Other</b>	2024	7	5	3	-	-	-	-	-	-	-	-	-	15	-6%	15
	2023	11	2	3	2	6	3	2	2	7	8	1	4	16	▼	51
<b>Other Criminally Related Matters</b>	2024	4	12	13	-	-	-	-	-	-	-	-	-	29	7%	29
	2023	13	5	9	5	8	10	8	9	9	8	8	6	27	▲	98
<b>Probates/Wills &amp; Trusts - Level 1</b>	2024	-	-	2	-	-	-	-	-	-	-	-	-	2	2	2
	2023	-	-	-	1	-	1	1	1	-	-	-	2	0	↔	6
<b>Probates/Wills &amp; Trusts - Level 2</b>	2024	3	2	4	-	-	-	-	-	-	-	-	-	9	29%	9
	2023	2	1	4	3	2	8	1	2	1	1	-	-	7	▲	25
<b>Uncontested Divorce</b>	2024	35	41	53	-	-	-	-	-	-	-	-	-	129	16%	129
	2023	33	40	38	43	43	46	43	59	40	34	50	31	111	▲	500

# CPSS-CCMS-10.11 CASELOAD STATISTICS OF THE CIRCUIT COURTS

King George

January 2023 -- March 2024 Dispositions

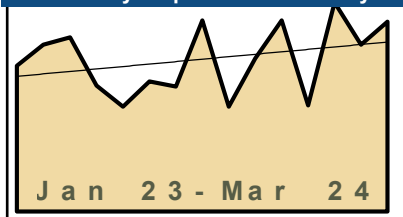
Alexandria and Fairfax Circuit are not Included in State Totals

## Dashboard

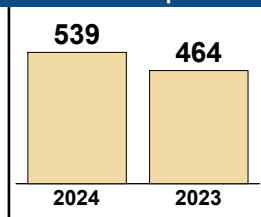
**Court:** King George Circuit  
**Start/End Date:** Jan-23 / Mar-24  
**2023 Average Month:** 137  
**Jan-Mar 2023:** 464  
**Dispositions Trending:** ▲

**Circuit/Court ID:** 15 215099  
**Type of Case:** Dispositions  
**2024 Average Month:** 180  
**Jan-Mar 2024 :** 539  
**Overall AVG. Month:** 145

## Monthly Dispositions Summary



## Jan --- Mar Dispositions



## Dispositions by Division

Divisions		Jan	Feb	Mar	Apr	May	Jun	Jul	Aug	Sep	Oct	Nov	Dec	Thru Mar	% Change	Total
<b>Total</b>	2024	199	159	181	-	-	-	-	-	-	-	-	-	539	16%	539
	2023	139	159	166	120	100	124	119	182	100	146	182	101	464	▲	1,638
<b>Civil</b>	2024	14	5	15	-	-	-	-	-	-	-	-	-	34	-21%	34
	2023	9	20	14	18	11	8	15	37	9	20	13	15	43	▼	189
<b>Criminal</b>	2024	88	84	80	-	-	-	-	-	-	-	-	-	252	64%	252
	2023	40	63	51	25	20	45	41	38	30	57	84	39	154	▲	533
<b>Concealed Handgun Permits</b>	2024	77	51	66	-	-	-	-	-	-	-	-	-	194	-4%	194
	2023	65	57	80	59	51	56	48	74	46	55	67	29	202	▼	687
<b>Miscellaneous/ Other</b>	2024	20	19	20	-	-	-	-	-	-	-	-	-	59	-9%	59
	2023	25	19	21	18	18	15	15	33	15	14	18	18	65	▼	229

## Dispositions by Case Category

Case Categories		Jan	Feb	Mar	Apr	May	Jun	Jul	Aug	Sep	Oct	Nov	Dec	Thru Mar	% Change	Total
<b>Administrative Law</b>	2024	-	-	-	-	-	-	-	-	-	-	-	-	0	-100%	0
	2023	-	1	-	-	-	-	-	1	-	-	-	-	1	▼	2
<b>Capital Murder</b>	2024	-	-	-	-	-	-	-	-	-	-	-	-	0	0	0
	2023	-	-	-	-	1	-	-	-	-	-	-	-	0	↔	1
<b>Contested Divorce</b>	2024	-	1	1	-	-	-	-	-	-	-	-	-	2	-67%	2
	2023	3	1	2	4	1	-	2	5	1	-	-	2	6	▼	21
<b>Domestic and Family - Level 1</b>	2024	2	-	2	-	-	-	-	-	-	-	-	-	4	100%	4
	2023	-	-	2	3	-	2	6	4	-	6	-	3	2	▲	26
<b>Domestic and Family - Level 2</b>	2024	1	-	2	-	-	-	-	-	-	-	-	-	3	200%	3
	2023	1	-	-	-	-	1	-	3	-	1	-	-	1	▲	6
<b>Felonies and Related Matters</b>	2024	57	43	49	-	-	-	-	-	-	-	-	-	149	73%	149
	2023	27	32	27	13	11	22	24	30	24	47	58	20	86	▲	335
<b>General Civil - Level 1</b>	2024	1	-	1	-	-	-	-	-	-	-	-	-	2	2	2
	2023	-	-	-	-	1	-	-	3	1	-	1	-	0	↔	6
<b>General Civil - Level 2</b>	2024	2	1	4	-	-	-	-	-	-	-	-	-	7	17%	7
	2023	2	2	2	4	2	2	1	5	1	6	2	2	6	▲	31
<b>General Civil - Level 3</b>	2024	1	-	3	-	-	-	-	-	-	-	-	-	4	-76%	4
	2023	1	13	3	4	4	1	2	1	3	-	3	3	17	▼	38
<b>Miscellaneous Civil</b>	2024	88	60	80	-	-	-	-	-	-	-	-	-	228	-6%	228
	2023	81	70	92	71	63	67	58	100	57	65	75	40	243	▼	839
<b>Misdemeanor</b>	2024	29	40	28	-	-	-	-	-	-	-	-	-	97	62%	97
	2023	12	27	21	9	7	21	12	6	3	10	25	17	60	▲	170
<b>Other</b>	2024	7	10	6	-	-	-	-	-	-	-	-	-	23	5%	23
	2023	8	5	9	5	6	4	5	5	4	4	9	6	22	▲	70
<b>Other Criminally Related Matters</b>	2024	2	1	3	-	-	-	-	-	-	-	-	-	6	-25%	6
	2023	1	4	3	3	1	2	5	3	3	1	3	2	8	▼	31
<b>Probates/Wills &amp; Trusts - Level 1</b>	2024	-	-	-	-	-	-	-	-	-	-	-	-	0	0	0
	2023	-	-	-	-	-	-	-	1	-	-	-	1	0	↔	2
<b>Probates/Wills &amp; Trusts - Level 2</b>	2024	-	-	-	-	-	-	-	-	-	-	-	-	0	0	0
	2023	-	-	-	-	1	2	-	2	-	-	1	1	0	↔	7
<b>Protective Orders</b>	2024	2	-	-	-	-	-	-	-	-	-	-	-	2	2	2
	2023	-	-	-	-	-	-	-	-	-	1	-	1	0	↔	2
<b>Uncontested Divorce</b>	2024	7	3	2	-	-	-	-	-	-	-	-	-	12	0%	12
	2023	3	4	5	4	2	-	4	13	3	5	5	3	12	↔	51

This report reflects data in the case management system. Numbers will update accordingly as reports are refreshed and posted.

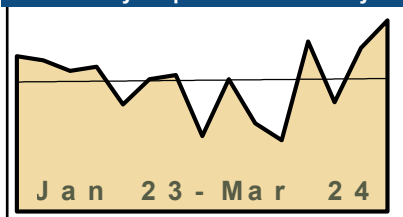


Dashboard

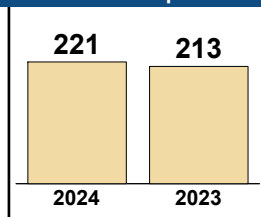
**Court:** Lancaster Circuit  
**Start/End Date:** Jan-23 / Mar-24  
**2023 Average Month:** 60  
**Jan-Mar 2023:** 213  
**Dispositions Trending:** ▲

**Circuit/Court ID:** 15 215103  
**Type of Case:** Dispositions  
**2024 Average Month:** 74  
**Jan-Mar 2024 :** 221  
**Overall AVG. Month:** 63

Monthly Dispositions Summary



Jan --- Mar Dispositions



Dispositions by Division

Divisions		Jan	Feb	Mar	Apr	May	Jun	Jul	Aug	Sep	Oct	Nov	Dec	Thru Mar	% Change	Total
<b>Total</b>	2024	52	78	91	-	-	-	-	-	-	-	-	-	221	4%	221
	2023	74	72	67	69	51	63	65	36	63	42	34	81	213	▲	717
<b>Civil</b>	2024	6	-	4	-	-	-	-	-	-	-	-	-	10	-58%	10
	2023	8	6	10	12	12	13	6	4	8	3	2	5	24	▼	89
<b>Criminal</b>	2024	8	54	58	-	-	-	-	-	-	-	-	-	120	76%	120
	2023	26	27	15	13	14	22	25	14	17	18	13	42	68	▲	246
<b>Concealed Handgun Permits</b>	2024	22	17	23	-	-	-	-	-	-	-	-	-	62	-29%	62
	2023	29	30	28	34	12	20	23	7	28	13	13	28	87	▼	265
<b>Miscellaneous/ Other</b>	2024	16	7	6	-	-	-	-	-	-	-	-	-	29	-12%	29
	2023	11	8	14	10	13	8	11	11	10	8	6	6	33	▼	116
<b>Others</b>	2024	-	-	-	-	-	-	-	-	-	-	-	-	0	-100%	0
	2023	-	1	-	-	-	-	-	-	-	-	-	-	1	▼	1

Dispositions by Case Category

Case Categories		Jan	Feb	Mar	Apr	May	Jun	Jul	Aug	Sep	Oct	Nov	Dec	Thru Mar	% Change	Total
<b>Administrative Law</b>	2024	-	1	-	-	-	-	-	-	-	-	-	-	1	1	1
	2023	-	-	-	-	-	-	-	-	-	-	-	-	0	↔	0
<b>Capital Murder</b>	2024	-	-	-	-	-	-	-	-	-	-	-	-	0	0	0
	2023	-	-	-	-	-	-	-	-	-	-	2	-	0	↔	2
<b>Contested Divorce</b>	2024	-	-	-	-	-	-	-	-	-	-	-	-	0	-100%	0
	2023	1	1	-	-	-	1	-	1	3	1	-	1	2	▼	9
<b>Domestic and Family - Level 1</b>	2024	3	-	1	-	-	-	-	-	-	-	-	-	4	-20%	4
	2023	1	-	4	-	1	-	-	-	1	-	1	-	5	▼	8
<b>Domestic and Family - Level 2</b>	2024	-	-	2	-	-	-	-	-	-	-	-	-	2	0%	2
	2023	1	-	1	1	-	1	-	-	-	-	-	-	2	↔	4
<b>Felonies and Related Matters</b>	2024	7	41	33	-	-	-	-	-	-	-	-	-	81	53%	81
	2023	20	21	12	10	13	2	18	4	7	10	5	30	53	▲	152
<b>General Civil - Level 1</b>	2024	-	-	-	-	-	-	-	-	-	-	-	-	0	-100%	0
	2023	-	-	1	-	-	1	-	-	1	-	-	-	1	▼	3
<b>General Civil - Level 2</b>	2024	5	-	1	-	-	-	-	-	-	-	-	-	6	-25%	6
	2023	3	2	3	3	-	1	-	2	3	-	1	2	8	▼	20
<b>General Civil - Level 3</b>	2024	-	-	-	-	-	-	-	-	-	-	-	-	0	-100%	0
	2023	1	2	-	4	11	4	5	-	1	2	-	1	3	▼	31
<b>Miscellaneous Civil</b>	2024	28	22	27	-	-	-	-	-	-	-	-	-	77	-28%	77
	2023	35	36	36	41	21	28	28	18	35	19	17	30	107	▼	344
<b>Misdemeanor</b>	2024	-	12	24	-	-	-	-	-	-	-	-	-	36	200%	36
	2023	5	6	1	2	-	18	4	9	10	6	5	9	12	▲	75
<b>Other</b>	2024	7	1	-	-	-	-	-	-	-	-	-	-	8	-33%	8
	2023	5	2	5	1	4	2	5	-	2	2	1	4	12	▼	33
<b>Other Criminally Related Matters</b>	2024	1	1	1	-	-	-	-	-	-	-	-	-	3	-25%	3
	2023	1	1	2	1	1	2	3	1	-	2	1	4	4	▼	19
<b>Probates/Wills &amp; Trusts - Level 2</b>	2024	-	-	-	-	-	-	-	-	-	-	-	-	0	-100%	0
	2023	1	1	-	1	-	-	1	-	-	-	1	-	2	▼	5
<b>Uncontested Divorce</b>	2024	1	-	2	-	-	-	-	-	-	-	-	-	3	50%	3
	2023	-	-	2	5	-	3	1	1	-	-	-	-	2	▲	12

Dashboard		Monthly Dispositions Summary		Jan --- Mar Dispositions	
<p><b>Court:</b> Northumberland Circuit  <b>Start/End Date:</b> Jan-23 / Mar-24  <b>2023 Average Month:</b> 57  <b>Jan-Mar 2023:</b> 197  <b>Dispositions Trending:</b> ▼</p>	<p><b>Circuit/Court ID:</b> 15 215133  <b>Type of Case:</b> Dispositions  <b>2024 Average Month:</b> 57  <b>Jan-Mar 2024 :</b> 171  <b>Overall AVG. Month:</b> 57</p>	<p style="text-align: center; font-weight: bold;">Jan 23 - Mar 24</p>		<p style="text-align: center; font-weight: bold;">2024      2023</p>	

Dispositions by Division																
Divisions		Jan	Feb	Mar	Apr	May	Jun	Jul	Aug	Sep	Oct	Nov	Dec	Thru Mar	% Change	Total
<b>Total</b>	2024	57	46	68	-	-	-	-	-	-	-	-	-	171	-13%	171
	2023	68	58	71	43	60	51	60	57	49	73	60	36	197	▼	686
<b>Civil</b>	2024	7	7	11	-	-	-	-	-	-	-	-	-	25	14%	25
	2023	6	10	6	15	10	7	3	14	13	13	10	1	22	▲	108
<b>Criminal</b>	2024	23	9	12	-	-	-	-	-	-	-	-	-	44	-31%	44
	2023	22	26	16	7	24	18	17	22	12	29	16	18	64	▼	227
<b>Concealed Handgun Permits</b>	2024	23	27	36	-	-	-	-	-	-	-	-	-	86	-17%	86
	2023	38	21	44	17	21	22	32	19	18	26	28	14	103	▼	300
<b>Miscellaneous/ Other</b>	2024	3	3	9	-	-	-	-	-	-	-	-	-	15	88%	15
	2023	2	1	5	4	5	4	8	2	6	5	5	3	8	▲	50
<b>Others</b>	2024	1	-	-	-	-	-	-	-	-	-	-	-	1	1	1
	2023	-	-	-	-	-	-	-	-	-	-	-	1	0	↔	1

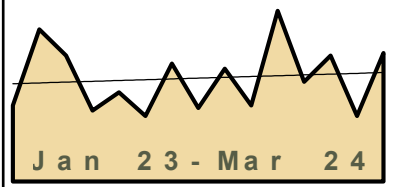
Dispositions by Case Category																
Case Categories		Jan	Feb	Mar	Apr	May	Jun	Jul	Aug	Sep	Oct	Nov	Dec	Thru Mar	% Change	Total
<b>Administrative Law</b>	2024	-	-	-	-	-	-	-	-	-	-	-	-	0	0	0
	2023	-	-	-	-	-	-	-	-	-	1	-	-	0	↔	1
<b>Capital Murder</b>	2024	-	-	-	-	-	-	-	-	-	-	-	-	0	0	0
	2023	-	-	-	-	-	-	-	-	-	1	-	-	0	↔	1
<b>Contested Divorce</b>	2024	1	-	1	-	-	-	-	-	-	-	-	-	2	0%	2
	2023	1	1	-	-	2	-	1	-	2	2	-	-	2	↔	9
<b>Domestic and Family - Level 1</b>	2024	-	-	-	-	-	-	-	-	-	-	-	-	0	-100%	0
	2023	2	-	1	-	4	1	1	1	6	2	-	-	3	▼	18
<b>Domestic and Family - Level 2</b>	2024	-	-	-	-	-	-	-	-	-	-	-	-	0	0	0
	2023	-	-	-	1	-	-	-	-	-	-	-	-	0	↔	1
<b>Felonies and Related Matters</b>	2024	23	7	10	-	-	-	-	-	-	-	-	-	40	-20%	40
	2023	16	21	13	2	19	15	10	7	6	25	13	17	50	▼	164
<b>General Civil - Level 1</b>	2024	1	-	-	-	-	-	-	-	-	-	-	-	1	1	1
	2023	-	-	-	-	-	-	-	-	-	-	-	2	0	↔	2
<b>General Civil - Level 2</b>	2024	-	2	2	-	-	-	-	-	-	-	-	-	4	0%	4
	2023	-	2	2	4	2	1	-	1	-	2	-	1	4	↔	15
<b>General Civil - Level 3</b>	2024	4	-	3	-	-	-	-	-	-	-	-	-	7	-22%	7
	2023	1	6	2	3	3	3	-	5	-	3	4	-	9	▼	30
<b>Miscellaneous Civil</b>	2024	25	30	49	-	-	-	-	-	-	-	-	-	104	-6%	104
	2023	40	22	49	21	25	27	40	25	24	31	32	16	111	▼	352
<b>Misdemeanor</b>	2024	-	1	-	-	-	-	-	-	-	-	-	-	1	-90%	1
	2023	5	4	1	3	3	2	6	12	4	3	1	1	10	▼	45
<b>Other</b>	2024	2	1	-	-	-	-	-	-	-	-	-	-	3	3	3
	2023	-	-	-	1	-	-	-	-	-	-	-	3	0	↔	4
<b>Other Criminally Related Matters</b>	2024	-	1	2	-	-	-	-	-	-	-	-	-	3	-25%	3
	2023	1	1	2	2	2	1	1	3	3	-	2	-	4	▼	18
<b>Probates/Wills &amp; Trusts - Level 1</b>	2024	-	-	1	-	-	-	-	-	-	-	-	-	1	1	1
	2023	-	-	-	-	-	-	-	-	-	-	-	-	0	↔	0
<b>Probates/Wills &amp; Trusts - Level 2</b>	2024	1	1	-	-	-	-	-	-	-	-	-	-	2	2	2
	2023	-	-	-	1	-	-	-	-	-	-	-	-	0	↔	1
<b>Uncontested Divorce</b>	2024	-	3	-	-	-	-	-	-	-	-	-	-	3	-25%	3
	2023	2	1	1	5	-	1	1	3	4	3	3	1	4	▼	25

This report reflects data in the case management system. Numbers will update accordingly as reports are refreshed and posted.

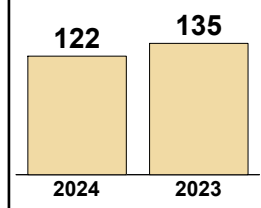
Dashboard

**Court:** Richmond County Circuit **Circuit/Court ID:** 15 215159  
**Start/End Date:** Jan-23 / Mar-24 **Type of Case:** Dispositions  
**2023 Average Month:** 39 **2024 Average Month:** 41  
**Jan-Mar 2023:** 135 **Jan-Mar 2024 :** 122  
**Dispositions Trending:** ▼ **Overall AVG. Month:** 39

Monthly Dispositions Summary



Jan --- Mar Dispositions



Dispositions by Division

Divisions		Jan	Feb	Mar	Apr	May	Jun	Jul	Aug	Sep	Oct	Nov	Dec	Thru Mar	% Change	Total
<b>Total</b>	2024	48	25	49	-	-	-	-	-	-	-	-	-	122	-10%	122
	2023	29	58	48	27	34	25	45	28	43	29	65	38	135	▼	469
<b>Civil</b>	2024	1	2	2	-	-	-	-	-	-	-	-	-	5	-50%	5
	2023	2	4	4	5	2	2	10	3	2	3	4	9	10	▼	50
<b>Criminal</b>	2024	33	1	20	-	-	-	-	-	-	-	-	-	54	10%	54
	2023	10	17	22	3	14	7	16	14	27	6	43	20	49	▲	199
<b>Concealed Handgun Permits</b>	2024	10	18	25	-	-	-	-	-	-	-	-	-	53	-21%	53
	2023	16	32	19	16	16	13	13	8	13	12	7	8	67	▼	173
<b>Miscellaneous/ Other</b>	2024	4	4	2	-	-	-	-	-	-	-	-	-	10	11%	10
	2023	1	5	3	3	2	3	6	3	1	8	11	1	9	▲	47

Dispositions by Case Category

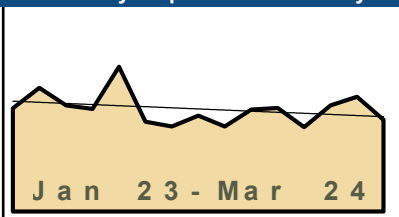
Case Categories		Jan	Feb	Mar	Apr	May	Jun	Jul	Aug	Sep	Oct	Nov	Dec	Thru Mar	% Change	Total
<b>Administrative Law</b>	2024	-	-	-	-	-	-	-	-	-	-	-	-	0	0	0
	2023	-	-	-	-	-	-	-	-	-	-	-	1	0	↔	1
<b>Contested Divorce</b>	2024	-	-	-	-	-	-	-	-	-	-	-	-	0	-100%	0
	2023	-	-	1	-	-	-	-	1	-	-	-	-	1	▼	3
<b>Domestic and Family - Level 1</b>	2024	-	-	-	-	-	-	-	-	-	-	-	-	0	-100%	0
	2023	-	2	-	-	-	-	-	1	-	1	1	1	2	▼	6
<b>Domestic and Family - Level 2</b>	2024	1	-	-	-	-	-	-	-	-	-	-	-	1	1	1
	2023	-	-	-	-	-	-	-	-	-	-	-	-	0	↔	0
<b>Felonies and Related Matters</b>	2024	26	1	14	-	-	-	-	-	-	-	-	-	41	28%	41
	2023	4	12	16	2	9	3	8	10	15	2	33	12	32	▲	126
<b>General Civil - Level 1</b>	2024	-	-	-	-	-	-	-	-	-	-	-	-	0	0	0
	2023	-	-	-	-	-	-	1	-	-	-	-	-	0	↔	1
<b>General Civil - Level 2</b>	2024	-	-	1	-	-	-	-	-	-	-	-	-	1	0%	1
	2023	-	-	1	-	-	1	3	-	1	2	-	1	1	↔	9
<b>General Civil - Level 3</b>	2024	-	-	-	-	-	-	-	-	-	-	-	-	0	-100%	0
	2023	-	1	-	-	1	-	1	1	-	-	-	-	1	▼	4
<b>Miscellaneous Civil</b>	2024	12	22	27	-	-	-	-	-	-	-	-	-	61	-18%	61
	2023	17	35	22	18	18	15	16	11	14	18	13	9	74	▼	206
<b>Misdemeanor</b>	2024	7	-	4	-	-	-	-	-	-	-	-	-	11	-8%	11
	2023	5	3	4	-	5	3	6	2	12	1	7	6	12	▼	54
<b>Other</b>	2024	2	-	-	-	-	-	-	-	-	-	-	-	2	0%	2
	2023	-	2	-	2	-	1	2	-	-	1	5	1	2	↔	14
<b>Other Criminally Related Matters</b>	2024	-	-	2	-	-	-	-	-	-	-	-	-	2	-67%	2
	2023	2	2	2	1	-	1	2	2	-	3	3	2	6	▼	20
<b>Probates/Wills &amp; Trusts - Level 1</b>	2024	-	-	-	-	-	-	-	-	-	-	-	-	0	0	0
	2023	-	-	-	-	-	-	-	-	-	-	-	1	0	↔	1
<b>Probates/Wills &amp; Trusts - Level 2</b>	2024	-	-	-	-	-	-	-	-	-	-	-	-	0	-100%	0
	2023	-	1	-	-	-	-	-	-	-	-	-	1	1	▼	2
<b>Uncontested Divorce</b>	2024	-	2	1	-	-	-	-	-	-	-	-	-	3	0%	3
	2023	1	-	2	4	1	1	6	-	1	1	1	4	3	↔	22

Dashboard

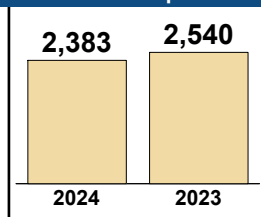
**Court:** Spotsylvania Circuit  
**Start/End Date:** Jan-23 / Mar-24  
**2023 Average Month:** 779  
**Jan-Mar 2023:** 2,540  
**Dispositions Trending:** ▼

**Circuit/Court ID:** 15 215177  
**Type of Case:** Dispositions  
**2024 Average Month:** 794  
**Jan-Mar 2024 :** 2,383  
**Overall AVG. Month:** 782

Monthly Dispositions Summary



Jan --- Mar Dispositions



Dispositions by Division

Divisions		Jan	Feb	Mar	Apr	May	Jun	Jul	Aug	Sep	Oct	Nov	Dec	Thru Mar	% Change	Total
<b>Total</b>	2024	810	875	698	-	-	-	-	-	-	-	-	-	2,383	-6%	2,383
	2023	788	943	809	783	1,104	684	647	731	648	777	789	642	2,540	▼	9,345
<b>Civil</b>	2024	79	92	52	-	-	-	-	-	-	-	-	-	223	-5%	223
	2023	101	74	60	81	232	114	79	73	73	69	96	79	235	▼	1,131
<b>Criminal</b>	2024	276	354	325	-	-	-	-	-	-	-	-	-	955	30%	955
	2023	216	232	288	290	356	274	221	333	268	306	302	323	736	▲	3,409
<b>Concealed Handgun Permits</b>	2024	326	320	226	-	-	-	-	-	-	-	-	-	872	-28%	872
	2023	348	532	324	315	329	199	254	193	190	297	294	155	1,204	▼	3,430
<b>Miscellaneous/ Other</b>	2024	128	108	94	-	-	-	-	-	-	-	-	-	330	-9%	330
	2023	123	105	135	97	186	97	93	132	117	104	97	85	363	▼	1,371
<b>Others</b>	2024	1	1	1	-	-	-	-	-	-	-	-	-	3	50%	3
	2023	-	-	2	-	1	-	-	-	-	1	-	-	2	▲	4

Dispositions by Case Category

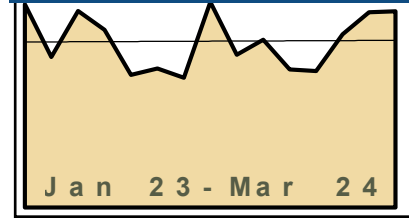
Case Categories		Jan	Feb	Mar	Apr	May	Jun	Jul	Aug	Sep	Oct	Nov	Dec	Thru Mar	% Change	Total
<b>Administrative Law</b>	2024	2	3	-	-	-	-	-	-	-	-	-	-	5	400%	5
	2023	1	-	-	-	3	1	1	1	1	-	-	-	1	▲	8
<b>Capital Murder</b>	2024	-	-	-	-	-	-	-	-	-	-	-	-	0	0	0
	2023	-	-	-	-	-	-	-	-	-	-	1	-	0	↔	1
<b>Contested Divorce</b>	2024	12	13	8	-	-	-	-	-	-	-	-	-	33	32%	33
	2023	8	10	7	6	35	19	13	12	3	6	8	7	25	▲	134
<b>Domestic and Family - Level 1</b>	2024	9	23	11	-	-	-	-	-	-	-	-	-	43	-19%	43
	2023	33	2	18	46	13	41	16	19	27	13	29	35	53	▼	292
<b>Domestic and Family - Level 2</b>	2024	5	5	4	-	-	-	-	-	-	-	-	-	14	-22%	14
	2023	13	1	4	1	8	7	2	5	2	2	1	8	18	▼	54
<b>Felonies and Related Matters</b>	2024	202	261	205	-	-	-	-	-	-	-	-	-	668	30%	668
	2023	156	163	195	217	237	180	167	243	172	202	220	212	514	▲	2,364
<b>General Civil - Level 1</b>	2024	-	1	-	-	-	-	-	-	-	-	-	-	1	-50%	1
	2023	-	2	-	-	1	-	-	2	-	-	-	1	2	▼	6
<b>General Civil - Level 2</b>	2024	16	19	9	-	-	-	-	-	-	-	-	-	44	7%	44
	2023	12	17	12	10	61	16	14	10	18	17	19	8	41	▲	214
<b>General Civil - Level 3</b>	2024	11	6	3	-	-	-	-	-	-	-	-	-	20	-23%	20
	2023	7	13	6	5	26	4	9	3	4	14	10	6	26	▼	107
<b>Miscellaneous Civil</b>	2024	386	384	289	-	-	-	-	-	-	-	-	-	1,059	-23%	1,059
	2023	405	580	391	369	426	250	307	253	256	347	340	203	1,376	▼	4,127
<b>Misdemeanor</b>	2024	67	76	99	-	-	-	-	-	-	-	-	-	242	38%	242
	2023	47	60	69	61	93	77	42	80	76	85	72	102	176	▲	864
<b>Other</b>	2024	65	43	31	-	-	-	-	-	-	-	-	-	139	-27%	139
	2023	65	57	68	40	80	46	37	70	49	55	49	38	190	▼	654
<b>Other Criminally Related Matters</b>	2024	7	17	21	-	-	-	-	-	-	-	-	-	45	-4%	45
	2023	13	10	24	12	27	17	12	11	20	19	9	9	47	▼	183
<b>Probates/Wills &amp; Trusts - Level 1</b>	2024	-	-	-	-	-	-	-	-	-	-	-	-	0	-100%	0
	2023	-	1	-	-	1	-	1	-	-	-	-	-	1	▼	3
<b>Probates/Wills &amp; Trusts - Level 2</b>	2024	4	4	3	-	-	-	-	-	-	-	-	-	11	57%	11
	2023	2	1	4	3	12	6	3	2	4	6	4	2	7	▲	49
<b>Uncontested Divorce</b>	2024	24	20	15	-	-	-	-	-	-	-	-	-	59	-6%	59
	2023	26	26	11	13	81	20	23	20	16	11	26	12	63	▼	285

Dashboard

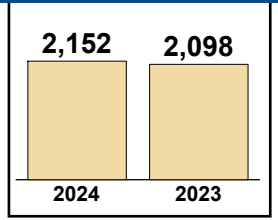
**Court:** Stafford Circuit  
**Start/End Date:** Jan-23 / Mar-24  
**2023 Average Month:** 613  
**Jan-Mar 2023:** 2,098  
**Dispositions Trending:** ▲

**Circuit/Court ID:** 15 215179  
**Type of Case:** Dispositions  
**2024 Average Month:** 717  
**Jan-Mar 2024 :** 2,152  
**Overall AVG. Month:** 634

Monthly Dispositions Summary



Jan --- Mar Dispositions



Dispositions by Division

Divisions		Jan	Feb	Mar	Apr	May	Jun	Jul	Aug	Sep	Oct	Nov	Dec	Thru Mar	% Change	Total
<b>Total</b>	2024	660	744	748	-	-	-	-	-	-	-	-	-	2,152	3%	2,152
	2023	775	574	749	677	506	530	495	783	582	640	526	520	2,098	▲	7,357
<b>Civil</b>	2024	40	28	51	-	-	-	-	-	-	-	-	-	119	-4%	119
	2023	48	38	38	78	42	38	33	53	43	50	36	47	124	▼	544
<b>Criminal</b>	2024	300	313	400	-	-	-	-	-	-	-	-	-	1,013	19%	1,013
	2023	318	245	291	286	182	281	267	314	311	270	220	227	854	▲	3,212
<b>Concealed Handgun Permits</b>	2024	238	348	253	-	-	-	-	-	-	-	-	-	839	-13%	839
	2023	351	252	366	248	236	153	136	356	169	277	220	197	969	▼	2,961
<b>Miscellaneous/ Other</b>	2024	82	55	44	-	-	-	-	-	-	-	-	-	181	20%	181
	2023	58	39	54	65	46	58	59	60	59	43	50	49	151	▲	640

Dispositions by Case Category


Case Categories		Jan	Feb	Mar	Apr	May	Jun	Jul	Aug	Sep	Oct	Nov	Dec	Thru Mar	% Change	Total
<b>Administrative Law</b>	2024	2	-	-	-	-	-	-	-	-	-	-	-	2	0%	2
	2023	2	-	-	1	-	-	-	-	-	1	1	-	-	2	↔
<b>Capital Murder</b>	2024	1	1	-	-	-	-	-	-	-	-	-	-	2	100%	2
	2023	-	1	-	-	-	-	-	-	-	-	-	-	1	▲	1
<b>Contested Divorce</b>	2024	1	1	10	-	-	-	-	-	-	-	-	-	12	-25%	12
	2023	7	5	4	15	8	5	8	11	7	9	7	9	16	▼	95
<b>Domestic and Family - Level 1</b>	2024	2	4	2	-	-	-	-	-	-	-	-	-	8	-38%	8
	2023	6	4	3	3	9	2	8	7	8	5	4	2	13	▼	61
<b>Domestic and Family - Level 2</b>	2024	12	3	6	-	-	-	-	-	-	-	-	-	21	31%	21
	2023	6	8	2	7	5	2	7	2	5	2	2	7	16	▲	55
<b>Felonies and Related Matters</b>	2024	196	205	256	-	-	-	-	-	-	-	-	-	657	16%	657
	2023	203	170	193	210	122	179	183	207	196	193	154	143	566	▲	2,153
<b>General Civil - Level 1</b>	2024	1	-	-	-	-	-	-	-	-	-	-	-	1	1	1
	2023	-	-	-	1	1	-	-	2	-	-	-	2	0	↔	6
<b>General Civil - Level 2</b>	2024	12	12	9	-	-	-	-	-	-	-	-	-	33	10%	33
	2023	7	10	13	12	10	4	2	12	6	5	11	10	30	▲	102
<b>General Civil - Level 3</b>	2024	1	1	3	-	-	-	-	-	-	-	-	-	5	-17%	5
	2023	3	1	2	7	3	8	1	8	1	7	2	5	6	▼	48
<b>Miscellaneous Civil</b>	2024	317	401	294	-	-	-	-	-	-	-	-	-	1,012	-9%	1,012
	2023	408	289	418	309	277	208	191	413	226	319	268	243	1,115	▼	3,569
<b>Misdemeanor</b>	2024	83	76	120	-	-	-	-	-	-	-	-	-	279	20%	279
	2023	99	57	76	55	44	79	67	88	104	60	46	77	232	▲	852
<b>Other</b>	2024	1	-	1	-	-	-	-	-	-	-	-	-	2	0%	2
	2023	-	1	1	1	-	2	-	-	-	1	-	-	2	↔	6
<b>Other Criminally Related Matters</b>	2024	21	31	26	-	-	-	-	-	-	-	-	-	78	37%	78
	2023	16	17	24	22	17	24	18	19	12	22	20	8	57	▲	219
<b>Probates/Wills &amp; Trusts - Level 2</b>	2024	-	-	-	-	-	-	-	-	-	-	-	-	0	-100%	0
	2023	3	-	-	1	-	5	1	2	4	-	-	1	3	▼	17
<b>Uncontested Divorce</b>	2024	10	9	21	-	-	-	-	-	-	-	-	-	40	3%	40
	2023	15	11	13	33	10	12	9	12	11	17	10	15	39	▲	168

Dashboard

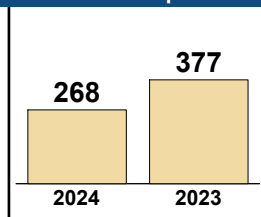
**Court:** Westmoreland Circuit  
**Start/End Date:** Jan-23 / Mar-24  
**2023 Average Month:** 100  
**Jan-Mar 2023:** 377  
**Dispositions Trending:** ▼

**Circuit/Court ID:** 15 215193  
**Type of Case:** Dispositions  
**2024 Average Month:** 89  
**Jan-Mar 2024 :** 268  
**Overall AVG. Month:** 98

Monthly Dispositions Summary



Jan --- Mar Dispositions



Dispositions by Division

Divisions		Jan	Feb	Mar	Apr	May	Jun	Jul	Aug	Sep	Oct	Nov	Dec	Thru Mar	% Change	Total
<b>Total</b>	2024	102	78	88	-	-	-	-	-	-	-	-	-	268	-29%	268
	2023	142	94	141	69	117	102	124	87	111	53	86	70	377	▼	1,196
<b>Civil</b>	2024	7	4	4	-	-	-	-	-	-	-	-	-	15	-55%	15
	2023	7	14	12	7	16	13	18	8	7	7	11	2	33	▼	122
<b>Criminal</b>	2024	33	24	25	-	-	-	-	-	-	-	-	-	82	-55%	82
	2023	75	43	64	37	39	52	69	55	45	20	40	38	182	▼	577
<b>Concealed Handgun Permits</b>	2024	58	45	51	-	-	-	-	-	-	-	-	-	154	7%	154
	2023	50	36	58	21	36	30	31	18	48	24	29	25	144	▲	406
<b>Miscellaneous/ Other</b>	2024	4	5	7	-	-	-	-	-	-	-	-	-	16	-11%	16
	2023	10	1	7	4	26	7	6	6	11	2	6	5	18	▼	91
<b>Others</b>	2024	-	-	1	-	-	-	-	-	-	-	-	-	1	1	1
	2023	-	-	-	-	-	-	-	-	-	-	-	-	0	↔	0

Dispositions by Case Category

Case Categories		Jan	Feb	Mar	Apr	May	Jun	Jul	Aug	Sep	Oct	Nov	Dec	Thru Mar	% Change	Total
<b>Administrative Law</b>	2024	-	-	-	-	-	-	-	-	-	-	-	-	0	-100%	0
	2023	-	1	-	-	-	-	-	-	-	-	-	-	1	▼	1
<b>Contested Divorce</b>	2024	2	2	2	-	-	-	-	-	-	-	-	-	6	20%	6
	2023	2	1	2	-	1	3	1	-	1	-	3	-	5	▲	14
<b>Domestic and Family - Level 1</b>	2024	3	-	-	-	-	-	-	-	-	-	-	-	3	-67%	3
	2023	4	4	1	2	1	2	4	4	2	1	3	-	9	▼	28
<b>Domestic and Family - Level 2</b>	2024	-	-	-	-	-	-	-	-	-	-	-	-	0	0	0
	2023	-	-	-	-	-	1	-	-	1	-	1	-	0	↔	3
<b>Felonies and Related Matters</b>	2024	30	20	20	-	-	-	-	-	-	-	-	-	70	-37%	70
	2023	39	29	43	22	33	43	59	39	27	7	27	31	111	▼	399
<b>General Civil - Level 1</b>	2024	-	-	-	-	-	-	-	-	-	-	-	-	0	0	0
	2023	-	-	-	-	1	-	-	-	-	1	1	-	0	↔	3
<b>General Civil - Level 2</b>	2024	1	-	-	-	-	-	-	-	-	-	-	-	1	-75%	1
	2023	1	1	2	2	8	2	2	1	-	3	2	1	4	▼	25
<b>General Civil - Level 3</b>	2024	-	2	2	-	-	-	-	-	-	-	-	-	4	-43%	4
	2023	1	2	4	1	4	4	4	2	-	-	2	-	7	▼	24
<b>Miscellaneous Civil</b>	2024	61	50	55	-	-	-	-	-	-	-	-	-	166	4%	166
	2023	58	37	64	25	53	34	36	23	59	26	33	30	159	▲	478
<b>Misdemeanor</b>	2024	3	3	3	-	-	-	-	-	-	-	-	-	9	-79%	9
	2023	25	10	8	13	5	4	15	16	17	10	9	7	43	▼	139
<b>Other</b>	2024	-	-	3	-	-	-	-	-	-	-	-	-	3	3	3
	2023	-	-	-	-	-	-	-	-	-	1	1	-	0	↔	2
<b>Other Criminally Related Matters</b>	2024	-	1	2	-	-	-	-	-	-	-	-	-	3	-89%	3
	2023	11	4	13	2	1	5	-	-	1	3	4	-	28	▼	44
<b>Probates/Wills &amp; Trusts - Level 2</b>	2024	-	-	-	-	-	-	-	-	-	-	-	-	0	-100%	0
	2023	-	1	-	1	2	-	-	-	1	-	-	-	1	▼	5
<b>Uncontested Divorce</b>	2024	2	-	1	-	-	-	-	-	-	-	-	-	3	-67%	3
	2023	1	4	4	1	8	4	3	2	2	1	-	1	9	▼	31

# CPSS-CCMS-10.11 CASELOAD STATISTICS OF THE CIRCUIT COURTS

Fredericksburg

January 2023 -- March 2024 Dispositions

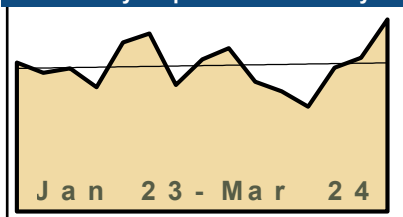
Alexandria and Fairfax Circuit are not Included in State Totals

## Dashboard

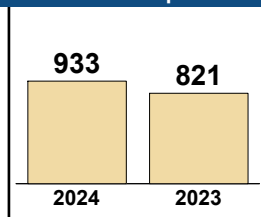
**Court:** Fredericksburg Circuit  
**Start/End Date:** Jan-23 / Mar-24  
**2023 Average Month:** 270  
**Jan-Mar 2023:** 821  
**Dispositions Trending:** ▲

**Circuit/Court ID:** 15 215630  
**Type of Case:** Dispositions  
**2024 Average Month:** 311  
**Jan-Mar 2024 :** 933  
**Overall AVG. Month:** 278

## Monthly Dispositions Summary



## Jan --- Mar Dispositions



## Dispositions by Division

Divisions		Jan	Feb	Mar	Apr	May	Jun	Jul	Aug	Sep	Oct	Nov	Dec	Thru Mar	% Change	Total
<b>Total</b>	2024	274	293	366	-	-	-	-	-	-	-	-	-	933	14%	933
	2023	284	264	273	237	322	339	241	290	311	247	229	200	821	▲	3,237
<b>Civil</b>	2024	43	41	47	-	-	-	-	-	-	-	-	-	131	-18%	131
	2023	46	60	54	47	45	63	54	47	54	36	52	38	160	▼	596
<b>Criminal</b>	2024	158	168	236	-	-	-	-	-	-	-	-	-	562	37%	562
	2023	145	135	131	138	186	192	116	163	179	148	102	94	411	▲	1,729
<b>Concealed Handgun Permits</b>	2024	33	40	25	-	-	-	-	-	-	-	-	-	98	4%	98
	2023	30	35	29	26	39	22	29	22	29	15	34	22	94	▲	332
<b>Miscellaneous/ Other</b>	2024	40	43	58	-	-	-	-	-	-	-	-	-	141	-8%	141
	2023	61	34	59	26	52	62	42	58	47	48	41	46	154	▼	576
<b>Others</b>	2024	-	1	-	-	-	-	-	-	-	-	-	-	1	-50%	1
	2023	2	-	-	-	-	-	-	-	2	-	-	-	2	▼	4

## Dispositions by Case Category


Case Categories		Jan	Feb	Mar	Apr	May	Jun	Jul	Aug	Sep	Oct	Nov	Dec	Thru Mar	% Change	Total
<b>Administrative Law</b>	2024	-	-	-	-	-	-	-	-	-	-	-	-	0	-100%	0
	2023	1	-	-	1	-	-	-	-	-	1	1	2	1	▼	6
<b>Capital Murder</b>	2024	-	-	-	-	-	-	-	-	-	-	-	-	0	-100%	0
	2023	-	2	-	-	-	-	-	-	-	-	-	-	2	▼	2
<b>Contested Divorce</b>	2024	6	4	5	-	-	-	-	-	-	-	-	-	15	0%	15
	2023	7	4	4	6	6	3	11	4	9	4	7	5	15	↔	70
<b>Domestic and Family - Level 1</b>	2024	1	1	-	-	-	-	-	-	-	-	-	-	2	-96%	2
	2023	11	26	15	1	2	5	2	9	3	3	6	3	52	▼	86
<b>Domestic and Family - Level 2</b>	2024	11	6	9	-	-	-	-	-	-	-	-	-	26	53%	26
	2023	3	7	7	10	13	14	9	11	10	5	12	3	17	▲	104
<b>Felonies and Related Matters</b>	2024	102	97	141	-	-	-	-	-	-	-	-	-	340	23%	340
	2023	104	81	92	95	106	125	74	113	126	101	63	71	277	▲	1,151
<b>General Civil - Level 1</b>	2024	1	-	-	-	-	-	-	-	-	-	-	-	1	-75%	1
	2023	2	1	1	1	-	2	1	-	2	1	2	1	4	▼	14
<b>General Civil - Level 2</b>	2024	13	10	17	-	-	-	-	-	-	-	-	-	40	43%	40
	2023	7	6	15	8	14	11	11	8	12	8	8	10	28	▲	118
<b>General Civil - Level 3</b>	2024	3	1	1	-	-	-	-	-	-	-	-	-	5	-74%	5
	2023	7	8	4	4	5	8	3	6	1	3	2	5	19	▼	56
<b>Miscellaneous Civil</b>	2024	49	52	43	-	-	-	-	-	-	-	-	-	144	-13%	144
	2023	59	55	52	35	57	55	40	42	55	32	49	45	166	▼	576
<b>Misdemeanor</b>	2024	49	64	87	-	-	-	-	-	-	-	-	-	200	80%	200
	2023	34	46	31	40	75	51	40	42	48	35	37	19	111	▲	498
<b>Other</b>	2024	22	34	44	-	-	-	-	-	-	-	-	-	100	45%	100
	2023	27	8	34	15	31	32	30	34	22	30	25	23	69	▲	311
<b>Other Criminally Related Matters</b>	2024	8	7	9	-	-	-	-	-	-	-	-	-	24	14%	24
	2023	7	6	8	3	5	17	2	8	5	12	3	4	21	▲	80
<b>Probates/Wills &amp; Trusts - Level 1</b>	2024	-	-	-	-	-	-	-	-	-	-	-	-	0	0	0
	2023	-	-	-	-	-	-	1	1	-	-	-	-	0	↔	2
<b>Probates/Wills &amp; Trusts - Level 2</b>	2024	1	-	1	-	-	-	-	-	-	-	-	-	2	-60%	2
	2023	2	2	1	5	-	1	1	1	1	1	-	-	5	▼	15
<b>Uncontested Divorce</b>	2024	8	17	9	-	-	-	-	-	-	-	-	-	34	0%	34
	2023	13	12	9	13	8	15	16	11	17	11	14	9	34	↔	148

This report reflects data in the case management system. Numbers will update accordingly as reports are refreshed and posted.

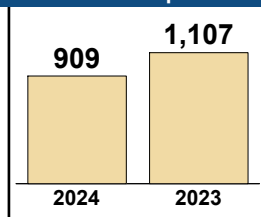
Dashboard

**Court:** Albemarle Circuit **Circuit/Court ID:** 16 216003  
**Start/End Date:** Jan-23 / Mar-24 **Type of Case:** Dispositions  
**2023 Average Month:** 323 **2024 Average Month:**303  
**Jan-Mar 2023:** 1,107 **Jan-Mar 2024 :** 909  
**Dispositions Trending:** ▼ **Overall AVG. Month:** 319

Monthly Dispositions Summary



Jan --- Mar Dispositions



Dispositions by Division

Divisions		Jan	Feb	Mar	Apr	May	Jun	Jul	Aug	Sep	Oct	Nov	Dec	Thru Mar	% Change	Total
<b>Total</b>	2024	315	299	295	-	-	-	-	-	-	-	-	-	909	-18%	909
	2023	357	325	425	354	272	343	240	339	280	374	224	346	1,107	▼	3,879
<b>Civil</b>	2024	60	40	59	-	-	-	-	-	-	-	-	-	159	-39%	159
	2023	68	46	145	61	67	58	47	64	72	68	35	60	259	▼	791
<b>Criminal</b>	2024	32	51	30	-	-	-	-	-	-	-	-	-	113	-31%	113
	2023	61	65	37	71	31	84	36	49	75	98	25	29	163	▼	661
<b>Concealed Handgun Permits</b>	2024	90	101	111	-	-	-	-	-	-	-	-	-	302	-13%	302
	2023	109	126	114	132	68	91	67	108	49	116	33	104	349	▼	1,117
<b>Miscellaneous/ Other</b>	2024	133	107	94	-	-	-	-	-	-	-	-	-	334	0%	334
	2023	118	87	129	89	104	107	89	118	84	92	130	153	334	↔	1,300
<b>Others</b>	2024	-	-	1	-	-	-	-	-	-	-	-	-	1	-50%	1
	2023	1	1	-	1	2	3	1	-	-	-	-	1	2	▼	10

Dispositions by Case Category

Case Categories		Jan	Feb	Mar	Apr	May	Jun	Jul	Aug	Sep	Oct	Nov	Dec	Thru Mar	% Change	Total
<b>Administrative Law</b>	2024	-	-	1	-	-	-	-	-	-	-	-	-	1	0%	1
	2023	-	-	1	-	1	-	1	-	1	-	1	-	1	↔	5
<b>Capital Murder</b>	2024	-	-	-	-	-	-	-	-	-	-	-	-	0	0	0
	2023	-	-	-	-	1	-	-	1	-	-	-	-	0	↔	2
<b>Contested Divorce</b>	2024	11	4	15	-	-	-	-	-	-	-	-	-	30	-9%	30
	2023	5	4	24	3	9	4	1	4	16	11	4	5	33	▼	90
<b>Domestic and Family - Level 1</b>	2024	8	10	3	-	-	-	-	-	-	-	-	-	21	-53%	21
	2023	16	13	16	11	6	15	5	10	3	4	3	5	45	▼	107
<b>Domestic and Family - Level 2</b>	2024	4	6	3	-	-	-	-	-	-	-	-	-	13	-38%	13
	2023	6	5	10	4	3	7	1	4	6	5	3	6	21	▼	60
<b>Felonies and Related Matters</b>	2024	25	40	23	-	-	-	-	-	-	-	-	-	88	-33%	88
	2023	50	49	33	57	28	69	33	34	66	77	24	26	132	▼	546
<b>General Civil - Level 1</b>	2024	-	-	1	-	-	-	-	-	-	-	-	-	1	-50%	1
	2023	1	-	1	2	-	1	1	4	3	-	-	2	2	▼	15
<b>General Civil - Level 2</b>	2024	11	8	3	-	-	-	-	-	-	-	-	-	22	-65%	22
	2023	14	10	39	13	12	9	19	16	10	13	11	20	63	▼	186
<b>General Civil - Level 3</b>	2024	9	9	10	-	-	-	-	-	-	-	-	-	28	4%	28
	2023	7	6	14	11	5	1	2	4	1	9	3	4	27	▲	67
<b>Miscellaneous Civil</b>	2024	117	136	147	-	-	-	-	-	-	-	-	-	400	-13%	400
	2023	146	140	174	165	107	145	109	153	83	153	73	131	460	▼	1,579
<b>Misdemeanor</b>	2024	6	10	5	-	-	-	-	-	-	-	-	-	21	-25%	21
	2023	11	13	4	10	2	15	3	11	8	15	1	1	28	▼	94
<b>Other</b>	2024	105	65	53	-	-	-	-	-	-	-	-	-	223	3%	223
	2023	81	70	65	55	67	56	45	72	47	50	84	116	216	▲	808
<b>Other Criminally Related Matters</b>	2024	1	1	2	-	-	-	-	-	-	-	-	-	4	0%	4
	2023	-	3	1	4	-	2	-	3	1	6	-	2	4	↔	22
<b>Probates/Wills &amp; Trusts - Level 1</b>	2024	-	-	1	-	-	-	-	-	-	-	-	-	1	1	1
	2023	-	-	-	-	2	1	1	-	2	-	1	1	0	↔	8
<b>Probates/Wills &amp; Trusts - Level 2</b>	2024	7	1	2	-	-	-	-	-	-	-	-	-	10	-41%	10
	2023	6	5	6	3	2	4	2	9	3	7	1	2	17	▼	50
<b>Protective Orders</b>	2024	1	-	-	-	-	-	-	-	-	-	-	-	1	1	1
	2023	-	-	-	-	-	2	-	-	-	-	-	-	0	↔	2
<b>Uncontested Divorce</b>	2024	10	9	26	-	-	-	-	-	-	-	-	-	45	-22%	45
	2023	14	7	37	16	27	12	17	14	30	24	15	25	58	▼	238

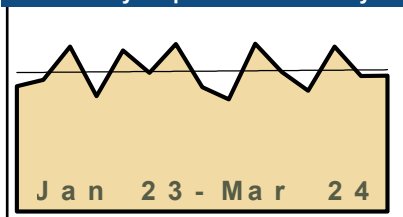


Dashboard

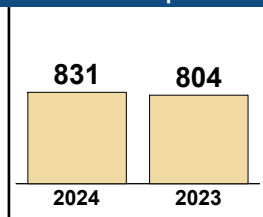
**Court:** Culpeper Circuit  
**Start/End Date:** Jan-23 / Mar-24  
**2023 Average Month:** 265  
**Jan-Mar 2023:** 804  
**Dispositions Trending:** ▲

**Circuit/Court ID:** 16 216047  
**Type of Case:** Dispositions  
**2024 Average Month:** 277  
**Jan-Mar 2024 :** 831  
**Overall AVG. Month:** 267

Monthly Dispositions Summary



Jan --- Mar Dispositions



Dispositions by Division

Divisions		Jan	Feb	Mar	Apr	May	Jun	Jul	Aug	Sep	Oct	Nov	Dec	Thru Mar	% Change	Total
<b>Total</b>	2024	314	258	259	-	-	-	-	-	-	-	-	-	831	3%	831
	2023	239	251	314	220	307	264	319	237	214	320	266	230	804	▲	3,181
<b>Civil</b>	2024	26	38	33	-	-	-	-	-	-	-	-	-	97	-18%	97
	2023	44	32	42	55	48	27	42	34	35	44	57	33	118	▼	493
<b>Criminal</b>	2024	132	150	102	-	-	-	-	-	-	-	-	-	384	25%	384
	2023	87	111	110	82	143	123	165	110	104	155	121	98	308	▲	1,409
<b>Concealed Handgun Permits</b>	2024	126	46	101	-	-	-	-	-	-	-	-	-	273	-14%	273
	2023	89	89	138	68	82	80	95	67	55	92	64	87	316	▼	1,006
<b>Miscellaneous/ Other</b>	2024	30	24	23	-	-	-	-	-	-	-	-	-	77	24%	77
	2023	19	19	24	15	34	34	17	26	20	29	24	12	62	▲	273

Dispositions by Case Category


Case Categories		Jan	Feb	Mar	Apr	May	Jun	Jul	Aug	Sep	Oct	Nov	Dec	Thru Mar	% Change	Total
<b>Contested Divorce</b>	2024	4	3	6	-	-	-	-	-	-	-	-	-	13	-43%	13
	2023	8	5	10	15	9	3	7	6	9	2	4	8	23	▼	86
<b>Domestic and Family - Level 1</b>	2024	2	7	11	-	-	-	-	-	-	-	-	-	20	54%	20
	2023	11	2	-	2	4	1	11	4	4	7	26	11	13	▲	83
<b>Domestic and Family - Level 2</b>	2024	4	2	-	-	-	-	-	-	-	-	-	-	6	-14%	6
	2023	2	1	4	3	4	2	1	1	6	3	4	1	7	▼	32
<b>Felonies and Related Matters</b>	2024	95	97	67	-	-	-	-	-	-	-	-	-	259	16%	259
	2023	67	74	82	62	115	84	100	76	77	112	90	80	223	▲	1,019
<b>General Civil - Level 1</b>	2024	-	-	-	-	-	-	-	-	-	-	-	-	0	-100%	0
	2023	-	-	2	1	-	-	-	1	-	-	-	-	2	▼	4
<b>General Civil - Level 2</b>	2024	7	7	2	-	-	-	-	-	-	-	-	-	16	23%	16
	2023	1	4	8	8	7	4	4	4	2	12	6	3	13	▲	63
<b>General Civil - Level 3</b>	2024	-	2	1	-	-	-	-	-	-	-	-	-	3	-50%	3
	2023	5	1	-	2	2	-	2	2	3	3	3	1	6	▼	24
<b>Miscellaneous Civil</b>	2024	155	70	121	-	-	-	-	-	-	-	-	-	346	-9%	346
	2023	110	107	162	82	113	113	111	92	74	120	83	99	379	▼	1,266
<b>Misdemeanor</b>	2024	34	50	33	-	-	-	-	-	-	-	-	-	117	46%	117
	2023	18	34	28	18	27	37	59	32	25	42	31	18	80	▲	369
<b>Other</b>	2024	-	1	3	-	-	-	-	-	-	-	-	-	4	4	4
	2023	-	-	-	1	2	-	1	-	-	-	1	1	0	↔	6
<b>Other Criminally Related Matters</b>	2024	3	3	2	-	-	-	-	-	-	-	-	-	8	60%	8
	2023	2	3	-	2	1	2	6	2	2	1	-	-	5	▲	21
<b>Probates/Wills &amp; Trusts - Level 1</b>	2024	1	-	-	-	-	-	-	-	-	-	-	-	1	1	1
	2023	-	-	-	-	-	-	-	-	-	-	-	-	0	↔	0
<b>Probates/Wills &amp; Trusts - Level 2</b>	2024	-	-	-	-	-	-	-	-	-	-	-	-	0	-100%	0
	2023	1	2	-	3	3	-	1	-	1	-	2	-	3	▼	13
<b>Uncontested Divorce</b>	2024	9	16	13	-	-	-	-	-	-	-	-	-	38	-24%	38
	2023	14	18	18	21	20	18	16	17	11	17	16	9	50	▼	195

Dashboard

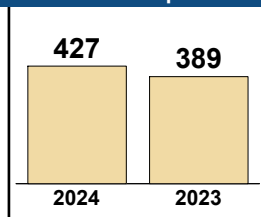
**Court:** Fluvanna Circuit  
**Start/End Date:** Jan-23 / Mar-24  
**2023 Average Month:** 139  
**Jan-Mar 2023:** 389  
**Dispositions Trending:** ▲

**Circuit/Court ID:** 16 216065  
**Type of Case:** Dispositions  
**2024 Average Month:** 142  
**Jan-Mar 2024 :** 427  
**Overall AVG. Month:** 140

Monthly Dispositions Summary



Jan --- Mar Dispositions



Dispositions by Division

Divisions		Jan	Feb	Mar	Apr	May	Jun	Jul	Aug	Sep	Oct	Nov	Dec	Thru Mar	% Change	Total
<b>Total</b>	2024	172	143	112	-	-	-	-	-	-	-	-	-	427	10%	427
	2023	148	110	131	142	71	198	100	200	119	169	70	214	389	▲	1,672
<b>Civil</b>	2024	10	14	19	-	-	-	-	-	-	-	-	-	43	26%	43
	2023	8	16	10	10	15	25	15	10	9	6	14	11	34	▲	149
<b>Criminal</b>	2024	58	23	22	-	-	-	-	-	-	-	-	-	103	3%	103
	2023	32	31	37	28	23	46	26	113	51	70	15	33	100	▲	505
<b>Concealed Handgun Permits</b>	2024	77	79	48	-	-	-	-	-	-	-	-	-	204	11%	204
	2023	83	35	66	72	13	98	37	46	27	54	20	53	184	▲	604
<b>Miscellaneous/ Other</b>	2024	27	27	22	-	-	-	-	-	-	-	-	-	76	7%	76
	2023	25	28	18	30	20	28	22	31	32	39	20	117	71	▲	410
<b>Others</b>	2024	-	-	1	-	-	-	-	-	-	-	-	-	1	1	1
	2023	-	-	-	2	-	1	-	-	-	-	-	-	0	↔	4

Dispositions by Case Category

Case Categories		Jan	Feb	Mar	Apr	May	Jun	Jul	Aug	Sep	Oct	Nov	Dec	Thru Mar	% Change	Total
<b>Contested Divorce</b>	2024	1	-	-	-	-	-	-	-	-	-	-	-	1	-89%	1
	2023	2	5	2	1	5	1	4	1	1	1	1	2	9	▼	26
<b>Domestic and Family - Level 1</b>	2024	-	3	4	-	-	-	-	-	-	-	-	-	7	600%	7
	2023	-	-	1	-	3	7	4	4	-	-	-	4	1	▲	23
<b>Domestic and Family - Level 2</b>	2024	1	2	2	-	-	-	-	-	-	-	-	-	5	25%	5
	2023	1	3	-	1	3	2	-	-	1	1	1	3	4	▲	16
<b>Felonies and Related Matters</b>	2024	53	14	18	-	-	-	-	-	-	-	-	-	85	42%	85
	2023	22	15	23	21	14	29	22	77	39	40	9	29	60	▲	340
<b>General Civil - Level 1</b>	2024	-	-	-	-	-	-	-	-	-	-	-	-	0	0	0
	2023	-	-	-	1	-	-	-	-	-	1	-	-	0	↔	2
<b>General Civil - Level 2</b>	2024	2	2	4	-	-	-	-	-	-	-	-	-	8	33%	8
	2023	1	1	4	1	3	2	-	2	2	3	2	4	6	▲	25
<b>General Civil - Level 3</b>	2024	2	2	2	-	-	-	-	-	-	-	-	-	6	20%	6
	2023	2	1	2	-	-	3	5	2	2	-	-	2	5	▲	19
<b>Miscellaneous Civil</b>	2024	91	89	60	-	-	-	-	-	-	-	-	-	240	17%	240
	2023	90	43	72	85	26	109	47	55	38	80	29	122	205	▲	796
<b>Misdemeanor</b>	2024	2	8	4	-	-	-	-	-	-	-	-	-	14	-61%	14
	2023	10	12	14	7	9	12	4	35	12	13	6	4	36	▼	138
<b>Other</b>	2024	13	17	12	-	-	-	-	-	-	-	-	-	42	-14%	42
	2023	18	20	11	18	6	19	10	21	21	11	11	46	49	▼	212
<b>Other Criminally Related Matters</b>	2024	3	2	-	-	-	-	-	-	-	-	-	-	5	25%	5
	2023	-	4	-	-	-	5	-	1	-	17	-	-	4	▲	27
<b>Probates/Wills &amp; Trusts - Level 1</b>	2024	-	-	-	-	-	-	-	-	-	-	-	-	0	0	0
	2023	-	-	-	-	-	-	1	-	-	-	-	-	0	↔	1
<b>Probates/Wills &amp; Trusts - Level 2</b>	2024	-	1	1	-	-	-	-	-	-	-	-	-	2	0%	2
	2023	-	2	-	-	-	-	-	-	1	-	-	-	2	↔	3
<b>Uncontested Divorce</b>	2024	4	3	5	-	-	-	-	-	-	-	-	-	12	50%	12
	2023	2	4	2	7	2	9	3	2	2	2	7	2	8	▲	44

Dashboard		Monthly Dispositions Summary		Jan --- Mar Dispositions	
<p><b>Court:</b> Goochland Circuit  <b>Start/End Date:</b> Jan-23 / Mar-24  <b>2023 Average Month:</b> 109  <b>Jan-Mar 2023:</b> 362  <b>Dispositions Trending:</b> ▼</p>	<p><b>Circuit/Court ID:</b> 16 216075  <b>Type of Case:</b> Dispositions  <b>2024 Average Month:</b> 95  <b>Jan-Mar 2024 :</b> 284  <b>Overall AVG. Month:</b> 106</p>	<p>Jan 23 - Mar 24</p>		<p>2024: 284, 2023: 362</p>	

Dispositions by Division																
Divisions		Jan	Feb	Mar	Apr	May	Jun	Jul	Aug	Sep	Oct	Nov	Dec	Thru Mar	% Change	Total
<b>Total</b>	2024	84	122	78	-	-	-	-	-	-	-	-	-	284	-22%	284
	2023	141	111	110	79	139	108	73	169	84	78	133	80	362	▼	1,305
<b>Civil</b>	2024	13	10	10	-	-	-	-	-	-	-	-	-	33	-20%	33
	2023	13	7	21	8	16	12	15	19	6	12	16	8	41	▼	153
<b>Criminal</b>	2024	22	37	25	-	-	-	-	-	-	-	-	-	84	91%	84
	2023	12	13	19	9	41	19	20	77	20	18	30	11	44	▲	289
<b>Concealed Handgun Permits</b>	2024	39	66	35	-	-	-	-	-	-	-	-	-	140	-40%	140
	2023	100	78	57	52	78	73	29	61	51	31	85	52	235	▼	747
<b>Miscellaneous/ Other</b>	2024	10	9	8	-	-	-	-	-	-	-	-	-	27	-36%	27
	2023	16	13	13	10	4	4	9	12	7	17	2	9	42	▼	116

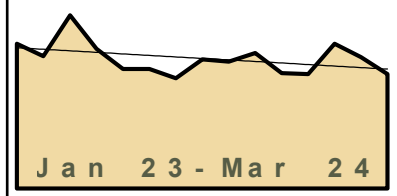
Dispositions by Case Category																
Case Categories		Jan	Feb	Mar	Apr	May	Jun	Jul	Aug	Sep	Oct	Nov	Dec	Thru Mar	% Change	Total
<b>Administrative Law</b>	2024	-	-	-	-	-	-	-	-	-	-	-	-	0	0	0
	2023	-	-	-	-	-	-	-	2	-	-	-	-	-	0	↔
<b>Capital Murder</b>	2024	-	-	-	-	-	-	-	-	-	-	-	-	0	0	0
	2023	-	-	-	-	-	-	-	1	-	-	-	-	-	0	↔
<b>Contested Divorce</b>	2024	2	-	1	-	-	-	-	-	-	-	-	-	3	-63%	3
	2023	2	2	4	1	2	2	2	1	3	1	3	1	8	▼	24
<b>Domestic and Family - Level 1</b>	2024	1	3	-	-	-	-	-	-	-	-	-	-	4	-50%	4
	2023	5	1	2	-	-	-	-	-	1	-	-	-	8	▼	9
<b>Domestic and Family - Level 2</b>	2024	1	1	1	-	-	-	-	-	-	-	-	-	3	0%	3
	2023	1	-	2	-	1	-	-	-	-	-	-	-	3	↔	4
<b>Felonies and Related Matters</b>	2024	11	17	12	-	-	-	-	-	-	-	-	-	40	43%	40
	2023	9	6	13	2	22	14	11	58	11	9	20	8	28	▲	183
<b>General Civil - Level 1</b>	2024	-	-	1	-	-	-	-	-	-	-	-	-	1	0%	1
	2023	-	-	1	-	-	-	-	-	-	1	-	-	1	↔	2
<b>General Civil - Level 2</b>	2024	2	7	4	-	-	-	-	-	-	-	-	-	13	18%	13
	2023	5	1	5	3	7	6	5	8	-	6	6	4	11	▲	56
<b>General Civil - Level 3</b>	2024	3	-	1	-	-	-	-	-	-	-	-	-	4	-20%	4
	2023	-	1	4	1	4	1	5	-	-	-	3	1	5	▼	20
<b>Miscellaneous Civil</b>	2024	49	73	41	-	-	-	-	-	-	-	-	-	163	-41%	163
	2023	114	91	69	62	82	77	38	71	56	47	86	60	274	▼	853
<b>Misdemeanor</b>	2024	6	15	10	-	-	-	-	-	-	-	-	-	31	121%	31
	2023	3	6	5	2	16	2	4	17	5	6	8	3	14	▲	77
<b>Other Criminally Related Matters</b>	2024	5	5	3	-	-	-	-	-	-	-	-	-	13	550%	13
	2023	-	1	1	5	3	3	5	2	4	3	2	-	2	▲	29
<b>Probates/Wills &amp; Trusts - Level 1</b>	2024	-	-	-	-	-	-	-	-	-	-	-	-	0	0	0
	2023	-	-	-	-	-	-	-	-	1	-	-	-	0	↔	1
<b>Probates/Wills &amp; Trusts - Level 2</b>	2024	-	-	1	-	-	-	-	-	-	-	-	-	1	0%	1
	2023	-	-	1	-	-	1	-	-	-	-	-	-	1	↔	2
<b>Uncontested Divorce</b>	2024	4	1	3	-	-	-	-	-	-	-	-	-	8	14%	8
	2023	2	2	3	3	2	2	3	8	3	6	5	3	7	▲	42

Dashboard

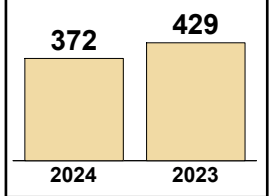
**Court:** Greene Circuit  
**Start/End Date:** Jan-23 / Mar-24  
**2023 Average Month:** 124  
**Jan-Mar 2023:** 429  
**Dispositions Trending:** ▼

**Circuit/Court ID:** 16 216079  
**Type of Case:** Dispositions  
**2024 Average Month:** 124  
**Jan-Mar 2024 :** 372  
**Overall AVG. Month:** 124

Monthly Dispositions Summary



Jan --- Mar Dispositions



Dispositions by Division

Divisions		Jan	Feb	Mar	Apr	May	Jun	Jul	Aug	Sep	Oct	Nov	Dec	Thru Mar	% Change	Total
<b>Total</b>	2024	138	125	109	-	-	-	-	-	-	-	-	-	372	-13%	372
	2023	138	126	165	133	114	114	105	123	121	129	110	109	429	▼	1,487
<b>Civil</b>	2024	15	10	9	-	-	-	-	-	-	-	-	-	34	17%	34
	2023	10	5	14	56	31	11	10	21	10	21	7	18	29	▲	214
<b>Criminal</b>	2024	44	50	39	-	-	-	-	-	-	-	-	-	133	-16%	133
	2023	50	53	56	19	23	33	19	64	19	48	21	5	159	▼	410
<b>Concealed Handgun Permits</b>	2024	67	58	50	-	-	-	-	-	-	-	-	-	175	-12%	175
	2023	66	57	76	32	40	43	55	19	80	32	68	15	199	▼	583
<b>Miscellaneous/ Other</b>	2024	12	7	11	-	-	-	-	-	-	-	-	-	30	-29%	30
	2023	12	11	19	26	20	27	21	19	12	28	14	71	42	▼	280

Dispositions by Case Category

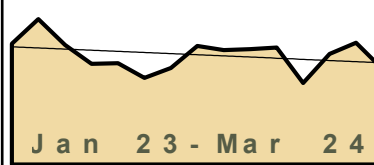
Case Categories		Jan	Feb	Mar	Apr	May	Jun	Jul	Aug	Sep	Oct	Nov	Dec	Thru Mar	% Change	Total
<b>Administrative Law</b>	2024	-	1	-	-	-	-	-	-	-	-	-	-	1	0%	1
	2023	-	1	-	1	-	1	-	-	-	-	-	1	1	↔	4
<b>Contested Divorce</b>	2024	1	1	1	-	-	-	-	-	-	-	-	-	3	0%	3
	2023	-	1	2	7	4	1	3	3	-	2	-	-	3	↔	23
<b>Domestic and Family - Level 1</b>	2024	5	1	3	-	-	-	-	-	-	-	-	-	9	50%	9
	2023	2	-	4	3	5	-	2	11	-	1	1	11	6	▲	40
<b>Domestic and Family - Level 2</b>	2024	1	1	-	-	-	-	-	-	-	-	-	-	2	2	2
	2023	-	-	-	-	1	1	-	1	-	-	-	-	0	↔	3
<b>Felonies and Related Matters</b>	2024	31	40	20	-	-	-	-	-	-	-	-	-	91	-13%	91
	2023	34	31	39	9	14	28	11	47	16	23	17	2	104	▼	271
<b>General Civil - Level 1</b>	2024	-	-	1	-	-	-	-	-	-	-	-	-	1	0%	1
	2023	-	-	1	1	-	-	-	-	-	1	1	-	1	↔	5
<b>General Civil - Level 2</b>	2024	1	-	2	-	-	-	-	-	-	-	-	-	3	-57%	3
	2023	3	1	3	20	10	1	2	1	3	5	5	3	7	▼	57
<b>General Civil - Level 3</b>	2024	-	2	-	-	-	-	-	-	-	-	-	-	2	100%	2
	2023	1	-	6	4	-	-	1	1	2	2	-	1	1	▲	18
<b>Miscellaneous Civil</b>	2024	74	61	56	-	-	-	-	-	-	-	-	-	191	-19%	191
	2023	78	65	93	48	53	64	71	25	90	54	80	20	236	▼	741
<b>Misdemeanor</b>	2024	10	10	10	-	-	-	-	-	-	-	-	-	30	-38%	30
	2023	14	17	17	6	9	2	7	17	3	24	4	3	48	▼	123
<b>Other</b>	2024	5	4	6	-	-	-	-	-	-	-	-	-	15	400%	15
	2023	-	2	1	4	3	10	4	12	4	5	2	66	3	▲	113
<b>Other Criminally Related Matters</b>	2024	3	-	9	-	-	-	-	-	-	-	-	-	12	50%	12
	2023	3	5	4	-	-	4	1	-	-	2	-	-	8	▲	19
<b>Probates/Wills &amp; Trusts - Level 1</b>	2024	-	-	-	-	-	-	-	-	-	-	-	-	0	0	0
	2023	-	-	-	-	2	-	-	1	-	-	-	-	0	↔	3
<b>Probates/Wills &amp; Trusts - Level 2</b>	2024	1	-	-	-	-	-	-	-	-	-	-	-	1	-50%	1
	2023	-	-	2	1	-	-	-	-	-	-	-	-	2	▼	3
<b>Protective Orders</b>	2024	1	-	-	-	-	-	-	-	-	-	-	-	1	1	1
	2023	-	-	-	-	-	-	-	-	-	-	-	-	0	↔	0
<b>Uncontested Divorce</b>	2024	5	4	1	-	-	-	-	-	-	-	-	-	10	11%	10
	2023	3	3	3	23	9	2	3	4	2	10	1	1	9	▲	64

Dashboard

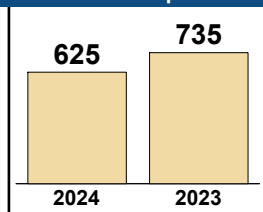
**Court:** Louisa Circuit  
**Start/End Date:** Jan-23 / Mar-24  
**2023 Average Month:** 209  
**Jan-Mar 2023:** 735  
**Dispositions Trending:** ▼

**Circuit/Court ID:** 16 216109  
**Type of Case:** Dispositions  
**2024 Average Month:** 208  
**Jan-Mar 2024 :** 625  
**Overall AVG. Month:** 209

Monthly Dispositions Summary



Jan --- Mar Dispositions



Dispositions by Division

Divisions		Jan	Feb	Mar	Apr	May	Jun	Jul	Aug	Sep	Oct	Nov	Dec	Thru Mar	% Change	Total
<b>Total</b>	2024	211	232	182	-	-	-	-	-	-	-	-	-	625	-15%	625
	2023	230	277	228	192	193	165	184	226	218	220	223	155	735	▼	2,511
<b>Civil</b>	2024	10	18	14	-	-	-	-	-	-	-	-	-	42	-34%	42
	2023	26	19	19	17	17	18	23	21	10	17	19	26	64	▼	232
<b>Criminal</b>	2024	67	89	63	-	-	-	-	-	-	-	-	-	219	11%	219
	2023	67	66	64	68	63	75	61	93	117	101	76	54	197	▲	905
<b>Concealed Handgun Permits</b>	2024	122	102	84	-	-	-	-	-	-	-	-	-	308	-11%	308
	2023	90	159	99	82	80	39	79	80	58	60	100	40	348	▼	966
<b>Miscellaneous/ Other</b>	2024	12	23	21	-	-	-	-	-	-	-	-	-	56	-56%	56
	2023	47	33	46	25	33	33	21	32	33	42	28	35	126	▼	408

Dispositions by Case Category

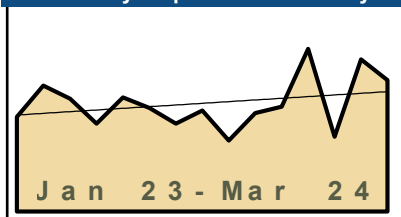
Case Categories		Jan	Feb	Mar	Apr	May	Jun	Jul	Aug	Sep	Oct	Nov	Dec	Thru Mar	% Change	Total
<b>Administrative Law</b>	2024	-	-	1	-	-	-	-	-	-	-	-	-	1	0%	1
	2023	-	1	-	-	-	-	-	-	-	-	-	-	1	↔	1
<b>Capital Murder</b>	2024	-	1	-	-	-	-	-	-	-	-	-	-	1	1	1
	2023	-	-	-	-	-	-	-	-	1	-	-	-	0	↔	1
<b>Contested Divorce</b>	2024	-	3	1	-	-	-	-	-	-	-	-	-	4	-56%	4
	2023	6	2	1	2	2	1	4	7	2	6	6	3	9	▼	42
<b>Domestic and Family - Level 1</b>	2024	-	4	4	-	-	-	-	-	-	-	-	-	8	8	8
	2023	-	-	-	1	3	-	-	1	-	-	1	3	0	↔	9
<b>Domestic and Family - Level 2</b>	2024	2	-	1	-	-	-	-	-	-	-	-	-	3	-25%	3
	2023	1	2	1	-	-	-	1	-	2	1	1	-	4	▼	9
<b>Felonies and Related Matters</b>	2024	51	60	40	-	-	-	-	-	-	-	-	-	151	25%	151
	2023	40	48	33	32	40	46	40	64	110	74	59	32	121	▲	618
<b>General Civil - Level 1</b>	2024	-	-	-	-	-	-	-	-	-	-	-	-	0	0	0
	2023	-	-	-	1	-	-	-	-	-	-	-	-	0	↔	1
<b>General Civil - Level 2</b>	2024	3	5	5	-	-	-	-	-	-	-	-	-	13	-7%	13
	2023	7	5	2	1	6	2	4	6	2	5	4	5	14	▼	49
<b>General Civil - Level 3</b>	2024	1	2	3	-	-	-	-	-	-	-	-	-	6	20%	6
	2023	2	1	2	3	2	3	5	-	-	-	4	5	5	▲	27
<b>Miscellaneous Civil</b>	2024	134	124	101	-	-	-	-	-	-	-	-	-	359	-10%	359
	2023	104	179	117	93	96	54	84	102	73	76	113	49	400	▼	1,140
<b>Misdemeanor</b>	2024	16	23	23	-	-	-	-	-	-	-	-	-	62	-10%	62
	2023	26	17	26	36	22	28	20	26	4	24	13	21	69	▼	263
<b>Other</b>	2024	-	2	-	-	-	-	-	-	-	-	-	-	2	-97%	2
	2023	33	15	28	13	18	22	16	12	17	24	15	27	76	▼	240
<b>Other Criminally Related Matters</b>	2024	1	5	-	-	-	-	-	-	-	-	-	-	6	-25%	6
	2023	2	1	5	-	1	2	1	3	2	3	4	1	8	▼	25
<b>Probates/Wills &amp; Trusts - Level 1</b>	2024	-	1	-	-	-	-	-	-	-	-	-	-	1	1	1
	2023	-	-	-	-	-	-	-	-	-	-	-	-	0	↔	0
<b>Probates/Wills &amp; Trusts - Level 2</b>	2024	1	-	-	-	-	-	-	-	-	-	-	-	1	-80%	1
	2023	-	1	4	2	-	-	1	1	1	1	-	4	5	▼	15
<b>Uncontested Divorce</b>	2024	2	2	3	-	-	-	-	-	-	-	-	-	7	-70%	7
	2023	9	5	9	8	3	7	8	4	4	6	3	5	23	▼	71

Dashboard

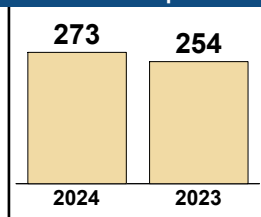
**Court:** Madison Circuit  
**Start/End Date:** Jan-23 / Mar-24  
**2023 Average Month:** 80  
**Jan-Mar 2023:** 254  
**Dispositions Trending:** ▲

**Circuit/Court ID:** 16 216113  
**Type of Case:** Dispositions  
**2024 Average Month:** 91  
**Jan-Mar 2024 :** 273  
**Overall AVG. Month:** 82

Monthly Dispositions Summary



Jan --- Mar Dispositions



Dispositions by Division

Divisions		Jan	Feb	Mar	Apr	May	Jun	Jul	Aug	Sep	Oct	Nov	Dec	Thru Mar	% Change	Total
<b>Total</b>	2024	57	116	100	-	-	-	-	-	-	-	-	-	273	7%	273
	2023	72	96	86	67	87	79	67	77	54	75	80	124	254	▲	964
<b>Civil</b>	2024	10	7	4	-	-	-	-	-	-	-	-	-	21	91%	21
	2023	2	5	4	8	11	10	4	8	2	2	5	4	11	▲	65
<b>Criminal</b>	2024	22	47	6	-	-	-	-	-	-	-	-	-	75	39%	75
	2023	18	12	24	7	26	17	18	13	28	7	26	21	54	▲	217
<b>Concealed Handgun Permits</b>	2024	2	45	65	-	-	-	-	-	-	-	-	-	112	-19%	112
	2023	37	60	42	44	33	34	16	30	4	53	38	36	139	▼	427
<b>Miscellaneous/ Other</b>	2024	23	17	25	-	-	-	-	-	-	-	-	-	65	30%	65
	2023	15	19	16	8	17	18	29	26	20	13	11	63	50	▲	255

Dispositions by Case Category


Case Categories		Jan	Feb	Mar	Apr	May	Jun	Jul	Aug	Sep	Oct	Nov	Dec	Thru Mar	% Change	Total
<b>Administrative Law</b>	2024	-	-	-	-	-	-	-	-	-	-	-	-	0	0	0
	2023	-	-	-	1	-	-	-	-	-	1	-	-	-	0	↔
<b>Contested Divorce</b>	2024	1	-	-	-	-	-	-	-	-	-	-	-	1	1	1
	2023	-	-	-	1	1	1	-	-	-	-	-	-	-	0	↔
<b>Domestic and Family - Level 1</b>	2024	-	3	1	-	-	-	-	-	-	-	-	-	4	300%	4
	2023	-	-	1	-	1	2	1	-	-	-	-	3	1	▲	9
<b>Domestic and Family - Level 2</b>	2024	-	-	-	-	-	-	-	-	-	-	-	-	0	-100%	0
	2023	-	1	1	1	-	-	-	-	-	-	-	-	2	▼	3
<b>Felonies and Related Matters</b>	2024	10	23	4	-	-	-	-	-	-	-	-	-	37	16%	37
	2023	12	4	16	4	19	13	12	11	19	5	14	14	32	▲	143
<b>General Civil - Level 2</b>	2024	3	-	2	-	-	-	-	-	-	-	-	-	5	5	5
	2023	-	-	-	3	7	2	2	3	-	-	-	2	0	↔	20
<b>General Civil - Level 3</b>	2024	2	2	1	-	-	-	-	-	-	-	-	-	5	0%	5
	2023	1	3	1	1	1	1	-	5	1	2	-	1	5	↔	17
<b>Miscellaneous Civil</b>	2024	9	48	71	-	-	-	-	-	-	-	-	-	128	-15%	128
	2023	40	66	45	50	43	41	29	39	9	61	39	40	151	▼	502
<b>Misdemeanor</b>	2024	12	24	1	-	-	-	-	-	-	-	-	-	37	85%	37
	2023	6	7	7	3	7	4	5	2	6	1	12	6	20	▲	66
<b>Other</b>	2024	17	14	18	-	-	-	-	-	-	-	-	-	49	32%	49
	2023	12	12	13	3	7	12	16	16	15	5	10	59	37	▲	180
<b>Other Criminally Related Matters</b>	2024	-	-	1	-	-	-	-	-	-	-	-	-	1	-50%	1
	2023	-	1	1	-	-	-	1	-	3	1	-	1	2	▼	8
<b>Probates/Wills &amp; Trusts - Level 2</b>	2024	-	-	-	-	-	-	-	-	-	-	-	-	0	0	0
	2023	-	-	-	-	1	1	-	-	-	-	-	-	0	↔	2
<b>Uncontested Divorce</b>	2024	3	2	1	-	-	-	-	-	-	-	-	-	6	50%	6
	2023	1	2	1	-	-	2	1	1	-	-	-	1	4	▲	9

Dashboard

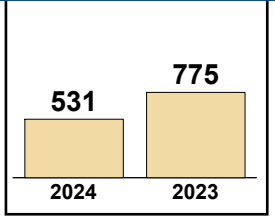
**Court:** Orange Circuit  
**Start/End Date:** Jan-23 / Mar-24  
**2023 Average Month:** 182  
**Jan-Mar 2023:** 775  
**Dispositions Trending:** ▼

**Circuit/Court ID:** 16 216137  
**Type of Case:** Dispositions  
**2024 Average Month:** 177  
**Jan-Mar 2024 :** 531  
**Overall AVG. Month:** 181

Monthly Dispositions Summary



Jan --- Mar Dispositions



Dispositions by Division

Divisions		Jan	Feb	Mar	Apr	May	Jun	Jul	Aug	Sep	Oct	Nov	Dec	Thru Mar	% Change	Total
<b>Total</b>	2024	193	206	132	-	-	-	-	-	-	-	-	-	531	-31%	531
	2023	288	193	294	144	215	169	149	141	152	207	121	108	775	▼	2,181
<b>Civil</b>	2024	34	15	11	-	-	-	-	-	-	-	-	-	60	0%	60
	2023	22	19	19	35	26	16	20	11	17	20	27	5	60	↔	237
<b>Criminal</b>	2024	66	73	56	-	-	-	-	-	-	-	-	-	195	-29%	195
	2023	73	91	111	48	72	51	51	73	45	89	42	58	275	▼	804
<b>Concealed Handgun Permits</b>	2024	74	105	57	-	-	-	-	-	-	-	-	-	236	-39%	236
	2023	176	67	144	37	95	95	47	46	76	88	51	37	387	▼	959
<b>Miscellaneous/ Other</b>	2024	18	13	8	-	-	-	-	-	-	-	-	-	39	-25%	39
	2023	17	16	19	24	22	7	31	11	14	10	1	8	52	▼	180
<b>Others</b>	2024	1	-	-	-	-	-	-	-	-	-	-	-	1	0%	1
	2023	-	-	1	-	-	-	-	-	-	-	-	-	1	↔	1

Dispositions by Case Category

Case Categories		Jan	Feb	Mar	Apr	May	Jun	Jul	Aug	Sep	Oct	Nov	Dec	Thru Mar	% Change	Total
<b>Administrative Law</b>	2024	-	-	-	-	-	-	-	-	-	-	-	-	0	0%	0
	2023	-	-	-	-	-	-	-	-	-	-	-	1	0	↔	1
<b>Contested Divorce</b>	2024	5	3	5	-	-	-	-	-	-	-	-	-	13	63%	13
	2023	3	3	2	3	3	2	2	4	3	3	4	3	8	▲	35
<b>Domestic and Family - Level 1</b>	2024	15	6	3	-	-	-	-	-	-	-	-	-	24	380%	24
	2023	3	-	2	5	-	3	4	-	2	1	5	-	5	▲	25
<b>Domestic and Family - Level 2</b>	2024	-	-	-	-	-	-	-	-	-	-	-	-	0	-100%	0
	2023	2	-	-	1	2	-	2	-	2	4	-	-	2	▼	13
<b>Felonies and Related Matters</b>	2024	52	55	40	-	-	-	-	-	-	-	-	-	147	-32%	147
	2023	55	82	79	37	61	39	36	54	38	67	24	38	216	▼	610
<b>General Civil - Level 1</b>	2024	1	-	-	-	-	-	-	-	-	-	-	-	1	-50%	1
	2023	-	-	2	1	1	-	-	-	-	-	-	1	2	▼	5
<b>General Civil - Level 2</b>	2024	1	1	1	-	-	-	-	-	-	-	-	-	3	-75%	3
	2023	1	7	4	8	8	1	2	5	4	5	2	1	12	▼	48
<b>General Civil - Level 3</b>	2024	4	2	1	-	-	-	-	-	-	-	-	-	7	-46%	7
	2023	6	3	4	8	3	1	3	1	-	3	4	1	13	▼	37
<b>Miscellaneous Civil</b>	2024	89	118	63	-	-	-	-	-	-	-	-	-	270	-36%	270
	2023	190	76	158	54	114	102	77	55	88	97	51	41	424	▼	1,103
<b>Misdemeanor</b>	2024	13	17	15	-	-	-	-	-	-	-	-	-	45	-18%	45
	2023	17	8	30	11	8	12	14	17	3	21	17	21	55	▼	179
<b>Other</b>	2024	1	-	-	-	-	-	-	-	-	-	-	-	1	-50%	1
	2023	-	-	2	1	2	-	-	-	1	-	1	1	2	▼	8
<b>Other Criminally Related Matters</b>	2024	1	1	1	-	-	-	-	-	-	-	-	-	3	-25%	3
	2023	1	1	2	-	3	-	1	2	4	1	1	-	4	▼	16
<b>Probates/Wills &amp; Trusts - Level 1</b>	2024	-	-	-	-	-	-	-	-	-	-	-	-	0	0%	0
	2023	-	-	-	-	-	-	-	-	1	-	-	-	0	↔	1
<b>Probates/Wills &amp; Trusts - Level 2</b>	2024	-	-	-	-	-	-	-	-	-	-	-	-	0	-100%	0
	2023	-	1	-	3	2	3	-	-	-	2	3	-	1	▼	14
<b>Uncontested Divorce</b>	2024	11	3	3	-	-	-	-	-	-	-	-	-	17	-45%	17
	2023	10	12	9	12	8	6	8	3	6	3	8	1	31	▼	86

Dashboard		Monthly Dispositions Summary		Jan --- Mar Dispositions	
<p><b>Court:</b> Charlottesville Circuit  <b>Start/End Date:</b> Jan-23 / Mar-24  <b>2023 Average Month:</b> 92  <b>Jan-Mar 2023:</b> 316  <b>Dispositions Trending:</b> ▼</p>	<p><b>Circuit/Court ID:</b> 16 216540  <b>Type of Case:</b> Dispositions  <b>2024 Average Month:</b> 87  <b>Jan-Mar 2024 :</b> 261  <b>Overall AVG. Month:</b> 91</p>	<p>Jan 23 - Mar 24</p>		<p>2024: 261, 2023: 316</p>	

Dispositions by Division																
Divisions		Jan	Feb	Mar	Apr	May	Jun	Jul	Aug	Sep	Oct	Nov	Dec	Thru Mar	% Change	Total
<b>Total</b>	2024	86	84	91	-	-	-	-	-	-	-	-	-	261	-17%	261
	2023	106	62	148	78	99	75	100	89	69	124	85	68	316	▼	1,103
<b>Civil</b>	2024	18	9	18	-	-	-	-	-	-	-	-	-	45	-17%	45
	2023	18	19	17	13	18	24	14	8	20	31	10	12	54	▼	204
<b>Criminal</b>	2024	34	36	50	-	-	-	-	-	-	-	-	-	120	-29%	120
	2023	70	12	86	43	41	35	62	40	29	68	35	30	168	▼	551
<b>Concealed Handgun Permits</b>	2024	15	18	11	-	-	-	-	-	-	-	-	-	44	-10%	44
	2023	11	18	20	10	17	3	8	18	4	14	18	21	49	▼	162
<b>Miscellaneous/ Other</b>	2024	19	21	12	-	-	-	-	-	-	-	-	-	52	16%	52
	2023	7	13	25	12	23	13	16	23	16	11	22	5	45	▲	186

Dispositions by Case Category																
Case Categories		Jan	Feb	Mar	Apr	May	Jun	Jul	Aug	Sep	Oct	Nov	Dec	Thru Mar	% Change	Total
<b>Contested Divorce</b>	2024	3	-	3	-	-	-	-	-	-	-	-	-	6	-14%	6
	2023	1	4	2	4	2	-	3	2	2	-	1	1	7	▼	22
<b>Domestic and Family - Level 1</b>	2024	-	1	1	-	-	-	-	-	-	-	-	-	2	-50%	2
	2023	1	3	-	1	1	1	-	-	6	-	-	-	4	▼	13
<b>Domestic and Family - Level 2</b>	2024	-	-	1	-	-	-	-	-	-	-	-	-	1	-75%	1
	2023	1	-	3	-	3	5	-	1	2	2	-	-	4	▼	17
<b>Felonies and Related Matters</b>	2024	27	25	33	-	-	-	-	-	-	-	-	-	85	-32%	85
	2023	47	9	69	31	28	24	49	23	24	54	22	23	125	▼	403
<b>General Civil</b>	2024	-	1	-	-	-	-	-	-	-	-	-	-	1	1	1
	2023	-	-	-	-	-	-	-	-	-	-	-	-	0	↔	0
<b>General Civil - Level 1</b>	2024	1	1	-	-	-	-	-	-	-	-	-	-	2	-33%	2
	2023	2	1	-	-	-	1	-	1	1	1	-	1	3	▼	8
<b>General Civil - Level 2</b>	2024	2	3	6	-	-	-	-	-	-	-	-	-	11	-27%	11
	2023	5	5	5	4	5	3	2	4	8	13	8	5	15	▼	67
<b>General Civil - Level 3</b>	2024	4	4	-	-	-	-	-	-	-	-	-	-	8	33%	8
	2023	3	-	3	2	2	5	-	2	1	4	2	1	6	▲	25
<b>Miscellaneous Civil</b>	2024	33	33	22	-	-	-	-	-	-	-	-	-	88	-5%	88
	2023	18	31	44	20	40	16	25	37	18	24	37	26	93	▼	336
<b>Misdemeanor</b>	2024	5	6	12	-	-	-	-	-	-	-	-	-	23	-44%	23
	2023	23	3	15	9	8	7	10	9	2	10	10	8	41	▼	114
<b>Other</b>	2024	-	-	1	-	-	-	-	-	-	-	-	-	1	1	1
	2023	-	-	-	-	-	-	-	-	-	-	1	-	0	↔	1
<b>Other Criminally Related Matters</b>	2024	3	5	5	-	-	-	-	-	-	-	-	-	13	333%	13
	2023	1	-	2	3	5	4	3	8	3	5	3	-	3	▲	37
<b>Probates/Wills &amp; Trusts - Level 1</b>	2024	-	-	-	-	-	-	-	-	-	-	-	-	0	0	0
	2023	-	-	-	-	-	-	1	-	-	-	-	-	0	↔	1
<b>Probates/Wills &amp; Trusts - Level 2</b>	2024	2	-	-	-	-	-	-	-	-	-	-	-	2	-33%	2
	2023	-	1	2	1	-	-	2	-	-	3	-	-	3	▼	9
<b>Protective Orders</b>	2024	-	2	-	-	-	-	-	-	-	-	-	-	2	2	2
	2023	-	-	-	-	-	-	-	-	-	-	-	-	0	↔	0
<b>Uncontested Divorce</b>	2024	6	3	7	-	-	-	-	-	-	-	-	-	16	33%	16
	2023	4	5	3	3	5	9	5	2	2	7	2	3	12	▲	50




Dashboard

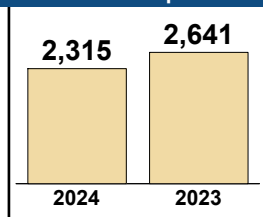
**Court:** Arlington Circuit  
**Start/End Date:** Jan-23 / Mar-24  
**2023 Average Month:** 780  
**Jan-Mar 2023:** 2,641  
**Dispositions Trending:** ▼

**Circuit/Court ID:** 17 217013  
**Type of Case:** Dispositions  
**2024 Average Month:** 772  
**Jan-Mar 2024 :** 2,315  
**Overall AVG. Month:** 778

Monthly Dispositions Summary



Jan --- Mar Dispositions



Dispositions by Division

Divisions		Jan	Feb	Mar	Apr	May	Jun	Jul	Aug	Sep	Oct	Nov	Dec	Thru Mar	% Change	Total
<b>Total</b>	2024	708	856	751	-	-	-	-	-	-	-	-	-	2,315	-12%	2,315
	2023	649	943	1,049	781	812	814	644	701	738	702	649	874	2,641	▼	9,356
<b>Civil</b>	2024	158	176	155	-	-	-	-	-	-	-	-	-	489	-22%	489
	2023	141	188	299	204	259	181	120	171	225	167	143	215	628	▼	2,313
<b>Criminal</b>	2024	200	193	247	-	-	-	-	-	-	-	-	-	640	-14%	640
	2023	258	224	262	202	243	226	128	182	185	211	175	246	744	▼	2,542
<b>Concealed Handgun Permits</b>	2024	8	206	85	-	-	-	-	-	-	-	-	-	299	-30%	299
	2023	84	231	113	55	24	155	89	52	78	49	98	131	428	▼	1,159
<b>Miscellaneous/ Other</b>	2024	339	276	261	-	-	-	-	-	-	-	-	-	876	5%	876
	2023	163	298	372	318	286	249	305	296	248	274	233	281	833	▲	3,323
<b>Others</b>	2024	3	5	3	-	-	-	-	-	-	-	-	-	11	38%	11
	2023	3	2	3	2	-	3	2	-	2	1	-	1	8	▲	19

Dispositions by Case Category

Case Categories		Jan	Feb	Mar	Apr	May	Jun	Jul	Aug	Sep	Oct	Nov	Dec	Thru Mar	% Change	Total
<b>Administrative Law</b>	2024	2	2	-	-	-	-	-	-	-	-	-	-	4	300%	4
	2023	1	-	-	3	1	1	2	1	1	3	2	-	1	▲	15
<b>Contested Divorce</b>	2024	15	13	9	-	-	-	-	-	-	-	-	-	37	-35%	37
	2023	12	23	22	21	32	17	14	30	12	13	22	19	57	▼	237
<b>Domestic and Family - Level 1</b>	2024	15	9	-	-	-	-	-	-	-	-	-	-	24	41%	24
	2023	3	4	10	5	6	10	8	2	14	5	2	5	17	▲	74
<b>Domestic and Family - Level 2</b>	2024	3	5	2	-	-	-	-	-	-	-	-	-	10	67%	10
	2023	-	3	3	4	6	7	3	12	2	7	2	4	6	▲	53
<b>Felonies and Related Matters</b>	2024	118	106	136	-	-	-	-	-	-	-	-	-	360	-20%	360
	2023	153	133	162	96	120	141	74	95	109	115	79	149	448	▼	1,426
<b>General Civil - Level 1</b>	2024	3	2	1	-	-	-	-	-	-	-	-	-	6	-67%	6
	2023	13	4	1	3	5	1	-	1	5	2	2	2	18	▼	39
<b>General Civil - Level 2</b>	2024	94	95	108	-	-	-	-	-	-	-	-	-	297	-20%	297
	2023	82	108	182	114	144	80	59	73	145	90	75	132	372	▼	1,284
<b>General Civil - Level 3</b>	2024	6	16	8	-	-	-	-	-	-	-	-	-	30	100%	30
	2023	6	3	6	7	9	6	12	11	13	7	6	8	15	▲	94
<b>Miscellaneous Civil</b>	2024	221	346	206	-	-	-	-	-	-	-	-	-	773	-9%	773
	2023	148	380	325	207	151	272	269	210	215	183	216	286	853	▼	2,862
<b>Misdemeanor</b>	2024	27	34	23	-	-	-	-	-	-	-	-	-	84	-20%	84
	2023	33	36	36	21	35	27	22	36	39	23	18	33	105	▼	359
<b>Other</b>	2024	128	140	145	-	-	-	-	-	-	-	-	-	413	-1%	413
	2023	103	149	165	174	161	137	127	141	112	138	118	127	417	▼	1,652
<b>Other Criminally Related Matters</b>	2024	55	54	89	-	-	-	-	-	-	-	-	-	198	1%	198
	2023	72	55	69	87	89	63	32	51	38	76	82	65	196	▲	779
<b>Probates/Wills &amp; Trusts - Level 1</b>	2024	1	-	3	-	-	-	-	-	-	-	-	-	4	-43%	4
	2023	1	3	3	2	1	2	4	1	6	2	2	2	7	▼	29
<b>Probates/Wills &amp; Trusts - Level 2</b>	2024	3	5	6	-	-	-	-	-	-	-	-	-	14	-64%	14
	2023	10	17	12	10	10	14	5	6	10	8	4	8	39	▼	114
<b>Uncontested Divorce</b>	2024	17	29	15	-	-	-	-	-	-	-	-	-	61	-32%	61
	2023	12	25	53	27	42	36	13	31	17	30	19	34	90	▼	339

# CPSS-CCMS-10.11 CASELOAD STATISTICS OF THE CIRCUIT COURTS

Fauquier

January 2023 -- March 2024 Dispositions

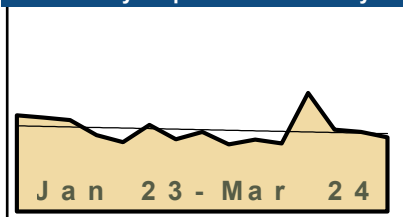
Alexandria and Fairfax Circuit are not Included in State Totals

## Dashboard

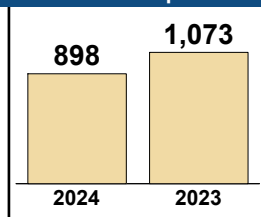
**Court:** Fauquier Circuit  
**Start/End Date:** Jan-23 / Mar-24  
**2023 Average Month:** 315  
**Jan-Mar 2023:** 1,073  
**Dispositions Trending:** ▼

**Circuit/Court ID:** 20 220061  
**Type of Case:** Dispositions  
**2024 Average Month:** 299  
**Jan-Mar 2024 :** 898  
**Overall AVG. Month:** 312

## Monthly Dispositions Summary



## Jan --- Mar Dispositions



## Dispositions by Division

Divisions		Jan	Feb	Mar	Apr	May	Jun	Jul	Aug	Sep	Oct	Nov	Dec	Thru Mar	% Change	Total
<b>Total</b>	2024	312	303	283	-	-	-	-	-	-	-	-	-	898	-16%	898
	2023	367	358	348	291	264	330	275	303	256	274	260	452	1,073	▼	3,778
<b>Civil</b>	2024	62	37	30	-	-	-	-	-	-	-	-	-	129	7%	129
	2023	42	45	34	42	48	57	48	51	43	39	34	24	121	▲	507
<b>Criminal</b>	2024	56	76	80	-	-	-	-	-	-	-	-	-	212	2%	212
	2023	80	71	57	59	68	82	71	70	59	54	70	59	208	▲	800
<b>Concealed Handgun Permits</b>	2024	124	142	144	-	-	-	-	-	-	-	-	-	410	-25%	410
	2023	174	183	193	150	103	138	104	112	94	129	116	143	550	▼	1,639
<b>Miscellaneous/ Other</b>	2024	70	48	29	-	-	-	-	-	-	-	-	-	147	-24%	147
	2023	71	59	64	40	45	53	50	69	60	52	40	225	194	▼	828
<b>Others</b>	2024	-	-	-	-	-	-	-	-	-	-	-	-	0	0	0
	2023	-	-	-	-	-	-	2	1	-	-	-	1	0	↔	4

## Dispositions by Case Category

Case Categories		Jan	Feb	Mar	Apr	May	Jun	Jul	Aug	Sep	Oct	Nov	Dec	Thru Mar	% Change	Total
<b>Administrative Law</b>	2024	-	1	-	-	-	-	-	-	-	-	-	-	1	1	1
	2023	-	-	-	1	-	-	2	-	-	-	-	-	0	↔	3
<b>Contested Divorce</b>	2024	3	4	1	-	-	-	-	-	-	-	-	-	8	-20%	8
	2023	3	3	4	2	5	5	1	3	2	3	7	4	10	▼	42
<b>Domestic and Family - Level 1</b>	2024	6	5	6	-	-	-	-	-	-	-	-	-	17	143%	17
	2023	4	3	-	11	11	16	7	2	14	5	1	3	7	▲	77
<b>Domestic and Family - Level 2</b>	2024	7	1	-	-	-	-	-	-	-	-	-	-	8	14%	8
	2023	4	2	1	-	-	6	2	2	3	4	1	2	7	▲	27
<b>Felonies and Related Matters</b>	2024	36	54	58	-	-	-	-	-	-	-	-	-	148	3%	148
	2023	57	42	45	30	52	45	39	44	39	29	45	40	144	▲	507
<b>General Civil - Level 1</b>	2024	-	-	3	-	-	-	-	-	-	-	-	-	3	50%	3
	2023	1	1	-	1	-	2	-	-	-	1	2	-	2	▲	8
<b>General Civil - Level 2</b>	2024	14	8	11	-	-	-	-	-	-	-	-	-	33	-30%	33
	2023	15	17	15	11	15	11	13	18	10	9	11	8	47	▼	153
<b>General Civil - Level 3</b>	2024	11	4	3	-	-	-	-	-	-	-	-	-	18	50%	18
	2023	5	3	4	3	4	6	9	8	5	3	8	1	12	▲	59
<b>Miscellaneous Civil</b>	2024	157	169	167	-	-	-	-	-	-	-	-	-	493	-25%	493
	2023	206	220	227	170	132	163	137	151	120	158	133	156	653	▼	1,973
<b>Misdemeanor</b>	2024	15	16	16	-	-	-	-	-	-	-	-	-	47	7%	47
	2023	15	22	7	12	8	25	17	19	13	20	15	15	44	▲	188
<b>Other</b>	2024	38	22	5	-	-	-	-	-	-	-	-	-	65	-21%	65
	2023	37	21	24	13	16	24	15	28	31	21	18	212	82	▼	460
<b>Other Criminally Related Matters</b>	2024	5	6	6	-	-	-	-	-	-	-	-	-	17	-23%	17
	2023	10	7	5	17	8	12	15	7	7	5	11	5	22	▼	109
<b>Probates/Wills &amp; Trusts - Level 1</b>	2024	3	1	-	-	-	-	-	-	-	-	-	-	4	300%	4
	2023	-	1	-	-	-	-	-	1	-	1	1	-	1	▲	4
<b>Probates/Wills &amp; Trusts - Level 2</b>	2024	2	4	-	-	-	-	-	-	-	-	-	-	6	-40%	6
	2023	4	5	1	1	1	1	8	6	1	6	1	2	10	▼	37
<b>Protective Orders</b>	2024	1	1	-	-	-	-	-	-	-	-	-	-	2	-33%	2
	2023	1	1	1	1	-	6	1	1	5	-	1	2	3	▼	20
<b>Uncontested Divorce</b>	2024	14	7	7	-	-	-	-	-	-	-	-	-	28	-3%	28
	2023	5	10	14	18	12	8	9	13	6	9	5	2	29	▼	111

This report reflects data in the case management system. Numbers will update accordingly as reports are refreshed and posted.

# CPSS-CCMS-10.11 CASELOAD STATISTICS OF THE CIRCUIT COURTS

Loudoun

January 2023 -- March 2024 Dispositions


Alexandria and Fairfax Circuit are not Included in State Totals

## Dashboard

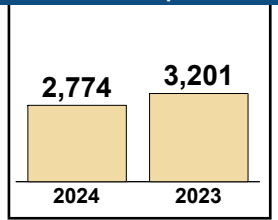
**Court:** Loudoun Circuit  
**Start/End Date:** Jan-23 / Mar-24  
**2023 Average Month:** 1,025  
**Jan-Mar 2023:** 3,201  
**Dispositions Trending:** ▼

**Circuit/Court ID:** 20 220107  
**Type of Case:** Dispositions  
**2024 Average Month:** 925  
**Jan-Mar 2024 :** 2,774  
**Overall AVG. Month:** 1,005

## Monthly Dispositions Summary



## Jan --- Mar Dispositions



## Dispositions by Division

Divisions		Jan	Feb	Mar	Apr	May	Jun	Jul	Aug	Sep	Oct	Nov	Dec	Thru Mar	% Change	Total
<b>Total</b>	2024	870	923	981	-	-	-	-	-	-	-	-	-	2,774	-13%	2,774
	2023	1,104	829	1,268	1,249	983	898	785	1,047	807	847	905	1,577	3,201	▼	12,299
<b>Civil</b>	2024	104	143	122	-	-	-	-	-	-	-	-	-	369	-44%	369
	2023	244	160	253	149	155	168	180	261	148	153	190	177	657	▼	2,238
<b>Criminal</b>	2024	126	158	148	-	-	-	-	-	-	-	-	-	432	-3%	432
	2023	133	104	208	131	121	149	105	139	93	117	132	126	445	▼	1,558
<b>Concealed Handgun Permits</b>	2024	271	286	322	-	-	-	-	-	-	-	-	-	879	-24%	879
	2023	367	363	429	363	259	284	216	251	233	257	277	304	1,159	▼	3,603
<b>Miscellaneous/ Other</b>	2024	367	331	389	-	-	-	-	-	-	-	-	-	1,087	16%	1,087
	2023	360	200	377	605	448	297	283	385	329	320	304	965	937	▲	4,873
<b>Others</b>	2024	2	5	-	-	-	-	-	-	-	-	-	-	7	133%	7
	2023	-	2	1	1	-	-	-	1	11	4	-	2	3	▲	27

## Dispositions by Case Category

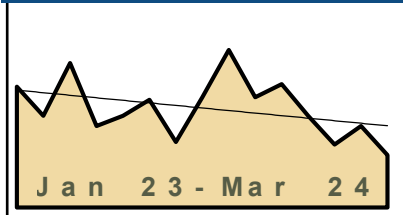
Case Categories		Jan	Feb	Mar	Apr	May	Jun	Jul	Aug	Sep	Oct	Nov	Dec	Thru Mar	% Change	Total
<b>Administrative Law</b>	2024	-	-	1	-	-	-	-	-	-	-	-	-	1	-80%	1
	2023	4	-	1	3	-	-	-	-	-	-	-	-	5	▼	8
<b>Capital Murder</b>	2024	-	-	-	-	-	-	-	-	-	-	-	-	0	0	0
	2023	-	-	-	2	-	-	-	-	-	-	-	-	0	↔	2
<b>Contested Divorce</b>	2024	13	16	11	-	-	-	-	-	-	-	-	-	40	-40%	40
	2023	24	19	24	25	28	21	29	20	17	22	21	26	67	▼	276
<b>Domestic and Family - Level 1</b>	2024	4	13	10	-	-	-	-	-	-	-	-	-	27	-68%	27
	2023	25	21	38	9	17	27	26	91	22	12	11	23	84	▼	322
<b>Domestic and Family - Level 2</b>	2024	5	7	6	-	-	-	-	-	-	-	-	-	18	-42%	18
	2023	12	8	11	6	17	8	12	16	9	5	24	8	31	▼	136
<b>Felonies and Related Matters</b>	2024	72	66	72	-	-	-	-	-	-	-	-	-	210	-6%	210
	2023	63	53	108	43	80	61	54	87	45	47	49	36	224	▼	726
<b>General Civil - Level 1</b>	2024	1	2	2	-	-	-	-	-	-	-	-	-	5	-62%	5
	2023	5	1	7	1	4	3	-	3	1	2	2	1	13	▼	30
<b>General Civil - Level 2</b>	2024	36	41	32	-	-	-	-	-	-	-	-	-	109	-52%	109
	2023	98	49	80	40	41	40	44	60	37	40	43	51	227	▼	623
<b>General Civil - Level 3</b>	2024	9	16	11	-	-	-	-	-	-	-	-	-	36	-47%	36
	2023	37	13	18	19	18	13	8	17	17	16	21	12	68	▼	209
<b>Miscellaneous Civil</b>	2024	391	413	488	-	-	-	-	-	-	-	-	-	1,292	-29%	1,292
	2023	649	536	643	814	488	444	365	482	380	377	397	420	1,828	▼	5,995
<b>Misdemeanor</b>	2024	25	23	32	-	-	-	-	-	-	-	-	-	80	4%	80
	2023	21	17	39	20	18	23	26	12	25	26	26	23	77	▲	276
<b>Other</b>	2024	238	193	208	-	-	-	-	-	-	-	-	-	639	220%	639
	2023	41	16	143	134	185	122	120	145	163	180	184	835	200	▲	2,268
<b>Other Criminally Related Matters</b>	2024	31	69	44	-	-	-	-	-	-	-	-	-	144	-4%	144
	2023	53	35	62	66	23	65	25	40	23	44	58	67	150	▼	561
<b>Probates/Wills &amp; Trusts - Level 1</b>	2024	1	-	-	-	-	-	-	-	-	-	-	-	1	-50%	1
	2023	-	1	1	-	-	1	-	-	-	3	-	1	2	▼	7
<b>Probates/Wills &amp; Trusts - Level 2</b>	2024	6	12	8	-	-	-	-	-	-	-	-	-	26	-16%	26
	2023	7	10	14	6	10	8	14	11	3	13	10	4	31	▼	110
<b>Uncontested Divorce</b>	2024	38	52	56	-	-	-	-	-	-	-	-	-	146	-25%	146
	2023	65	50	79	61	54	62	62	63	65	60	59	70	194	▼	750

This report reflects data in the case management system. Numbers will update accordingly as reports are refreshed and posted.

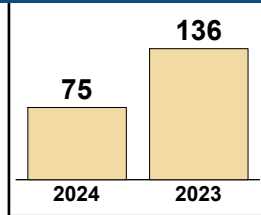
Dashboard

**Court:** Rappahannock Circuit **Circuit/Court ID:** 20 220157  
**Start/End Date:** Jan-23 / Mar-24 **Type of Case:** Dispositions  
**2023 Average Month:** 41 **2024 Average Month:** 25  
**Jan-Mar 2023:** 136 **Jan-Mar 2024 :** 75  
**Dispositions Trending:** ▼ **Overall AVG. Month:** 38

Monthly Dispositions Summary



Jan --- Mar Dispositions



Dispositions by Division

Divisions		Jan	Feb	Mar	Apr	May	Jun	Jul	Aug	Sep	Oct	Nov	Dec	Thru Mar	% Change	Total
<b>Total</b>	2024	24	31	20	-	-	-	-	-	-	-	-	-	75	-45%	75
	2023	46	35	55	31	35	41	25	42	60	42	47	35	136	▼	494
<b>Civil</b>	2024	2	3	-	-	-	-	-	-	-	-	-	-	5	-44%	5
	2023	3	2	4	11	2	1	7	6	11	2	2	4	9	▼	55
<b>Criminal</b>	2024	6	10	7	-	-	-	-	-	-	-	-	-	23	-15%	23
	2023	3	10	14	7	7	20	7	8	22	26	29	5	27	▼	158
<b>Concealed Handgun Permits</b>	2024	10	8	11	-	-	-	-	-	-	-	-	-	29	-60%	29
	2023	29	13	30	10	10	9	1	12	23	8	10	13	72	▼	168
<b>Miscellaneous/ Other</b>	2024	6	10	2	-	-	-	-	-	-	-	-	-	18	-36%	18
	2023	11	10	7	3	16	11	10	15	4	6	6	13	28	▼	112
<b>Others</b>	2024	-	-	-	-	-	-	-	-	-	-	-	-	0	0	0
	2023	-	-	-	-	-	-	-	1	-	-	-	-	0	↔	1

Dispositions by Case Category

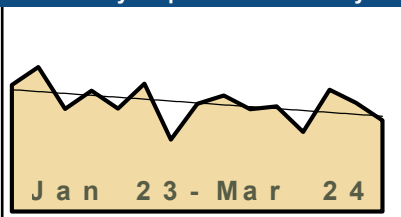
Case Categories		Jan	Feb	Mar	Apr	May	Jun	Jul	Aug	Sep	Oct	Nov	Dec	Thru Mar	% Change	Total
<b>Administrative Law</b>	2024	-	-	-	-	-	-	-	-	-	-	-	-	0	-100%	0
	2023	-	-	1	-	-	-	-	-	-	-	-	-	-	1	▼
<b>Contested Divorce</b>	2024	-	-	-	-	-	-	-	-	-	-	-	-	0	-100%	0
	2023	-	1	1	-	2	-	-	1	1	-	1	2	2	▼	9
<b>Domestic and Family - Level 1</b>	2024	-	1	-	-	-	-	-	-	-	-	-	-	1	0%	1
	2023	1	-	-	9	-	-	3	-	-	-	-	-	1	↔	13
<b>Domestic and Family - Level 2</b>	2024	-	1	-	-	-	-	-	-	-	-	-	-	1	0%	1
	2023	1	-	-	-	-	-	-	-	-	-	-	-	1	↔	1
<b>Felonies and Related Matters</b>	2024	3	5	3	-	-	-	-	-	-	-	-	-	11	-35%	11
	2023	3	6	8	5	3	15	5	4	9	19	21	3	17	▼	101
<b>General Civil - Level 2</b>	2024	2	1	-	-	-	-	-	-	-	-	-	-	3	-25%	3
	2023	1	-	3	1	2	1	1	3	-	2	1	2	4	▼	17
<b>General Civil - Level 3</b>	2024	-	-	-	-	-	-	-	-	-	-	-	-	0	-100%	0
	2023	2	1	1	1	1	1	3	2	10	-	-	1	4	▼	23
<b>Miscellaneous Civil</b>	2024	15	13	13	-	-	-	-	-	-	-	-	-	41	-49%	41
	2023	32	17	31	11	13	11	2	17	25	8	14	13	80	▼	194
<b>Misdemeanor</b>	2024	2	3	4	-	-	-	-	-	-	-	-	-	9	0%	9
	2023	-	3	6	2	4	5	2	3	11	4	5	2	9	↔	47
<b>Other</b>	2024	-	3	-	-	-	-	-	-	-	-	-	-	3	-80%	3
	2023	6	5	4	1	9	8	7	7	2	5	1	12	15	▼	67
<b>Other Criminally Related Matters</b>	2024	1	2	-	-	-	-	-	-	-	-	-	-	3	200%	3
	2023	-	1	-	-	-	-	-	1	2	3	3	-	1	▲	10
<b>Probates/Wills &amp; Trusts - Level 2</b>	2024	-	-	-	-	-	-	-	-	-	-	-	-	0	0	0
	2023	-	-	-	-	1	-	-	1	-	1	-	-	0	↔	3
<b>Uncontested Divorce</b>	2024	1	2	-	-	-	-	-	-	-	-	-	-	3	200%	3
	2023	-	1	-	1	-	-	2	3	-	-	1	-	1	▲	8

Dashboard

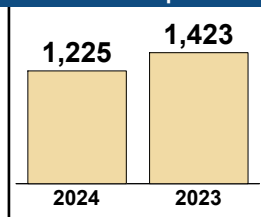
**Court:** Henry Circuit  
**Start/End Date:** Jan-23 / Mar-24  
**2023 Average Month:** 415  
**Jan-Mar 2023:** 1,423  
**Dispositions Trending:** ▼

**Circuit/Court ID:** 21 221089  
**Type of Case:** Dispositions  
**2024 Average Month:** 408  
**Jan-Mar 2024 :** 1,225  
**Overall AVG. Month:** 414

Monthly Dispositions Summary



Jan --- Mar Dispositions



Dispositions by Division

Divisions		Jan	Feb	Mar	Apr	May	Jun	Jul	Aug	Sep	Oct	Nov	Dec	Thru Mar	% Change	Total
<b>Total</b>	2024	464	414	347	-	-	-	-	-	-	-	-	-	1,225	-14%	1,225
	2023	482	550	391	460	392	487	274	410	442	390	401	303	1,423	▼	4,982
<b>Civil</b>	2024	34	33	41	-	-	-	-	-	-	-	-	-	108	-16%	108
	2023	46	44	38	31	39	28	19	35	37	30	44	26	128	▼	417
<b>Criminal</b>	2024	249	210	155	-	-	-	-	-	-	-	-	-	614	-14%	614
	2023	242	265	210	211	207	284	117	214	229	207	219	169	717	▼	2,574
<b>Concealed Handgun Permits</b>	2024	115	86	85	-	-	-	-	-	-	-	-	-	286	-24%	286
	2023	132	160	85	153	73	102	63	80	104	89	76	47	377	▼	1,164
<b>Miscellaneous/ Other</b>	2024	66	85	65	-	-	-	-	-	-	-	-	-	216	7%	216
	2023	62	81	58	64	73	73	75	81	72	64	62	61	201	▲	826
<b>Others</b>	2024	-	-	1	-	-	-	-	-	-	-	-	-	1	1	1
	2023	-	-	-	1	-	-	-	-	-	-	-	-	0	↔	1

Dispositions by Case Category


Case Categories		Jan	Feb	Mar	Apr	May	Jun	Jul	Aug	Sep	Oct	Nov	Dec	Thru Mar	% Change	Total
<b>Administrative Law</b>	2024	-	-	-	-	-	-	-	-	-	-	-	-	0	-100%	0
	2023	-	-	1	-	-	-	-	-	-	-	-	-	-	1	▼
<b>Capital Murder</b>	2024	-	-	-	-	-	-	-	-	-	-	-	-	0	0	0
	2023	-	-	-	-	-	-	4	-	-	-	-	-	0	↔	4
<b>Contested Divorce</b>	2024	5	6	7	-	-	-	-	-	-	-	-	-	18	13%	18
	2023	6	1	9	3	3	9	2	4	5	5	11	2	16	▲	60
<b>Domestic and Family - Level 1</b>	2024	3	4	3	-	-	-	-	-	-	-	-	-	10	-71%	10
	2023	12	16	7	2	8	1	2	3	11	8	1	8	35	▼	79
<b>Domestic and Family - Level 2</b>	2024	2	1	1	-	-	-	-	-	-	-	-	-	4	-50%	4
	2023	4	2	2	1	1	1	1	2	2	5	2	1	8	▼	24
<b>Felonies and Related Matters</b>	2024	169	142	111	-	-	-	-	-	-	-	-	-	422	-18%	422
	2023	173	191	152	156	134	202	71	131	153	146	155	131	516	▼	1,795
<b>General Civil - Level 2</b>	2024	8	5	1	-	-	-	-	-	-	-	-	-	14	100%	14
	2023	2	2	3	2	3	6	3	7	5	2	4	1	7	▲	40
<b>General Civil - Level 3</b>	2024	7	6	12	-	-	-	-	-	-	-	-	-	25	9%	25
	2023	5	14	4	4	5	1	2	5	5	3	11	3	23	▲	62
<b>Miscellaneous Civil</b>	2024	141	113	111	-	-	-	-	-	-	-	-	-	365	-18%	365
	2023	148	186	110	184	89	129	95	113	123	114	88	59	444	▼	1,438
<b>Misdemeanor</b>	2024	71	58	26	-	-	-	-	-	-	-	-	-	155	-17%	155
	2023	64	67	55	49	59	74	34	71	67	55	47	33	186	▼	675
<b>Other</b>	2024	41	55	41	-	-	-	-	-	-	-	-	-	137	4%	137
	2023	47	53	32	35	57	44	43	48	52	38	49	48	132	▲	546
<b>Other Criminally Related Matters</b>	2024	9	10	18	-	-	-	-	-	-	-	-	-	37	147%	37
	2023	5	7	3	6	14	8	10	12	9	6	17	6	15	▲	103
<b>Probates/Wills &amp; Trusts - Level 1</b>	2024	-	2	-	-	-	-	-	-	-	-	-	-	2	100%	2
	2023	-	-	1	-	-	-	-	-	2	-	1	-	1	▲	5
<b>Probates/Wills &amp; Trusts - Level 2</b>	2024	1	1	-	-	-	-	-	-	-	-	-	-	2	-78%	2
	2023	5	1	3	2	1	5	-	1	1	2	4	5	9	▼	30
<b>Uncontested Divorce</b>	2024	7	11	16	-	-	-	-	-	-	-	-	-	34	13%	34
	2023	11	10	9	16	18	7	6	13	7	6	11	6	30	▲	120

Dashboard

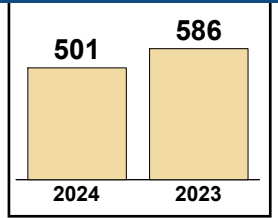
**Court:** Patrick Circuit  
**Start/End Date:** Jan-23 / Mar-24  
**2023 Average Month:** 151  
**Jan-Mar 2023:** 586  
**Dispositions Trending:** ▼

**Circuit/Court ID:** 21 221141  
**Type of Case:** Dispositions  
**2024 Average Month:** 167  
**Jan-Mar 2024 :** 501  
**Overall AVG. Month:** 154

Monthly Dispositions Summary



Jan --- Mar Dispositions



Dispositions by Division

Divisions		Jan	Feb	Mar	Apr	May	Jun	Jul	Aug	Sep	Oct	Nov	Dec	Thru Mar	% Change	Total
<b>Total</b>	2024	106	167	228	-	-	-	-	-	-	-	-	-	501	-15%	501
	2023	206	147	233	99	168	211	110	131	158	112	127	109	586	▼	1,811
<b>Civil</b>	2024	4	9	1	-	-	-	-	-	-	-	-	-	14	-30%	14
	2023	2	6	12	5	11	12	7	9	3	4	2	1	20	▼	74
<b>Criminal</b>	2024	42	90	183	-	-	-	-	-	-	-	-	-	315	-9%	315
	2023	141	112	93	26	112	137	69	70	110	65	91	77	346	▼	1,103
<b>Concealed Handgun Permits</b>	2024	54	66	43	-	-	-	-	-	-	-	-	-	163	-21%	163
	2023	60	25	122	64	37	52	26	49	35	28	26	27	207	▼	551
<b>Miscellaneous/ Other</b>	2024	6	2	1	-	-	-	-	-	-	-	-	-	9	-31%	9
	2023	3	4	6	4	8	10	7	3	10	15	8	4	13	▼	82
<b>Others</b>	2024	-	-	-	-	-	-	-	-	-	-	-	-	0	0	0
	2023	-	-	-	-	-	-	1	-	-	-	-	-	0	↔	1

Dispositions by Case Category


Case Categories		Jan	Feb	Mar	Apr	May	Jun	Jul	Aug	Sep	Oct	Nov	Dec	Thru Mar	% Change	Total
<b>Administrative Law</b>	2024	-	-	-	-	-	-	-	-	-	-	-	-	0	0	0
	2023	-	-	-	-	-	1	-	-	-	-	-	-	0	↔	1
<b>Contested Divorce</b>	2024	-	1	-	-	-	-	-	-	-	-	-	-	1	-75%	1
	2023	-	1	3	2	4	-	2	3	-	2	1	1	4	▼	19
<b>Domestic and Family - Level 1</b>	2024	-	-	-	-	-	-	-	-	-	-	-	-	0	0	0
	2023	-	-	-	-	-	2	-	1	-	-	-	-	0	↔	3
<b>Domestic and Family - Level 2</b>	2024	-	-	-	-	-	-	-	-	-	-	-	-	0	-100%	0
	2023	-	-	1	2	-	-	-	-	1	-	-	1	1	▼	5
<b>Felonies and Related Matters</b>	2024	35	59	154	-	-	-	-	-	-	-	-	-	248	-1%	248
	2023	122	61	68	16	69	101	47	40	88	44	62	45	251	▼	763
<b>General Civil - Level 1</b>	2024	1	-	-	-	-	-	-	-	-	-	-	-	1	1	1
	2023	-	-	-	-	-	-	-	-	-	-	-	-	0	↔	0
<b>General Civil - Level 2</b>	2024	-	1	-	-	-	-	-	-	-	-	-	-	1	0%	1
	2023	-	-	1	-	-	1	2	-	1	2	-	-	1	↔	7
<b>General Civil - Level 3</b>	2024	-	2	-	-	-	-	-	-	-	-	-	-	2	-67%	2
	2023	1	2	3	-	2	6	1	-	-	2	-	-	6	▼	17
<b>Miscellaneous Civil</b>	2024	60	68	44	-	-	-	-	-	-	-	-	-	172	-21%	172
	2023	63	29	127	68	44	59	32	52	45	40	34	30	219	▼	623
<b>Misdemeanor</b>	2024	7	23	28	-	-	-	-	-	-	-	-	-	58	-30%	58
	2023	19	39	25	10	32	34	22	17	20	14	23	30	83	▼	285
<b>Other</b>	2024	-	-	-	-	-	-	-	-	-	-	-	-	0	0	0
	2023	-	-	-	-	-	-	1	-	-	-	-	-	0	↔	1
<b>Other Criminally Related Matters</b>	2024	-	8	1	-	-	-	-	-	-	-	-	-	9	-25%	9
	2023	-	12	-	-	12	2	-	13	2	7	6	2	12	▼	56
<b>Probates/Wills &amp; Trusts - Level 2</b>	2024	-	1	1	-	-	-	-	-	-	-	-	-	2	-33%	2
	2023	-	1	2	-	3	2	-	-	-	-	-	-	3	▼	8
<b>Uncontested Divorce</b>	2024	3	4	-	-	-	-	-	-	-	-	-	-	7	17%	7
	2023	1	2	3	1	2	3	3	5	1	1	1	-	6	▲	23

Dashboard

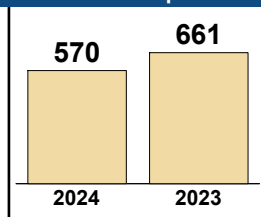
**Court:** Martinsville Circuit  
**Start/End Date:** Jan-23 / Mar-24  
**2023 Average Month:** 172  
**Jan-Mar 2023:** 661  
**Dispositions Trending:** ▼

**Circuit/Court ID:** 21 221690  
**Type of Case:** Dispositions  
**2024 Average Month:** 190  
**Jan-Mar 2024 :** 570  
**Overall AVG. Month:** 176

Monthly Dispositions Summary



Jan --- Mar Dispositions



Dispositions by Division

Divisions		Jan	Feb	Mar	Apr	May	Jun	Jul	Aug	Sep	Oct	Nov	Dec	Thru Mar	% Change	Total
<b>Total</b>	2024	191	224	155	-	-	-	-	-	-	-	-	-	570	-14%	570
	2023	209	208	244	157	140	150	173	139	171	210	149	114	661	▼	2,064
<b>Civil</b>	2024	14	5	15	-	-	-	-	-	-	-	-	-	34	10%	34
	2023	14	5	12	13	5	5	12	9	3	5	7	5	31	▲	95
<b>Criminal</b>	2024	114	147	99	-	-	-	-	-	-	-	-	-	360	-19%	360
	2023	146	165	135	119	91	113	108	82	138	155	101	84	446	▼	1,437
<b>Concealed Handgun Permits</b>	2024	5	19	24	-	-	-	-	-	-	-	-	-	48	-25%	48
	2023	17	14	33	7	13	12	15	11	11	18	10	11	64	▼	172
<b>Miscellaneous/ Other</b>	2024	58	53	17	-	-	-	-	-	-	-	-	-	128	7%	128
	2023	32	24	64	18	31	20	38	37	19	32	31	13	120	▲	359
<b>Others</b>	2024	-	-	-	-	-	-	-	-	-	-	-	-	0	0	0
	2023	-	-	-	-	-	-	-	-	-	-	-	1	0	↔	1

Dispositions by Case Category


Case Categories		Jan	Feb	Mar	Apr	May	Jun	Jul	Aug	Sep	Oct	Nov	Dec	Thru Mar	% Change	Total
<b>Administrative Law</b>	2024	-	-	1	-	-	-	-	-	-	-	-	-	1	1	1
	2023	-	-	-	-	-	1	-	-	-	-	1	-	0	↔	2
<b>Capital Murder</b>	2024	-	-	-	-	-	-	-	-	-	-	-	-	0	-100%	0
	2023	-	-	1	-	-	-	-	-	-	-	-	-	1	▼	1
<b>Contested Divorce</b>	2024	-	1	3	-	-	-	-	-	-	-	-	-	4	100%	4
	2023	1	-	1	1	3	1	2	1	1	1	-	-	2	▲	12
<b>Domestic and Family - Level 1</b>	2024	2	-	-	-	-	-	-	-	-	-	-	-	2	-50%	2
	2023	4	-	-	-	-	-	1	-	-	-	-	2	4	▼	7
<b>Domestic and Family - Level 2</b>	2024	1	-	1	-	-	-	-	-	-	-	-	-	2	2	2
	2023	-	-	-	-	-	-	-	-	-	-	-	-	0	↔	0
<b>Felonies and Related Matters</b>	2024	68	76	65	-	-	-	-	-	-	-	-	-	209	-27%	209
	2023	100	103	84	86	68	78	51	45	102	113	62	63	287	▼	955
<b>General Civil - Level 1</b>	2024	-	-	-	-	-	-	-	-	-	-	-	-	0	0	0
	2023	-	-	-	-	-	1	2	-	-	-	-	-	0	↔	3
<b>General Civil - Level 2</b>	2024	3	2	2	-	-	-	-	-	-	-	-	-	7	17%	7
	2023	1	1	4	3	1	-	3	3	1	1	1	-	6	▲	19
<b>General Civil - Level 3</b>	2024	6	23	2	-	-	-	-	-	-	-	-	-	31	158%	31
	2023	5	2	5	7	10	1	1	6	-	1	3	1	12	▲	42
<b>Miscellaneous Civil</b>	2024	18	27	28	-	-	-	-	-	-	-	-	-	73	-13%	73
	2023	24	18	42	11	18	18	25	19	17	25	15	15	84	▼	247
<b>Misdemeanor</b>	2024	37	30	23	-	-	-	-	-	-	-	-	-	90	1%	90
	2023	26	35	28	25	12	27	22	23	28	31	29	11	89	▲	297
<b>Other</b>	2024	44	23	11	-	-	-	-	-	-	-	-	-	78	-20%	78
	2023	25	18	54	12	17	14	26	22	13	24	26	10	97	▼	261
<b>Other Criminally Related Matters</b>	2024	9	41	11	-	-	-	-	-	-	-	-	-	61	-12%	61
	2023	20	27	22	8	11	8	35	14	8	11	10	10	69	▼	184
<b>Probates/Wills &amp; Trusts - Level 2</b>	2024	2	-	6	-	-	-	-	-	-	-	-	-	8	33%	8
	2023	2	4	-	2	-	-	-	-	2	1	2	1	6	▲	15
<b>Uncontested Divorce</b>	2024	1	1	2	-	-	-	-	-	-	-	-	-	4	0%	4
	2023	1	-	3	2	-	1	5	4	-	1	1	1	4	↔	19

Dashboard

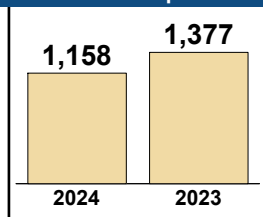
**Court:** Franklin County Circuit  
**Start/End Date:** Jan-23 / Mar-24  
**2023 Average Month:** 378  
**Jan-Mar 2023:** 1,377  
**Dispositions Trending:** ▼

**Circuit/Court ID:** 22 222067  
**Type of Case:** Dispositions  
**2024 Average Month:** 386  
**Jan-Mar 2024 :** 1,158  
**Overall AVG. Month:** 380

Monthly Dispositions Summary



Jan --- Mar Dispositions



Dispositions by Division

Divisions		Jan	Feb	Mar	Apr	May	Jun	Jul	Aug	Sep	Oct	Nov	Dec	Thru Mar	% Change	Total
<b>Total</b>	2024	481	379	298	-	-	-	-	-	-	-	-	-	1,158	-16%	1,158
	2023	489	431	457	347	380	373	360	384	349	361	328	280	1,377	▼	4,539
<b>Civil</b>	2024	54	46	41	-	-	-	-	-	-	-	-	-	141	-38%	141
	2023	112	53	64	44	32	49	62	73	44	58	17	70	229	▼	678
<b>Criminal</b>	2024	213	168	151	-	-	-	-	-	-	-	-	-	532	-16%	532
	2023	244	180	207	218	170	180	204	140	223	197	153	125	631	▼	2,241
<b>Concealed Handgun Permits</b>	2024	197	143	82	-	-	-	-	-	-	-	-	-	422	-6%	422
	2023	113	178	160	71	159	124	61	140	63	79	140	63	451	▼	1,351
<b>Miscellaneous/ Other</b>	2024	17	22	24	-	-	-	-	-	-	-	-	-	63	-3%	63
	2023	19	20	26	14	18	20	33	31	18	27	18	22	65	▼	266
<b>Others</b>	2024	-	-	-	-	-	-	-	-	-	-	-	-	0	-100%	0
	2023	1	-	-	-	1	-	-	-	1	-	-	-	1	▼	3

Dispositions by Case Category


Case Categories		Jan	Feb	Mar	Apr	May	Jun	Jul	Aug	Sep	Oct	Nov	Dec	Thru Mar	% Change	Total
<b>Administrative Law</b>	2024	-	-	1	-	-	-	-	-	-	-	-	-	1	1	1
	2023	-	-	-	-	-	-	-	-	-	-	-	-	0	↔	0
<b>Capital Murder</b>	2024	-	-	1	-	-	-	-	-	-	-	-	-	1	1	1
	2023	-	-	-	-	-	-	-	-	-	-	-	-	0	↔	0
<b>Contested Divorce</b>	2024	5	4	3	-	-	-	-	-	-	-	-	-	12	-8%	12
	2023	4	3	6	6	2	5	5	1	5	1	2	4	13	▼	44
<b>Domestic and Family - Level 1</b>	2024	20	8	12	-	-	-	-	-	-	-	-	-	40	-70%	40
	2023	82	16	37	18	8	18	21	32	2	17	6	33	135	▼	290
<b>Domestic and Family - Level 2</b>	2024	2	1	2	-	-	-	-	-	-	-	-	-	5	-29%	5
	2023	2	5	-	-	2	6	1	6	4	1	1	4	7	▼	32
<b>Felonies and Related Matters</b>	2024	184	146	116	-	-	-	-	-	-	-	-	-	446	-10%	446
	2023	194	138	161	197	144	152	178	112	184	159	119	109	493	▼	1,847
<b>General Civil - Level 1</b>	2024	-	-	-	-	-	-	-	-	-	-	-	-	0	-100%	0
	2023	1	1	-	1	-	-	-	-	-	-	-	-	2	▼	3
<b>General Civil - Level 2</b>	2024	10	9	5	-	-	-	-	-	-	-	-	-	24	85%	24
	2023	2	6	5	2	7	4	13	9	5	7	4	5	13	▲	69
<b>General Civil - Level 3</b>	2024	3	9	4	-	-	-	-	-	-	-	-	-	16	-11%	16
	2023	7	9	2	3	4	6	6	6	14	9	3	8	18	▼	77
<b>Miscellaneous Civil</b>	2024	212	162	103	-	-	-	-	-	-	-	-	-	477	-6%	477
	2023	129	195	183	82	173	141	91	167	77	105	152	82	507	▼	1,577
<b>Misdemeanor</b>	2024	28	25	32	-	-	-	-	-	-	-	-	-	85	-34%	85
	2023	44	39	46	18	24	24	23	22	30	34	28	18	129	▼	350
<b>Other</b>	2024	1	-	2	-	-	-	-	-	-	-	-	-	3	0%	3
	2023	1	2	-	-	1	-	2	2	2	5	-	-	3	↔	15
<b>Other Criminally Related Matters</b>	2024	3	2	2	-	-	-	-	-	-	-	-	-	7	-36%	7
	2023	6	3	2	3	2	4	4	6	9	4	6	3	11	▼	52
<b>Probates/Wills &amp; Trusts - Level 1</b>	2024	-	1	1	-	-	-	-	-	-	-	-	-	2	2	2
	2023	-	-	-	-	-	-	-	-	2	-	-	-	0	↔	2
<b>Probates/Wills &amp; Trusts - Level 2</b>	2024	1	2	2	-	-	-	-	-	-	-	-	-	5	-58%	5
	2023	4	5	3	5	3	3	1	4	7	5	1	1	12	▼	42
<b>Protective Orders</b>	2024	-	-	1	-	-	-	-	-	-	-	-	-	1	1	1
	2023	-	-	-	-	-	1	-	2	1	-	-	1	0	↔	5
<b>Uncontested Divorce</b>	2024	12	10	11	-	-	-	-	-	-	-	-	-	33	-3%	33
	2023	13	9	12	12	10	9	15	13	9	14	6	12	34	▼	134



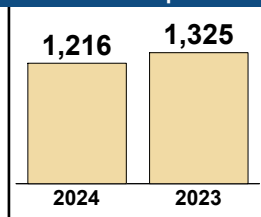
Dashboard

**Court:** Pittsylvania Circuit  
**Circuit/Court ID:** 22 222143  
**Start/End Date:** Jan-23 / Mar-24  
**Type of Case:** Dispositions  
**2023 Average Month:** 374  
**2024 Average Month:** 405  
**Jan-Mar 2023:** 1,325  
**Jan-Mar 2024 :** 1,216  
**Dispositions Trending:** ▼  
**Overall AVG. Month:** 380

Monthly Dispositions Summary



Jan --- Mar Dispositions



Dispositions by Division

Divisions		Jan	Feb	Mar	Apr	May	Jun	Jul	Aug	Sep	Oct	Nov	Dec	Thru Mar	% Change	Total
<b>Total</b>	2024	445	380	391	-	-	-	-	-	-	-	-	-	1,216	-8%	1,216
	2023	489	291	545	347	298	308	413	400	379	421	311	284	1,325	▼	4,486
<b>Civil</b>	2024	46	27	38	-	-	-	-	-	-	-	-	-	111	-3%	111
	2023	31	31	52	37	29	25	52	43	26	19	21	44	114	▼	410
<b>Criminal</b>	2024	81	138	114	-	-	-	-	-	-	-	-	-	333	-7%	333
	2023	100	113	145	117	102	122	121	139	165	182	116	77	358	▼	1,499
<b>Concealed Handgun Permits</b>	2024	193	148	171	-	-	-	-	-	-	-	-	-	512	-16%	512
	2023	254	70	286	122	97	112	186	131	114	164	119	104	610	▼	1,759
<b>Miscellaneous/ Other</b>	2024	97	61	68	-	-	-	-	-	-	-	-	-	226	-7%	226
	2023	103	77	62	71	69	47	54	87	74	56	55	59	242	▼	814
<b>Others</b>	2024	28	6	-	-	-	-	-	-	-	-	-	-	34	3,300%	34
	2023	1	-	-	-	1	2	-	-	-	-	-	-	1	▲	4

Dispositions by Case Category

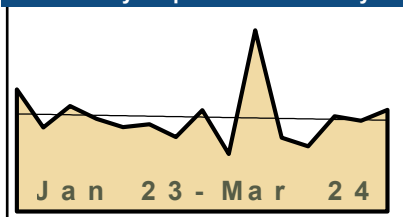
Case Categories		Jan	Feb	Mar	Apr	May	Jun	Jul	Aug	Sep	Oct	Nov	Dec	Thru Mar	% Change	Total
<b>Administrative Law</b>	2024	-	1	-	-	-	-	-	-	-	-	-	-	1	1	1
	2023	-	-	-	-	-	1	-	-	-	-	-	-	0	↔	1
<b>Capital Murder</b>	2024	-	-	-	-	-	-	-	-	-	-	-	-	0	-100%	0
	2023	-	-	1	-	-	-	-	-	-	-	-	-	1	▼	1
<b>Contested Divorce</b>	2024	9	3	6	-	-	-	-	-	-	-	-	-	18	29%	18
	2023	-	4	10	4	3	2	5	5	2	3	4	11	14	▲	53
<b>Domestic and Family - Level 1</b>	2024	20	11	6	-	-	-	-	-	-	-	-	-	37	6%	37
	2023	10	10	15	16	6	8	28	8	4	1	-	15	35	▲	121
<b>Domestic and Family - Level 2</b>	2024	1	2	10	-	-	-	-	-	-	-	-	-	13	160%	13
	2023	1	-	4	-	4	-	2	1	1	1	4	-	5	▲	18
<b>Felonies and Related Matters</b>	2024	69	98	85	-	-	-	-	-	-	-	-	-	252	-4%	252
	2023	69	88	106	84	72	90	92	107	130	140	87	60	263	▼	1,125
<b>General Civil - Level 1</b>	2024	-	-	1	-	-	-	-	-	-	-	-	-	1	-67%	1
	2023	1	1	1	-	-	-	-	1	1	-	-	-	3	▼	5
<b>General Civil - Level 2</b>	2024	6	3	4	-	-	-	-	-	-	-	-	-	13	18%	13
	2023	6	2	3	3	4	3	1	10	3	3	2	2	11	▲	42
<b>General Civil - Level 3</b>	2024	3	5	6	-	-	-	-	-	-	-	-	-	14	17%	14
	2023	4	2	6	4	5	4	4	7	5	4	2	8	12	▲	55
<b>Miscellaneous Civil</b>	2024	207	168	190	-	-	-	-	-	-	-	-	-	565	-17%	565
	2023	281	96	305	145	112	129	201	170	128	182	138	122	682	▼	2,009
<b>Misdemeanor</b>	2024	11	37	24	-	-	-	-	-	-	-	-	-	72	-13%	72
	2023	27	22	34	27	30	29	25	25	34	33	27	17	83	▼	330
<b>Other</b>	2024	109	43	46	-	-	-	-	-	-	-	-	-	198	19%	198
	2023	72	50	45	42	53	30	38	41	57	38	36	39	167	▲	541
<b>Other Criminally Related Matters</b>	2024	2	3	5	-	-	-	-	-	-	-	-	-	10	-9%	10
	2023	4	3	4	6	-	3	5	7	1	10	2	3	11	▼	48
<b>Probates/Wills &amp; Trusts - Level 1</b>	2024	-	-	-	-	-	-	-	-	-	-	-	-	0	0	0
	2023	-	-	-	-	-	-	-	-	-	-	-	1	0	↔	1
<b>Probates/Wills &amp; Trusts - Level 2</b>	2024	-	1	1	-	-	-	-	-	-	-	-	-	2	-33%	2
	2023	1	1	1	3	-	1	-	2	-	2	1	2	3	▼	14
<b>Uncontested Divorce</b>	2024	8	5	7	-	-	-	-	-	-	-	-	-	20	-43%	20
	2023	13	12	10	13	9	8	12	16	13	4	7	5	35	▼	122

Dashboard

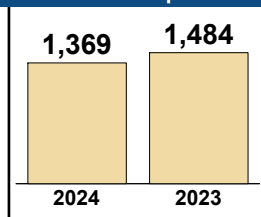
**Court:** Danville Circuit  
**Start/End Date:** Jan-23 / Mar-24  
**2023 Average Month:** 448  
**Jan-Mar 2023:** 1,484  
**Dispositions Trending:** ▼

**Circuit/Court ID:** 22 222590  
**Type of Case:** Dispositions  
**2024 Average Month:** 456  
**Jan-Mar 2024 :** 1,369  
**Overall AVG. Month:** 450

Monthly Dispositions Summary



Jan --- Mar Dispositions



Dispositions by Division

Divisions		Jan	Feb	Mar	Apr	May	Jun	Jul	Aug	Sep	Oct	Nov	Dec	Thru Mar	% Change	Total
<b>Total</b>	2024	453	432	484	-	-	-	-	-	-	-	-	-	1,369	-8%	1,369
	2023	581	401	502	442	402	416	354	483	274	863	351	310	1,484	▼	5,379
<b>Civil</b>	2024	41	36	77	-	-	-	-	-	-	-	-	-	154	100%	154
	2023	35	22	20	27	35	29	18	48	24	52	59	74	77	▲	443
<b>Criminal</b>	2024	242	263	219	-	-	-	-	-	-	-	-	-	724	-22%	724
	2023	391	227	312	298	165	271	194	259	131	583	189	89	930	▼	3,109
<b>Concealed Handgun Permits</b>	2024	44	45	69	-	-	-	-	-	-	-	-	-	158	-24%	158
	2023	69	53	86	25	88	24	49	60	48	37	31	55	208	▼	625
<b>Miscellaneous/ Other</b>	2024	126	88	119	-	-	-	-	-	-	-	-	-	333	24%	333
	2023	86	98	84	92	114	92	93	116	71	191	72	92	268	▲	1,201
<b>Others</b>	2024	-	-	-	-	-	-	-	-	-	-	-	-	0	-100%	0
	2023	-	1	-	-	-	-	-	-	-	-	-	-	1	▼	1


Dispositions by Case Category

Case Categories		Jan	Feb	Mar	Apr	May	Jun	Jul	Aug	Sep	Oct	Nov	Dec	Thru Mar	% Change	Total
<b>Administrative Law</b>	2024	-	-	-	-	-	-	-	-	-	-	-	-	0	0	0
	2023	-	-	-	-	-	-	-	-	-	1	1	1	0	↔	3
<b>Capital Murder</b>	2024	-	-	3	-	-	-	-	-	-	-	-	-	3	3	3
	2023	-	-	-	-	-	-	-	-	-	-	-	-	0	↔	0
<b>Contested Divorce</b>	2024	2	1	3	-	-	-	-	-	-	-	-	-	6	-25%	6
	2023	3	3	2	3	3	4	2	7	1	5	2	6	8	▼	41
<b>Domestic and Family - Level 1</b>	2024	7	5	40	-	-	-	-	-	-	-	-	-	52	271%	52
	2023	7	3	4	6	2	4	1	8	2	2	15	15	14	▲	69
<b>Domestic and Family - Level 2</b>	2024	3	3	2	-	-	-	-	-	-	-	-	-	8	300%	8
	2023	1	-	1	-	-	1	-	-	-	16	-	11	2	▲	30
<b>Felonies and Related Matters</b>	2024	175	172	148	-	-	-	-	-	-	-	-	-	495	-21%	495
	2023	260	166	204	207	99	192	128	192	97	293	133	67	630	▼	2,038
<b>General Civil - Level 1</b>	2024	2	3	2	-	-	-	-	-	-	-	-	-	7	7	7
	2023	-	-	-	-	3	-	-	1	3	3	1	2	0	↔	13
<b>General Civil - Level 2</b>	2024	13	3	7	-	-	-	-	-	-	-	-	-	23	53%	23
	2023	6	4	5	5	4	5	5	7	8	25	8	16	15	▲	98
<b>General Civil - Level 3</b>	2024	10	19	13	-	-	-	-	-	-	-	-	-	42	180%	42
	2023	4	8	3	5	12	12	5	15	6	20	13	18	15	▲	121
<b>Miscellaneous Civil</b>	2024	64	60	101	-	-	-	-	-	-	-	-	-	225	-9%	225
	2023	76	74	97	37	99	40	75	119	55	115	38	92	247	▼	917
<b>Misdemeanor</b>	2024	63	91	53	-	-	-	-	-	-	-	-	-	207	-27%	207
	2023	134	53	96	75	58	66	55	74	29	280	60	18	283	▼	998
<b>Other</b>	2024	93	69	85	-	-	-	-	-	-	-	-	-	247	11%	247
	2023	75	76	71	76	101	71	64	50	58	77	59	43	222	▲	821
<b>Other Criminally Related Matters</b>	2024	11	5	15	-	-	-	-	-	-	-	-	-	31	-6%	31
	2023	11	9	13	22	11	14	11	5	6	16	6	4	33	▼	128
<b>Probates/Wills &amp; Trusts - Level 1</b>	2024	-	-	-	-	-	-	-	-	-	-	-	-	0	0	0
	2023	-	-	-	-	-	1	-	-	-	-	-	1	0	↔	2
<b>Probates/Wills &amp; Trusts - Level 2</b>	2024	2	-	2	-	-	-	-	-	-	-	-	-	4	4	4
	2023	-	-	-	-	1	-	3	1	5	2	3	2	0	↔	17
<b>Uncontested Divorce</b>	2024	8	1	10	-	-	-	-	-	-	-	-	-	19	27%	19
	2023	4	5	6	6	8	7	5	4	4	8	12	14	15	▲	83

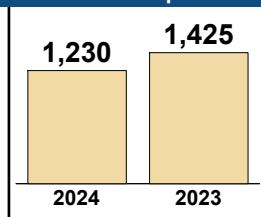
Dashboard

**Court:** Roanoke County Circuit **Circuit/Court ID:** 23 223161  
**Start/End Date:** Jan-23 / Mar-24 **Type of Case:** Dispositions  
**2023 Average Month:** 419 **2024 Average Month:** 410  
**Jan-Mar 2023:** 1,425 **Jan-Mar 2024 :** 1,230  
**Dispositions Trending:** ▼ **Overall AVG. Month:** 417

Monthly Dispositions Summary



Jan --- Mar Dispositions



Dispositions by Division

Divisions		Jan	Feb	Mar	Apr	May	Jun	Jul	Aug	Sep	Oct	Nov	Dec	Thru Mar	% Change	Total
<b>Total</b>	2024	343	380	507	-	-	-	-	-	-	-	-	-	1,230	-14%	1,230
	2023	442	454	529	439	401	367	444	454	383	379	326	412	1,425	▼	5,030
<b>Civil</b>	2024	42	40	53	-	-	-	-	-	-	-	-	-	135	-22%	135
	2023	43	68	61	51	61	40	48	61	52	43	43	44	172	▼	615
<b>Criminal</b>	2024	146	150	196	-	-	-	-	-	-	-	-	-	492	4%	492
	2023	122	150	201	143	114	120	196	196	149	164	133	162	473	▲	1,850
<b>Concealed Handgun Permits</b>	2024	114	154	212	-	-	-	-	-	-	-	-	-	480	-26%	480
	2023	233	195	224	215	195	164	158	146	120	134	119	176	652	▼	2,079
<b>Miscellaneous/ Other</b>	2024	41	36	46	-	-	-	-	-	-	-	-	-	123	-4%	123
	2023	44	41	43	30	31	43	42	51	62	38	31	29	128	▼	485
<b>Others</b>	2024	-	-	-	-	-	-	-	-	-	-	-	-	0	0	0
	2023	-	-	-	-	-	-	-	-	-	-	-	1	0	↔	1

Dispositions by Case Category

Case Categories		Jan	Feb	Mar	Apr	May	Jun	Jul	Aug	Sep	Oct	Nov	Dec	Thru Mar	% Change	Total
<b>Administrative Law</b>	2024	-	1	-	-	-	-	-	-	-	-	-	-	1	-50%	1
	2023	-	2	-	-	-	1	2	-	1	-	-	-	2	▼	6
<b>Capital Murder</b>	2024	-	-	-	-	-	-	-	-	-	-	-	-	0	-100%	0
	2023	-	-	1	-	-	-	-	-	-	-	-	-	1	▼	1
<b>Contested Divorce</b>	2024	8	4	5	-	-	-	-	-	-	-	-	-	17	-29%	17
	2023	5	11	8	5	11	1	9	8	9	5	3	3	24	▼	78
<b>Domestic and Family - Level 1</b>	2024	3	3	10	-	-	-	-	-	-	-	-	-	16	14%	16
	2023	1	8	5	5	9	9	8	10	7	13	12	6	14	▲	93
<b>Domestic and Family - Level 2</b>	2024	2	3	6	-	-	-	-	-	-	-	-	-	11	22%	11
	2023	2	2	5	2	1	2	3	3	1	4	3	1	9	▲	29
<b>Felonies and Related Matters</b>	2024	111	127	154	-	-	-	-	-	-	-	-	-	392	5%	392
	2023	85	128	161	113	96	91	156	157	108	128	110	128	374	▲	1,461
<b>General Civil - Level 1</b>	2024	2	-	1	-	-	-	-	-	-	-	-	-	3	200%	3
	2023	1	-	1	-	-	-	-	-	-	1	1	-	1	▲	4
<b>General Civil - Level 2</b>	2024	9	7	12	-	-	-	-	-	-	-	-	-	28	-18%	28
	2023	14	8	12	11	12	11	5	10	12	4	12	8	34	▼	119
<b>General Civil - Level 3</b>	2024	6	7	4	-	-	-	-	-	-	-	-	-	17	0%	17
	2023	3	10	4	7	5	5	7	12	3	3	3	11	17	↔	73
<b>Miscellaneous Civil</b>	2024	155	187	257	-	-	-	-	-	-	-	-	-	599	-23%	599
	2023	274	233	266	245	222	202	197	195	181	170	148	202	773	▼	2,535
<b>Misdemeanor</b>	2024	22	17	40	-	-	-	-	-	-	-	-	-	79	13%	79
	2023	24	17	29	23	11	22	37	32	27	31	15	23	70	▲	291
<b>Other</b>	2024	-	-	-	-	-	-	-	-	-	-	-	-	0	-100%	0
	2023	-	1	2	-	1	1	-	-	5	-	-	2	3	▼	12
<b>Other Criminally Related Matters</b>	2024	13	6	7	-	-	-	-	-	-	-	-	-	26	-7%	26
	2023	13	5	10	7	7	7	3	7	14	6	8	11	28	▼	98
<b>Probates/Wills &amp; Trusts - Level 1</b>	2024	-	1	1	-	-	-	-	-	-	-	-	-	2	0%	2
	2023	1	1	-	-	-	1	1	-	2	-	-	-	2	↔	6
<b>Probates/Wills &amp; Trusts - Level 2</b>	2024	4	1	2	-	-	-	-	-	-	-	-	-	7	-46%	7
	2023	3	7	3	3	8	2	4	2	1	3	1	2	13	▼	39
<b>Uncontested Divorce</b>	2024	8	16	8	-	-	-	-	-	-	-	-	-	32	-47%	32
	2023	16	21	23	17	17	12	13	18	12	11	10	15	60	▼	185

Dashboard		Monthly Dispositions Summary		Jan --- Mar Dispositions	
<p><b>Court:</b> Roanoke Circuit  <b>Start/End Date:</b> Jan-23 / Mar-24  <b>2023 Average Month:</b> 393  <b>Jan-Mar 2023:</b> 1,215  <b>Dispositions Trending:</b> ▲</p>	<p><b>Circuit/Court ID:</b> 23 223770  <b>Type of Case:</b> Dispositions  <b>2024 Average Month:</b> 520  <b>Jan-Mar 2024 :</b> 1,561  <b>Overall AVG. Month:</b> 418</p>	<p>Jan 23 - Mar 24</p>		<p>2024: 1,561 2023: 1,215</p>	

Dispositions by Division																
Divisions		Jan	Feb	Mar	Apr	May	Jun	Jul	Aug	Sep	Oct	Nov	Dec	Thru Mar	% Change	Total
<b>Total</b>	2024	715	383	463	-	-	-	-	-	-	-	-	-	1,561	28%	1,561
	2023	379	395	441	364	543	440	351	376	377	372	313	362	1,215	▲	4,713
<b>Civil</b>	2024	163	71	108	-	-	-	-	-	-	-	-	-	342	46%	342
	2023	58	80	96	83	138	99	68	92	120	90	68	58	234	▲	1,050
<b>Criminal</b>	2024	205	163	190	-	-	-	-	-	-	-	-	-	558	6%	558
	2023	153	169	203	144	167	188	158	161	161	134	137	177	525	▲	1,952
<b>Concealed Handgun Permits</b>	2024	39	100	134	-	-	-	-	-	-	-	-	-	273	-18%	273
	2023	119	122	93	94	162	116	86	79	55	104	82	84	334	▼	1,196
<b>Miscellaneous/ Other</b>	2024	308	49	31	-	-	-	-	-	-	-	-	-	388	218%	388
	2023	49	24	49	43	76	36	39	44	41	44	26	42	122	▲	513
<b>Others</b>	2024	-	-	-	-	-	-	-	-	-	-	-	-	0	0	0
	2023	-	-	-	-	-	1	-	-	-	-	-	1	0	↔	2

Dispositions by Case Category																
Case Categories		Jan	Feb	Mar	Apr	May	Jun	Jul	Aug	Sep	Oct	Nov	Dec	Thru Mar	% Change	Total
<b>Administrative Law</b>	2024	3	-	1	-	-	-	-	-	-	-	-	-	4	100%	4
	2023	-	2	-	-	-	-	-	-	-	1	-	-	2	▲	3
<b>Capital Murder</b>	2024	-	-	-	-	-	-	-	-	-	-	-	-	0	-100%	0
	2023	1	-	1	-	-	1	2	-	-	-	-	-	2	▼	5
<b>Contested Divorce</b>	2024	16	8	3	-	-	-	-	-	-	-	-	-	27	29%	27
	2023	9	4	8	7	11	6	10	9	10	9	9	6	21	▲	98
<b>Domestic and Family - Level 1</b>	2024	39	8	42	-	-	-	-	-	-	-	-	-	89	59%	89
	2023	-	38	18	19	28	51	5	33	41	25	13	11	56	▲	282
<b>Domestic and Family - Level 2</b>	2024	13	3	11	-	-	-	-	-	-	-	-	-	27	93%	27
	2023	5	3	6	6	5	1	-	5	1	5	4	3	14	▲	44
<b>Felonies and Related Matters</b>	2024	166	126	159	-	-	-	-	-	-	-	-	-	451	14%	451
	2023	108	136	153	107	120	153	103	123	110	106	91	144	397	▲	1,454
<b>General Civil - Level 1</b>	2024	5	2	-	-	-	-	-	-	-	-	-	-	7	0%	7
	2023	1	3	3	1	2	5	4	3	6	4	2	2	7	↔	36
<b>General Civil - Level 2</b>	2024	36	20	18	-	-	-	-	-	-	-	-	-	74	85%	74
	2023	9	9	22	14	38	14	11	13	15	16	6	20	40	▲	187
<b>General Civil - Level 3</b>	2024	21	15	9	-	-	-	-	-	-	-	-	-	45	105%	45
	2023	11	3	8	10	19	5	7	11	8	7	2	5	22	▲	96
<b>Miscellaneous Civil</b>	2024	333	141	161	-	-	-	-	-	-	-	-	-	635	41%	635
	2023	164	146	140	138	227	152	124	121	100	151	109	123	450	▲	1,695
<b>Misdemeanor</b>	2024	18	19	21	-	-	-	-	-	-	-	-	-	58	-19%	58
	2023	17	21	34	22	20	23	37	23	36	17	21	18	72	▼	289
<b>Other</b>	2024	7	-	-	-	-	-	-	-	-	-	-	-	7	7	7
	2023	-	-	-	1	2	1	1	-	2	-	-	2	0	↔	9
<b>Other Criminally Related Matters</b>	2024	21	22	18	-	-	-	-	-	-	-	-	-	61	13%	61
	2023	27	12	15	16	27	12	16	15	16	11	25	15	54	▲	207
<b>Probates/Wills &amp; Trusts - Level 1</b>	2024	1	-	-	-	-	-	-	-	-	-	-	-	1	0%	1
	2023	1	-	-	1	-	-	-	-	1	-	-	1	1	↔	4
<b>Probates/Wills &amp; Trusts - Level 2</b>	2024	10	-	4	-	-	-	-	-	-	-	-	-	14	56%	14
	2023	1	2	6	7	7	5	4	1	2	1	1	2	9	▲	39
<b>Uncontested Divorce</b>	2024	26	19	16	-	-	-	-	-	-	-	-	-	61	-10%	61
	2023	25	16	27	15	37	11	27	19	28	20	30	10	68	▼	265

Dashboard		Monthly Dispositions Summary		Jan --- Mar Dispositions	
<p><b>Court:</b> Salem Circuit  <b>Start/End Date:</b> Jan-23 / Mar-24  <b>2023 Average Month:</b> 103  <b>Jan-Mar 2023:</b> 354  <b>Dispositions Trending:</b> ⇌</p>	<p><b>Circuit/Court ID:</b> 23 223775  <b>Type of Case:</b> Dispositions  <b>2024 Average Month:</b> 116  <b>Jan-Mar 2024 :</b> 347  <b>Overall AVG. Month:</b> 106</p>	<p>Jan 23 - Mar 24</p>		<p>347 (2024) vs 354 (2023)</p>	

Dispositions by Division																
Divisions		Jan	Feb	Mar	Apr	May	Jun	Jul	Aug	Sep	Oct	Nov	Dec	Thru Mar	% Change	Total
<b>Total</b>	2024	122	148	77	-	-	-	-	-	-	-	-	-	347	-2%	347
	2023	125	112	117	92	105	109	71	145	78	93	108	81	354	▼	1,236
<b>Civil</b>	2024	21	15	7	-	-	-	-	-	-	-	-	-	43	5%	43
	2023	12	15	14	8	12	12	6	17	11	8	15	12	41	▲	142
<b>Criminal</b>	2024	61	68	28	-	-	-	-	-	-	-	-	-	157	-9%	157
	2023	67	50	55	39	56	45	33	76	40	56	42	37	172	▼	596
<b>Concealed Handgun Permits</b>	2024	32	43	35	-	-	-	-	-	-	-	-	-	110	-5%	110
	2023	42	35	39	40	27	38	27	35	21	22	39	28	116	▼	393
<b>Miscellaneous/ Other</b>	2024	8	22	7	-	-	-	-	-	-	-	-	-	37	48%	37
	2023	4	12	9	5	10	14	5	17	6	7	12	4	25	▲	105

Dispositions by Case Category																
Case Categories		Jan	Feb	Mar	Apr	May	Jun	Jul	Aug	Sep	Oct	Nov	Dec	Thru Mar	% Change	Total
<b>Administrative Law</b>	2024	1	-	-	-	-	-	-	-	-	-	-	-	1	1	1
	2023	-	-	-	-	-	-	-	-	-	-	-	-	-	0	↔
<b>Contested Divorce</b>	2024	2	1	1	-	-	-	-	-	-	-	-	-	4	-56%	4
	2023	1	6	2	2	1	2	2	3	1	-	1	4	9	▼	25
<b>Domestic and Family - Level 1</b>	2024	3	1	2	-	-	-	-	-	-	-	-	-	6	-14%	6
	2023	4	1	2	-	5	2	2	3	4	2	4	5	7	▼	34
<b>Domestic and Family - Level 2</b>	2024	1	2	-	-	-	-	-	-	-	-	-	-	3	-25%	3
	2023	2	1	1	-	1	-	-	3	-	1	1	-	4	▼	10
<b>Felonies and Related Matters</b>	2024	47	53	23	-	-	-	-	-	-	-	-	-	123	-13%	123
	2023	57	38	46	28	42	35	27	52	32	51	36	30	141	▼	474
<b>General Civil - Level 1</b>	2024	-	2	-	-	-	-	-	-	-	-	-	-	2	2	2
	2023	-	-	-	-	-	-	-	1	-	1	-	-	0	↔	2
<b>General Civil - Level 2</b>	2024	8	8	1	-	-	-	-	-	-	-	-	-	17	113%	17
	2023	3	2	3	4	4	3	1	2	2	1	3	2	8	▲	30
<b>General Civil - Level 3</b>	2024	-	5	-	-	-	-	-	-	-	-	-	-	5	400%	5
	2023	-	-	1	1	-	4	-	-	1	-	2	-	1	▲	9
<b>Miscellaneous Civil</b>	2024	39	55	41	-	-	-	-	-	-	-	-	-	135	-1%	135
	2023	46	44	46	44	34	49	31	51	27	28	50	30	136	▼	480
<b>Misdemeanor</b>	2024	9	15	2	-	-	-	-	-	-	-	-	-	26	0%	26
	2023	10	9	7	10	13	10	6	20	7	5	6	7	26	↔	110
<b>Other</b>	2024	-	1	-	-	-	-	-	-	-	-	-	-	1	1	1
	2023	-	-	-	-	-	-	-	-	-	-	-	-	0	↔	0
<b>Other Criminally Related Matters</b>	2024	6	-	3	-	-	-	-	-	-	-	-	-	9	80%	9
	2023	-	3	2	2	1	-	-	4	1	1	-	-	5	▲	14
<b>Probates/Wills &amp; Trusts - Level 1</b>	2024	-	-	-	-	-	-	-	-	-	-	-	-	0	0	0
	2023	-	-	-	-	-	-	-	-	-	-	-	1	0	↔	1
<b>Probates/Wills &amp; Trusts - Level 2</b>	2024	1	4	1	-	-	-	-	-	-	-	-	-	6	50%	6
	2023	1	2	1	-	1	-	-	1	2	1	2	-	4	▲	11
<b>Uncontested Divorce</b>	2024	5	1	3	-	-	-	-	-	-	-	-	-	9	-31%	9
	2023	1	6	6	1	3	4	2	5	1	2	3	2	13	▼	36

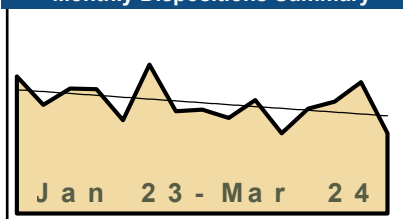
This report reflects data in the case management system. Numbers will update accordingly as reports are refreshed and posted.

Dashboard

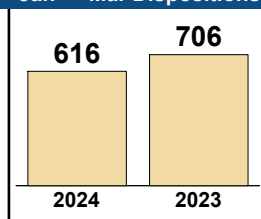
**Court:** Amherst Circuit  
**Start/End Date:** Jan-23 / Mar-24  
**2023 Average Month:** 212  
**Jan-Mar 2023:** 706  
**Dispositions Trending:** ▼

**Circuit/Court ID:** 24 224009  
**Type of Case:** Dispositions  
**2024 Average Month:** 205  
**Jan-Mar 2024 :** 616  
**Overall AVG. Month:** 211

Monthly Dispositions Summary



Jan --- Mar Dispositions



Dispositions by Division

Divisions		Jan	Feb	Mar	Apr	May	Jun	Jul	Aug	Sep	Oct	Nov	Dec	Thru Mar	% Change	Total
<b>Total</b>	2024	213	250	153	-	-	-	-	-	-	-	-	-	616	-13%	616
	2023	261	207	238	237	178	284	195	198	182	216	153	200	706	▼	2,549
<b>Civil</b>	2024	9	17	13	-	-	-	-	-	-	-	-	-	39	-17%	39
	2023	8	5	34	10	15	47	8	9	10	14	16	11	47	▼	187
<b>Criminal</b>	2024	65	103	56	-	-	-	-	-	-	-	-	-	224	-1%	224
	2023	83	64	79	66	62	97	59	56	59	89	20	91	226	▼	825
<b>Concealed Handgun Permits</b>	2024	79	86	34	-	-	-	-	-	-	-	-	-	199	-19%	199
	2023	102	78	66	126	36	80	71	58	63	69	84	46	246	▼	879
<b>Miscellaneous/ Other</b>	2024	60	44	50	-	-	-	-	-	-	-	-	-	154	-17%	154
	2023	68	59	59	35	65	59	57	75	50	44	33	52	186	▼	656
<b>Others</b>	2024	-	-	-	-	-	-	-	-	-	-	-	-	0	-100%	0
	2023	-	1	-	-	-	1	-	-	-	-	-	-	1	▼	2

Dispositions by Case Category

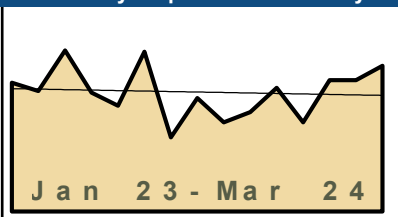
Case Categories		Jan	Feb	Mar	Apr	May	Jun	Jul	Aug	Sep	Oct	Nov	Dec	Thru Mar	% Change	Total
<b>Administrative Law</b>	2024	-	-	1	-	-	-	-	-	-	-	-	-	1	1	1
	2023	-	-	-	-	-	-	-	-	-	1	-	1	0	↔	2
<b>Capital Murder</b>	2024	-	-	-	-	-	-	-	-	-	-	-	-	0	0	0
	2023	-	-	-	-	-	-	-	-	-	1	-	-	0	↔	1
<b>Contested Divorce</b>	2024	1	2	1	-	-	-	-	-	-	-	-	-	4	0%	4
	2023	2	-	2	2	-	1	2	-	-	-	2	2	4	↔	13
<b>Domestic and Family - Level 1</b>	2024	1	7	4	-	-	-	-	-	-	-	-	-	12	-57%	12
	2023	-	-	28	-	7	17	-	-	1	6	2	5	28	▼	66
<b>Domestic and Family - Level 2</b>	2024	-	1	-	-	-	-	-	-	-	-	-	-	1	0%	1
	2023	-	-	1	1	1	2	1	1	1	1	2	1	1	↔	12
<b>Felonies and Related Matters</b>	2024	46	79	41	-	-	-	-	-	-	-	-	-	166	19%	166
	2023	50	50	39	40	37	61	41	23	39	33	16	52	139	▲	481
<b>General Civil - Level 2</b>	2024	-	3	2	-	-	-	-	-	-	-	-	-	5	-38%	5
	2023	3	4	1	1	-	3	4	2	4	1	4	-	8	▼	27
<b>General Civil - Level 3</b>	2024	2	1	4	-	-	-	-	-	-	-	-	-	7	600%	7
	2023	1	-	-	2	2	3	1	1	2	3	1	1	1	▲	17
<b>Miscellaneous Civil</b>	2024	86	91	42	-	-	-	-	-	-	-	-	-	219	-20%	219
	2023	107	91	77	130	43	88	82	66	71	82	88	52	275	▼	977
<b>Misdemeanor</b>	2024	15	21	5	-	-	-	-	-	-	-	-	-	41	-33%	41
	2023	20	10	31	21	15	27	8	17	12	14	3	35	61	▼	213
<b>Other</b>	2024	51	38	41	-	-	-	-	-	-	-	-	-	130	-17%	130
	2023	63	47	47	30	57	52	45	67	42	29	29	46	157	▼	554
<b>Other Criminally Related Matters</b>	2024	4	3	10	-	-	-	-	-	-	-	-	-	17	-37%	17
	2023	14	4	9	5	10	18	10	16	8	41	1	4	27	▼	140
<b>Probates/Wills &amp; Trusts - Level 1</b>	2024	-	-	-	-	-	-	-	-	-	-	-	-	0	0	0
	2023	-	-	-	1	-	-	-	-	-	-	-	-	0	↔	1
<b>Probates/Wills &amp; Trusts - Level 2</b>	2024	2	-	1	-	-	-	-	-	-	-	-	-	3	200%	3
	2023	-	-	1	-	2	1	-	1	1	-	1	-	1	▲	7
<b>Uncontested Divorce</b>	2024	5	4	1	-	-	-	-	-	-	-	-	-	10	150%	10
	2023	1	1	2	4	4	11	1	4	1	4	4	1	4	▲	38

Dashboard

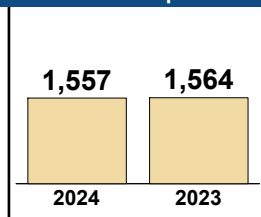
**Court:** Bedford Circuit  
**Start/End Date:** Jan-23 / Mar-24  
**2023 Average Month:** 440  
**Jan-Mar 2023:** 1,564  
**Dispositions Trending:** ⇌

**Circuit/Court ID:** 24 224019  
**Type of Case:** Dispositions  
**2024 Average Month:** 519  
**Jan-Mar 2024 :** 1,557  
**Overall AVG. Month:** 455

Monthly Dispositions Summary



Jan --- Mar Dispositions



Dispositions by Division

Divisions		Jan	Feb	Mar	Apr	May	Jun	Jul	Aug	Sep	Oct	Nov	Dec	Thru Mar	% Change	Total
<b>Total</b>	2024	500	501	556	-	-	-	-	-	-	-	-	-	1,557	0%	1,557
	2023	491	459	614	453	403	609	282	433	340	379	471	340	1,564	▼	5,274
<b>Civil</b>	2024	48	55	43	-	-	-	-	-	-	-	-	-	146	-27%	146
	2023	63	85	52	69	52	65	27	53	41	50	87	67	200	▼	711
<b>Criminal</b>	2024	128	145	134	-	-	-	-	-	-	-	-	-	407	33%	407
	2023	117	65	125	59	145	178	83	100	119	133	113	63	307	▲	1,300
<b>Concealed Handgun Permits</b>	2024	235	232	305	-	-	-	-	-	-	-	-	-	772	-11%	772
	2023	262	251	359	272	134	292	110	223	124	142	221	147	872	▼	2,537
<b>Miscellaneous/ Other</b>	2024	89	69	74	-	-	-	-	-	-	-	-	-	232	25%	232
	2023	49	58	78	53	72	74	62	57	56	54	50	62	185	▲	725
<b>Others</b>	2024	-	-	-	-	-	-	-	-	-	-	-	-	0	0	0
	2023	-	-	-	-	-	-	-	-	-	-	-	1	0	↔	1

Dispositions by Case Category

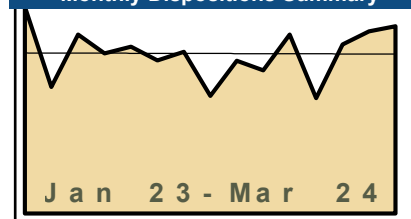
Case Categories		Jan	Feb	Mar	Apr	May	Jun	Jul	Aug	Sep	Oct	Nov	Dec	Thru Mar	% Change	Total
<b>Administrative Law</b>	2024	-	-	-	-	-	-	-	-	-	-	-	-	0	-100%	0
	2023	1	1	-	-	-	-	-	1	-	-	-	-	2	▼	3
<b>Capital Murder</b>	2024	-	-	-	-	-	-	-	-	-	-	-	-	0	-100%	0
	2023	2	-	-	-	-	-	-	-	-	-	-	-	2	▼	2
<b>Contested Divorce</b>	2024	3	6	5	-	-	-	-	-	-	-	-	-	14	-48%	14
	2023	6	15	6	3	3	12	-	6	6	2	7	4	27	▼	70
<b>Domestic and Family - Level 1</b>	2024	15	2	9	-	-	-	-	-	-	-	-	-	26	-47%	26
	2023	6	37	6	23	10	8	-	16	5	8	28	13	49	▼	160
<b>Domestic and Family - Level 2</b>	2024	4	12	4	-	-	-	-	-	-	-	-	-	20	0%	20
	2023	8	6	6	6	4	3	4	3	5	6	8	7	20	↔	66
<b>Felonies and Related Matters</b>	2024	102	124	73	-	-	-	-	-	-	-	-	-	299	38%	299
	2023	78	52	86	42	105	100	60	81	75	103	72	51	216	▲	905
<b>General Civil - Level 1</b>	2024	-	-	-	-	-	-	-	-	-	-	-	-	0	-100%	0
	2023	-	-	2	1	-	-	-	-	1	1	-	2	2	▼	7
<b>General Civil - Level 2</b>	2024	5	12	12	-	-	-	-	-	-	-	-	-	29	4%	29
	2023	18	8	2	11	8	14	6	8	4	21	6	28	28	▲	134
<b>General Civil - Level 3</b>	2024	12	3	-	-	-	-	-	-	-	-	-	-	15	67%	15
	2023	2	1	6	3	7	6	13	15	4	1	8	5	9	▲	71
<b>Miscellaneous Civil</b>	2024	280	262	341	-	-	-	-	-	-	-	-	-	883	-9%	883
	2023	288	282	403	299	162	325	142	251	157	167	246	177	973	▼	2,899
<b>Misdemeanor</b>	2024	17	14	34	-	-	-	-	-	-	-	-	-	65	3%	65
	2023	26	13	24	8	12	18	13	13	26	17	25	8	63	▲	203
<b>Other</b>	2024	41	41	33	-	-	-	-	-	-	-	-	-	115	49%	115
	2023	16	25	36	23	42	39	28	28	21	28	23	27	77	▲	336
<b>Other Criminally Related Matters</b>	2024	9	7	27	-	-	-	-	-	-	-	-	-	43	48%	43
	2023	11	1	17	12	31	60	10	6	18	13	18	4	29	▲	201
<b>Probates/Wills &amp; Trusts - Level 1</b>	2024	-	-	-	-	-	-	-	-	-	-	-	-	0	-100%	0
	2023	2	2	1	-	-	1	-	1	-	2	-	1	5	▼	10
<b>Probates/Wills &amp; Trusts - Level 2</b>	2024	1	4	5	-	-	-	-	-	-	-	-	-	10	0%	10
	2023	3	2	5	3	3	9	-	2	7	4	5	2	10	↔	45
<b>Uncontested Divorce</b>	2024	11	14	13	-	-	-	-	-	-	-	-	-	38	-27%	38
	2023	24	14	14	19	16	14	6	2	11	6	25	11	52	▼	162

Dashboard

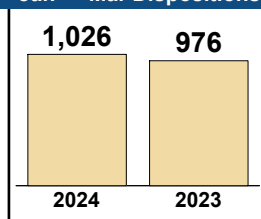
**Court:** Campbell Circuit  
**Start/End Date:** Jan-23 / Mar-24  
**2023 Average Month:** 296  
**Jan-Mar 2023:** 976  
**Dispositions Trending:** ▲

**Circuit/Court ID:** 24 224031  
**Type of Case:** Dispositions  
**2024 Average Month:** 342  
**Jan-Mar 2024 :** 1,026  
**Overall AVG. Month:** 305

Monthly Dispositions Summary



Jan --- Mar Dispositions



Dispositions by Division

Divisions		Jan	Feb	Mar	Apr	May	Jun	Jul	Aug	Sep	Oct	Nov	Dec	Thru Mar	% Change	Total
<b>Total</b>	2024	322	347	357	-	-	-	-	-	-	-	-	-	1,026	5%	1,026
	2023	394	241	341	305	318	292	308	224	291	273	341	220	976	▲	3,548
<b>Civil</b>	2024	45	34	35	-	-	-	-	-	-	-	-	-	114	-5%	114
	2023	48	28	44	33	37	32	49	31	43	30	49	17	120	▼	441
<b>Criminal</b>	2024	116	87	117	-	-	-	-	-	-	-	-	-	320	25%	320
	2023	106	61	90	77	109	148	99	93	93	112	129	51	257	▲	1,168
<b>Concealed Handgun Permits</b>	2024	123	189	151	-	-	-	-	-	-	-	-	-	463	-10%	463
	2023	208	136	169	166	139	77	111	72	132	102	124	127	513	▼	1,563
<b>Miscellaneous/ Other</b>	2024	38	37	54	-	-	-	-	-	-	-	-	-	129	50%	129
	2023	32	16	38	29	33	35	49	28	23	29	39	25	86	▲	376

Dispositions by Case Category

Case Categories		Jan	Feb	Mar	Apr	May	Jun	Jul	Aug	Sep	Oct	Nov	Dec	Thru Mar	% Change	Total
<b>Administrative Law</b>	2024	-	-	-	-	-	-	-	-	-	-	-	-	0	0	0
	2023	-	-	-	-	-	-	-	-	1	-	-	-	0	↔	1
<b>Contested Divorce</b>	2024	6	8	6	-	-	-	-	-	-	-	-	-	20	67%	20
	2023	1	5	6	3	6	2	5	5	5	1	-	-	12	▲	39
<b>Domestic and Family - Level 1</b>	2024	6	2	2	-	-	-	-	-	-	-	-	-	10	-62%	10
	2023	10	8	8	3	5	5	5	3	4	1	17	5	26	▼	74
<b>Domestic and Family - Level 2</b>	2024	2	2	-	-	-	-	-	-	-	-	-	-	4	-43%	4
	2023	4	-	3	2	3	3	1	1	2	3	9	-	7	▼	31
<b>Felonies and Related Matters</b>	2024	67	52	66	-	-	-	-	-	-	-	-	-	185	28%	185
	2023	47	36	61	40	66	89	52	66	61	84	63	32	144	▲	697
<b>General Civil - Level 1</b>	2024	1	-	1	-	-	-	-	-	-	-	-	-	2	2	2
	2023	-	-	-	-	-	1	-	-	-	-	-	1	0	↔	2
<b>General Civil - Level 2</b>	2024	8	4	7	-	-	-	-	-	-	-	-	-	19	0%	19
	2023	8	2	9	7	7	5	14	9	16	8	6	3	19	↔	94
<b>General Civil - Level 3</b>	2024	18	18	14	-	-	-	-	-	-	-	-	-	50	163%	50
	2023	6	1	12	4	3	4	25	6	6	11	10	9	19	▲	97
<b>Miscellaneous Civil</b>	2024	142	202	175	-	-	-	-	-	-	-	-	-	519	-6%	519
	2023	225	144	182	187	161	104	142	90	144	118	145	136	551	▼	1,778
<b>Misdemeanor</b>	2024	43	31	48	-	-	-	-	-	-	-	-	-	122	24%	122
	2023	54	22	22	36	37	58	40	28	23	27	61	19	98	▲	427
<b>Other</b>	2024	8	13	24	-	-	-	-	-	-	-	-	-	45	13%	45
	2023	16	8	16	8	10	10	7	7	9	12	6	8	40	▲	117
<b>Other Criminally Related Matters</b>	2024	7	4	4	-	-	-	-	-	-	-	-	-	15	0%	15
	2023	5	3	7	1	6	1	7	-	9	1	5	-	15	↔	45
<b>Probates/Wills &amp; Trusts - Level 1</b>	2024	-	-	-	-	-	-	-	-	-	-	-	-	0	-100%	0
	2023	2	-	-	-	1	-	-	-	1	1	-	-	2	▼	5
<b>Probates/Wills &amp; Trusts - Level 2</b>	2024	2	3	1	-	-	-	-	-	-	-	-	-	6	-40%	6
	2023	5	2	3	-	-	1	-	-	1	-	-	-	10	▼	12
<b>Protective Orders</b>	2024	-	1	-	-	-	-	-	-	-	-	-	-	1	1	1
	2023	-	-	-	-	-	-	-	-	-	-	-	-	0	↔	0
<b>Uncontested Divorce</b>	2024	12	7	9	-	-	-	-	-	-	-	-	-	28	-15%	28
	2023	11	10	12	14	13	9	10	9	9	6	18	8	33	▼	129



Dashboard		Monthly Dispositions Summary		Jan --- Mar Dispositions	
<p><b>Court:</b> Nelson Circuit  <b>Start/End Date:</b> Jan-23 / Mar-24  <b>2023 Average Month:</b> 97  <b>Jan-Mar 2023:</b> 394  <b>Dispositions Trending:</b> ▼</p>	<p><b>Circuit/Court ID:</b> 24 224125  <b>Type of Case:</b> Dispositions  <b>2024 Average Month:</b> 104  <b>Jan-Mar 2024 :</b> 312  <b>Overall AVG. Month:</b> 99</p>	<p>Jan 23 - Mar 24</p>		<p>2024: 312, 2023: 394</p>	

Dispositions by Division																
Divisions		Jan	Feb	Mar	Apr	May	Jun	Jul	Aug	Sep	Oct	Nov	Dec	Thru Mar	% Change	Total
<b>Total</b>	2024	73	113	126	-	-	-	-	-	-	-	-	-	312	-21%	312
	2023	127	100	167	90	101	73	81	72	99	92	91	75	394	▼	1,168
<b>Civil</b>	2024	4	10	11	-	-	-	-	-	-	-	-	-	25	14%	25
	2023	5	5	12	5	20	12	7	8	10	7	9	8	22	▲	108
<b>Criminal</b>	2024	25	44	82	-	-	-	-	-	-	-	-	-	151	-25%	151
	2023	47	58	96	50	36	41	41	36	47	66	41	26	201	▼	585
<b>Concealed Handgun Permits</b>	2024	38	39	23	-	-	-	-	-	-	-	-	-	100	-30%	100
	2023	66	29	48	26	37	12	23	17	39	15	33	37	143	▼	382
<b>Miscellaneous/ Other</b>	2024	5	20	10	-	-	-	-	-	-	-	-	-	35	25%	35
	2023	9	8	11	9	8	8	10	11	3	4	7	4	28	▲	92
<b>Others</b>	2024	1	-	-	-	-	-	-	-	-	-	-	-	1	1	1
	2023	-	-	-	-	-	-	-	-	-	-	1	-	0	↔	1

Dispositions by Case Category																
Case Categories		Jan	Feb	Mar	Apr	May	Jun	Jul	Aug	Sep	Oct	Nov	Dec	Thru Mar	% Change	Total
<b>Administrative Law</b>	2024	-	-	-	-	-	-	-	-	-	-	-	-	0	-100%	0
	2023	-	1	-	-	-	-	-	-	-	-	-	-	1	▼	1
<b>Contested Divorce</b>	2024	1	-	1	-	-	-	-	-	-	-	-	-	2	-60%	2
	2023	-	1	4	-	-	2	3	-	-	-	-	-	5	▼	10
<b>Domestic and Family - Level 1</b>	2024	-	3	-	-	-	-	-	-	-	-	-	-	3	50%	3
	2023	-	-	2	2	3	1	2	-	1	2	1	2	2	▲	16
<b>Domestic and Family - Level 2</b>	2024	1	2	-	-	-	-	-	-	-	-	-	-	3	3	3
	2023	-	-	-	-	-	1	-	1	1	1	-	-	0	↔	4
<b>Felonies and Related Matters</b>	2024	14	30	41	-	-	-	-	-	-	-	-	-	85	-31%	85
	2023	18	40	66	27	23	29	29	24	16	59	19	11	124	▼	361
<b>General Civil - Level 1</b>	2024	-	-	-	-	-	-	-	-	-	-	-	-	0	0	0
	2023	-	-	-	-	1	-	-	-	-	-	-	2	0	↔	3
<b>General Civil - Level 2</b>	2024	-	5	3	-	-	-	-	-	-	-	-	-	8	60%	8
	2023	-	2	3	1	5	1	-	4	1	1	5	1	5	▲	24
<b>General Civil - Level 3</b>	2024	1	2	2	-	-	-	-	-	-	-	-	-	5	-50%	5
	2023	5	1	4	1	6	3	-	3	1	1	1	3	10	▼	29
<b>Miscellaneous Civil</b>	2024	42	55	33	-	-	-	-	-	-	-	-	-	130	-22%	130
	2023	74	35	57	34	45	21	34	25	42	19	40	40	166	▼	466
<b>Misdemeanor</b>	2024	3	10	12	-	-	-	-	-	-	-	-	-	25	-63%	25
	2023	28	16	24	14	7	9	9	11	6	6	19	8	68	▼	157
<b>Other</b>	2024	1	-	1	-	-	-	-	-	-	-	-	-	2	2	2
	2023	-	-	-	-	2	-	-	-	1	1	2	-	0	↔	6
<b>Other Criminally Related Matters</b>	2024	8	4	29	-	-	-	-	-	-	-	-	-	41	356%	41
	2023	1	2	6	10	7	3	3	1	25	1	3	7	9	▲	69
<b>Probates/Wills &amp; Trusts - Level 1</b>	2024	-	-	-	-	-	-	-	-	-	-	-	-	0	-100%	0
	2023	1	-	-	-	-	-	-	-	-	-	-	-	1	▼	1
<b>Probates/Wills &amp; Trusts - Level 2</b>	2024	-	-	-	-	-	-	-	-	-	-	-	-	0	0	0
	2023	-	-	-	1	-	-	-	-	1	-	1	1	0	↔	4
<b>Uncontested Divorce</b>	2024	2	2	4	-	-	-	-	-	-	-	-	-	8	167%	8
	2023	-	2	1	-	2	3	1	3	4	1	-	-	3	▲	17

This report reflects data in the case management system. Numbers will update accordingly as reports are refreshed and posted.

# CPSS-CCMS-10.11 CASELOAD STATISTICS OF THE CIRCUIT COURTS

Lynchburg

January 2023 -- March 2024 Dispositions

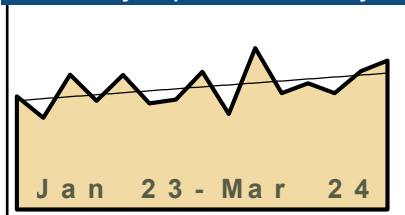
Alexandria and Fairfax Circuit are not Included in State Totals

## Dashboard

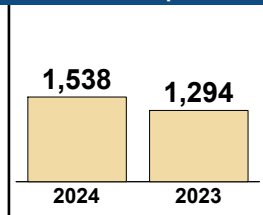
**Court:** Lynchburg Circuit  
**Start/End Date:** Jan-23 / Mar-24  
**2023 Average Month:** 456  
**Jan-Mar 2023:** 1,294  
**Dispositions Trending:** ▲

**Circuit/Court ID:** 24 224680  
**Type of Case:** Dispositions  
**2024 Average Month:** 513  
**Jan-Mar 2024 :** 1,538  
**Overall AVG. Month:** 467

## Monthly Dispositions Summary



## Jan --- Mar Dispositions



## Dispositions by Division

Divisions		Jan	Feb	Mar	Apr	May	Jun	Jul	Aug	Sep	Oct	Nov	Dec	Thru Mar	% Change	Total
<b>Total</b>	2024	443	527	568	-	-	-	-	-	-	-	-	-	1,538	19%	1,538
	2023	431	349	514	414	513	405	419	525	364	615	443	481	1,294	▲	5,473
<b>Civil</b>	2024	64	79	102	-	-	-	-	-	-	-	-	-	245	31%	245
	2023	67	60	60	64	74	85	70	86	53	116	67	81	187	▲	883
<b>Criminal</b>	2024	227	209	277	-	-	-	-	-	-	-	-	-	713	14%	713
	2023	193	154	279	181	243	190	220	264	154	365	221	230	626	▲	2,694
<b>Concealed Handgun Permits</b>	2024	59	114	79	-	-	-	-	-	-	-	-	-	252	-14%	252
	2023	111	81	100	91	137	80	69	70	76	64	65	88	292	▼	1,032
<b>Miscellaneous/ Other</b>	2024	93	125	110	-	-	-	-	-	-	-	-	-	328	75%	328
	2023	59	53	75	77	59	48	60	105	81	70	90	82	187	▲	859
<b>Others</b>	2024	-	-	-	-	-	-	-	-	-	-	-	-	0	-100%	0
	2023	1	1	-	1	-	2	-	-	-	-	-	-	2	▼	5

## Dispositions by Case Category

Case Categories		Jan	Feb	Mar	Apr	May	Jun	Jul	Aug	Sep	Oct	Nov	Dec	Thru Mar	% Change	Total
<b>Administrative Law</b>	2024	-	-	1	-	-	-	-	-	-	-	-	-	1	0%	1
	2023	1	-	-	-	-	1	-	-	-	1	-	-	1	↔	3
<b>Capital Murder</b>	2024	-	1	-	-	-	-	-	-	-	-	-	-	1	1	1
	2023	-	-	-	-	-	-	-	-	-	-	-	-	0	↔	0
<b>Contested Divorce</b>	2024	4	6	12	-	-	-	-	-	-	-	-	-	22	5%	22
	2023	8	8	5	9	11	4	5	8	5	5	8	6	21	▲	82
<b>Domestic and Family - Level 1</b>	2024	19	17	30	-	-	-	-	-	-	-	-	-	66	164%	66
	2023	4	16	5	17	11	19	22	16	4	56	14	21	25	▲	205
<b>Domestic and Family - Level 2</b>	2024	4	6	4	-	-	-	-	-	-	-	-	-	14	56%	14
	2023	1	3	5	5	6	3	2	4	3	2	6	1	9	▲	41
<b>Felonies and Related Matters</b>	2024	142	111	175	-	-	-	-	-	-	-	-	-	428	27%	428
	2023	84	91	161	107	153	105	128	155	83	280	133	135	336	▲	1,615
<b>General Civil - Level 1</b>	2024	2	1	1	-	-	-	-	-	-	-	-	-	4	-20%	4
	2023	1	1	3	-	3	-	1	1	3	3	4	1	5	▼	21
<b>General Civil - Level 2</b>	2024	10	24	19	-	-	-	-	-	-	-	-	-	53	29%	53
	2023	14	11	16	7	12	14	12	25	17	12	17	15	41	▲	172
<b>General Civil - Level 3</b>	2024	8	9	14	-	-	-	-	-	-	-	-	-	31	-3%	31
	2023	12	6	14	11	9	12	4	11	4	3	7	12	32	▼	105
<b>Miscellaneous Civil</b>	2024	89	165	126	-	-	-	-	-	-	-	-	-	380	-1%	380
	2023	137	102	144	126	156	105	99	125	117	96	96	117	383	▼	1,420
<b>Misdemeanor</b>	2024	72	75	78	-	-	-	-	-	-	-	-	-	225	-2%	225
	2023	82	47	100	64	72	63	79	75	58	77	78	80	229	▼	875
<b>Other</b>	2024	57	63	66	-	-	-	-	-	-	-	-	-	186	100%	186
	2023	32	33	28	38	38	29	30	49	39	37	57	53	93	▲	463
<b>Other Criminally Related Matters</b>	2024	14	25	24	-	-	-	-	-	-	-	-	-	63	0%	63
	2023	29	16	18	17	20	25	15	35	21	24	15	19	63	↔	254
<b>Probates/Wills &amp; Trusts - Level 1</b>	2024	1	-	-	-	-	-	-	-	-	-	-	-	1	1	1
	2023	-	-	-	-	-	-	-	-	-	-	-	1	0	↔	1
<b>Probates/Wills &amp; Trusts - Level 2</b>	2024	1	3	2	-	-	-	-	-	-	-	-	-	6	-50%	6
	2023	9	3	-	2	2	3	-	3	-	3	1	2	12	▼	28
<b>Protective Orders</b>	2024	-	2	-	-	-	-	-	-	-	-	-	-	2	2	2
	2023	-	-	-	-	-	-	-	-	-	-	-	-	0	↔	0
<b>Uncontested Divorce</b>	2024	20	19	16	-	-	-	-	-	-	-	-	-	55	25%	55
	2023	17	12	15	11	20	22	22	18	10	16	7	18	44	▲	188


This report reflects data in the case management system. Numbers will update accordingly as reports are refreshed and posted.

Dashboard

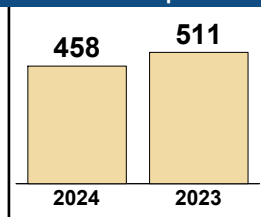
**Court:** Alleghany Circuit  
**Start/End Date:** Jan-23 / Mar-24  
**2023 Average Month:** 159  
**Jan-Mar 2023:** 511  
**Dispositions Trending:** ▼

**Circuit/Court ID:** 25 225005  
**Type of Case:** Dispositions  
**2024 Average Month:** 153  
**Jan-Mar 2024 :** 458  
**Overall AVG. Month:** 157

Monthly Dispositions Summary



Jan --- Mar Dispositions



Dispositions by Division

Divisions		Jan	Feb	Mar	Apr	May	Jun	Jul	Aug	Sep	Oct	Nov	Dec	Thru Mar	% Change	Total
<b>Total</b>	2024	121	194	143	-	-	-	-	-	-	-	-	-	458	-10%	458
	2023	161	167	183	116	119	164	153	197	211	164	120	148	511	▼	1,903
<b>Civil</b>	2024	10	42	10	-	-	-	-	-	-	-	-	-	62	63%	62
	2023	15	7	16	14	4	9	13	17	24	5	15	12	38	▲	151
<b>Criminal</b>	2024	60	76	79	-	-	-	-	-	-	-	-	-	215	-13%	215
	2023	87	79	80	44	66	109	93	130	145	109	57	85	246	▼	1,084
<b>Concealed Handgun Permits</b>	2024	40	41	46	-	-	-	-	-	-	-	-	-	127	-36%	127
	2023	50	71	78	48	35	29	36	39	37	37	33	42	199	▼	535
<b>Miscellaneous/ Other</b>	2024	11	35	8	-	-	-	-	-	-	-	-	-	54	100%	54
	2023	9	10	8	10	13	17	11	11	5	13	15	9	27	▲	131
<b>Others</b>	2024	-	-	-	-	-	-	-	-	-	-	-	-	0	-100%	0
	2023	-	-	1	-	1	-	-	-	-	-	-	-	1	▼	2

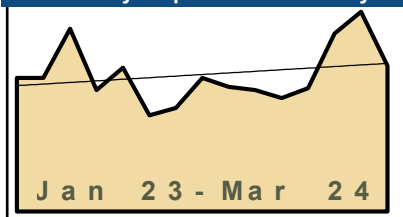
Dispositions by Case Category

Case Categories		Jan	Feb	Mar	Apr	May	Jun	Jul	Aug	Sep	Oct	Nov	Dec	Thru Mar	% Change	Total
<b>Capital Murder</b>	2024	-	-	-	-	-	-	-	-	-	-	-	-	0	0	0
	2023	-	-	-	-	-	-	-	-	-	-	-	2	0	↔	2
<b>Contested Divorce</b>	2024	1	3	2	-	-	-	-	-	-	-	-	-	6	200%	6
	2023	2	-	-	2	1	1	1	4	3	-	4	1	2	▲	19
<b>Domestic and Family - Level 1</b>	2024	2	1	1	-	-	-	-	-	-	-	-	-	4	100%	4
	2023	1	-	1	1	-	-	1	-	5	1	3	1	2	▲	14
<b>Domestic and Family - Level 2</b>	2024	-	1	-	-	-	-	-	-	-	-	-	-	1	-67%	1
	2023	1	-	2	1	-	-	1	2	-	-	-	-	3	▼	7
<b>Felonies and Related Matters</b>	2024	37	52	59	-	-	-	-	-	-	-	-	-	148	-5%	148
	2023	52	52	52	37	44	84	65	103	108	77	44	56	156	▼	774
<b>General Civil - Level 1</b>	2024	-	2	-	-	-	-	-	-	-	-	-	-	2	2	2
	2023	-	-	-	1	-	-	-	-	-	1	-	2	0	↔	4
<b>General Civil - Level 2</b>	2024	1	13	2	-	-	-	-	-	-	-	-	-	16	129%	16
	2023	1	2	4	2	1	2	2	1	1	-	-	1	7	▲	17
<b>General Civil - Level 3</b>	2024	-	11	-	-	-	-	-	-	-	-	-	-	11	38%	11
	2023	6	-	2	2	-	1	3	3	10	-	4	1	8	▲	32
<b>Miscellaneous Civil</b>	2024	51	66	54	-	-	-	-	-	-	-	-	-	171	-24%	171
	2023	58	81	86	56	46	45	44	50	42	50	45	50	225	▼	653
<b>Misdemeanor</b>	2024	21	22	13	-	-	-	-	-	-	-	-	-	56	-26%	56
	2023	30	24	22	7	21	25	27	25	34	30	13	23	76	▼	281
<b>Other</b>	2024	1	2	-	-	-	-	-	-	-	-	-	-	3	200%	3
	2023	-	-	1	-	1	1	-	-	-	-	-	-	1	▲	3
<b>Other Criminally Related Matters</b>	2024	2	2	7	-	-	-	-	-	-	-	-	-	11	-21%	11
	2023	5	3	6	-	1	-	1	3	3	2	-	4	14	▼	28
<b>Probates/Wills &amp; Trusts - Level 1</b>	2024	-	4	-	-	-	-	-	-	-	-	-	-	4	4	4
	2023	-	-	-	1	-	-	-	-	-	-	-	-	0	↔	1
<b>Probates/Wills &amp; Trusts - Level 2</b>	2024	1	1	1	-	-	-	-	-	-	-	-	-	3	50%	3
	2023	-	-	2	-	-	2	2	1	-	-	-	1	2	▲	8
<b>Uncontested Divorce</b>	2024	4	14	4	-	-	-	-	-	-	-	-	-	22	47%	22
	2023	5	5	5	6	4	3	6	5	5	3	7	6	15	▲	60

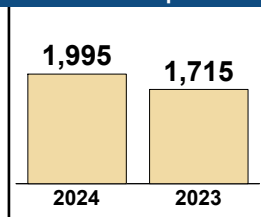
Dashboard

**Court:** Augusta Circuit  
**Circuit/Court ID:** 25 225015  
**Start/End Date:** Jan-23 / Mar-24  
**Type of Case:** Dispositions  
**2023 Average Month:** 486  
**2024 Average Month:** 665  
**Jan-Mar 2023:** 1,715  
**Jan-Mar 2024 :** 1,995  
**Dispositions Trending:** ▲  
**Overall AVG. Month:** 522

Monthly Dispositions Summary



Jan --- Mar Dispositions



Dispositions by Division

Divisions		Jan	Feb	Mar	Apr	May	Jun	Jul	Aug	Sep	Oct	Nov	Dec	Thru Mar	% Change	Total
<b>Total</b>	2024	678	761	556	-	-	-	-	-	-	-	-	-	1,995	16%	1,995
	2023	509	509	697	463	548	367	395	509	475	463	432	470	1,715	▲	5,837
<b>Civil</b>	2024	140	243	60	-	-	-	-	-	-	-	-	-	443	203%	443
	2023	43	27	76	38	37	56	44	82	43	81	39	78	146	▲	644
<b>Criminal</b>	2024	217	203	170	-	-	-	-	-	-	-	-	-	590	0%	590
	2023	216	167	209	184	217	124	125	218	202	176	155	161	592	▼	2,154
<b>Concealed Handgun Permits</b>	2024	166	217	263	-	-	-	-	-	-	-	-	-	646	-9%	646
	2023	161	232	316	168	208	96	140	107	150	129	160	125	709	▼	1,992
<b>Miscellaneous/ Other</b>	2024	144	90	59	-	-	-	-	-	-	-	-	-	293	11%	293
	2023	87	82	94	70	85	89	86	98	80	77	74	101	263	▲	1,023
<b>Others</b>	2024	11	8	4	-	-	-	-	-	-	-	-	-	23	360%	23
	2023	2	1	2	3	1	2	-	4	-	-	4	5	5	▲	24


Dispositions by Case Category

Case Categories		Jan	Feb	Mar	Apr	May	Jun	Jul	Aug	Sep	Oct	Nov	Dec	Thru Mar	% Change	Total
<b>Administrative Law</b>	2024	-	-	-	-	-	-	-	-	-	-	-	-	0	-100%	0
	2023	-	1	1	1	-	-	-	4	-	-	-	1	2	▼	8
<b>Capital Murder</b>	2024	-	2	-	-	-	-	-	-	-	-	-	-	2	2	2
	2023	-	-	-	-	-	-	-	1	1	-	-	-	0	↔	2
<b>Contested Divorce</b>	2024	3	10	12	-	-	-	-	-	-	-	-	-	25	32%	25
	2023	6	4	9	6	8	2	8	11	6	5	6	5	19	▲	76
<b>Domestic and Family - Level 1</b>	2024	6	4	1	-	-	-	-	-	-	-	-	-	11	83%	11
	2023	4	1	1	1	-	5	4	7	3	8	2	2	6	▲	38
<b>Domestic and Family - Level 2</b>	2024	3	19	3	-	-	-	-	-	-	-	-	-	25	-39%	25
	2023	4	5	32	7	3	3	5	11	3	6	1	4	41	▼	84
<b>Felonies and Related Matters</b>	2024	131	150	121	-	-	-	-	-	-	-	-	-	402	-1%	402
	2023	138	110	160	137	130	101	85	142	125	130	108	103	408	▼	1,469
<b>General Civil - Level 1</b>	2024	3	-	-	-	-	-	-	-	-	-	-	-	3	-25%	3
	2023	2	2	-	1	1	-	-	3	1	1	-	1	4	▼	12
<b>General Civil - Level 2</b>	2024	35	12	6	-	-	-	-	-	-	-	-	-	53	194%	53
	2023	6	4	8	8	9	11	4	10	8	23	5	11	18	▲	107
<b>General Civil - Level 3</b>	2024	17	5	10	-	-	-	-	-	-	-	-	-	32	68%	32
	2023	7	3	9	4	2	13	14	16	6	12	12	15	19	▲	113
<b>Miscellaneous Civil</b>	2024	296	426	285	-	-	-	-	-	-	-	-	-	1,007	23%	1,007
	2023	192	265	359	208	251	136	167	152	199	158	197	188	816	▲	2,472
<b>Misdemeanor</b>	2024	81	53	48	-	-	-	-	-	-	-	-	-	182	10%	182
	2023	70	50	45	41	80	18	33	72	71	46	40	56	165	▲	622
<b>Other</b>	2024	85	45	46	-	-	-	-	-	-	-	-	-	176	11%	176
	2023	57	49	53	30	43	48	55	40	32	48	40	71	159	▲	566
<b>Other Criminally Related Matters</b>	2024	5	3	1	-	-	-	-	-	-	-	-	-	9	-55%	9
	2023	8	7	5	6	7	5	7	4	6	-	7	2	20	▼	64
<b>Probates/Wills &amp; Trusts - Level 1</b>	2024	-	-	-	-	-	-	-	-	-	-	-	-	0	0	0
	2023	-	-	-	-	-	-	-	2	-	1	-	-	0	↔	3
<b>Probates/Wills &amp; Trusts - Level 2</b>	2024	1	5	2	-	-	-	-	-	-	-	-	-	8	14%	8
	2023	2	1	4	1	3	1	2	12	1	4	1	5	7	▲	37
<b>Uncontested Divorce</b>	2024	12	27	21	-	-	-	-	-	-	-	-	-	60	94%	60
	2023	13	7	11	12	11	24	11	22	13	21	12	7	31	▲	164

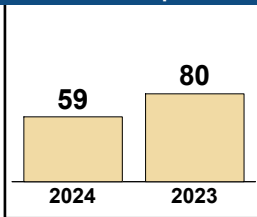
Dashboard

**Court:** Bath Circuit **Circuit/Court ID:** 25 225017  
**Start/End Date:** Jan-23 / Mar-24 **Type of Case:** Dispositions  
**2023 Average Month:** 28 **2024 Average Month:**20  
**Jan-Mar 2023:** 80 **Jan-Mar 2024 :** 59  
**Dispositions Trending:** ▼ **Overall AVG. Month:** 27

Monthly Dispositions Summary



Jan --- Mar Dispositions



Dispositions by Division

Divisions		Jan	Feb	Mar	Apr	May	Jun	Jul	Aug	Sep	Oct	Nov	Dec	Thru Mar	% Change	Total
<b>Total</b>	2024	16	15	28	-	-	-	-	-	-	-	-	-	59	-26%	59
	2023	24	20	36	15	23	40	36	26	20	31	44	26	80	▼	341
<b>Civil</b>	2024	2	4	-	-	1	3	1	-	3	-	1	2	6	50%	6
	2023	-	-	4	-	-	1	3	1	-	3	-	1	4	▲	15
<b>Criminal</b>	2024	4	2	17	-	4	22	5	4	8	17	22	7	23	64%	23
	2023	5	3	6	-	4	22	5	4	8	17	22	7	14	▲	103
<b>Concealed Handgun Permits</b>	2024	9	9	9	-	-	-	-	-	-	-	-	-	27	-53%	27
	2023	17	16	24	12	12	13	27	18	6	14	20	17	57	▼	196
<b>Miscellaneous/ Other</b>	2024	1	-	2	-	-	-	-	-	-	-	-	-	3	-40%	3
	2023	2	1	2	3	6	2	3	4	3	-	1	-	5	▼	27

Dispositions by Case Category

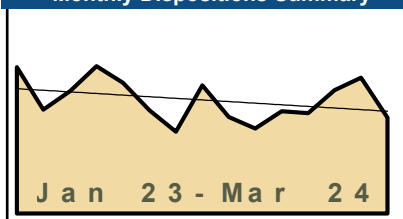
Case Categories		Jan	Feb	Mar	Apr	May	Jun	Jul	Aug	Sep	Oct	Nov	Dec	Thru Mar	% Change	Total
<b>Contested Divorce</b>	2024	-	-	-	-	-	1	1	-	-	-	-	1	0	0	0
	2023	-	-	-	-	-	-	-	-	-	-	-	-	1	0	↔
<b>Domestic and Family - Level 1</b>	2024	-	1	-	-	-	-	-	-	-	-	-	-	1	1	1
	2023	-	-	-	-	-	-	-	-	-	-	-	2	0	↔	2
<b>Domestic and Family - Level 2</b>	2024	-	-	-	-	-	-	-	-	-	-	-	-	0	0	0
	2023	-	-	-	-	-	1	-	-	-	-	-	-	0	↔	1
<b>Felonies and Related Matters</b>	2024	3	-	15	-	-	-	-	-	-	-	-	-	18	29%	18
	2023	5	3	6	-	3	21	1	1	5	15	13	6	14	▲	79
<b>General Civil - Level 1</b>	2024	-	-	-	-	-	-	-	-	-	-	-	-	0	0	0
	2023	-	-	-	-	-	-	1	-	-	-	-	-	0	↔	1
<b>General Civil - Level 2</b>	2024	3	-	-	-	-	-	-	-	-	-	-	-	3	200%	3
	2023	-	-	1	-	-	-	1	-	2	-	-	-	1	▲	4
<b>General Civil - Level 3</b>	2024	-	1	-	-	-	-	-	-	-	-	-	-	1	-50%	1
	2023	-	-	2	-	1	-	-	1	1	-	1	-	2	▼	6
<b>Miscellaneous Civil</b>	2024	9	9	11	-	-	-	-	-	-	-	-	-	29	-52%	29
	2023	19	17	25	14	17	14	28	20	8	14	20	17	61	▼	213
<b>Misdemeanor</b>	2024	1	2	2	-	-	-	-	-	-	-	-	-	5	5	5
	2023	-	-	-	-	-	1	4	1	2	2	8	1	0	↔	19
<b>Other Criminally Related Matters</b>	2024	-	-	-	-	-	-	-	-	-	-	-	-	0	0	0
	2023	-	-	-	-	1	-	-	2	1	-	1	-	0	↔	5
<b>Probates/Wills &amp; Trusts - Level 2</b>	2024	-	-	-	1	-	-	-	-	-	-	-	-	0	0	0
	2023	-	-	-	-	-	-	-	1	1	-	-	-	0	↔	3
<b>Uncontested Divorce</b>	2024	-	2	-	-	-	-	-	-	-	-	-	-	2	0%	2
	2023	-	-	2	-	1	2	-	-	-	-	-	-	2	↔	5

Dashboard

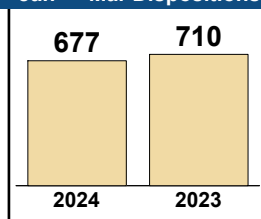
**Court:** Botetourt Circuit  
**Start/End Date:** Jan-23 / Mar-24  
**2023 Average Month:** 214  
**Jan-Mar 2023:** 710  
**Dispositions Trending:** ▼

**Circuit/Court ID:** 25 225023  
**Type of Case:** Dispositions  
**2024 Average Month:** 226  
**Jan-Mar 2024 :** 677  
**Overall AVG. Month:** 216

Monthly Dispositions Summary



Jan --- Mar Dispositions



Dispositions by Division

Divisions		Jan	Feb	Mar	Apr	May	Jun	Jul	Aug	Sep	Oct	Nov	Dec	Thru Mar	% Change	Total
<b>Total</b>	2024	235	259	183	-	-	-	-	-	-	-	-	-	677	-5%	677
	2023	279	198	233	281	249	197	156	244	184	162	195	191	710	▼	2,569
<b>Civil</b>	2024	27	27	21	-	-	-	-	-	-	-	-	-	75	53%	75
	2023	28	8	13	19	9	24	13	21	13	11	15	12	49	▲	186
<b>Criminal</b>	2024	86	138	60	-	-	-	-	-	-	-	-	-	284	-4%	284
	2023	120	78	97	130	144	74	54	103	84	79	64	84	295	▼	1,111
<b>Concealed Handgun Permits</b>	2024	103	74	85	-	-	-	-	-	-	-	-	-	262	-3%	262
	2023	98	80	92	103	80	74	74	88	68	53	99	74	270	▼	983
<b>Miscellaneous/ Other</b>	2024	19	20	16	-	-	-	-	-	-	-	-	-	55	-43%	55
	2023	33	32	31	29	16	25	15	32	19	19	17	21	96	▼	289
<b>Others</b>	2024	-	-	1	-	-	-	-	-	-	-	-	-	1	1	1
	2023	-	-	-	-	-	-	-	-	-	-	-	-	0	↔	0

Dispositions by Case Category


Case Categories		Jan	Feb	Mar	Apr	May	Jun	Jul	Aug	Sep	Oct	Nov	Dec	Thru Mar	% Change	Total
<b>Administrative Law</b>	2024	1	-	-	-	-	-	-	-	-	-	-	-	1	1	1
	2023	-	-	-	-	-	-	-	-	-	1	-	1	0	↔	2
<b>Capital Murder</b>	2024	-	-	-	-	-	-	-	-	-	-	-	-	0	0	0
	2023	-	-	-	-	-	-	-	-	-	-	-	1	0	↔	1
<b>Contested Divorce</b>	2024	4	5	1	-	-	-	-	-	-	-	-	-	10	100%	10
	2023	2	1	2	4	-	2	2	2	1	-	2	-	5	▲	18
<b>Domestic and Family - Level 1</b>	2024	6	6	8	-	-	-	-	-	-	-	-	-	20	67%	20
	2023	7	3	2	4	-	12	6	2	-	2	6	4	12	▲	48
<b>Domestic and Family - Level 2</b>	2024	2	-	-	-	-	-	-	-	-	-	-	-	2	0%	2
	2023	1	-	1	2	2	-	-	1	-	-	2	-	2	↔	9
<b>Felonies and Related Matters</b>	2024	67	117	49	-	-	-	-	-	-	-	-	-	233	-4%	233
	2023	99	58	85	91	133	51	43	69	71	54	41	60	242	▼	855
<b>General Civil - Level 1</b>	2024	-	-	-	-	-	-	-	-	-	-	-	-	0	0	0
	2023	-	-	-	-	1	-	-	-	-	-	-	-	0	↔	1
<b>General Civil - Level 2</b>	2024	4	6	4	-	-	-	-	-	-	-	-	-	14	100%	14
	2023	1	2	4	6	-	5	1	7	3	3	3	1	7	▲	36
<b>General Civil - Level 3</b>	2024	4	-	3	-	-	-	-	-	-	-	-	-	7	17%	7
	2023	4	2	-	1	1	2	-	-	3	3	1	2	6	▲	19
<b>Miscellaneous Civil</b>	2024	112	85	93	-	-	-	-	-	-	-	-	-	290	-8%	290
	2023	114	95	107	123	88	88	86	100	75	58	108	86	316	▼	1,128
<b>Misdemeanor</b>	2024	16	17	11	-	-	-	-	-	-	-	-	-	44	-6%	44
	2023	20	16	11	23	10	23	8	18	9	12	21	17	47	▼	188
<b>Other</b>	2024	10	7	9	-	-	-	-	-	-	-	-	-	26	-43%	26
	2023	16	14	16	8	8	10	3	19	10	11	6	8	46	▼	129
<b>Other Criminally Related Matters</b>	2024	4	4	-	-	-	-	-	-	-	-	-	-	8	33%	8
	2023	1	4	1	16	1	-	3	16	4	13	2	6	6	▲	67
<b>Probates/Wills &amp; Trusts - Level 1</b>	2024	-	1	-	-	-	-	-	-	-	-	-	-	1	-50%	1
	2023	1	1	-	-	-	-	-	-	-	-	-	-	2	▼	2
<b>Probates/Wills &amp; Trusts - Level 2</b>	2024	-	4	-	-	-	-	-	-	-	-	-	-	4	100%	4
	2023	2	-	-	-	-	-	-	1	-	2	-	-	2	▲	5
<b>Uncontested Divorce</b>	2024	5	7	5	-	-	-	-	-	-	-	-	-	17	0%	17
	2023	11	2	4	3	5	4	4	9	8	3	3	5	17	↔	61

Dashboard

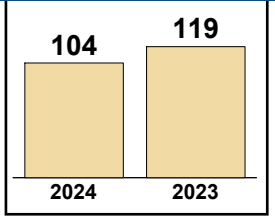
**Court:** Craig Circuit  
**Start/End Date:** Jan-23 / Mar-24  
**2023 Average Month:** 30  
**Jan-Mar 2023:** 119  
**Dispositions Trending:** ▼

**Circuit/Court ID:** 25 225045  
**Type of Case:** Dispositions  
**2024 Average Month:** 35  
**Jan-Mar 2024 :** 104  
**Overall AVG. Month:** 31

Monthly Dispositions Summary



Jan --- Mar Dispositions



Dispositions by Division

Divisions		Jan	Feb	Mar	Apr	May	Jun	Jul	Aug	Sep	Oct	Nov	Dec	Thru Mar	% Change	Total
<b>Total</b>	2024	32	49	23	-	-	-	-	-	-	-	-	-	104	-13%	104
	2023	34	41	44	23	22	43	22	21	40	35	21	15	119	▼	361
<b>Civil</b>	2024	-	1	3	-	-	-	-	-	-	-	-	-	4	-43%	4
	2023	4	1	2	3	7	6	1	3	-	1	1	3	7	▼	32
<b>Criminal</b>	2024	1	24	1	-	-	-	-	-	-	-	-	-	26	13%	26
	2023	7	5	11	4	-	5	-	-	18	4	-	-	23	▲	54
<b>Concealed Handgun Permits</b>	2024	29	23	15	-	-	-	-	-	-	-	-	-	67	-14%	67
	2023	18	34	26	16	10	24	18	16	21	28	18	12	78	▼	241
<b>Miscellaneous/ Other</b>	2024	2	1	4	-	-	-	-	-	-	-	-	-	7	-36%	7
	2023	5	1	5	-	5	8	3	2	1	2	2	-	11	▼	34

Dispositions by Case Category

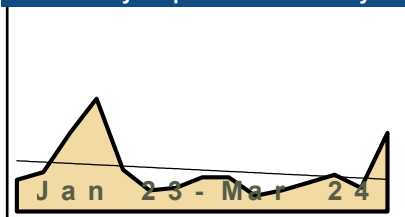
Case Categories		Jan	Feb	Mar	Apr	May	Jun	Jul	Aug	Sep	Oct	Nov	Dec	Thru Mar	% Change	Total
<b>Contested Divorce</b>	2024	-	-	-	-	-	1	-	1	-	-	-	-	0	0	0
	2023	-	-	-	-	-	-	-	-	-	-	-	-	0	↔	2
<b>Domestic and Family - Level 1</b>	2024	-	-	1	-	-	-	-	-	-	-	-	-	1	1	1
	2023	-	-	-	1	7	-	-	-	-	-	-	-	0	↔	8
<b>Domestic and Family - Level 2</b>	2024	-	-	-	-	-	-	-	-	-	-	-	-	0	-100%	0
	2023	-	1	-	-	-	-	-	-	-	-	1	-	1	▼	2
<b>Felonies and Related Matters</b>	2024	1	15	1	-	-	-	-	-	-	-	-	-	17	42%	17
	2023	7	3	2	3	-	4	-	-	13	2	-	-	12	▲	34
<b>General Civil - Level 1</b>	2024	-	-	-	-	-	-	-	-	-	-	-	-	0	0	0
	2023	-	-	-	1	-	1	-	-	-	-	-	-	0	↔	2
<b>General Civil - Level 2</b>	2024	-	1	1	-	-	-	-	-	-	-	-	-	2	100%	2
	2023	-	-	1	-	-	-	-	1	-	1	-	-	1	▲	3
<b>General Civil - Level 3</b>	2024	-	-	1	-	-	-	-	-	-	-	-	-	1	-67%	1
	2023	2	-	1	-	-	4	1	-	-	-	-	1	3	▼	9
<b>Miscellaneous Civil</b>	2024	31	24	19	-	-	-	-	-	-	-	-	-	74	-17%	74
	2023	23	35	31	16	15	32	21	18	22	30	20	12	89	▼	275
<b>Misdemeanor</b>	2024	-	9	-	-	-	-	-	-	-	-	-	-	9	-10%	9
	2023	-	2	8	1	-	1	-	-	5	2	-	-	10	▼	19
<b>Other Criminally Related Matters</b>	2024	-	-	-	-	-	-	-	-	-	-	-	-	0	-100%	0
	2023	-	-	1	-	-	-	-	-	-	-	-	-	1	▼	1
<b>Probates/Wills &amp; Trusts - Level 1</b>	2024	-	-	-	-	-	-	-	-	-	-	-	-	0	0	0
	2023	-	-	-	-	-	-	-	-	-	-	-	1	0	↔	1
<b>Uncontested Divorce</b>	2024	-	-	-	-	-	-	-	-	-	-	-	-	0	-100%	0
	2023	2	-	-	1	-	-	-	1	-	-	-	1	2	▼	5

Dashboard

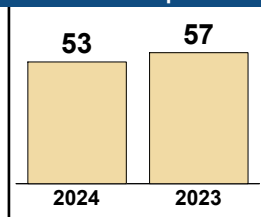
**Court:** Highland Circuit  
**Start/End Date:** Jan-23 / Mar-24  
**2023 Average Month:** 15  
**Jan-Mar 2023:** 57  
**Dispositions Trending:** ▼

**Circuit/Court ID:** 25 225091  
**Type of Case:** Dispositions  
**2024 Average Month:** 18  
**Jan-Mar 2024 :** 53  
**Overall AVG. Month:** 16

Monthly Dispositions Summary



Jan --- Mar Dispositions



Dispositions by Division

Divisions	Year	Jan	Feb	Mar	Apr	May	Jun	Jul	Aug	Sep	Oct	Nov	Dec	Thru Mar	% Change	Total
<b>Total</b>	2024	14	9	30	-	-	-	-	-	-	-	-	-	53	-7%	53
	2023	12	15	30	43	16	8	9	13	13	6	8	11	57	▼	184
<b>Civil</b>	2024	1	1	1	-	-	-	-	-	-	-	-	-	3	-73%	3
	2023	2	1	8	1	1	1	-	-	1	-	-	-	11	▼	15
<b>Criminal</b>	2024	4	-	18	-	-	-	-	-	-	-	-	-	22	2,100%	22
	2023	-	-	1	35	2	4	5	7	5	1	7	1	1	▲	68
<b>Concealed Handgun Permits</b>	2024	9	5	9	-	-	-	-	-	-	-	-	-	23	-48%	23
	2023	10	13	21	4	13	3	4	5	6	4	-	9	44	▼	92
<b>Miscellaneous/ Other</b>	2024	-	3	2	-	-	-	-	-	-	-	-	-	5	400%	5
	2023	-	1	-	3	-	-	-	1	1	1	1	1	1	▲	9

Dispositions by Case Category

Case Categories	Year	Jan	Feb	Mar	Apr	May	Jun	Jul	Aug	Sep	Oct	Nov	Dec	Thru Mar	% Change	Total
<b>Contested Divorce</b>	2024	1	-	-	-	-	-	-	-	-	-	-	-	1	0%	1
	2023	-	-	1	-	-	1	-	-	-	-	-	-	1	↔	2
<b>Domestic and Family - Level 1</b>	2024	-	-	-	-	-	-	-	-	-	-	-	-	0	-100%	0
	2023	-	-	3	1	-	-	-	-	-	-	-	-	3	▼	4
<b>Domestic and Family - Level 2</b>	2024	-	-	-	-	-	-	-	-	-	-	-	-	0	-100%	0
	2023	-	-	1	-	-	-	-	-	-	-	-	-	1	▼	1
<b>Felonies and Related Matters</b>	2024	3	-	12	-	-	-	-	-	-	-	-	-	15	1,400%	15
	2023	-	-	1	17	2	3	4	3	4	-	5	-	1	▲	39
<b>General Civil - Level 1</b>	2024	-	1	-	-	-	-	-	-	-	-	-	-	1	1	1
	2023	-	-	-	-	-	-	-	-	-	-	-	-	0	↔	0
<b>General Civil - Level 2</b>	2024	-	-	-	-	-	-	-	-	-	-	-	-	0	-100%	0
	2023	2	-	-	-	-	-	-	-	-	-	-	-	2	▼	2
<b>General Civil - Level 3</b>	2024	-	-	-	-	-	-	-	-	-	-	-	-	0	-100%	0
	2023	-	1	-	-	-	-	-	-	-	-	-	-	1	▼	1
<b>Miscellaneous Civil</b>	2024	9	8	11	-	-	-	-	-	-	-	-	-	28	-38%	28
	2023	10	14	21	7	13	3	4	6	7	5	1	10	45	▼	101
<b>Misdemeanor</b>	2024	1	-	5	-	-	-	-	-	-	-	-	-	6	6	6
	2023	-	-	-	17	-	1	1	4	1	-	1	1	0	↔	26
<b>Other Criminally Related Matters</b>	2024	-	-	1	-	-	-	-	-	-	-	-	-	1	1	1
	2023	-	-	-	1	-	-	-	-	-	1	1	-	0	↔	3
<b>Probates/Wills &amp; Trusts - Level 2</b>	2024	-	-	1	-	-	-	-	-	-	-	-	-	1	0%	1
	2023	-	-	1	-	-	-	-	-	1	-	-	-	1	↔	2
<b>Uncontested Divorce</b>	2024	-	-	-	-	-	-	-	-	-	-	-	-	0	-100%	0
	2023	-	-	2	-	1	-	-	-	-	-	-	-	2	▼	3

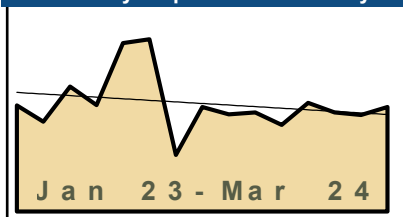


Dashboard

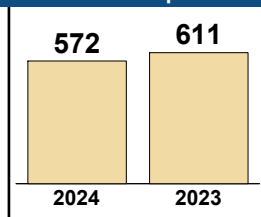
**Court:** Rockbridge Circuit  
**Start/End Date:** Jan-23 / Mar-24  
**2023 Average Month:** 210  
**Jan-Mar 2023:** 611  
**Dispositions Trending:** ▼

**Circuit/Court ID:** 25 225163  
**Type of Case:** Dispositions  
**2024 Average Month:** 191  
**Jan-Mar 2024 :** 572  
**Overall AVG. Month:** 206

Monthly Dispositions Summary



Jan --- Mar Dispositions



Dispositions by Division

Divisions		Jan	Feb	Mar	Apr	May	Jun	Jul	Aug	Sep	Oct	Nov	Dec	Thru Mar	% Change	Total
<b>Total</b>	2024	189	184	199	-	-	-	-	-	-	-	-	-	572	-6%	572
	2023	202	171	238	203	321	328	108	199	185	189	165	207	611	▼	2,516
<b>Civil</b>	2024	15	16	15	-	-	-	-	-	-	-	-	-	46	-19%	46
	2023	17	20	20	27	40	22	21	20	21	51	25	13	57	▼	297
<b>Criminal</b>	2024	115	91	111	-	-	-	-	-	-	-	-	-	317	-6%	317
	2023	130	71	135	100	220	251	42	127	120	80	103	132	336	▼	1,511
<b>Concealed Handgun Permits</b>	2024	43	69	63	-	-	-	-	-	-	-	-	-	175	-5%	175
	2023	47	69	69	63	45	40	38	48	34	40	31	53	185	▼	577
<b>Miscellaneous/ Other</b>	2024	16	8	10	-	-	-	-	-	-	-	-	-	34	3%	34
	2023	8	11	14	13	16	15	7	4	10	18	6	9	33	▲	131

Dispositions by Case Category


Case Categories		Jan	Feb	Mar	Apr	May	Jun	Jul	Aug	Sep	Oct	Nov	Dec	Thru Mar	% Change	Total
<b>Administrative Law</b>	2024	-	-	-	-	-	-	-	-	-	-	-	-	0	0	0
	2023	-	-	-	-	1	1	-	-	1	-	1	-	0	↔	4
<b>Contested Divorce</b>	2024	4	1	1	-	-	-	-	-	-	-	-	-	6	-14%	6
	2023	3	3	1	2	6	2	1	1	-	3	2	2	7	▼	26
<b>Domestic and Family - Level 1</b>	2024	-	4	-	-	-	-	-	-	-	-	-	-	4	100%	4
	2023	-	-	2	12	8	1	-	5	2	25	9	-	2	▲	64
<b>Domestic and Family - Level 2</b>	2024	4	-	1	-	-	-	-	-	-	-	-	-	5	-38%	5
	2023	3	-	5	-	2	3	3	7	2	5	3	3	8	▼	36
<b>Felonies and Related Matters</b>	2024	76	68	81	-	-	-	-	-	-	-	-	-	225	23%	225
	2023	59	49	75	64	131	188	31	83	83	49	72	83	183	▲	967
<b>General Civil - Level 2</b>	2024	5	3	5	-	-	-	-	-	-	-	-	-	13	8%	13
	2023	4	7	1	5	7	6	3	-	3	3	5	1	12	▲	45
<b>General Civil - Level 3</b>	2024	-	5	-	-	-	-	-	-	-	-	-	-	5	-55%	5
	2023	-	8	3	-	8	1	3	-	6	5	1	1	11	▼	36
<b>Miscellaneous Civil</b>	2024	57	75	73	-	-	-	-	-	-	-	-	-	205	-3%	205
	2023	53	76	83	76	59	51	45	51	45	56	37	61	212	▼	693
<b>Misdemeanor</b>	2024	32	22	27	-	-	-	-	-	-	-	-	-	81	-43%	81
	2023	60	21	60	28	87	57	11	41	32	18	24	40	141	▼	479
<b>Other</b>	2024	-	1	-	-	-	-	-	-	-	-	-	-	1	-50%	1
	2023	-	1	1	-	-	-	1	-	-	1	-	1	2	▼	5
<b>Other Criminally Related Matters</b>	2024	7	1	3	-	-	-	-	-	-	-	-	-	11	-8%	11
	2023	11	1	-	8	2	6	1	3	5	13	7	9	12	▼	66
<b>Probates/Wills &amp; Trusts - Level 1</b>	2024	-	-	1	-	-	-	-	-	-	-	-	-	1	0%	1
	2023	-	1	-	-	-	-	-	-	-	-	-	-	1	↔	1
<b>Probates/Wills &amp; Trusts - Level 2</b>	2024	-	-	1	-	-	-	-	-	-	-	-	-	1	-75%	1
	2023	1	1	2	-	1	3	3	2	-	-	-	-	4	▼	13
<b>Uncontested Divorce</b>	2024	4	4	6	-	-	-	-	-	-	-	-	-	14	-13%	14
	2023	8	3	5	8	9	9	6	6	6	11	4	6	16	▼	81

Dashboard

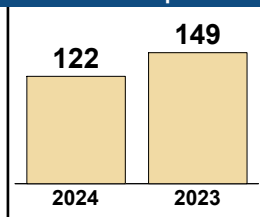
**Court:** Buena Vista Circuit  
**Start/End Date:** Jan-23 / Mar-24  
**2023 Average Month:** 50  
**Jan-Mar 2023:** 149  
**Dispositions Trending:** ▼

**Circuit/Court ID:** 25 225530  
**Type of Case:** Dispositions  
**2024 Average Month:** 41  
**Jan-Mar 2024 :** 122  
**Overall AVG. Month:** 48

Monthly Dispositions Summary



Jan --- Mar Dispositions



Dispositions by Division

Divisions		Jan	Feb	Mar	Apr	May	Jun	Jul	Aug	Sep	Oct	Nov	Dec	Thru Mar	% Change	Total
<b>Total</b>	2024	45	38	39	-	-	-	-	-	-	-	-	-	122	-18%	122
	2023	39	67	43	69	22	61	67	59	19	36	50	62	149	▼	594
<b>Civil</b>	2024	4	2	2	-	-	-	-	-	-	-	-	-	8	167%	8
	2023	1	-	2	9	1	11	3	6	4	3	4	6	3	▲	50
<b>Criminal</b>	2024	22	29	29	-	-	-	-	-	-	-	-	-	80	-20%	80
	2023	26	44	30	45	21	42	54	39	10	19	33	44	100	▼	407
<b>Concealed Handgun Permits</b>	2024	16	4	7	-	-	-	-	-	-	-	-	-	27	-25%	27
	2023	9	21	6	7	-	6	6	11	1	11	9	10	36	▼	97
<b>Miscellaneous/ Other</b>	2024	1	3	1	-	-	-	-	-	-	-	-	-	5	-50%	5
	2023	3	2	5	7	-	2	4	3	4	3	4	2	10	▼	39
<b>Others</b>	2024	2	-	-	-	-	-	-	-	-	-	-	-	2	2	2
	2023	-	-	-	1	-	-	-	-	-	-	-	-	0	↔	1

Dispositions by Case Category

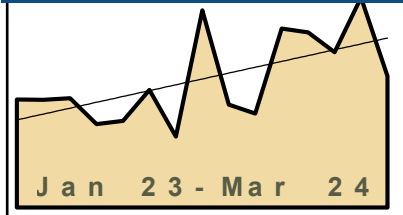
Case Categories		Jan	Feb	Mar	Apr	May	Jun	Jul	Aug	Sep	Oct	Nov	Dec	Thru Mar	% Change	Total
<b>Contested Divorce</b>	2024	-	1	1	-	-	-	-	-	-	-	-	-	2	100%	2
	2023	-	-	1	1	-	-	-	-	1	-	1	5	1	▲	9
<b>Domestic and Family - Level 1</b>	2024	1	-	-	-	-	-	-	-	-	-	-	-	1	1	1
	2023	-	-	-	1	-	6	-	2	2	1	-	-	0	↔	12
<b>Domestic and Family - Level 2</b>	2024	1	-	-	-	-	-	-	-	-	-	-	-	1	1	1
	2023	-	-	-	2	-	2	-	-	-	1	-	-	0	↔	5
<b>Felonies and Related Matters</b>	2024	11	19	20	-	-	-	-	-	-	-	-	-	50	-24%	50
	2023	18	23	25	34	18	25	50	26	5	13	24	28	66	▼	289
<b>General Civil - Level 1</b>	2024	-	-	-	-	-	-	-	-	-	-	-	-	0	0	0
	2023	-	-	-	1	-	-	-	-	-	-	-	-	0	↔	1
<b>General Civil - Level 2</b>	2024	1	-	-	-	-	-	-	-	-	-	-	-	1	0%	1
	2023	-	-	1	2	-	-	-	-	-	1	1	-	1	↔	5
<b>General Civil - Level 3</b>	2024	-	-	-	-	-	-	-	-	-	-	-	-	0	-100%	0
	2023	-	-	1	-	-	1	-	1	-	-	-	-	1	▼	3
<b>Miscellaneous Civil</b>	2024	16	7	8	-	-	-	-	-	-	-	-	-	31	-30%	31
	2023	12	23	9	13	-	8	10	14	5	13	12	12	44	▼	131
<b>Misdemeanor</b>	2024	10	7	8	-	-	-	-	-	-	-	-	-	25	-4%	25
	2023	5	17	4	11	2	13	4	12	5	6	7	14	26	▼	100
<b>Other</b>	2024	2	-	-	-	-	-	-	-	-	-	-	-	2	2	2
	2023	-	-	-	1	-	-	-	-	-	-	-	-	0	↔	1
<b>Other Criminally Related Matters</b>	2024	1	3	1	-	-	-	-	-	-	-	-	-	5	-38%	5
	2023	3	4	1	-	1	4	-	1	-	-	2	2	8	▼	18
<b>Probates/Wills &amp; Trusts - Level 2</b>	2024	1	1	-	-	-	-	-	-	-	-	-	-	2	2	2
	2023	-	-	-	1	-	-	1	1	-	-	-	-	0	↔	3
<b>Protective Orders</b>	2024	-	-	-	-	-	-	-	-	-	-	-	-	0	0	0
	2023	-	-	-	-	-	1	-	-	-	-	-	-	0	↔	1
<b>Uncontested Divorce</b>	2024	1	-	1	-	-	-	-	-	-	-	-	-	2	0%	2
	2023	1	-	1	2	1	1	2	2	1	1	3	1	2	↔	16

Dashboard

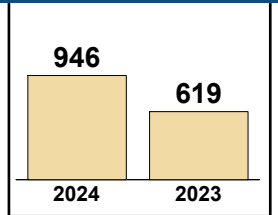
**Court:** Staunton Circuit  
**Start/End Date:** Jan-23 / Mar-24  
**2023 Average Month:** 227  
**Jan-Mar 2023:** 619  
**Dispositions Trending:** ▲

**Circuit/Court ID:** 25 225790  
**Type of Case:** Dispositions  
**2024 Average Month:** 315  
**Jan-Mar 2024 :** 946  
**Overall AVG. Month:** 245

Monthly Dispositions Summary



Jan --- Mar Dispositions



Dispositions by Division

Divisions		Jan	Feb	Mar	Apr	May	Jun	Jul	Aug	Sep	Oct	Nov	Dec	Thru Mar	% Change	Total
<b>Total</b>	2024	296	400	250	-	-	-	-	-	-	-	-	-	946	53%	946
	2023	206	205	208	159	165	224	135	376	196	179	341	334	619	▲	2,728
<b>Civil</b>	2024	18	108	24	-	-	-	-	-	-	-	-	-	150	369%	150
	2023	12	11	9	19	18	6	7	41	39	15	143	56	32	▲	376
<b>Criminal</b>	2024	210	228	134	-	-	-	-	-	-	-	-	-	572	51%	572
	2023	114	146	119	68	93	157	77	251	108	113	134	205	379	▲	1,585
<b>Concealed Handgun Permits</b>	2024	25	35	33	-	-	-	-	-	-	-	-	-	93	-11%	93
	2023	43	31	30	27	26	25	13	44	22	27	21	21	104	▼	330
<b>Miscellaneous/ Other</b>	2024	43	29	57	-	-	-	-	-	-	-	-	-	129	24%	129
	2023	37	17	50	45	28	36	38	40	27	24	43	52	104	▲	437
<b>Others</b>	2024	-	-	2	-	-	-	-	-	-	-	-	-	2	2	2
	2023	-	-	-	-	-	-	-	-	-	-	-	-	0	↔	0

Dispositions by Case Category

Case Categories		Jan	Feb	Mar	Apr	May	Jun	Jul	Aug	Sep	Oct	Nov	Dec	Thru Mar	% Change	Total
<b>Capital Murder</b>	2024	-	1	-	-	-	-	-	-	-	-	-	-	1	1	1
	2023	-	-	-	-	-	-	-	-	-	-	-	-	0	↔	0
<b>Contested Divorce</b>	2024	3	3	-	-	-	-	-	-	-	-	-	-	6	50%	6
	2023	2	1	1	2	2	-	1	2	3	1	4	6	4	▲	25
<b>Domestic and Family - Level 1</b>	2024	4	2	2	-	-	-	-	-	-	-	-	-	8	60%	8
	2023	3	-	2	5	7	4	-	17	27	3	12	21	5	▲	101
<b>Domestic and Family - Level 2</b>	2024	3	93	13	-	-	-	-	-	-	-	-	-	109	1,717%	109
	2023	1	5	-	-	2	1	2	8	6	3	114	6	6	▲	148
<b>Felonies and Related Matters</b>	2024	159	184	99	-	-	-	-	-	-	-	-	-	442	52%	442
	2023	81	115	94	36	61	123	39	167	85	76	98	164	290	▲	1,139
<b>General Civil - Level 1</b>	2024	-	-	-	-	-	-	-	-	-	-	-	-	0	0	0
	2023	-	-	-	1	-	-	-	-	-	-	-	-	1	↔	2
<b>General Civil - Level 2</b>	2024	2	-	6	-	-	-	-	-	-	-	-	-	8	-27%	8
	2023	4	3	4	2	2	3	2	3	2	1	2	10	11	▼	38
<b>General Civil - Level 3</b>	2024	1	1	2	-	-	-	-	-	-	-	-	-	4	-33%	4
	2023	3	1	2	3	3	1	-	5	1	1	8	13	6	▼	41
<b>Miscellaneous Civil</b>	2024	34	47	54	-	-	-	-	-	-	-	-	-	135	-2%	135
	2023	52	38	48	44	40	36	25	60	32	38	34	37	138	▼	484
<b>Misdemeanor</b>	2024	36	32	29	-	-	-	-	-	-	-	-	-	97	59%	97
	2023	22	19	20	31	26	31	19	46	17	23	34	29	61	▲	317
<b>Other</b>	2024	32	16	34	-	-	-	-	-	-	-	-	-	82	41%	82
	2023	23	8	27	23	9	21	24	20	14	12	22	18	58	▲	221
<b>Other Criminally Related Matters</b>	2024	15	11	6	-	-	-	-	-	-	-	-	-	32	10%	32
	2023	11	12	6	7	6	3	19	38	6	15	2	12	29	▲	137
<b>Probates/Wills &amp; Trusts - Level 1</b>	2024	-	-	1	-	-	-	-	-	-	-	-	-	1	1	1
	2023	-	-	-	-	-	-	-	-	-	-	-	-	0	↔	0
<b>Probates/Wills &amp; Trusts - Level 2</b>	2024	1	3	1	-	-	-	-	-	-	-	-	-	5	150%	5
	2023	1	-	1	1	-	1	1	1	-	1	1	6	2	▲	14
<b>Protective Orders</b>	2024	1	-	-	-	-	-	-	-	-	-	-	-	1	1	1
	2023	-	-	-	-	-	-	-	-	-	1	-	-	0	↔	1
<b>Uncontested Divorce</b>	2024	5	7	3	-	-	-	-	-	-	-	-	-	15	67%	15
	2023	3	3	3	4	7	-	3	9	3	4	10	11	9	▲	60

# CPSS-CCMS-10.11 CASELOAD STATISTICS OF THE CIRCUIT COURTS

Waynesboro

January 2023 -- March 2024 Dispositions

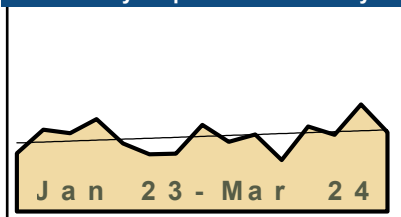
Alexandria and Fairfax Circuit are not Included in State Totals

## Dashboard

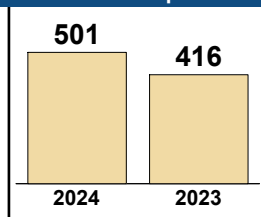
**Court:** Waynesboro Circuit  
**Start/End Date:** Jan-23 / Mar-24  
**2023 Average Month:** 137  
**Jan-Mar 2023:** 416  
**Dispositions Trending:** ▲

**Circuit/Court ID:** 25 225820  
**Type of Case:** Dispositions  
**2024 Average Month:** 167  
**Jan-Mar 2024 :** 501  
**Overall AVG. Month:** 143

## Monthly Dispositions Summary



## Jan --- Mar Dispositions



## Dispositions by Division

Divisions		Jan	Feb	Mar	Apr	May	Jun	Jul	Aug	Sep	Oct	Nov	Dec	Thru Mar	% Change	Total
<b>Total</b>	2024	146	204	151	-	-	-	-	-	-	-	-	-	501	20%	501
	2023	111	156	149	176	130	109	110	165	133	147	98	162	416	▲	1,646
<b>Civil</b>	2024	19	13	10	-	-	-	-	-	-	-	-	-	42	-11%	42
	2023	12	16	19	19	10	9	26	12	10	21	14	8	47	▼	176
<b>Criminal</b>	2024	88	118	55	-	-	-	-	-	-	-	-	-	261	73%	261
	2023	37	57	57	100	74	69	34	103	66	72	36	100	151	▲	805
<b>Concealed Handgun Permits</b>	2024	11	44	49	-	-	-	-	-	-	-	-	-	104	18%	104
	2023	24	34	30	33	30	19	24	16	25	27	25	22	88	▲	309
<b>Miscellaneous/ Other</b>	2024	28	28	36	-	-	-	-	-	-	-	-	-	92	-29%	92
	2023	38	48	43	23	16	12	26	34	32	27	23	31	129	▼	353
<b>Others</b>	2024	-	1	1	-	-	-	-	-	-	-	-	-	2	100%	2
	2023	-	1	-	1	-	-	-	-	-	-	-	-	1	▲	3

## Dispositions by Case Category

Case Categories		Jan	Feb	Mar	Apr	May	Jun	Jul	Aug	Sep	Oct	Nov	Dec	Thru Mar	% Change	Total
<b>Administrative Law</b>	2024	-	-	-	-	-	-	-	-	-	-	-	-	0	-100%	0
	2023	-	-	1	-	-	-	-	-	-	-	-	-	-	1	▼
<b>Capital Murder</b>	2024	-	-	-	-	-	-	-	-	-	-	-	-	0	0	0
	2023	-	-	-	-	-	-	1	-	-	-	-	-	0	↔	1
<b>Contested Divorce</b>	2024	2	-	1	-	-	-	-	-	-	-	-	-	3	-73%	3
	2023	4	3	4	2	2	-	5	1	1	3	2	1	11	▼	28
<b>Domestic and Family - Level 1</b>	2024	10	2	3	-	-	-	-	-	-	-	-	-	15	67%	15
	2023	4	-	5	6	-	-	5	4	2	2	1	1	9	▲	30
<b>Domestic and Family - Level 2</b>	2024	-	2	1	-	-	-	-	-	-	-	-	-	3	0%	3
	2023	1	-	2	-	-	2	3	1	-	1	-	-	3	↔	10
<b>Felonies and Related Matters</b>	2024	55	82	42	-	-	-	-	-	-	-	-	-	179	67%	179
	2023	24	44	39	83	55	54	24	82	48	48	26	72	107	▲	599
<b>General Civil - Level 1</b>	2024	-	-	-	-	-	-	-	-	-	-	-	-	0	0	0
	2023	-	-	-	-	-	-	1	-	-	-	-	-	0	↔	1
<b>General Civil - Level 2</b>	2024	2	3	3	-	-	-	-	-	-	-	-	-	8	-20%	8
	2023	1	6	3	5	-	2	3	-	1	-	1	-	10	▼	22
<b>General Civil - Level 3</b>	2024	4	1	1	-	-	-	-	-	-	-	-	-	6	50%	6
	2023	2	1	1	4	2	5	5	6	3	11	7	3	4	▲	50
<b>Miscellaneous Civil</b>	2024	15	51	63	-	-	-	-	-	-	-	-	-	129	16%	129
	2023	32	43	36	40	45	29	40	30	35	35	34	36	111	▲	435
<b>Misdemeanor</b>	2024	28	36	12	-	-	-	-	-	-	-	-	-	76	85%	76
	2023	12	12	17	16	19	11	9	21	18	22	8	24	41	▲	189
<b>Other</b>	2024	24	22	22	-	-	-	-	-	-	-	-	-	68	-36%	68
	2023	30	41	36	17	1	1	10	19	20	19	14	18	107	▼	226
<b>Other Criminally Related Matters</b>	2024	5	-	1	-	-	-	-	-	-	-	-	-	6	100%	6
	2023	1	1	1	1	-	4	-	-	-	2	2	4	3	▲	16
<b>Probates/Wills &amp; Trusts - Level 2</b>	2024	-	-	-	-	-	-	-	-	-	-	-	-	0	0	0
	2023	-	-	-	-	3	1	1	-	-	-	-	-	0	↔	5
<b>Uncontested Divorce</b>	2024	1	5	2	-	-	-	-	-	-	-	-	-	8	-11%	8
	2023	-	5	4	2	3	-	3	1	5	4	3	3	9	▼	33

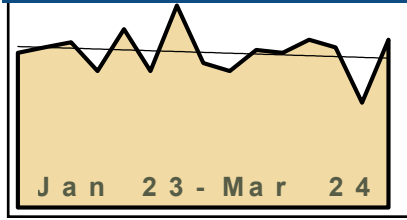
This report reflects data in the case management system. Numbers will update accordingly as reports are refreshed and posted.

Dashboard

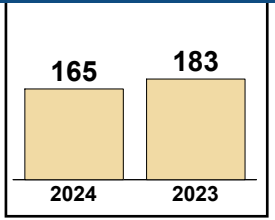
**Court:** Clarke Circuit  
**Start/End Date:** Jan-23 / Mar-24  
**2023 Average Month:** 60  
**Jan-Mar 2023:** 183  
**Dispositions Trending:** ▼

**Circuit/Court ID:** 26 226043  
**Type of Case:** Dispositions  
**2024 Average Month:** 55  
**Jan-Mar 2024 :** 165  
**Overall AVG. Month:** 59

Monthly Dispositions Summary



Jan --- Mar Dispositions



Dispositions by Division

Divisions		Jan	Feb	Mar	Apr	May	Jun	Jul	Aug	Sep	Oct	Nov	Dec	Thru Mar	% Change	Total
<b>Total</b>	2024	61	40	64	-	-	-	-	-	-	-	-	-	165	-10%	165
	2023	59	61	63	52	68	52	77	55	52	60	59	64	183	▼	722
<b>Civil</b>	2024	8	7	9	-	-	-	-	-	-	-	-	-	24	-29%	24
	2023	9	18	7	6	12	2	9	9	5	6	7	6	34	▼	96
<b>Criminal</b>	2024	12	1	15	-	-	-	-	-	-	-	-	-	28	33%	28
	2023	4	8	9	4	16	21	22	9	8	23	21	22	21	▲	167
<b>Concealed Handgun Permits</b>	2024	32	23	34	-	-	-	-	-	-	-	-	-	89	-17%	89
	2023	37	30	40	27	35	25	36	31	30	21	26	31	107	▼	369
<b>Miscellaneous/ Other</b>	2024	9	9	6	-	-	-	-	-	-	-	-	-	24	14%	24
	2023	9	5	7	15	5	4	10	6	9	10	5	5	21	▲	90

Dispositions by Case Category

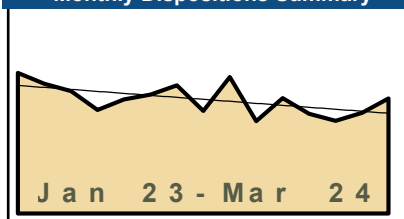
Case Categories		Jan	Feb	Mar	Apr	May	Jun	Jul	Aug	Sep	Oct	Nov	Dec	Thru Mar	% Change	Total
<b>Administrative Law</b>	2024	-	-	-	-	-	-	-	-	-	-	-	-	0	-100%	0
	2023	1	-	-	-	-	-	-	-	-	-	-	-	1	▼	1
<b>Contested Divorce</b>	2024	2	1	-	-	-	-	-	-	-	-	-	-	3	50%	3
	2023	1	-	1	-	2	-	1	1	-	-	1	2	2	▲	9
<b>Domestic and Family - Level 1</b>	2024	-	1	5	-	-	-	-	-	-	-	-	-	6	100%	6
	2023	-	-	3	-	-	-	-	-	1	3	1	-	3	▲	8
<b>Domestic and Family - Level 2</b>	2024	-	1	-	-	-	-	-	-	-	-	-	-	1	0%	1
	2023	1	-	-	-	-	-	-	1	-	-	2	-	1	↔	4
<b>Felonies and Related Matters</b>	2024	11	1	11	-	-	-	-	-	-	-	-	-	23	53%	23
	2023	1	5	9	4	13	13	16	8	5	22	10	17	15	▲	123
<b>General Civil - Level 1</b>	2024	-	-	-	-	-	-	-	-	-	-	-	-	0	0	0
	2023	-	-	-	-	-	-	-	1	-	-	-	-	0	↔	1
<b>General Civil - Level 2</b>	2024	1	3	1	-	-	-	-	-	-	-	-	-	5	-29%	5
	2023	3	2	2	5	-	-	2	3	-	2	1	-	7	▼	20
<b>General Civil - Level 3</b>	2024	2	-	1	-	-	-	-	-	-	-	-	-	3	-81%	3
	2023	-	14	2	3	4	-	4	-	2	1	-	1	16	▼	31
<b>Miscellaneous Civil</b>	2024	40	28	38	-	-	-	-	-	-	-	-	-	106	-10%	106
	2023	43	31	44	35	39	29	43	35	38	29	31	36	118	▼	433
<b>Misdemeanor</b>	2024	-	-	4	-	-	-	-	-	-	-	-	-	4	-20%	4
	2023	2	3	-	-	2	5	6	-	2	1	3	4	5	▼	28
<b>Other</b>	2024	-	1	-	-	-	-	-	-	-	-	-	-	1	-67%	1
	2023	1	2	-	1	-	-	-	-	1	-	-	-	3	▼	5
<b>Other Criminally Related Matters</b>	2024	1	-	-	-	-	-	-	-	-	-	-	-	1	-50%	1
	2023	1	1	-	-	1	3	1	1	1	1	9	1	2	▼	20
<b>Probates/Wills &amp; Trusts - Level 1</b>	2024	-	-	1	-	-	-	-	-	-	-	-	-	1	1	1
	2023	-	-	-	-	-	-	-	-	-	-	-	-	0	↔	0
<b>Probates/Wills &amp; Trusts - Level 2</b>	2024	1	-	1	-	-	-	-	-	-	-	-	-	2	-50%	2
	2023	1	1	2	1	1	-	-	-	-	-	-	-	4	▼	6
<b>Protective Orders</b>	2024	-	-	-	-	-	-	-	-	-	-	-	-	0	0	0
	2023	-	-	-	-	-	-	-	-	-	-	-	1	0	↔	1
<b>Uncontested Divorce</b>	2024	3	4	2	-	-	-	-	-	-	-	-	-	9	50%	9
	2023	4	2	-	3	6	2	4	5	2	1	1	2	6	▲	32

Dashboard

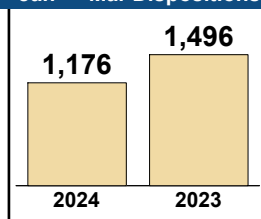
**Court:** Frederick Circuit  
**Start/End Date:** Jan-23 / Mar-24  
**2023 Average Month:** 446  
**Jan-Mar 2023:** 1,496  
**Dispositions Trending:** ▼

**Circuit/Court ID:** 26 226069  
**Type of Case:** Dispositions  
**2024 Average Month:** 392  
**Jan-Mar 2024 :** 1,176  
**Overall AVG. Month:** 435

Monthly Dispositions Summary



Jan --- Mar Dispositions



Dispositions by Division

Divisions		Jan	Feb	Mar	Apr	May	Jun	Jul	Aug	Sep	Oct	Nov	Dec	Thru Mar	% Change	Total
<b>Total</b>	2024	353	384	439	-	-	-	-	-	-	-	-	-	1,176	-21%	1,176
	2023	536	494	466	395	435	453	489	391	520	352	440	380	1,496	▼	5,351
<b>Civil</b>	2024	39	25	37	-	-	-	-	-	-	-	-	-	101	-27%	101
	2023	38	47	54	49	40	54	118	55	38	22	69	50	139	▼	634
<b>Criminal</b>	2024	141	167	165	-	-	-	-	-	-	-	-	-	473	-10%	473
	2023	223	175	126	148	182	196	162	144	248	147	157	138	524	▼	2,046
<b>Concealed Handgun Permits</b>	2024	140	157	201	-	-	-	-	-	-	-	-	-	498	-24%	498
	2023	227	214	217	140	156	149	136	114	187	150	171	157	658	▼	2,018
<b>Miscellaneous/ Other</b>	2024	33	35	35	-	-	-	-	-	-	-	-	-	103	-40%	103
	2023	45	58	69	58	55	53	72	77	47	33	42	35	172	▼	644
<b>Others</b>	2024	-	-	1	-	-	-	-	-	-	-	-	-	1	-67%	1
	2023	3	-	-	-	2	1	1	1	-	-	-	1	3	▼	9

Dispositions by Case Category

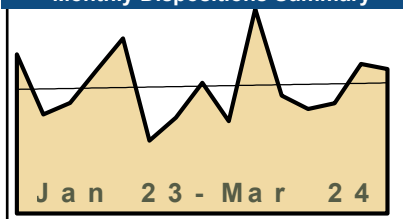
Case Categories		Jan	Feb	Mar	Apr	May	Jun	Jul	Aug	Sep	Oct	Nov	Dec	Thru Mar	% Change	Total
<b>Administrative Law</b>	2024	-	-	-	-	-	-	-	-	-	-	-	-	0	-100%	0
	2023	-	1	-	-	-	-	-	-	-	-	-	-	1	▼	1
<b>Contested Divorce</b>	2024	3	1	10	-	-	-	-	-	-	-	-	-	14	-44%	14
	2023	9	7	9	5	8	9	12	7	7	-	8	7	25	▼	88
<b>Domestic and Family - Level 1</b>	2024	3	4	3	-	-	-	-	-	-	-	-	-	10	-41%	10
	2023	5	4	8	6	1	7	4	5	2	2	21	2	17	▼	67
<b>Domestic and Family - Level 2</b>	2024	1	2	2	-	-	-	-	-	-	-	-	-	5	-29%	5
	2023	4	2	1	4	2	3	2	10	2	1	9	5	7	▼	45
<b>Felonies and Related Matters</b>	2024	95	115	103	-	-	-	-	-	-	-	-	-	313	-17%	313
	2023	151	137	90	114	129	135	121	107	178	114	134	97	378	▼	1,507
<b>General Civil - Level 1</b>	2024	-	-	-	-	-	-	-	-	-	-	-	-	0	0	0
	2023	-	-	-	-	-	1	2	-	-	-	-	-	0	↔	3
<b>General Civil - Level 2</b>	2024	8	5	6	-	-	-	-	-	-	-	-	-	19	-32%	19
	2023	7	14	7	10	6	15	32	7	6	3	8	6	28	▼	121
<b>General Civil - Level 3</b>	2024	5	1	2	-	-	-	-	-	-	-	-	-	8	-11%	8
	2023	3	3	3	1	5	7	8	9	3	3	2	3	9	▼	50
<b>Miscellaneous Civil</b>	2024	156	181	230	-	-	-	-	-	-	-	-	-	567	-24%	567
	2023	256	239	252	167	190	181	184	147	220	172	196	180	747	▼	2,384
<b>Misdemeanor</b>	2024	31	42	52	-	-	-	-	-	-	-	-	-	125	-3%	125
	2023	64	35	30	24	47	57	41	30	66	30	19	41	129	▼	484
<b>Other</b>	2024	12	11	6	-	-	-	-	-	-	-	-	-	29	-60%	29
	2023	18	27	27	27	21	15	23	38	9	9	13	12	72	▼	239
<b>Other Criminally Related Matters</b>	2024	16	10	11	-	-	-	-	-	-	-	-	-	37	106%	37
	2023	8	4	6	10	6	5	3	7	7	3	7	-	18	▲	66
<b>Probates/Wills &amp; Trusts - Level 1</b>	2024	-	-	-	-	-	-	-	-	-	-	-	-	0	0	0
	2023	-	-	-	-	1	-	2	-	1	-	-	1	0	↔	5
<b>Probates/Wills &amp; Trusts - Level 2</b>	2024	4	3	2	-	-	-	-	-	-	-	-	-	9	-10%	9
	2023	1	6	3	8	4	4	7	5	2	1	1	3	10	▼	45
<b>Protective Orders</b>	2024	1	1	-	-	-	-	-	-	-	-	-	-	2	2	2
	2023	-	-	-	-	-	-	1	1	2	-	1	1	0	↔	6
<b>Uncontested Divorce</b>	2024	18	8	12	-	-	-	-	-	-	-	-	-	38	-31%	38
	2023	10	15	30	19	15	14	47	18	15	14	21	22	55	▼	240

Dashboard

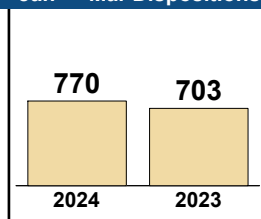
**Court:** Page Circuit  
**Start/End Date:** Jan-23 / Mar-24  
**2023 Average Month:** 239  
**Jan-Mar 2023:** 703  
**Dispositions Trending:** ▲

**Circuit/Court ID:** 26 226139  
**Type of Case:** Dispositions  
**2024 Average Month:** 257  
**Jan-Mar 2024 :** 770  
**Overall AVG. Month:** 243

Monthly Dispositions Summary



Jan --- Mar Dispositions



Dispositions by Division

Divisions		Jan	Feb	Mar	Apr	May	Jun	Jul	Aug	Sep	Oct	Nov	Dec	Thru Mar	% Change	Total
<b>Total</b>	2024	210	285	275	-	-	-	-	-	-	-	-	-	770	10%	770
	2023	303	189	211	273	334	139	183	249	176	390	225	199	703	▲	2,871
<b>Civil</b>	2024	22	17	19	-	-	-	-	-	-	-	-	-	58	35%	58
	2023	16	16	11	5	21	7	16	14	28	17	22	24	43	▲	197
<b>Criminal</b>	2024	135	215	181	-	-	-	-	-	-	-	-	-	531	28%	531
	2023	199	89	128	200	267	89	119	173	109	317	157	148	416	▲	1,995
<b>Concealed Handgun Permits</b>	2024	43	42	61	-	-	-	-	-	-	-	-	-	146	-31%	146
	2023	72	77	62	57	33	40	35	45	31	43	38	21	211	▼	554
<b>Miscellaneous/ Other</b>	2024	10	10	14	-	-	-	-	-	-	-	-	-	34	3%	34
	2023	16	7	10	11	13	3	13	17	8	13	8	6	33	▲	125
<b>Others</b>	2024	-	1	-	-	-	-	-	-	-	-	-	-	1	1	1
	2023	-	-	-	-	-	-	-	-	-	-	-	-	0	↔	0

Dispositions by Case Category

Case Categories		Jan	Feb	Mar	Apr	May	Jun	Jul	Aug	Sep	Oct	Nov	Dec	Thru Mar	% Change	Total
<b>Contested Divorce</b>	2024	3	1	4	-	-	-	-	-	-	-	-	-	8	100%	8
	2023	2	1	1	-	1	1	2	2	4	2	3	3	4	▲	22
<b>Domestic and Family - Level 1</b>	2024	2	1	-	-	-	-	-	-	-	-	-	-	3	0%	3
	2023	-	3	-	2	-	-	2	-	3	1	-	4	3	↔	15
<b>Domestic and Family - Level 2</b>	2024	7	2	3	-	-	-	-	-	-	-	-	-	12	100%	12
	2023	5	-	1	-	-	1	-	-	8	-	6	7	6	▲	28
<b>Felonies and Related Matters</b>	2024	81	169	115	-	-	-	-	-	-	-	-	-	365	34%	365
	2023	143	57	72	112	210	70	81	88	59	268	118	102	272	▲	1,380
<b>General Civil - Level 2</b>	2024	3	4	5	-	-	-	-	-	-	-	-	-	12	33%	12
	2023	3	3	3	2	5	1	1	5	2	3	1	-	9	▲	29
<b>General Civil - Level 3</b>	2024	8	6	4	-	-	-	-	-	-	-	-	-	18	350%	18
	2023	2	1	1	1	10	1	-	4	7	3	6	4	4	▲	40
<b>Miscellaneous Civil</b>	2024	51	48	73	-	-	-	-	-	-	-	-	-	172	-29%	172
	2023	87	84	71	65	45	43	47	59	39	55	46	26	242	▼	667
<b>Misdemeanor</b>	2024	54	47	66	-	-	-	-	-	-	-	-	-	167	33%	167
	2023	56	31	39	66	54	16	33	73	35	45	28	47	126	▲	523
<b>Other</b>	2024	-	2	-	-	-	-	-	-	-	-	-	-	2	2	2
	2023	-	-	-	-	-	-	-	-	-	-	-	1	0	↔	1
<b>Other Criminally Related Matters</b>	2024	-	-	-	-	-	-	-	-	-	-	-	-	0	-100%	0
	2023	-	2	17	22	3	3	5	12	15	4	11	1	19	▼	95
<b>Probates/Wills &amp; Trusts - Level 2</b>	2024	-	2	-	-	-	-	-	-	-	-	-	-	2	0%	2
	2023	-	2	-	-	-	1	1	1	1	-	-	1	2	↔	7
<b>Uncontested Divorce</b>	2024	1	3	5	-	-	-	-	-	-	-	-	-	9	-44%	9
	2023	5	5	6	3	6	2	11	5	3	9	6	3	16	▼	64

# CPSS-CCMS-10.11 CASELOAD STATISTICS OF THE CIRCUIT COURTS

Rockingham

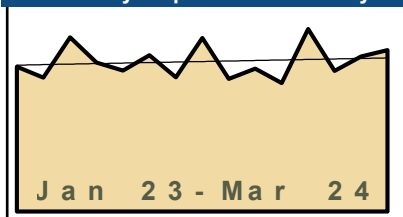
January 2023 -- March 2024 Dispositions

Alexandria and Fairfax Circuit are not Included in State Totals

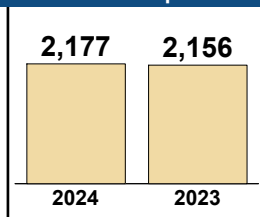
## Dashboard

**Court:** Rockingham Circuit  
**Circuit/Court ID:** 26 226165  
**Start/End Date:** Jan-23 / Mar-24  
**Type of Case:** Dispositions  
**2023 Average Month:** 712  
**2024 Average Month:** 726  
**Jan-Mar 2023:** 2,156  
**Jan-Mar 2024 :** 2,177  
**Dispositions Trending:** ↔  
**Overall AVG. Month:** 715

## Monthly Dispositions Summary



## Jan --- Mar Dispositions



## Dispositions by Division

Divisions		Jan	Feb	Mar	Apr	May	Jun	Jul	Aug	Sep	Oct	Nov	Dec	Thru Mar	% Change	Total
<b>Total</b>	2024	670	738	769	-	-	-	-	-	-	-	-	-	2,177	1%	2,177
	2023	689	638	829	710	672	744	639	826	632	681	612	869	2,156	▲	8,541
<b>Civil</b>	2024	54	48	60	-	-	-	-	-	-	-	-	-	162	-21%	162
	2023	58	61	85	66	58	77	86	62	74	63	63	70	204	▼	823
<b>Criminal</b>	2024	261	281	367	-	-	-	-	-	-	-	-	-	909	12%	909
	2023	278	203	332	262	232	382	268	374	234	307	257	292	813	▲	3,421
<b>Concealed Handgun Permits</b>	2024	186	188	189	-	-	-	-	-	-	-	-	-	563	-9%	563
	2023	170	215	232	213	236	156	147	172	173	170	173	153	617	▼	2,210
<b>Miscellaneous/ Other</b>	2024	169	221	153	-	-	-	-	-	-	-	-	-	543	4%	543
	2023	183	159	180	168	146	129	138	218	151	140	119	354	522	▲	2,085
<b>Others</b>	2024	-	-	-	-	-	-	-	-	-	-	-	-	0	0	0
	2023	-	-	-	1	-	-	-	-	-	1	-	-	0	↔	2

## Dispositions by Case Category

Case Categories		Jan	Feb	Mar	Apr	May	Jun	Jul	Aug	Sep	Oct	Nov	Dec	Thru Mar	% Change	Total
<b>Administrative Law</b>	2024	-	1	1	-	-	-	-	-	-	-	-	-	2	2	2
	2023	-	-	-	2	1	-	2	-	-	-	-	1	0	↔	6
<b>Capital Murder</b>	2024	-	4	-	-	-	-	-	-	-	-	-	-	4	300%	4
	2023	-	1	-	-	-	-	-	-	-	-	-	-	1	▲	1
<b>Contested Divorce</b>	2024	5	10	5	-	-	-	-	-	-	-	-	-	20	-43%	20
	2023	9	10	16	9	10	11	9	9	6	8	10	15	35	▼	122
<b>Domestic and Family - Level 1</b>	2024	2	2	4	-	-	-	-	-	-	-	-	-	8	-79%	8
	2023	5	22	12	11	8	5	29	4	10	15	2	9	39	▼	132
<b>Domestic and Family - Level 2</b>	2024	12	-	4	-	-	-	-	-	-	-	-	-	16	33%	16
	2023	3	3	6	1	4	14	5	2	5	2	1	4	12	▲	50
<b>Felonies and Related Matters</b>	2024	201	228	302	-	-	-	-	-	-	-	-	-	731	18%	731
	2023	221	144	255	185	177	308	218	302	176	236	183	217	620	▲	2,622
<b>General Civil - Level 1</b>	2024	-	1	1	-	-	-	-	-	-	-	-	-	2	-33%	2
	2023	3	-	-	-	-	-	-	3	3	1	-	-	3	▼	10
<b>General Civil - Level 2</b>	2024	12	12	14	-	-	-	-	-	-	-	-	-	38	36%	38
	2023	9	8	11	13	15	12	10	12	14	7	14	14	28	▲	139
<b>General Civil - Level 3</b>	2024	9	7	6	-	-	-	-	-	-	-	-	-	22	10%	22
	2023	5	8	7	8	9	4	5	7	8	9	5	8	20	▲	83
<b>Miscellaneous Civil</b>	2024	227	243	231	-	-	-	-	-	-	-	-	-	701	-7%	701
	2023	217	252	281	271	275	191	189	241	229	210	202	189	750	▼	2,747
<b>Misdemeanor</b>	2024	49	45	60	-	-	-	-	-	-	-	-	-	154	-9%	154
	2023	47	52	70	72	44	66	44	65	44	64	59	62	169	▼	689
<b>Other</b>	2024	122	159	106	-	-	-	-	-	-	-	-	-	387	5%	387
	2023	131	113	126	106	99	89	93	142	90	94	86	312	370	▲	1,481
<b>Other Criminally Related Matters</b>	2024	11	4	5	-	-	-	-	-	-	-	-	-	20	-20%	20
	2023	11	6	8	5	11	8	6	7	14	7	15	13	25	▼	111
<b>Probates/Wills &amp; Trusts - Level 1</b>	2024	-	1	-	-	-	-	-	-	-	-	-	-	1	1	1
	2023	-	-	-	-	-	1	-	-	-	-	-	-	0	↔	1
<b>Probates/Wills &amp; Trusts - Level 2</b>	2024	1	3	3	-	-	-	-	-	-	-	-	-	7	-13%	7
	2023	2	-	6	3	2	2	2	3	3	3	4	1	8	▼	31
<b>Protective Orders</b>	2024	1	-	1	-	-	-	-	-	-	-	-	-	2	-50%	2
	2023	-	2	2	-	1	3	7	3	-	3	1	1	4	▼	23
<b>Uncontested Divorce</b>	2024	18	18	26	-	-	-	-	-	-	-	-	-	62	-14%	62
	2023	26	17	29	24	15	31	20	26	30	22	29	24	72	▼	293

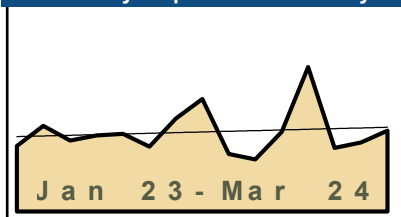
This report reflects data in the case management system. Numbers will update accordingly as reports are refreshed and posted.



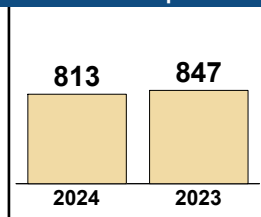
Dashboard

**Court:** Shenandoah Circuit **Circuit/Court ID:** 26 226171  
**Start/End Date:** Jan-23 / Mar-24 **Type of Case:** Dispositions  
**2023 Average Month:** 311 **2024 Average Month:** 271  
**Jan-Mar 2023:** 847 **Jan-Mar 2024 :** 813  
**Dispositions Trending:** ▼ **Overall AVG. Month:** 303

Monthly Dispositions Summary



Jan --- Mar Dispositions



Dispositions by Division

Divisions		Jan	Feb	Mar	Apr	May	Jun	Jul	Aug	Sep	Oct	Nov	Dec	Thru Mar	% Change	Total
<b>Total</b>	2024	242	263	308	-	-	-	-	-	-	-	-	-	813	-4%	813
	2023	250	327	270	290	296	247	355	429	219	199	303	550	847	▼	3,735
<b>Civil</b>	2024	17	13	20	-	-	-	-	-	-	-	-	-	50	-34%	50
	2023	18	15	43	18	16	37	17	24	15	34	12	23	76	▼	272
<b>Criminal</b>	2024	76	78	122	-	-	-	-	-	-	-	-	-	276	-12%	276
	2023	130	85	99	100	74	77	138	157	87	74	140	273	314	▼	1,434
<b>Concealed Handgun Permits</b>	2024	64	112	84	-	-	-	-	-	-	-	-	-	260	-24%	260
	2023	56	196	90	105	171	77	132	76	68	58	121	90	342	▼	1,240
<b>Miscellaneous/ Other</b>	2024	81	53	80	-	-	-	-	-	-	-	-	-	214	86%	214
	2023	46	31	38	67	35	56	65	166	49	33	30	164	115	▲	780
<b>Others</b>	2024	4	7	2	-	-	-	-	-	-	-	-	-	13	13	13
	2023	-	-	-	-	-	-	3	6	-	-	-	-	0	↔	9

Dispositions by Case Category

Case Categories		Jan	Feb	Mar	Apr	May	Jun	Jul	Aug	Sep	Oct	Nov	Dec	Thru Mar	% Change	Total
<b>Administrative Law</b>	2024	-	1	1	-	-	-	-	-	-	-	-	-	2	2	2
	2023	-	-	-	-	-	1	-	-	-	-	-	-	0	↔	1
<b>Capital Murder</b>	2024	-	-	-	-	-	-	-	-	-	-	-	-	0	-100%	0
	2023	8	-	1	-	-	-	-	-	-	-	-	-	9	▼	9
<b>Contested Divorce</b>	2024	3	1	1	-	-	-	-	-	-	-	-	-	5	-58%	5
	2023	3	-	9	3	2	6	2	1	1	3	3	4	12	▼	37
<b>Domestic and Family - Level 1</b>	2024	-	1	3	-	-	-	-	-	-	-	-	-	4	-89%	4
	2023	11	11	13	-	4	3	3	12	-	10	2	6	35	▼	75
<b>Domestic and Family - Level 2</b>	2024	-	-	1	-	-	-	-	-	-	-	-	-	1	-50%	1
	2023	2	-	-	3	2	3	-	1	-	4	1	1	2	▼	17
<b>Felonies and Related Matters</b>	2024	49	56	77	-	-	-	-	-	-	-	-	-	182	-26%	182
	2023	113	59	74	54	61	46	66	121	73	60	112	151	246	▼	990
<b>General Civil - Level 1</b>	2024	-	-	1	-	-	-	-	-	-	-	-	-	1	1	1
	2023	-	-	-	-	-	1	-	-	-	-	-	-	0	↔	1
<b>General Civil - Level 2</b>	2024	5	5	2	-	-	-	-	-	-	-	-	-	12	100%	12
	2023	-	2	4	1	6	9	3	1	5	4	1	-	6	▲	36
<b>General Civil - Level 3</b>	2024	6	4	-	1	-	4	-	1	1	2	1	2	10	233%	10
	2023	2	-	1	1	-	-	4	-	1	-	-	-	3	▲	15
<b>Miscellaneous Civil</b>	2024	78	129	100	-	-	-	-	-	-	-	-	-	307	-20%	307
	2023	70	211	102	118	179	97	153	95	75	70	129	99	383	▼	1,398
<b>Misdemeanor</b>	2024	27	17	37	-	-	-	-	-	-	-	-	-	81	56%	81
	2023	8	20	24	34	13	23	69	35	16	11	27	118	52	▲	398
<b>Other</b>	2024	70	42	65	-	-	-	-	-	-	-	-	-	177	160%	177
	2023	28	14	26	55	24	31	48	153	39	22	22	155	68	▲	617
<b>Other Criminally Related Matters</b>	2024	-	5	8	-	-	-	-	-	-	-	-	-	13	86%	13
	2023	1	6	-	15	-	10	3	3	-	3	1	4	7	▲	46
<b>Probates/Wills &amp; Trusts - Level 1</b>	2024	-	-	-	-	-	-	-	-	-	-	-	-	0	0	0
	2023	-	-	-	-	-	-	1	-	2	-	-	-	0	↔	3
<b>Probates/Wills &amp; Trusts - Level 2</b>	2024	-	-	1	-	-	-	-	-	-	-	-	-	1	-50%	1
	2023	1	-	1	1	1	1	2	-	-	2	-	2	2	▼	11
<b>Protective Orders</b>	2024	-	-	-	-	-	-	-	-	-	-	-	-	0	0	0
	2023	-	-	-	-	-	-	-	-	-	-	-	1	0	↔	1
<b>Uncontested Divorce</b>	2024	4	2	11	-	-	-	-	-	-	-	-	-	17	-23%	17
	2023	3	4	15	5	4	12	5	6	7	8	4	7	22	▼	80

Dashboard		Monthly Dispositions Summary		Jan --- Mar Dispositions	
<p><b>Court:</b> Warren Circuit  <b>Start/End Date:</b> Jan-23 / Mar-24  <b>2023 Average Month:</b> 333  <b>Jan-Mar 2023:</b> 1,122  <b>Dispositions Trending:</b> ▼</p>	<p><b>Circuit/Court ID:</b> 26 226187  <b>Type of Case:</b> Dispositions  <b>2024 Average Month:</b> 329  <b>Jan-Mar 2024 :</b> 988  <b>Overall AVG. Month:</b> 332</p>	<p style="text-align: center; font-weight: bold;">Jan 23 - Mar 24</p>		<p style="text-align: center; font-weight: bold;">988      1,122</p> <p style="text-align: center;">2024      2023</p>	

Dispositions by Division																
Divisions		Jan	Feb	Mar	Apr	May	Jun	Jul	Aug	Sep	Oct	Nov	Dec	Thru Mar	% Change	Total
<b>Total</b>	2024	332	286	370	-	-	-	-	-	-	-	-	-	988	-12%	988
	2023	328	272	522	282	409	280	292	328	278	345	276	383	1,122	▼	3,995
<b>Civil</b>	2024	20	27	28	-	-	-	-	-	-	-	-	-	75	-36%	75
	2023	27	29	61	39	70	36	43	60	37	41	21	18	117	▼	482
<b>Criminal</b>	2024	149	103	190	-	-	-	-	-	-	-	-	-	442	6%	442
	2023	147	122	147	135	157	117	104	117	143	103	102	157	416	▲	1,551
<b>Concealed Handgun Permits</b>	2024	88	86	77	-	-	-	-	-	-	-	-	-	251	-25%	251
	2023	105	70	159	36	105	61	68	74	26	108	75	62	334	▼	949
<b>Miscellaneous/ Other</b>	2024	72	70	75	-	-	-	-	-	-	-	-	-	217	-15%	217
	2023	49	51	155	72	77	66	76	75	72	92	78	146	255	▼	1,009
<b>Others</b>	2024	3	-	-	-	-	-	-	-	-	-	-	-	3	3	3
	2023	-	-	-	-	-	-	1	2	-	1	-	-	0	↔	4

Dispositions by Case Category																
Case Categories		Jan	Feb	Mar	Apr	May	Jun	Jul	Aug	Sep	Oct	Nov	Dec	Thru Mar	% Change	Total
<b>Administrative Law</b>	2024	-	1	-	-	-	-	-	-	-	-	-	-	1	1	1
	2023	-	-	-	3	1	-	1	-	-	-	-	-	0	↔	5
<b>Contested Divorce</b>	2024	2	2	4	-	-	-	-	-	-	-	-	-	8	-20%	8
	2023	6	1	3	3	11	6	7	6	4	1	4	-	10	▼	52
<b>Domestic and Family - Level 1</b>	2024	4	10	2	-	-	-	-	-	-	-	-	-	16	-43%	16
	2023	4	11	13	2	16	2	5	7	9	20	4	2	28	▼	95
<b>Domestic and Family - Level 2</b>	2024	2	1	-	-	-	-	-	-	-	-	-	-	3	0%	3
	2023	1	-	2	12	5	2	2	6	2	1	1	2	3	↔	36
<b>Felonies and Related Matters</b>	2024	106	74	142	-	-	-	-	-	-	-	-	-	322	9%	322
	2023	110	88	98	106	121	73	83	85	113	71	80	121	296	▲	1,149
<b>General Civil - Level 2</b>	2024	2	3	6	-	-	-	-	-	-	-	-	-	11	-56%	11
	2023	7	4	14	3	12	14	10	20	3	7	2	3	25	▼	99
<b>General Civil - Level 3</b>	2024	-	2	5	-	-	-	-	-	-	-	-	-	7	-65%	7
	2023	2	6	12	7	2	5	6	1	11	8	2	2	20	▼	64
<b>Miscellaneous Civil</b>	2024	111	104	107	-	-	-	-	-	-	-	-	-	322	-22%	322
	2023	120	87	205	70	128	85	94	109	57	139	95	77	412	▼	1,266
<b>Misdemeanor</b>	2024	34	23	40	-	-	-	-	-	-	-	-	-	97	5%	97
	2023	32	18	42	26	22	26	19	23	24	25	22	30	92	▲	309
<b>Other</b>	2024	54	51	42	-	-	-	-	-	-	-	-	-	147	-11%	147
	2023	32	31	103	34	51	38	46	41	40	59	58	130	166	▼	663
<b>Other Criminally Related Matters</b>	2024	9	6	8	-	-	-	-	-	-	-	-	-	23	-18%	23
	2023	5	16	7	3	14	18	2	10	7	7	-	6	28	▼	95
<b>Probates/Wills &amp; Trusts - Level 1</b>	2024	-	-	1	-	-	-	-	-	-	-	-	-	1	-50%	1
	2023	-	2	-	-	-	-	-	-	-	-	-	-	2	▼	2
<b>Probates/Wills &amp; Trusts - Level 2</b>	2024	-	2	-	-	-	-	-	-	-	-	-	-	2	-50%	2
	2023	2	1	1	1	4	4	3	2	1	1	2	4	4	▼	26
<b>Uncontested Divorce</b>	2024	8	7	13	-	-	-	-	-	-	-	-	-	28	-22%	28
	2023	7	7	22	12	22	7	14	18	7	6	6	6	36	▼	134


This report reflects data in the case management system. Numbers will update accordingly as reports are refreshed and posted.

Dashboard

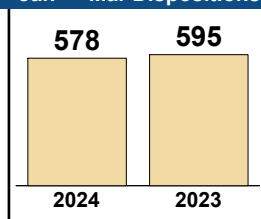
**Court:** Winchester Circuit  
**Start/End Date:** Jan-23 / Mar-24  
**2023 Average Month:** 196  
**Jan-Mar 2023:** 595  
**Dispositions Trending:** ▼

**Circuit/Court ID:** 26 226840  
**Type of Case:** Dispositions  
**2024 Average Month:** 193  
**Jan-Mar 2024 :** 578  
**Overall AVG. Month:** 195

Monthly Dispositions Summary



Jan --- Mar Dispositions



Dispositions by Division

Divisions		Jan	Feb	Mar	Apr	May	Jun	Jul	Aug	Sep	Oct	Nov	Dec	Thru Mar	% Change	Total
<b>Total</b>	2024	166	174	238	-	-	-	-	-	-	-	-	-	578	-3%	578
	2023	190	206	199	221	223	181	163	185	208	205	186	182	595	▼	2,349
<b>Civil</b>	2024	14	23	20	-	-	-	-	-	-	-	-	-	57	-16%	57
	2023	21	25	22	16	51	22	9	26	23	19	36	22	68	▼	292
<b>Criminal</b>	2024	101	88	157	-	-	-	-	-	-	-	-	-	346	-4%	346
	2023	112	127	120	152	81	93	110	104	144	145	95	108	359	▼	1,391
<b>Concealed Handgun Permits</b>	2024	22	22	27	-	-	-	-	-	-	-	-	-	71	-20%	71
	2023	38	27	24	27	23	16	15	15	18	15	20	21	89	▼	259
<b>Miscellaneous/ Other</b>	2024	29	40	34	-	-	-	-	-	-	-	-	-	103	37%	103
	2023	17	27	31	26	66	50	29	35	23	25	34	30	75	▲	393
<b>Others</b>	2024	-	1	-	-	-	-	-	-	-	-	-	-	1	-75%	1
	2023	2	-	2	-	2	-	-	5	-	1	1	1	4	▼	14

Dispositions by Case Category

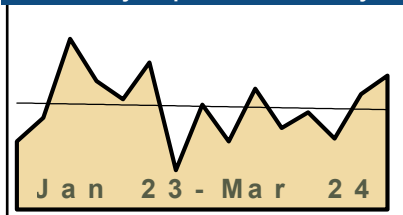
Case Categories		Jan	Feb	Mar	Apr	May	Jun	Jul	Aug	Sep	Oct	Nov	Dec	Thru Mar	% Change	Total
<b>Administrative Law</b>	2024	-	-	-	-	-	-	-	-	-	-	-	-	0	0	0
	2023	-	-	-	-	1	-	-	-	1	-	-	-	0	↔	2
<b>Capital Murder</b>	2024	-	-	-	-	-	-	-	-	-	-	-	-	0	0	0
	2023	-	-	-	2	-	-	1	-	-	-	-	-	0	↔	3
<b>Contested Divorce</b>	2024	-	4	-	-	-	-	-	-	-	-	-	-	4	-20%	4
	2023	2	1	2	2	8	-	2	6	-	3	4	3	5	▼	33
<b>Domestic and Family - Level 1</b>	2024	-	-	7	-	-	-	-	-	-	-	-	-	7	-30%	7
	2023	4	2	4	4	10	1	-	3	6	10	17	-	10	▼	61
<b>Domestic and Family - Level 2</b>	2024	-	-	2	-	-	-	-	-	-	-	-	-	2	-71%	2
	2023	1	-	6	2	2	1	1	3	3	1	3	1	7	▼	24
<b>Felonies and Related Matters</b>	2024	73	71	122	-	-	-	-	-	-	-	-	-	266	2%	266
	2023	71	102	89	111	68	87	96	87	104	105	68	89	262	▲	1,077
<b>General Civil - Level 1</b>	2024	-	1	1	-	-	-	-	-	-	-	-	-	2	0%	2
	2023	-	1	1	-	5	-	-	1	1	-	1	2	2	↔	12
<b>General Civil - Level 2</b>	2024	2	7	5	-	-	-	-	-	-	-	-	-	14	-7%	14
	2023	1	8	6	5	7	6	1	4	3	2	2	4	15	▼	49
<b>General Civil - Level 3</b>	2024	2	2	-	1	4	2	-	-	-	-	-	-	4	-20%	4
	2023	1	3	1	-	4	2	-	-	-	-	2	1	5	▼	15
<b>Miscellaneous Civil</b>	2024	26	36	42	-	-	-	-	-	-	-	-	-	104	-5%	104
	2023	42	37	31	38	53	42	28	26	23	21	31	32	110	▼	404
<b>Misdemeanor</b>	2024	22	14	31	-	-	-	-	-	-	-	-	-	67	-25%	67
	2023	39	22	28	32	11	5	10	13	32	40	26	15	89	▼	273
<b>Other</b>	2024	26	28	18	-	-	-	-	-	-	-	-	-	72	26%	72
	2023	15	18	24	13	37	23	15	29	18	20	24	20	57	▲	256
<b>Other Criminally Related Matters</b>	2024	6	3	4	-	-	-	-	-	-	-	-	-	13	30%	13
	2023	2	5	3	7	2	1	3	4	8	-	2	4	10	▲	41
<b>Probates/Wills &amp; Trusts - Level 2</b>	2024	2	2	1	-	-	-	-	-	-	-	-	-	5	-38%	5
	2023	5	2	1	2	5	1	-	1	3	1	-	4	8	▼	25
<b>Protective Orders</b>	2024	1	-	-	-	-	-	-	-	-	-	-	-	1	1	1
	2023	-	-	-	-	-	-	-	-	-	-	-	2	0	↔	2
<b>Uncontested Divorce</b>	2024	6	6	5	-	-	-	-	-	-	-	-	-	17	13%	17
	2023	7	5	3	2	10	12	6	8	6	2	6	5	15	▲	72

Dashboard

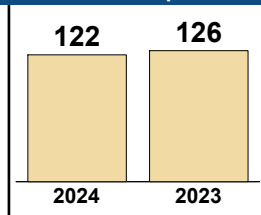
**Court:** Bland Circuit  
**Start/End Date:** Jan-23 / Mar-24  
**2023 Average Month:** 39  
**Jan-Mar 2023:** 126  
**Dispositions Trending:** ▼

**Circuit/Court ID:** 27 227021  
**Type of Case:** Dispositions  
**2024 Average Month:** 41  
**Jan-Mar 2024 :** 122  
**Overall AVG. Month:** 39

Monthly Dispositions Summary



Jan --- Mar Dispositions



Dispositions by Division

Divisions		Jan	Feb	Mar	Apr	May	Jun	Jul	Aug	Sep	Oct	Nov	Dec	Thru Mar	% Change	Total
<b>Total</b>	2024	27	44	51	-	-	-	-	-	-	-	-	-	122	-3%	122
	2023	26	35	65	49	42	56	15	40	26	46	31	37	126	▼	468
<b>Civil</b>	2024	3	6	5	-	-	-	-	-	-	-	-	-	14	133%	14
	2023	1	5	-	7	1	8	1	7	2	9	2	5	6	▲	48
<b>Criminal</b>	2024	10	9	20	-	-	-	-	-	-	-	-	-	39	117%	39
	2023	-	5	13	8	4	23	1	15	2	9	2	11	18	▲	93
<b>Concealed Handgun Permits</b>	2024	12	27	22	-	-	-	-	-	-	-	-	-	61	-35%	61
	2023	22	23	49	29	33	18	11	13	20	24	25	16	94	▼	283
<b>Miscellaneous/ Other</b>	2024	2	2	4	-	-	-	-	-	-	-	-	-	8	0%	8
	2023	3	2	3	5	4	7	2	5	2	4	2	5	8	↔	44

Dispositions by Case Category


Case Categories		Jan	Feb	Mar	Apr	May	Jun	Jul	Aug	Sep	Oct	Nov	Dec	Thru Mar	% Change	Total
<b>Administrative Law</b>	2024	-	-	-	-	-	-	-	-	-	-	-	-	0	0	0
	2023	-	-	-	-	-	-	-	-	1	-	-	-	0	↔	1
<b>Capital Murder</b>	2024	1	-	-	-	-	-	-	-	-	-	-	-	1	1	1
	2023	-	-	-	-	-	-	-	-	-	-	-	-	0	↔	0
<b>Contested Divorce</b>	2024	1	1	1	-	-	-	-	-	-	-	-	-	3	3	3
	2023	-	-	-	1	-	2	1	3	-	2	-	-	0	↔	9
<b>Domestic and Family - Level 1</b>	2024	-	-	-	-	-	-	-	-	-	-	-	-	0	0	0
	2023	-	-	-	1	-	4	-	-	-	2	-	-	0	↔	7
<b>Domestic and Family - Level 2</b>	2024	-	-	-	-	-	-	-	-	-	-	-	-	0	-100%	0
	2023	-	2	-	-	-	-	-	-	1	-	1	1	2	▼	5
<b>Felonies and Related Matters</b>	2024	8	9	14	-	-	-	-	-	-	-	-	-	31	121%	31
	2023	-	3	11	8	4	23	1	12	2	6	2	6	14	▲	78
<b>General Civil - Level 2</b>	2024	1	3	3	-	-	-	-	-	-	-	-	-	7	133%	7
	2023	1	2	-	2	-	-	-	1	1	2	-	2	3	▲	11
<b>General Civil - Level 3</b>	2024	2	1	1	-	-	-	-	-	-	-	-	-	4	300%	4
	2023	-	1	-	-	-	-	-	2	-	1	-	1	1	▲	5
<b>Miscellaneous Civil</b>	2024	13	28	25	-	-	-	-	-	-	-	-	-	66	-35%	66
	2023	24	25	52	33	37	25	12	17	21	27	27	21	101	▼	321
<b>Misdemeanor</b>	2024	1	-	5	-	-	-	-	-	-	-	-	-	6	50%	6
	2023	-	2	2	-	-	-	-	-	-	2	-	5	4	▲	11
<b>Other</b>	2024	-	-	-	-	-	-	-	-	-	-	-	-	0	0	0
	2023	-	-	-	1	-	-	-	-	-	-	-	-	0	↔	1
<b>Other Criminally Related Matters</b>	2024	-	-	1	-	-	-	-	-	-	-	-	-	1	1	1
	2023	-	-	-	-	-	-	-	3	-	1	-	-	0	↔	4
<b>Probates/Wills &amp; Trusts - Level 2</b>	2024	-	-	1	-	-	-	-	-	-	-	-	-	1	1	1
	2023	-	-	-	-	1	-	1	-	-	-	-	1	0	↔	3
<b>Uncontested Divorce</b>	2024	-	2	-	-	-	-	-	-	-	-	-	-	2	100%	2
	2023	1	-	-	3	-	2	-	2	-	3	1	-	1	▲	12

Dashboard

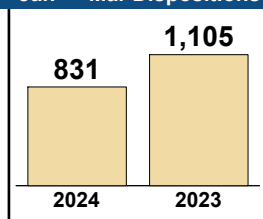
**Court:** Carroll Circuit  
**Start/End Date:** Jan-23 / Mar-24  
**2023 Average Month:** 324  
**Jan-Mar 2023:** 1,105  
**Dispositions Trending:** ▼

**Circuit/Court ID:** 27 227035  
**Type of Case:** Dispositions  
**2024 Average Month:** 277  
**Jan-Mar 2024 :** 831  
**Overall AVG. Month:** 314

Monthly Dispositions Summary



Jan --- Mar Dispositions



Dispositions by Division

Divisions		Jan	Feb	Mar	Apr	May	Jun	Jul	Aug	Sep	Oct	Nov	Dec	Thru Mar	% Change	Total
<b>Total</b>	2024	250	348	233	-	-	-	-	-	-	-	-	-	831	-25%	831
	2023	370	361	374	361	333	287	335	433	286	263	251	228	1,105	▼	3,882
<b>Civil</b>	2024	8	28	15	-	-	-	-	-	-	-	-	-	51	-16%	51
	2023	31	13	17	29	10	57	35	37	23	35	21	17	61	▼	325
<b>Criminal</b>	2024	71	114	86	-	-	-	-	-	-	-	-	-	271	-40%	271
	2023	135	191	125	161	162	90	147	262	123	152	98	96	451	▼	1,742
<b>Concealed Handgun Permits</b>	2024	141	85	93	-	-	-	-	-	-	-	-	-	319	-30%	319
	2023	157	113	184	127	117	96	111	75	101	34	97	53	454	▼	1,265
<b>Miscellaneous/ Other</b>	2024	30	121	39	-	-	-	-	-	-	-	-	-	190	37%	190
	2023	47	44	48	43	44	44	42	59	39	42	35	62	139	▲	549
<b>Others</b>	2024	-	-	-	-	-	-	-	-	-	-	-	-	0	0	0
	2023	-	-	-	1	-	-	-	-	-	-	-	-	0	↔	1

Dispositions by Case Category

Case Categories		Jan	Feb	Mar	Apr	May	Jun	Jul	Aug	Sep	Oct	Nov	Dec	Thru Mar	% Change	Total
<b>Administrative Law</b>	2024	-	-	-	-	-	-	-	-	-	-	-	-	0	0	0
	2023	-	-	-	-	-	-	-	-	1	-	-	-	0	↔	1
<b>Capital Murder</b>	2024	-	-	-	-	-	-	-	-	-	-	-	-	0	0	0
	2023	-	-	-	-	-	-	-	2	-	-	-	-	0	↔	2
<b>Contested Divorce</b>	2024	3	5	2	-	-	-	-	-	-	-	-	-	10	0%	10
	2023	5	2	3	3	2	6	5	1	1	4	3	3	10	↔	38
<b>Domestic and Family - Level 1</b>	2024	-	4	3	-	-	-	-	-	-	-	-	-	7	-68%	7
	2023	16	4	2	3	1	25	5	8	4	9	-	-	22	▼	77
<b>Domestic and Family - Level 2</b>	2024	-	3	3	-	-	-	-	-	-	-	-	-	6	-14%	6
	2023	3	1	3	7	1	7	1	1	1	3	3	3	7	▼	34
<b>Felonies and Related Matters</b>	2024	59	94	63	-	-	-	-	-	-	-	-	-	216	-42%	216
	2023	106	163	101	135	130	54	116	215	95	132	86	61	370	▼	1,394
<b>General Civil - Level 1</b>	2024	-	2	-	-	-	-	-	-	-	-	-	-	2	2	2
	2023	-	-	-	-	-	1	-	1	2	-	-	1	0	↔	5
<b>General Civil - Level 2</b>	2024	2	5	2	-	-	-	-	-	-	-	-	-	9	125%	9
	2023	2	1	1	3	-	5	3	6	2	7	6	3	4	▲	39
<b>General Civil - Level 3</b>	2024	1	4	4	-	-	-	-	-	-	-	-	-	9	800%	9
	2023	-	-	1	2	1	4	1	5	3	2	1	1	1	▲	21
<b>Miscellaneous Civil</b>	2024	145	96	106	-	-	-	-	-	-	-	-	-	347	-31%	347
	2023	177	123	202	150	130	110	129	96	114	48	112	64	502	▼	1,455
<b>Misdemeanor</b>	2024	12	13	15	-	-	-	-	-	-	-	-	-	40	-32%	40
	2023	21	20	18	13	8	18	17	38	14	16	12	16	59	▼	211
<b>Other</b>	2024	27	109	24	-	-	-	-	-	-	-	-	-	160	78%	160
	2023	27	34	29	20	32	28	24	38	25	28	21	51	90	▲	357
<b>Other Criminally Related Matters</b>	2024	-	7	8	-	-	-	-	-	-	-	-	-	15	-32%	15
	2023	8	8	6	13	24	18	15	7	14	4	-	19	22	▼	136
<b>Probates/Wills &amp; Trusts - Level 1</b>	2024	-	1	-	-	-	-	-	-	-	-	-	-	1	1	1
	2023	-	-	-	-	-	2	-	-	-	1	-	-	0	↔	3
<b>Probates/Wills &amp; Trusts - Level 2</b>	2024	-	-	1	-	-	-	-	-	-	-	-	-	1	1	1
	2023	-	-	-	4	-	-	2	4	1	5	-	-	0	↔	16
<b>Uncontested Divorce</b>	2024	1	5	2	-	-	-	-	-	-	-	-	-	8	-56%	8
	2023	5	5	8	8	4	9	17	11	9	4	7	6	18	▼	93

Dashboard		Monthly Dispositions Summary		Jan --- Mar Dispositions	
<p><b>Court:</b> Floyd Circuit  <b>Start/End Date:</b> Jan-23 / Mar-24  <b>2023 Average Month:</b> 92  <b>Jan-Mar 2023:</b> 337  <b>Dispositions Trending:</b> ▼</p>	<p><b>Circuit/Court ID:</b> 27 227063  <b>Type of Case:</b> Dispositions  <b>2024 Average Month:</b> 91  <b>Jan-Mar 2024 :</b> 273  <b>Overall AVG. Month:</b> 92</p>				

Dispositions by Division																
Divisions		Jan	Feb	Mar	Apr	May	Jun	Jul	Aug	Sep	Oct	Nov	Dec	Thru Mar	% Change	Total
<b>Total</b>	2024	74	99	100	-	-	-	-	-	-	-	-	-	273	-19%	273
	2023	118	103	116	96	90	91	47	98	67	115	83	76	337	▼	1,100
<b>Civil</b>	2024	12	16	9	-	-	-	-	-	-	-	-	-	37	42%	37
	2023	12	7	7	14	13	6	4	7	12	11	4	12	26	▲	109
<b>Criminal</b>	2024	20	32	35	-	-	-	-	-	-	-	-	-	87	-28%	87
	2023	28	62	31	34	35	31	6	47	24	55	46	35	121	▼	434
<b>Concealed Handgun Permits</b>	2024	30	46	45	-	-	-	-	-	-	-	-	-	121	-25%	121
	2023	68	23	70	39	26	47	29	34	26	33	29	21	161	▼	445
<b>Miscellaneous/ Other</b>	2024	12	5	11	-	-	-	-	-	-	-	-	-	28	-3%	28
	2023	10	11	8	9	16	7	8	10	5	16	4	8	29	▼	112

Dispositions by Case Category																
Case Categories		Jan	Feb	Mar	Apr	May	Jun	Jul	Aug	Sep	Oct	Nov	Dec	Thru Mar	% Change	Total
<b>Contested Divorce</b>	2024	-	2	1	-	-	-	-	-	-	-	-	-	3	0%	3
	2023	2	1	-	3	2	-	2	1	2	1	-	2	3	↔	16
<b>Domestic and Family - Level 1</b>	2024	1	10	2	-	-	-	-	-	-	-	-	-	13	117%	13
	2023	5	-	1	-	4	-	-	-	-	2	4	-	6	▲	18
<b>Domestic and Family - Level 2</b>	2024	-	-	-	-	-	-	-	-	-	-	-	-	0	-100%	0
	2023	1	1	1	4	2	2	-	1	1	1	-	-	3	▼	14
<b>Felonies and Related Matters</b>	2024	8	16	22	-	-	-	-	-	-	-	-	-	46	-6%	46
	2023	10	24	15	28	29	22	4	36	22	37	29	26	49	▼	282
<b>General Civil - Level 2</b>	2024	5	1	1	-	-	-	-	-	-	-	-	-	7	75%	7
	2023	2	1	1	3	2	2	1	2	-	2	1	4	4	▲	21
<b>General Civil - Level 3</b>	2024	4	1	1	-	-	-	-	-	-	-	-	-	6	200%	6
	2023	1	-	1	-	5	1	1	-	1	1	1	-	2	▲	12
<b>Miscellaneous Civil</b>	2024	39	50	56	-	-	-	-	-	-	-	-	-	145	-23%	145
	2023	77	34	78	48	35	53	36	44	31	48	32	27	189	▼	543
<b>Misdemeanor</b>	2024	11	13	13	-	-	-	-	-	-	-	-	-	37	-46%	37
	2023	17	36	16	4	6	9	2	11	2	17	17	9	69	▼	146
<b>Other</b>	2024	-	-	-	-	-	-	-	-	-	-	-	-	0	-100%	0
	2023	-	1	-	-	1	1	-	-	1	-	-	-	1	▼	4
<b>Other Criminally Related Matters</b>	2024	1	3	-	-	-	-	-	-	-	-	-	-	4	33%	4
	2023	1	2	-	2	-	-	-	-	-	-	1	-	3	▲	6
<b>Probates/Wills &amp; Trusts - Level 1</b>	2024	-	-	-	-	-	-	-	-	-	-	-	-	0	0%	0
	2023	-	-	-	-	-	-	-	-	1	-	-	-	0	↔	1
<b>Probates/Wills &amp; Trusts - Level 2</b>	2024	-	1	-	-	-	-	-	-	-	-	-	-	1	-67%	1
	2023	2	-	1	1	1	-	-	1	1	-	1	4	3	▼	12
<b>Protective Orders</b>	2024	-	-	1	-	-	-	-	-	-	-	-	-	1	1	1
	2023	-	-	-	1	1	-	-	-	-	-	-	-	0	↔	2
<b>Uncontested Divorce</b>	2024	5	2	3	-	-	-	-	-	-	-	-	-	10	100%	10
	2023	-	3	2	2	2	1	1	2	3	3	2	2	5	▲	23

# CPSS-CCMS-10.11 CASELOAD STATISTICS OF THE CIRCUIT COURTS

January 2023 -- March 2024 Dispositions


Alexandria and Fairfax Circuit are not Included in State Totals

## Dashboard

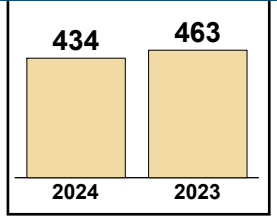
**Court:** Giles Circuit  
**Start/End Date:** Jan-23 / Mar-24  
**2023 Average Month:** 151  
**Jan-Mar 2023:** 463  
**Dispositions Trending:** ▼

**Circuit/Court ID:** 27 227071  
**Type of Case:** Dispositions  
**2024 Average Month:** 145  
**Jan-Mar 2024 :** 434  
**Overall AVG. Month:** 150

## Monthly Dispositions Summary



## Jan --- Mar Dispositions



## Dispositions by Division

Divisions		Jan	Feb	Mar	Apr	May	Jun	Jul	Aug	Sep	Oct	Nov	Dec	Thru Mar	% Change	Total
<b>Total</b>	2024	172	167	95	-	-	-	-	-	-	-	-	-	434	-6%	434
	2023	147	105	211	150	121	118	193	175	146	131	143	177	463	▼	1,817
<b>Civil</b>	2024	11	25	6	-	-	-	-	-	-	-	-	-	42	-2%	42
	2023	17	14	12	16	6	18	62	7	18	24	8	12	43	▼	214
<b>Criminal</b>	2024	88	74	46	-	-	-	-	-	-	-	-	-	208	52%	208
	2023	32	25	80	59	50	38	42	79	74	39	64	56	137	▲	638
<b>Concealed Handgun Permits</b>	2024	29	50	26	-	-	-	-	-	-	-	-	-	105	-50%	105
	2023	76	41	93	48	48	34	33	55	30	29	49	25	210	▼	561
<b>Miscellaneous/ Other</b>	2024	44	18	17	-	-	-	-	-	-	-	-	-	79	11%	79
	2023	22	24	25	27	17	27	56	33	24	39	21	84	71	▲	399
<b>Others</b>	2024	-	-	-	-	-	-	-	-	-	-	-	-	0	-100%	0
	2023	-	1	1	-	-	1	-	1	-	-	1	-	2	▼	5

## Dispositions by Case Category

Case Categories		Jan	Feb	Mar	Apr	May	Jun	Jul	Aug	Sep	Oct	Nov	Dec	Thru Mar	% Change	Total
<b>Administrative Law</b>	2024	-	-	-	-	-	-	-	-	-	-	-	-	0	0	0
	2023	-	-	-	-	-	-	2	1	-	-	-	-	0	↔	3
<b>Contested Divorce</b>	2024	1	2	2	-	-	-	-	-	-	-	-	-	5	67%	5
	2023	1	-	2	4	-	2	9	2	1	1	1	2	3	▲	25
<b>Domestic and Family - Level 1</b>	2024	7	13	-	-	-	-	-	-	-	-	-	-	20	-17%	20
	2023	9	13	2	1	5	2	3	-	7	15	2	6	24	▼	65
<b>Domestic and Family - Level 2</b>	2024	-	-	1	-	-	-	-	-	-	-	-	-	1	1	1
	2023	-	-	-	1	-	3	2	-	1	2	1	1	0	↔	11
<b>Felonies and Related Matters</b>	2024	49	52	33	-	-	-	-	-	-	-	-	-	134	34%	134
	2023	16	16	68	34	38	31	25	59	43	22	33	32	100	▲	417
<b>General Civil - Level 1</b>	2024	-	-	-	-	-	-	-	-	-	-	-	-	0	0	0
	2023	-	-	-	1	-	-	2	-	-	-	-	-	0	↔	3
<b>General Civil - Level 2</b>	2024	1	4	1	-	-	-	-	-	-	-	-	-	6	50%	6
	2023	2	-	2	3	-	3	24	2	4	2	1	1	4	▲	44
<b>General Civil - Level 3</b>	2024	-	1	1	-	-	-	-	-	-	-	-	-	2	100%	2
	2023	-	-	1	2	-	4	14	-	-	-	1	-	1	▲	22
<b>Miscellaneous Civil</b>	2024	40	51	28	-	-	-	-	-	-	-	-	-	119	-48%	119
	2023	81	46	101	58	50	40	49	61	40	44	53	28	228	▼	651
<b>Misdemeanor</b>	2024	39	18	12	-	-	-	-	-	-	-	-	-	69	109%	69
	2023	14	5	14	22	11	7	16	20	29	17	26	23	33	▲	204
<b>Other</b>	2024	33	16	15	-	-	-	-	-	-	-	-	-	64	16%	64
	2023	17	20	18	15	15	20	21	25	14	24	17	81	55	▲	287
<b>Other Criminally Related Matters</b>	2024	-	4	1	-	-	-	-	-	-	-	-	-	5	-29%	5
	2023	2	4	1	3	1	-	1	-	2	-	5	1	7	▼	20
<b>Probates/Wills &amp; Trusts - Level 1</b>	2024	-	-	-	-	-	-	-	-	-	-	-	-	0	0	0
	2023	-	-	-	-	-	-	1	-	-	-	-	-	0	↔	1
<b>Probates/Wills &amp; Trusts - Level 2</b>	2024	-	1	-	-	-	-	-	-	-	-	-	-	1	-50%	1
	2023	1	1	-	1	1	1	6	-	1	1	2	1	2	▼	16
<b>Protective Orders</b>	2024	-	-	-	-	-	-	-	-	-	-	-	-	0	0	0
	2023	-	-	-	-	-	-	-	1	-	-	-	-	0	↔	1
<b>Uncontested Divorce</b>	2024	2	5	1	-	-	-	-	-	-	-	-	-	8	33%	8
	2023	4	-	2	5	-	5	18	4	4	3	1	1	6	▲	47

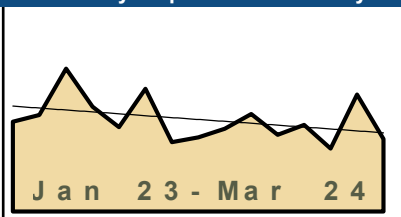
This report reflects data in the case management system. Numbers will update accordingly as reports are refreshed and posted.

Dashboard

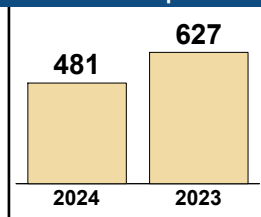
**Court:** Grayson Circuit  
**Start/End Date:** Jan-23 / Mar-24  
**2023 Average Month:** 179  
**Jan-Mar 2023:** 627  
**Dispositions Trending:** ▼

**Circuit/Court ID:** 27 227077  
**Type of Case:** Dispositions  
**2024 Average Month:** 160  
**Jan-Mar 2024 :** 481  
**Overall AVG. Month:** 175

Monthly Dispositions Summary



Jan --- Mar Dispositions



Dispositions by Division

Divisions		Jan	Feb	Mar	Apr	May	Jun	Jul	Aug	Sep	Oct	Nov	Dec	Thru Mar	% Change	Total
<b>Total</b>	2024	120	223	138	-	-	-	-	-	-	-	-	-	481	-23%	481
	2023	171	184	272	200	161	234	132	141	158	186	146	165	627	▼	2,150
<b>Civil</b>	2024	13	16	12	-	-	-	-	-	-	-	-	-	41	24%	41
	2023	9	16	8	18	22	39	9	28	22	22	8	28	33	▲	229
<b>Criminal</b>	2024	35	123	65	-	-	-	-	-	-	-	-	-	223	-10%	223
	2023	59	72	118	99	58	118	81	46	84	86	87	68	249	▼	976
<b>Concealed Handgun Permits</b>	2024	45	61	40	-	-	-	-	-	-	-	-	-	146	-42%	146
	2023	69	69	113	60	53	55	21	38	38	49	37	47	251	▼	649
<b>Miscellaneous/ Other</b>	2024	27	23	21	-	-	-	-	-	-	-	-	-	71	-24%	71
	2023	34	27	33	23	28	22	21	29	14	28	14	22	94	▼	295
<b>Others</b>	2024	-	-	-	-	-	-	-	-	-	-	-	-	0	0	0
	2023	-	-	-	-	-	-	-	-	-	1	-	-	0	↔	1

Dispositions by Case Category

Case Categories		Jan	Feb	Mar	Apr	May	Jun	Jul	Aug	Sep	Oct	Nov	Dec	Thru Mar	% Change	Total
<b>Capital Murder</b>	2024	-	-	1	-	-	-	-	-	-	-	-	-	1	1	1
	2023	-	-	-	-	-	-	-	-	2	-	-	-	0	↔	2
<b>Contested Divorce</b>	2024	-	1	-	-	-	-	-	-	-	-	-	-	1	-75%	1
	2023	2	-	2	2	1	2	1	2	2	1	1	2	4	▼	18
<b>Domestic and Family - Level 1</b>	2024	-	-	6	-	-	-	-	-	-	-	-	-	6	-25%	6
	2023	2	6	-	-	2	23	-	21	3	2	1	13	8	▼	73
<b>Domestic and Family - Level 2</b>	2024	4	1	2	-	-	-	-	-	-	-	-	-	7	250%	7
	2023	-	1	1	1	2	2	-	2	5	3	-	1	2	▲	18
<b>Felonies and Related Matters</b>	2024	27	89	44	-	-	-	-	-	-	-	-	-	160	-16%	160
	2023	39	55	96	80	47	90	61	33	65	70	64	49	190	▼	749
<b>General Civil - Level 1</b>	2024	-	-	-	-	-	-	-	-	-	-	-	-	0	0	0
	2023	-	-	-	-	-	-	-	1	1	-	-	-	0	↔	2
<b>General Civil - Level 2</b>	2024	1	1	-	-	-	-	-	-	-	-	-	-	2	-83%	2
	2023	8	3	1	5	3	3	-	-	1	7	-	2	12	▼	33
<b>General Civil - Level 3</b>	2024	-	12	1	-	-	-	-	-	-	-	-	-	13	117%	13
	2023	1	3	2	6	5	2	2	1	2	2	2	2	6	▲	30
<b>Miscellaneous Civil</b>	2024	46	65	44	-	-	-	-	-	-	-	-	-	155	-42%	155
	2023	71	76	120	66	63	64	25	43	44	55	41	56	267	▼	724
<b>Misdemeanor</b>	2024	6	32	18	-	-	-	-	-	-	-	-	-	56	12%	56
	2023	15	14	21	19	8	26	18	13	14	16	19	19	50	▲	202
<b>Other</b>	2024	27	19	17	-	-	-	-	-	-	-	-	-	63	-13%	63
	2023	27	19	26	17	17	14	20	23	10	16	11	17	72	▼	217
<b>Other Criminally Related Matters</b>	2024	2	2	2	-	-	-	-	-	-	-	-	-	6	-33%	6
	2023	5	3	1	-	3	3	2	-	4	2	4	1	9	▼	28
<b>Probates/Wills &amp; Trusts - Level 1</b>	2024	-	-	-	-	-	-	-	-	-	-	-	-	0	0	0
	2023	-	-	-	-	-	1	-	-	-	-	-	-	0	↔	1
<b>Probates/Wills &amp; Trusts - Level 2</b>	2024	1	1	-	-	-	-	-	-	-	-	-	-	2	2	2
	2023	-	-	-	-	7	3	-	-	3	2	-	-	0	↔	15
<b>Protective Orders</b>	2024	1	-	-	-	-	-	-	-	-	-	-	-	1	1	1
	2023	-	-	-	-	-	-	-	-	-	-	-	-	0	↔	0
<b>Uncontested Divorce</b>	2024	5	-	3	-	-	-	-	-	-	-	-	-	8	14%	8
	2023	1	4	2	4	3	1	3	2	2	10	3	3	7	▲	38



# CPSS-CCMS-10.11 CASELOAD STATISTICS OF THE CIRCUIT COURTS

Montgomery

January 2023 -- March 2024 Dispositions

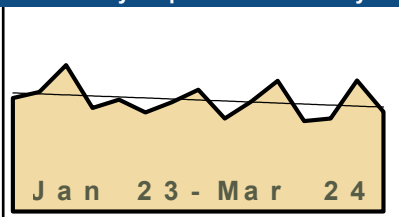
Alexandria and Fairfax Circuit are not Included in State Totals

## Dashboard

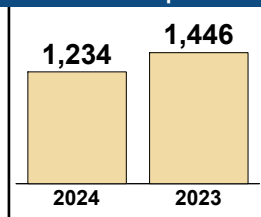
**Court:** Montgomery Circuit  
**Start/End Date:** Jan-23 / Mar-24  
**2023 Average Month:** 429  
**Jan-Mar 2023:** 1,446  
**Dispositions Trending:** ▼

**Circuit/Court ID:** 27 227121  
**Type of Case:** Dispositions  
**2024 Average Month:** 411  
**Jan-Mar 2024 :** 1,234  
**Overall AVG. Month:** 425

## Monthly Dispositions Summary



## Jan --- Mar Dispositions



## Dispositions by Division

Divisions		Jan	Feb	Mar	Apr	May	Jun	Jul	Aug	Sep	Oct	Nov	Dec	Thru Mar	% Change	Total
<b>Total</b>	2024	355	499	380	-	-	-	-	-	-	-	-	-	1,234	-15%	1,234
	2023	432	456	558	395	426	378	417	464	354	419	498	345	1,446	▼	5,142
<b>Civil</b>	2024	33	42	28	-	-	-	-	-	-	-	-	-	103	-29%	103
	2023	50	42	54	52	37	46	69	50	34	39	38	41	146	▼	552
<b>Criminal</b>	2024	205	246	205	-	-	-	-	-	-	-	-	-	656	-18%	656
	2023	184	268	349	187	228	199	228	300	211	255	320	147	801	▼	2,876
<b>Concealed Handgun Permits</b>	2024	82	122	115	-	-	-	-	-	-	-	-	-	319	-18%	319
	2023	156	108	125	100	133	94	82	77	86	96	100	84	389	▼	1,241
<b>Miscellaneous/ Other</b>	2024	35	88	32	-	-	-	-	-	-	-	-	-	155	41%	155
	2023	42	38	30	56	28	39	38	37	23	28	39	73	110	▲	471
<b>Others</b>	2024	-	1	-	-	-	-	-	-	-	-	-	-	1	1	1
	2023	-	-	-	-	-	-	-	-	-	1	1	-	0	↔	2

## Dispositions by Case Category

Case Categories		Jan	Feb	Mar	Apr	May	Jun	Jul	Aug	Sep	Oct	Nov	Dec	Thru Mar	% Change	Total
<b>Administrative Law</b>	2024	-	-	-	-	-	-	-	-	-	-	-	-	0	-100%	0
	2023	1	-	-	-	-	-	-	-	-	-	-	-	1	▼	1
<b>Contested Divorce</b>	2024	5	4	2	-	-	-	-	-	-	-	-	-	11	0%	11
	2023	-	7	4	8	5	10	8	8	7	4	8	7	11	↔	76
<b>Domestic and Family - Level 1</b>	2024	1	3	1	-	-	-	-	-	-	-	-	-	5	-81%	5
	2023	16	6	5	7	6	2	18	4	-	4	6	10	27	▼	84
<b>Domestic and Family - Level 2</b>	2024	2	2	2	-	-	-	-	-	-	-	-	-	6	-45%	6
	2023	5	2	4	3	2	2	2	3	1	2	1	-	11	▼	27
<b>Felonies and Related Matters</b>	2024	125	173	115	-	-	-	-	-	-	-	-	-	413	-18%	413
	2023	123	186	196	116	168	137	137	205	132	166	205	82	505	▼	1,853
<b>General Civil - Level 1</b>	2024	2	3	-	-	-	-	-	-	-	-	-	-	5	67%	5
	2023	-	2	1	1	-	2	1	-	-	-	2	1	3	▲	10
<b>General Civil - Level 2</b>	2024	11	11	10	-	-	-	-	-	-	-	-	-	32	23%	32
	2023	9	6	11	5	7	4	10	9	1	5	3	9	26	▲	79
<b>General Civil - Level 3</b>	2024	7	7	4	-	-	-	-	-	-	-	-	-	18	-31%	18
	2023	9	6	11	2	5	4	19	10	9	8	-	4	26	▼	87
<b>Miscellaneous Civil</b>	2024	102	150	132	-	-	-	-	-	-	-	-	-	384	-16%	384
	2023	179	129	148	143	153	121	109	108	103	115	127	104	456	▼	1,539
<b>Misdemeanor</b>	2024	67	67	84	-	-	-	-	-	-	-	-	-	218	-19%	218
	2023	51	75	144	62	55	56	77	88	77	76	100	53	270	▼	914
<b>Other</b>	2024	9	59	9	-	-	-	-	-	-	-	-	-	77	108%	77
	2023	17	16	4	9	8	11	8	3	4	8	13	50	37	▲	151
<b>Other Criminally Related Matters</b>	2024	13	6	6	-	-	-	-	-	-	-	-	-	25	-4%	25
	2023	10	7	9	9	5	7	14	7	2	13	15	12	26	▼	110
<b>Probates/Wills &amp; Trusts - Level 1</b>	2024	-	-	-	-	-	-	-	-	-	-	-	-	0	0	0
	2023	-	-	-	-	-	-	1	-	-	-	-	-	0	↔	2
<b>Probates/Wills &amp; Trusts - Level 2</b>	2024	-	1	1	-	-	-	-	-	-	-	-	-	2	-67%	2
	2023	2	1	3	5	1	3	1	1	-	-	3	1	6	▼	21
<b>Protective Orders</b>	2024	-	-	-	-	-	-	-	-	-	-	-	-	0	0	0
	2023	-	-	-	-	-	-	-	-	-	-	1	-	0	↔	1
<b>Uncontested Divorce</b>	2024	11	13	14	-	-	-	-	-	-	-	-	-	38	-7%	38
	2023	10	13	18	25	11	19	12	18	18	18	14	11	41	▼	187


This report reflects data in the case management system. Numbers will update accordingly as reports are refreshed and posted.

Dashboard

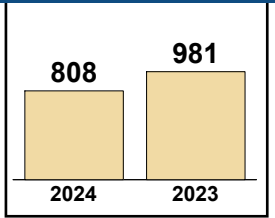
**Court:** Pulaski Circuit  
**Start/End Date:** Jan-23 / Mar-24  
**2023 Average Month:** 279  
**Jan-Mar 2023:** 981  
**Dispositions Trending:** ▼

**Circuit/Court ID:** 27 227155  
**Type of Case:** Dispositions  
**2024 Average Month:** 269  
**Jan-Mar 2024 :** 808  
**Overall AVG. Month:** 277

Monthly Dispositions Summary



Jan --- Mar Dispositions



Dispositions by Division

Divisions		Jan	Feb	Mar	Apr	May	Jun	Jul	Aug	Sep	Oct	Nov	Dec	Thru Mar	% Change	Total
<b>Total</b>	2024	279	299	230	-	-	-	-	-	-	-	-	-	808	-18%	808
	2023	213	336	432	193	281	348	250	319	272	230	281	192	981	▼	3,347
<b>Civil</b>	2024	20	35	19	-	-	-	-	-	-	-	-	-	74	-15%	74
	2023	30	26	31	21	51	18	22	22	21	24	23	20	87	▼	309
<b>Criminal</b>	2024	151	178	147	-	-	-	-	-	-	-	-	-	476	-6%	476
	2023	116	202	191	108	146	246	114	205	193	120	172	116	509	▼	1,929
<b>Concealed Handgun Permits</b>	2024	100	75	47	-	-	-	-	-	-	-	-	-	222	-36%	222
	2023	50	100	197	51	50	73	103	74	50	75	75	50	347	▼	948
<b>Miscellaneous/ Other</b>	2024	8	11	17	-	-	-	-	-	-	-	-	-	36	0%	36
	2023	15	8	13	13	34	11	11	18	8	11	11	6	36	↔	159
<b>Others</b>	2024	-	-	-	-	-	-	-	-	-	-	-	-	0	-100%	0
	2023	2	-	-	-	-	-	-	-	-	-	-	-	2	▼	2

Dispositions by Case Category

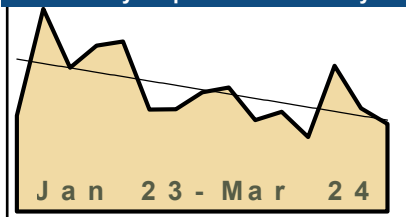
Case Categories		Jan	Feb	Mar	Apr	May	Jun	Jul	Aug	Sep	Oct	Nov	Dec	Thru Mar	% Change	Total
<b>Administrative Law</b>	2024	-	1	-	-	-	-	-	-	-	-	-	-	1	1	1
	2023	-	-	-	1	-	-	-	-	-	-	-	-	-	0	↔
<b>Capital Murder</b>	2024	-	-	-	-	-	-	-	-	-	-	-	-	0	0	0
	2023	-	-	-	-	-	-	-	1	-	-	-	-	0	↔	1
<b>Contested Divorce</b>	2024	6	3	2	-	-	-	-	-	-	-	-	-	11	-21%	11
	2023	4	5	5	2	6	-	1	4	4	4	1	2	14	▼	38
<b>Domestic and Family - Level 1</b>	2024	5	6	3	-	-	-	-	-	-	-	-	-	14	-53%	14
	2023	5	13	12	13	8	5	6	8	2	8	5	4	30	▼	89
<b>Domestic and Family - Level 2</b>	2024	-	3	1	-	-	-	-	-	-	-	-	-	4	0%	4
	2023	4	-	-	-	2	-	1	-	1	-	-	-	4	↔	8
<b>Felonies and Related Matters</b>	2024	116	109	109	-	-	-	-	-	-	-	-	-	334	-7%	334
	2023	73	147	139	78	93	191	87	136	156	93	109	80	359	▼	1,382
<b>General Civil - Level 1</b>	2024	-	-	-	-	-	-	-	-	-	-	-	-	0	0	0
	2023	-	-	-	-	2	-	-	-	-	2	-	-	0	↔	4
<b>General Civil - Level 2</b>	2024	1	1	3	-	-	-	-	-	-	-	-	-	5	-44%	5
	2023	7	1	1	1	8	1	4	2	3	1	3	3	9	▼	35
<b>General Civil - Level 3</b>	2024	3	4	1	-	-	-	-	-	-	-	-	-	8	-11%	8
	2023	2	3	4	-	8	1	3	2	4	2	2	-	9	▼	31
<b>Miscellaneous Civil</b>	2024	108	87	64	-	-	-	-	-	-	-	-	-	259	-32%	259
	2023	66	107	209	63	78	86	112	92	56	90	85	57	382	▼	1,101
<b>Misdemeanor</b>	2024	27	63	33	-	-	-	-	-	-	-	-	-	123	2%	123
	2023	29	48	44	23	39	53	23	59	32	26	54	32	121	▲	462
<b>Other</b>	2024	-	-	-	-	-	-	-	-	-	-	-	-	0	-100%	0
	2023	2	-	-	-	3	-	-	-	-	-	-	1	2	▼	6
<b>Other Criminally Related Matters</b>	2024	8	6	5	-	-	-	-	-	-	-	-	-	19	-37%	19
	2023	14	8	8	7	14	2	4	9	5	1	9	4	30	▼	85
<b>Probates/Wills &amp; Trusts - Level 1</b>	2024	-	1	-	-	-	-	-	-	-	-	-	-	1	1	1
	2023	-	-	-	-	-	-	-	-	1	-	-	-	0	↔	1
<b>Probates/Wills &amp; Trusts - Level 2</b>	2024	1	4	3	-	-	-	-	-	-	-	-	-	8	167%	8
	2023	1	-	2	1	4	1	-	-	-	1	-	3	3	▲	13
<b>Protective Orders</b>	2024	-	3	-	-	-	-	-	-	-	-	-	-	3	-25%	3
	2023	1	2	1	-	6	3	2	1	-	-	8	-	4	▼	24
<b>Uncontested Divorce</b>	2024	4	8	6	-	-	-	-	-	-	-	-	-	18	29%	18
	2023	5	2	7	4	10	5	7	5	6	4	5	6	14	▲	66

Dashboard

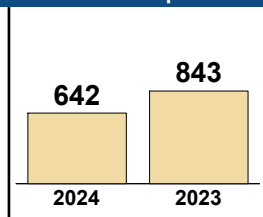
**Court:** Wythe Circuit  
**Start/End Date:** Jan-23 / Mar-24  
**2023 Average Month:** 237  
**Jan-Mar 2023:** 843  
**Dispositions Trending:** ▼

**Circuit/Court ID:** 27 227197  
**Type of Case:** Dispositions  
**2024 Average Month:** 214  
**Jan-Mar 2024 :** 642  
**Overall AVG. Month:** 232

Monthly Dispositions Summary



Jan --- Mar Dispositions



Dispositions by Division

Divisions		Jan	Feb	Mar	Apr	May	Jun	Jul	Aug	Sep	Oct	Nov	Dec	Thru Mar	% Change	Total
<b>Total</b>	2024	278	197	167	-	-	-	-	-	-	-	-	-	642	-24%	642
	2023	183	386	274	316	324	194	195	227	236	174	190	142	843	▼	2,841
<b>Civil</b>	2024	18	20	16	-	-	-	-	-	-	-	-	-	54	-5%	54
	2023	11	25	21	28	22	32	29	32	24	17	23	24	57	▼	288
<b>Criminal</b>	2024	145	73	65	-	-	-	-	-	-	-	-	-	283	-19%	283
	2023	67	188	95	154	200	66	87	111	124	60	101	59	350	▼	1,312
<b>Concealed Handgun Permits</b>	2024	99	87	67	-	-	-	-	-	-	-	-	-	253	-33%	253
	2023	89	158	131	114	87	78	60	67	70	81	57	49	378	▼	1,041
<b>Miscellaneous/ Other</b>	2024	15	17	19	-	-	-	-	-	-	-	-	-	51	-12%	51
	2023	16	15	27	20	15	18	19	17	18	16	9	10	58	▼	200
<b>Others</b>	2024	1	-	-	-	-	-	-	-	-	-	-	-	1	1	1
	2023	-	-	-	-	-	-	-	-	-	-	-	-	0	↔	0

Dispositions by Case Category

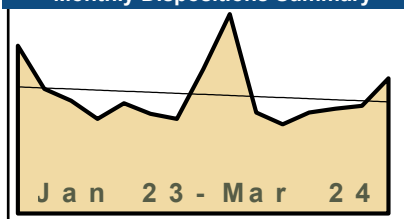
Case Categories		Jan	Feb	Mar	Apr	May	Jun	Jul	Aug	Sep	Oct	Nov	Dec	Thru Mar	% Change	Total
<b>Contested Divorce</b>	2024	1	1	-	-	-	-	-	-	-	-	-	-	2	-78%	2
	2023	1	7	1	1	2	13	6	4	6	3	3	5	9	▼	52
<b>Domestic and Family - Level 1</b>	2024	4	1	4	-	-	-	-	-	-	-	-	-	9	-50%	9
	2023	-	3	15	11	6	1	-	4	2	3	1	-	18	▼	46
<b>Domestic and Family - Level 2</b>	2024	1	1	1	-	-	-	-	-	-	-	-	-	3	200%	3
	2023	-	1	-	2	-	-	-	1	1	-	1	-	1	▲	6
<b>Felonies and Related Matters</b>	2024	108	55	41	-	-	-	-	-	-	-	-	-	204	-24%	204
	2023	61	144	65	124	156	53	63	87	98	39	82	50	270	▼	1,022
<b>General Civil - Level 1</b>	2024	-	-	-	-	-	-	-	-	-	-	-	-	0	-100%	0
	2023	-	1	-	-	-	1	-	-	1	-	-	-	1	▼	3
<b>General Civil - Level 2</b>	2024	3	1	3	-	-	-	-	-	-	-	-	-	7	-30%	7
	2023	4	5	1	1	1	1	2	3	3	1	4	1	10	▼	27
<b>General Civil - Level 3</b>	2024	4	5	3	-	-	-	-	-	-	-	-	-	12	50%	12
	2023	-	6	2	3	4	4	2	8	6	5	3	2	8	▲	45
<b>Miscellaneous Civil</b>	2024	113	106	85	-	-	-	-	-	-	-	-	-	304	-30%	304
	2023	104	171	157	136	104	97	81	85	86	96	71	66	432	▼	1,254
<b>Misdemeanor</b>	2024	36	16	20	-	-	-	-	-	-	-	-	-	72	6%	72
	2023	2	41	25	24	38	7	20	22	22	19	18	8	68	▲	246
<b>Other</b>	2024	2	-	-	-	-	-	-	-	-	-	-	-	2	100%	2
	2023	-	-	1	-	-	-	1	1	1	-	-	-	1	▲	4
<b>Other Criminally Related Matters</b>	2024	1	2	4	-	-	-	-	-	-	-	-	-	7	-42%	7
	2023	4	3	5	7	6	6	4	3	4	2	1	1	12	▼	46
<b>Probates/Wills &amp; Trusts - Level 1</b>	2024	-	-	-	-	-	-	-	-	-	-	-	-	0	0	0
	2023	-	-	-	-	-	-	-	1	-	-	-	-	0	↔	1
<b>Probates/Wills &amp; Trusts - Level 2</b>	2024	2	2	-	-	-	-	-	-	-	-	-	-	4	33%	4
	2023	-	3	-	2	3	1	3	-	2	1	2	-	3	▲	17
<b>Uncontested Divorce</b>	2024	3	7	6	-	-	-	-	-	-	-	-	-	16	60%	16
	2023	7	1	2	5	4	10	13	8	4	5	4	9	10	▲	72

Dashboard

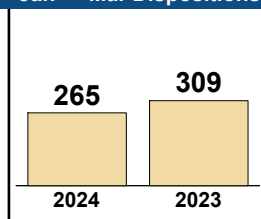
**Court:** Radford Circuit  
**Start/End Date:** Jan-23 / Mar-24  
**2023 Average Month:** 91  
**Jan-Mar 2023:** 309  
**Dispositions Trending:** ▼

**Circuit/Court ID:** 27 227750  
**Type of Case:** Dispositions  
**2024 Average Month:**88  
**Jan-Mar 2024 :** 265  
**Overall AVG. Month:** 91

Monthly Dispositions Summary



Jan --- Mar Dispositions



Dispositions by Division

Divisions		Jan	Feb	Mar	Apr	May	Jun	Jul	Aug	Sep	Oct	Nov	Dec	Thru Mar	% Change	Total
<b>Total</b>	2024	80	82	103	-	-	-	-	-	-	-	-	-	265	-14%	265
	2023	128	95	86	72	84	76	72	110	152	77	68	77	309	▼	1,097
<b>Civil</b>	2024	8	4	10	-	-	-	-	-	-	-	-	-	22	0%	22
	2023	16	1	5	10	18	6	8	12	8	4	5	5	22	↔	98
<b>Criminal</b>	2024	41	44	73	-	-	-	-	-	-	-	-	-	158	-20%	158
	2023	73	70	54	39	32	40	33	70	121	57	40	51	197	▼	680
<b>Concealed Handgun Permits</b>	2024	27	28	15	-	-	-	-	-	-	-	-	-	70	1%	70
	2023	32	19	18	18	19	26	18	20	19	13	19	16	69	▲	237
<b>Miscellaneous/ Other</b>	2024	4	6	5	-	-	-	-	-	-	-	-	-	15	-29%	15
	2023	7	5	9	5	15	4	12	7	4	3	4	5	21	▼	80
<b>Others</b>	2024	-	-	-	-	-	-	-	-	-	-	-	-	0	0	0
	2023	-	-	-	-	-	-	1	1	-	-	-	-	0	↔	2

Dispositions by Case Category

Case Categories		Jan	Feb	Mar	Apr	May	Jun	Jul	Aug	Sep	Oct	Nov	Dec	Thru Mar	% Change	Total
<b>Capital Murder</b>	2024	-	-	-	-	-	-	-	-	-	-	-	-	0	0	0
	2023	-	-	-	-	-	-	-	-	-	1	-	-	0	↔	1
<b>Contested Divorce</b>	2024	2	-	-	-	-	-	-	-	-	-	-	-	2	-33%	2
	2023	2	-	1	-	4	-	-	1	1	2	1	-	3	▼	12
<b>Domestic and Family - Level 1</b>	2024	-	3	6	-	-	-	-	-	-	-	-	-	9	-10%	9
	2023	10	-	-	6	2	2	-	9	2	-	2	-	10	▼	33
<b>Domestic and Family - Level 2</b>	2024	-	-	1	-	-	-	-	-	-	-	-	-	1	0%	1
	2023	-	1	-	3	1	1	3	-	-	-	1	-	1	↔	10
<b>Felonies and Related Matters</b>	2024	30	29	52	-	-	-	-	-	-	-	-	-	111	-20%	111
	2023	55	52	32	30	19	26	22	50	99	39	26	40	139	▼	490
<b>General Civil - Level 2</b>	2024	1	1	1	-	-	-	-	-	-	-	-	-	3	-40%	3
	2023	2	-	3	-	3	-	2	-	1	1	1	4	5	▼	17
<b>General Civil - Level 3</b>	2024	4	-	3	-	-	-	-	-	-	-	-	-	7	600%	7
	2023	-	-	1	-	8	-	1	-	-	-	-	-	1	▲	10
<b>Miscellaneous Civil</b>	2024	30	34	17	-	-	-	-	-	-	-	-	-	81	-6%	81
	2023	38	23	25	23	29	30	30	26	23	15	23	20	86	▼	305
<b>Misdemeanor</b>	2024	8	15	19	-	-	-	-	-	-	-	-	-	42	-22%	42
	2023	15	18	21	7	12	13	7	20	21	15	13	11	54	▼	173
<b>Other</b>	2024	-	-	-	-	-	-	-	-	-	-	-	-	0	0	0
	2023	-	-	-	-	-	-	1	2	-	-	-	-	0	↔	3
<b>Other Criminally Related Matters</b>	2024	3	-	2	-	-	-	-	-	-	-	-	-	5	25%	5
	2023	3	-	1	2	1	1	4	1	1	2	1	-	4	▲	17
<b>Probates/Wills &amp; Trusts - Level 1</b>	2024	-	-	-	-	-	-	-	-	-	-	-	-	0	0	0
	2023	-	-	-	-	-	-	1	-	-	-	-	-	0	↔	1
<b>Probates/Wills &amp; Trusts - Level 2</b>	2024	-	-	-	-	-	-	-	-	-	-	-	-	0	0	0
	2023	-	-	-	-	-	1	-	-	-	-	-	-	0	↔	1
<b>Protective Orders</b>	2024	-	-	-	-	-	-	-	-	-	-	-	-	0	0	0
	2023	-	-	-	-	-	-	-	-	1	1	-	-	0	↔	2
<b>Uncontested Divorce</b>	2024	2	-	2	-	-	-	-	-	-	-	-	-	4	-33%	4
	2023	3	1	2	1	5	2	1	1	3	1	-	2	6	▼	22

# CPSS-CCMS-10.11 CASELOAD STATISTICS OF THE CIRCUIT COURTS

Smyth

January 2023 -- March 2024 Dispositions

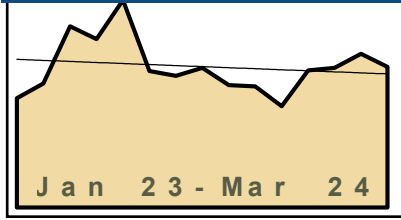
Alexandria and Fairfax Circuit are not Included in State Totals

## Dashboard

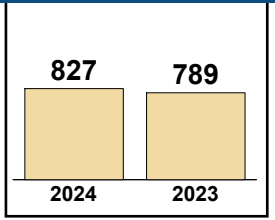
**Court:** Smyth Circuit  
**Start/End Date:** Jan-23 / Mar-24  
**2023 Average Month:** 267  
**Jan-Mar 2023:** 789  
**Dispositions Trending:** ▲

**Circuit/Court ID:** 28 228173  
**Type of Case:** Dispositions  
**2024 Average Month:** 276  
**Jan-Mar 2024 :** 827  
**Overall AVG. Month:** 268

## Monthly Dispositions Summary



## Jan --- Mar Dispositions



## Dispositions by Division

Divisions		Jan	Feb	Mar	Apr	May	Jun	Jul	Aug	Sep	Oct	Nov	Dec	Thru Mar	% Change	Total
<b>Total</b>	2024	266	293	268	-	-	-	-	-	-	-	-	-	827	5%	827
	2023	208	236	345	321	395	260	251	266	233	231	193	261	789	▲	3,200
<b>Civil</b>	2024	9	26	36	-	-	-	-	-	-	-	-	-	71	8%	71
	2023	22	16	28	25	32	22	23	32	46	66	28	19	66	▲	359
<b>Criminal</b>	2024	69	123	61	-	-	-	-	-	-	-	-	-	253	14%	253
	2023	42	71	109	95	86	121	112	111	71	58	60	57	222	▲	993
<b>Concealed Handgun Permits</b>	2024	70	84	107	-	-	-	-	-	-	-	-	-	261	-15%	261
	2023	84	74	149	140	219	62	64	67	65	44	55	55	307	▼	1,078
<b>Miscellaneous/ Other</b>	2024	111	48	55	-	-	-	-	-	-	-	-	-	214	29%	214
	2023	57	67	42	57	47	46	51	44	41	58	39	120	166	▲	669
<b>Others</b>	2024	7	12	9	-	-	-	-	-	-	-	-	-	28	0%	28
	2023	3	8	17	4	11	9	1	12	10	5	11	10	28	↔	101

## Dispositions by Case Category

Case Categories		Jan	Feb	Mar	Apr	May	Jun	Jul	Aug	Sep	Oct	Nov	Dec	Thru Mar	% Change	Total
<b>Administrative Law</b>	2024	-	-	-	-	-	-	-	-	-	-	-	-	0	0%	0
	2023	-	-	-	-	-	-	-	-	1	1	-	-	0	↔	2
<b>Contested Divorce</b>	2024	2	1	6	-	-	-	-	-	-	-	-	-	9	13%	9
	2023	6	1	1	4	2	1	5	4	11	11	3	2	8	▲	51
<b>Domestic and Family - Level 1</b>	2024	1	12	2	-	-	-	-	-	-	-	-	-	15	-6%	15
	2023	-	2	14	6	10	-	3	2	1	3	-	3	16	▼	44
<b>Domestic and Family - Level 2</b>	2024	1	-	2	-	-	-	-	-	-	-	-	-	3	-57%	3
	2023	3	3	1	1	2	2	2	6	2	9	6	1	7	▼	38
<b>Felonies and Related Matters</b>	2024	62	90	53	-	-	-	-	-	-	-	-	-	205	10%	205
	2023	32	62	93	73	69	100	97	79	42	34	41	34	187	▲	756
<b>General Civil - Level 1</b>	2024	-	-	2	-	-	-	-	-	-	-	-	-	2	2%	2
	2023	-	-	-	-	2	-	1	-	-	1	-	1	0	↔	5
<b>General Civil - Level 2</b>	2024	4	1	7	-	-	-	-	-	-	-	-	-	12	140%	12
	2023	1	1	3	3	3	5	2	4	4	13	8	2	5	▲	49
<b>General Civil - Level 3</b>	2024	2	6	8	-	-	-	-	-	-	-	-	-	16	100%	16
	2023	-	4	4	-	4	6	2	9	5	9	1	2	8	▲	46
<b>Miscellaneous Civil</b>	2024	77	97	123	-	-	-	-	-	-	-	-	-	297	-13%	297
	2023	90	89	161	148	235	71	82	79	74	59	62	83	340	▼	1,233
<b>Misdemeanor</b>	2024	7	33	8	-	-	-	-	-	-	-	-	-	48	45%	48
	2023	9	9	15	18	17	21	13	28	28	15	19	18	33	▲	210
<b>Other</b>	2024	107	44	45	-	-	-	-	-	-	-	-	-	196	27%	196
	2023	53	58	43	53	41	43	33	43	40	39	42	101	154	▲	589
<b>Other Criminally Related Matters</b>	2024	-	-	-	-	-	-	-	-	-	-	-	-	0	-100%	0
	2023	1	-	1	4	-	-	3	4	1	9	-	5	2	▼	28
<b>Probates/Wills &amp; Trusts - Level 2</b>	2024	-	1	4	-	-	-	-	-	-	-	-	-	5	-50%	5
	2023	2	4	4	2	1	1	1	2	2	3	1	1	10	▼	24
<b>Uncontested Divorce</b>	2024	3	8	8	-	-	-	-	-	-	-	-	-	19	0%	19
	2023	11	3	5	9	9	10	7	6	22	25	10	8	19	↔	125


This report reflects data in the case management system. Numbers will update accordingly as reports are refreshed and posted.

Dashboard

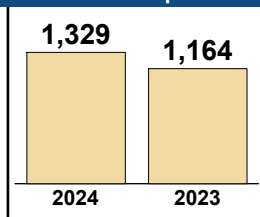
**Court:** Washington Circuit  
**Start/End Date:** Jan-23 / Mar-24  
**2023 Average Month:** 424  
**Jan-Mar 2023:** 1,164  
**Dispositions Trending:** ▲

**Circuit/Court ID:** 28 228191  
**Type of Case:** Dispositions  
**2024 Average Month:** 443  
**Jan-Mar 2024 :** 1,329  
**Overall AVG. Month:** 428

Monthly Dispositions Summary



Jan --- Mar Dispositions



Dispositions by Division

Divisions		Jan	Feb	Mar	Apr	May	Jun	Jul	Aug	Sep	Oct	Nov	Dec	Thru Mar	% Change	Total
<b>Total</b>	2024	323	610	396	-	-	-	-	-	-	-	-	-	1,329	14%	1,329
	2023	340	387	437	434	329	577	513	446	382	371	334	540	1,164	▲	5,090
<b>Civil</b>	2024	30	20	20	-	-	-	-	-	-	-	-	-	70	-33%	70
	2023	37	27	40	44	50	47	40	50	79	28	28	20	104	▼	490
<b>Criminal</b>	2024	142	208	156	-	-	-	-	-	-	-	-	-	506	10%	506
	2023	118	154	190	119	135	211	260	209	107	128	191	113	462	▲	1,935
<b>Concealed Handgun Permits</b>	2024	80	192	181	-	-	-	-	-	-	-	-	-	453	9%	453
	2023	127	153	137	218	83	263	145	96	124	159	55	233	417	▲	1,793
<b>Miscellaneous/ Other</b>	2024	66	184	39	-	-	-	-	-	-	-	-	-	289	60%	289
	2023	58	53	70	53	61	56	68	91	71	55	58	170	181	▲	864
<b>Others</b>	2024	5	6	-	-	-	-	-	-	-	-	-	-	11	11	11
	2023	-	-	-	-	-	-	-	-	1	1	2	4	0	↔	8

Dispositions by Case Category

Case Categories		Jan	Feb	Mar	Apr	May	Jun	Jul	Aug	Sep	Oct	Nov	Dec	Thru Mar	% Change	Total
<b>Administrative Law</b>	2024	-	-	-	-	-	-	-	-	-	-	-	-	0	0	0
	2023	-	-	-	-	-	-	-	-	3	-	-	-	0	↔	3
<b>Capital Murder</b>	2024	-	-	-	-	-	-	-	-	-	-	-	-	0	-100%	0
	2023	3	-	-	-	-	-	-	-	-	1	-	-	3	▼	4
<b>Contested Divorce</b>	2024	3	-	2	-	-	-	-	-	-	-	-	-	5	-44%	5
	2023	2	2	5	3	4	2	2	3	8	4	4	2	9	▼	41
<b>Domestic and Family - Level 1</b>	2024	5	-	-	-	-	-	-	-	-	-	-	-	5	-62%	5
	2023	7	1	5	7	16	5	4	1	1	12	-	-	13	▼	59
<b>Domestic and Family - Level 2</b>	2024	-	3	-	-	-	-	-	-	-	-	-	-	3	-70%	3
	2023	4	4	2	6	5	3	2	2	6	2	-	2	10	▼	38
<b>Felonies and Related Matters</b>	2024	105	153	128	-	-	-	-	-	-	-	-	-	386	5%	386
	2023	102	128	139	96	109	164	229	153	77	95	119	90	369	▲	1,501
<b>General Civil - Level 1</b>	2024	-	-	-	-	-	-	-	-	-	-	-	-	0	-100%	0
	2023	1	-	-	2	-	1	2	-	-	-	-	-	1	▼	6
<b>General Civil - Level 2</b>	2024	11	6	3	-	-	-	-	-	-	-	-	-	20	-20%	20
	2023	10	8	7	9	4	8	5	13	16	2	6	2	25	▼	90
<b>General Civil - Level 3</b>	2024	3	2	1	-	-	-	-	-	-	-	-	-	6	-33%	6
	2023	1	3	5	2	2	12	5	12	13	3	-	1	9	▼	59
<b>Miscellaneous Civil</b>	2024	99	214	196	-	-	-	-	-	-	-	-	-	509	7%	509
	2023	144	172	159	241	113	293	179	136	149	175	73	248	475	▲	2,082
<b>Misdemeanor</b>	2024	25	54	28	-	-	-	-	-	-	-	-	-	107	34%	107
	2023	12	25	43	20	25	39	30	37	30	32	72	19	80	▲	384
<b>Other</b>	2024	53	171	26	-	-	-	-	-	-	-	-	-	250	100%	250
	2023	44	34	47	30	36	30	36	52	43	38	48	165	125	▲	603
<b>Other Criminally Related Matters</b>	2024	12	2	-	-	-	-	-	-	-	-	-	-	14	8%	14
	2023	3	1	9	3	3	8	1	19	-	-	-	4	13	▲	51
<b>Probates/Wills &amp; Trusts - Level 1</b>	2024	-	-	1	-	-	-	-	-	-	-	-	-	1	0%	1
	2023	-	-	1	-	-	2	-	1	6	1	-	-	1	↔	11
<b>Probates/Wills &amp; Trusts - Level 2</b>	2024	2	1	5	-	-	-	-	-	-	-	-	-	8	100%	8
	2023	2	-	2	4	2	1	3	4	3	-	1	1	4	▲	23
<b>Protective Orders</b>	2024	-	1	2	-	-	-	-	-	-	-	-	-	3	0%	3
	2023	-	2	1	-	-	-	2	4	-	1	1	-	3	↔	11
<b>Uncontested Divorce</b>	2024	5	3	4	-	-	-	-	-	-	-	-	-	12	-50%	12
	2023	5	7	12	11	10	9	13	9	27	5	10	6	24	▼	124

This report reflects data in the case management system. Numbers will update accordingly as reports are refreshed and posted.

# CPSS-CCMS-10.11 CASELOAD STATISTICS OF THE CIRCUIT COURTS

Bristol

January 2023 -- March 2024 Dispositions

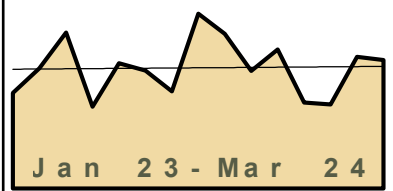
Alexandria and Fairfax Circuit are not Included in State Totals

## Dashboard

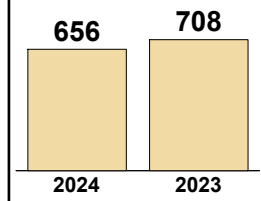
**Court:** Bristol Circuit  
**Start/End Date:** Jan-23 / Mar-24  
**2023 Average Month:** 233  
**Jan-Mar 2023:** 708  
**Dispositions Trending:** ▼

**Circuit/Court ID:** 28 228520  
**Type of Case:** Dispositions  
**2024 Average Month:** 219  
**Jan-Mar 2024 :** 656  
**Overall AVG. Month:** 230

## Monthly Dispositions Summary



## Jan --- Mar Dispositions



## Dispositions by Division

Divisions		Jan	Feb	Mar	Apr	May	Jun	Jul	Aug	Sep	Oct	Nov	Dec	Thru Mar	% Change	Total
<b>Total</b>	2024	160	251	245	-	-	-	-	-	-	-	-	-	656	-7%	656
	2023	182	229	297	156	239	225	185	333	295	224	265	164	708	▼	2,794
<b>Civil</b>	2024	18	28	22	-	-	-	-	-	-	-	-	-	68	48%	68
	2023	13	19	14	15	16	12	16	23	15	10	14	18	46	▲	185
<b>Criminal</b>	2024	64	172	154	-	-	-	-	-	-	-	-	-	390	-5%	390
	2023	98	120	192	69	150	99	58	224	232	115	175	95	410	▼	1,627
<b>Concealed Handgun Permits</b>	2024	24	7	36	-	-	-	-	-	-	-	-	-	67	-35%	67
	2023	24	35	44	29	27	6	33	19	12	16	12	17	103	▼	274
<b>Miscellaneous/ Other</b>	2024	54	44	33	-	-	-	-	-	-	-	-	-	131	-11%	131
	2023	47	54	47	42	46	107	78	67	36	83	64	34	148	▼	705
<b>Others</b>	2024	-	-	-	-	-	-	-	-	-	-	-	-	0	-100%	0
	2023	-	1	-	1	-	1	-	-	-	-	-	-	1	▼	3

## Dispositions by Case Category

Case Categories		Jan	Feb	Mar	Apr	May	Jun	Jul	Aug	Sep	Oct	Nov	Dec	Thru Mar	% Change	Total
<b>Administrative Law</b>	2024	-	-	-	-	-	-	-	-	-	-	-	-	0	0	0
	2023	-	-	-	-	-	1	-	-	1	1	-	-	0	↔	3
<b>Contested Divorce</b>	2024	2	3	3	-	-	-	-	-	-	-	-	-	8	60%	8
	2023	2	1	2	-	1	1	1	2	2	3	-	1	5	▲	16
<b>Domestic and Family - Level 1</b>	2024	5	6	1	-	-	-	-	-	-	-	-	-	12	12	12
	2023	-	-	-	6	-	5	1	-	1	-	1	6	0	↔	20
<b>Domestic and Family - Level 2</b>	2024	1	1	1	-	-	-	-	-	-	-	-	-	3	200%	3
	2023	1	-	-	1	4	6	-	3	-	1	1	1	1	▲	18
<b>Felonies and Related Matters</b>	2024	53	134	111	-	-	-	-	-	-	-	-	-	298	-7%	298
	2023	80	89	153	47	124	78	43	176	193	82	137	71	322	▼	1,273
<b>General Civil - Level 1</b>	2024	-	-	-	-	-	-	-	-	-	-	-	-	0	0	0
	2023	-	-	-	-	1	-	-	1	-	-	-	-	0	↔	2
<b>General Civil - Level 2</b>	2024	2	2	1	-	-	-	-	-	-	-	-	-	5	-50%	5
	2023	5	2	3	2	3	2	7	4	1	2	4	2	10	▼	37
<b>General Civil - Level 3</b>	2024	1	3	6	-	-	-	-	-	-	-	-	-	10	0%	10
	2023	4	2	4	3	3	14	1	7	1	17	6	2	10	↔	64
<b>Miscellaneous Civil</b>	2024	53	26	49	-	-	-	-	-	-	-	-	-	128	-6%	128
	2023	39	45	52	48	46	62	78	56	20	50	31	38	136	▼	565
<b>Misdemeanor</b>	2024	10	35	43	-	-	-	-	-	-	-	-	-	88	13%	88
	2023	16	25	37	18	26	16	9	38	37	29	38	12	78	▲	301
<b>Other</b>	2024	26	25	21	-	-	-	-	-	-	-	-	-	72	-37%	72
	2023	29	47	38	23	27	33	34	28	30	31	41	13	114	▼	374
<b>Other Criminally Related Matters</b>	2024	1	3	-	-	-	-	-	-	-	-	-	-	4	-60%	4
	2023	2	6	2	4	-	5	6	10	2	4	-	13	10	▼	54
<b>Probates/Wills &amp; Trusts - Level 2</b>	2024	1	2	-	-	-	-	-	-	-	-	-	-	3	200%	3
	2023	-	-	1	-	-	1	-	-	1	1	-	2	1	▲	6
<b>Uncontested Divorce</b>	2024	5	11	9	-	-	-	-	-	-	-	-	-	25	19%	25
	2023	4	12	5	4	4	1	5	8	6	3	6	3	21	▲	61

Dashboard				Monthly Dispositions Summary				Jan --- Mar Dispositions							
<b>Court:</b> Buchanan Circuit <b>Start/End Date:</b> Jan-23 / Mar-24 <b>2023 Average Month:</b> 227 <b>Jan-Mar 2023:</b> 760 <b>Dispositions Trending:</b> ↔		<b>Circuit/Court ID:</b> 29 229027 <b>Type of Case:</b> Dispositions <b>2024 Average Month:</b> 254 <b>Jan-Mar 2024 :</b> 762 <b>Overall AVG. Month:</b> 232		<p style="text-align: center; font-weight: bold;">Jan 23 - Mar 24</p>				<table border="1" style="margin: auto;"> <tr> <td style="text-align: center; width: 50px;">762</td> <td style="text-align: center; width: 50px;">760</td> </tr> <tr> <td style="text-align: center;">2024</td> <td style="text-align: center;">2023</td> </tr> </table>				762	760	2024	2023
762	760														
2024	2023														

Dispositions by Division																
Divisions		Jan	Feb	Mar	Apr	May	Jun	Jul	Aug	Sep	Oct	Nov	Dec	Thru Mar	% Change	Total
<b>Total</b>	2024	205	268	289	-	-	-	-	-	-	-	-	-	762	0%	762
	2023	233	203	324	217	206	225	179	341	135	237	173	246	760	▲	2,719
<b>Civil</b>	2024	6	16	15	-	-	-	-	-	-	-	-	-	37	-29%	37
	2023	14	18	20	13	19	9	11	18	2	12	8	8	52	▼	152
<b>Criminal</b>	2024	137	180	208	-	-	-	-	-	-	-	-	-	525	4%	525
	2023	173	130	202	152	87	157	113	261	80	145	132	184	505	▲	1,816
<b>Concealed Handgun Permits</b>	2024	53	56	55	-	-	-	-	-	-	-	-	-	164	-4%	164
	2023	40	44	86	48	90	50	50	54	51	53	30	45	170	▼	641
<b>Miscellaneous/ Other</b>	2024	9	16	11	-	-	-	-	-	-	-	-	-	36	9%	36
	2023	6	11	16	4	10	9	5	8	2	27	3	9	33	▲	110

Dispositions by Case Category																
Case Categories		Jan	Feb	Mar	Apr	May	Jun	Jul	Aug	Sep	Oct	Nov	Dec	Thru Mar	% Change	Total
<b>Administrative Law</b>	2024	-	-	-	-	-	-	-	-	-	-	-	-	0	0	0
	2023	-	-	-	-	1	-	-	-	-	-	-	-	-	0	↔
<b>Capital Murder</b>	2024	-	2	-	-	-	-	-	-	-	-	-	-	2	2	2
	2023	-	-	-	-	-	-	-	-	-	-	-	-	-	0	↔
<b>Contested Divorce</b>	2024	-	-	2	-	-	-	-	-	-	-	-	-	2	0%	2
	2023	-	-	2	1	1	1	1	3	1	3	-	1	2	↔	14
<b>Domestic and Family - Level 1</b>	2024	-	6	1	-	-	-	-	-	-	-	-	-	7	-42%	7
	2023	4	2	6	1	5	-	4	3	-	2	-	-	12	▼	27
<b>Domestic and Family - Level 2</b>	2024	1	1	1	-	-	-	-	-	-	-	-	-	3	-50%	3
	2023	1	5	-	2	2	1	1	3	-	1	2	-	6	▼	18
<b>Felonies and Related Matters</b>	2024	107	140	155	-	-	-	-	-	-	-	-	-	402	13%	402
	2023	120	80	157	103	64	119	81	193	69	114	86	154	357	▲	1,340
<b>General Civil - Level 1</b>	2024	-	2	-	-	-	-	-	-	-	-	-	-	2	2	2
	2023	-	-	-	-	-	-	1	-	-	-	-	-	0	↔	1
<b>General Civil - Level 2</b>	2024	2	2	7	-	-	-	-	-	-	-	-	-	11	-8%	11
	2023	4	4	4	7	6	6	-	7	-	5	4	3	12	▼	50
<b>General Civil - Level 3</b>	2024	1	4	-	-	-	-	-	-	-	-	-	-	5	25%	5
	2023	1	-	3	-	-	4	1	1	-	1	1	1	4	▲	13
<b>Miscellaneous Civil</b>	2024	61	69	63	-	-	-	-	-	-	-	-	-	193	-3%	193
	2023	45	55	99	52	99	55	55	60	53	77	31	50	199	▼	731
<b>Misdemeanor</b>	2024	30	35	46	-	-	-	-	-	-	-	-	-	111	-4%	111
	2023	45	38	33	38	19	38	27	53	10	30	42	28	116	▼	401
<b>Other</b>	2024	-	-	-	-	-	-	-	-	-	-	-	-	0	-100%	0
	2023	1	-	-	-	-	-	-	1	-	-	-	-	1	▼	2
<b>Other Criminally Related Matters</b>	2024	-	3	7	-	-	-	-	-	-	-	-	-	10	-69%	10
	2023	8	12	12	11	4	-	5	15	1	1	4	2	32	▼	75
<b>Probates/Wills &amp; Trusts - Level 1</b>	2024	-	1	-	-	-	-	-	-	-	-	-	-	1	1	1
	2023	-	-	-	-	-	-	1	-	-	-	-	-	0	↔	1
<b>Probates/Wills &amp; Trusts - Level 2</b>	2024	-	1	-	-	-	-	-	-	-	-	-	-	1	1	1
	2023	-	-	-	-	2	-	1	-	-	-	-	1	0	↔	4
<b>Protective Orders</b>	2024	1	-	2	-	-	-	-	-	-	-	-	-	3	200%	3
	2023	-	-	1	-	-	-	-	-	-	-	-	2	1	▲	3
<b>Uncontested Divorce</b>	2024	2	2	5	-	-	-	-	-	-	-	-	-	9	-50%	9
	2023	4	7	7	2	3	1	1	2	1	3	3	4	18	▼	38

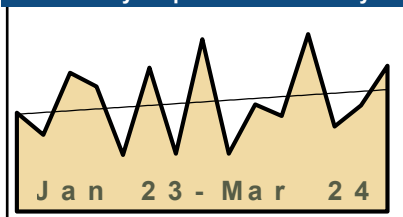


Dashboard

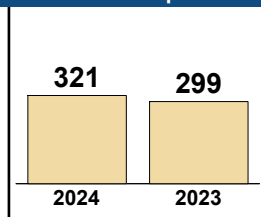
**Court:** Dickenson Circuit  
**Start/End Date:** Jan-23 / Mar-24  
**2023 Average Month:** 104  
**Jan-Mar 2023:** 299  
**Dispositions Trending:** ▲

**Circuit/Court ID:** 29 229051  
**Type of Case:** Dispositions  
**2024 Average Month:** 107  
**Jan-Mar 2024 :** 321  
**Overall AVG. Month:** 104

Monthly Dispositions Summary



Jan --- Mar Dispositions



Dispositions by Division

Divisions		Jan	Feb	Mar	Apr	May	Jun	Jul	Aug	Sep	Oct	Nov	Dec	Thru Mar	% Change	Total
<b>Total</b>	2024	81	101	139	-	-	-	-	-	-	-	-	-	321	7%	321
	2023	94	73	132	119	54	137	55	164	55	102	91	169	299	▲	1,245
<b>Civil</b>	2024	2	1	6	-	-	-	-	-	-	-	-	-	9	-75%	9
	2023	13	6	17	8	13	6	9	16	2	13	7	7	36	▼	117
<b>Criminal</b>	2024	38	45	69	-	-	-	-	-	-	-	-	-	152	24%	152
	2023	45	25	53	73	14	98	22	100	22	29	45	91	123	▲	617
<b>Concealed Handgun Permits</b>	2024	36	41	46	-	-	-	-	-	-	-	-	-	123	4%	123
	2023	31	34	53	36	21	24	19	31	19	46	31	35	118	▲	380
<b>Miscellaneous/ Other</b>	2024	5	14	18	-	-	-	-	-	-	-	-	-	37	68%	37
	2023	5	8	9	2	6	8	5	17	12	14	8	36	22	▲	130
<b>Others</b>	2024	-	-	-	-	-	-	-	-	-	-	-	-	0	0	0
	2023	-	-	-	-	-	1	-	-	-	-	-	-	0	↔	1

Dispositions by Case Category

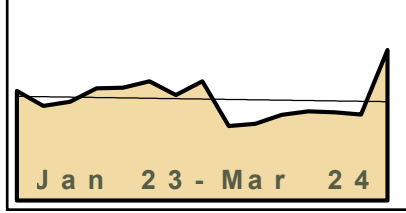
Case Categories		Jan	Feb	Mar	Apr	May	Jun	Jul	Aug	Sep	Oct	Nov	Dec	Thru Mar	% Change	Total
<b>Contested Divorce</b>	2024	-	1	2	-	-	-	-	-	-	-	-	-	3	0%	3
	2023	2	1	-	-	1	1	2	2	-	4	1	2	3	↔	16
<b>Domestic and Family - Level 1</b>	2024	-	-	-	-	-	-	-	-	-	-	-	-	0	-100%	0
	2023	4	-	2	-	-	3	2	1	-	-	2	-	6	▼	14
<b>Domestic and Family - Level 2</b>	2024	-	-	-	-	-	-	-	-	-	-	-	-	0	-100%	0
	2023	-	1	1	2	-	-	-	4	2	-	-	-	2	▼	10
<b>Felonies and Related Matters</b>	2024	23	41	50	-	-	-	-	-	-	-	-	-	114	7%	114
	2023	38	22	47	59	11	87	14	80	19	26	33	76	107	▲	512
<b>General Civil - Level 2</b>	2024	-	-	1	-	-	-	-	-	-	-	-	-	1	-75%	1
	2023	-	1	3	1	4	-	-	1	-	1	2	3	4	▼	16
<b>General Civil - Level 3</b>	2024	1	-	2	-	-	-	-	-	-	-	-	-	3	-57%	3
	2023	3	2	2	1	1	-	3	-	-	2	-	1	7	▼	15
<b>Miscellaneous Civil</b>	2024	39	43	49	-	-	-	-	-	-	-	-	-	131	7%	131
	2023	32	36	55	37	22	25	20	33	22	53	35	38	123	▲	408
<b>Misdemeanor</b>	2024	15	4	18	-	-	-	-	-	-	-	-	-	37	147%	37
	2023	7	3	5	14	3	10	5	18	2	3	10	15	15	▲	95
<b>Other</b>	2024	2	12	15	-	-	-	-	-	-	-	-	-	29	81%	29
	2023	5	6	5	1	5	8	4	16	9	7	4	31	16	▲	101
<b>Other Criminally Related Matters</b>	2024	-	-	1	-	-	-	-	-	-	-	-	-	1	0%	1
	2023	-	-	1	-	-	1	3	2	1	-	2	-	1	↔	10
<b>Probates/Wills &amp; Trusts - Level 2</b>	2024	1	-	-	-	-	-	-	-	-	-	-	-	1	-50%	1
	2023	-	-	2	-	-	-	-	-	1	-	1	-	2	▼	5
<b>Uncontested Divorce</b>	2024	-	-	1	-	-	-	-	-	-	-	-	-	1	-92%	1
	2023	3	1	9	4	7	2	2	6	-	5	1	3	13	▼	43

Dashboard

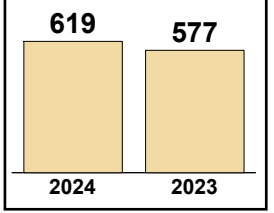
**Court:** Russell Circuit  
**Start/End Date:** Jan-23 / Mar-24  
**2023 Average Month:** 190  
**Jan-Mar 2023:** 577  
**Dispositions Trending:** ▲

**Circuit/Court ID:** 29 229167  
**Type of Case:** Dispositions  
**2024 Average Month:**206  
**Jan-Mar 2024 :** 619  
**Overall AVG. Month:** 193

Monthly Dispositions Summary



Jan --- Mar Dispositions



Dispositions by Division

Divisions		Jan	Feb	Mar	Apr	May	Jun	Jul	Aug	Sep	Oct	Nov	Dec	Thru Mar	% Change	Total
<b>Total</b>	2024	168	164	287	-	-	-	-	-	-	-	-	-	619	7%	619
	2023	209	180	188	214	215	227	201	227	142	146	163	170	577	▲	2,282
<b>Civil</b>	2024	18	15	13	-	-	-	-	-	-	-	-	-	46	2%	46
	2023	10	20	15	12	37	10	19	24	14	14	38	18	45	▲	231
<b>Criminal</b>	2024	92	62	168	-	-	-	-	-	-	-	-	-	322	10%	322
	2023	122	85	85	88	94	155	129	159	61	93	60	96	292	▲	1,227
<b>Concealed Handgun Permits</b>	2024	52	85	102	-	-	-	-	-	-	-	-	-	239	5%	239
	2023	73	74	80	108	69	59	50	40	62	35	47	52	227	▲	749
<b>Miscellaneous/ Other</b>	2024	6	2	4	-	-	-	-	-	-	-	-	-	12	-8%	12
	2023	4	1	8	6	15	3	3	4	5	4	18	4	13	▼	75

Dispositions by Case Category

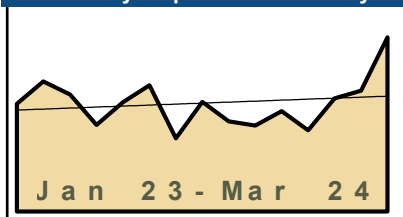
Case Categories		Jan	Feb	Mar	Apr	May	Jun	Jul	Aug	Sep	Oct	Nov	Dec	Thru Mar	% Change	Total
<b>Contested Divorce</b>	2024	2	3	3	-	-	-	-	-	-	-	-	-	8	14%	8
	2023	1	3	3	2	8	-	2	1	4	3	6	4	7	▲	37
<b>Domestic and Family - Level 1</b>	2024	3	-	-	-	-	-	-	-	-	-	-	-	3	-25%	3
	2023	1	-	3	-	4	-	2	-	1	1	6	-	4	▼	18
<b>Domestic and Family - Level 2</b>	2024	1	2	1	-	-	-	-	-	-	-	-	-	4	-33%	4
	2023	1	3	2	1	-	-	3	-	1	2	-	3	6	▼	16
<b>Felonies and Related Matters</b>	2024	57	32	120	-	-	-	-	-	-	-	-	-	209	0%	209
	2023	91	52	67	72	73	130	108	128	56	71	41	59	210	▼	948
<b>General Civil - Level 1</b>	2024	-	1	-	-	-	-	-	-	-	-	-	-	1	1	1
	2023	-	-	-	-	-	-	-	1	-	-	-	-	0	↔	1
<b>General Civil - Level 2</b>	2024	1	-	2	-	-	-	-	-	-	-	-	-	3	0%	3
	2023	-	1	2	2	8	1	1	3	1	1	8	1	3	↔	29
<b>General Civil - Level 3</b>	2024	9	7	2	-	-	-	-	-	-	-	-	-	18	125%	18
	2023	1	6	1	2	9	5	2	13	-	3	3	4	8	▲	49
<b>Miscellaneous Civil</b>	2024	57	87	105	-	-	-	-	-	-	-	-	-	249	4%	249
	2023	77	75	87	114	79	62	53	43	67	37	59	56	239	▲	809
<b>Misdemeanor</b>	2024	32	25	44	-	-	-	-	-	-	-	-	-	101	28%	101
	2023	31	31	17	15	12	25	20	29	4	19	17	35	79	▲	255
<b>Other</b>	2024	1	-	-	-	-	-	-	-	-	-	-	-	1	1	1
	2023	-	-	-	-	1	-	-	-	-	-	-	-	0	↔	1
<b>Other Criminally Related Matters</b>	2024	3	5	4	-	-	-	-	-	-	-	-	-	12	300%	12
	2023	-	2	1	1	9	1	1	2	1	3	2	2	3	▲	25
<b>Probates/Wills &amp; Trusts - Level 1</b>	2024	-	-	-	-	-	-	-	-	-	-	-	-	0	0	0
	2023	-	-	-	-	-	-	-	-	-	-	-	1	0	↔	1
<b>Probates/Wills &amp; Trusts - Level 2</b>	2024	-	-	-	-	-	-	-	-	-	-	-	-	0	-100%	0
	2023	-	2	-	-	2	3	2	1	2	2	1	-	2	▼	15
<b>Uncontested Divorce</b>	2024	2	2	6	-	-	-	-	-	-	-	-	-	10	-38%	10
	2023	6	5	5	5	10	-	7	6	5	4	19	6	16	▼	78

Dashboard

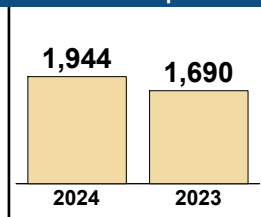
**Court:** Tazewell Circuit  
**Start/End Date:** Jan-23 / Mar-24  
**2023 Average Month:** 483  
**Jan-Mar 2023:** 1,690  
**Dispositions Trending:** ▲

**Circuit/Court ID:** 29 229185  
**Type of Case:** Dispositions  
**2024 Average Month:** 648  
**Jan-Mar 2024 :** 1,944  
**Overall AVG. Month:** 516

Monthly Dispositions Summary



Jan --- Mar Dispositions



Dispositions by Division

Divisions		Jan	Feb	Mar	Apr	May	Jun	Jul	Aug	Sep	Oct	Nov	Dec	Thru Mar	% Change	Total
<b>Total</b>	2024	539	575	830	-	-	-	-	-	-	-	-	-	1,944	15%	1,944
	2023	513	620	557	413	521	602	349	522	429	410	478	387	1,690	▲	5,801
<b>Civil</b>	2024	43	78	17	-	-	-	-	-	-	-	-	-	138	-6%	138
	2023	62	46	39	28	25	37	33	33	25	32	24	26	147	▼	410
<b>Criminal</b>	2024	411	303	609	-	-	-	-	-	-	-	-	-	1,323	46%	1,323
	2023	232	399	278	281	341	436	208	360	344	284	320	234	909	▲	3,717
<b>Concealed Handgun Permits</b>	2024	69	145	185	-	-	-	-	-	-	-	-	-	399	-20%	399
	2023	127	150	222	76	142	110	89	109	42	78	108	114	499	▼	1,367
<b>Miscellaneous/ Other</b>	2024	16	49	19	-	-	-	-	-	-	-	-	-	84	-38%	84
	2023	92	25	18	27	13	19	19	20	17	16	26	13	135	▼	305
<b>Others</b>	2024	-	-	-	-	-	-	-	-	-	-	-	-	0	0	0
	2023	-	-	-	1	-	-	-	-	1	-	-	-	0	↔	2

Dispositions by Case Category

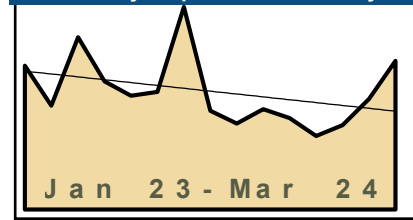
Case Categories		Jan	Feb	Mar	Apr	May	Jun	Jul	Aug	Sep	Oct	Nov	Dec	Thru Mar	% Change	Total
<b>Capital Murder</b>	2024	-	-	-	-	-	-	-	-	-	-	-	-	0	-100%	0
	2023	-	1	-	-	-	-	-	-	-	2	1	-	1	▼	4
<b>Contested Divorce</b>	2024	6	12	2	-	-	-	-	-	-	-	-	-	20	33%	20
	2023	10	2	3	8	3	6	5	7	2	7	3	6	15	▲	62
<b>Domestic and Family - Level 1</b>	2024	4	5	-	-	-	-	-	-	-	-	-	-	9	-76%	9
	2023	5	20	13	-	2	1	15	2	-	6	1	-	38	▼	65
<b>Domestic and Family - Level 2</b>	2024	4	1	5	-	-	-	-	-	-	-	-	-	10	-9%	10
	2023	6	1	4	3	1	8	1	4	3	-	3	2	11	▼	36
<b>Felonies and Related Matters</b>	2024	259	218	515	-	-	-	-	-	-	-	-	-	992	42%	992
	2023	159	313	226	220	263	369	128	268	264	189	249	145	698	▲	2,793
<b>General Civil - Level 1</b>	2024	-	1	-	-	-	-	-	-	-	-	-	-	1	-67%	1
	2023	1	2	-	-	1	-	-	-	1	2	-	-	3	▼	7
<b>General Civil - Level 2</b>	2024	4	15	3	-	-	-	-	-	-	-	-	-	22	-8%	22
	2023	14	6	4	5	1	4	1	6	3	2	5	5	24	▼	56
<b>General Civil - Level 3</b>	2024	4	12	-	-	-	-	-	-	-	-	-	-	16	23%	16
	2023	11	2	-	2	1	2	2	-	3	2	4	1	13	▲	30
<b>Miscellaneous Civil</b>	2024	77	181	193	-	-	-	-	-	-	-	-	-	451	-26%	451
	2023	205	168	235	89	150	125	95	118	56	88	125	121	608	▼	1,575
<b>Misdemeanor</b>	2024	146	81	93	-	-	-	-	-	-	-	-	-	320	58%	320
	2023	72	81	49	61	75	64	78	89	77	91	69	82	202	▲	888
<b>Other</b>	2024	9	21	11	-	-	-	-	-	-	-	-	-	41	58%	41
	2023	14	5	7	14	5	6	12	13	3	9	9	7	26	▲	104
<b>Other Criminally Related Matters</b>	2024	7	4	3	-	-	-	-	-	-	-	-	-	14	75%	14
	2023	1	4	3	-	3	3	2	3	3	2	1	7	8	▲	32
<b>Probates/Wills &amp; Trusts - Level 1</b>	2024	1	1	-	-	-	-	-	-	-	-	-	-	2	2	2
	2023	-	-	-	-	-	-	-	-	1	-	-	-	0	↔	1
<b>Probates/Wills &amp; Trusts - Level 2</b>	2024	6	7	-	-	-	-	-	-	-	-	-	-	13	86%	13
	2023	2	1	4	1	2	3	3	-	4	3	2	1	7	▲	26
<b>Uncontested Divorce</b>	2024	12	16	5	-	-	-	-	-	-	-	-	-	33	-8%	33
	2023	13	14	9	10	14	11	7	11	10	7	6	10	36	▼	122

Dashboard

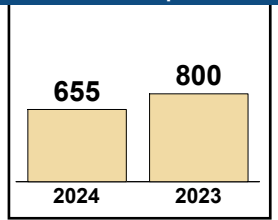
**Court:** Lee Circuit  
**Start/End Date:** Jan-23 / Mar-24  
**2023 Average Month:** 227  
**Jan-Mar 2023:** 800  
**Dispositions Trending:** ▼

**Circuit/Court ID:** 30 230105  
**Type of Case:** Dispositions  
**2024 Average Month:** 218  
**Jan-Mar 2024 :** 655  
**Overall AVG. Month:** 226

Monthly Dispositions Summary



Jan --- Mar Dispositions



Dispositions by Division

Divisions		Jan	Feb	Mar	Apr	May	Jun	Jul	Aug	Sep	Oct	Nov	Dec	Thru Mar	% Change	Total
<b>Total</b>	2024	161	211	283	-	-	-	-	-	-	-	-	-	655	-18%	655
	2023	274	198	328	244	217	224	386	188	164	191	174	140	800	▼	2,728
<b>Civil</b>	2024	9	16	24	-	-	-	-	-	-	-	-	-	49	-18%	49
	2023	25	18	17	15	57	20	105	30	17	17	26	8	60	▼	355
<b>Criminal</b>	2024	124	108	209	-	-	-	-	-	-	-	-	-	441	-15%	441
	2023	172	136	212	179	112	136	144	101	106	114	105	82	520	▼	1,599
<b>Concealed Handgun Permits</b>	2024	22	75	45	-	-	-	-	-	-	-	-	-	142	-22%	142
	2023	58	33	90	34	38	56	53	39	35	43	25	44	181	▼	548
<b>Miscellaneous/ Other</b>	2024	6	12	5	-	-	-	-	-	-	-	-	-	23	-39%	23
	2023	19	11	8	16	10	12	84	18	6	17	18	6	38	▼	225
<b>Others</b>	2024	-	-	-	-	-	-	-	-	-	-	-	-	0	-100%	0
	2023	-	-	1	-	-	-	-	-	-	-	-	-	1	▼	1

Dispositions by Case Category

Case Categories		Jan	Feb	Mar	Apr	May	Jun	Jul	Aug	Sep	Oct	Nov	Dec	Thru Mar	% Change	Total
<b>Administrative Law</b>	2024	-	-	-	-	-	-	-	-	-	-	-	-	0	0	0
	2023	-	-	-	-	-	-	2	-	-	-	-	-	0	↔	2
<b>Contested Divorce</b>	2024	-	2	-	-	-	-	-	-	-	-	-	-	2	-60%	2
	2023	4	-	1	6	2	2	14	4	4	4	2	3	5	▼	46
<b>Domestic and Family - Level 1</b>	2024	-	-	12	-	-	-	-	-	-	-	-	-	12	20%	12
	2023	4	2	4	1	-	5	3	1	3	1	7	-	10	▲	31
<b>Domestic and Family - Level 2</b>	2024	3	2	1	-	-	-	-	-	-	-	-	-	6	100%	6
	2023	1	1	1	2	1	3	11	1	-	1	3	1	3	▲	26
<b>Felonies and Related Matters</b>	2024	102	93	166	-	-	-	-	-	-	-	-	-	361	-16%	361
	2023	156	101	171	146	80	92	98	76	87	87	88	68	428	▼	1,250
<b>General Civil - Level 1</b>	2024	1	-	-	-	-	-	-	-	-	-	-	-	1	1	1
	2023	-	-	-	-	-	-	7	-	-	-	-	1	0	↔	8
<b>General Civil - Level 2</b>	2024	-	2	3	-	-	-	-	-	-	-	-	-	5	0%	5
	2023	-	3	2	4	2	1	33	5	1	3	2	1	5	↔	57
<b>General Civil - Level 3</b>	2024	-	-	1	-	-	-	-	-	-	-	-	-	1	-86%	1
	2023	2	4	1	1	-	1	21	1	3	2	5	3	7	▼	44
<b>Miscellaneous Civil</b>	2024	27	94	53	-	-	-	-	-	-	-	-	-	174	-19%	174
	2023	75	41	98	46	84	61	100	58	41	54	33	46	214	▼	737
<b>Misdemeanor</b>	2024	21	13	35	-	-	-	-	-	-	-	-	-	69	-15%	69
	2023	15	30	36	32	30	40	37	25	17	21	15	13	81	▼	311
<b>Other</b>	2024	-	-	-	-	-	-	-	-	-	-	-	-	0	-100%	0
	2023	6	6	3	5	7	9	14	8	1	4	10	2	15	▼	75
<b>Other Criminally Related Matters</b>	2024	1	2	8	-	-	-	-	-	-	-	-	-	11	0%	11
	2023	1	5	5	1	2	5	9	-	2	6	2	1	11	↔	39
<b>Probates/Wills &amp; Trusts - Level 1</b>	2024	-	-	-	-	-	-	-	-	-	-	-	-	0	0	0
	2023	-	-	-	-	-	-	1	-	-	-	-	-	0	↔	1
<b>Probates/Wills &amp; Trusts - Level 2</b>	2024	1	-	1	-	-	-	-	-	-	-	-	-	2	-33%	2
	2023	1	1	1	-	-	1	7	2	2	2	3	1	3	▼	21
<b>Protective Orders</b>	2024	-	-	-	-	-	-	-	-	-	-	-	-	0	0	0
	2023	-	-	-	-	2	-	-	-	-	-	-	-	0	↔	2
<b>Uncontested Divorce</b>	2024	5	3	3	-	-	-	-	-	-	-	-	-	11	-39%	11
	2023	9	4	5	-	7	4	29	7	3	6	3	1	18	▼	78

# CPSS-CCMS-10.11 CASELOAD STATISTICS OF THE CIRCUIT COURTS

Scott

January 2023 -- March 2024 Dispositions

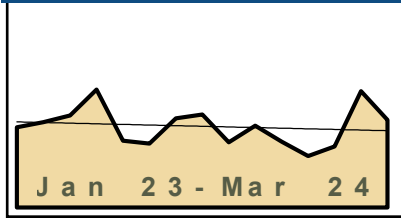
Alexandria and Fairfax Circuit are not Included in State Totals

## Dashboard

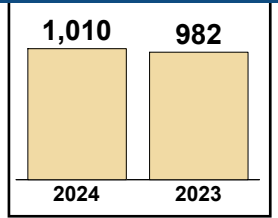
**Court:** Scott Circuit  
**Start/End Date:** Jan-23 / Mar-24  
**2023 Average Month:** 303  
**Jan-Mar 2023:** 982  
**Dispositions Trending:** ▲

**Circuit/Court ID:** 30 230169  
**Type of Case:** Dispositions  
**2024 Average Month:** 337  
**Jan-Mar 2024 :** 1,010  
**Overall AVG. Month:** 310

## Monthly Dispositions Summary



## Jan --- Mar Dispositions



## Dispositions by Division

Divisions		Jan	Feb	Mar	Apr	May	Jun	Jul	Aug	Sep	Oct	Nov	Dec	Thru Mar	% Change	Total
<b>Total</b>	2024	233	443	334	-	-	-	-	-	-	-	-	-	1,010	3%	1,010
	2023	306	325	351	450	255	244	340	355	248	312	251	196	982	▲	3,633
<b>Civil</b>	2024	17	22	11	-	-	-	-	-	-	-	-	-	50	-18%	50
	2023	19	24	18	20	16	19	16	46	17	10	14	5	61	▼	224
<b>Criminal</b>	2024	155	342	208	-	-	-	-	-	-	-	-	-	705	10%	705
	2023	201	197	241	338	170	186	243	231	173	221	192	133	639	▲	2,526
<b>Concealed Handgun Permits</b>	2024	50	75	101	-	-	-	-	-	-	-	-	-	226	-8%	226
	2023	74	97	74	77	57	33	71	52	47	69	36	48	245	▼	735
<b>Miscellaneous/ Other</b>	2024	11	4	14	-	-	-	-	-	-	-	-	-	29	-22%	29
	2023	12	7	18	15	11	6	10	24	11	12	9	10	37	▼	145
<b>Others</b>	2024	-	-	-	-	-	-	-	-	-	-	-	-	0	0	0
	2023	-	-	-	-	1	-	-	2	-	-	-	-	0	↔	3

## Dispositions by Case Category

Case Categories		Jan	Feb	Mar	Apr	May	Jun	Jul	Aug	Sep	Oct	Nov	Dec	Thru Mar	% Change	Total
<b>Capital Murder</b>	2024	-	-	-	-	-	-	-	-	-	-	-	-	0	0	0
	2023	-	-	-	-	-	-	2	-	-	-	-	1	0	↔	3
<b>Contested Divorce</b>	2024	1	4	2	-	-	-	-	-	-	-	-	-	7	-30%	7
	2023	4	4	2	2	2	3	3	4	-	1	1	1	10	▼	27
<b>Domestic and Family - Level 1</b>	2024	-	2	1	-	-	-	-	-	-	-	-	-	3	-57%	3
	2023	-	7	-	-	-	2	1	15	-	-	1	1	7	▼	27
<b>Domestic and Family - Level 2</b>	2024	2	2	-	-	-	-	-	-	-	-	-	-	4	33%	4
	2023	3	-	-	2	4	2	5	3	2	1	2	-	3	▲	24
<b>Felonies and Related Matters</b>	2024	127	256	185	-	-	-	-	-	-	-	-	-	568	29%	568
	2023	141	132	167	282	132	135	175	168	116	162	157	98	440	▲	1,865
<b>General Civil - Level 1</b>	2024	-	-	-	-	-	-	-	-	-	-	-	-	0	-100%	0
	2023	1	-	-	-	-	-	-	1	-	-	-	-	1	▼	2
<b>General Civil - Level 2</b>	2024	2	2	4	-	-	-	-	-	-	-	-	-	8	-38%	8
	2023	2	4	7	6	1	1	1	10	8	4	5	2	13	▼	51
<b>General Civil - Level 3</b>	2024	1	2	3	-	-	-	-	-	-	-	-	-	6	-68%	6
	2023	2	9	8	3	4	5	3	8	6	1	2	2	19	▼	53
<b>Miscellaneous Civil</b>	2024	60	78	114	-	-	-	-	-	-	-	-	-	252	-6%	252
	2023	83	101	85	86	67	38	81	61	54	79	43	53	269	▼	831
<b>Misdemeanor</b>	2024	25	86	21	-	-	-	-	-	-	-	-	-	132	-29%	132
	2023	55	61	69	54	33	46	64	60	51	55	34	33	185	▼	615
<b>Other</b>	2024	-	-	-	-	-	-	-	-	-	-	-	-	0	0	0
	2023	-	-	-	-	1	-	-	7	-	-	-	-	0	↔	8
<b>Other Criminally Related Matters</b>	2024	3	2	2	-	-	-	-	-	-	-	-	-	7	-53%	7
	2023	6	4	5	2	5	6	3	3	6	4	1	2	15	▼	47
<b>Probates/Wills &amp; Trusts - Level 2</b>	2024	2	2	-	-	-	-	-	-	-	-	-	-	4	0%	4
	2023	3	-	1	-	-	-	1	3	1	1	2	1	4	↔	13
<b>Protective Orders</b>	2024	1	-	-	-	-	-	-	-	-	-	-	-	1	1	1
	2023	-	-	-	-	-	-	-	-	-	-	-	-	0	↔	0
<b>Uncontested Divorce</b>	2024	9	7	2	-	-	-	-	-	-	-	-	-	18	13%	18
	2023	6	3	7	13	6	6	1	12	4	4	3	2	16	▲	67

This report reflects data in the case management system. Numbers will update accordingly as reports are refreshed and posted.

Dashboard		Monthly Dispositions Summary		Jan --- Mar Dispositions					
<p><b>Court:</b> Wise Circuit  <b>Start/End Date:</b> Jan-23 / Mar-24  <b>2023 Average Month:</b> 318  <b>Jan-Mar 2023:</b> 1,145  <b>Dispositions Trending:</b> ↔</p>	<p><b>Circuit/Court ID:</b> 30 230195  <b>Type of Case:</b> Dispositions  <b>2024 Average Month:</b> 382  <b>Jan-Mar 2024 :</b> 1,146  <b>Overall AVG. Month:</b> 331</p>	<p style="text-align: center; font-weight: bold;">Jan 23 - Mar 24</p>		<table style="margin: auto;"> <tr> <td style="text-align: center; width: 50px;"><b>1,146</b></td> <td style="text-align: center; width: 50px;"><b>1,145</b></td> </tr> <tr> <td style="text-align: center; width: 50px;">2024</td> <td style="text-align: center; width: 50px;">2023</td> </tr> </table>		<b>1,146</b>	<b>1,145</b>	2024	2023
<b>1,146</b>	<b>1,145</b>								
2024	2023								

Dispositions by Division																
Divisions		Jan	Feb	Mar	Apr	May	Jun	Jul	Aug	Sep	Oct	Nov	Dec	Thru Mar	% Change	Total
<b>Total</b>	2024	324	395	427	-	-	-	-	-	-	-	-	-	1,146	0%	1,146
	2023	428	319	398	339	285	338	230	389	315	333	241	204	1,145	▲	3,819
<b>Civil</b>	2024	23	22	32	-	-	-	-	-	-	-	-	-	77	-26%	77
	2023	34	34	36	33	49	20	31	41	54	33	30	15	104	▼	410
<b>Criminal</b>	2024	199	266	267	-	-	-	-	-	-	-	-	-	732	19%	732
	2023	259	163	191	193	129	172	137	205	142	195	125	144	613	▲	2,055
<b>Concealed Handgun Permits</b>	2024	74	85	107	-	-	-	-	-	-	-	-	-	266	-26%	266
	2023	120	98	143	89	85	120	46	103	74	76	54	37	361	▼	1,045
<b>Miscellaneous/ Other</b>	2024	28	22	21	-	-	-	-	-	-	-	-	-	71	8%	71
	2023	14	24	28	24	22	26	16	40	45	29	32	8	66	▲	308
<b>Others</b>	2024	-	-	-	-	-	-	-	-	-	-	-	-	0	-100%	0
	2023	1	-	-	-	-	-	-	-	-	-	-	-	1	▼	1

Dispositions by Case Category																
Case Categories		Jan	Feb	Mar	Apr	May	Jun	Jul	Aug	Sep	Oct	Nov	Dec	Thru Mar	% Change	Total
<b>Administrative Law</b>	2024	-	-	-	-	-	-	-	-	-	-	-	-	0	0%	0
	2023	-	-	-	-	-	-	-	-	-	-	2	-	-	0	↔
<b>Capital Murder</b>	2024	1	1	-	-	-	-	-	-	-	-	-	-	2	0%	2
	2023	2	-	-	-	-	-	1	1	-	-	-	-	2	↔	4
<b>Contested Divorce</b>	2024	4	6	10	-	-	-	-	-	-	-	-	-	20	5%	20
	2023	7	3	9	3	12	2	6	6	3	3	5	1	19	▲	60
<b>Domestic and Family - Level 1</b>	2024	7	1	2	-	-	-	-	-	-	-	-	-	10	-41%	10
	2023	2	12	3	11	4	10	4	10	6	4	2	1	17	▼	69
<b>Domestic and Family - Level 2</b>	2024	3	3	5	-	-	-	-	-	-	-	-	-	11	83%	11
	2023	1	2	3	4	7	2	3	8	5	4	3	3	6	▲	45
<b>Felonies and Related Matters</b>	2024	146	190	215	-	-	-	-	-	-	-	-	-	551	17%	551
	2023	209	108	154	144	91	133	105	134	105	145	90	109	471	▲	1,527
<b>General Civil - Level 1</b>	2024	-	-	-	-	-	-	-	-	-	-	-	-	0	-100%	0
	2023	-	1	5	-	1	1	-	1	3	2	-	1	6	▼	15
<b>General Civil - Level 2</b>	2024	5	2	7	-	-	-	-	-	-	-	-	-	14	-22%	14
	2023	5	4	9	1	8	3	3	8	20	11	7	1	18	▼	80
<b>General Civil - Level 3</b>	2024	4	2	2	-	-	-	-	-	-	-	-	-	8	-56%	8
	2023	3	10	5	5	7	6	5	10	9	4	4	1	18	▼	69
<b>Miscellaneous Civil</b>	2024	91	105	123	-	-	-	-	-	-	-	-	-	319	-20%	319
	2023	131	114	156	107	100	137	58	124	100	94	76	44	401	▼	1,241
<b>Misdemeanor</b>	2024	53	69	50	-	-	-	-	-	-	-	-	-	172	33%	172
	2023	43	51	35	44	33	35	28	62	32	48	33	29	129	▲	473
<b>Other</b>	2024	2	2	-	-	-	-	-	-	-	-	-	-	4	300%	4
	2023	1	-	-	3	1	-	-	3	1	3	-	-	1	▲	12
<b>Other Criminally Related Matters</b>	2024	-	6	2	-	-	-	-	-	-	-	-	-	8	-38%	8
	2023	6	4	3	5	5	4	4	8	5	2	2	6	13	▼	54
<b>Probates/Wills &amp; Trusts - Level 1</b>	2024	-	1	1	-	-	-	-	-	-	-	-	-	2	2%	2
	2023	-	-	-	-	-	-	-	-	1	-	-	-	0	↔	1
<b>Probates/Wills &amp; Trusts - Level 2</b>	2024	3	-	3	-	-	-	-	-	-	-	-	-	6	-45%	6
	2023	6	2	3	3	3	1	-	2	6	1	3	-	11	▼	30
<b>Uncontested Divorce</b>	2024	5	7	7	-	-	-	-	-	-	-	-	-	19	-42%	19
	2023	12	8	13	9	13	4	13	11	20	10	16	8	33	▼	137

This report reflects data in the case management system. Numbers will update accordingly as reports are refreshed and posted.

# CPSS-CCMS-10.11 CASELOAD STATISTICS OF THE CIRCUIT COURTS

Prince William

January 2023 -- March 2024 Dispositions


Alexandria and Fairfax Circuit are not Included in State Totals

## Dashboard

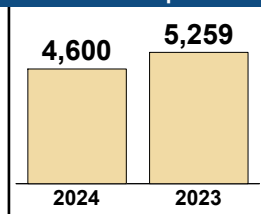
**Court:** Prince William Circuit  
**Start/End Date:** Jan-23 / Mar-24  
**2023 Average Month:** 1,439  
**Jan-Mar 2023:** 5,259  
**Dispositions Trending:** ▼

**Circuit/Court ID:** 31 231153  
**Type of Case:** Dispositions  
**2024 Average Month:** 1,533  
**Jan-Mar 2024 :** 4,600  
**Overall AVG. Month:** 1,458

## Monthly Dispositions Summary



## Jan --- Mar Dispositions



## Dispositions by Division

Divisions		Jan	Feb	Mar	Apr	May	Jun	Jul	Aug	Sep	Oct	Nov	Dec	Thru Mar	% Change	Total
<b>Total</b>	2024	1,582	1,314	1,704	-	-	-	-	-	-	-	-	-	4,600	-13%	4,600
	2023	1,990	1,722	1,547	1,411	1,303	1,456	1,155	1,422	1,339	1,501	1,167	1,250	5,259	▼	17,263
<b>Civil</b>	2024	263	202	359	-	-	-	-	-	-	-	-	-	824	35%	824
	2023	197	171	242	165	223	198	206	197	232	241	136	259	610	▲	2,467
<b>Criminal</b>	2024	456	328	432	-	-	-	-	-	-	-	-	-	1,216	27%	1,216
	2023	247	360	348	338	272	388	344	331	388	319	267	301	955	▲	3,903
<b>Concealed Handgun Permits</b>	2024	552	500	564	-	-	-	-	-	-	-	-	-	1,616	-16%	1,616
	2023	634	655	637	620	491	588	329	587	400	611	533	416	1,926	▼	6,501
<b>Miscellaneous/ Other</b>	2024	309	278	345	-	-	-	-	-	-	-	-	-	932	-47%	932
	2023	911	532	317	281	310	281	274	300	318	323	228	270	1,760	▼	4,345
<b>Others</b>	2024	2	6	4	-	-	-	-	-	-	-	-	-	12	50%	12
	2023	1	4	3	7	7	1	2	7	1	7	3	4	8	▲	47

## Dispositions by Case Category

Case Categories		Jan	Feb	Mar	Apr	May	Jun	Jul	Aug	Sep	Oct	Nov	Dec	Thru Mar	% Change	Total
<b>Administrative Law</b>	2024	1	1	3	-	-	-	-	-	-	-	-	-	5	67%	5
	2023	1	1	1	-	-	1	1	1	1	1	1	2	3	▲	11
<b>Capital Murder</b>	2024	2	2	1	-	-	-	-	-	-	-	-	-	5	5	5
	2023	-	-	-	-	-	-	-	-	-	3	-	-	0	↔	3
<b>Contested Divorce</b>	2024	26	18	25	-	-	-	-	-	-	-	-	-	69	-15%	69
	2023	26	29	26	25	21	32	24	26	31	22	16	42	81	▼	320
<b>Domestic and Family - Level 1</b>	2024	20	11	23	-	-	-	-	-	-	-	-	-	54	-18%	54
	2023	20	20	26	9	19	10	29	15	9	24	15	9	66	▼	205
<b>Domestic and Family - Level 2</b>	2024	37	30	92	-	-	-	-	-	-	-	-	-	159	318%	159
	2023	12	11	15	5	4	13	9	5	36	43	8	63	38	▲	224
<b>Felonies and Related Matters</b>	2024	264	111	222	-	-	-	-	-	-	-	-	-	597	33%	597
	2023	119	192	137	149	119	211	139	143	148	166	119	129	448	▲	1,771
<b>General Civil - Level 1</b>	2024	5	3	1	-	-	-	-	-	-	-	-	-	9	80%	9
	2023	3	-	2	1	2	5	2	2	1	2	2	2	5	▲	24
<b>General Civil - Level 2</b>	2024	89	42	77	-	-	-	-	-	-	-	-	-	208	40%	208
	2023	55	43	51	41	105	45	41	72	52	46	34	50	149	▲	635
<b>General Civil - Level 3</b>	2024	19	20	19	-	-	-	-	-	-	-	-	-	58	-9%	58
	2023	26	10	28	13	11	22	16	15	24	26	17	18	64	▼	226
<b>Miscellaneous Civil</b>	2024	730	669	792	-	-	-	-	-	-	-	-	-	2,191	-11%	2,191
	2023	813	808	843	782	688	756	505	772	610	812	676	597	2,464	▼	8,662
<b>Misdemeanor</b>	2024	116	77	102	-	-	-	-	-	-	-	-	-	295	11%	295
	2023	70	95	100	119	66	90	66	87	106	79	61	70	265	▲	1,009
<b>Other</b>	2024	103	101	103	-	-	-	-	-	-	-	-	-	307	-74%	307
	2023	721	371	97	115	103	97	93	94	96	115	74	78	1,189	▼	2,054
<b>Other Criminally Related Matters</b>	2024	77	139	111	-	-	-	-	-	-	-	-	-	327	32%	327
	2023	61	73	114	70	92	90	146	107	141	76	87	104	248	▲	1,161
<b>Probates/Wills &amp; Trusts - Level 1</b>	2024	1	-	5	-	-	-	-	-	-	-	-	-	6	6	6
	2023	-	-	-	-	2	2	1	3	1	3	-	-	0	↔	12
<b>Probates/Wills &amp; Trusts - Level 2</b>	2024	3	14	15	-	-	-	-	-	-	-	-	-	32	7%	32
	2023	7	9	14	13	10	15	15	13	8	10	1	13	30	▲	128
<b>Uncontested Divorce</b>	2024	89	76	113	-	-	-	-	-	-	-	-	-	278	33%	278
	2023	56	60	93	69	61	67	68	67	75	73	56	73	209	▲	818

This report reflects data in the case management system. Numbers will update accordingly as reports are refreshed and posted.