


Dashboard	Monthly Filings Summary	Jan --- Apr Filings				
<p><b>Court:</b> Virginia Circuit  <b>Start/End Date:</b> Jan-23 / Apr-24  <b>2023 Average Month:</b> 37,686  <b>Jan-Apr 2023:</b> 162,945  <b>Filings Trending:</b> ▼</p>	<p><b>Circuit/Court ID:</b> 0 200999  <b>Type of Case:</b> Filings  <b>2024 Average Month:</b> 39,103  <b>Jan-Apr 2024 :</b> 156,412  <b>Overall AVG. Month:</b> 38,040</p>	<div style="text-align: center;">  <p>Jan 23 - Apr 24</p> </div> <div style="text-align: center; margin-top: 10px;"> <table border="1" style="margin: auto;"> <tr> <td style="width: 50px; height: 50px; background-color: #f0e68c;">156,412</td> <td style="width: 50px; height: 50px; background-color: #f0e68c;">162,945</td> </tr> <tr> <td style="text-align: center;">2024</td> <td style="text-align: center;">2023</td> </tr> </table> </div>	156,412	162,945	2024	2023
156,412	162,945					
2024	2023					

Filings by Division																
Divisions		Jan	Feb	Mar	Apr	May	Jun	Jul	Aug	Sep	Oct	Nov	Dec	Thru Apr	% Change	Total
<b>Total</b>	2024	38,517	39,020	40,792	38,083	-	-	-	-	-	-	-	-	156,412	-4%	156,412
	2023	42,929	38,531	46,044	35,441	39,811	36,355	33,607	38,169	35,481	38,097	33,513	34,251	162,945	▼	452,229
<b>Civil</b>	2024	4,987	5,576	5,809	5,887	-	-	-	-	-	-	-	-	22,259	2%	22,259
	2023	5,072	5,206	6,326	5,135	6,126	5,521	4,983	5,987	5,235	5,476	4,864	4,579	21,739	▲	64,510
<b>Criminal</b>	2024	13,735	13,675	14,522	14,450	-	-	-	-	-	-	-	-	56,382	0%	56,382
	2023	14,598	13,102	15,858	12,583	14,435	14,453	13,215	14,894	14,322	15,066	13,010	12,299	56,141	▲	167,835
<b>Concealed Handgun Permits</b>	2024	10,374	10,465	10,658	9,393	-	-	-	-	-	-	-	-	40,890	-16%	40,890
	2023	13,249	11,908	13,568	9,917	9,802	8,497	8,017	8,486	7,808	9,489	8,680	7,981	48,642	▼	117,402
<b>Miscellaneous/ Other</b>	2024	9,286	9,188	9,706	8,262	-	-	-	-	-	-	-	-	36,442	1%	36,442
	2023	9,949	8,269	10,223	7,755	9,389	7,829	7,332	8,724	8,057	8,010	6,906	9,329	36,196	▲	101,772
<b>Others</b>	2024	135	116	97	91	-	-	-	-	-	-	-	-	439	93%	439
	2023	61	46	69	51	59	55	60	78	59	56	53	63	227	▲	710

Filings by Case Category																
Case Categories		Jan	Feb	Mar	Apr	May	Jun	Jul	Aug	Sep	Oct	Nov	Dec	Thru Apr	% Change	Total
<b>Administrative Law</b>	2024	35	28	50	26	-	-	-	-	-	-	-	-	139	-5%	139
	2023	37	33	46	31	39	35	26	52	44	45	30	27	147	▼	445
<b>Capital Murder</b>	2024	18	15	12	7	-	-	-	-	-	-	-	-	52	11%	52
	2023	14	6	12	15	17	4	17	10	12	10	4	9	47	▲	130
<b>Contested Divorce</b>	2024	537	652	663	698	-	-	-	-	-	-	-	-	2,550	-3%	2,550
	2023	609	606	800	604	677	603	558	663	609	570	514	504	2,619	▼	7,317
<b>Domestic and Family - Level 1</b>	2024	581	721	713	705	-	-	-	-	-	-	-	-	2,720	-1%	2,720
	2023	632	632	841	629	708	710	591	807	701	741	525	603	2,734	▼	8,120
<b>Domestic and Family - Level 2</b>	2024	327	438	486	447	-	-	-	-	-	-	-	-	1,698	31%	1,698
	2023	302	316	376	305	387	316	294	370	314	335	342	290	1,299	▲	3,947
<b>Felonies and Related Matters</b>	2024	9,275	8,868	9,560	9,568	-	-	-	-	-	-	-	-	37,271	-2%	37,271
	2023	9,907	8,847	10,643	8,484	9,592	9,479	8,841	9,842	9,474	9,912	8,557	8,108	37,881	▼	111,686
<b>General Civil - Level 1</b>	2024	65	73	74	74	-	-	-	-	-	-	-	-	286	-4%	286
	2023	69	70	80	78	105	83	66	76	66	77	61	70	297	▼	901
<b>General Civil - Level 2</b>	2024	1,184	1,211	1,317	1,325	-	-	-	-	-	-	-	-	5,037	11%	5,037
	2023	986	1,153	1,308	1,081	1,464	1,184	1,033	1,484	1,227	1,304	1,095	995	4,528	▲	14,314
<b>General Civil - Level 3</b>	2024	1,005	864	1,202	909	-	-	-	-	-	-	-	-	3,980	3%	3,980
	2023	1,089	841	1,045	887	1,226	976	898	1,001	917	928	884	919	3,862	▲	11,611
<b>Miscellaneous Civil</b>	2024	14,254	14,324	15,587	13,383	-	-	-	-	-	-	-	-	57,548	-13%	57,548
	2023	17,865	15,735	18,854	13,647	14,202	11,999	11,407	12,407	11,870	13,171	11,952	11,356	66,101	▼	164,465
<b>Misdemeanor</b>	2024	3,521	3,530	3,852	3,574	-	-	-	-	-	-	-	-	14,477	3%	14,477
	2023	3,679	3,285	4,025	3,022	3,759	3,642	3,240	3,800	3,660	3,892	3,417	3,151	14,011	▲	42,572
<b>Other</b>	2024	5,045	5,191	4,158	4,112	-	-	-	-	-	-	-	-	18,506	5%	18,506
	2023	4,989	4,270	4,540	3,816	4,528	4,139	3,752	4,425	3,674	4,082	3,483	5,648	17,615	▲	51,346
<b>Other Criminally Related Matters</b>	2024	1,021	1,355	1,195	1,433	-	-	-	-	-	-	-	-	5,004	9%	5,004
	2023	1,067	1,045	1,318	1,151	1,187	1,430	1,203	1,367	1,270	1,339	1,124	1,112	4,581	▲	14,613
<b>Probates/Wills &amp; Trusts - Level 1</b>	2024	30	40	39	23	-	-	-	-	-	-	-	-	132	28%	132
	2023	27	30	27	19	27	47	36	31	44	28	13	22	103	▲	351
<b>Probates/Wills &amp; Trusts - Level 2</b>	2024	244	272	313	291	-	-	-	-	-	-	-	-	1,120	4%	1,120
	2023	252	251	335	236	317	253	234	272	231	248	239	223	1,074	▲	3,091
<b>Protective Orders</b>	2024	14	21	19	20	-	-	-	-	-	-	-	-	74	-19%	74
	2023	18	25	37	11	25	16	15	26	21	27	27	25	91	▼	273
<b>Uncontested Divorce</b>	2024	1,361	1,417	1,552	1,488	-	-	-	-	-	-	-	-	5,818	-2%	5,818
	2023	1,387	1,386	1,757	1,425	1,551	1,439	1,396	1,536	1,347	1,388	1,246	1,189	5,955	▼	17,047

This report reflects data in the case management system. Numbers will update accordingly as reports are refreshed and posted.

# CPSS-CCMS-10.01 CASELOAD STATISTICS OF THE CIRCUIT COURTS

Chesapeake

January 2023 -- April 2024 Filings

Alexandria and Fairfax Circuit are not Included in State Totals

Dashboard	Monthly Filings Summary	Jan --- Apr Filings
<p><b>Court:</b> Chesapeake Circuit  <b>Start/End Date:</b> Jan-23 / Apr-24  <b>2023 Average Month:</b> 1,534  <b>Jan-Apr 2023:</b> 6,850  <b>Filings Trending:</b> ▼</p>	<p><b>Circuit/Court ID:</b> 1 201550  <b>Type of Case:</b> Filings  <b>2024 Average Month:</b> 1,656  <b>Jan-Apr 2024 :</b> 6,625  <b>Overall AVG. Month:</b> 1,564</p>	<div style="text-align: center;"> <p><b>6,625</b>    <b>6,850</b></p> <p>2024    2023</p> </div>

Filings by Division																
Divisions		Jan	Feb	Mar	Apr	May	Jun	Jul	Aug	Sep	Oct	Nov	Dec	Thru Apr	% Change	Total
<b>Total</b>	2024	1,589	1,869	1,715	1,452	-	-	-	-	-	-	-	-	6,625	-3%	6,625
	2023	1,785	1,644	1,931	1,490	1,625	1,568	1,286	1,638	1,306	1,403	1,297	1,429	6,850	▼	18,402
<b>Civil</b>	2024	184	203	257	224	-	-	-	-	-	-	-	-	868	-9%	868
	2023	236	238	276	209	239	229	184	252	213	236	193	210	959	▼	2,715
<b>Criminal</b>	2024	603	544	612	522	-	-	-	-	-	-	-	-	2,281	-10%	2,281
	2023	609	611	746	556	603	659	452	636	511	511	525	575	2,522	▼	6,994
<b>Concealed Handgun Permits</b>	2024	387	385	364	329	-	-	-	-	-	-	-	-	1,465	-14%	1,465
	2023	488	402	479	340	339	301	282	258	245	319	304	289	1,709	▼	4,046
<b>Miscellaneous/ Other</b>	2024	415	736	481	377	-	-	-	-	-	-	-	-	2,009	21%	2,009
	2023	450	393	429	385	443	378	366	490	337	336	274	355	1,657	▲	4,636
<b>Others</b>	2024	-	1	1	-	-	-	-	-	-	-	-	-	2	-33%	2
	2023	2	-	1	-	1	1	2	2	-	1	1	-	3	▼	11

Filings by Case Category																
Case Categories		Jan	Feb	Mar	Apr	May	Jun	Jul	Aug	Sep	Oct	Nov	Dec	Thru Apr	% Change	Total
<b>Administrative Law</b>	2024	1	-	1	-	-	-	-	-	-	-	-	-	2	-60%	2
	2023	1	-	4	-	1	1	1	4	-	1	2	-	5	▼	15
<b>Capital Murder</b>	2024	-	1	-	-	-	-	-	-	-	-	-	-	1	-67%	1
	2023	-	-	2	1	-	-	1	-	-	-	1	-	3	▼	5
<b>Contested Divorce</b>	2024	24	47	35	39	-	-	-	-	-	-	-	-	145	-7%	145
	2023	30	40	48	38	40	35	26	43	39	37	31	35	156	▼	442
<b>Domestic and Family - Level 1</b>	2024	32	12	33	28	-	-	-	-	-	-	-	-	105	-19%	105
	2023	15	62	39	14	38	46	20	34	37	33	22	48	130	▼	408
<b>Domestic and Family - Level 2</b>	2024	9	6	18	6	-	-	-	-	-	-	-	-	39	5%	39
	2023	8	8	12	9	8	10	12	11	6	11	13	6	37	▲	114
<b>Felonies and Related Matters</b>	2024	436	362	379	373	-	-	-	-	-	-	-	-	1,550	-13%	1,550
	2023	429	416	532	397	458	470	288	431	341	366	371	433	1,774	▼	4,932
<b>General Civil - Level 1</b>	2024	-	1	3	1	-	-	-	-	-	-	-	-	5	-55%	5
	2023	2	3	3	3	3	3	-	3	1	-	-	2	11	▼	23
<b>General Civil - Level 2</b>	2024	20	28	52	35	-	-	-	-	-	-	-	-	135	-2%	135
	2023	39	30	39	30	45	36	37	120	35	33	38	34	138	▼	516
<b>General Civil - Level 3</b>	2024	13	11	47	16	-	-	-	-	-	-	-	-	87	-2%	87
	2023	41	15	15	18	15	16	8	61	11	15	12	13	89	▼	240
<b>Miscellaneous Civil</b>	2024	491	506	472	434	-	-	-	-	-	-	-	-	1,903	-16%	1,903
	2023	615	535	633	476	419	395	386	354	338	409	393	393	2,259	▼	5,346
<b>Misdemeanor</b>	2024	131	151	177	111	-	-	-	-	-	-	-	-	570	-8%	570
	2023	147	160	171	141	116	153	142	163	142	119	114	111	619	▼	1,679
<b>Other</b>	2024	304	615	330	268	-	-	-	-	-	-	-	-	1,517	43%	1,517
	2023	308	251	265	238	338	279	253	259	243	247	184	246	1,062	▲	3,111
<b>Other Criminally Related Matters</b>	2024	36	30	56	40	-	-	-	-	-	-	-	-	162	17%	162
	2023	34	38	43	23	31	41	23	43	30	35	39	31	138	▲	411
<b>Probates/Wills &amp; Trusts - Level 1</b>	2024	2	3	4	1	-	-	-	-	-	-	-	-	10	11%	10
	2023	3	3	1	2	2	4	1	2	5	3	-	-	9	▲	26
<b>Probates/Wills &amp; Trusts - Level 2</b>	2024	12	17	11	13	-	-	-	-	-	-	-	-	53	15%	53
	2023	11	10	17	8	9	9	5	14	7	6	16	5	46	▲	117
<b>Uncontested Divorce</b>	2024	78	79	97	87	-	-	-	-	-	-	-	-	341	-9%	341
	2023	102	73	107	92	102	70	83	96	71	88	61	72	374	▼	1,017

This report reflects data in the case management system. Numbers will update accordingly as reports are refreshed and posted.

Dashboard		Monthly Filings Summary		Jan --- Apr Filings		
<b>Court:</b> Accomack Circuit	<b>Circuit/Court ID:</b> 2 202001			<b>680</b>	<b>702</b>	
<b>Start/End Date:</b> Jan-23 / Apr-24	<b>Type of Case:</b> Filings				2024	2023
<b>2023 Average Month:</b> 152	<b>2024 Average Month:</b> 170					
<b>Jan-Apr 2023:</b> 702	<b>Jan-Apr 2024 :</b> 680					
<b>Filings Trending:</b> ▼	<b>Overall AVG. Month:</b> 157					

Filings by Division																
Divisions		Jan	Feb	Mar	Apr	May	Jun	Jul	Aug	Sep	Oct	Nov	Dec	Thru Apr	% Change	Total
<b>Total</b>	2024	124	197	138	221	-	-	-	-	-	-	-	-	680	-3%	680
	2023	146	221	136	199	191	131	107	200	99	171	101	127	702	▼	1,829
<b>Civil</b>	2024	19	17	21	18	-	-	-	-	-	-	-	-	75	3%	75
	2023	14	12	25	22	20	7	11	17	17	20	21	6	73	▲	192
<b>Criminal</b>	2024	31	102	31	140	-	-	-	-	-	-	-	-	304	32%	304
	2023	26	92	17	96	81	60	24	121	29	73	8	63	231	▲	690
<b>Concealed Handgun Permits</b>	2024	51	44	42	52	-	-	-	-	-	-	-	-	189	-29%	189
	2023	73	74	69	52	53	38	35	38	29	70	52	34	268	▼	617
<b>Miscellaneous/ Other</b>	2024	23	34	44	11	-	-	-	-	-	-	-	-	112	-14%	112
	2023	33	43	25	29	37	26	37	24	24	8	20	24	130	▼	330

Filings by Case Category																
Case Categories		Jan	Feb	Mar	Apr	May	Jun	Jul	Aug	Sep	Oct	Nov	Dec	Thru Apr	% Change	Total
<b>Administrative Law</b>	2024	-	-	1	-	-	-	-	-	-	-	-	-	1	0%	1
	2023	-	1	-	-	1	-	-	-	-	1	-	-	1	↔	3
<b>Capital Murder</b>	2024	-	-	-	-	-	-	-	-	-	-	-	-	0	0	0
	2023	-	-	-	-	-	-	-	2	-	-	-	-	0	↔	2
<b>Contested Divorce</b>	2024	1	5	4	4	-	-	-	-	-	-	-	-	14	0%	14
	2023	3	3	5	3	2	1	1	5	3	2	-	-	14	↔	28
<b>Domestic and Family - Level 1</b>	2024	1	2	-	-	-	-	-	-	-	-	-	-	3	-40%	3
	2023	-	-	2	3	2	-	2	-	2	-	2	-	5	▼	13
<b>Domestic and Family - Level 2</b>	2024	-	1	-	-	-	-	-	-	-	-	-	-	1	-50%	1
	2023	-	-	1	1	-	1	2	-	-	-	-	-	2	▼	5
<b>Felonies and Related Matters</b>	2024	18	87	15	113	-	-	-	-	-	-	-	-	233	53%	233
	2023	17	69	12	54	68	42	14	48	12	43	7	40	152	▲	426
<b>General Civil - Level 1</b>	2024	-	-	1	-	-	-	-	-	-	-	-	-	1	1	1
	2023	-	-	-	-	-	1	-	2	2	-	1	1	0	↔	7
<b>General Civil - Level 2</b>	2024	3	2	9	-	-	-	-	-	-	-	-	-	14	8%	14
	2023	5	2	4	2	4	2	3	8	6	1	7	10	13	▲	54
<b>General Civil - Level 3</b>	2024	13	9	6	4	-	-	-	-	-	-	-	-	32	39%	32
	2023	3	4	12	4	10	-	3	5	4	8	12	7	23	▲	72
<b>Miscellaneous Civil</b>	2024	59	57	58	59	-	-	-	-	-	-	-	-	233	-27%	233
	2023	88	89	82	62	64	47	49	46	36	78	61	43	321	▼	745
<b>Misdemeanor</b>	2024	10	13	10	22	-	-	-	-	-	-	-	-	55	-24%	55
	2023	7	21	4	40	10	14	2	69	9	25	1	18	72	▼	220
<b>Other</b>	2024	11	16	18	3	-	-	-	-	-	-	-	-	48	-19%	48
	2023	13	23	6	17	21	14	19	5	9	-	1	-	59	▼	128
<b>Other Criminally Related Matters</b>	2024	4	2	6	5	-	-	-	-	-	-	-	-	17	113%	17
	2023	2	2	2	2	3	4	8	2	9	5	-	5	8	▲	44
<b>Probates/Wills &amp; Trusts - Level 1</b>	2024	-	-	-	-	-	-	-	-	-	-	-	-	0	-100%	0
	2023	-	1	-	-	-	-	-	-	-	-	-	-	1	▼	1
<b>Probates/Wills &amp; Trusts - Level 2</b>	2024	-	-	-	2	-	-	-	-	-	-	-	-	2	100%	2
	2023	-	-	1	-	-	-	-	1	-	1	-	-	1	▲	3
<b>Protective Orders</b>	2024	-	-	-	1	-	-	-	-	-	-	-	-	1	-67%	1
	2023	1	-	1	1	-	-	-	-	-	-	-	-	3	▼	3
<b>Uncontested Divorce</b>	2024	4	3	10	8	-	-	-	-	-	-	-	-	25	-7%	25
	2023	7	6	4	10	6	5	4	7	7	7	9	3	27	▼	75

This report reflects data in the case management system. Numbers will update accordingly as reports are refreshed and posted.

# CPSS-CCMS-10.01 CASELOAD STATISTICS OF THE CIRCUIT COURTS

Northampton

January 2023 -- April 2024 Filings


Alexandria and Fairfax Circuit are not Included in State Totals

## Dashboard

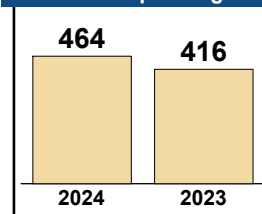
**Court:** Northampton Circuit  
**Start/End Date:** Jan-23 / Apr-24  
**2023 Average Month:** 112  
**Jan-Apr 2023:** 416  
**Filings Trending:** ▲

**Circuit/Court ID:** 2 202131  
**Type of Case:** Filings  
**2024 Average Month:** 116  
**Jan-Apr 2024 :** 464  
**Overall AVG. Month:** 113

## Monthly Filings Summary



## Jan --- Apr Filings



## Filings by Division

Divisions	Jan	Feb	Mar	Apr	May	Jun	Jul	Aug	Sep	Oct	Nov	Dec	Thru Apr	% Change	Total
<b>Total</b>	80	90	159	135	-	-	-	-	-	-	-	-	464	12%	464
2023	120	138	85	73	127	95	80	155	148	159	107	55	416	▲	1,342
<b>Civil</b>	2	7	5	8	-	-	-	-	-	-	-	-	22	-19%	22
2023	3	8	6	10	5	7	13	33	22	20	5	2	27	▼	134
<b>Criminal</b>	49	53	120	102	-	-	-	-	-	-	-	-	324	14%	324
2023	86	108	57	34	110	69	48	92	108	101	76	40	285	▲	929
<b>Concealed Handgun Permits</b>	19	17	22	16	-	-	-	-	-	-	-	-	74	-6%	74
2023	25	15	13	26	10	14	12	19	12	31	17	11	79	▼	205
<b>Miscellaneous/Other</b>	10	12	12	9	-	-	-	-	-	-	-	-	43	72%	43
2023	6	7	9	3	2	5	7	11	6	7	9	2	25	▲	74
<b>Others</b>	-	1	-	-	-	-	-	-	-	-	-	-	1	1	1
2023	-	-	-	-	-	-	-	-	-	-	-	-	0	↔	0

## Filings by Case Category

Case Categories	Jan	Feb	Mar	Apr	May	Jun	Jul	Aug	Sep	Oct	Nov	Dec	Thru Apr	% Change	Total
<b>Administrative Law</b>	1	-	-	-	-	-	-	-	-	-	-	-	1	0%	1
2023	-	1	-	-	-	-	-	-	-	-	-	1	1	↔	2
<b>Capital Murder</b>	-	-	2	-	-	-	-	-	-	-	-	-	2	0%	2
2023	2	-	-	-	-	-	-	-	-	-	-	-	2	↔	2
<b>Contested Divorce</b>	-	-	-	4	-	-	-	-	-	-	-	-	4	0%	4
2023	1	2	-	1	-	2	-	-	2	-	-	-	4	↔	8
<b>Domestic and Family - Level 1</b>	1	-	-	-	-	-	-	-	-	-	-	-	1	0%	1
2023	-	-	-	1	1	1	-	-	2	1	1	-	1	↔	7
<b>Domestic and Family - Level 2</b>	-	-	-	1	-	-	-	-	-	-	-	-	1	1	1
2023	-	-	-	-	1	1	-	-	-	1	1	-	0	↔	4
<b>Felonies and Related Matters</b>	16	25	63	64	-	-	-	-	-	-	-	-	168	12%	168
2023	55	60	26	9	69	28	14	35	28	44	33	14	150	▲	415
<b>General Civil - Level 2</b>	-	3	2	1	-	-	-	-	-	-	-	-	6	-33%	6
2023	1	3	2	3	3	2	5	35	11	19	2	1	9	▼	87
<b>General Civil - Level 3</b>	-	3	-	1	-	-	-	-	-	-	-	-	4	-20%	4
2023	1	-	1	3	-	-	4	-	6	1	1	-	5	▼	17
<b>Miscellaneous Civil</b>	23	22	25	23	-	-	-	-	-	-	-	-	93	-10%	93
2023	31	22	21	29	11	18	18	27	16	35	26	13	103	▼	267
<b>Misdemeanor</b>	22	26	45	26	-	-	-	-	-	-	-	-	119	12%	119
2023	23	43	24	16	31	35	26	50	56	44	37	22	106	▲	407
<b>Other</b>	5	8	10	3	-	-	-	-	-	-	-	-	26	2,500%	26
2023	-	-	1	-	-	-	-	-	1	-	-	-	1	▲	2
<b>Other Criminally Related Matters</b>	11	2	10	12	-	-	-	-	-	-	-	-	35	21%	35
2023	6	6	8	9	10	6	8	8	24	13	6	4	29	▲	108
<b>Probates/Wills &amp; Trusts - Level 2</b>	-	-	-	-	-	-	-	-	-	-	-	-	0	-100%	0
2023	-	-	-	1	1	-	-	-	-	-	-	-	1	▼	2
<b>Uncontested Divorce</b>	1	1	2	-	-	-	-	-	-	-	-	-	4	0%	4
2023	-	1	2	1	-	2	5	-	2	1	-	-	4	↔	14

# CPSS-CCMS-10.01 CASELOAD STATISTICS OF THE CIRCUIT COURTS

Virginia Beach

January 2023 -- April 2024 Filings

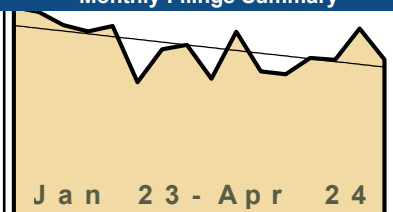
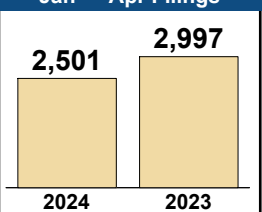
Alexandria and Fairfax Circuit are not Included in State Totals

Dashboard		Monthly Filings Summary		Jan --- Apr Filings					
<p><b>Court:</b> Virginia Beach Circuit  <b>Start/End Date:</b> Jan-23 / Apr-24  <b>2023 Average Month:</b> 1,912  <b>Jan-Apr 2023:</b> 5,285  <b>Filings Trending:</b> ▲</p>	<p><b>Circuit/Court ID:</b> 2 202810  <b>Type of Case:</b> Filings  <b>2024 Average Month:</b> 1,375  <b>Jan-Apr 2024 :</b> 5,500  <b>Overall AVG. Month:</b> 1,778</p>			<table border="1" style="margin: auto;"> <tr> <td style="text-align: center; width: 50px;"><b>5,500</b></td> <td style="text-align: center; width: 50px;"><b>5,285</b></td> </tr> <tr> <td style="text-align: center;">2024</td> <td style="text-align: center;">2023</td> </tr> </table>		<b>5,500</b>	<b>5,285</b>	2024	2023
<b>5,500</b>	<b>5,285</b>								
2024	2023								

Filings by Division																
Divisions		Jan	Feb	Mar	Apr	May	Jun	Jul	Aug	Sep	Oct	Nov	Dec	Thru Apr	% Change	Total
<b>Total</b>	2024	1,342	1,391	1,253	1,514	-	-	-	-	-	-	-	-	5,500	4%	5,500
	2023	1,253	1,281	1,544	1,207	1,354	1,420	1,290	1,344	1,246	1,431	1,242	8,334	5,285	▲	22,946
<b>Civil</b>	2024	328	383	365	445	-	-	-	-	-	-	-	-	1,521	10%	1,521
	2023	338	354	382	303	399	382	348	380	348	359	336	303	1,377	▲	4,232
<b>Criminal</b>	2024	620	596	520	724	-	-	-	-	-	-	-	-	2,460	5%	2,460
	2023	545	558	689	542	619	589	593	602	543	676	556	705	2,334	▲	7,217
<b>Concealed Handgun Permits</b>	2024	-	-	-	-	-	-	-	-	-	-	-	-	0	0	0
	2023	-	-	-	-	-	-	-	-	-	-	-	6,987	0	↔	6,987
<b>Miscellaneous/ Other</b>	2024	392	405	368	345	-	-	-	-	-	-	-	-	1,510	-4%	1,510
	2023	370	369	473	361	336	448	349	361	354	393	348	338	1,573	▼	4,500
<b>Others</b>	2024	2	7	-	-	-	-	-	-	-	-	-	-	9	800%	9
	2023	-	-	-	1	-	1	-	1	1	3	2	1	1	▲	10

Filings by Case Category																
Case Categories		Jan	Feb	Mar	Apr	May	Jun	Jul	Aug	Sep	Oct	Nov	Dec	Thru Apr	% Change	Total
<b>Administrative Law</b>	2024	2	2	-	1	-	-	-	-	-	-	-	-	5	25%	5
	2023	1	1	1	1	-	-	-	-	-	-	-	3	4	▲	10
<b>Capital Murder</b>	2024	1	1	1	-	-	-	-	-	-	-	-	-	3	50%	3
	2023	-	-	-	2	-	1	-	-	-	-	-	-	2	▲	3
<b>Contested Divorce</b>	2024	27	22	28	40	-	-	-	-	-	-	-	-	117	-3%	117
	2023	34	33	32	22	34	17	31	24	30	20	21	21	121	▼	319
<b>Domestic and Family - Level 1</b>	2024	38	39	41	42	-	-	-	-	-	-	-	-	160	-2%	160
	2023	32	60	43	28	42	26	40	50	44	37	32	29	163	▼	463
<b>Domestic and Family - Level 2</b>	2024	22	21	23	24	-	-	-	-	-	-	-	-	90	10%	90
	2023	26	14	24	18	14	24	19	21	12	24	17	15	82	▲	228
<b>Felonies and Related Matters</b>	2024	436	330	332	432	-	-	-	-	-	-	-	-	1,530	8%	1,530
	2023	383	331	382	324	340	345	385	330	300	433	324	490	1,420	▲	4,367
<b>General Civil - Level 1</b>	2024	5	5	5	13	-	-	-	-	-	-	-	-	28	75%	28
	2023	2	4	4	6	2	9	4	5	7	10	5	7	16	▲	65
<b>General Civil - Level 2</b>	2024	80	88	90	103	-	-	-	-	-	-	-	-	361	43%	361
	2023	55	70	82	46	72	61	64	82	79	78	53	55	253	▲	797
<b>General Civil - Level 3</b>	2024	95	146	117	158	-	-	-	-	-	-	-	-	516	-1%	516
	2023	129	122	126	144	157	168	112	126	119	126	139	115	521	▼	1,583
<b>Miscellaneous Civil</b>	2024	175	230	198	195	-	-	-	-	-	-	-	-	798	7%	798
	2023	164	173	237	174	165	206	164	163	178	172	150	7,142	748	▲	9,088
<b>Misdemeanor</b>	2024	170	226	165	241	-	-	-	-	-	-	-	-	802	3%	802
	2023	145	181	264	186	244	185	183	212	201	222	192	177	776	▲	2,392
<b>Other</b>	2024	194	153	149	117	-	-	-	-	-	-	-	-	613	-15%	613
	2023	189	168	209	155	155	213	168	164	148	209	192	164	721	▼	2,134
<b>Other Criminally Related Matters</b>	2024	21	48	36	55	-	-	-	-	-	-	-	-	160	5%	160
	2023	19	53	45	35	39	62	35	72	49	27	46	44	152	▲	526
<b>Probates/Wills &amp; Trusts - Level 1</b>	2024	2	1	1	2	-	-	-	-	-	-	-	-	6	500%	6
	2023	-	-	1	-	2	2	-	1	-	-	-	-	1	▲	7
<b>Probates/Wills &amp; Trusts - Level 2</b>	2024	12	11	10	25	-	-	-	-	-	-	-	-	58	-6%	58
	2023	13	13	16	20	26	25	12	19	18	16	14	12	62	▼	204
<b>Protective Orders</b>	2024	-	1	1	1	-	-	-	-	-	-	-	-	3	-25%	3
	2023	1	-	2	1	4	-	-	-	-	4	3	-	4	▼	15
<b>Uncontested Divorce</b>	2024	62	67	56	65	-	-	-	-	-	-	-	-	250	5%	250
	2023	60	58	76	45	58	76	73	75	60	53	51	60	239	▲	745

This report reflects data in the case management system. Numbers will update accordingly as reports are refreshed and posted.

Dashboard	Monthly Filings Summary	Jan --- Apr Filings
<p><b>Court:</b> Portsmouth Circuit  <b>Start/End Date:</b> Jan-23 / Apr-24  <b>2023 Average Month:</b> 652  <b>Jan-Apr 2023:</b> 2,997  <b>Filings Trending:</b> ▼</p>	<p><b>Circuit/Court ID:</b> 3 203740  <b>Type of Case:</b> Filings  <b>2024 Average Month:</b> 625  <b>Jan-Apr 2024 :</b> 2,501  <b>Overall AVG. Month:</b> 645</p>  <p style="text-align: center; font-weight: bold;">Jan 23 - Apr 24</p>	<p style="text-align: center; font-size: 24px; font-weight: bold;">2,501      2,997</p>  <p style="text-align: center;">2024      2023</p>

Filings by Division																
Divisions		Jan	Feb	Mar	Apr	May	Jun	Jul	Aug	Sep	Oct	Nov	Dec	Thru Apr	% Change	Total
<b>Total</b>	2024	601	593	713	594	-	-	-	-	-	-	-	-	2,501	-17%	2,501
	2023	794	776	726	701	722	508	633	650	521	700	549	538	2,997	▼	7,818
<b>Civil</b>	2024	217	177	304	228	-	-	-	-	-	-	-	-	926	-5%	926
	2023	292	243	218	225	286	162	299	191	176	286	207	203	978	▼	2,788
<b>Criminal</b>	2024	95	95	150	110	-	-	-	-	-	-	-	-	450	-19%	450
	2023	117	174	99	163	188	131	129	208	132	132	93	133	553	▼	1,699
<b>Concealed Handgun Permits</b>	2024	120	132	114	117	-	-	-	-	-	-	-	-	483	-16%	483
	2023	183	144	149	102	115	79	86	105	78	109	81	98	578	▼	1,329
<b>Miscellaneous/ Other</b>	2024	169	189	145	138	-	-	-	-	-	-	-	-	641	-28%	641
	2023	201	215	260	211	132	136	119	142	134	173	168	104	887	▼	1,995
<b>Others</b>	2024	-	-	-	1	-	-	-	-	-	-	-	-	1	0%	1
	2023	1	-	-	-	1	-	-	4	1	-	-	-	1	↔	7

Filings by Case Category																
Case Categories		Jan	Feb	Mar	Apr	May	Jun	Jul	Aug	Sep	Oct	Nov	Dec	Thru Apr	% Change	Total
<b>Administrative Law</b>	2024	-	1	1	-	-	-	-	-	-	-	-	-	2	-33%	2
	2023	-	1	2	-	3	-	1	1	-	1	1	-	3	▼	10
<b>Capital Murder</b>	2024	-	-	1	-	-	-	-	-	-	-	-	-	1	-91%	1
	2023	4	6	-	1	3	-	2	-	-	-	-	-	11	▼	16
<b>Contested Divorce</b>	2024	8	8	10	8	-	-	-	-	-	-	-	-	34	-11%	34
	2023	8	9	11	10	10	7	8	8	11	6	7	8	38	▼	103
<b>Domestic and Family - Level 1</b>	2024	13	16	10	12	-	-	-	-	-	-	-	-	51	4%	51
	2023	10	11	14	14	4	3	4	14	4	17	17	17	49	▲	129
<b>Domestic and Family - Level 2</b>	2024	1	6	3	1	-	-	-	-	-	-	-	-	11	175%	11
	2023	-	-	2	2	2	2	1	2	7	1	2	6	4	▲	27
<b>Felonies and Related Matters</b>	2024	61	46	111	40	-	-	-	-	-	-	-	-	258	-7%	258
	2023	61	88	40	88	107	78	79	129	66	91	49	71	277	▼	947
<b>General Civil - Level 1</b>	2024	-	2	5	1	-	-	-	-	-	-	-	-	8	60%	8
	2023	1	-	3	1	1	1	1	2	1	1	-	1	5	▲	13
<b>General Civil - Level 2</b>	2024	13	14	21	23	-	-	-	-	-	-	-	-	71	-12%	71
	2023	14	22	24	21	20	19	14	20	15	27	18	13	81	▼	227
<b>General Civil - Level 3</b>	2024	153	103	215	155	-	-	-	-	-	-	-	-	626	-10%	626
	2023	246	167	131	150	229	107	246	125	125	218	146	143	694	▼	2,033
<b>Miscellaneous Civil</b>	2024	223	238	210	221	-	-	-	-	-	-	-	-	892	-17%	892
	2023	303	254	280	236	175	146	146	179	160	186	194	167	1,073	▼	2,426
<b>Misdemeanor</b>	2024	25	32	25	35	-	-	-	-	-	-	-	-	117	-17%	117
	2023	34	41	30	36	45	27	37	55	53	25	33	50	141	▼	466
<b>Other</b>	2024	57	84	53	35	-	-	-	-	-	-	-	-	229	-39%	229
	2023	79	103	119	75	72	71	56	70	52	87	52	28	376	▼	864
<b>Other Criminally Related Matters</b>	2024	22	19	16	36	-	-	-	-	-	-	-	-	93	-32%	93
	2023	18	47	34	38	34	27	13	26	13	16	14	12	137	▼	292
<b>Probates/Wills &amp; Trusts - Level 1</b>	2024	-	-	3	2	-	-	-	-	-	-	-	-	5	0%	5
	2023	-	3	1	1	-	-	-	-	1	-	-	1	5	↔	7
<b>Probates/Wills &amp; Trusts - Level 2</b>	2024	5	5	6	3	-	-	-	-	-	-	-	-	19	12%	19
	2023	3	3	5	6	1	2	4	3	2	3	4	2	17	▲	38
<b>Protective Orders</b>	2024	-	-	-	-	-	-	-	-	-	-	-	-	0	-100%	0
	2023	1	3	6	1	-	-	-	-	-	-	-	-	11	▼	11
<b>Uncontested Divorce</b>	2024	20	19	23	22	-	-	-	-	-	-	-	-	84	12%	84
	2023	12	18	24	21	16	18	21	16	11	21	12	19	75	▲	209

This report reflects data in the case management system. Numbers will update accordingly as reports are refreshed and posted.

Dashboard	Monthly Filings Summary	Jan --- Apr Filings
<p><b>Court:</b> Norfolk Circuit  <b>Start/End Date:</b> Jan-23 / Apr-24  <b>2023 Average Month:</b> 1,717  <b>Jan-Apr 2023:</b> 8,449  <b>Filings Trending:</b> ▼</p>	<p>Jan 23 - Apr 24</p>	<p><b>7,166</b> <b>8,449</b></p> <p>2024 2023</p>
<p><b>Circuit/Court ID:</b> 4 204710  <b>Type of Case:</b> Filings  <b>2024 Average Month:</b> 1,792  <b>Jan-Apr 2024 :</b> 7,166  <b>Overall AVG. Month:</b> 1,735</p>		

Filings by Division																
Divisions		Jan	Feb	Mar	Apr	May	Jun	Jul	Aug	Sep	Oct	Nov	Dec	Thru Apr	% Change	Total
<b>Total</b>	2024	2,005	1,332	2,527	1,302	-	-	-	-	-	-	-	-	7,166	-15%	7,166
	2023	2,565	1,720	2,664	1,500	2,471	1,170	1,235	1,561	1,791	1,215	1,141	1,566	8,449	▼	20,599
<b>Civil</b>	2024	381	407	437	408	-	-	-	-	-	-	-	-	1,633	-2%	1,633
	2023	399	410	480	382	417	433	374	464	374	407	365	353	1,671	▼	4,858
<b>Criminal</b>	2024	382	359	394	325	-	-	-	-	-	-	-	-	1,460	-7%	1,460
	2023	428	382	414	353	399	369	393	435	335	339	373	359	1,577	▼	4,579
<b>Concealed Handgun Permits</b>	2024	224	239	202	235	-	-	-	-	-	-	-	-	900	-16%	900
	2023	267	243	314	251	240	186	204	200	182	192	170	193	1,075	▼	2,642
<b>Miscellaneous/Other</b>	2024	1,016	325	1,487	327	-	-	-	-	-	-	-	-	3,155	-23%	3,155
	2023	1,469	684	1,455	514	1,414	181	262	460	900	272	233	660	4,122	▼	8,504
<b>Others</b>	2024	2	2	7	7	-	-	-	-	-	-	-	-	18	350%	18
	2023	2	1	1	-	1	1	2	2	-	5	-	1	4	▲	16

Filings by Case Category																
Case Categories		Jan	Feb	Mar	Apr	May	Jun	Jul	Aug	Sep	Oct	Nov	Dec	Thru Apr	% Change	Total
<b>Administrative Law</b>	2024	6	2	11	-	-	-	-	-	-	-	-	-	19	36%	19
	2023	8	2	3	1	9	1	1	7	8	1	-	4	14	▲	45
<b>Capital Murder</b>	2024	1	-	1	-	-	-	-	-	-	-	-	-	2	2	2
	2023	-	-	-	-	-	-	3	-	-	-	-	-	0	↔	3
<b>Contested Divorce</b>	2024	69	86	97	94	-	-	-	-	-	-	-	-	346	1%	346
	2023	81	76	97	87	92	87	62	75	71	77	82	82	341	▲	969
<b>Domestic and Family - Level 1</b>	2024	51	46	36	16	-	-	-	-	-	-	-	-	149	17%	149
	2023	42	39	35	11	29	30	15	49	32	24	10	23	127	▲	339
<b>Domestic and Family - Level 2</b>	2024	34	15	59	14	-	-	-	-	-	-	-	-	122	13%	122
	2023	39	18	38	13	48	7	4	19	34	13	9	23	108	▲	265
<b>Felonies and Related Matters</b>	2024	283	242	265	206	-	-	-	-	-	-	-	-	996	-6%	996
	2023	312	223	265	259	290	234	290	274	217	232	254	258	1,059	▼	3,108
<b>General Civil - Level 1</b>	2024	4	3	3	8	-	-	-	-	-	-	-	-	18	-22%	18
	2023	7	3	7	6	7	12	1	3	6	3	6	4	23	▼	65
<b>General Civil - Level 2</b>	2024	47	43	61	53	-	-	-	-	-	-	-	-	204	15%	204
	2023	36	51	54	36	43	51	37	62	52	47	41	36	177	▲	546
<b>General Civil - Level 3</b>	2024	144	37	238	29	-	-	-	-	-	-	-	-	448	29%	448
	2023	137	24	156	31	225	55	33	81	134	46	42	72	348	▲	1,036
<b>Miscellaneous Civil</b>	2024	934	490	1,290	421	-	-	-	-	-	-	-	-	3,135	-30%	3,135
	2023	1,430	821	1,503	705	1,307	330	420	557	887	395	347	695	4,459	▼	9,397
<b>Misdemeanor</b>	2024	58	75	90	85	-	-	-	-	-	-	-	-	308	-19%	308
	2023	85	122	111	60	85	73	61	98	65	59	70	53	378	▼	942
<b>Other</b>	2024	105	62	56	143	-	-	-	-	-	-	-	-	366	-8%	366
	2023	136	107	95	59	55	41	45	37	36	64	51	54	397	▼	780
<b>Other Criminally Related Matters</b>	2024	47	46	47	40	-	-	-	-	-	-	-	-	180	3%	180
	2023	40	45	44	45	34	65	44	70	56	50	54	48	174	▲	595
<b>Probates/Wills &amp; Trusts - Level 1</b>	2024	1	-	7	1	-	-	-	-	-	-	-	-	9	125%	9
	2023	2	-	2	-	6	1	3	2	5	4	2	2	4	▲	29
<b>Probates/Wills &amp; Trusts - Level 2</b>	2024	27	9	56	13	-	-	-	-	-	-	-	-	105	2%	105
	2023	34	17	35	17	49	5	12	22	23	14	11	29	103	▲	268
<b>Protective Orders</b>	2024	4	6	7	1	-	-	-	-	-	-	-	-	18	50%	18
	2023	3	3	6	-	6	3	6	9	3	5	7	7	12	▲	58
<b>Uncontested Divorce</b>	2024	190	170	203	178	-	-	-	-	-	-	-	-	741	2%	741
	2023	173	169	213	170	186	175	198	196	162	181	155	176	725	▲	2,154

This report reflects data in the case management system. Numbers will update accordingly as reports are refreshed and posted.

Dashboard		Monthly Filings Summary		Jan --- Apr Filings	
<p><b>Court:</b> Isle of Wight Circuit  <b>Start/End Date:</b> Jan-23 / Apr-24  <b>2023 Average Month:</b> 162  <b>Jan-Apr 2023:</b> 794  <b>Filings Trending:</b> ▼</p>	<p><b>Circuit/Court ID:</b> 5 205093  <b>Type of Case:</b> Filings  <b>2024 Average Month:</b> 168  <b>Jan-Apr 2024 :</b> 672  <b>Overall AVG. Month:</b> 164</p>	<p>Jan 23 - Apr 24</p>		<p>2024: 672, 2023: 794</p>	

Filings by Division																
Divisions		Jan	Feb	Mar	Apr	May	Jun	Jul	Aug	Sep	Oct	Nov	Dec	Thru Apr	% Change	Total
<b>Total</b>	2024	181	156	185	150	-	-	-	-	-	-	-	-	672	-15%	672
	2023	221	161	261	151	143	151	128	148	118	172	149	145	794	▼	1,948
<b>Civil</b>	2024	19	33	24	16	-	-	-	-	-	-	-	-	92	0%	92
	2023	27	17	23	25	16	24	15	18	16	23	14	24	92	↔	242
<b>Criminal</b>	2024	56	38	35	51	-	-	-	-	-	-	-	-	180	43%	180
	2023	29	17	65	15	29	43	15	33	25	45	53	36	126	▲	405
<b>Concealed Handgun Permits</b>	2024	90	63	101	64	-	-	-	-	-	-	-	-	318	-29%	318
	2023	126	112	121	87	70	52	67	70	50	82	65	64	446	▼	966
<b>Miscellaneous/Other</b>	2024	16	22	24	19	-	-	-	-	-	-	-	-	81	-37%	81
	2023	38	15	52	24	28	31	31	27	27	22	17	21	129	▼	333
<b>Others</b>	2024	-	-	1	-	-	-	-	-	-	-	-	-	1	0%	1
	2023	1	-	-	-	-	1	-	-	-	-	-	-	1	↔	2

Filings by Case Category																
Case Categories		Jan	Feb	Mar	Apr	May	Jun	Jul	Aug	Sep	Oct	Nov	Dec	Thru Apr	% Change	Total
<b>Administrative Law</b>	2024	-	-	-	-	-	-	-	-	-	-	-	-	0	-100%	0
	2023	1	-	-	-	-	-	-	-	1	-	-	-	1	▼	2
<b>Contested Divorce</b>	2024	2	3	1	6	-	-	-	-	-	-	-	-	12	-8%	12
	2023	2	2	4	5	3	1	1	4	4	7	1	1	13	▼	35
<b>Domestic and Family - Level 1</b>	2024	5	5	3	-	-	-	-	-	-	-	-	-	13	18%	13
	2023	7	-	2	2	2	3	1	2	-	-	2	-	11	▲	21
<b>Domestic and Family - Level 2</b>	2024	-	4	2	-	-	-	-	-	-	-	-	-	6	20%	6
	2023	2	-	3	-	-	2	-	-	2	-	-	4	5	▲	13
<b>Felonies and Related Matters</b>	2024	36	16	22	32	-	-	-	-	-	-	-	-	106	18%	106
	2023	19	16	44	11	23	31	9	22	12	27	36	24	90	▲	274
<b>General Civil - Level 1</b>	2024	-	-	1	-	-	-	-	-	-	-	-	-	1	1	1
	2023	-	-	-	-	-	1	-	-	-	-	-	1	1	0	↔
<b>General Civil - Level 2</b>	2024	7	6	8	3	-	-	-	-	-	-	-	-	24	50%	24
	2023	4	4	5	3	2	3	2	1	-	4	2	1	16	▲	31
<b>General Civil - Level 3</b>	2024	3	4	3	1	-	-	-	-	-	-	-	-	11	-15%	11
	2023	5	2	1	5	3	4	7	3	1	3	2	4	13	▼	40
<b>Miscellaneous Civil</b>	2024	102	82	121	83	-	-	-	-	-	-	-	-	388	-25%	388
	2023	146	120	150	101	86	76	84	88	67	95	76	77	517	▼	1,166
<b>Misdemeanor</b>	2024	14	17	9	13	-	-	-	-	-	-	-	-	53	231%	53
	2023	5	-	8	3	4	2	3	5	5	15	11	5	16	▲	66
<b>Other</b>	2024	2	2	1	-	-	-	-	-	-	-	-	-	5	-91%	5
	2023	18	7	21	12	10	8	11	8	11	8	6	5	58	▼	125
<b>Other Criminally Related Matters</b>	2024	6	5	4	6	-	-	-	-	-	-	-	-	21	-9%	21
	2023	6	3	13	1	3	10	3	6	8	4	6	7	23	▼	70
<b>Probates/Wills &amp; Trusts - Level 1</b>	2024	-	-	-	-	-	-	-	-	-	-	-	-	0	0	0
	2023	-	-	-	-	-	-	-	-	-	-	-	2	0	↔	2
<b>Probates/Wills &amp; Trusts - Level 2</b>	2024	2	2	4	2	-	-	-	-	-	-	-	-	10	150%	10
	2023	1	1	2	-	1	1	-	-	1	1	1	6	4	▲	15
<b>Uncontested Divorce</b>	2024	2	10	6	4	-	-	-	-	-	-	-	-	22	-19%	22
	2023	5	6	8	8	6	9	7	9	6	8	5	8	27	▼	85



Dashboard		Monthly Filings Summary		Jan --- Apr Filings	
<p><b>Court:</b> Southampton Circuit  <b>Start/End Date:</b> Jan-23 / Apr-24  <b>2023 Average Month:</b> 177  <b>Jan-Apr 2023:</b> 845  <b>Filings Trending:</b> ▼</p>	<p><b>Circuit/Court ID:</b> 5 205175  <b>Type of Case:</b> Filings  <b>2024 Average Month:</b> 179  <b>Jan-Apr 2024 :</b> 716  <b>Overall AVG. Month:</b> 178</p>				

Filings by Division																
Divisions		Jan	Feb	Mar	Apr	May	Jun	Jul	Aug	Sep	Oct	Nov	Dec	Thru Apr	% Change	Total
<b>Total</b>	2024	180	199	136	201	-	-	-	-	-	-	-	-	716	-15%	716
	2023	212	205	218	210	199	126	178	189	147	159	130	152	845	▼	2,125
<b>Civil</b>	2024	15	24	19	14	-	-	-	-	-	-	-	-	72	-5%	72
	2023	13	15	14	34	16	14	22	27	18	12	17	15	76	▼	217
<b>Criminal</b>	2024	83	91	63	110	-	-	-	-	-	-	-	-	347	-10%	347
	2023	91	102	87	104	105	51	98	79	57	66	65	63	384	▼	968
<b>Concealed Handgun Permits</b>	2024	42	57	33	36	-	-	-	-	-	-	-	-	168	-38%	168
	2023	80	60	87	44	43	36	31	48	37	52	32	53	271	▼	603
<b>Miscellaneous/Other</b>	2024	40	27	21	41	-	-	-	-	-	-	-	-	129	13%	129
	2023	28	28	30	28	35	25	27	34	35	29	16	21	114	▲	336
<b>Others</b>	2024	-	-	-	-	-	-	-	-	-	-	-	-	0	0	0
	2023	-	-	-	-	-	-	-	1	-	-	-	-	0	↔	1

Filings by Case Category																
Case Categories		Jan	Feb	Mar	Apr	May	Jun	Jul	Aug	Sep	Oct	Nov	Dec	Thru Apr	% Change	Total
<b>Administrative Law</b>	2024	-	-	-	-	-	-	-	-	-	-	-	-	0	0	0
	2023	-	-	-	-	-	-	-	1	-	-	-	-	0	↔	1
<b>Contested Divorce</b>	2024	-	-	4	2	-	-	-	-	-	-	-	-	6	-40%	6
	2023	2	4	1	3	-	1	2	2	3	1	2	2	10	▼	23
<b>Domestic and Family - Level 1</b>	2024	-	1	-	1	-	-	-	-	-	-	-	-	2	0%	2
	2023	-	-	1	1	2	-	1	3	-	1	1	-	2	↔	10
<b>Domestic and Family - Level 2</b>	2024	-	-	1	2	-	-	-	-	-	-	-	-	3	200%	3
	2023	-	-	-	1	-	-	1	1	1	1	-	-	1	▲	5
<b>Felonies and Related Matters</b>	2024	65	44	33	55	-	-	-	-	-	-	-	-	197	-18%	197
	2023	65	62	60	53	72	28	64	45	41	26	50	33	240	▼	599
<b>General Civil - Level 1</b>	2024	-	-	-	-	-	-	-	-	-	-	-	-	0	-100%	0
	2023	-	1	-	1	-	1	-	-	-	-	1	-	2	▼	4
<b>General Civil - Level 2</b>	2024	3	4	3	3	-	-	-	-	-	-	-	-	13	8%	13
	2023	1	4	4	3	5	2	1	8	4	2	2	6	12	▲	42
<b>General Civil - Level 3</b>	2024	7	12	4	4	-	-	-	-	-	-	-	-	27	4%	27
	2023	6	2	-	18	2	5	10	5	3	3	5	3	26	▲	62
<b>Miscellaneous Civil</b>	2024	57	69	47	52	-	-	-	-	-	-	-	-	225	-32%	225
	2023	92	75	104	61	59	47	44	62	53	68	40	63	332	▼	768
<b>Misdemeanor</b>	2024	13	24	12	34	-	-	-	-	-	-	-	-	83	-14%	83
	2023	16	29	14	37	22	15	15	27	9	16	11	20	96	▼	231
<b>Other</b>	2024	26	15	7	25	-	-	-	-	-	-	-	-	73	38%	73
	2023	16	11	14	12	18	17	16	22	19	14	13	12	53	▲	184
<b>Other Criminally Related Matters</b>	2024	5	23	18	21	-	-	-	-	-	-	-	-	67	40%	67
	2023	10	11	13	14	11	8	19	8	7	24	4	10	48	▲	139
<b>Probates/Wills &amp; Trusts - Level 1</b>	2024	-	-	1	-	-	-	-	-	-	-	-	-	1	1	1
	2023	-	-	-	-	-	-	-	-	2	-	-	1	0	↔	3
<b>Probates/Wills &amp; Trusts - Level 2</b>	2024	-	-	-	-	-	-	-	-	-	-	-	-	0	-100%	0
	2023	-	1	-	-	2	-	-	-	-	-	-	-	1	▼	3
<b>Protective Orders</b>	2024	-	-	-	-	-	-	-	-	-	-	-	-	0	-100%	0
	2023	1	-	-	2	-	-	-	-	-	-	-	-	3	▼	3
<b>Uncontested Divorce</b>	2024	4	7	6	2	-	-	-	-	-	-	-	-	19	0%	19
	2023	3	5	7	4	6	2	5	5	5	2	2	2	19	↔	48

This report reflects data in the case management system. Numbers will update accordingly as reports are refreshed and posted.

Dashboard	Monthly Filings Summary	Jan --- Apr Filings
<p><b>Court:</b> Suffolk Circuit  <b>Start/End Date:</b> Jan-23 / Apr-24  <b>2023 Average Month:</b> 618  <b>Jan-Apr 2023:</b> 2,626  <b>Filings Trending:</b> ▼</p>	<p><b>Circuit/Court ID:</b> 5 205800  <b>Type of Case:</b> Filings  <b>2024 Average Month:</b> 596  <b>Jan-Apr 2024 :</b> 2,382  <b>Overall AVG. Month:</b> 613</p> <p style="text-align: center;">Jan 23 - Apr 24</p>	<p style="text-align: center;">2,382      2,626</p> <p style="text-align: center;">2024      2023</p>

Filings by Division																
Divisions		Jan	Feb	Mar	Apr	May	Jun	Jul	Aug	Sep	Oct	Nov	Dec	Thru Apr	% Change	Total
<b>Total</b>	2024	678	608	588	508	-	-	-	-	-	-	-	-	2,382	-9%	2,382
	2023	808	566	686	566	668	830	498	632	592	582	571	421	2,626	▼	7,420
<b>Civil</b>	2024	64	86	71	74	-	-	-	-	-	-	-	-	295	3%	295
	2023	68	64	88	67	91	82	65	68	88	73	62	51	287	▲	867
<b>Criminal</b>	2024	317	251	243	203	-	-	-	-	-	-	-	-	1,014	-4%	1,014
	2023	372	213	264	203	330	499	211	334	286	285	290	140	1,052	▼	3,427
<b>Concealed Handgun Permits</b>	2024	175	174	155	129	-	-	-	-	-	-	-	-	633	-27%	633
	2023	246	187	232	198	139	152	156	138	129	142	152	144	863	▼	2,015
<b>Miscellaneous/Other</b>	2024	121	94	118	100	-	-	-	-	-	-	-	-	433	3%	433
	2023	121	102	101	98	108	96	66	91	89	81	66	86	422	▲	1,105
<b>Others</b>	2024	1	3	1	2	-	-	-	-	-	-	-	-	7	250%	7
	2023	1	-	1	-	-	1	-	1	-	1	1	-	2	▲	6

Filings by Case Category																
Case Categories		Jan	Feb	Mar	Apr	May	Jun	Jul	Aug	Sep	Oct	Nov	Dec	Thru Apr	% Change	Total
<b>Administrative Law</b>	2024	-	-	-	-	-	-	-	-	-	-	-	-	0	-100%	0
	2023	1	-	-	-	-	-	-	1	-	-	-	1	1	▼	3
<b>Capital Murder</b>	2024	-	-	1	-	-	-	-	-	-	-	-	-	1	0%	1
	2023	1	-	-	-	-	-	-	2	-	-	-	-	1	↔	3
<b>Contested Divorce</b>	2024	8	8	13	9	-	-	-	-	-	-	-	-	38	9%	38
	2023	12	10	7	6	7	9	4	5	11	9	8	7	35	▲	95
<b>Domestic and Family - Level 1</b>	2024	8	10	3	2	-	-	-	-	-	-	-	-	23	5%	23
	2023	7	4	6	5	5	6	4	2	10	6	7	5	22	▲	67
<b>Domestic and Family - Level 2</b>	2024	4	11	9	3	-	-	-	-	-	-	-	-	27	-31%	27
	2023	11	6	15	7	10	11	8	6	7	5	5	4	39	▼	95
<b>Felonies and Related Matters</b>	2024	216	138	144	131	-	-	-	-	-	-	-	-	629	-2%	629
	2023	220	146	162	113	132	410	139	218	173	189	157	81	641	▼	2,140
<b>General Civil - Level 1</b>	2024	-	-	1	-	-	-	-	-	-	-	-	-	1	0%	1
	2023	1	-	-	-	2	2	1	-	1	2	1	-	1	↔	10
<b>General Civil - Level 2</b>	2024	10	15	23	15	-	-	-	-	-	-	-	-	63	9%	63
	2023	8	15	20	15	17	15	12	15	20	22	10	5	58	▲	174
<b>General Civil - Level 3</b>	2024	17	8	5	10	-	-	-	-	-	-	-	-	40	18%	40
	2023	10	8	12	4	11	7	13	14	12	10	9	8	34	▲	118
<b>Miscellaneous Civil</b>	2024	217	224	206	171	-	-	-	-	-	-	-	-	818	-22%	818
	2023	299	225	275	245	185	191	196	185	168	183	186	183	1,044	▼	2,521
<b>Misdemeanor</b>	2024	81	90	76	53	-	-	-	-	-	-	-	-	300	-12%	300
	2023	127	55	74	83	185	71	55	98	92	65	116	41	339	▼	1,062
<b>Other</b>	2024	81	50	69	58	-	-	-	-	-	-	-	-	258	8%	258
	2023	69	61	56	53	61	55	32	45	52	40	37	44	239	▲	605
<b>Other Criminally Related Matters</b>	2024	21	23	22	19	-	-	-	-	-	-	-	-	85	15%	85
	2023	24	12	28	10	21	19	17	16	21	31	17	18	74	▲	234
<b>Probates/Wills &amp; Trusts - Level 1</b>	2024	1	1	-	-	-	-	-	-	-	-	-	-	2	-50%	2
	2023	2	1	-	1	-	-	-	-	-	-	-	-	4	▼	4
<b>Probates/Wills &amp; Trusts - Level 2</b>	2024	2	9	1	7	-	-	-	-	-	-	-	-	19	58%	19
	2023	-	2	6	4	8	5	4	4	1	5	6	4	12	▲	49
<b>Uncontested Divorce</b>	2024	12	21	15	30	-	-	-	-	-	-	-	-	78	-5%	78
	2023	16	21	25	20	24	29	13	21	24	15	12	20	82	▼	240

This report reflects data in the case management system. Numbers will update accordingly as reports are refreshed and posted.

Dashboard		Monthly Filings Summary		Jan --- Apr Filings					
<p><b>Court:</b> Brunswick Circuit  <b>Start/End Date:</b> Jan-23 / Apr-24  <b>2023 Average Month:</b> 101  <b>Jan-Apr 2023:</b> 463  <b>Filings Trending:</b> ↔</p>	<p><b>Circuit/Court ID:</b> 6 206025  <b>Type of Case:</b> Filings  <b>2024 Average Month:</b> 115  <b>Jan-Apr 2024 :</b> 461  <b>Overall AVG. Month:</b> 105</p>	<p style="text-align: center; font-weight: bold; color: white;">Jan 23 - Apr 24</p>		<table style="width: 100%; border: 1px solid black;"> <tr> <td style="width: 50%; text-align: center; font-weight: bold; color: white;">461</td> <td style="width: 50%; text-align: center; font-weight: bold; color: white;">463</td> </tr> <tr> <td style="text-align: center;">2024</td> <td style="text-align: center;">2023</td> </tr> </table>		461	463	2024	2023
461	463								
2024	2023								

Filings by Division																
Divisions		Jan	Feb	Mar	Apr	May	Jun	Jul	Aug	Sep	Oct	Nov	Dec	Thru Apr	% Change	Total
<b>Total</b>	2024	91	114	86	170	-	-	-	-	-	-	-	-	461	0%	461
	2023	123	151	77	112	86	85	79	152	78	86	107	76	463	▼	1,212
<b>Civil</b>	2024	3	7	1	11	-	-	-	-	-	-	-	-	22	-35%	22
	2023	7	5	7	15	4	6	7	5	3	10	13	12	34	▼	94
<b>Criminal</b>	2024	41	56	24	110	-	-	-	-	-	-	-	-	231	-2%	231
	2023	59	91	40	46	46	40	37	86	43	34	37	40	236	▼	599
<b>Concealed Handgun Permits</b>	2024	37	33	45	36	-	-	-	-	-	-	-	-	151	11%	151
	2023	51	43	12	30	17	28	22	45	23	16	42	15	136	▲	344
<b>Miscellaneous/ Other</b>	2024	10	18	16	13	-	-	-	-	-	-	-	-	57	0%	57
	2023	6	12	18	21	19	11	13	13	9	26	15	9	57	↔	172
<b>Others</b>	2024	-	-	-	-	-	-	-	-	-	-	-	-	0	0	0
	2023	-	-	-	-	-	-	-	3	-	-	-	-	0	↔	3

Filings by Case Category																
Case Categories		Jan	Feb	Mar	Apr	May	Jun	Jul	Aug	Sep	Oct	Nov	Dec	Thru Apr	% Change	Total
<b>Administrative Law</b>	2024	-	-	1	-	-	-	-	-	-	-	-	-	1	1	1
	2023	-	-	-	-	-	-	-	-	-	-	-	-	0	↔	0
<b>Contested Divorce</b>	2024	1	1	-	2	-	-	-	-	-	-	-	-	4	0%	4
	2023	-	1	2	1	1	1	1	1	-	-	-	-	4	↔	8
<b>Domestic and Family - Level 1</b>	2024	-	-	-	-	-	-	-	-	-	-	-	-	0	-100%	0
	2023	2	-	-	9	-	-	-	2	-	4	-	3	11	▼	20
<b>Domestic and Family - Level 2</b>	2024	-	-	-	-	-	-	-	-	-	-	-	-	0	-100%	0
	2023	1	-	-	-	-	-	-	-	-	1	1	-	1	▼	3
<b>Felonies and Related Matters</b>	2024	14	30	17	63	-	-	-	-	-	-	-	-	124	-12%	124
	2023	32	65	24	20	20	25	16	51	21	9	13	9	141	▼	305
<b>General Civil - Level 1</b>	2024	-	-	-	-	-	-	-	-	-	-	-	-	0	0	0
	2023	-	-	-	-	2	-	-	-	-	1	-	1	0	↔	4
<b>General Civil - Level 2</b>	2024	-	1	1	3	-	-	-	-	-	-	-	-	5	0%	5
	2023	1	1	1	2	2	2	-	1	1	1	2	2	5	↔	16
<b>General Civil - Level 3</b>	2024	-	-	-	3	-	-	-	-	-	-	-	-	3	-50%	3
	2023	2	2	1	1	-	1	2	-	1	1	2	2	6	▼	15
<b>Miscellaneous Civil</b>	2024	46	40	52	41	-	-	-	-	-	-	-	-	179	9%	179
	2023	54	52	21	37	26	37	33	54	26	33	47	20	164	▲	440
<b>Misdemeanor</b>	2024	24	23	5	32	-	-	-	-	-	-	-	-	84	17%	84
	2023	23	25	8	16	14	9	16	26	19	18	17	9	72	▲	200
<b>Other</b>	2024	1	10	8	8	-	-	-	-	-	-	-	-	27	-10%	27
	2023	2	4	10	14	7	1	3	7	6	10	10	3	30	▼	77
<b>Other Criminally Related Matters</b>	2024	3	3	2	16	-	-	-	-	-	-	-	-	24	4%	24
	2023	4	1	8	10	12	6	5	9	4	7	13	27	23	▲	106
<b>Probates/Wills &amp; Trusts - Level 2</b>	2024	-	1	-	-	-	-	-	-	-	-	-	-	1	1	1
	2023	-	-	-	-	1	-	-	2	-	-	-	-	0	↔	3
<b>Protective Orders</b>	2024	-	1	-	-	-	-	-	-	-	-	-	-	1	1	1
	2023	-	-	-	-	-	-	-	-	-	-	-	-	0	↔	0
<b>Uncontested Divorce</b>	2024	2	4	-	2	-	-	-	-	-	-	-	-	8	33%	8
	2023	2	-	2	2	1	3	1	1	-	1	2	-	6	▲	15

Dashboard		Monthly Filings Summary		Jan --- Apr Filings	
<b>Court:</b> Greenville Circuit	<b>Circuit/Court ID:</b> 6 206081				
<b>Start/End Date:</b> Jan-23 / Apr-24	<b>Type of Case:</b> Filings				
<b>2023 Average Month:</b> 107	<b>2024 Average Month:</b> 125				
<b>Jan-Apr 2023:</b> 445	<b>Jan-Apr 2024 :</b> 500				
<b>Filings Trending:</b> ▲	<b>Overall AVG. Month:</b> 111				

Filings by Division																
Divisions		Jan	Feb	Mar	Apr	May	Jun	Jul	Aug	Sep	Oct	Nov	Dec	Thru Apr	% Change	Total
<b>Total</b>	2024	148	126	128	98	-	-	-	-	-	-	-	-	500	12%	500
	2023	116	88	149	92	89	105	75	110	165	87	119	83	445	▲	1,278
<b>Civil</b>	2024	10	10	11	7	-	-	-	-	-	-	-	-	38	36%	38
	2023	4	7	12	5	10	13	7	16	9	10	6	6	28	▲	105
<b>Criminal</b>	2024	98	68	62	45	-	-	-	-	-	-	-	-	273	20%	273
	2023	58	40	88	41	40	62	47	37	114	41	89	60	227	▲	717
<b>Concealed Handgun Permits</b>	2024	27	21	22	26	-	-	-	-	-	-	-	-	96	-14%	96
	2023	32	28	28	24	20	20	17	27	23	18	13	8	112	▼	258
<b>Miscellaneous/ Other</b>	2024	13	27	33	20	-	-	-	-	-	-	-	-	93	21%	93
	2023	22	13	21	21	18	10	4	30	18	18	11	9	77	▲	195
<b>Others</b>	2024	-	-	-	-	-	-	-	-	-	-	-	-	0	-100%	0
	2023	-	-	-	1	1	-	-	-	-	1	-	-	1	▼	3

Filings by Case Category																
Case Categories		Jan	Feb	Mar	Apr	May	Jun	Jul	Aug	Sep	Oct	Nov	Dec	Thru Apr	% Change	Total
<b>Administrative Law</b>	2024	-	-	-	-	-	-	-	-	-	-	-	-	0	0	0
	2023	-	-	-	-	-	-	-	-	-	-	-	1	0	↔	1
<b>Capital Murder</b>	2024	-	-	-	-	-	-	-	-	-	-	-	-	0	-100%	0
	2023	-	-	1	-	1	-	-	-	-	-	-	-	1	▼	2
<b>Contested Divorce</b>	2024	2	-	1	1	-	-	-	-	-	-	-	-	4	100%	4
	2023	-	2	-	-	2	2	-	-	-	-	-	1	2	▲	7
<b>Domestic and Family - Level 1</b>	2024	-	-	1	2	-	-	-	-	-	-	-	-	3	-25%	3
	2023	-	1	2	1	-	-	1	3	2	2	-	-	4	▼	12
<b>Domestic and Family - Level 2</b>	2024	-	1	1	-	-	-	-	-	-	-	-	-	2	0%	2
	2023	1	-	1	-	-	4	-	-	-	2	-	1	2	↔	9
<b>Felonies and Related Matters</b>	2024	70	32	29	25	-	-	-	-	-	-	-	-	156	10%	156
	2023	35	27	55	25	30	44	24	21	65	28	59	44	142	▲	457
<b>General Civil - Level 1</b>	2024	-	-	-	-	-	-	-	-	-	-	-	-	0	0	0
	2023	-	-	-	-	-	-	-	-	-	-	1	-	0	↔	1
<b>General Civil - Level 2</b>	2024	7	4	2	2	-	-	-	-	-	-	-	-	15	114%	15
	2023	2	1	3	1	3	3	2	3	3	1	1	-	7	▲	23
<b>General Civil - Level 3</b>	2024	1	2	1	-	-	-	-	-	-	-	-	-	4	33%	4
	2023	2	1	-	-	2	-	1	6	5	3	1	-	3	▲	21
<b>Miscellaneous Civil</b>	2024	29	27	33	34	-	-	-	-	-	-	-	-	123	-14%	123
	2023	44	32	39	28	26	26	20	41	27	24	18	13	143	▼	338
<b>Misdemeanor</b>	2024	23	27	28	14	-	-	-	-	-	-	-	-	92	77%	92
	2023	13	10	15	14	9	17	14	9	40	11	28	13	52	▲	193
<b>Other</b>	2024	8	20	22	12	-	-	-	-	-	-	-	-	62	38%	62
	2023	8	8	11	18	14	5	2	18	14	10	5	4	45	▲	117
<b>Other Criminally Related Matters</b>	2024	7	9	5	6	-	-	-	-	-	-	-	-	27	-16%	27
	2023	10	3	17	2	1	1	9	7	9	4	2	4	32	▼	69
<b>Probates/Wills &amp; Trusts - Level 2</b>	2024	1	-	1	-	-	-	-	-	-	-	-	-	2	100%	2
	2023	-	-	1	-	-	-	-	-	-	-	-	-	1	▲	1
<b>Uncontested Divorce</b>	2024	-	4	4	2	-	-	-	-	-	-	-	-	10	-9%	10
	2023	1	3	4	3	1	3	2	2	-	1	5	2	11	▼	27

# CPSS-CCMS-10.01 CASELOAD STATISTICS OF THE CIRCUIT COURTS

Prince George

January 2023 -- April 2024 Filings

Alexandria and Fairfax Circuit are not Included in State Totals

Dashboard		Monthly Filings Summary		Jan --- Apr Filings	
<b>Court:</b> Prince George Circuit <b>Start/End Date:</b> Jan-23 / Apr-24 <b>2023 Average Month:</b> 188 <b>Jan-Apr 2023:</b> 890 <b>Filings Trending:</b> ▼	<b>Circuit/Court ID:</b> 6 206149 <b>Type of Case:</b> Filings <b>2024 Average Month:</b> 188 <b>Jan-Apr 2024 :</b> 751 <b>Overall AVG. Month:</b> 188	<p>Jan 23 - Apr 24</p>	<p>751 (2024) vs 890 (2023)</p>		

Filings by Division																
Divisions		Jan	Feb	Mar	Apr	May	Jun	Jul	Aug	Sep	Oct	Nov	Dec	Thru Apr	% Change	Total
<b>Total</b>	2024	166	180	242	163	-	-	-	-	-	-	-	-	751	-16%	751
	2023	255	209	275	151	202	176	162	142	158	167	180	177	890	▼	2,254
<b>Civil</b>	2024	16	24	30	28	-	-	-	-	-	-	-	-	98	-1%	98
	2023	28	15	32	24	18	23	18	15	16	15	26	30	99	▼	260
<b>Criminal</b>	2024	53	79	126	41	-	-	-	-	-	-	-	-	299	-16%	299
	2023	105	87	115	48	102	60	74	62	84	74	82	88	355	▼	981
<b>Concealed Handgun Permits</b>	2024	80	57	71	74	-	-	-	-	-	-	-	-	282	-27%	282
	2023	113	97	106	71	64	79	60	50	47	66	61	46	387	▼	860
<b>Miscellaneous/Other</b>	2024	8	15	15	19	-	-	-	-	-	-	-	-	57	16%	57
	2023	9	10	22	8	18	14	10	14	11	12	11	13	49	▲	152
<b>Others</b>	2024	9	5	-	1	-	-	-	-	-	-	-	-	15	15	15
	2023	-	-	-	-	-	-	-	1	-	-	-	-	0	↔	1

Filings by Case Category																
Case Categories		Jan	Feb	Mar	Apr	May	Jun	Jul	Aug	Sep	Oct	Nov	Dec	Thru Apr	% Change	Total
<b>Contested Divorce</b>	2024	2	2	4	2	-	-	-	-	-	-	-	-	10	-41%	10
	2023	3	1	4	9	2	2	4	5	3	2	2	1	17	▼	38
<b>Domestic and Family - Level 1</b>	2024	1	3	5	4	-	-	-	-	-	-	-	-	13	18%	13
	2023	3	1	2	5	-	5	3	1	1	3	5	9	11	▲	38
<b>Domestic and Family - Level 2</b>	2024	1	-	1	-	-	-	-	-	-	-	-	-	2	-60%	2
	2023	3	1	1	-	-	1	-	-	-	-	1	2	5	▼	9
<b>Felonies and Related Matters</b>	2024	32	37	74	30	-	-	-	-	-	-	-	-	173	-12%	173
	2023	51	44	74	27	65	39	53	42	57	49	57	60	196	▼	618
<b>General Civil - Level 1</b>	2024	-	1	-	-	-	-	-	-	-	-	-	-	1	1	1
	2023	-	-	-	-	2	1	-	-	2	-	-	1	0	↔	6
<b>General Civil - Level 2</b>	2024	2	6	6	6	-	-	-	-	-	-	-	-	20	25%	20
	2023	5	4	6	1	6	6	3	1	3	4	5	8	16	▲	52
<b>General Civil - Level 3</b>	2024	4	-	1	4	-	-	-	-	-	-	-	-	9	-44%	9
	2023	9	2	5	-	2	5	4	3	1	4	3	1	16	▼	39
<b>Miscellaneous Civil</b>	2024	88	71	85	92	-	-	-	-	-	-	-	-	336	-23%	336
	2023	122	106	127	79	78	92	70	64	57	75	71	59	434	▼	1,000
<b>Misdemeanor</b>	2024	17	35	47	8	-	-	-	-	-	-	-	-	107	-26%	107
	2023	49	40	38	17	34	19	16	14	24	22	23	22	144	▼	318
<b>Other</b>	2024	9	5	1	1	-	-	-	-	-	-	-	-	16	700%	16
	2023	2	-	-	-	1	-	-	1	-	-	-	1	2	▲	5
<b>Other Criminally Related Matters</b>	2024	4	7	6	7	-	-	-	-	-	-	-	-	24	60%	24
	2023	5	3	3	4	4	3	5	6	3	3	2	7	15	▲	48
<b>Probates/Wills &amp; Trusts - Level 1</b>	2024	-	-	2	-	-	-	-	-	-	-	-	-	2	100%	2
	2023	-	1	-	-	-	-	-	-	-	-	-	-	1	▲	1
<b>Probates/Wills &amp; Trusts - Level 2</b>	2024	-	3	1	1	-	-	-	-	-	-	-	-	5	67%	5
	2023	-	2	-	1	1	-	-	1	-	-	-	1	3	▲	6
<b>Protective Orders</b>	2024	-	1	-	1	-	-	-	-	-	-	-	-	2	2	2
	2023	-	-	-	-	-	-	-	-	-	-	-	3	0	↔	3
<b>Uncontested Divorce</b>	2024	6	9	9	7	-	-	-	-	-	-	-	-	31	3%	31
	2023	3	4	15	8	7	3	4	4	7	5	10	3	30	▲	73

This report reflects data in the case management system. Numbers will update accordingly as reports are refreshed and posted.

Dashboard		Monthly Filings Summary		Jan --- Apr Filings	
<p><b>Court:</b> Surry Circuit  <b>Start/End Date:</b> Jan-23 / Apr-24  <b>2023 Average Month:</b> 31  <b>Jan-Apr 2023:</b> 131  <b>Filings Trending:</b> ▼</p>	<p><b>Circuit/Court ID:</b> 6 206181  <b>Type of Case:</b> Filings  <b>2024 Average Month:</b> 23  <b>Jan-Apr 2024 :</b> 93  <b>Overall AVG. Month:</b> 29</p>				

Filings by Division																
Divisions		Jan	Feb	Mar	Apr	May	Jun	Jul	Aug	Sep	Oct	Nov	Dec	Thru Apr	% Change	Total
<b>Total</b>	2024	17	18	31	27	-	-	-	-	-	-	-	-	93	-29%	93
	2023	37	22	33	39	27	27	22	26	22	41	23	54	131	▼	373
<b>Civil</b>	2024	1	2	6	2	-	-	-	-	-	-	-	-	11	-8%	11
	2023	3	-	3	6	3	3	2	3	3	3	1	2	12	▼	32
<b>Criminal</b>	2024	-	1	2	-	-	-	-	-	-	-	-	-	3	-85%	3
	2023	2	8	8	2	8	7	3	9	4	21	1	30	20	▼	103
<b>Concealed Handgun Permits</b>	2024	14	14	14	21	-	-	-	-	-	-	-	-	63	-28%	63
	2023	28	12	20	27	12	11	12	11	13	13	12	16	87	▼	187
<b>Miscellaneous/ Other</b>	2024	2	1	9	4	-	-	-	-	-	-	-	-	16	33%	16
	2023	4	2	2	4	4	6	5	3	2	4	9	6	12	▲	51

Filings by Case Category																
Case Categories		Jan	Feb	Mar	Apr	May	Jun	Jul	Aug	Sep	Oct	Nov	Dec	Thru Apr	% Change	Total
<b>Administrative Law</b>	2024	-	-	-	1	-	-	-	-	-	-	-	-	1	1	1
	2023	-	-	-	-	-	-	-	-	-	-	-	-	0	↔	0
<b>Contested Divorce</b>	2024	1	-	-	-	-	-	-	-	-	-	-	-	1	1	1
	2023	-	-	-	-	-	-	-	-	-	1	-	-	0	↔	1
<b>Domestic and Family - Level 1</b>	2024	-	-	-	-	-	-	-	-	-	-	-	-	0	-100%	0
	2023	-	-	2	-	-	-	-	1	-	-	1	-	1	2	▼
<b>Domestic and Family - Level 2</b>	2024	-	-	-	-	-	-	-	-	-	-	-	-	0	0	0
	2023	-	-	-	-	-	1	-	-	-	-	-	-	0	↔	1
<b>Felonies and Related Matters</b>	2024	-	-	1	-	-	-	-	-	-	-	-	-	1	-93%	1
	2023	2	7	6	-	7	4	-	4	1	15	-	27	15	▼	73
<b>General Civil - Level 1</b>	2024	-	-	-	1	-	-	-	-	-	-	-	-	1	1	1
	2023	-	-	-	-	-	-	-	-	-	-	-	-	0	↔	0
<b>General Civil - Level 2</b>	2024	-	2	5	1	-	-	-	-	-	-	-	-	8	33%	8
	2023	1	-	1	4	-	1	1	-	-	-	-	1	6	▲	9
<b>General Civil - Level 3</b>	2024	-	-	2	-	-	-	-	-	-	-	-	-	2	-33%	2
	2023	1	-	-	2	1	1	-	1	-	1	1	1	3	▼	9
<b>Miscellaneous Civil</b>	2024	16	15	20	23	-	-	-	-	-	-	-	-	74	-23%	74
	2023	31	14	22	29	15	17	17	13	15	17	20	22	96	▼	232
<b>Misdemeanor</b>	2024	-	-	1	-	-	-	-	-	-	-	-	-	1	-75%	1
	2023	-	1	2	1	1	3	3	4	3	6	1	2	4	▼	27
<b>Other</b>	2024	-	-	-	1	-	-	-	-	-	-	-	-	1	0%	1
	2023	-	-	-	1	-	-	-	-	-	-	-	-	1	↔	1
<b>Other Criminally Related Matters</b>	2024	-	1	-	-	-	-	-	-	-	-	-	-	1	0%	1
	2023	-	-	-	1	-	-	-	1	-	-	-	1	1	↔	3
<b>Probates/Wills &amp; Trusts - Level 2</b>	2024	-	-	-	-	-	-	-	-	-	-	-	-	0	-100%	0
	2023	1	-	-	-	-	-	-	-	-	-	-	-	1	▼	1
<b>Protective Orders</b>	2024	-	-	-	-	-	-	-	-	-	-	-	-	0	0	0
	2023	-	-	-	-	-	-	-	1	-	-	-	-	0	↔	1
<b>Uncontested Divorce</b>	2024	-	-	2	-	-	-	-	-	-	-	-	-	2	0%	2
	2023	1	-	-	1	3	-	1	1	3	-	-	-	2	↔	10

Dashboard		Monthly Filings Summary		Jan --- Apr Filings	
<p><b>Court:</b> Sussex Circuit  <b>Start/End Date:</b> Jan-23 / Apr-24  <b>2023 Average Month:</b> 62  <b>Jan-Apr 2023:</b> 295  <b>Filings Trending:</b> ▼</p>	<p><b>Circuit/Court ID:</b> 6 206183  <b>Type of Case:</b> Filings  <b>2024 Average Month:</b>55  <b>Jan-Apr 2024 :</b> 220  <b>Overall AVG. Month:</b> 60</p>	<p style="text-align: center; font-weight: bold; font-size: 1.2em;">Jan 23 - Apr 24</p>		<p style="text-align: center; font-weight: bold; font-size: 1.2em;">220      295</p> <p style="text-align: center;">2024      2023</p>	

Filings by Division																
Divisions		Jan	Feb	Mar	Apr	May	Jun	Jul	Aug	Sep	Oct	Nov	Dec	Thru Apr	% Change	Total
<b>Total</b>	2024	44	54	59	63	-	-	-	-	-	-	-	-	220	-25%	220
	2023	70	73	67	85	66	58	45	75	37	59	39	68	295	▼	742
<b>Civil</b>	2024	4	1	7	5	-	-	-	-	-	-	-	-	17	-11%	17
	2023	4	1	6	8	12	3	3	2	4	7	1	4	19	▼	55
<b>Criminal</b>	2024	21	29	21	29	-	-	-	-	-	-	-	-	100	-41%	100
	2023	31	50	32	56	28	34	27	48	17	32	5	38	169	▼	398
<b>Concealed Handgun Permits</b>	2024	16	18	16	20	-	-	-	-	-	-	-	-	70	-14%	70
	2023	26	18	22	15	21	16	9	20	11	16	26	19	81	▼	219
<b>Miscellaneous/ Other</b>	2024	3	6	15	9	-	-	-	-	-	-	-	-	33	27%	33
	2023	9	4	7	6	5	5	6	5	5	4	7	7	26	▲	70

Filings by Case Category																
Case Categories		Jan	Feb	Mar	Apr	May	Jun	Jul	Aug	Sep	Oct	Nov	Dec	Thru Apr	% Change	Total
<b>Administrative Law</b>	2024	-	-	-	-	-	-	-	-	-	-	-	-	0	0	0
	2023	-	-	-	-	-	-	-	1	-	-	-	-	0	↔	1
<b>Contested Divorce</b>	2024	1	-	1	-	-	-	-	-	-	-	-	-	2	0%	2
	2023	-	-	1	1	-	-	2	-	-	2	-	1	2	↔	7
<b>Domestic and Family - Level 1</b>	2024	-	-	-	-	-	-	-	-	-	-	-	-	0	-100%	0
	2023	1	-	-	-	-	-	-	-	2	3	-	-	1	▼	6
<b>Domestic and Family - Level 2</b>	2024	-	-	1	-	-	-	-	-	-	-	-	-	1	1	1
	2023	-	-	-	-	2	-	-	-	-	-	-	-	0	↔	2
<b>Felonies and Related Matters</b>	2024	18	13	14	16	-	-	-	-	-	-	-	-	61	-47%	61
	2023	26	26	21	43	18	19	25	35	13	20	3	17	116	▼	266
<b>General Civil - Level 1</b>	2024	-	-	-	-	-	-	-	-	-	-	-	-	0	0	0
	2023	-	-	-	-	-	-	-	1	-	-	-	-	0	↔	1
<b>General Civil - Level 2</b>	2024	-	1	6	1	-	-	-	-	-	-	-	-	8	-11%	8
	2023	1	-	4	4	4	3	1	-	-	2	-	-	9	▼	19
<b>General Civil - Level 3</b>	2024	1	1	1	1	-	-	-	-	-	-	-	-	4	0%	4
	2023	2	-	-	2	-	-	1	1	1	-	1	1	4	↔	9
<b>Miscellaneous Civil</b>	2024	19	23	25	27	-	-	-	-	-	-	-	-	94	-10%	94
	2023	34	22	29	19	26	20	13	24	16	18	33	25	104	▼	279
<b>Misdemeanor</b>	2024	3	7	4	3	-	-	-	-	-	-	-	-	17	-60%	17
	2023	3	15	11	14	6	13	1	7	3	5	1	16	43	▼	95
<b>Other</b>	2024	-	-	-	1	-	-	-	-	-	-	-	-	1	0%	1
	2023	-	1	-	-	1	-	-	-	-	-	-	-	1	↔	2
<b>Other Criminally Related Matters</b>	2024	-	9	3	10	-	-	-	-	-	-	-	-	22	100%	22
	2023	2	9	-	-	4	2	1	6	1	7	1	5	11	▲	38
<b>Probates/Wills &amp; Trusts - Level 2</b>	2024	-	-	2	-	-	-	-	-	-	-	-	-	2	2	2
	2023	-	-	-	-	-	-	1	-	-	-	-	1	0	↔	2
<b>Uncontested Divorce</b>	2024	2	-	2	4	-	-	-	-	-	-	-	-	8	100%	8
	2023	1	-	1	2	5	1	-	-	1	2	-	2	4	▲	15

Dashboard	Monthly Filings Summary	Jan --- Apr Filings				
<p><b>Court:</b> Hopewell Circuit  <b>Start/End Date:</b> Jan-23 / Apr-24  <b>2023 Average Month:</b> 129  <b>Jan-Apr 2023:</b> 505  <b>Filings Trending:</b> ▲</p> <p><b>Circuit/Court ID:</b> 6 206670  <b>Type of Case:</b> Filings  <b>2024 Average Month:</b>131  <b>Jan-Apr 2024 :</b> 523  <b>Overall AVG. Month:</b> 129</p>	<p>Jan 23 - Apr 24</p>	<table border="1" style="margin: auto;"> <tr> <td style="width:50%; text-align: center;"><b>523</b></td> <td style="width:50%; text-align: center;"><b>505</b></td> </tr> <tr> <td style="width:50%; text-align: center;">2024</td> <td style="width:50%; text-align: center;">2023</td> </tr> </table>	<b>523</b>	<b>505</b>	2024	2023
<b>523</b>	<b>505</b>					
2024	2023					

Filings by Division																
Divisions		Jan	Feb	Mar	Apr	May	Jun	Jul	Aug	Sep	Oct	Nov	Dec	Thru Apr	% Change	Total
<b>Total</b>	2024	127	176	133	87	-	-	-	-	-	-	-	-	523	4%	523
	2023	103	111	160	131	116	147	102	134	120	139	126	159	505	▲	1,548
<b>Civil</b>	2024	23	20	12	16	-	-	-	-	-	-	-	-	71	22%	71
	2023	10	20	14	14	30	14	15	30	21	8	21	18	58	▲	215
<b>Criminal</b>	2024	57	105	71	34	-	-	-	-	-	-	-	-	267	11%	267
	2023	45	40	90	65	50	100	65	62	72	95	84	113	240	▲	881
<b>Concealed Handgun Permits</b>	2024	43	36	37	23	-	-	-	-	-	-	-	-	139	-9%	139
	2023	37	36	34	45	30	21	14	28	22	25	15	21	152	▼	328
<b>Miscellaneous/Other</b>	2024	4	15	13	14	-	-	-	-	-	-	-	-	46	-15%	46
	2023	10	15	22	7	5	12	8	14	5	11	6	6	54	▼	121
<b>Others</b>	2024	-	-	-	-	-	-	-	-	-	-	-	-	0	-100%	0
	2023	1	-	-	-	1	-	-	-	-	-	-	1	1	▼	3

Filings by Case Category																
Case Categories		Jan	Feb	Mar	Apr	May	Jun	Jul	Aug	Sep	Oct	Nov	Dec	Thru Apr	% Change	Total
<b>Capital Murder</b>	2024	1	-	-	-	-	-	-	-	-	-	-	-	1	1	1
	2023	-	-	-	-	-	-	-	-	-	-	-	-	0	↔	0
<b>Contested Divorce</b>	2024	-	2	2	-	-	-	-	-	-	-	-	-	4	33%	4
	2023	1	-	-	2	3	-	1	6	2	-	1	-	3	▲	16
<b>Domestic and Family - Level 1</b>	2024	3	-	1	-	-	-	-	-	-	-	-	-	4	-33%	4
	2023	3	-	1	2	9	3	5	7	4	-	4	2	6	▼	40
<b>Domestic and Family - Level 2</b>	2024	-	2	-	2	-	-	-	-	-	-	-	-	4	-50%	4
	2023	1	2	2	3	-	2	2	1	2	-	4	1	8	▼	20
<b>Felonies and Related Matters</b>	2024	36	63	39	28	-	-	-	-	-	-	-	-	166	-11%	166
	2023	34	33	67	52	27	58	39	48	52	70	64	65	186	▼	609
<b>General Civil - Level 1</b>	2024	-	1	1	-	-	-	-	-	-	-	-	-	2	100%	2
	2023	-	1	-	-	1	1	-	1	1	-	-	-	1	▲	5
<b>General Civil - Level 2</b>	2024	5	5	2	3	-	-	-	-	-	-	-	-	15	36%	15
	2023	2	6	2	1	4	1	3	3	3	3	2	2	11	▲	32
<b>General Civil - Level 3</b>	2024	10	6	3	3	-	-	-	-	-	-	-	-	22	144%	22
	2023	1	3	4	1	6	-	2	4	5	3	7	6	9	▲	42
<b>Miscellaneous Civil</b>	2024	47	51	49	37	-	-	-	-	-	-	-	-	184	-9%	184
	2023	47	50	54	52	35	33	22	42	26	33	20	27	203	▼	441
<b>Misdemeanor</b>	2024	19	41	22	8	-	-	-	-	-	-	-	-	90	91%	90
	2023	11	6	20	10	22	42	21	10	17	23	18	48	47	▲	248
<b>Other</b>	2024	1	1	2	-	-	-	-	-	-	-	-	-	4	-20%	4
	2023	2	3	-	-	2	1	-	1	-	-	-	1	5	▼	10
<b>Other Criminally Related Matters</b>	2024	2	2	10	-	-	-	-	-	-	-	-	-	14	100%	14
	2023	-	1	3	3	1	-	5	4	3	2	2	5	7	▲	29
<b>Probates/Wills &amp; Trusts - Level 2</b>	2024	1	-	-	2	-	-	-	-	-	-	-	-	3	200%	3
	2023	1	-	-	-	1	-	1	-	-	1	-	-	1	▲	4
<b>Protective Orders</b>	2024	-	-	-	2	-	-	-	-	-	-	-	-	2	-33%	2
	2023	-	2	1	-	1	-	-	1	1	2	-	-	3	▼	8
<b>Uncontested Divorce</b>	2024	2	2	2	2	-	-	-	-	-	-	-	-	8	-47%	8
	2023	-	4	6	5	4	6	1	6	4	2	4	2	15	▼	44


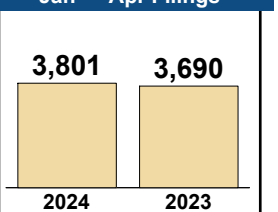
This report reflects data in the case management system. Numbers will update accordingly as reports are refreshed and posted.



# CPSS-CCMS-10.01 CASELOAD STATISTICS OF THE CIRCUIT COURTS

January 2023 -- April 2024 Filings


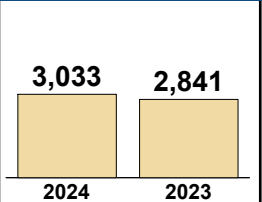
Alexandria and Fairfax Circuit are not Included in State Totals

Dashboard	Monthly Filings Summary	Jan --- Apr Filings
<p><b>Court:</b> Newport News Circuit  <b>Start/End Date:</b> Jan-23 / Apr-24  <b>2023 Average Month:</b> 921  <b>Jan-Apr 2023:</b> 3,690  <b>Filings Trending:</b> ▲</p>	<p><b>Circuit/Court ID:</b> 7 207700  <b>Type of Case:</b> Filings  <b>2024 Average Month:</b> 950  <b>Jan-Apr 2024 :</b> 3,801  <b>Overall AVG. Month:</b> 928</p>	 <p style="text-align: center;">Jan 23 - Apr 24</p>
		 <p style="text-align: center;">2024      2023</p>

Filings by Division																
Divisions		Jan	Feb	Mar	Apr	May	Jun	Jul	Aug	Sep	Oct	Nov	Dec	Thru Apr	% Change	Total
<b>Total</b>	2024	961	866	1,097	877	-	-	-	-	-	-	-	-	3,801	3%	3,801
	2023	953	852	1,078	807	908	1,021	844	1,048	941	932	870	796	3,690	▲	11,050
<b>Civil</b>	2024	164	108	163	121	-	-	-	-	-	-	-	-	556	-3%	556
	2023	125	119	179	153	133	184	132	153	128	161	116	96	576	▼	1,679
<b>Criminal</b>	2024	357	355	409	303	-	-	-	-	-	-	-	-	1,424	4%	1,424
	2023	405	335	371	263	374	393	360	415	382	360	365	379	1,374	▲	4,402
<b>Concealed Handgun Permits</b>	2024	225	210	204	233	-	-	-	-	-	-	-	-	872	-15%	872
	2023	270	238	287	226	184	200	168	205	189	176	158	156	1,021	▼	2,457
<b>Miscellaneous/ Other</b>	2024	211	193	317	218	-	-	-	-	-	-	-	-	939	31%	939
	2023	151	160	239	165	216	243	183	275	240	234	229	165	715	▲	2,500
<b>Others</b>	2024	4	-	4	2	-	-	-	-	-	-	-	-	10	150%	10
	2023	2	-	2	-	1	1	1	-	2	1	2	-	4	▲	12

Filings by Case Category																
Case Categories		Jan	Feb	Mar	Apr	May	Jun	Jul	Aug	Sep	Oct	Nov	Dec	Thru Apr	% Change	Total
<b>Administrative Law</b>	2024	1	-	-	1	-	-	-	-	-	-	-	-	2	0%	2
	2023	1	-	-	1	1	-	1	-	-	1	-	-	2	↔	5
<b>Capital Murder</b>	2024	-	-	-	-	-	-	-	-	-	-	-	-	0	-100%	0
	2023	1	-	-	-	-	-	-	-	-	-	-	-	1	▼	1
<b>Contested Divorce</b>	2024	15	8	28	14	-	-	-	-	-	-	-	-	65	2%	65
	2023	10	18	23	13	19	13	14	13	13	17	11	11	64	▲	175
<b>Domestic and Family - Level 1</b>	2024	34	2	14	6	-	-	-	-	-	-	-	-	56	-34%	56
	2023	14	17	35	19	19	36	22	11	18	40	11	4	85	▼	246
<b>Domestic and Family - Level 2</b>	2024	2	5	6	3	-	-	-	-	-	-	-	-	16	-43%	16
	2023	9	8	4	7	6	12	12	11	1	11	6	3	28	▼	90
<b>Felonies and Related Matters</b>	2024	176	156	235	135	-	-	-	-	-	-	-	-	702	-5%	702
	2023	215	185	204	137	171	176	190	199	187	163	173	190	741	▼	2,190
<b>General Civil - Level 1</b>	2024	3	2	4	3	-	-	-	-	-	-	-	-	12	-40%	12
	2023	3	8	5	4	2	4	1	6	3	7	2	-	20	▼	45
<b>General Civil - Level 2</b>	2024	45	33	47	33	-	-	-	-	-	-	-	-	158	35%	158
	2023	21	28	31	37	21	42	35	36	43	34	29	24	117	▲	381
<b>General Civil - Level 3</b>	2024	41	19	43	46	-	-	-	-	-	-	-	-	149	13%	149
	2023	32	28	38	34	31	30	18	17	37	28	34	32	132	▲	359
<b>Miscellaneous Civil</b>	2024	359	354	437	384	-	-	-	-	-	-	-	-	1,534	8%	1,534
	2023	342	337	407	330	325	358	293	406	335	316	307	281	1,416	▲	4,037
<b>Misdemeanor</b>	2024	88	90	127	89	-	-	-	-	-	-	-	-	394	3%	394
	2023	119	87	110	68	103	79	73	118	92	92	101	97	384	▲	1,139
<b>Other</b>	2024	63	43	53	41	-	-	-	-	-	-	-	-	200	-19%	200
	2023	66	43	97	41	64	67	47	71	70	75	66	21	247	▼	728
<b>Other Criminally Related Matters</b>	2024	93	118	53	79	-	-	-	-	-	-	-	-	343	24%	343
	2023	87	64	59	66	101	143	100	112	112	108	92	92	276	▲	1,136
<b>Probates/Wills &amp; Trusts - Level 1</b>	2024	-	2	2	-	-	-	-	-	-	-	-	-	4	300%	4
	2023	1	-	-	-	-	1	2	1	2	2	-	-	1	▲	9
<b>Probates/Wills &amp; Trusts - Level 2</b>	2024	8	3	8	10	-	-	-	-	-	-	-	-	29	26%	29
	2023	-	2	13	8	5	12	5	6	4	4	5	9	23	▲	73
<b>Protective Orders</b>	2024	-	-	2	-	-	-	-	-	-	-	-	-	2	2	2
	2023	-	-	-	-	-	-	-	-	-	-	-	-	0	↔	0
<b>Uncontested Divorce</b>	2024	33	31	38	33	-	-	-	-	-	-	-	-	135	-12%	135
	2023	32	27	52	42	40	48	31	41	24	34	33	32	153	▼	436

This report reflects data in the case management system. Numbers will update accordingly as reports are refreshed and posted.

Dashboard	Monthly Filings Summary	Jan --- Apr Filings
<p><b>Court:</b> Hampton Circuit  <b>Start/End Date:</b> Jan-23 / Apr-24  <b>2023 Average Month:</b> 713  <b>Jan-Apr 2023:</b> 2,841  <b>Filings Trending:</b> ▲</p>	<p><b>Circuit/Court ID:</b> 8 208650  <b>Type of Case:</b> Filings  <b>2024 Average Month:</b> 758  <b>Jan-Apr 2024 :</b> 3,033  <b>Overall AVG. Month:</b> 725</p>  <p style="text-align: center;">Jan 23 - Apr 24</p>	 <p style="text-align: center;">2024: 3,033 2023: 2,841</p>

Filings by Division																
Divisions		Jan	Feb	Mar	Apr	May	Jun	Jul	Aug	Sep	Oct	Nov	Dec	Thru Apr	% Change	Total
<b>Total</b>	2024	715	705	852	761	-	-	-	-	-	-	-	-	3,033	7%	3,033
	2023	625	631	921	664	816	707	756	776	697	803	632	533	2,841	▲	8,561
<b>Civil</b>	2024	109	109	117	120	-	-	-	-	-	-	-	-	455	-11%	455
	2023	106	109	181	117	159	107	112	166	127	107	120	98	513	▼	1,509
<b>Criminal</b>	2024	291	293	384	341	-	-	-	-	-	-	-	-	1,309	28%	1,309
	2023	208	212	354	246	302	336	350	297	325	434	288	231	1,020	▲	3,583
<b>Concealed Handgun Permits</b>	2024	203	185	209	175	-	-	-	-	-	-	-	-	772	-8%	772
	2023	227	188	238	185	192	137	176	176	141	141	141	110	838	▼	2,052
<b>Miscellaneous/Other</b>	2024	112	117	142	125	-	-	-	-	-	-	-	-	496	6%	496
	2023	84	121	147	116	163	126	118	135	103	120	82	94	468	▲	1,409
<b>Others</b>	2024	-	1	-	-	-	-	-	-	-	-	-	-	1	-50%	1
	2023	-	1	1	-	-	1	-	2	1	1	1	-	2	▼	8

Filings by Case Category																
Case Categories		Jan	Feb	Mar	Apr	May	Jun	Jul	Aug	Sep	Oct	Nov	Dec	Thru Apr	% Change	Total
<b>Administrative Law</b>	2024	-	1	-	2	-	-	-	-	-	-	-	-	3	50%	3
	2023	1	-	-	1	-	-	-	-	-	-	1	-	1	2	▲
<b>Capital Murder</b>	2024	1	-	1	-	-	-	-	-	-	-	-	-	2	2	2
	2023	-	-	-	-	-	-	-	-	1	-	-	-	0	↔	1
<b>Contested Divorce</b>	2024	6	14	19	8	-	-	-	-	-	-	-	-	47	-15%	47
	2023	8	12	17	18	18	10	12	25	15	16	11	3	55	▼	165
<b>Domestic and Family - Level 1</b>	2024	21	17	16	13	-	-	-	-	-	-	-	-	67	14%	67
	2023	12	4	25	18	12	17	4	9	25	10	20	9	59	▲	165
<b>Domestic and Family - Level 2</b>	2024	3	2	2	3	-	-	-	-	-	-	-	-	10	-9%	10
	2023	3	1	7	-	-	6	5	5	4	2	2	2	11	▼	37
<b>Felonies and Related Matters</b>	2024	133	130	133	170	-	-	-	-	-	-	-	-	566	14%	566
	2023	112	80	186	119	144	122	170	128	148	138	128	92	497	▲	1,567
<b>General Civil - Level 1</b>	2024	-	-	1	1	-	-	-	-	-	-	-	-	2	-50%	2
	2023	1	1	1	1	2	1	-	1	-	1	1	-	4	▼	10
<b>General Civil - Level 2</b>	2024	23	20	25	29	-	-	-	-	-	-	-	-	97	-22%	97
	2023	39	22	38	26	29	21	25	33	29	23	28	24	125	▼	337
<b>General Civil - Level 3</b>	2024	13	11	16	12	-	-	-	-	-	-	-	-	52	-37%	52
	2023	13	25	23	21	36	14	18	38	17	21	10	17	82	▼	253
<b>Miscellaneous Civil</b>	2024	257	234	282	238	-	-	-	-	-	-	-	-	1,011	-4%	1,011
	2023	267	239	299	246	297	196	231	244	190	199	190	151	1,051	▼	2,749
<b>Misdemeanor</b>	2024	93	80	157	88	-	-	-	-	-	-	-	-	418	34%	418
	2023	52	88	94	77	74	83	74	101	93	129	112	53	311	▲	1,030
<b>Other</b>	2024	55	70	67	66	-	-	-	-	-	-	-	-	258	2%	258
	2023	41	70	84	58	59	66	60	69	53	61	42	53	253	▲	716
<b>Other Criminally Related Matters</b>	2024	82	87	102	84	-	-	-	-	-	-	-	-	355	41%	355
	2023	47	57	95	53	100	135	128	85	90	174	50	93	252	▲	1,107
<b>Probates/Wills &amp; Trusts - Level 1</b>	2024	1	-	-	-	-	-	-	-	-	-	-	-	1	0%	1
	2023	-	-	-	1	2	-	-	-	1	1	1	1	1	↔	7
<b>Probates/Wills &amp; Trusts - Level 2</b>	2024	3	4	4	8	-	-	-	-	-	-	-	-	19	0%	19
	2023	6	4	4	5	9	7	2	13	4	7	8	5	19	↔	74
<b>Protective Orders</b>	2024	-	-	-	-	-	-	-	-	-	-	-	-	0	0	0
	2023	-	-	-	-	-	-	-	-	-	-	-	1	0	↔	1
<b>Uncontested Divorce</b>	2024	24	35	27	39	-	-	-	-	-	-	-	-	125	5%	125
	2023	23	28	48	20	34	29	27	25	27	20	29	28	119	▲	338

This report reflects data in the case management system. Numbers will update accordingly as reports are refreshed and posted.

Dashboard		Monthly Filings Summary		Jan --- Apr Filings	
<p><b>Court:</b> Charles City Circuit  <b>Start/End Date:</b> Jan-23 / Apr-24  <b>2023 Average Month:</b> 33  <b>Jan-Apr 2023:</b> 146  <b>Filings Trending:</b> ▼</p>	<p><b>Circuit/Court ID:</b> 9 209036  <b>Type of Case:</b> Filings  <b>2024 Average Month:</b>32  <b>Jan-Apr 2024 :</b> 126  <b>Overall AVG. Month:</b> 32</p>				

Filings by Division																
Divisions		Jan	Feb	Mar	Apr	May	Jun	Jul	Aug	Sep	Oct	Nov	Dec	Thru Apr	% Change	Total
<b>Total</b>	2024	37	29	29	31	-	-	-	-	-	-	-	-	126	-14%	126
	2023	32	36	43	35	33	37	23	22	22	32	35	40	146	▼	390
<b>Civil</b>	2024	6	2	5	1	-	-	-	-	-	-	-	-	14	17%	14
	2023	2	1	5	4	6	4	4	2	2	4	4	7	12	▲	45
<b>Criminal</b>	2024	2	3	4	6	-	-	-	-	-	-	-	-	15	-46%	15
	2023	5	4	5	14	6	18	4	5	4	4	7	7	28	▼	83
<b>Concealed Handgun Permits</b>	2024	23	15	12	20	-	-	-	-	-	-	-	-	70	-18%	70
	2023	21	25	24	15	15	10	12	9	7	16	9	15	85	▼	178
<b>Miscellaneous/ Other</b>	2024	6	9	8	4	-	-	-	-	-	-	-	-	27	29%	27
	2023	4	6	9	2	6	5	3	6	9	8	15	11	21	▲	84

Filings by Case Category																
Case Categories		Jan	Feb	Mar	Apr	May	Jun	Jul	Aug	Sep	Oct	Nov	Dec	Thru Apr	% Change	Total
<b>Administrative Law</b>	2024	-	-	-	-	-	-	-	-	-	-	-	-	0	0	0
	2023	-	-	-	-	-	-	-	1	-	1	-	-	0	↔	2
<b>Capital Murder</b>	2024	-	-	-	-	-	-	-	-	-	-	-	-	0	0	0
	2023	-	-	-	-	-	1	-	-	-	-	-	-	0	↔	1
<b>Contested Divorce</b>	2024	-	-	-	-	-	-	-	-	-	-	-	-	0	-100%	0
	2023	-	-	1	-	1	-	-	1	1	-	-	-	1	▼	4
<b>Domestic and Family - Level 1</b>	2024	-	-	1	-	-	-	-	-	-	-	-	-	1	0%	1
	2023	-	-	-	1	-	-	-	-	-	1	-	-	1	↔	2
<b>Domestic and Family - Level 2</b>	2024	-	-	-	-	-	-	-	-	-	-	-	-	0	-100%	0
	2023	-	-	1	1	-	-	-	-	-	-	-	1	2	▼	3
<b>Felonies and Related Matters</b>	2024	-	2	2	1	-	-	-	-	-	-	-	-	5	-80%	5
	2023	3	4	5	13	3	17	3	2	4	2	1	4	25	▼	61
<b>General Civil - Level 1</b>	2024	1	-	-	-	-	-	-	-	-	-	-	-	1	1	1
	2023	-	-	-	-	1	-	-	-	-	-	-	-	0	↔	1
<b>General Civil - Level 2</b>	2024	4	1	-	-	-	-	-	-	-	-	-	-	5	25%	5
	2023	1	1	1	1	3	2	3	-	1	1	-	3	4	▲	17
<b>General Civil - Level 3</b>	2024	-	-	2	-	-	-	-	-	-	-	-	-	2	100%	2
	2023	-	1	-	-	-	-	1	-	-	1	-	1	1	▲	4
<b>Miscellaneous Civil</b>	2024	28	18	15	24	-	-	-	-	-	-	-	-	85	-17%	85
	2023	25	29	33	16	20	12	14	12	13	18	24	18	103	▼	234
<b>Misdemeanor</b>	2024	2	1	1	3	-	-	-	-	-	-	-	-	7	250%	7
	2023	1	-	-	1	2	-	1	3	-	2	2	3	2	▲	15
<b>Other</b>	2024	1	6	4	-	-	-	-	-	-	-	-	-	11	450%	11
	2023	-	1	-	1	1	3	1	3	2	6	-	8	2	▲	26
<b>Other Criminally Related Matters</b>	2024	-	-	4	2	-	-	-	-	-	-	-	-	6	500%	6
	2023	1	-	-	-	1	-	-	-	-	-	4	-	1	▲	6
<b>Probates/Wills &amp; Trusts - Level 2</b>	2024	-	1	-	-	-	-	-	-	-	-	-	-	1	0%	1
	2023	1	-	-	-	-	-	-	-	-	-	-	-	1	↔	1
<b>Uncontested Divorce</b>	2024	1	-	-	1	-	-	-	-	-	-	-	-	2	-33%	2
	2023	-	-	2	1	1	2	-	-	1	-	4	2	3	▼	13

Dashboard		Monthly Filings Summary		Jan --- Apr Filings	
<b>Court:</b> Gloucester Circuit	<b>Circuit/Court ID:</b> 9 209073				
<b>Start/End Date:</b> Jan-23 / Apr-24	<b>Type of Case:</b> Filings				
<b>2023 Average Month:</b> 273	<b>2024 Average Month:</b> 238				
<b>Jan-Apr 2023:</b> 1,273	<b>Jan-Apr 2024 :</b> 950				
<b>Filings Trending:</b> ▼	<b>Overall AVG. Month:</b> 264				

Filings by Division																
Divisions		Jan	Feb	Mar	Apr	May	Jun	Jul	Aug	Sep	Oct	Nov	Dec	Thru Apr	% Change	Total
<b>Total</b>	2024	256	216	246	232	-	-	-	-	-	-	-	-	950	-25%	950
	2023	419	233	392	229	311	240	251	232	262	245	253	208	1,273	▼	3,275
<b>Civil</b>	2024	27	35	37	49	-	-	-	-	-	-	-	-	148	25%	148
	2023	31	27	32	28	25	28	16	47	39	31	29	39	118	▲	372
<b>Criminal</b>	2024	87	63	63	80	-	-	-	-	-	-	-	-	293	-29%	293
	2023	188	47	126	51	161	56	99	52	90	80	102	52	412	▼	1,104
<b>Concealed Handgun Permits</b>	2024	81	69	97	67	-	-	-	-	-	-	-	-	314	-30%	314
	2023	119	93	144	91	79	94	72	62	79	58	62	80	447	▼	1,033
<b>Miscellaneous/Other</b>	2024	60	49	48	35	-	-	-	-	-	-	-	-	192	-35%	192
	2023	81	66	90	59	46	62	64	71	54	76	60	37	296	▼	766
<b>Others</b>	2024	1	-	1	1	-	-	-	-	-	-	-	-	3	3	3
	2023	-	-	-	-	-	-	-	-	-	-	-	-	0	↔	0

Filings by Case Category																
Case Categories		Jan	Feb	Mar	Apr	May	Jun	Jul	Aug	Sep	Oct	Nov	Dec	Thru Apr	% Change	Total
<b>Administrative Law</b>	2024	-	-	-	1	-	-	-	-	-	-	-	-	1	1	1
	2023	-	-	-	-	-	-	-	-	-	-	-	-	0	↔	0
<b>Contested Divorce</b>	2024	7	10	4	8	-	-	-	-	-	-	-	-	29	93%	29
	2023	5	5	2	3	3	-	2	5	2	2	5	5	15	▲	39
<b>Domestic and Family - Level 1</b>	2024	2	1	4	10	-	-	-	-	-	-	-	-	17	31%	17
	2023	1	2	6	4	-	4	4	5	2	7	2	10	13	▲	47
<b>Domestic and Family - Level 2</b>	2024	2	2	2	6	-	-	-	-	-	-	-	-	12	140%	12
	2023	2	1	2	-	3	1	-	6	6	4	1	3	5	▲	29
<b>Felonies and Related Matters</b>	2024	57	42	49	40	-	-	-	-	-	-	-	-	188	-39%	188
	2023	153	38	95	24	133	28	64	35	67	48	76	34	310	▼	795
<b>General Civil - Level 1</b>	2024	-	-	-	1	-	-	-	-	-	-	-	-	0	-100%	0
	2023	-	-	-	-	2	-	-	-	-	-	1	1	1	▼	5
<b>General Civil - Level 2</b>	2024	1	7	4	5	-	-	-	-	-	-	-	-	17	6%	17
	2023	4	3	5	4	4	6	1	7	11	5	2	6	16	▲	58
<b>General Civil - Level 3</b>	2024	2	5	4	3	-	-	-	-	-	-	-	-	14	-13%	14
	2023	4	4	5	3	1	3	-	11	4	1	6	7	16	▼	49
<b>Miscellaneous Civil</b>	2024	101	85	118	79	-	-	-	-	-	-	-	-	383	-30%	383
	2023	144	114	182	106	90	110	88	83	94	81	92	93	546	▼	1,277
<b>Misdemeanor</b>	2024	24	17	12	34	-	-	-	-	-	-	-	-	87	-2%	87
	2023	30	8	26	25	26	25	35	13	19	26	22	17	89	▼	272
<b>Other</b>	2024	42	31	29	26	-	-	-	-	-	-	-	-	128	-37%	128
	2023	60	47	50	46	37	47	49	48	39	52	31	23	203	▼	529
<b>Other Criminally Related Matters</b>	2024	6	5	2	7	-	-	-	-	-	-	-	-	20	18%	20
	2023	5	2	8	2	2	3	-	4	6	6	4	1	17	▲	43
<b>Probates/Wills &amp; Trusts - Level 1</b>	2024	-	1	2	-	-	-	-	-	-	-	-	-	3	50%	3
	2023	-	-	-	2	-	-	1	-	-	-	-	-	2	▲	3
<b>Probates/Wills &amp; Trusts - Level 2</b>	2024	2	2	2	3	-	-	-	-	-	-	-	-	9	200%	9
	2023	-	1	1	1	1	1	1	1	2	4	2	1	3	▲	16
<b>Protective Orders</b>	2024	1	-	-	-	-	-	-	-	-	-	-	-	1	1	1
	2023	-	-	-	-	-	-	-	-	-	-	-	-	0	↔	0
<b>Uncontested Divorce</b>	2024	9	8	14	10	-	-	-	-	-	-	-	-	41	11%	41
	2023	11	8	10	8	9	12	6	14	10	8	9	8	37	▲	113

This report reflects data in the case management system. Numbers will update accordingly as reports are refreshed and posted.

# CPSS-CCMS-10.01 CASELOAD STATISTICS OF THE CIRCUIT COURTS

King & Queen

January 2023 -- April 2024 Filings

Alexandria and Fairfax Circuit are not Included in State Totals

Dashboard		Monthly Filings Summary		Jan --- Apr Filings	
<b>Court:</b> King & Queen Circuit	<b>Circuit/Court ID:</b> 9 209097				
<b>Start/End Date:</b> Jan-23 / Apr-24	<b>Type of Case:</b> Filings				
<b>2023 Average Month:</b> 36	<b>2024 Average Month:</b> 41				
<b>Jan-Apr 2023:</b> 162	<b>Jan-Apr 2024 :</b> 164				
<b>Filings Trending:</b> ↔	<b>Overall AVG. Month:</b> 37				

Filings by Division																
Divisions		Jan	Feb	Mar	Apr	May	Jun	Jul	Aug	Sep	Oct	Nov	Dec	Thru Apr	% Change	Total
<b>Total</b>	2024	46	36	34	48	-	-	-	-	-	-	-	-	164	1%	164
	2023	45	36	48	33	40	36	28	38	24	24	40	41	162	▲	433
<b>Civil</b>	2024	3	6	4	5	-	-	-	-	-	-	-	-	18	6%	18
	2023	1	7	4	5	4	2	4	6	6	4	4	1	17	▲	48
<b>Criminal</b>	2024	8	11	5	18	-	-	-	-	-	-	-	-	42	-14%	42
	2023	10	9	18	12	8	17	6	16	8	4	11	15	49	▼	134
<b>Concealed Handgun Permits</b>	2024	20	14	17	14	-	-	-	-	-	-	-	-	65	-12%	65
	2023	24	15	24	11	18	13	13	13	9	14	20	20	74	▼	194
<b>Miscellaneous/ Other</b>	2024	13	5	3	7	-	-	-	-	-	-	-	-	28	33%	28
	2023	9	5	2	5	10	4	5	3	1	2	5	5	21	▲	56
<b>Others</b>	2024	2	-	5	4	-	-	-	-	-	-	-	-	11	1,000%	11
	2023	1	-	-	-	-	-	-	-	-	-	-	-	1	▲	1

Filings by Case Category																
Case Categories		Jan	Feb	Mar	Apr	May	Jun	Jul	Aug	Sep	Oct	Nov	Dec	Thru Apr	% Change	Total
<b>Administrative Law</b>	2024	-	-	-	-	-	-	-	-	-	-	-	-	0	-100%	0
	2023	-	-	-	1	-	-	-	-	-	-	-	-	1	▼	1
<b>Contested Divorce</b>	2024	-	-	-	-	-	-	-	-	-	-	-	-	0	0	0
	2023	-	-	-	-	-	-	2	-	-	-	-	1	0	↔	3
<b>Domestic and Family - Level 1</b>	2024	-	1	3	-	-	-	-	-	-	-	-	-	4	33%	4
	2023	1	1	1	-	-	1	1	-	-	-	-	-	3	▲	5
<b>Domestic and Family - Level 2</b>	2024	1	3	-	-	-	-	-	-	-	-	-	-	4	300%	4
	2023	-	1	-	-	1	-	-	2	4	-	-	-	1	▲	8
<b>Felonies and Related Matters</b>	2024	7	8	2	11	-	-	-	-	-	-	-	-	28	0%	28
	2023	5	5	10	8	5	12	1	13	5	4	7	9	28	↔	84
<b>General Civil - Level 1</b>	2024	-	-	-	-	-	-	-	-	-	-	-	-	0	0	0
	2023	-	-	-	-	1	-	-	1	-	-	-	-	0	↔	2
<b>General Civil - Level 2</b>	2024	4	2	1	1	-	-	-	-	-	-	-	-	8	60%	8
	2023	-	3	1	1	1	1	-	2	1	1	2	-	5	▲	13
<b>General Civil - Level 3</b>	2024	2	-	-	-	-	-	-	-	-	-	-	-	2	0%	2
	2023	-	1	-	1	-	2	-	-	-	3	-	-	2	↔	7
<b>Miscellaneous Civil</b>	2024	21	17	18	21	-	-	-	-	-	-	-	-	77	-17%	77
	2023	31	20	26	16	28	15	17	15	10	15	24	25	93	▼	242
<b>Misdemeanor</b>	2024	1	1	3	7	-	-	-	-	-	-	-	-	12	-8%	12
	2023	5	1	5	2	2	5	3	3	2	-	2	5	13	▼	35
<b>Other</b>	2024	10	-	7	6	-	-	-	-	-	-	-	-	23	1,050%	23
	2023	2	-	-	-	-	-	-	1	-	-	1	-	2	▲	4
<b>Other Criminally Related Matters</b>	2024	-	2	-	-	-	-	-	-	-	-	-	-	2	-75%	2
	2023	-	3	3	2	1	-	2	1	2	-	2	1	8	▼	17
<b>Protective Orders</b>	2024	-	-	-	1	-	-	-	-	-	-	-	-	1	1	1
	2023	-	-	-	-	-	-	-	-	-	1	-	1	0	↔	2
<b>Uncontested Divorce</b>	2024	-	2	-	1	-	-	-	-	-	-	-	-	3	-50%	3
	2023	1	1	2	2	1	-	2	-	-	-	-	1	6	▼	10

This report reflects data in the case management system. Numbers will update accordingly as reports are refreshed and posted.

Dashboard		Monthly Filings Summary		Jan --- Apr Filings					
<p><b>Court:</b> King William Circuit  <b>Start/End Date:</b> Jan-23 / Apr-24  <b>2023 Average Month:</b> 93  <b>Jan-Apr 2023:</b> 366  <b>Filings Trending:</b> ▲</p>	<p><b>Circuit/Court ID:</b> 9 209101  <b>Type of Case:</b> Filings  <b>2024 Average Month:</b> 101  <b>Jan-Apr 2024 :</b> 402  <b>Overall AVG. Month:</b> 95</p>			<table border="1" style="margin: auto;"> <tr> <td style="text-align: center; width: 50px; height: 50px;">402</td> <td style="text-align: center; width: 50px; height: 50px;">366</td> </tr> <tr> <td style="text-align: center;">2024</td> <td style="text-align: center;">2023</td> </tr> </table>		402	366	2024	2023
402	366								
2024	2023								

Filings by Division																
Divisions		Jan	Feb	Mar	Apr	May	Jun	Jul	Aug	Sep	Oct	Nov	Dec	Thru Apr	% Change	Total
<b>Total</b>	2024	85	105	115	97	-	-	-	-	-	-	-	-	402	10%	402
	2023	105	88	105	68	74	89	80	127	79	84	93	120	366	▲	1,112
<b>Civil</b>	2024	13	12	18	12	-	-	-	-	-	-	-	-	55	104%	55
	2023	10	6	7	4	12	13	10	19	11	7	10	8	27	▲	117
<b>Criminal</b>	2024	9	20	21	11	-	-	-	-	-	-	-	-	61	33%	61
	2023	4	13	21	8	1	23	18	48	13	9	31	10	46	▲	199
<b>Concealed Handgun Permits</b>	2024	45	50	48	46	-	-	-	-	-	-	-	-	189	-2%	189
	2023	62	45	52	34	41	38	32	38	28	43	39	33	193	▼	485
<b>Miscellaneous/ Other</b>	2024	18	22	28	28	-	-	-	-	-	-	-	-	96	-3%	96
	2023	28	24	25	22	20	15	20	22	27	25	13	69	99	▼	310
<b>Others</b>	2024	-	1	-	-	-	-	-	-	-	-	-	-	1	0%	1
	2023	1	-	-	-	-	-	-	-	-	-	-	-	1	↔	1

Filings by Case Category																
Case Categories		Jan	Feb	Mar	Apr	May	Jun	Jul	Aug	Sep	Oct	Nov	Dec	Thru Apr	% Change	Total
<b>Administrative Law</b>	2024	-	-	2	-	-	-	-	-	-	-	-	-	2	100%	2
	2023	-	1	-	-	-	-	-	-	-	-	-	-	1	▲	1
<b>Contested Divorce</b>	2024	-	-	3	-	-	-	-	-	-	-	-	-	3	-40%	3
	2023	2	1	1	1	2	2	-	2	2	-	-	1	5	▼	14
<b>Domestic and Family - Level 1</b>	2024	-	2	2	1	-	-	-	-	-	-	-	-	5	150%	5
	2023	-	-	1	1	3	-	1	1	1	-	2	1	2	▲	11
<b>Domestic and Family - Level 2</b>	2024	-	2	1	4	-	-	-	-	-	-	-	-	7	600%	7
	2023	-	-	1	-	-	-	2	2	-	-	-	1	1	▲	6
<b>Felonies and Related Matters</b>	2024	6	7	11	5	-	-	-	-	-	-	-	-	29	21%	29
	2023	2	7	13	2	1	9	9	36	9	5	22	4	24	▲	119
<b>General Civil - Level 1</b>	2024	-	-	-	-	-	-	-	-	-	-	-	-	0	-100%	0
	2023	1	-	-	-	-	-	-	-	-	-	-	-	1	▼	1
<b>General Civil - Level 2</b>	2024	2	1	2	2	-	-	-	-	-	-	-	-	7	133%	7
	2023	-	1	1	1	2	-	2	2	2	1	1	-	3	▲	13
<b>General Civil - Level 3</b>	2024	5	6	4	6	-	-	-	-	-	-	-	-	21	600%	21
	2023	1	-	1	1	-	8	5	6	3	4	2	3	3	▲	34
<b>Miscellaneous Civil</b>	2024	49	63	59	61	-	-	-	-	-	-	-	-	232	0%	232
	2023	68	54	66	43	54	42	39	49	42	52	47	42	231	▲	598
<b>Misdemeanor</b>	2024	3	6	5	2	-	-	-	-	-	-	-	-	16	0%	16
	2023	1	4	7	4	1	12	3	8	4	2	6	5	16	↔	57
<b>Other</b>	2024	13	10	18	12	-	-	-	-	-	-	-	-	53	-13%	53
	2023	24	15	10	12	7	11	12	11	13	15	6	60	61	▼	196
<b>Other Criminally Related Matters</b>	2024	-	7	5	4	-	-	-	-	-	-	-	-	16	167%	16
	2023	1	2	1	2	-	2	6	4	-	2	3	1	6	▲	24
<b>Probates/Wills &amp; Trusts - Level 2</b>	2024	4	-	1	-	-	-	-	-	-	-	-	-	5	5	5
	2023	-	-	-	-	1	-	-	-	-	-	-	-	0	↔	1
<b>Uncontested Divorce</b>	2024	3	1	2	-	-	-	-	-	-	-	-	-	6	-50%	6
	2023	5	3	3	1	3	3	1	6	3	3	4	2	12	▼	37

Dashboard		Monthly Filings Summary		Jan --- Apr Filings	
<p><b>Court:</b> Mathews Circuit  <b>Start/End Date:</b> Jan-23 / Apr-24  <b>2023 Average Month:</b> 41  <b>Jan-Apr 2023:</b> 142  <b>Filings Trending:</b> ▲</p>	<p><b>Circuit/Court ID:</b> 9 209115  <b>Type of Case:</b> Filings  <b>2024 Average Month:</b> 47  <b>Jan-Apr 2024 :</b> 189  <b>Overall AVG. Month:</b> 42</p>	<p style="text-align: center; font-weight: bold; color: white;">Jan 23 - Apr 24</p>		<p style="text-align: center; font-weight: bold;">189 (2024) vs 142 (2023)</p>	

Filings by Division																
Divisions		Jan	Feb	Mar	Apr	May	Jun	Jul	Aug	Sep	Oct	Nov	Dec	Thru Apr	% Change	Total
<b>Total</b>	2024	41	49	66	33	-	-	-	-	-	-	-	-	189	33%	189
	2023	49	29	42	22	39	30	49	35	52	45	55	42	142	▲	489
<b>Civil</b>	2024	9	3	15	13	-	-	-	-	-	-	-	-	40	150%	40
	2023	5	-	9	2	5	6	10	11	9	10	13	8	16	▲	88
<b>Criminal</b>	2024	6	8	21	7	-	-	-	-	-	-	-	-	42	20%	42
	2023	14	9	12	-	8	7	15	1	19	7	22	5	35	▲	119
<b>Concealed Handgun Permits</b>	2024	22	32	23	8	-	-	-	-	-	-	-	-	85	21%	85
	2023	23	18	15	14	18	12	18	14	21	17	12	21	70	▲	203
<b>Miscellaneous/ Other</b>	2024	4	6	7	5	-	-	-	-	-	-	-	-	22	5%	22
	2023	7	2	6	6	8	5	6	9	3	11	8	8	21	▲	79

Filings by Case Category																
Case Categories		Jan	Feb	Mar	Apr	May	Jun	Jul	Aug	Sep	Oct	Nov	Dec	Thru Apr	% Change	Total
<b>Administrative Law</b>	2024	-	-	-	-	-	-	-	-	-	-	-	-	0	0	0
	2023	-	-	-	-	-	-	1	1	-	-	-	-	0	↔	2
<b>Contested Divorce</b>	2024	-	-	-	3	-	-	-	-	-	-	-	-	3	0%	3
	2023	1	-	1	1	-	-	-	1	3	1	2	-	3	↔	10
<b>Domestic and Family - Level 1</b>	2024	1	-	8	6	-	-	-	-	-	-	-	-	15	15	15
	2023	-	-	-	-	-	-	-	3	2	-	3	-	0	↔	8
<b>Domestic and Family - Level 2</b>	2024	-	-	-	-	-	-	-	-	-	-	-	-	0	0	0
	2023	-	-	-	-	-	-	1	1	-	-	-	2	0	↔	4
<b>Felonies and Related Matters</b>	2024	3	3	14	3	-	-	-	-	-	-	-	-	23	28%	23
	2023	9	2	7	-	7	6	10	-	11	8	20	3	18	▲	83
<b>General Civil - Level 2</b>	2024	2	2	2	-	-	-	-	-	-	-	-	-	6	-14%	6
	2023	1	-	5	1	-	2	1	-	2	2	3	1	7	▼	18
<b>General Civil - Level 3</b>	2024	2	-	-	-	-	-	-	-	-	-	-	-	2	100%	2
	2023	1	-	-	-	-	-	3	2	-	2	2	4	1	▲	14
<b>Miscellaneous Civil</b>	2024	25	37	29	13	-	-	-	-	-	-	-	-	104	16%	104
	2023	29	20	21	20	26	16	23	23	23	27	17	29	90	▲	274
<b>Misdemeanor</b>	2024	3	5	6	4	-	-	-	-	-	-	-	-	18	64%	18
	2023	5	1	5	-	1	1	4	1	7	3	2	-	11	▲	30
<b>Other</b>	2024	1	1	1	1	-	-	-	-	-	-	-	-	4	300%	4
	2023	1	-	-	-	-	2	2	-	1	1	2	-	1	▲	9
<b>Other Criminally Related Matters</b>	2024	-	-	1	-	-	-	-	-	-	-	-	-	1	-83%	1
	2023	-	6	-	-	-	-	-	1	-	1	-	2	6	▼	10
<b>Probates/Wills &amp; Trusts - Level 2</b>	2024	2	1	3	1	-	-	-	-	-	-	-	-	7	600%	7
	2023	1	-	-	-	3	-	-	-	2	1	-	1	1	▲	8
<b>Protective Orders</b>	2024	-	-	-	1	-	-	-	-	-	-	-	-	1	1	1
	2023	-	-	-	-	-	-	-	-	-	-	-	-	0	↔	0
<b>Uncontested Divorce</b>	2024	2	-	2	1	-	-	-	-	-	-	-	-	5	25%	5
	2023	1	-	3	-	2	3	3	1	1	1	3	1	4	▲	19

Dashboard	Monthly Filings Summary	Jan --- Apr Filings
<p><b>Court:</b> Middlesex Circuit  <b>Start/End Date:</b> Jan-23 / Apr-24  <b>2023 Average Month:</b> 55  <b>Jan-Apr 2023:</b> 259  <b>Filings Trending:</b> ▼</p>	<p><b>Circuit/Court ID:</b> 9 209119  <b>Type of Case:</b> Filings  <b>2024 Average Month:</b> 61  <b>Jan-Apr 2024 :</b> 245  <b>Overall AVG. Month:</b> 57</p>	

Filings by Division																
Divisions		Jan	Feb	Mar	Apr	May	Jun	Jul	Aug	Sep	Oct	Nov	Dec	Thru Apr	% Change	Total
<b>Total</b>	2024	83	47	66	49	-	-	-	-	-	-	-	-	245	-5%	245
	2023	72	53	85	49	42	41	41	42	51	58	89	37	259	▼	660
<b>Civil</b>	2024	13	13	9	15	-	-	-	-	-	-	-	-	50	61%	50
	2023	7	5	12	7	10	6	3	7	10	10	11	12	31	▲	100
<b>Criminal</b>	2024	24	13	15	2	-	-	-	-	-	-	-	-	54	-33%	54
	2023	32	10	33	5	9	4	10	6	14	20	55	10	80	▼	208
<b>Concealed Handgun Permits</b>	2024	39	16	29	21	-	-	-	-	-	-	-	-	105	-13%	105
	2023	30	34	33	24	20	25	19	20	21	16	15	12	121	▼	269
<b>Miscellaneous/ Other</b>	2024	6	5	12	10	-	-	-	-	-	-	-	-	33	22%	33
	2023	3	4	7	13	2	6	8	9	5	12	8	3	27	▲	80
<b>Others</b>	2024	1	-	1	1	-	-	-	-	-	-	-	-	3	3	3
	2023	-	-	-	-	1	-	1	-	1	-	-	-	0	↔	3

Filings by Case Category																
Case Categories		Jan	Feb	Mar	Apr	May	Jun	Jul	Aug	Sep	Oct	Nov	Dec	Thru Apr	% Change	Total
<b>Administrative Law</b>	2024	-	-	-	-	-	-	-	-	-	-	-	-	0	0	0
	2023	-	-	-	-	-	1	-	-	-	-	-	-	0	↔	1
<b>Contested Divorce</b>	2024	1	2	-	2	-	-	-	-	-	-	-	-	5	25%	5
	2023	1	1	2	-	2	-	1	2	2	2	2	-	4	▲	15
<b>Domestic and Family - Level 1</b>	2024	-	-	4	7	-	-	-	-	-	-	-	-	11	120%	11
	2023	-	-	4	1	1	-	-	3	-	1	2	2	5	▲	14
<b>Domestic and Family - Level 2</b>	2024	1	-	-	-	-	-	-	-	-	-	-	-	1	-50%	1
	2023	1	-	-	1	-	-	-	-	1	1	1	-	2	▼	5
<b>Felonies and Related Matters</b>	2024	11	8	10	-	-	-	-	-	-	-	-	-	29	-46%	29
	2023	17	8	29	-	8	-	5	4	6	8	42	8	54	▼	135
<b>General Civil - Level 1</b>	2024	-	-	-	-	-	-	-	-	-	-	-	-	0	0	0
	2023	-	-	-	-	-	1	-	-	-	-	-	1	0	↔	2
<b>General Civil - Level 2</b>	2024	9	1	3	-	-	-	-	-	-	-	-	-	13	1,200%	13
	2023	-	-	-	1	2	2	1	1	-	2	1	1	1	▲	11
<b>General Civil - Level 3</b>	2024	1	6	1	1	-	-	-	-	-	-	-	-	9	50%	9
	2023	2	2	1	1	1	1	-	-	3	7	1	4	6	▲	23
<b>Miscellaneous Civil</b>	2024	44	17	35	29	-	-	-	-	-	-	-	-	125	-12%	125
	2023	31	36	39	36	22	29	25	26	22	22	22	14	142	▼	324
<b>Misdemeanor</b>	2024	13	4	4	1	-	-	-	-	-	-	-	-	22	-8%	22
	2023	15	1	4	4	1	4	1	2	5	12	11	2	24	▼	62
<b>Other</b>	2024	2	2	5	3	-	-	-	-	-	-	-	-	12	50%	12
	2023	3	3	2	-	1	2	3	3	5	1	-	1	8	▲	24
<b>Other Criminally Related Matters</b>	2024	-	1	1	1	-	-	-	-	-	-	-	-	3	0%	3
	2023	-	1	-	2	-	-	-	4	-	3	-	2	3	↔	12
<b>Probates/Wills &amp; Trusts - Level 1</b>	2024	1	-	-	-	-	-	-	-	-	-	-	-	1	1	1
	2023	-	-	-	-	-	1	-	-	1	-	-	-	0	↔	2
<b>Probates/Wills &amp; Trusts - Level 2</b>	2024	-	2	-	3	-	-	-	-	-	-	-	-	5	400%	5
	2023	-	-	-	1	1	-	-	1	-	2	1	1	1	▲	7
<b>Protective Orders</b>	2024	-	-	-	-	-	-	-	-	-	-	-	-	0	0	0
	2023	-	-	-	-	-	-	-	-	-	-	1	2	0	↔	3
<b>Uncontested Divorce</b>	2024	-	4	3	2	-	-	-	-	-	-	-	-	9	0%	9
	2023	2	1	4	2	3	-	1	-	3	-	3	1	9	↔	20

This report reflects data in the case management system. Numbers will update accordingly as reports are refreshed and posted.



Dashboard	Monthly Filings Summary	Jan --- Apr Filings				
<p><b>Court:</b> New Kent Circuit  <b>Start/End Date:</b> Jan-23 / Apr-24  <b>2023 Average Month:</b> 172  <b>Jan-Apr 2023:</b> 674  <b>Filings Trending:</b> ▲</p> <p><b>Circuit/Court ID:</b> 9 209127  <b>Type of Case:</b> Filings  <b>2024 Average Month:</b>202  <b>Jan-Apr 2024 :</b> 806  <b>Overall AVG. Month:</b> 179</p>	<p>Jan 23 - Apr 24</p>	<table border="1" style="margin: auto;"> <tr> <td style="text-align: center; width: 50px;">806</td> <td style="text-align: center; width: 50px;">674</td> </tr> <tr> <td style="text-align: center;">2024</td> <td style="text-align: center;">2023</td> </tr> </table>	806	674	2024	2023
806	674					
2024	2023					

Filings by Division																
Divisions		Jan	Feb	Mar	Apr	May	Jun	Jul	Aug	Sep	Oct	Nov	Dec	Thru Apr	% Change	Total
<b>Total</b>	2024	214	211	211	170	-	-	-	-	-	-	-	-	806	20%	806
	2023	192	167	180	135	158	136	134	169	239	143	175	232	674	▲	2,060
<b>Civil</b>	2024	24	24	22	23	-	-	-	-	-	-	-	-	93	48%	93
	2023	14	13	20	16	16	11	11	15	25	9	16	8	63	▲	174
<b>Criminal</b>	2024	66	62	66	31	-	-	-	-	-	-	-	-	225	36%	225
	2023	57	35	45	29	47	47	37	66	119	31	55	45	166	▲	613
<b>Concealed Handgun Permits</b>	2024	72	77	68	61	-	-	-	-	-	-	-	-	278	1%	278
	2023	87	79	65	44	43	48	42	51	54	62	72	48	275	▲	695
<b>Miscellaneous/ Other</b>	2024	52	48	55	54	-	-	-	-	-	-	-	-	209	23%	209
	2023	34	40	50	46	51	30	44	37	41	41	32	130	170	▲	576
<b>Others</b>	2024	-	-	-	1	-	-	-	-	-	-	-	-	1	1	1
	2023	-	-	-	-	1	-	-	-	-	-	-	-	0	↔	2

Filings by Case Category																
Case Categories		Jan	Feb	Mar	Apr	May	Jun	Jul	Aug	Sep	Oct	Nov	Dec	Thru Apr	% Change	Total
<b>Administrative Law</b>	2024	-	-	1	-	-	-	-	-	-	-	-	-	1	1	1
	2023	-	-	-	-	-	-	1	-	-	-	-	-	0	↔	1
<b>Contested Divorce</b>	2024	3	1	2	2	-	-	-	-	-	-	-	-	8	-11%	8
	2023	3	-	5	1	-	1	-	-	2	-	3	2	9	▼	17
<b>Domestic and Family - Level 1</b>	2024	-	2	3	1	-	-	-	-	-	-	-	-	6	0%	6
	2023	-	1	4	1	2	2	-	1	3	3	2	-	6	↔	19
<b>Domestic and Family - Level 2</b>	2024	-	3	1	-	-	-	-	-	-	-	-	-	4	-20%	4
	2023	-	4	1	-	2	-	-	1	8	-	4	-	5	▼	20
<b>Felonies and Related Matters</b>	2024	39	42	42	17	-	-	-	-	-	-	-	-	140	21%	140
	2023	42	25	29	20	29	33	23	55	95	17	20	27	116	▲	415
<b>General Civil - Level 1</b>	2024	-	-	-	-	-	-	-	-	-	-	-	-	0	-100%	0
	2023	-	1	-	-	-	1	3	-	-	-	-	-	1	▼	5
<b>General Civil - Level 2</b>	2024	2	-	4	7	-	-	-	-	-	-	-	-	13	-13%	13
	2023	4	2	1	8	2	3	4	4	2	4	1	-	15	▼	35
<b>General Civil - Level 3</b>	2024	11	9	7	2	-	-	-	-	-	-	-	-	29	190%	29
	2023	3	3	2	2	3	1	1	4	2	1	2	4	10	▲	28
<b>Miscellaneous Civil</b>	2024	86	85	81	68	-	-	-	-	-	-	-	-	320	0%	320
	2023	99	90	76	56	60	52	53	61	63	70	81	55	321	▼	816
<b>Misdemeanor</b>	2024	16	16	15	10	-	-	-	-	-	-	-	-	57	24%	57
	2023	14	10	15	7	10	12	13	9	23	8	23	18	46	▲	162
<b>Other</b>	2024	38	40	41	45	-	-	-	-	-	-	-	-	164	30%	164
	2023	22	28	41	35	34	26	33	27	32	32	23	124	126	▲	457
<b>Other Criminally Related Matters</b>	2024	11	4	9	4	-	-	-	-	-	-	-	-	28	600%	28
	2023	1	-	1	2	8	2	1	2	3	6	12	-	4	▲	38
<b>Probates/Wills &amp; Trusts - Level 1</b>	2024	1	-	-	1	-	-	-	-	-	-	-	-	2	2	2
	2023	-	-	-	-	-	-	-	-	-	-	-	-	0	↔	0
<b>Probates/Wills &amp; Trusts - Level 2</b>	2024	1	1	1	-	-	-	-	-	-	-	-	-	3	3	3
	2023	-	-	-	-	1	-	1	1	-	-	-	1	0	↔	4
<b>Protective Orders</b>	2024	-	1	-	4	-	-	-	-	-	-	-	-	5	5	5
	2023	-	-	-	-	-	-	-	-	2	-	-	-	0	↔	2
<b>Uncontested Divorce</b>	2024	6	7	4	9	-	-	-	-	-	-	-	-	26	73%	26
	2023	4	3	5	3	7	3	1	4	4	2	4	1	15	▲	41

Dashboard		Monthly Filings Summary		Jan --- Apr Filings	
<b>Court:</b> York Circuit	<b>Circuit/Court ID:</b> 9 209199				
<b>Start/End Date:</b> Jan-23 / Apr-24	<b>Type of Case:</b> Filings				
<b>2023 Average Month:</b> 349	<b>2024 Average Month:</b> 306				
<b>Jan-Apr 2023:</b> 1,608	<b>Jan-Apr 2024 :</b> 1,224				
<b>Filings Trending:</b> ▼	<b>Overall AVG. Month:</b> 338				

Filings by Division																
Divisions		Jan	Feb	Mar	Apr	May	Jun	Jul	Aug	Sep	Oct	Nov	Dec	Thru Apr	% Change	Total
<b>Total</b>	2024	340	294	300	290	-	-	-	-	-	-	-	-	1,224	-24%	1,224
	2023	415	396	451	346	409	320	325	316	337	318	301	250	1,608	▼	4,184
<b>Civil</b>	2024	53	37	59	53	-	-	-	-	-	-	-	-	202	25%	202
	2023	24	45	47	45	62	51	33	46	45	53	49	37	161	▲	537
<b>Criminal</b>	2024	76	80	62	88	-	-	-	-	-	-	-	-	306	-33%	306
	2023	105	108	154	91	169	75	116	109	134	101	86	48	458	▼	1,296
<b>Concealed Handgun Permits</b>	2024	160	138	135	107	-	-	-	-	-	-	-	-	540	-27%	540
	2023	215	186	182	152	134	134	127	104	110	132	130	105	735	▼	1,711
<b>Miscellaneous/Other</b>	2024	50	39	44	42	-	-	-	-	-	-	-	-	175	-30%	175
	2023	71	57	65	57	44	60	49	56	48	32	36	60	250	▼	635
<b>Others</b>	2024	1	-	-	-	-	-	-	-	-	-	-	-	1	-75%	1
	2023	-	-	3	1	-	-	-	1	-	-	-	-	4	▼	5

Filings by Case Category																
Case Categories		Jan	Feb	Mar	Apr	May	Jun	Jul	Aug	Sep	Oct	Nov	Dec	Thru Apr	% Change	Total
<b>Administrative Law</b>	2024	-	-	-	-	-	-	-	-	-	-	-	-	0	-100%	0
	2023	-	-	-	2	1	-	-	-	-	-	-	-	2	▼	3
<b>Contested Divorce</b>	2024	5	8	6	3	-	-	-	-	-	-	-	-	22	120%	22
	2023	2	3	5	-	11	5	5	4	14	6	3	1	10	▲	59
<b>Domestic and Family - Level 1</b>	2024	1	1	16	4	-	-	-	-	-	-	-	-	22	83%	22
	2023	2	4	4	2	1	6	2	7	3	12	4	5	12	▲	52
<b>Domestic and Family - Level 2</b>	2024	15	9	4	10	-	-	-	-	-	-	-	-	38	9%	38
	2023	11	4	15	5	10	5	-	8	1	6	8	8	35	▲	81
<b>Felonies and Related Matters</b>	2024	51	40	34	44	-	-	-	-	-	-	-	-	169	-37%	169
	2023	63	66	89	52	93	33	39	52	78	40	58	24	270	▼	687
<b>General Civil - Level 1</b>	2024	1	2	-	-	-	-	-	-	-	-	-	-	3	0%	3
	2023	1	1	-	1	-	-	-	-	-	-	-	2	3	↔	5
<b>General Civil - Level 2</b>	2024	8	9	14	14	-	-	-	-	-	-	-	-	45	50%	45
	2023	3	9	6	12	9	7	4	7	13	11	16	8	30	▲	105
<b>General Civil - Level 3</b>	2024	12	2	6	5	-	-	-	-	-	-	-	-	25	-4%	25
	2023	8	7	5	6	9	1	5	5	2	4	6	8	26	▼	66
<b>Miscellaneous Civil</b>	2024	207	170	170	144	-	-	-	-	-	-	-	-	691	-27%	691
	2023	270	236	241	194	171	191	172	149	155	158	160	154	941	▼	2,251
<b>Misdemeanor</b>	2024	20	21	14	27	-	-	-	-	-	-	-	-	82	-46%	82
	2023	34	33	54	30	67	29	58	36	42	46	23	14	151	▼	466
<b>Other</b>	2024	5	4	1	4	-	-	-	-	-	-	-	-	14	-26%	14
	2023	5	3	6	5	5	8	4	10	1	7	1	4	19	▼	59
<b>Other Criminally Related Matters</b>	2024	5	19	14	17	-	-	-	-	-	-	-	-	55	49%	55
	2023	8	9	11	9	9	13	19	21	14	15	5	10	37	▲	143
<b>Probates/Wills &amp; Trusts - Level 1</b>	2024	1	1	-	-	-	-	-	-	-	-	-	-	2	0%	2
	2023	-	1	-	1	-	-	-	-	-	-	-	-	2	↔	2
<b>Probates/Wills &amp; Trusts - Level 2</b>	2024	2	2	2	1	-	-	-	-	-	-	-	-	7	-22%	7
	2023	2	3	2	2	9	3	4	1	1	1	2	4	9	▼	34
<b>Protective Orders</b>	2024	-	-	-	-	-	-	-	-	-	-	-	-	0	0	0
	2023	-	-	-	-	-	1	-	-	-	-	-	1	0	↔	2
<b>Uncontested Divorce</b>	2024	7	6	19	17	-	-	-	-	-	-	-	-	49	-20%	49
	2023	6	17	13	25	14	18	13	16	13	12	12	10	61	▼	169

This report reflects data in the case management system. Numbers will update accordingly as reports are refreshed and posted.

# CPSS-CCMS-10.01 CASELOAD STATISTICS OF THE CIRCUIT COURTS

Williamsburg

January 2023 -- April 2024 Filings


Alexandria and Fairfax Circuit are not Included in State Totals

## Dashboard

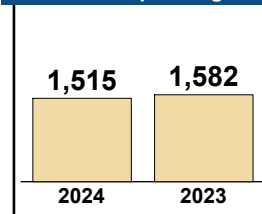
**Court:** Williamsburg Circuit  
**Start/End Date:** Jan-23 / Apr-24  
**2023 Average Month:** 365  
**Jan-Apr 2023:** 1,582  
**Filings Trending:** ▼

**Circuit/Court ID:** 9 209830  
**Type of Case:** Filings  
**2024 Average Month:** 379  
**Jan-Apr 2024 :** 1,515  
**Overall AVG. Month:** 369

## Monthly Filings Summary



## Jan --- Apr Filings



## Filings by Division

Divisions	Jan	Feb	Mar	Apr	May	Jun	Jul	Aug	Sep	Oct	Nov	Dec	Thru Apr	% Change	Total
<b>Total</b>	410	387	412	306	-	-	-	-	-	-	-	-	1,515	-4%	1,515
2023	410	394	434	344	418	326	366	368	331	401	276	317	1,582	▼	4,385
<b>Civil</b>	49	45	64	53	-	-	-	-	-	-	-	-	211	2%	211
2023	57	47	58	44	56	66	46	57	50	57	41	36	206	▲	615
<b>Criminal</b>	123	89	116	69	-	-	-	-	-	-	-	-	397	5%	397
2023	80	84	125	89	151	70	140	104	118	145	91	71	378	▲	1,268
<b>Concealed Handgun Permits</b>	152	141	133	92	-	-	-	-	-	-	-	-	518	-17%	518
2023	181	159	163	124	119	105	106	102	100	117	97	120	627	▼	1,493
<b>Miscellaneous/Other</b>	86	112	99	92	-	-	-	-	-	-	-	-	389	5%	389
2023	92	104	87	86	91	84	74	105	63	82	47	90	369	▲	1,005
<b>Others</b>	-	-	-	-	-	-	-	-	-	-	-	-	0	-100%	0
2023	-	-	1	1	1	1	-	-	-	-	-	-	2	▼	4

## Filings by Case Category

Case Categories	Jan	Feb	Mar	Apr	May	Jun	Jul	Aug	Sep	Oct	Nov	Dec	Thru Apr	% Change	Total
<b>Administrative Law</b>	-	-	1	-	-	-	-	-	-	-	-	-	1	-50%	1
2023	-	2	-	-	-	-	-	-	-	-	1	1	2	▼	4
<b>Contested Divorce</b>	7	5	6	8	-	-	-	-	-	-	-	-	26	4%	26
2023	8	10	2	5	7	5	6	3	6	4	4	3	25	▲	63
<b>Domestic and Family - Level 1</b>	-	1	5	9	-	-	-	-	-	-	-	-	15	-29%	15
2023	6	4	5	6	11	5	5	5	4	4	1	2	21	▼	58
<b>Domestic and Family - Level 2</b>	2	1	2	2	-	-	-	-	-	-	-	-	7	-56%	7
2023	6	1	6	3	1	3	1	3	1	1	1	4	16	▼	31
<b>Felonies and Related Matters</b>	74	52	83	34	-	-	-	-	-	-	-	-	243	11%	243
2023	41	47	76	54	85	35	70	48	88	82	35	40	218	▲	701
<b>General Civil - Level 1</b>	-	3	-	1	-	-	-	-	-	-	-	-	4	300%	4
2023	-	-	1	-	1	-	-	2	1	1	-	-	1	▲	6
<b>General Civil - Level 2</b>	12	12	18	12	-	-	-	-	-	-	-	-	54	74%	54
2023	6	6	11	8	10	12	8	13	13	15	11	9	31	▲	122
<b>General Civil - Level 3</b>	11	9	6	5	-	-	-	-	-	-	-	-	31	-35%	31
2023	14	10	17	7	11	23	9	9	8	17	13	8	48	▼	146
<b>Miscellaneous Civil</b>	186	180	180	129	-	-	-	-	-	-	-	-	675	-13%	675
2023	214	197	205	159	151	139	134	140	127	156	122	158	775	▼	1,902
<b>Misdemeanor</b>	24	25	31	27	-	-	-	-	-	-	-	-	107	-9%	107
2023	31	23	32	31	54	22	57	46	15	50	40	20	117	▼	421
<b>Other</b>	47	65	48	55	-	-	-	-	-	-	-	-	215	4%	215
2023	55	63	39	49	55	49	45	67	35	39	15	51	206	▲	562
<b>Other Criminally Related Matters</b>	25	13	9	9	-	-	-	-	-	-	-	-	56	24%	56
2023	9	14	18	4	12	13	17	10	16	13	16	11	45	▲	153
<b>Probates/Wills &amp; Trusts - Level 1</b>	-	-	2	-	-	-	-	-	-	-	-	-	2	-33%	2
2023	-	2	1	-	-	1	-	1	-	1	-	-	3	▼	6
<b>Probates/Wills &amp; Trusts - Level 2</b>	3	3	5	4	-	-	-	-	-	-	-	-	15	67%	15
2023	3	1	1	4	1	4	5	6	4	5	2	4	9	▲	40
<b>Uncontested Divorce</b>	19	18	16	11	-	-	-	-	-	-	-	-	64	-2%	64
2023	17	14	20	14	19	15	9	15	13	12	15	7	65	▼	170

This report reflects data in the case management system. Numbers will update accordingly as reports are refreshed and posted.

Dashboard		Circuit/Court ID: 10 210011		Monthly Filings Summary		Jan --- Apr Filings		
<b>Court:</b> Appomattox Circuit	<b>Start/End Date:</b> Jan-23 / Apr-24	<b>Type of Case:</b> Filings	<b>2023 Average Month:</b> 95	<b>2024 Average Month:</b> 109				
<b>Jan-Apr 2023:</b> 472	<b>Jan-Apr 2024:</b> 437	<b>Overall AVG. Month:</b> 98	<b>Filings Trending:</b> ▼					

Filings by Division																
Divisions		Jan	Feb	Mar	Apr	May	Jun	Jul	Aug	Sep	Oct	Nov	Dec	Thru Apr	% Change	Total
<b>Total</b>	2024	116	110	109	102	-	-	-	-	-	-	-	-	437	-7%	437
	2023	120	99	140	113	78	57	65	115	96	107	82	65	472	▼	1,137
<b>Civil</b>	2024	9	9	15	11	-	-	-	-	-	-	-	-	44	13%	44
	2023	8	8	7	16	8	9	3	16	12	14	7	11	39	▲	119
<b>Criminal</b>	2024	49	35	33	47	-	-	-	-	-	-	-	-	164	3%	164
	2023	36	29	43	52	23	12	19	56	31	39	33	17	160	▲	390
<b>Concealed Handgun Permits</b>	2024	52	57	53	33	-	-	-	-	-	-	-	-	195	-20%	195
	2023	70	50	83	40	42	27	34	36	45	47	35	32	243	▼	541
<b>Miscellaneous/ Other</b>	2024	6	9	8	11	-	-	-	-	-	-	-	-	34	13%	34
	2023	6	12	7	5	5	9	8	7	8	7	7	5	30	▲	86
<b>Others</b>	2024	-	-	-	-	-	-	-	-	-	-	-	-	0	0	0
	2023	-	-	-	-	-	-	1	-	-	-	-	-	0	↔	1

Filings by Case Category																
Case Categories		Jan	Feb	Mar	Apr	May	Jun	Jul	Aug	Sep	Oct	Nov	Dec	Thru Apr	% Change	Total
<b>Contested Divorce</b>	2024	1	-	2	3	-	-	-	-	-	-	-	-	6	100%	6
	2023	-	-	1	2	1	1	1	3	-	2	2	1	3	▲	14
<b>Domestic and Family - Level 1</b>	2024	-	2	-	2	-	-	-	-	-	-	-	-	4	-50%	4
	2023	-	3	1	4	-	-	-	3	2	6	-	3	8	▼	22
<b>Domestic and Family - Level 2</b>	2024	-	1	1	-	-	-	-	-	-	-	-	-	2	-60%	2
	2023	-	4	-	1	2	2	1	3	1	-	-	-	5	▼	14
<b>Felonies and Related Matters</b>	2024	33	30	24	28	-	-	-	-	-	-	-	-	115	-7%	115
	2023	30	20	25	48	18	9	16	47	19	20	30	13	123	▼	295
<b>General Civil - Level 1</b>	2024	-	1	-	-	-	-	-	-	-	-	-	-	1	1	1
	2023	-	-	-	-	-	-	-	-	-	-	-	-	0	↔	0
<b>General Civil - Level 2</b>	2024	-	2	3	2	-	-	-	-	-	-	-	-	7	-13%	7
	2023	2	1	2	3	1	-	-	3	2	3	2	-	8	▼	19
<b>General Civil - Level 3</b>	2024	6	2	5	1	-	-	-	-	-	-	-	-	14	180%	14
	2023	3	1	1	-	1	4	-	1	4	4	1	4	5	▲	24
<b>Miscellaneous Civil</b>	2024	58	63	61	43	-	-	-	-	-	-	-	-	225	-17%	225
	2023	76	61	90	45	47	36	41	41	53	53	42	37	272	▼	622
<b>Misdemeanor</b>	2024	15	4	9	15	-	-	-	-	-	-	-	-	43	48%	43
	2023	6	8	11	4	5	3	3	9	8	11	3	4	29	▲	75
<b>Other</b>	2024	-	-	-	1	-	-	-	-	-	-	-	-	1	0%	1
	2023	1	-	-	-	-	-	1	1	-	-	-	-	1	↔	3
<b>Other Criminally Related Matters</b>	2024	1	1	-	4	-	-	-	-	-	-	-	-	6	-25%	6
	2023	-	1	7	-	-	-	-	-	4	8	-	-	8	▼	20
<b>Probates/Wills &amp; Trusts - Level 1</b>	2024	-	-	-	1	-	-	-	-	-	-	-	-	1	1	1
	2023	-	-	-	-	-	-	-	-	-	-	-	-	0	↔	0
<b>Probates/Wills &amp; Trusts - Level 2</b>	2024	-	1	-	1	-	-	-	-	-	-	-	-	2	0%	2
	2023	-	-	1	1	-	-	-	2	-	-	-	-	2	↔	4
<b>Uncontested Divorce</b>	2024	2	3	4	1	-	-	-	-	-	-	-	-	10	25%	10
	2023	2	-	1	5	3	2	2	2	3	-	2	3	8	▲	25

Dashboard	Monthly Filings Summary	Jan --- Apr Filings
<p><b>Court:</b> Buckingham Circuit  <b>Start/End Date:</b> Jan-23 / Apr-24  <b>2023 Average Month:</b> 97  <b>Jan-Apr 2023:</b> 505  <b>Filings Trending:</b> ▼</p> <p><b>Circuit/Court ID:</b> 10 210029  <b>Type of Case:</b> Filings  <b>2024 Average Month:</b>100  <b>Jan-Apr 2024 :</b> 398  <b>Overall AVG. Month:</b> 98</p>		

Filings by Division																
Divisions		Jan	Feb	Mar	Apr	May	Jun	Jul	Aug	Sep	Oct	Nov	Dec	Thru Apr	% Change	Total
<b>Total</b>	2024	92	95	95	116	-	-	-	-	-	-	-	-	398	-21%	398
	2023	202	58	121	124	85	105	74	113	105	102	41	36	505	▼	1,166
<b>Civil</b>	2024	10	8	12	8	-	-	-	-	-	-	-	-	38	15%	38
	2023	8	9	7	9	8	9	13	4	8	7	7	1	33	▲	90
<b>Criminal</b>	2024	23	27	27	51	-	-	-	-	-	-	-	-	128	-51%	128
	2023	140	11	50	60	35	68	22	57	48	60	9	18	261	▼	578
<b>Concealed Handgun Permits</b>	2024	38	38	37	34	-	-	-	-	-	-	-	-	147	-5%	147
	2023	43	28	48	36	27	21	24	38	35	23	18	10	155	▼	351
<b>Miscellaneous/ Other</b>	2024	21	22	19	23	-	-	-	-	-	-	-	-	85	52%	85
	2023	11	10	16	19	15	7	15	14	14	12	7	7	56	▲	147

Filings by Case Category																
Case Categories		Jan	Feb	Mar	Apr	May	Jun	Jul	Aug	Sep	Oct	Nov	Dec	Thru Apr	% Change	Total
<b>Administrative Law</b>	2024	1	-	-	-	-	-	-	-	-	-	-	-	1	0%	1
	2023	1	-	-	-	1	-	-	-	-	1	1	-	1	↔	4
<b>Contested Divorce</b>	2024	2	2	1	1	-	-	-	-	-	-	-	-	6	50%	6
	2023	-	-	1	3	1	1	4	2	1	-	-	1	4	▲	14
<b>Domestic and Family - Level 1</b>	2024	3	1	4	1	-	-	-	-	-	-	-	-	9	350%	9
	2023	2	-	-	-	-	1	-	-	-	-	-	-	2	▲	3
<b>Domestic and Family - Level 2</b>	2024	-	-	1	-	-	-	-	-	-	-	-	-	1	0%	1
	2023	-	1	-	-	2	3	1	-	1	-	2	-	1	↔	10
<b>Felonies and Related Matters</b>	2024	19	19	20	38	-	-	-	-	-	-	-	-	96	-57%	96
	2023	132	5	40	47	26	66	14	40	34	37	8	14	224	▼	463
<b>General Civil - Level 1</b>	2024	-	-	-	-	-	-	-	-	-	-	-	-	0	-100%	0
	2023	1	-	2	-	1	-	-	-	-	-	-	-	3	▼	4
<b>General Civil - Level 2</b>	2024	1	1	1	-	-	-	-	-	-	-	-	-	3	-63%	3
	2023	2	3	2	1	2	2	1	3	2	2	3	-	8	▼	23
<b>General Civil - Level 3</b>	2024	1	2	3	1	-	-	-	-	-	-	-	-	7	40%	7
	2023	1	2	2	-	-	2	2	-	-	2	1	-	5	▲	12
<b>Miscellaneous Civil</b>	2024	44	48	41	40	-	-	-	-	-	-	-	-	173	-9%	173
	2023	50	33	61	47	30	25	30	47	46	32	25	12	191	▼	438
<b>Misdemeanor</b>	2024	4	5	6	10	-	-	-	-	-	-	-	-	25	-24%	25
	2023	8	5	9	11	9	1	6	13	7	23	1	4	33	▼	97
<b>Other</b>	2024	15	12	15	17	-	-	-	-	-	-	-	-	59	228%	59
	2023	3	5	2	8	11	2	10	4	2	2	-	5	18	▲	54
<b>Other Criminally Related Matters</b>	2024	-	3	1	3	-	-	-	-	-	-	-	-	7	75%	7
	2023	-	1	1	2	-	1	2	4	7	-	-	-	4	▲	18
<b>Probates/Wills &amp; Trusts - Level 1</b>	2024	-	-	-	1	-	-	-	-	-	-	-	-	1	1	1
	2023	-	-	-	-	-	-	-	-	1	-	-	-	0	↔	1
<b>Probates/Wills &amp; Trusts - Level 2</b>	2024	1	-	1	1	-	-	-	-	-	-	-	-	3	200%	3
	2023	-	-	-	1	-	1	1	-	1	-	-	-	1	▲	4
<b>Uncontested Divorce</b>	2024	1	2	1	3	-	-	-	-	-	-	-	-	7	-30%	7
	2023	2	3	1	4	2	-	3	-	3	3	-	-	10	▼	21

Dashboard		Monthly Filings Summary		Jan --- Apr Filings	
<p><b>Court:</b> Charlotte Circuit  <b>Start/End Date:</b> Jan-23 / Apr-24  <b>2023 Average Month:</b> 77  <b>Jan-Apr 2023:</b> 249  <b>Filings Trending:</b> ▲</p>	<p><b>Circuit/Court ID:</b> 10 210037  <b>Type of Case:</b> Filings  <b>2024 Average Month:</b>91  <b>Jan-Apr 2024 :</b> 364  <b>Overall AVG. Month:</b> 80</p>	<p style="text-align: center; font-weight: bold; font-size: 1.2em;">Jan 23 - Apr 24</p>		<p style="text-align: center; font-weight: bold; font-size: 1.2em;">364      249</p> <p style="text-align: center;">2024      2023</p>	

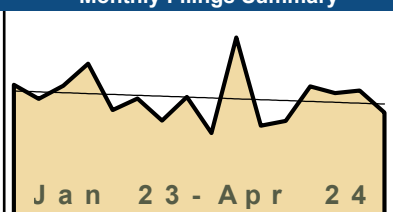
Filings by Division																
Divisions		Jan	Feb	Mar	Apr	May	Jun	Jul	Aug	Sep	Oct	Nov	Dec	Thru Apr	% Change	Total
<b>Total</b>	2024	73	68	63	160	-	-	-	-	-	-	-	-	364	46%	364
	2023	51	64	84	50	64	96	52	84	85	91	76	123	249	▲	920
<b>Civil</b>	2024	10	10	7	8	-	-	-	-	-	-	-	-	35	13%	35
	2023	7	8	11	5	10	3	8	8	14	5	13	9	31	▲	101
<b>Criminal</b>	2024	19	12	12	118	-	-	-	-	-	-	-	-	161	99%	161
	2023	6	27	21	27	16	73	7	39	31	50	32	23	81	▲	352
<b>Concealed Handgun Permits</b>	2024	17	27	24	17	-	-	-	-	-	-	-	-	85	-1%	85
	2023	21	18	39	8	19	12	20	21	23	18	23	15	86	▼	237
<b>Miscellaneous/ Other</b>	2024	26	19	20	17	-	-	-	-	-	-	-	-	82	61%	82
	2023	17	11	13	10	19	8	17	16	17	18	8	76	51	▲	230
<b>Others</b>	2024	1	-	-	-	-	-	-	-	-	-	-	-	1	1	1
	2023	-	-	-	-	-	-	-	-	-	-	-	-	0	↔	0

Filings by Case Category																
Case Categories		Jan	Feb	Mar	Apr	May	Jun	Jul	Aug	Sep	Oct	Nov	Dec	Thru Apr	% Change	Total
<b>Contested Divorce</b>	2024	1	2	2	1	-	-	-	-	-	-	-	-	6	500%	6
	2023	-	-	1	-	1	-	2	-	1	-	1	3	1	▲	9
<b>Domestic and Family - Level 1</b>	2024	1	-	-	1	-	-	-	-	-	-	-	-	2	-82%	2
	2023	1	4	4	2	6	-	-	-	3	1	1	1	11	▼	23
<b>Domestic and Family - Level 2</b>	2024	2	3	-	-	-	-	-	-	-	-	-	-	5	150%	5
	2023	1	-	-	1	-	2	1	1	1	1	2	-	2	▲	10
<b>Felonies and Related Matters</b>	2024	15	9	8	110	-	-	-	-	-	-	-	-	142	118%	142
	2023	4	25	15	21	10	70	3	34	20	46	16	18	65	▲	282
<b>General Civil - Level 1</b>	2024	-	-	-	-	-	-	-	-	-	-	-	-	0	0	0
	2023	-	-	-	-	-	-	1	-	-	-	-	-	0	↔	1
<b>General Civil - Level 2</b>	2024	-	-	1	1	-	-	-	-	-	-	-	-	2	100%	2
	2023	-	-	1	1	1	-	2	1	3	1	2	1	1	▲	12
<b>General Civil - Level 3</b>	2024	3	2	4	1	-	-	-	-	-	-	-	-	10	100%	10
	2023	3	1	1	-	1	1	1	3	4	3	4	1	5	▲	23
<b>Miscellaneous Civil</b>	2024	20	35	31	22	-	-	-	-	-	-	-	-	108	0%	108
	2023	29	23	44	12	25	15	27	26	31	28	28	21	108	↔	309
<b>Misdemeanor</b>	2024	3	3	4	9	-	-	-	-	-	-	-	-	19	73%	19
	2023	2	1	2	6	7	2	3	5	10	4	10	6	11	▲	58
<b>Other</b>	2024	23	11	13	12	-	-	-	-	-	-	-	-	59	97%	59
	2023	9	7	8	6	12	5	10	12	9	7	3	70	30	▲	158
<b>Other Criminally Related Matters</b>	2024	1	-	-	-	-	-	-	-	-	-	-	-	1	-83%	1
	2023	-	1	5	-	-	1	1	-	1	-	6	-	6	▼	15
<b>Probates/Wills &amp; Trusts - Level 1</b>	2024	1	-	-	-	-	-	-	-	-	-	-	-	1	1	1
	2023	-	-	-	-	-	-	-	-	-	-	-	-	0	↔	0
<b>Probates/Wills &amp; Trusts - Level 2</b>	2024	1	1	-	1	-	-	-	-	-	-	-	-	3	3	3
	2023	-	-	-	-	1	-	-	1	1	-	-	-	0	↔	3
<b>Uncontested Divorce</b>	2024	2	2	-	2	-	-	-	-	-	-	-	-	6	-33%	6
	2023	2	2	3	2	-	-	1	1	1	-	3	2	9	▼	17

Dashboard		Monthly Filings Summary		Jan --- Apr Filings					
<p><b>Court:</b> Cumberland Circuit  <b>Start/End Date:</b> Jan-23 / Apr-24  <b>2023 Average Month:</b> 51  <b>Jan-Apr 2023:</b> 223  <b>Filings Trending:</b> ▼</p>	<p><b>Circuit/Court ID:</b> 10 210049  <b>Type of Case:</b> Filings  <b>2024 Average Month:</b> 54  <b>Jan-Apr 2024 :</b> 216  <b>Overall AVG. Month:</b> 52</p>	<p style="text-align: center; font-weight: bold; color: white;">Jan 23 - Apr 24</p>		<table style="margin: auto;"> <tr> <td style="text-align: center; width: 50px;"><b>216</b></td> <td style="text-align: center; width: 50px;"><b>223</b></td> </tr> <tr> <td style="text-align: center; width: 50px;">2024</td> <td style="text-align: center; width: 50px;">2023</td> </tr> </table>		<b>216</b>	<b>223</b>	2024	2023
<b>216</b>	<b>223</b>								
2024	2023								

Filings by Division																
Divisions		Jan	Feb	Mar	Apr	May	Jun	Jul	Aug	Sep	Oct	Nov	Dec	Thru Apr	% Change	Total
<b>Total</b>	2024	52	58	55	51	-	-	-	-	-	-	-	-	216	-3%	216
	2023	64	63	48	48	34	61	35	54	48	40	52	62	223	▼	609
<b>Civil</b>	2024	5	4	2	3	-	-	-	-	-	-	-	-	14	-39%	14
	2023	6	7	7	3	4	6	6	12	7	6	6	9	23	▼	79
<b>Criminal</b>	2024	5	21	11	14	-	-	-	-	-	-	-	-	51	-29%	51
	2023	21	24	6	21	6	31	11	11	14	11	19	15	72	▼	190
<b>Concealed Handgun Permits</b>	2024	28	18	25	22	-	-	-	-	-	-	-	-	93	-2%	93
	2023	26	23	28	18	16	15	14	22	19	16	20	29	95	▼	246
<b>Miscellaneous/ Other</b>	2024	14	15	17	12	-	-	-	-	-	-	-	-	58	76%	58
	2023	11	9	7	6	8	9	4	9	8	7	7	9	33	▲	94

Filings by Case Category																
Case Categories		Jan	Feb	Mar	Apr	May	Jun	Jul	Aug	Sep	Oct	Nov	Dec	Thru Apr	% Change	Total
<b>Contested Divorce</b>	2024	-	-	-	-	-	-	-	-	-	-	-	-	0	-100%	0
	2023	-	2	-	1	-	1	-	1	-	-	-	2	3	▼	7
<b>Domestic and Family - Level 1</b>	2024	-	-	-	-	-	-	-	-	-	-	-	-	0	-100%	0
	2023	1	-	-	-	-	-	-	1	3	-	4	-	1	▼	9
<b>Domestic and Family - Level 2</b>	2024	-	1	-	-	-	-	-	-	-	-	-	-	1	1	1
	2023	-	-	-	-	1	-	-	-	1	-	-	-	0	↔	2
<b>Felonies and Related Matters</b>	2024	3	20	8	8	-	-	-	-	-	-	-	-	39	-5%	39
	2023	15	13	2	11	5	13	4	4	12	6	13	13	41	▼	111
<b>General Civil - Level 1</b>	2024	-	-	-	-	-	-	-	-	-	-	-	-	0	0	0
	2023	-	-	-	-	-	-	-	-	-	1	-	-	0	↔	1
<b>General Civil - Level 2</b>	2024	1	1	1	-	-	-	-	-	-	-	-	-	3	50%	3
	2023	1	-	1	-	1	-	1	1	1	2	-	5	2	▲	13
<b>General Civil - Level 3</b>	2024	2	1	-	1	-	-	-	-	-	-	-	-	4	-20%	4
	2023	3	2	-	-	1	4	2	4	1	-	-	1	5	▼	18
<b>Miscellaneous Civil</b>	2024	36	21	34	26	-	-	-	-	-	-	-	-	117	1%	117
	2023	34	27	33	22	21	20	17	30	20	22	26	37	116	▲	309
<b>Misdemeanor</b>	2024	2	1	3	4	-	-	-	-	-	-	-	-	10	-50%	10
	2023	6	6	3	5	-	18	3	5	2	5	6	2	20	▼	61
<b>Other</b>	2024	6	12	8	8	-	-	-	-	-	-	-	-	34	162%	34
	2023	3	5	3	2	2	4	2	2	7	1	1	1	13	▲	33
<b>Other Criminally Related Matters</b>	2024	-	-	-	2	-	-	-	-	-	-	-	-	2	-82%	2
	2023	-	5	1	5	1	-	4	2	-	-	-	-	11	▼	18
<b>Probates/Wills &amp; Trusts - Level 2</b>	2024	1	-	-	1	-	-	-	-	-	-	-	-	2	0%	2
	2023	-	1	1	-	-	-	-	-	-	1	-	-	2	↔	3
<b>Uncontested Divorce</b>	2024	1	1	1	1	-	-	-	-	-	-	-	-	4	-56%	4
	2023	1	2	4	2	2	1	2	4	1	2	2	1	9	▼	24

Dashboard	Monthly Filings Summary	Jan --- Apr Filings				
<p><b>Court:</b> Halifax Circuit  <b>Start/End Date:</b> Jan-23 / Apr-24  <b>2023 Average Month:</b> 224  <b>Jan-Apr 2023:</b> 1,007  <b>Filings Trending:</b> ▼</p>	<p><b>Circuit/Court ID:</b> 10 210083  <b>Type of Case:</b> Filings  <b>2024 Average Month:</b> 228  <b>Jan-Apr 2024 :</b> 913  <b>Overall AVG. Month:</b> 225</p>  <p style="text-align: center;">Jan 23 - Apr 24</p>	<table border="1" style="width:100%; text-align: center;"> <tr> <td style="width:50%;"><b>913</b></td> <td style="width:50%;"><b>1,007</b></td> </tr> <tr> <td><b>2024</b></td> <td><b>2023</b></td> </tr> </table>	<b>913</b>	<b>1,007</b>	<b>2024</b>	<b>2023</b>
<b>913</b>	<b>1,007</b>					
<b>2024</b>	<b>2023</b>					

Filings by Division																
Divisions		Jan	Feb	Mar	Apr	May	Jun	Jul	Aug	Sep	Oct	Nov	Dec	Thru Apr	% Change	Total
<b>Total</b>	2024	246	233	238	196	-	-	-	-	-	-	-	-	913	-9%	913
	2023	249	222	247	289	201	223	181	226	157	339	171	180	1,007	▼	2,685
<b>Civil</b>	2024	15	18	25	23	-	-	-	-	-	-	-	-	81	-25%	81
	2023	24	19	31	34	12	37	18	36	22	26	18	23	108	▼	300
<b>Criminal</b>	2024	137	111	104	86	-	-	-	-	-	-	-	-	438	0%	438
	2023	93	76	97	172	120	82	64	89	77	216	91	84	438	↔	1,261
<b>Concealed Handgun Permits</b>	2024	66	66	64	61	-	-	-	-	-	-	-	-	257	-18%	257
	2023	98	82	80	52	47	61	60	63	43	73	50	61	312	▼	770
<b>Miscellaneous/Other</b>	2024	28	38	45	26	-	-	-	-	-	-	-	-	137	-8%	137
	2023	34	45	39	31	22	43	39	37	14	23	12	12	149	▼	351
<b>Others</b>	2024	-	-	-	-	-	-	-	-	-	-	-	-	0	0	0
	2023	-	-	-	-	-	-	-	1	1	1	-	-	0	↔	3

Filings by Case Category																
Case Categories		Jan	Feb	Mar	Apr	May	Jun	Jul	Aug	Sep	Oct	Nov	Dec	Thru Apr	% Change	Total
<b>Administrative Law</b>	2024	-	-	-	-	-	-	-	-	-	-	-	-	0	-100%	0
	2023	-	-	2	-	-	-	-	-	-	1	-	-	2	▼	3
<b>Contested Divorce</b>	2024	2	5	2	4	-	-	-	-	-	-	-	-	13	-7%	13
	2023	4	2	5	3	1	6	1	3	3	2	1	3	14	▼	34
<b>Domestic and Family - Level 1</b>	2024	1	3	5	1	-	-	-	-	-	-	-	-	10	100%	10
	2023	3	-	-	2	-	2	1	1	1	4	4	1	5	▲	19
<b>Domestic and Family - Level 2</b>	2024	1	-	2	-	-	-	-	-	-	-	-	-	3	-25%	3
	2023	1	3	-	-	-	3	1	2	-	1	2	-	4	▼	13
<b>Felonies and Related Matters</b>	2024	92	68	75	55	-	-	-	-	-	-	-	-	290	-4%	290
	2023	42	47	70	143	77	46	38	58	43	104	57	60	302	▼	785
<b>General Civil - Level 1</b>	2024	-	2	-	1	-	-	-	-	-	-	-	-	3	200%	3
	2023	-	1	-	-	-	1	-	-	-	-	-	-	1	▲	2
<b>General Civil - Level 2</b>	2024	6	4	1	4	-	-	-	-	-	-	-	-	15	-12%	15
	2023	5	1	4	7	3	5	4	4	4	2	2	3	17	▼	44
<b>General Civil - Level 3</b>	2024	-	2	8	10	-	-	-	-	-	-	-	-	20	-41%	20
	2023	5	3	7	19	4	3	5	6	2	6	2	4	34	▼	66
<b>Miscellaneous Civil</b>	2024	75	87	88	73	-	-	-	-	-	-	-	-	323	-11%	323
	2023	112	97	94	61	56	77	71	75	55	95	61	72	364	▼	926
<b>Misdemeanor</b>	2024	45	35	22	27	-	-	-	-	-	-	-	-	129	10%	129
	2023	40	29	29	19	38	28	18	21	20	102	22	24	117	▲	390
<b>Other</b>	2024	15	17	20	13	-	-	-	-	-	-	-	-	65	-32%	65
	2023	20	30	26	20	13	30	24	34	1	2	-	-	96	▼	200
<b>Other Criminally Related Matters</b>	2024	1	8	7	4	-	-	-	-	-	-	-	-	20	-17%	20
	2023	11	1	2	10	5	8	8	10	14	10	12	1	24	▼	92
<b>Probates/Wills &amp; Trusts - Level 1</b>	2024	-	-	-	-	-	-	-	-	-	-	-	-	0	0	0
	2023	-	-	-	-	-	1	-	1	-	-	-	-	0	↔	2
<b>Probates/Wills &amp; Trusts - Level 2</b>	2024	-	-	2	-	-	-	-	-	-	-	-	-	2	100%	2
	2023	-	-	1	-	1	5	2	3	7	1	2	3	1	▲	25
<b>Uncontested Divorce</b>	2024	8	2	6	4	-	-	-	-	-	-	-	-	20	-23%	20
	2023	6	8	7	5	3	8	8	8	6	10	6	9	26	▼	84

This report reflects data in the case management system. Numbers will update accordingly as reports are refreshed and posted.



# CPSS-CCMS-10.01 CASELOAD STATISTICS OF THE CIRCUIT COURTS

Lunenburg

January 2023 -- April 2024 Filings

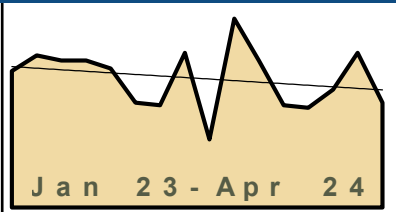
Alexandria and Fairfax Circuit are not Included in State Totals

## Dashboard

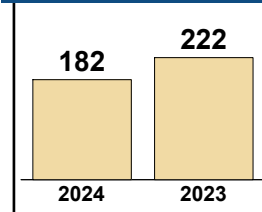
**Court:** Lunenburg Circuit  
**Start/End Date:** Jan-23 / Apr-24  
**2023 Average Month:** 51  
**Jan-Apr 2023:** 222  
**Filings Trending:** ▼

**Circuit/Court ID:** 10 210111  
**Type of Case:** Filings  
**2024 Average Month:** 46  
**Jan-Apr 2024 :** 182  
**Overall AVG. Month:** 49

## Monthly Filings Summary



## Jan --- Apr Filings



## Filings by Division

Divisions		Jan	Feb	Mar	Apr	May	Jun	Jul	Aug	Sep	Oct	Nov	Dec	Thru Apr	% Change	Total
<b>Total</b>	2024	38	45	59	40	-	-	-	-	-	-	-	-	182	-18%	182
	2023	52	58	56	56	53	40	39	59	26	72	56	39	222	▼	606
<b>Civil</b>	2024	3	8	10	5	-	-	-	-	-	-	-	-	26	136%	26
	2023	2	7	-	2	5	5	1	1	3	2	2	2	11	▲	32
<b>Criminal</b>	2024	15	9	16	9	-	-	-	-	-	-	-	-	49	-23%	49
	2023	6	20	5	33	16	17	10	21	6	37	26	4	64	▼	201
<b>Concealed Handgun Permits</b>	2024	13	24	24	21	-	-	-	-	-	-	-	-	82	-17%	82
	2023	28	23	35	13	24	13	17	25	11	26	18	16	99	▼	249
<b>Miscellaneous/Other</b>	2024	7	4	9	4	-	-	-	-	-	-	-	-	24	-50%	24
	2023	16	8	16	8	8	5	11	12	6	7	10	17	48	▼	124
<b>Others</b>	2024	-	-	-	1	-	-	-	-	-	-	-	-	1	1	1
	2023	-	-	-	-	-	-	-	-	-	-	-	-	0	↔	0

## Filings by Case Category

Case Categories		Jan	Feb	Mar	Apr	May	Jun	Jul	Aug	Sep	Oct	Nov	Dec	Thru Apr	% Change	Total
<b>Contested Divorce</b>	2024	2	1	1	1	-	-	-	-	-	-	-	-	5	67%	5
	2023	1	1	-	1	-	1	-	-	-	-	-	1	3	▲	5
<b>Domestic and Family - Level 1</b>	2024	-	1	2	-	-	-	-	-	-	-	-	-	3	50%	3
	2023	-	2	-	-	-	-	-	-	-	-	-	-	2	▲	2
<b>Felonies and Related Matters</b>	2024	14	7	13	8	-	-	-	-	-	-	-	-	42	17%	42
	2023	3	8	3	22	14	15	6	17	4	31	17	4	36	▲	144
<b>General Civil - Level 1</b>	2024	-	-	-	-	-	-	-	-	-	-	-	-	0	-100%	0
	2023	-	-	-	1	-	-	-	-	-	-	-	-	1	▼	1
<b>General Civil - Level 2</b>	2024	2	3	3	2	-	-	-	-	-	-	-	-	10	-50%	10
	2023	10	2	5	3	1	1	7	1	1	1	-	3	20	▼	35
<b>General Civil - Level 3</b>	2024	1	4	1	1	-	-	-	-	-	-	-	-	7	-30%	7
	2023	5	2	2	1	2	-	2	4	3	-	1	1	10	▼	23
<b>Miscellaneous Civil</b>	2024	18	26	32	23	-	-	-	-	-	-	-	-	99	-15%	99
	2023	29	28	44	16	29	17	19	28	13	32	27	30	117	▼	312
<b>Misdemeanor</b>	2024	1	2	3	-	-	-	-	-	-	-	-	-	6	-78%	6
	2023	2	12	2	11	2	2	1	3	1	6	5	-	27	▼	47
<b>Other</b>	2024	-	-	-	1	-	-	-	-	-	-	-	-	1	1	1
	2023	-	-	-	-	1	1	-	4	1	-	1	-	0	↔	8
<b>Other Criminally Related Matters</b>	2024	-	-	-	1	-	-	-	-	-	-	-	-	1	0%	1
	2023	1	-	-	-	-	-	3	1	1	-	4	-	1	↔	10
<b>Probates/Wills &amp; Trusts - Level 2</b>	2024	-	-	-	-	-	-	-	-	-	-	-	-	0	-100%	0
	2023	-	1	-	-	-	-	-	-	2	1	-	-	1	▼	4
<b>Protective Orders</b>	2024	-	-	1	-	-	-	-	-	-	-	-	-	1	1	1
	2023	-	-	-	-	-	-	-	-	-	-	-	-	0	↔	0
<b>Uncontested Divorce</b>	2024	-	1	3	3	-	-	-	-	-	-	-	-	7	75%	7
	2023	1	2	-	1	4	3	1	1	-	1	1	-	4	▲	15

# CPSS-CCMS-10.01 CASELOAD STATISTICS OF THE CIRCUIT COURTS

Mecklenburg

January 2023 -- April 2024 Filings

Alexandria and Fairfax Circuit are not Included in State Totals

Dashboard	Monthly Filings Summary	Jan --- Apr Filings				
<p><b>Court:</b> Mecklenburg Circuit  <b>Start/End Date:</b> Jan-23 / Apr-24  <b>2023 Average Month:</b> 271  <b>Jan-Apr 2023:</b> 1,145  <b>Filings Trending:</b> ↔</p>	<p><b>Circuit/Court ID:</b> 10 210117  <b>Type of Case:</b> Filings  <b>2024 Average Month:</b> 289  <b>Jan-Apr 2024 :</b> 1,156  <b>Overall AVG. Month:</b> 275</p>	<div style="text-align: center;"> <p>Jan 23 - Apr 24</p> </div> <div style="text-align: center; margin-top: 10px;"> <table border="1" style="margin: auto;"> <tr> <td style="width: 50px; height: 50px; background-color: #f0e68c; text-align: center; font-weight: bold;">1,156</td> <td style="width: 50px; height: 50px; background-color: #f0e68c; text-align: center; font-weight: bold;">1,145</td> </tr> <tr> <td style="text-align: center; font-size: small;">2024</td> <td style="text-align: center; font-size: small;">2023</td> </tr> </table> </div>	1,156	1,145	2024	2023
1,156	1,145					
2024	2023					

Filings by Division																
Divisions	Jan	Feb	Mar	Apr	May	Jun	Jul	Aug	Sep	Oct	Nov	Dec	Thru Apr	% Change	Total	
<b>Total</b>	2024	343	283	263	267	-	-	-	-	-	-	-	-	1,156	1%	1,156
	2023	251	283	337	274	357	245	190	323	320	257	234	176	1,145	▲	3,247
<b>Civil</b>	2024	40	45	36	36	-	-	-	-	-	-	-	-	157	-27%	157
	2023	33	52	79	50	51	47	29	36	98	41	44	34	214	▼	594
<b>Criminal</b>	2024	186	128	132	163	-	-	-	-	-	-	-	-	609	48%	609
	2023	81	116	116	98	194	112	94	202	122	116	111	87	411	▲	1,449
<b>Concealed Handgun Permits</b>	2024	76	62	62	52	-	-	-	-	-	-	-	-	252	-25%	252
	2023	94	72	83	85	74	55	42	53	56	54	53	30	334	▼	751
<b>Miscellaneous/Other</b>	2024	40	47	30	16	-	-	-	-	-	-	-	-	133	-28%	133
	2023	42	42	59	41	38	30	24	32	44	46	25	25	184	▼	448
<b>Others</b>	2024	1	1	3	-	-	-	-	-	-	-	-	-	5	150%	5
	2023	1	1	-	-	-	1	1	-	-	-	1	-	2	▲	5

Filings by Case Category																
Case Categories	Jan	Feb	Mar	Apr	May	Jun	Jul	Aug	Sep	Oct	Nov	Dec	Thru Apr	% Change	Total	
<b>Administrative Law</b>	2024	-	-	-	-	-	-	-	-	-	-	-	-	0	0	0
	2023	-	-	-	-	-	1	-	-	-	-	-	-	0	↔	1
<b>Capital Murder</b>	2024	-	-	-	-	-	-	-	-	-	-	-	-	0	0	0
	2023	-	-	-	-	-	-	2	-	-	-	-	-	0	↔	2
<b>Contested Divorce</b>	2024	10	14	9	6	-	-	-	-	-	-	-	-	39	-26%	39
	2023	4	11	28	10	13	3	9	5	13	5	6	6	53	▼	113
<b>Domestic and Family - Level 1</b>	2024	4	1	2	2	-	-	-	-	-	-	-	-	9	-67%	9
	2023	3	9	10	5	5	12	4	5	8	2	6	1	27	▼	70
<b>Domestic and Family - Level 2</b>	2024	1	1	-	1	-	-	-	-	-	-	-	-	3	3	3
	2023	-	-	-	-	2	3	-	1	3	1	-	2	0	↔	12
<b>Felonies and Related Matters</b>	2024	157	81	68	121	-	-	-	-	-	-	-	-	427	45%	427
	2023	60	94	84	57	165	69	70	132	81	89	69	29	295	▲	999
<b>General Civil - Level 1</b>	2024	-	-	-	-	-	-	-	-	-	-	-	-	0	-100%	0
	2023	-	-	1	-	-	-	1	-	-	-	1	-	1	▼	3
<b>General Civil - Level 2</b>	2024	6	2	3	6	-	-	-	-	-	-	-	-	17	55%	17
	2023	2	3	4	2	3	2	5	3	10	9	4	6	11	▲	53
<b>General Civil - Level 3</b>	2024	-	5	3	2	-	-	-	-	-	-	-	-	10	-9%	10
	2023	2	2	5	2	3	3	2	3	46	2	6	5	11	▼	81
<b>Miscellaneous Civil</b>	2024	85	81	73	65	-	-	-	-	-	-	-	-	304	-23%	304
	2023	103	85	100	107	84	67	47	65	78	74	62	43	395	▼	915
<b>Misdemeanor</b>	2024	23	32	60	36	-	-	-	-	-	-	-	-	151	80%	151
	2023	20	22	24	18	24	35	20	60	37	26	37	51	84	▲	374
<b>Other</b>	2024	31	25	21	1	-	-	-	-	-	-	-	-	78	-36%	78
	2023	35	29	40	18	27	17	16	19	23	24	16	10	122	▼	274
<b>Other Criminally Related Matters</b>	2024	6	15	4	6	-	-	-	-	-	-	-	-	31	-9%	31
	2023	1	2	8	23	6	8	4	8	4	1	5	7	34	▼	77
<b>Probates/Wills &amp; Trusts - Level 1</b>	2024	-	-	1	1	-	-	-	-	-	-	-	-	2	-50%	2
	2023	-	3	-	1	2	1	1	-	-	-	-	-	4	▼	8
<b>Probates/Wills &amp; Trusts - Level 2</b>	2024	2	1	-	2	-	-	-	-	-	-	-	-	5	-29%	5
	2023	2	2	2	1	-	-	-	-	1	3	-	-	7	▼	11
<b>Protective Orders</b>	2024	-	-	-	-	-	-	-	-	-	-	-	-	0	-100%	0
	2023	-	-	1	-	-	-	-	-	-	-	-	-	1	▼	1
<b>Uncontested Divorce</b>	2024	18	25	19	18	-	-	-	-	-	-	-	-	80	-20%	80
	2023	19	21	30	30	23	24	11	20	16	21	22	16	100	▼	253

This report reflects data in the case management system. Numbers will update accordingly as reports are refreshed and posted.

Dashboard	Monthly Filings Summary	Jan --- Apr Filings
<p><b>Court:</b> Prince Edward Circuit  <b>Start/End Date:</b> Jan-23 / Apr-24  <b>2023 Average Month:</b> 114  <b>Jan-Apr 2023:</b> 425  <b>Filings Trending:</b> ▲</p>	<p><b>Circuit/Court ID:</b> 10 210147  <b>Type of Case:</b> Filings  <b>2024 Average Month:</b> 135  <b>Jan-Apr 2024 :</b> 539  <b>Overall AVG. Month:</b> 119</p>	<p style="text-align: center; font-size: 24px; font-weight: bold;">539</p> <p style="text-align: center; font-size: 24px; font-weight: bold;">425</p> <p style="text-align: center;">2024      2023</p>

Filings by Division																
Divisions		Jan	Feb	Mar	Apr	May	Jun	Jul	Aug	Sep	Oct	Nov	Dec	Thru Apr	% Change	Total
<b>Total</b>	2024	123	93	112	211	-	-	-	-	-	-	-	-	539	27%	539
	2023	120	90	119	96	126	130	123	103	136	123	106	97	425	▲	1,369
<b>Civil</b>	2024	9	6	12	20	-	-	-	-	-	-	-	-	47	52%	47
	2023	7	6	10	8	20	10	17	8	13	9	10	11	31	▲	129
<b>Criminal</b>	2024	63	28	55	146	-	-	-	-	-	-	-	-	292	99%	292
	2023	37	30	47	33	51	74	65	39	83	68	51	46	147	▲	624
<b>Concealed Handgun Permits</b>	2024	26	33	20	15	-	-	-	-	-	-	-	-	94	-35%	94
	2023	42	38	34	31	23	18	17	34	25	29	26	28	145	▼	345
<b>Miscellaneous/Other</b>	2024	25	25	25	30	-	-	-	-	-	-	-	-	105	5%	105
	2023	34	15	28	23	32	28	24	22	15	17	19	12	100	▲	269
<b>Others</b>	2024	-	1	-	-	-	-	-	-	-	-	-	-	1	-50%	1
	2023	-	1	-	1	-	-	-	-	-	-	-	-	2	▼	2

Filings by Case Category																
Case Categories		Jan	Feb	Mar	Apr	May	Jun	Jul	Aug	Sep	Oct	Nov	Dec	Thru Apr	% Change	Total
<b>Administrative Law</b>	2024	-	-	-	-	-	-	-	-	-	-	-	-	0	0	0
	2023	-	-	-	-	-	-	-	1	-	-	-	-	0	↔	1
<b>Capital Murder</b>	2024	-	-	-	-	-	-	-	-	-	-	-	-	0	-100%	0
	2023	-	-	1	-	-	-	-	1	-	-	-	-	1	▼	2
<b>Contested Divorce</b>	2024	2	1	-	1	-	-	-	-	-	-	-	-	4	-20%	4
	2023	2	-	1	2	3	-	4	1	1	1	-	1	5	▼	16
<b>Domestic and Family - Level 1</b>	2024	-	1	1	4	-	-	-	-	-	-	-	-	6	500%	6
	2023	-	-	1	-	2	1	2	2	4	2	2	-	1	▲	16
<b>Domestic and Family - Level 2</b>	2024	-	-	1	-	-	-	-	-	-	-	-	-	1	0%	1
	2023	-	-	1	-	-	-	-	2	-	-	-	-	1	↔	4
<b>Felonies and Related Matters</b>	2024	61	8	44	129	-	-	-	-	-	-	-	-	242	149%	242
	2023	27	19	33	18	41	51	44	22	66	48	42	37	97	▲	448
<b>General Civil - Level 1</b>	2024	-	-	-	-	-	-	-	-	-	-	-	-	0	-100%	0
	2023	-	1	-	-	-	-	-	-	-	-	-	-	1	▼	1
<b>General Civil - Level 2</b>	2024	2	4	5	4	-	-	-	-	-	-	-	-	15	200%	15
	2023	-	1	3	1	4	2	4	1	1	4	2	4	5	▲	27
<b>General Civil - Level 3</b>	2024	-	1	2	2	-	-	-	-	-	-	-	-	5	150%	5
	2023	-	1	1	-	2	-	1	1	1	-	1	3	2	▲	11
<b>Miscellaneous Civil</b>	2024	37	44	38	29	-	-	-	-	-	-	-	-	148	-18%	148
	2023	46	43	47	44	38	31	27	42	32	39	33	30	180	▼	452
<b>Misdemeanor</b>	2024	3	18	8	17	-	-	-	-	-	-	-	-	46	-2%	46
	2023	10	11	13	13	8	18	18	10	16	12	9	9	47	▼	147
<b>Other</b>	2024	14	12	7	17	-	-	-	-	-	-	-	-	50	-25%	50
	2023	31	10	15	11	18	16	15	12	9	7	12	10	67	▼	166
<b>Other Criminally Related Matters</b>	2024	-	2	3	1	-	-	-	-	-	-	-	-	6	200%	6
	2023	-	-	-	2	3	5	3	6	1	8	-	-	2	▲	28
<b>Probates/Wills &amp; Trusts - Level 1</b>	2024	1	-	-	-	-	-	-	-	-	-	-	-	1	0%	1
	2023	-	1	-	-	-	-	1	-	-	-	-	-	1	↔	2
<b>Probates/Wills &amp; Trusts - Level 2</b>	2024	1	-	1	1	-	-	-	-	-	-	-	-	3	-40%	3
	2023	1	1	2	1	-	1	-	-	1	-	1	-	5	▼	8
<b>Protective Orders</b>	2024	-	-	-	-	-	-	-	-	-	-	-	-	0	0	0
	2023	-	-	-	-	-	-	-	-	2	-	2	-	0	↔	4
<b>Uncontested Divorce</b>	2024	2	2	2	6	-	-	-	-	-	-	-	-	12	20%	12
	2023	3	2	1	4	7	5	4	2	2	2	2	2	10	▲	36

This report reflects data in the case management system. Numbers will update accordingly as reports are refreshed and posted.

Dashboard		Monthly Filings Summary		Jan --- Apr Filings	
<b>Court:</b> Amelia Circuit <b>Start/End Date:</b> Jan-23 / Apr-24 <b>2023 Average Month:</b> 73 <b>Jan-Apr 2023:</b> 306 <b>Filings Trending:</b> ↔	<b>Circuit/Court ID:</b> 11 211007 <b>Type of Case:</b> Filings <b>2024 Average Month:</b> 77 <b>Jan-Apr 2024 :</b> 307 <b>Overall AVG. Month:</b> 74	<p style="font-weight: bold; font-size: 1.2em;">Jan 23 - Apr 24</p>	<table style="margin: auto;"> <tr> <td style="text-align: center; width: 50%;"> <div style="background-color: #f0e68c; padding: 5px; border: 1px solid black; font-weight: bold; font-size: 1.5em;">307</div>                 2024             </td> <td style="text-align: center; width: 50%;"> <div style="background-color: #f0e68c; padding: 5px; border: 1px solid black; font-weight: bold; font-size: 1.5em;">306</div>                 2023             </td> </tr> </table>	<div style="background-color: #f0e68c; padding: 5px; border: 1px solid black; font-weight: bold; font-size: 1.5em;">307</div> 2024	<div style="background-color: #f0e68c; padding: 5px; border: 1px solid black; font-weight: bold; font-size: 1.5em;">306</div> 2023
<div style="background-color: #f0e68c; padding: 5px; border: 1px solid black; font-weight: bold; font-size: 1.5em;">307</div> 2024	<div style="background-color: #f0e68c; padding: 5px; border: 1px solid black; font-weight: bold; font-size: 1.5em;">306</div> 2023				

Filings by Division																
Divisions		Jan	Feb	Mar	Apr	May	Jun	Jul	Aug	Sep	Oct	Nov	Dec	Thru Apr	% Change	Total
<b>Total</b>	2024	85	94	59	69	-	-	-	-	-	-	-	-	307	0%	307
	2023	87	68	78	73	54	79	60	88	57	74	60	98	306	▲	876
<b>Civil</b>	2024	6	10	9	8	-	-	-	-	-	-	-	-	33	38%	33
	2023	5	5	6	8	8	6	6	7	7	6	6	5	24	▲	75
<b>Criminal</b>	2024	22	19	7	16	-	-	-	-	-	-	-	-	64	-20%	64
	2023	21	20	14	25	10	33	18	44	21	21	15	49	80	▼	291
<b>Concealed Handgun Permits</b>	2024	46	45	32	33	-	-	-	-	-	-	-	-	156	-1%	156
	2023	47	33	48	29	27	32	30	24	25	35	32	36	157	▼	398
<b>Miscellaneous/ Other</b>	2024	10	20	11	12	-	-	-	-	-	-	-	-	53	18%	53
	2023	14	10	10	11	9	8	6	13	4	12	7	8	45	▲	112
<b>Others</b>	2024	1	-	-	-	-	-	-	-	-	-	-	-	1	1	1
	2023	-	-	-	-	-	-	-	-	-	-	-	-	0	↔	0

Filings by Case Category																
Case Categories		Jan	Feb	Mar	Apr	May	Jun	Jul	Aug	Sep	Oct	Nov	Dec	Thru Apr	% Change	Total
<b>Contested Divorce</b>	2024	-	-	1	2	-	-	-	-	-	-	-	-	3	0%	3
	2023	-	-	2	1	-	2	2	2	-	1	2	-	3	↔	12
<b>Domestic and Family - Level 1</b>	2024	-	1	2	2	-	-	-	-	-	-	-	-	5	25%	5
	2023	-	1	-	3	-	1	-	-	1	-	2	-	4	▲	8
<b>Domestic and Family - Level 2</b>	2024	-	-	-	-	-	-	-	-	-	-	-	-	0	-100%	0
	2023	-	-	1	-	-	-	-	-	-	-	-	-	1	▼	1
<b>Felonies and Related Matters</b>	2024	18	13	3	12	-	-	-	-	-	-	-	-	46	-15%	46
	2023	10	14	10	20	5	29	13	16	11	17	7	35	54	▼	187
<b>General Civil - Level 1</b>	2024	1	-	1	-	-	-	-	-	-	-	-	-	2	2	2
	2023	-	-	-	-	-	-	-	-	-	-	-	-	0	↔	0
<b>General Civil - Level 2</b>	2024	2	-	1	2	-	-	-	-	-	-	-	-	5	-38%	5
	2023	1	1	2	4	1	2	3	1	3	3	1	2	8	▼	24
<b>General Civil - Level 3</b>	2024	2	2	1	-	-	-	-	-	-	-	-	-	5	25%	5
	2023	3	-	1	1	-	-	1	1	1	1	-	2	4	▲	10
<b>Miscellaneous Civil</b>	2024	50	56	38	39	-	-	-	-	-	-	-	-	183	3%	183
	2023	56	38	52	32	35	36	36	31	28	42	34	41	178	▲	461
<b>Misdemeanor</b>	2024	4	6	2	4	-	-	-	-	-	-	-	-	16	-27%	16
	2023	10	4	4	4	10	4	3	26	10	4	7	13	22	▼	99
<b>Other</b>	2024	7	9	3	5	-	-	-	-	-	-	-	-	24	9%	24
	2023	5	5	6	6	-	3	-	6	1	3	3	2	22	▲	40
<b>Other Criminally Related Matters</b>	2024	-	1	2	-	-	-	-	-	-	-	-	-	3	-25%	3
	2023	1	2	-	1	-	-	2	2	-	-	-	1	4	▼	10
<b>Probates/Wills &amp; Trusts - Level 1</b>	2024	-	-	-	-	-	-	-	-	-	-	-	-	0	0	0
	2023	-	-	-	-	-	-	-	1	-	-	-	-	0	↔	1
<b>Probates/Wills &amp; Trusts - Level 2</b>	2024	-	-	1	1	-	-	-	-	-	-	-	-	2	100%	2
	2023	-	1	-	-	-	-	-	-	-	1	1	1	1	▲	4
<b>Uncontested Divorce</b>	2024	1	6	4	2	-	-	-	-	-	-	-	-	13	160%	13
	2023	1	2	1	1	3	2	2	2	2	2	2	1	5	▲	19

Dashboard		Circuit/Court ID: 11 211053	
<b>Court:</b> Dinwiddie Circuit	<b>Start/End Date:</b> Jan-23 / Apr-24	<b>Type of Case:</b> Filings	<b>2024 Average Month:</b> 173
<b>2023 Average Month:</b> 142	<b>Jan-Apr 2023:</b> 663	<b>Jan-Apr 2024 :</b> 690	<b>Overall AVG. Month:</b> 150
<b>Filings Trending:</b> ▲			

**Monthly Filings Summary**

Jan 23 - Apr 24

**Jan --- Apr Filings**

2024	690
2023	663

Filings by Division																
Divisions		Jan	Feb	Mar	Apr	May	Jun	Jul	Aug	Sep	Oct	Nov	Dec	Thru Apr	% Change	Total
<b>Total</b>	2024	182	166	173	169	-	-	-	-	-	-	-	-	690	4%	690
	2023	168	158	195	142	155	110	101	122	162	132	131	128	663	▲	1,704
<b>Civil</b>	2024	18	24	17	21	-	-	-	-	-	-	-	-	80	4%	80
	2023	22	17	19	19	23	17	16	14	17	23	22	20	77	▲	229
<b>Criminal</b>	2024	85	65	59	65	-	-	-	-	-	-	-	-	274	38%	274
	2023	35	45	61	57	60	36	14	47	77	42	36	54	198	▲	564
<b>Concealed Handgun Permits</b>	2024	63	67	71	56	-	-	-	-	-	-	-	-	257	-20%	257
	2023	94	82	92	54	60	40	52	46	54	49	62	44	322	▼	729
<b>Miscellaneous/Other</b>	2024	16	10	23	27	-	-	-	-	-	-	-	-	76	15%	76
	2023	17	14	23	12	12	17	19	15	14	17	11	10	66	▲	181
<b>Others</b>	2024	-	-	3	-	-	-	-	-	-	-	-	-	3	3	3
	2023	-	-	-	-	-	-	-	-	-	1	-	-	0	↔	1

Filings by Case Category																
Case Categories		Jan	Feb	Mar	Apr	May	Jun	Jul	Aug	Sep	Oct	Nov	Dec	Thru Apr	% Change	Total
<b>Administrative Law</b>	2024	-	-	1	-	-	-	-	-	-	-	-	-	1	1	1
	2023	-	-	-	-	-	-	-	-	-	-	-	-	0	↔	0
<b>Capital Murder</b>	2024	-	1	-	-	-	-	-	-	-	-	-	-	1	1	1
	2023	-	-	-	-	-	-	-	-	-	-	-	-	0	↔	0
<b>Contested Divorce</b>	2024	2	2	-	4	-	-	-	-	-	-	-	-	8	100%	8
	2023	2	-	1	1	2	-	3	-	1	3	2	3	4	▲	18
<b>Domestic and Family - Level 1</b>	2024	3	5	3	1	-	-	-	-	-	-	-	-	12	71%	12
	2023	4	1	1	1	3	2	1	-	-	3	2	5	7	▲	23
<b>Domestic and Family - Level 2</b>	2024	-	2	2	2	-	-	-	-	-	-	-	-	6	-25%	6
	2023	1	2	3	2	6	2	2	1	-	4	5	1	8	▼	29
<b>Felonies and Related Matters</b>	2024	45	45	28	49	-	-	-	-	-	-	-	-	167	49%	167
	2023	15	24	40	33	33	13	9	21	40	23	11	30	112	▲	292
<b>General Civil - Level 1</b>	2024	-	1	-	-	-	-	-	-	-	-	-	-	1	0%	1
	2023	-	-	-	1	-	-	1	-	-	-	-	-	1	↔	2
<b>General Civil - Level 2</b>	2024	5	1	3	5	-	-	-	-	-	-	-	-	14	-13%	14
	2023	2	3	7	4	4	3	5	2	4	7	3	3	16	▼	47
<b>General Civil - Level 3</b>	2024	6	4	1	3	-	-	-	-	-	-	-	-	14	17%	14
	2023	3	2	2	5	2	3	1	1	3	2	3	6	12	▲	33
<b>Miscellaneous Civil</b>	2024	78	76	94	83	-	-	-	-	-	-	-	-	331	-15%	331
	2023	112	97	116	64	73	57	68	63	68	65	74	54	389	▼	911
<b>Misdemeanor</b>	2024	28	17	24	14	-	-	-	-	-	-	-	-	83	26%	83
	2023	14	15	16	21	21	17	2	23	30	16	20	18	66	▲	213
<b>Other</b>	2024	-	1	5	-	-	-	-	-	-	-	-	-	6	50%	6
	2023	-	1	-	3	-	1	-	1	-	1	1	-	4	▲	8
<b>Other Criminally Related Matters</b>	2024	12	2	7	3	-	-	-	-	-	-	-	-	24	14%	24
	2023	7	6	5	3	6	6	3	6	7	3	5	6	21	▲	63
<b>Probates/Wills &amp; Trusts - Level 1</b>	2024	-	-	-	-	-	-	-	-	-	-	-	-	0	-100%	0
	2023	-	1	-	-	1	-	-	-	-	-	-	-	1	▼	2
<b>Probates/Wills &amp; Trusts - Level 2</b>	2024	1	1	2	1	-	-	-	-	-	-	-	-	5	0%	5
	2023	2	1	2	2	-	2	1	-	1	-	-	-	5	↔	9
<b>Uncontested Divorce</b>	2024	2	8	3	4	-	-	-	-	-	-	-	-	17	0%	17
	2023	6	5	4	2	4	4	5	4	8	5	5	2	17	↔	54

Dashboard	Monthly Filings Summary	Jan --- Apr Filings				
<p><b>Court:</b> Nottoway Circuit  <b>Start/End Date:</b> Jan-23 / Apr-24  <b>2023 Average Month:</b> 95  <b>Jan-Apr 2023:</b> 402  <b>Filings Trending:</b> ▲</p> <p><b>Circuit/Court ID:</b> 11 211135  <b>Type of Case:</b> Filings  <b>2024 Average Month:</b> 119  <b>Jan-Apr 2024 :</b> 475  <b>Overall AVG. Month:</b> 101</p>	<p>Jan 23 - Apr 24</p>	<table border="1" style="margin: auto;"> <tr> <td style="text-align: center;"><b>475</b></td> <td style="text-align: center;"><b>402</b></td> </tr> <tr> <td style="text-align: center;">2024</td> <td style="text-align: center;">2023</td> </tr> </table>	<b>475</b>	<b>402</b>	2024	2023
<b>475</b>	<b>402</b>					
2024	2023					

Filings by Division																
Divisions		Jan	Feb	Mar	Apr	May	Jun	Jul	Aug	Sep	Oct	Nov	Dec	Thru Apr	% Change	Total
<b>Total</b>	2024	94	124	82	175	-	-	-	-	-	-	-	-	475	18%	475
	2023	106	101	122	73	103	80	73	97	72	128	90	92	402	▲	1,137
<b>Civil</b>	2024	10	47	8	113	-	-	-	-	-	-	-	-	178	324%	178
	2023	4	16	8	14	14	10	15	12	11	18	10	12	42	▲	144
<b>Criminal</b>	2024	45	30	31	28	-	-	-	-	-	-	-	-	134	-14%	134
	2023	46	39	44	27	56	27	20	40	23	69	38	34	156	▼	463
<b>Concealed Handgun Permits</b>	2024	23	31	28	25	-	-	-	-	-	-	-	-	107	-24%	107
	2023	45	25	51	20	24	31	19	29	20	23	25	32	141	▼	344
<b>Miscellaneous/Other</b>	2024	16	16	15	8	-	-	-	-	-	-	-	-	55	-11%	55
	2023	11	21	19	11	9	12	19	16	18	17	17	14	62	▼	184
<b>Others</b>	2024	-	-	-	1	-	-	-	-	-	-	-	-	1	0%	1
	2023	-	-	-	1	-	-	-	-	-	1	-	-	1	↔	2

Filings by Case Category																
Case Categories		Jan	Feb	Mar	Apr	May	Jun	Jul	Aug	Sep	Oct	Nov	Dec	Thru Apr	% Change	Total
<b>Administrative Law</b>	2024	-	-	-	2	-	-	-	-	-	-	-	-	2	0%	2
	2023	-	-	1	1	-	-	-	-	-	-	-	1	2	↔	3
<b>Contested Divorce</b>	2024	1	1	-	-	-	-	-	-	-	-	-	-	2	-50%	2
	2023	1	-	2	1	1	-	2	2	2	1	1	1	4	▼	14
<b>Domestic and Family - Level 1</b>	2024	-	-	-	-	-	-	-	-	-	-	-	-	0	-100%	0
	2023	-	6	-	-	4	-	1	-	-	6	-	-	6	▼	17
<b>Domestic and Family - Level 2</b>	2024	2	37	3	104	-	-	-	-	-	-	-	-	146	2,820%	146
	2023	-	-	2	3	2	-	4	1	-	1	4	3	5	▲	20
<b>Felonies and Related Matters</b>	2024	31	17	22	15	-	-	-	-	-	-	-	-	85	-32%	85
	2023	37	29	39	20	41	16	10	21	13	43	27	21	125	▼	317
<b>General Civil - Level 1</b>	2024	1	-	-	-	-	-	-	-	-	-	-	-	1	1	1
	2023	-	-	-	-	-	1	-	-	-	-	-	-	0	↔	1
<b>General Civil - Level 2</b>	2024	2	1	-	1	-	-	-	-	-	-	-	-	4	-43%	4
	2023	1	2	-	4	-	1	3	7	6	3	2	6	7	▼	35
<b>General Civil - Level 3</b>	2024	7	4	2	3	-	-	-	-	-	-	-	-	16	100%	16
	2023	-	2	2	4	4	6	3	-	3	5	-	3	8	▲	32
<b>Miscellaneous Civil</b>	2024	31	42	42	32	-	-	-	-	-	-	-	-	147	-18%	147
	2023	51	41	61	27	31	35	32	39	29	30	34	38	180	▼	448
<b>Misdemeanor</b>	2024	12	11	9	7	-	-	-	-	-	-	-	-	39	56%	39
	2023	7	10	4	4	8	6	10	10	7	22	10	13	25	▲	111
<b>Other</b>	2024	4	5	1	2	-	-	-	-	-	-	-	-	12	-48%	12
	2023	5	5	9	4	2	6	5	4	9	10	8	5	23	▼	72
<b>Other Criminally Related Matters</b>	2024	2	2	-	6	-	-	-	-	-	-	-	-	10	67%	10
	2023	2	-	1	3	8	5	-	9	3	4	1	-	6	▲	36
<b>Probates/Wills &amp; Trusts - Level 1</b>	2024	-	-	-	1	-	-	-	-	-	-	-	-	1	0%	1
	2023	1	-	-	-	-	-	-	-	-	-	-	1	1	↔	2
<b>Probates/Wills &amp; Trusts - Level 2</b>	2024	-	1	1	-	-	-	-	-	-	-	-	-	2	100%	2
	2023	-	-	1	-	1	-	2	2	-	2	-	-	1	▲	8
<b>Uncontested Divorce</b>	2024	1	3	2	2	-	-	-	-	-	-	-	-	8	-11%	8
	2023	1	6	-	2	1	4	1	2	-	1	2	1	9	▼	21

This report reflects data in the case management system. Numbers will update accordingly as reports are refreshed and posted.

Dashboard		Monthly Filings Summary		Jan --- Apr Filings					
<p><b>Court:</b> Powhatan Circuit  <b>Start/End Date:</b> Jan-23 / Apr-24  <b>2023 Average Month:</b> 149  <b>Jan-Apr 2023:</b> 668  <b>Filings Trending:</b> ▼</p>	<p><b>Circuit/Court ID:</b> 11 211145  <b>Type of Case:</b> Filings  <b>2024 Average Month:</b> 156  <b>Jan-Apr 2024 :</b> 625  <b>Overall AVG. Month:</b> 150</p>	<p style="text-align: center; font-weight: bold; font-size: 1.2em;">Jan 23 - Apr 24</p>		<table style="margin: auto;"> <tr> <td style="text-align: center; width: 50px;"><b>625</b></td> <td style="text-align: center; width: 50px;"><b>668</b></td> </tr> <tr> <td style="text-align: center; width: 50px;">2024</td> <td style="text-align: center; width: 50px;">2023</td> </tr> </table>		<b>625</b>	<b>668</b>	2024	2023
<b>625</b>	<b>668</b>								
2024	2023								

Filings by Division																
Divisions		Jan	Feb	Mar	Apr	May	Jun	Jul	Aug	Sep	Oct	Nov	Dec	Thru Apr	% Change	Total
<b>Total</b>	2024	180	124	172	149	-	-	-	-	-	-	-	-	625	-6%	625
	2023	155	195	199	119	148	131	120	146	134	192	115	128	668	▼	1,782
<b>Civil</b>	2024	16	6	20	13	-	-	-	-	-	-	-	-	55	-4%	55
	2023	15	21	17	4	20	16	18	18	20	19	17	10	57	▼	195
<b>Criminal</b>	2024	15	24	29	11	-	-	-	-	-	-	-	-	79	-34%	79
	2023	10	50	41	18	19	18	14	19	18	39	8	39	119	▼	293
<b>Concealed Handgun Permits</b>	2024	112	70	100	103	-	-	-	-	-	-	-	-	385	-4%	385
	2023	109	105	105	80	80	79	61	77	69	89	69	61	399	▼	984
<b>Miscellaneous/ Other</b>	2024	37	24	23	22	-	-	-	-	-	-	-	-	106	14%	106
	2023	21	19	36	17	29	18	27	32	27	44	21	18	93	▲	309
<b>Others</b>	2024	-	-	-	-	-	-	-	-	-	-	-	-	0	0	0
	2023	-	-	-	-	-	-	-	-	-	-	1	-	0	↔	1

Filings by Case Category																
Case Categories		Jan	Feb	Mar	Apr	May	Jun	Jul	Aug	Sep	Oct	Nov	Dec	Thru Apr	% Change	Total
<b>Administrative Law</b>	2024	1	-	-	-	-	-	-	-	-	-	-	-	1	1	1
	2023	-	-	-	-	-	1	-	-	-	-	1	-	-	0	↔
<b>Contested Divorce</b>	2024	-	3	1	3	-	-	-	-	-	-	-	-	7	-13%	7
	2023	1	2	4	1	-	2	1	2	2	3	4	1	8	▼	23
<b>Domestic and Family - Level 1</b>	2024	4	-	-	1	-	-	-	-	-	-	-	-	5	-17%	5
	2023	2	3	-	1	6	2	1	-	4	1	1	4	6	▼	25
<b>Domestic and Family - Level 2</b>	2024	1	-	1	-	-	-	-	-	-	-	-	-	2	2	2
	2023	-	-	-	-	-	-	-	1	-	-	2	-	0	↔	3
<b>Felonies and Related Matters</b>	2024	11	21	16	8	-	-	-	-	-	-	-	-	56	-41%	56
	2023	8	41	33	13	8	12	12	8	15	32	7	29	95	▼	218
<b>General Civil - Level 1</b>	2024	-	-	-	-	-	-	-	-	-	-	-	-	0	-100%	0
	2023	-	1	-	-	1	-	-	-	-	-	1	-	1	▼	3
<b>General Civil - Level 2</b>	2024	6	2	8	3	-	-	-	-	-	-	-	-	19	27%	19
	2023	4	6	3	2	9	6	2	6	6	6	4	1	15	▲	55
<b>General Civil - Level 3</b>	2024	1	1	2	-	-	-	-	-	-	-	-	-	4	-43%	4
	2023	-	1	6	-	-	2	1	1	7	4	1	-	7	▼	23
<b>Miscellaneous Civil</b>	2024	128	88	117	116	-	-	-	-	-	-	-	-	449	0%	449
	2023	122	116	123	90	95	91	81	100	85	113	88	74	451	▼	1,178
<b>Misdemeanor</b>	2024	1	3	12	3	-	-	-	-	-	-	-	-	19	-5%	19
	2023	2	9	4	5	11	6	2	10	4	6	2	12	20	▼	73
<b>Other</b>	2024	18	3	5	9	-	-	-	-	-	-	-	-	35	13%	35
	2023	5	5	16	5	14	2	7	8	7	18	2	5	31	▲	94
<b>Other Criminally Related Matters</b>	2024	3	-	1	2	-	-	-	-	-	-	-	-	6	50%	6
	2023	-	-	4	-	-	-	-	1	1	-	1	-	4	▲	7
<b>Probates/Wills &amp; Trusts - Level 2</b>	2024	1	-	1	-	-	-	-	-	-	-	-	-	2	-50%	2
	2023	1	3	-	-	1	1	-	1	-	2	1	-	4	▼	10
<b>Protective Orders</b>	2024	-	-	1	-	-	-	-	-	-	-	-	-	1	1	1
	2023	-	-	-	-	-	-	-	-	-	-	-	-	0	↔	0
<b>Uncontested Divorce</b>	2024	5	3	7	4	-	-	-	-	-	-	-	-	19	-27%	19
	2023	10	8	6	2	3	6	12	8	4	4	3	2	26	▼	68

This report reflects data in the case management system. Numbers will update accordingly as reports are refreshed and posted.

# CPSS-CCMS-10.01 CASELOAD STATISTICS OF THE CIRCUIT COURTS

Petersburg

January 2023 -- April 2024 Filings

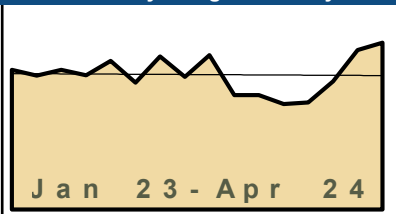
Alexandria and Fairfax Circuit are not Included in State Totals

## Dashboard

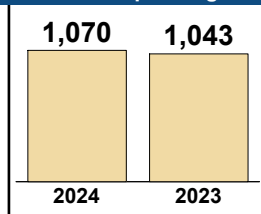
**Court:** Petersburg Circuit  
**Start/End Date:** Jan-23 / Apr-24  
**2023 Average Month:** 254  
**Jan-Apr 2023:** 1,043  
**Filings Trending:** ▲

**Circuit/Court ID:** 11 211730  
**Type of Case:** Filings  
**2024 Average Month:** 268  
**Jan-Apr 2024 :** 1,070  
**Overall AVG. Month:** 257

## Monthly Filings Summary



## Jan --- Apr Filings



## Filings by Division

Divisions	Jan	Feb	Mar	Apr	May	Jun	Jul	Aug	Sep	Oct	Nov	Dec	Thru Apr	% Change	Total
<b>Total</b>	204	244	304	318	-	-	-	-	-	-	-	-	1,070	3%	1,070
2023	266	255	266	256	283	242	292	253	294	218	218	201	1,043	▲	3,044
<b>Civil</b>	44	37	50	50	-	-	-	-	-	-	-	-	181	39%	181
2023	20	31	41	38	37	45	53	26	35	28	38	31	130	▲	423
<b>Criminal</b>	105	140	188	189	-	-	-	-	-	-	-	-	622	10%	622
2023	157	133	130	148	160	112	130	115	180	98	88	88	568	▲	1,539
<b>Concealed Handgun Permits</b>	23	29	29	38	-	-	-	-	-	-	-	-	119	-2%	119
2023	31	32	37	22	21	24	27	33	21	26	36	23	122	▼	333
<b>Miscellaneous/Other</b>	31	38	35	40	-	-	-	-	-	-	-	-	144	-34%	144
2023	56	57	58	48	63	60	81	78	57	65	56	59	219	▼	738
<b>Others</b>	1	-	2	1	-	-	-	-	-	-	-	-	4	0%	4
2023	2	2	-	-	2	1	1	1	1	1	-	-	4	↔	11

## Filings by Case Category

Case Categories	Jan	Feb	Mar	Apr	May	Jun	Jul	Aug	Sep	Oct	Nov	Dec	Thru Apr	% Change	Total
<b>Administrative Law</b>	-	-	-	-	-	-	-	-	-	-	-	-	0	-100%	0
2023	-	-	1	-	-	1	-	-	-	1	4	-	1	▼	7
<b>Contested Divorce</b>	1	4	2	2	-	-	-	-	-	-	-	-	9	80%	9
2023	-	1	2	2	1	3	4	1	1	4	2	2	5	▲	23
<b>Domestic and Family - Level 1</b>	-	2	2	5	-	-	-	-	-	-	-	-	9	350%	9
2023	1	-	1	-	-	14	2	5	3	1	-	-	2	▲	27
<b>Domestic and Family - Level 2</b>	1	4	-	3	-	-	-	-	-	-	-	-	8	100%	8
2023	1	2	1	-	-	-	2	1	1	1	-	1	4	▲	10
<b>Felonies and Related Matters</b>	69	54	135	100	-	-	-	-	-	-	-	-	358	-5%	358
2023	98	81	85	112	87	46	52	44	116	53	35	40	376	▼	849
<b>General Civil - Level 1</b>	1	2	-	1	-	-	-	-	-	-	-	-	4	33%	4
2023	-	1	1	1	1	1	2	-	1	1	-	-	3	▲	9
<b>General Civil - Level 2</b>	14	11	15	10	-	-	-	-	-	-	-	-	50	28%	50
2023	4	7	15	13	10	9	11	8	7	8	6	9	39	▲	107
<b>General Civil - Level 3</b>	20	10	17	16	-	-	-	-	-	-	-	-	63	19%	63
2023	9	20	13	11	19	12	27	4	11	11	19	16	53	▲	172
<b>Miscellaneous Civil</b>	39	56	52	61	-	-	-	-	-	-	-	-	208	-4%	208
2023	57	55	60	44	36	43	48	42	33	43	44	38	216	▼	543
<b>Misdemeanor</b>	36	68	50	53	-	-	-	-	-	-	-	-	207	47%	207
2023	54	37	24	26	60	43	40	49	43	35	29	42	141	▲	482
<b>Other</b>	15	10	16	19	-	-	-	-	-	-	-	-	60	-51%	60
2023	32	30	35	25	49	41	60	70	44	48	48	42	122	▼	524
<b>Other Criminally Related Matters</b>	1	18	4	36	-	-	-	-	-	-	-	-	59	7%	59
2023	7	15	21	12	13	23	38	22	23	11	24	6	55	▲	215
<b>Probates/Wills &amp; Trusts - Level 1</b>	2	-	-	-	-	-	-	-	-	-	-	-	2	2	2
2023	-	-	-	-	-	-	-	-	-	-	-	-	0	↔	0
<b>Probates/Wills &amp; Trusts - Level 2</b>	1	1	4	5	-	-	-	-	-	-	-	-	11	57%	11
2023	1	4	1	1	2	-	1	1	3	-	-	1	7	▲	15
<b>Protective Orders</b>	-	-	-	-	-	-	-	-	-	-	-	-	0	0	0
2023	-	-	-	-	-	-	-	-	-	-	1	-	0	↔	1
<b>Uncontested Divorce</b>	4	4	7	7	-	-	-	-	-	-	-	-	22	16%	22
2023	2	2	6	9	5	6	5	6	8	1	6	4	19	▲	60

This report reflects data in the case management system. Numbers will update accordingly as reports are refreshed and posted.



Dashboard		Monthly Filings Summary		Jan --- Apr Filings			
<b>Court:</b> Chesterfield Circuit <b>Start/End Date:</b> Jan-23 / Apr-24 <b>2023 Average Month:</b> 1,822 <b>Jan-Apr 2023:</b> 7,930 <b>Filings Trending:</b> ▼		<b>Circuit/Court ID:</b> 12 212041 <b>Type of Case:</b> Filings <b>2024 Average Month:</b> 1,843 <b>Jan-Apr 2024 :</b> 7,373 <b>Overall AVG. Month:</b> 1,827					

Filings by Division																
Divisions		Jan	Feb	Mar	Apr	May	Jun	Jul	Aug	Sep	Oct	Nov	Dec	Thru Apr	% Change	Total
<b>Total</b>	2024	1,807	1,878	1,928	1,760	-	-	-	-	-	-	-	-	7,373	-7%	7,373
	2023	1,996	1,922	2,215	1,797	1,922	1,745	1,648	1,808	1,788	1,746	1,724	1,547	7,930	▼	21,858
<b>Civil</b>	2024	226	249	269	262	-	-	-	-	-	-	-	-	1,006	1%	1,006
	2023	248	246	285	217	251	238	204	276	232	206	212	205	996	▲	2,820
<b>Criminal</b>	2024	298	376	443	337	-	-	-	-	-	-	-	-	1,454	-12%	1,454
	2023	424	356	501	378	417	443	412	418	481	338	466	312	1,659	▼	4,946
<b>Concealed Handgun Permits</b>	2024	534	504	490	426	-	-	-	-	-	-	-	-	1,954	-20%	1,954
	2023	661	595	683	511	491	414	386	437	415	463	404	405	2,450	▼	5,865
<b>Miscellaneous/Other</b>	2024	747	745	722	732	-	-	-	-	-	-	-	-	2,946	5%	2,946
	2023	660	724	745	688	760	649	644	675	655	739	638	623	2,817	▲	8,200
<b>Others</b>	2024	2	4	4	3	-	-	-	-	-	-	-	-	13	63%	13
	2023	3	1	1	3	3	1	2	2	5	-	4	2	8	▲	27

Filings by Case Category																
Case Categories		Jan	Feb	Mar	Apr	May	Jun	Jul	Aug	Sep	Oct	Nov	Dec	Thru Apr	% Change	Total
<b>Administrative Law</b>	2024	2	1	2	1	-	-	-	-	-	-	-	-	6	0%	6
	2023	1	1	1	3	2	1	-	4	3	3	1	1	6	↔	21
<b>Capital Murder</b>	2024	-	2	-	-	-	-	-	-	-	-	-	-	2	2	2
	2023	-	-	-	-	4	-	-	-	-	-	-	-	0	↔	4
<b>Contested Divorce</b>	2024	26	41	29	30	-	-	-	-	-	-	-	-	126	15%	126
	2023	34	20	35	21	27	32	20	29	22	24	26	18	110	▲	308
<b>Domestic and Family - Level 1</b>	2024	29	19	32	28	-	-	-	-	-	-	-	-	108	-15%	108
	2023	20	31	41	35	25	25	12	24	40	19	21	25	127	▼	318
<b>Domestic and Family - Level 2</b>	2024	8	2	8	7	-	-	-	-	-	-	-	-	25	-14%	25
	2023	6	9	7	7	7	3	8	11	3	4	8	8	29	▼	81
<b>Felonies and Related Matters</b>	2024	185	236	302	201	-	-	-	-	-	-	-	-	924	-15%	924
	2023	283	218	346	246	261	279	292	281	352	206	309	197	1,093	▼	3,270
<b>General Civil - Level 1</b>	2024	3	2	2	2	-	-	-	-	-	-	-	-	9	0%	9
	2023	2	5	1	1	3	1	3	2	2	2	1	2	9	↔	25
<b>General Civil - Level 2</b>	2024	60	88	76	84	-	-	-	-	-	-	-	-	308	13%	308
	2023	86	77	59	51	88	71	63	75	60	71	74	63	273	▲	838
<b>General Civil - Level 3</b>	2024	21	20	20	21	-	-	-	-	-	-	-	-	82	-9%	82
	2023	21	20	30	19	21	27	25	50	20	21	16	28	90	▼	298
<b>Miscellaneous Civil</b>	2024	719	715	727	603	-	-	-	-	-	-	-	-	2,764	-11%	2,764
	2023	827	761	858	669	657	549	571	578	612	717	593	561	3,115	▼	7,953
<b>Misdemeanor</b>	2024	80	106	111	105	-	-	-	-	-	-	-	-	402	-11%	402
	2023	110	108	136	96	121	124	99	120	105	107	138	85	450	▼	1,349
<b>Other</b>	2024	560	531	479	550	-	-	-	-	-	-	-	-	2,120	-2%	2,120
	2023	503	559	560	536	590	517	457	534	463	483	450	458	2,158	▼	6,110
<b>Other Criminally Related Matters</b>	2024	34	35	32	33	-	-	-	-	-	-	-	-	134	2%	134
	2023	32	31	33	36	32	50	23	19	26	27	19	31	132	▲	359
<b>Probates/Wills &amp; Trusts - Level 1</b>	2024	1	1	1	2	-	-	-	-	-	-	-	-	5	0%	5
	2023	3	2	-	-	1	1	-	2	1	2	2	1	5	↔	15
<b>Probates/Wills &amp; Trusts - Level 2</b>	2024	8	14	12	13	-	-	-	-	-	-	-	-	47	-16%	47
	2023	15	12	17	12	6	9	9	11	7	6	10	19	56	▼	133
<b>Protective Orders</b>	2024	1	2	2	1	-	-	-	-	-	-	-	-	6	-40%	6
	2023	2	-	7	1	-	2	-	2	3	1	-	1	10	▼	19
<b>Uncontested Divorce</b>	2024	70	63	93	79	-	-	-	-	-	-	-	-	305	14%	305
	2023	51	68	84	64	77	54	66	66	69	53	56	49	267	▲	757

This report reflects data in the case management system. Numbers will update accordingly as reports are refreshed and posted.

# CPSS-CCMS-10.01 CASELOAD STATISTICS OF THE CIRCUIT COURTS

Colonial Heights

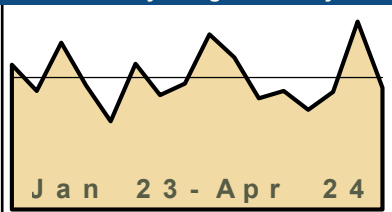
January 2023 -- April 2024 Filings

Alexandria and Fairfax Circuit are not Included in State Totals

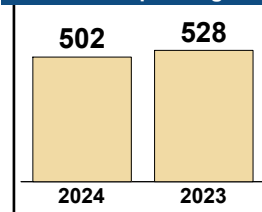
## Dashboard

**Court:** Colonial Heights Circuit  
**Circuit/Court ID:** 12 212570  
**Start/End Date:** Jan-23 / Apr-24  
**Type of Case:** Filings  
**2023 Average Month:** 126  
**2024 Average Month:** 126  
**Jan-Apr 2023:** 528  
**Jan-Apr 2024 :** 502  
**Filings Trending:** ▼  
**Overall AVG. Month:** 126

## Monthly Filings Summary



## Jan --- Apr Filings



## Filings by Division

Divisions	Jan	Feb	Mar	Apr	May	Jun	Jul	Aug	Sep	Oct	Nov	Dec	Thru Apr	% Change	Total
<b>Total</b>	95	112	179	116	-	-	-	-	-	-	-	-	502	-5%	502
2023	138	113	159	118	84	139	109	120	167	145	106	113	528	▼	1,511
<b>Civil</b>	9	16	16	19	-	-	-	-	-	-	-	-	60	50%	60
2023	9	7	10	14	10	18	13	13	13	14	11	15	40	▲	147
<b>Criminal</b>	40	47	80	49	-	-	-	-	-	-	-	-	216	-17%	216
2023	70	51	68	71	36	73	67	69	108	94	58	56	260	▼	821
<b>Concealed Handgun Permits</b>	26	27	40	28	-	-	-	-	-	-	-	-	121	-18%	121
2023	40	34	49	25	25	25	20	23	23	22	22	23	148	▼	331
<b>Miscellaneous/Other</b>	20	22	43	20	-	-	-	-	-	-	-	-	105	31%	105
2023	19	21	32	8	13	23	9	14	19	14	15	19	80	▲	206
<b>Others</b>	-	-	-	-	-	-	-	-	-	-	-	-	0	0	0
2023	-	-	-	-	-	-	-	1	4	1	-	-	0	↔	6

## Filings by Case Category

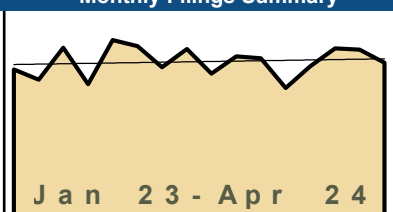
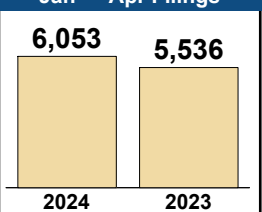
Case Categories	Jan	Feb	Mar	Apr	May	Jun	Jul	Aug	Sep	Oct	Nov	Dec	Thru Apr	% Change	Total
<b>Administrative Law</b>	-	1	-	1	-	-	-	-	-	-	-	-	2	2	2
2023	-	-	-	-	-	-	-	-	-	-	-	-	0	↔	0
<b>Contested Divorce</b>	3	1	2	3	-	-	-	-	-	-	-	-	9	50%	9
2023	2	-	1	3	1	1	1	-	-	1	2	1	6	▲	13
<b>Domestic and Family - Level 1</b>	-	-	5	2	-	-	-	-	-	-	-	-	7	250%	7
2023	-	-	2	-	-	6	-	5	-	5	1	4	2	▲	23
<b>Domestic and Family - Level 2</b>	-	-	1	-	-	-	-	-	-	-	-	-	1	-50%	1
2023	-	-	1	1	-	2	-	1	3	3	-	1	2	▼	12
<b>Felonies and Related Matters</b>	26	31	55	34	-	-	-	-	-	-	-	-	146	-16%	146
2023	41	40	50	42	28	51	49	51	82	81	45	45	173	▼	605
<b>General Civil - Level 1</b>	-	1	-	-	-	-	-	-	-	-	-	-	1	0%	1
2023	1	-	-	-	-	-	-	1	-	-	-	-	1	↔	2
<b>General Civil - Level 2</b>	5	5	6	2	-	-	-	-	-	-	-	-	18	200%	18
2023	-	-	3	3	3	-	1	4	3	2	1	2	6	▲	22
<b>General Civil - Level 3</b>	1	3	6	1	-	-	-	-	-	-	-	-	11	450%	11
2023	1	-	-	1	4	3	6	1	3	2	4	2	2	▲	27
<b>Miscellaneous Civil</b>	34	36	62	46	-	-	-	-	-	-	-	-	178	-10%	178
2023	50	47	70	30	32	34	27	32	37	28	27	35	197	▼	449
<b>Misdemeanor</b>	11	15	14	11	-	-	-	-	-	-	-	-	51	-27%	51
2023	24	10	10	26	6	18	17	13	23	10	13	10	70	▼	180
<b>Other</b>	9	13	12	4	-	-	-	-	-	-	-	-	38	27%	38
2023	9	8	10	3	4	12	3	5	7	7	8	5	30	▲	81
<b>Other Criminally Related Matters</b>	3	1	11	4	-	-	-	-	-	-	-	-	19	12%	19
2023	5	1	8	3	2	9	1	5	3	3	-	1	17	▲	41
<b>Probates/Wills &amp; Trusts - Level 1</b>	-	-	1	-	-	-	-	-	-	-	-	-	1	1	1
2023	-	-	-	-	-	-	-	-	-	-	-	1	0	↔	1
<b>Probates/Wills &amp; Trusts - Level 2</b>	-	2	1	2	-	-	-	-	-	-	-	-	5	25%	5
2023	1	2	-	1	-	-	-	-	2	-	-	-	4	▲	6
<b>Protective Orders</b>	-	-	-	-	-	-	-	-	-	-	-	-	0	-100%	0
2023	-	2	1	-	-	1	-	1	-	-	1	-	3	▼	6
<b>Uncontested Divorce</b>	3	3	3	6	-	-	-	-	-	-	-	-	15	0%	15
2023	4	3	3	5	4	2	4	1	4	3	4	6	15	↔	43

This report reflects data in the case management system. Numbers will update accordingly as reports are refreshed and posted.

Dashboard	Monthly Filings Summary	Jan --- Apr Filings				
<p><b>Court:</b> Richmond Circuit  <b>Start/End Date:</b> Jan-23 / Apr-24  <b>2023 Average Month:</b> 1,038  <b>Jan-Apr 2023:</b> 4,413  <b>Filings Trending:</b> ▼</p> <p><b>Circuit/Court ID:</b> 13 213760  <b>Type of Case:</b> Filings  <b>2024 Average Month:</b> 1,066  <b>Jan-Apr 2024 :</b> 4,262  <b>Overall AVG. Month:</b> 1,045</p>	<p>Jan 23 - Apr 24</p>	<table border="1" style="margin: auto;"> <tr> <td style="text-align: center; width: 50px;">4,262</td> <td style="text-align: center; width: 50px;">4,413</td> </tr> <tr> <td style="text-align: center;">2024</td> <td style="text-align: center;">2023</td> </tr> </table>	4,262	4,413	2024	2023
4,262	4,413					
2024	2023					

Filings by Division																
Divisions		Jan	Feb	Mar	Apr	May	Jun	Jul	Aug	Sep	Oct	Nov	Dec	Thru Apr	% Change	Total
<b>Total</b>	2024	1,096	1,072	991	1,103	-	-	-	-	-	-	-	-	4,262	-3%	4,262
	2023	1,113	1,067	1,234	999	1,172	1,086	953	1,039	864	1,134	926	874	4,413	▼	12,461
<b>Civil</b>	2024	221	221	203	196	-	-	-	-	-	-	-	-	841	-8%	841
	2023	225	244	244	201	213	191	158	186	165	221	159	161	914	▼	2,368
<b>Criminal</b>	2024	362	290	264	336	-	-	-	-	-	-	-	-	1,252	2%	1,252
	2023	311	265	374	275	366	353	254	333	240	392	285	254	1,225	▲	3,702
<b>Concealed Handgun Permits</b>	2024	112	121	122	137	-	-	-	-	-	-	-	-	492	-21%	492
	2023	162	145	176	136	144	116	104	102	89	103	100	115	619	▼	1,492
<b>Miscellaneous/Other</b>	2024	398	436	397	430	-	-	-	-	-	-	-	-	1,661	1%	1,661
	2023	408	410	438	384	447	424	432	414	365	418	379	342	1,640	▲	4,861
<b>Others</b>	2024	3	4	5	4	-	-	-	-	-	-	-	-	16	7%	16
	2023	7	3	2	3	2	2	5	4	5	-	3	2	15	▲	38

Filings by Case Category																
Case Categories		Jan	Feb	Mar	Apr	May	Jun	Jul	Aug	Sep	Oct	Nov	Dec	Thru Apr	% Change	Total
<b>Administrative Law</b>	2024	5	4	10	1	-	-	-	-	-	-	-	-	20	43%	20
	2023	2	4	5	3	7	3	5	3	3	5	1	4	14	▲	45
<b>Capital Murder</b>	2024	1	-	-	-	-	-	-	-	-	-	-	-	1	0%	1
	2023	1	-	-	-	-	-	-	1	-	-	-	-	1	↔	2
<b>Contested Divorce</b>	2024	13	12	12	11	-	-	-	-	-	-	-	-	48	9%	48
	2023	9	7	18	10	11	12	12	10	11	10	7	8	44	▲	125
<b>Domestic and Family - Level 1</b>	2024	5	19	15	7	-	-	-	-	-	-	-	-	46	-27%	46
	2023	9	26	13	15	8	13	10	8	11	16	7	8	63	▼	144
<b>Domestic and Family - Level 2</b>	2024	20	16	13	12	-	-	-	-	-	-	-	-	61	13%	61
	2023	14	13	10	17	23	19	10	14	16	15	16	8	54	▲	175
<b>Felonies and Related Matters</b>	2024	286	230	195	266	-	-	-	-	-	-	-	-	977	6%	977
	2023	247	201	276	199	290	261	183	269	157	312	212	202	923	▲	2,809
<b>General Civil - Level 1</b>	2024	7	3	9	6	-	-	-	-	-	-	-	-	25	4%	25
	2023	9	6	3	6	9	6	7	11	6	5	8	11	24	▲	87
<b>General Civil - Level 2</b>	2024	124	100	101	104	-	-	-	-	-	-	-	-	429	-2%	429
	2023	107	113	110	107	94	91	72	97	79	124	90	92	437	▼	1,176
<b>General Civil - Level 3</b>	2024	39	33	38	44	-	-	-	-	-	-	-	-	154	-12%	154
	2023	52	52	46	25	31	26	35	31	38	31	22	24	175	▼	413
<b>Miscellaneous Civil</b>	2024	269	335	311	337	-	-	-	-	-	-	-	-	1,252	-6%	1,252
	2023	331	307	367	320	331	271	298	252	260	257	272	228	1,325	▼	3,494
<b>Misdemeanor</b>	2024	44	31	45	35	-	-	-	-	-	-	-	-	155	-16%	155
	2023	34	43	57	51	37	60	36	31	53	54	49	28	185	▼	533
<b>Other</b>	2024	204	202	180	203	-	-	-	-	-	-	-	-	789	-11%	789
	2023	224	233	237	190	240	244	214	241	175	234	187	208	884	▼	2,627
<b>Other Criminally Related Matters</b>	2024	40	35	32	41	-	-	-	-	-	-	-	-	148	6%	148
	2023	36	27	47	29	47	42	39	38	33	34	29	27	139	▲	428
<b>Probates/Wills &amp; Trusts - Level 1</b>	2024	1	-	1	1	-	-	-	-	-	-	-	-	3	200%	3
	2023	-	-	1	-	-	3	1	-	-	1	-	1	1	▲	7
<b>Probates/Wills &amp; Trusts - Level 2</b>	2024	15	31	4	5	-	-	-	-	-	-	-	-	55	57%	55
	2023	9	5	13	8	6	6	8	6	4	9	9	3	35	▲	86
<b>Uncontested Divorce</b>	2024	23	21	25	30	-	-	-	-	-	-	-	-	99	-9%	99
	2023	29	30	31	19	38	29	23	27	18	27	17	22	109	▼	310

Dashboard	Monthly Filings Summary	Jan --- Apr Filings
<p><b>Court:</b> Henrico Circuit  <b>Start/End Date:</b> Jan-23 / Apr-24  <b>2023 Average Month:</b> 1,450  <b>Jan-Apr 2023:</b> 5,536  <b>Filings Trending:</b> ▲</p>	<p><b>Circuit/Court ID:</b> 14 214087  <b>Type of Case:</b> Filings  <b>2024 Average Month:</b> 1,513  <b>Jan-Apr 2024 :</b> 6,053  <b>Overall AVG. Month:</b> 1,466</p>  <p style="text-align: center;">Jan 23 - Apr 24</p>	<p style="text-align: center;"><b>6,053</b>      <b>5,536</b></p>  <p style="text-align: center;">2024      2023</p>

Filings by Division																
Divisions		Jan	Feb	Mar	Apr	May	Jun	Jul	Aug	Sep	Oct	Nov	Dec	Thru Apr	% Change	Total
<b>Total</b>	2024	1,423	1,593	1,581	1,456	-	-	-	-	-	-	-	-	6,053	9%	6,053
	2023	1,391	1,294	1,600	1,251	1,672	1,615	1,412	1,586	1,351	1,516	1,497	1,215	5,536	▲	17,400
<b>Civil</b>	2024	210	177	175	208	-	-	-	-	-	-	-	-	770	-2%	770
	2023	193	189	219	186	238	226	155	211	194	167	183	129	787	▼	2,290
<b>Criminal</b>	2024	513	444	584	517	-	-	-	-	-	-	-	-	2,058	5%	2,058
	2023	535	502	574	349	500	520	484	560	495	413	613	467	1,960	▲	6,012
<b>Concealed Handgun Permits</b>	2024	372	314	331	293	-	-	-	-	-	-	-	-	1,310	-9%	1,310
	2023	380	356	420	284	310	255	285	247	256	310	293	238	1,440	▼	3,634
<b>Miscellaneous/Other</b>	2024	319	649	487	435	-	-	-	-	-	-	-	-	1,890	42%	1,890
	2023	280	243	383	429	621	610	481	562	400	621	402	375	1,335	▲	5,407
<b>Others</b>	2024	9	9	4	3	-	-	-	-	-	-	-	-	25	79%	25
	2023	3	4	4	3	3	4	7	6	6	5	6	6	14	▲	57

Filings by Case Category																
Case Categories		Jan	Feb	Mar	Apr	May	Jun	Jul	Aug	Sep	Oct	Nov	Dec	Thru Apr	% Change	Total
<b>Administrative Law</b>	2024	1	-	-	-	-	-	-	-	-	-	-	-	1	-88%	1
	2023	3	4	1	-	1	3	2	5	1	3	2	1	8	▼	26
<b>Capital Murder</b>	2024	1	-	-	1	-	-	-	-	-	-	-	-	2	2	2
	2023	-	-	-	-	-	-	-	-	-	-	-	-	0	↔	0
<b>Contested Divorce</b>	2024	23	20	14	25	-	-	-	-	-	-	-	-	82	-14%	82
	2023	26	25	22	22	31	21	12	34	22	18	13	17	95	▼	263
<b>Domestic and Family - Level 1</b>	2024	22	15	24	17	-	-	-	-	-	-	-	-	78	7%	78
	2023	27	15	16	15	22	35	17	9	18	14	19	9	73	▲	216
<b>Domestic and Family - Level 2</b>	2024	7	3	6	5	-	-	-	-	-	-	-	-	21	-9%	21
	2023	6	7	5	5	7	2	2	4	5	5	7	2	23	▼	57
<b>Felonies and Related Matters</b>	2024	330	285	404	318	-	-	-	-	-	-	-	-	1,337	4%	1,337
	2023	355	334	385	210	317	354	305	348	329	250	407	313	1,284	▲	3,907
<b>General Civil - Level 1</b>	2024	8	4	4	6	-	-	-	-	-	-	-	-	22	100%	22
	2023	-	6	3	2	7	4	2	3	6	3	2	2	11	▲	40
<b>General Civil - Level 2</b>	2024	57	70	67	77	-	-	-	-	-	-	-	-	271	-3%	271
	2023	56	66	86	72	94	83	54	69	76	64	67	43	280	▼	830
<b>General Civil - Level 3</b>	2024	21	23	25	19	-	-	-	-	-	-	-	-	88	6%	88
	2023	15	19	24	25	23	39	21	27	16	10	27	12	83	▲	258
<b>Miscellaneous Civil</b>	2024	552	525	573	509	-	-	-	-	-	-	-	-	2,159	-11%	2,159
	2023	637	568	708	503	554	500	517	470	445	544	473	460	2,416	▼	6,379
<b>Misdemeanor</b>	2024	161	115	149	147	-	-	-	-	-	-	-	-	572	9%	572
	2023	137	124	156	106	134	133	136	151	131	115	161	119	523	▲	1,603
<b>Other</b>	2024	133	436	224	224	-	-	-	-	-	-	-	-	1,017	226%	1,017
	2023	23	23	80	186	373	342	243	340	202	384	220	157	312	▲	2,573
<b>Other Criminally Related Matters</b>	2024	32	50	33	51	-	-	-	-	-	-	-	-	166	2%	166
	2023	46	45	36	35	50	41	44	66	37	53	47	35	162	▲	535
<b>Probates/Wills &amp; Trusts - Level 1</b>	2024	1	4	-	-	-	-	-	-	-	-	-	-	5	25%	5
	2023	2	-	1	1	1	4	2	-	2	3	1	-	4	▲	17
<b>Probates/Wills &amp; Trusts - Level 2</b>	2024	13	5	7	4	-	-	-	-	-	-	-	-	29	-33%	29
	2023	9	7	17	10	11	11	4	6	7	5	6	6	43	▼	99
<b>Protective Orders</b>	2024	1	-	-	-	-	-	-	-	-	-	-	-	1	1	1
	2023	-	-	-	-	-	1	-	-	-	-	-	-	0	↔	1
<b>Uncontested Divorce</b>	2024	60	38	51	53	-	-	-	-	-	-	-	-	202	-8%	202
	2023	49	51	60	59	47	42	51	54	54	45	45	39	219	▼	596

Dashboard	Monthly Filings Summary	Jan --- Apr Filings				
<p><b>Court:</b> Caroline Circuit  <b>Start/End Date:</b> Jan-23 / Apr-24  <b>2023 Average Month:</b> 175  <b>Jan-Apr 2023:</b> 696  <b>Filings Trending:</b> ↔</p> <p><b>Circuit/Court ID:</b> 15 215033  <b>Type of Case:</b> Filings  <b>2024 Average Month:</b> 178  <b>Jan-Apr 2024 :</b> 713  <b>Overall AVG. Month:</b> 176</p>		<table border="1" style="margin: auto;"> <tr> <td style="width:50%; text-align: center;"><b>713</b></td> <td style="width:50%; text-align: center;"><b>696</b></td> </tr> <tr> <td style="width:50%; text-align: center;">2024</td> <td style="width:50%; text-align: center;">2023</td> </tr> </table>	<b>713</b>	<b>696</b>	2024	2023
<b>713</b>	<b>696</b>					
2024	2023					

Filings by Division																
Divisions		Jan	Feb	Mar	Apr	May	Jun	Jul	Aug	Sep	Oct	Nov	Dec	Thru Apr	% Change	Total
<b>Total</b>	2024	166	152	233	162	-	-	-	-	-	-	-	-	713	2%	713
	2023	172	166	201	157	265	152	152	194	179	184	136	139	696	▲	2,097
<b>Civil</b>	2024	16	29	31	19	-	-	-	-	-	-	-	-	95	25%	95
	2023	18	20	16	22	29	24	14	22	18	16	14	25	76	▲	238
<b>Criminal</b>	2024	66	48	72	51	-	-	-	-	-	-	-	-	237	18%	237
	2023	53	55	59	34	132	61	69	59	70	84	41	38	201	▲	755
<b>Concealed Handgun Permits</b>	2024	61	57	88	50	-	-	-	-	-	-	-	-	256	-12%	256
	2023	74	66	91	60	63	40	41	74	61	48	57	47	291	▼	722
<b>Miscellaneous/ Other</b>	2024	23	18	42	42	-	-	-	-	-	-	-	-	125	2%	125
	2023	27	22	34	39	41	27	28	39	29	36	24	28	122	▲	374
<b>Others</b>	2024	-	-	-	-	-	-	-	-	-	-	-	-	0	-100%	0
	2023	-	3	1	2	-	-	-	-	1	-	-	1	6	▼	8

Filings by Case Category																
Case Categories		Jan	Feb	Mar	Apr	May	Jun	Jul	Aug	Sep	Oct	Nov	Dec	Thru Apr	% Change	Total
<b>Administrative Law</b>	2024	-	-	-	-	-	-	-	-	-	-	-	-	0	0	0
	2023	-	-	-	-	-	-	-	-	1	-	-	-	0	↔	1
<b>Contested Divorce</b>	2024	4	-	3	4	-	-	-	-	-	-	-	-	11	267%	11
	2023	-	1	2	-	2	1	1	5	3	1	-	2	3	▲	18
<b>Domestic and Family - Level 1</b>	2024	2	2	5	3	-	-	-	-	-	-	-	-	12	33%	12
	2023	2	5	1	1	1	3	1	1	2	-	3	9	9	▲	29
<b>Domestic and Family - Level 2</b>	2024	1	8	-	-	-	-	-	-	-	-	-	-	9	200%	9
	2023	2	-	1	16	8	-	1	-	1	1	1	1	3	▲	31
<b>Felonies and Related Matters</b>	2024	33	30	38	24	-	-	-	-	-	-	-	-	125	-4%	125
	2023	30	36	37	27	90	34	56	31	42	55	25	24	130	▼	487
<b>General Civil - Level 1</b>	2024	1	-	1	-	-	-	-	-	-	-	-	-	2	2	2
	2023	-	-	-	-	1	-	-	-	-	-	-	-	0	↔	1
<b>General Civil - Level 2</b>	2024	4	2	5	2	-	-	-	-	-	-	-	-	13	-24%	13
	2023	3	6	3	5	5	4	2	8	3	6	4	6	17	▼	55
<b>General Civil - Level 3</b>	2024	2	9	14	5	-	-	-	-	-	-	-	-	30	58%	30
	2023	5	2	3	9	2	1	3	5	1	1	2	2	19	▲	36
<b>Miscellaneous Civil</b>	2024	83	74	103	69	-	-	-	-	-	-	-	-	329	-5%	329
	2023	89	81	104	73	88	59	58	94	82	71	76	64	347	▼	939
<b>Misdemeanor</b>	2024	22	12	29	16	-	-	-	-	-	-	-	-	79	44%	79
	2023	16	17	18	4	38	21	12	25	24	29	14	14	55	▲	232
<b>Other</b>	2024	-	-	26	24	-	-	-	-	-	-	-	-	50	-31%	50
	2023	13	11	21	27	17	8	10	18	12	14	4	13	72	▼	168
<b>Other Criminally Related Matters</b>	2024	11	6	5	11	-	-	-	-	-	-	-	-	33	94%	33
	2023	7	3	4	3	4	6	1	3	4	-	2	1	17	▲	38
<b>Probates/Wills &amp; Trusts - Level 1</b>	2024	-	1	-	-	-	-	-	-	-	-	-	-	1	1	1
	2023	-	-	-	-	-	-	-	-	1	-	-	-	0	↔	1
<b>Probates/Wills &amp; Trusts - Level 2</b>	2024	-	1	3	1	-	-	-	-	-	-	-	-	5	150%	5
	2023	-	-	2	-	-	2	6	-	-	-	2	-	2	▲	12
<b>Uncontested Divorce</b>	2024	3	7	1	3	-	-	-	-	-	-	-	-	14	-36%	14
	2023	5	4	6	7	1	5	2	3	4	6	3	3	22	▼	49

Dashboard		Monthly Filings Summary		Jan --- Apr Filings	
<p><b>Court:</b> Essex Circuit  <b>Start/End Date:</b> Jan-23 / Apr-24  <b>2023 Average Month:</b> 62  <b>Jan-Apr 2023:</b> 288  <b>Filings Trending:</b> ▼</p>	<p><b>Circuit/Court ID:</b> 15 215057  <b>Type of Case:</b> Filings  <b>2024 Average Month:</b>56  <b>Jan-Apr 2024 :</b> 225  <b>Overall AVG. Month:</b> 60</p>	<p style="text-align: center; font-weight: bold; color: white;">Jan 23 - Apr 24</p>		<p style="text-align: center; font-weight: bold;">225      288</p> <p style="text-align: center;">2024      2023</p>	

Filings by Division																
Divisions		Jan	Feb	Mar	Apr	May	Jun	Jul	Aug	Sep	Oct	Nov	Dec	Thru Apr	% Change	Total
<b>Total</b>	2024	68	37	50	70	-	-	-	-	-	-	-	-	225	-22%	225
	2023	62	60	114	52	51	58	29	55	109	67	42	43	288	▼	742
<b>Civil</b>	2024	5	6	12	13	-	-	-	-	-	-	-	-	36	3%	36
	2023	12	7	7	9	15	6	9	11	2	10	2	4	35	▲	94
<b>Criminal</b>	2024	16	4	5	20	-	-	-	-	-	-	-	-	45	-49%	45
	2023	10	3	56	20	7	16	3	17	61	22	9	22	89	▼	246
<b>Concealed Handgun Permits</b>	2024	28	14	18	23	-	-	-	-	-	-	-	-	83	-14%	83
	2023	25	30	29	12	11	25	15	13	30	20	16	12	96	▼	238
<b>Miscellaneous/ Other</b>	2024	19	13	15	14	-	-	-	-	-	-	-	-	61	-10%	61
	2023	15	20	22	11	18	11	2	14	16	15	14	5	68	▼	163
<b>Others</b>	2024	-	-	-	-	-	-	-	-	-	-	-	-	0	0	0
	2023	-	-	-	-	-	-	-	-	-	-	1	-	0	↔	1

Filings by Case Category																
Case Categories		Jan	Feb	Mar	Apr	May	Jun	Jul	Aug	Sep	Oct	Nov	Dec	Thru Apr	% Change	Total
<b>Administrative Law</b>	2024	-	-	-	-	-	-	-	-	-	-	-	-	0	0	0
	2023	-	-	-	-	-	-	1	-	-	-	-	-	0	↔	1
<b>Contested Divorce</b>	2024	-	-	-	-	-	-	-	-	-	-	-	-	0	-100%	0
	2023	1	2	2	1	1	1	-	-	-	-	-	-	6	▼	8
<b>Domestic and Family - Level 1</b>	2024	-	-	7	2	-	-	-	-	-	-	-	-	9	350%	9
	2023	1	-	1	-	6	-	1	9	-	-	-	1	2	▲	19
<b>Domestic and Family - Level 2</b>	2024	-	-	-	-	-	-	-	-	-	-	-	-	0	-100%	0
	2023	1	-	1	2	2	-	-	-	-	1	-	-	4	▼	7
<b>Felonies and Related Matters</b>	2024	13	3	2	10	-	-	-	-	-	-	-	-	28	-58%	28
	2023	7	2	41	17	7	13	2	9	60	12	5	15	67	▼	190
<b>General Civil - Level 1</b>	2024	-	-	-	-	-	-	-	-	-	-	-	-	0	-100%	0
	2023	-	-	-	1	-	1	-	-	-	-	1	-	1	▼	3
<b>General Civil - Level 2</b>	2024	3	2	1	3	-	-	-	-	-	-	-	-	9	0%	9
	2023	2	-	1	6	2	1	-	-	1	2	1	2	9	↔	18
<b>General Civil - Level 3</b>	2024	-	2	3	5	-	-	-	-	-	-	-	-	10	25%	10
	2023	4	1	2	1	3	-	4	1	1	6	1	-	8	▲	24
<b>Miscellaneous Civil</b>	2024	35	16	22	26	-	-	-	-	-	-	-	-	99	-9%	99
	2023	29	32	33	15	16	27	17	14	33	26	22	15	109	▼	279
<b>Misdemeanor</b>	2024	3	-	-	8	-	-	-	-	-	-	-	-	11	83%	11
	2023	3	1	2	-	-	-	1	4	-	8	2	3	6	▲	24
<b>Other</b>	2024	12	11	10	11	-	-	-	-	-	-	-	-	44	-15%	44
	2023	11	18	17	6	13	8	-	12	12	8	9	2	52	▼	116
<b>Other Criminally Related Matters</b>	2024	-	1	3	2	-	-	-	-	-	-	-	-	6	-63%	6
	2023	-	-	13	3	-	3	2	4	1	2	2	4	16	▼	34
<b>Probates/Wills &amp; Trusts - Level 1</b>	2024	-	1	-	-	-	-	-	-	-	-	-	-	1	1	1
	2023	-	-	-	-	-	-	-	-	-	-	-	-	0	↔	0
<b>Probates/Wills &amp; Trusts - Level 2</b>	2024	1	-	-	1	-	-	-	-	-	-	-	-	2	2	2
	2023	-	-	-	-	-	-	-	-	-	-	-	1	0	↔	1
<b>Uncontested Divorce</b>	2024	1	1	2	2	-	-	-	-	-	-	-	-	6	-25%	6
	2023	3	4	1	-	1	4	1	2	1	1	-	-	8	▼	18

# CPSS-CCMS-10.01 CASELOAD STATISTICS OF THE CIRCUIT COURTS

Hanover

January 2023 -- April 2024 Filings

Alexandria and Fairfax Circuit are not Included in State Totals

Dashboard		Monthly Filings Summary		Jan --- Apr Filings	
<b>Court:</b> Hanover Circuit	<b>Circuit/Court ID:</b> 15 215085				
<b>Start/End Date:</b> Jan-23 / Apr-24	<b>Type of Case:</b> Filings				
<b>2023 Average Month:</b> 608	<b>2024 Average Month:</b> 603				
<b>Jan-Apr 2023:</b> 2,608	<b>Jan-Apr 2024 :</b> 2,413				
<b>Filings Trending:</b> ▼	<b>Overall AVG. Month:</b> 607				

Filings by Division																
Divisions		Jan	Feb	Mar	Apr	May	Jun	Jul	Aug	Sep	Oct	Nov	Dec	Thru Apr	% Change	Total
<b>Total</b>	2024	635	674	613	491	-	-	-	-	-	-	-	-	2,413	-7%	2,413
	2023	710	554	803	541	654	609	499	666	629	561	542	532	2,608	▼	7,300
<b>Civil</b>	2024	126	129	127	134	-	-	-	-	-	-	-	-	516	21%	516
	2023	82	94	150	99	130	145	102	151	119	116	93	104	425	▲	1,385
<b>Criminal</b>	2024	210	252	218	141	-	-	-	-	-	-	-	-	821	-7%	821
	2023	225	184	274	199	271	215	177	284	261	195	221	236	882	▼	2,742
<b>Concealed Handgun Permits</b>	2024	251	208	199	156	-	-	-	-	-	-	-	-	814	-14%	814
	2023	291	216	248	192	176	172	139	161	158	199	171	154	947	▼	2,277
<b>Miscellaneous/ Other</b>	2024	48	85	67	60	-	-	-	-	-	-	-	-	260	-26%	260
	2023	112	60	130	51	77	77	81	69	90	51	57	38	353	▼	893
<b>Others</b>	2024	-	-	2	-	-	-	-	-	-	-	-	-	2	100%	2
	2023	-	-	1	-	-	-	-	1	1	-	-	-	1	▲	3

Filings by Case Category																
Case Categories		Jan	Feb	Mar	Apr	May	Jun	Jul	Aug	Sep	Oct	Nov	Dec	Thru Apr	% Change	Total
<b>Administrative Law</b>	2024	1	2	1	-	-	-	-	-	-	-	-	-	4	100%	4
	2023	-	1	-	1	-	-	-	-	-	2	1	-	2	▲	5
<b>Capital Murder</b>	2024	-	-	-	-	-	-	-	-	-	-	-	-	0	0	0
	2023	-	-	-	-	2	-	-	-	-	-	-	-	0	↔	2
<b>Contested Divorce</b>	2024	16	12	19	21	-	-	-	-	-	-	-	-	68	-15%	68
	2023	15	14	29	22	22	27	17	20	12	16	13	18	80	▼	225
<b>Domestic and Family - Level 1</b>	2024	5	5	5	3	-	-	-	-	-	-	-	-	18	29%	18
	2023	3	2	7	2	5	6	11	7	10	9	5	6	14	▲	73
<b>Domestic and Family - Level 2</b>	2024	5	2	4	15	-	-	-	-	-	-	-	-	26	86%	26
	2023	2	4	7	1	13	9	7	10	10	6	5	2	14	▲	76
<b>Felonies and Related Matters</b>	2024	127	149	121	74	-	-	-	-	-	-	-	-	471	-9%	471
	2023	132	89	167	129	163	118	109	161	166	111	142	118	517	▼	1,605
<b>General Civil - Level 1</b>	2024	-	-	1	1	-	-	-	-	-	-	-	-	2	100%	2
	2023	-	-	-	1	-	1	2	-	-	-	1	-	1	▲	6
<b>General Civil - Level 2</b>	2024	34	41	37	38	-	-	-	-	-	-	-	-	150	76%	150
	2023	16	15	35	19	25	36	14	54	38	43	23	37	85	▲	355
<b>General Civil - Level 3</b>	2024	11	6	7	5	-	-	-	-	-	-	-	-	29	45%	29
	2023	4	9	3	4	6	13	6	12	6	2	8	5	20	▲	78
<b>Miscellaneous Civil</b>	2024	297	291	263	216	-	-	-	-	-	-	-	-	1,067	-17%	1,067
	2023	400	276	371	239	254	248	213	226	244	250	219	195	1,286	▼	3,135
<b>Misdemeanor</b>	2024	74	90	86	59	-	-	-	-	-	-	-	-	309	-8%	309
	2023	85	87	100	64	101	87	63	107	90	79	75	115	336	▼	1,053
<b>Other</b>	2024	5	6	7	3	-	-	-	-	-	-	-	-	21	0%	21
	2023	3	4	7	7	4	5	3	6	4	2	3	8	21	↔	56
<b>Other Criminally Related Matters</b>	2024	9	13	11	8	-	-	-	-	-	-	-	-	41	37%	41
	2023	8	8	8	6	9	10	8	16	7	5	5	3	30	▲	93
<b>Probates/Wills &amp; Trusts - Level 1</b>	2024	-	1	1	-	-	-	-	-	-	-	-	-	2	0%	2
	2023	-	-	1	1	1	2	-	1	2	1	-	-	2	↔	9
<b>Probates/Wills &amp; Trusts - Level 2</b>	2024	6	6	3	2	-	-	-	-	-	-	-	-	17	42%	17
	2023	2	1	5	4	5	2	-	1	1	-	2	2	12	▲	25
<b>Uncontested Divorce</b>	2024	45	50	47	46	-	-	-	-	-	-	-	-	188	0%	188
	2023	40	44	63	41	44	45	46	45	37	35	42	22	188	↔	504

This report reflects data in the case management system. Numbers will update accordingly as reports are refreshed and posted.

# CPSS-CCMS-10.01 CASELOAD STATISTICS OF THE CIRCUIT COURTS

King George

January 2023 -- April 2024 Filings

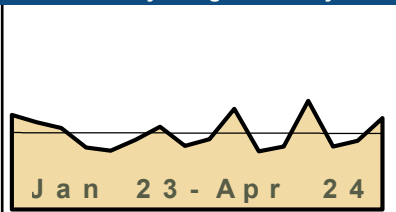
Alexandria and Fairfax Circuit are not Included in State Totals

## Dashboard

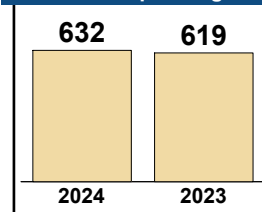
**Court:** King George Circuit  
**Start/End Date:** Jan-23 / Apr-24  
**2023 Average Month:** 142  
**Jan-Apr 2023:** 619  
**Filings Trending:** ↔

**Circuit/Court ID:** 15 215099  
**Type of Case:** Filings  
**2024 Average Month:** 158  
**Jan-Apr 2024 :** 632  
**Overall AVG. Month:** 146

## Monthly Filings Summary



## Jan --- Apr Filings



## Filings by Division

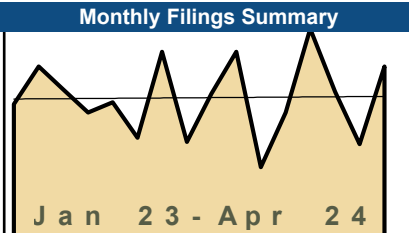
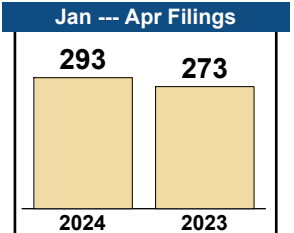
Divisions		Jan	Feb	Mar	Apr	May	Jun	Jul	Aug	Sep	Oct	Nov	Dec	Thru Apr	% Change	Total
<b>Total</b>	2024	207	120	131	174	-	-	-	-	-	-	-	-	632	2%	632
	2023	180	166	155	118	112	133	158	121	134	192	111	120	619	▲	1,700
<b>Civil</b>	2024	14	13	18	28	-	-	-	-	-	-	-	-	73	24%	73
	2023	22	15	10	12	14	10	12	10	23	11	18	11	59	▲	168
<b>Criminal</b>	2024	102	32	21	72	-	-	-	-	-	-	-	-	227	3%	227
	2023	70	63	51	37	21	51	76	36	45	100	25	46	221	▲	621
<b>Concealed Handgun Permits</b>	2024	71	52	66	52	-	-	-	-	-	-	-	-	241	-4%	241
	2023	60	71	71	49	60	58	52	59	50	66	54	40	251	▼	690
<b>Miscellaneous/ Other</b>	2024	20	23	26	22	-	-	-	-	-	-	-	-	91	3%	91
	2023	28	17	23	20	17	14	18	16	16	15	14	23	88	▲	221

## Filings by Case Category

Case Categories		Jan	Feb	Mar	Apr	May	Jun	Jul	Aug	Sep	Oct	Nov	Dec	Thru Apr	% Change	Total
<b>Capital Murder</b>	2024	-	-	-	-	-	-	-	-	-	-	-	-	0	-100%	0
	2023	-	-	1	-	-	-	-	-	-	-	-	-	1	▼	1
<b>Contested Divorce</b>	2024	1	2	1	4	-	-	-	-	-	-	-	-	8	14%	8
	2023	3	1	1	2	1	1	4	3	1	-	-	2	7	▲	19
<b>Domestic and Family - Level 1</b>	2024	3	-	1	8	-	-	-	-	-	-	-	-	12	9%	12
	2023	-	7	2	2	1	4	1	1	4	-	-	-	11	▲	22
<b>Domestic and Family - Level 2</b>	2024	1	1	1	-	-	-	-	-	-	-	-	-	3	50%	3
	2023	2	-	-	-	1	-	-	1	2	3	1	-	2	▲	10
<b>Felonies and Related Matters</b>	2024	75	20	10	43	-	-	-	-	-	-	-	-	148	11%	148
	2023	56	25	28	24	10	36	48	27	28	64	22	28	133	▲	396
<b>General Civil - Level 1</b>	2024	1	-	1	-	-	-	-	-	-	-	-	-	2	2	2
	2023	-	-	-	-	-	-	-	-	-	1	-	1	0	↔	2
<b>General Civil - Level 2</b>	2024	3	4	3	4	-	-	-	-	-	-	-	-	14	133%	14
	2023	4	-	1	1	7	3	3	1	6	2	7	2	6	▲	37
<b>General Civil - Level 3</b>	2024	1	3	4	1	-	-	-	-	-	-	-	-	9	-18%	9
	2023	7	1	1	2	2	1	2	-	-	1	5	2	11	▼	24
<b>Miscellaneous Civil</b>	2024	80	65	79	63	-	-	-	-	-	-	-	-	287	-8%	287
	2023	79	83	85	65	72	68	64	71	61	76	59	57	312	▼	840
<b>Misdemeanor</b>	2024	26	11	8	20	-	-	-	-	-	-	-	-	65	-17%	65
	2023	13	34	19	12	8	14	21	6	13	35	3	16	78	▼	194
<b>Other</b>	2024	8	10	12	11	-	-	-	-	-	-	-	-	41	58%	41
	2023	9	5	8	4	5	4	6	5	5	3	9	7	26	▲	70
<b>Other Criminally Related Matters</b>	2024	1	1	3	9	-	-	-	-	-	-	-	-	14	56%	14
	2023	1	4	3	1	3	1	7	3	7	1	-	2	9	▲	33
<b>Probates/Wills &amp; Trusts - Level 2</b>	2024	-	-	-	1	-	-	-	-	-	-	-	-	1	-80%	1
	2023	-	-	1	4	-	-	-	-	-	2	-	-	5	▼	7
<b>Protective Orders</b>	2024	1	-	-	3	-	-	-	-	-	-	-	-	4	4	4
	2023	-	-	-	-	-	-	-	-	1	-	-	2	0	↔	3
<b>Uncontested Divorce</b>	2024	6	3	8	7	-	-	-	-	-	-	-	-	24	33%	24
	2023	6	6	5	1	2	1	2	3	6	4	5	1	18	▲	42

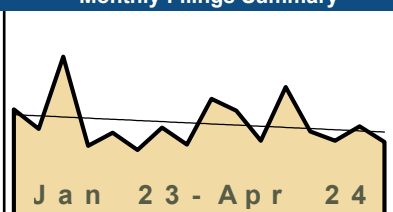
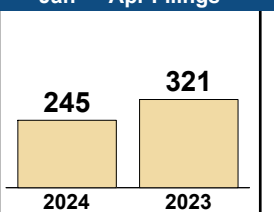
This report reflects data in the case management system. Numbers will update accordingly as reports are refreshed and posted.



Dashboard		Circuit/Court ID: 15 215103		Monthly Filings Summary		Jan --- Apr Filings	
<p><b>Court:</b> Lancaster Circuit  <b>Start/End Date:</b> Jan-23 / Apr-24  <b>2023 Average Month:</b> 64  <b>Jan-Apr 2023:</b> 273  <b>Filings Trending:</b> ▲</p>	<p><b>Type of Case:</b> Filings  <b>2024 Average Month:</b> 73  <b>Jan-Apr 2024 :</b> 293  <b>Overall AVG. Month:</b> 66</p>						

Filings by Division																
Divisions		Jan	Feb	Mar	Apr	May	Jun	Jul	Aug	Sep	Oct	Nov	Dec	Thru Apr	% Change	Total
<b>Total</b>	2024	99	69	44	81	-	-	-	-	-	-	-	-	293	7%	293
	2023	63	81	70	59	64	47	88	45	68	88	33	59	273	▲	765
<b>Civil</b>	2024	18	7	4	8	-	-	-	-	-	-	-	-	37	54%	37
	2023	3	4	7	10	13	5	4	8	2	5	3	12	24	▲	76
<b>Criminal</b>	2024	51	35	13	41	-	-	-	-	-	-	-	-	140	47%	140
	2023	24	34	12	25	17	14	54	15	36	52	8	17	95	▲	308
<b>Concealed Handgun Permits</b>	2024	17	20	18	23	-	-	-	-	-	-	-	-	78	-31%	78
	2023	25	31	41	16	18	16	23	10	23	20	19	22	113	▼	264
<b>Miscellaneous/ Other</b>	2024	13	7	9	9	-	-	-	-	-	-	-	-	38	-7%	38
	2023	11	12	10	8	16	12	7	12	7	11	3	8	41	▼	117

Filings by Case Category																
Case Categories		Jan	Feb	Mar	Apr	May	Jun	Jul	Aug	Sep	Oct	Nov	Dec	Thru Apr	% Change	Total
<b>Administrative Law</b>	2024	-	-	-	-	-	-	-	-	-	-	-	-	0	-100%	0
	2023	1	-	-	-	-	-	-	-	-	-	-	-	1	▼	1
<b>Contested Divorce</b>	2024	-	-	-	-	-	-	-	-	-	-	-	-	0	-100%	0
	2023	-	-	1	2	-	-	-	-	1	-	-	1	3	▼	5
<b>Domestic and Family - Level 1</b>	2024	-	-	-	-	-	-	-	-	-	-	-	-	0	-100%	0
	2023	-	-	1	2	-	-	-	3	-	-	-	1	3	▼	8
<b>Domestic and Family - Level 2</b>	2024	-	-	2	-	-	-	-	-	-	-	-	-	2	2	2
	2023	-	-	-	-	-	-	-	1	-	-	-	-	0	↔	1
<b>Felonies and Related Matters</b>	2024	39	14	11	24	-	-	-	-	-	-	-	-	88	29%	88
	2023	12	27	12	17	11	13	41	8	30	40	2	17	68	▲	230
<b>General Civil - Level 1</b>	2024	-	1	-	-	-	-	-	-	-	-	-	-	1	0%	1
	2023	-	-	1	-	-	-	-	-	-	-	-	-	2	↔	3
<b>General Civil - Level 2</b>	2024	4	3	-	3	-	-	-	-	-	-	-	-	10	67%	10
	2023	-	2	2	2	3	1	1	3	1	3	-	2	6	▲	20
<b>General Civil - Level 3</b>	2024	14	2	1	2	-	-	-	-	-	-	-	-	19	280%	19
	2023	-	1	1	3	8	3	-	2	1	3	-	5	5	▲	27
<b>Miscellaneous Civil</b>	2024	21	23	24	31	-	-	-	-	-	-	-	-	99	-28%	99
	2023	30	41	46	21	29	27	25	21	27	26	22	27	138	▼	342
<b>Misdemeanor</b>	2024	10	20	2	16	-	-	-	-	-	-	-	-	48	140%	48
	2023	11	2	-	7	2	-	11	6	6	10	6	-	20	▲	61
<b>Other</b>	2024	9	2	1	1	-	-	-	-	-	-	-	-	13	-7%	13
	2023	6	1	5	2	6	-	7	-	2	3	-	3	14	▼	35
<b>Other Criminally Related Matters</b>	2024	2	1	-	2	-	-	-	-	-	-	-	-	5	-29%	5
	2023	1	5	-	1	4	1	2	1	-	2	1	-	7	▼	18
<b>Probates/Wills &amp; Trusts - Level 2</b>	2024	-	1	1	-	-	-	-	-	-	-	-	-	2	0%	2
	2023	1	-	1	-	1	-	-	-	-	1	-	-	2	↔	4
<b>Uncontested Divorce</b>	2024	-	2	2	2	-	-	-	-	-	-	-	-	6	20%	6
	2023	1	2	-	2	-	2	1	-	-	-	1	1	5	▲	10

Dashboard	Monthly Filings Summary	Jan --- Apr Filings
<p><b>Court:</b> Northumberland Circuit  <b>Start/End Date:</b> Jan-23 / Apr-24  <b>2023 Average Month:</b> 73  <b>Jan-Apr 2023:</b> 321  <b>Filings Trending:</b> ▼</p>	<p><b>Circuit/Court ID:</b> 15 215133  <b>Type of Case:</b> Filings  <b>2024 Average Month:</b>61  <b>Jan-Apr 2024 :</b> 245  <b>Overall AVG. Month:</b> 70</p>	 <p style="text-align: center;">Jan 23 - Apr 24</p>
		 <p style="text-align: center;">2024: 245    2023: 321</p>

Filings by Division																
Divisions		Jan	Feb	Mar	Apr	May	Jun	Jul	Aug	Sep	Oct	Nov	Dec	Thru Apr	% Change	Total
<b>Total</b>	2024	64	57	68	56	-	-	-	-	-	-	-	-	245	-24%	245
	2023	81	66	121	53	63	50	67	54	89	80	57	98	321	▼	879
<b>Civil</b>	2024	5	7	10	8	-	-	-	-	-	-	-	-	30	-49%	30
	2023	20	12	17	10	9	7	6	13	4	8	6	4	59	▼	116
<b>Criminal</b>	2024	16	13	6	8	-	-	-	-	-	-	-	-	43	-25%	43
	2023	15	3	33	6	11	9	24	6	55	25	18	23	57	▼	228
<b>Concealed Handgun Permits</b>	2024	31	26	31	32	-	-	-	-	-	-	-	-	120	-1%	120
	2023	38	26	34	23	26	22	24	22	17	30	22	13	121	▼	297
<b>Miscellaneous/ Other</b>	2024	12	11	21	8	-	-	-	-	-	-	-	-	52	-38%	52
	2023	8	25	37	14	17	12	13	13	13	16	10	58	84	▼	236
<b>Others</b>	2024	-	-	-	-	-	-	-	-	-	-	-	-	0	0	0
	2023	-	-	-	-	-	-	-	-	-	1	1	-	0	↔	2

Filings by Case Category																
Case Categories		Jan	Feb	Mar	Apr	May	Jun	Jul	Aug	Sep	Oct	Nov	Dec	Thru Apr	% Change	Total
<b>Administrative Law</b>	2024	-	-	-	-	-	-	-	-	-	-	-	-	0	0	0
	2023	-	-	-	-	-	-	-	1	-	-	-	-	0	↔	1
<b>Contested Divorce</b>	2024	-	-	2	-	-	-	-	-	-	-	-	-	2	-33%	2
	2023	1	-	2	-	2	1	-	2	-	1	-	-	3	▼	9
<b>Domestic and Family - Level 1</b>	2024	-	-	-	-	-	-	-	-	-	-	-	-	0	-100%	0
	2023	7	2	2	1	-	-	-	1	-	-	-	-	12	▼	13
<b>Domestic and Family - Level 2</b>	2024	-	-	-	-	-	-	-	-	-	-	-	-	0	0	0
	2023	-	-	-	-	-	-	-	-	-	1	1	-	0	↔	2
<b>Felonies and Related Matters</b>	2024	10	9	1	4	-	-	-	-	-	-	-	-	24	-41%	24
	2023	6	2	27	6	9	6	19	4	51	21	14	23	41	▼	188
<b>General Civil - Level 1</b>	2024	-	-	-	-	-	-	-	-	-	-	-	-	0	-100%	0
	2023	-	-	1	-	-	-	1	1	1	1	-	-	1	▼	5
<b>General Civil - Level 2</b>	2024	2	4	3	2	-	-	-	-	-	-	-	-	11	-8%	11
	2023	3	2	5	2	-	-	1	4	-	2	2	2	12	▼	23
<b>General Civil - Level 3</b>	2024	1	1	2	2	-	-	-	-	-	-	-	-	6	-50%	6
	2023	1	7	1	3	6	4	3	3	1	-	1	-	12	▼	30
<b>Miscellaneous Civil</b>	2024	34	32	37	33	-	-	-	-	-	-	-	-	136	-4%	136
	2023	41	28	44	29	33	24	26	25	22	38	28	16	142	▼	354
<b>Misdemeanor</b>	2024	6	3	2	2	-	-	-	-	-	-	-	-	13	-7%	13
	2023	9	1	3	1	1	1	4	-	1	2	3	-	14	▼	26
<b>Other</b>	2024	11	5	15	7	-	-	-	-	-	-	-	-	38	-45%	38
	2023	8	23	29	9	9	9	10	8	8	9	5	55	69	▼	182
<b>Other Criminally Related Matters</b>	2024	-	1	3	3	-	-	-	-	-	-	-	-	7	133%	7
	2023	-	-	3	-	1	2	1	2	3	2	1	-	3	▲	15
<b>Probates/Wills &amp; Trusts - Level 1</b>	2024	-	-	-	-	-	-	-	-	-	-	-	-	0	0	0
	2023	-	-	-	-	-	1	-	-	-	-	-	-	0	↔	1
<b>Probates/Wills &amp; Trusts - Level 2</b>	2024	-	-	-	-	-	-	-	-	-	-	-	-	0	-100%	0
	2023	-	1	-	-	-	-	-	2	-	1	-	1	1	▼	5
<b>Uncontested Divorce</b>	2024	-	2	3	3	-	-	-	-	-	-	-	-	8	-27%	8
	2023	5	-	4	2	2	2	2	1	2	2	2	1	11	▼	25

Dashboard		Monthly Filings Summary		Jan --- Apr Filings	
<b>Court:</b> Richmond County Circuit <b>Start/End Date:</b> Jan-23 / Apr-24 <b>2023 Average Month:</b> 42 <b>Jan-Apr 2023:</b> 184 <b>Filings Trending:</b> ▼	<b>Circuit/Court ID:</b> 15 215159 <b>Type of Case:</b> Filings <b>2024 Average Month:</b> 43 <b>Jan-Apr 2024 :</b> 170 <b>Overall AVG. Month:</b> 42	<p>Jan 23 - Apr 24</p>	<p>2024: 170 2023: 184</p>		

Filings by Division																
Divisions		Jan	Feb	Mar	Apr	May	Jun	Jul	Aug	Sep	Oct	Nov	Dec	Thru Apr	% Change	Total
<b>Total</b>	2024	44	42	42	42	-	-	-	-	-	-	-	-	170	-8%	170
	2023	44	57	34	49	36	38	28	27	51	76	46	22	184	▼	508
<b>Civil</b>	2024	4	5	3	3	-	-	-	-	-	-	-	-	15	-38%	15
	2023	4	10	5	5	4	4	2	6	2	10	4	2	24	▼	58
<b>Criminal</b>	2024	17	13	12	11	-	-	-	-	-	-	-	-	53	-10%	53
	2023	18	15	6	20	15	15	14	9	27	43	35	7	59	▼	224
<b>Concealed Handgun Permits</b>	2024	17	18	25	26	-	-	-	-	-	-	-	-	86	1%	86
	2023	18	25	21	21	11	15	7	7	16	9	3	12	85	▲	165
<b>Miscellaneous/ Other</b>	2024	6	6	2	2	-	-	-	-	-	-	-	-	16	0%	16
	2023	4	7	2	3	6	4	5	5	6	14	4	1	16	↔	61

Filings by Case Category																
Case Categories		Jan	Feb	Mar	Apr	May	Jun	Jul	Aug	Sep	Oct	Nov	Dec	Thru Apr	% Change	Total
<b>Administrative Law</b>	2024	-	-	-	-	-	-	-	-	-	-	-	-	0	-100%	0
	2023	-	-	-	1	-	-	-	-	-	-	-	-	-	1	▼
<b>Contested Divorce</b>	2024	-	1	-	1	-	-	-	-	-	-	-	-	2	2	2
	2023	-	-	-	-	-	1	-	-	-	2	2	-	0	↔	5
<b>Domestic and Family - Level 1</b>	2024	2	-	-	-	-	-	-	-	-	-	-	-	2	-50%	2
	2023	1	2	-	1	-	-	-	-	1	2	-	-	4	▼	7
<b>Domestic and Family - Level 2</b>	2024	-	-	-	-	-	-	-	-	-	-	-	-	0	0	0
	2023	-	-	-	-	-	-	-	-	-	1	-	-	0	↔	1
<b>Felonies and Related Matters</b>	2024	11	7	10	8	-	-	-	-	-	-	-	-	36	6%	36
	2023	8	9	3	14	11	10	10	3	11	20	32	2	34	▲	133
<b>General Civil - Level 1</b>	2024	-	1	1	-	-	-	-	-	-	-	-	-	2	100%	2
	2023	-	-	-	1	2	-	-	-	-	-	-	-	1	▲	3
<b>General Civil - Level 2</b>	2024	-	1	1	1	-	-	-	-	-	-	-	-	3	-40%	3
	2023	-	3	2	-	2	1	-	4	-	-	-	2	5	▼	14
<b>General Civil - Level 3</b>	2024	2	1	-	-	-	-	-	-	-	-	-	-	3	50%	3
	2023	-	1	-	1	2	-	-	1	1	1	2	-	2	▲	9
<b>Miscellaneous Civil</b>	2024	21	24	27	28	-	-	-	-	-	-	-	-	100	2%	100
	2023	22	30	23	23	13	18	10	11	20	17	6	13	98	▲	206
<b>Misdemeanor</b>	2024	3	5	2	3	-	-	-	-	-	-	-	-	13	-32%	13
	2023	8	6	1	4	3	4	4	4	10	21	2	-	19	▼	67
<b>Other</b>	2024	2	-	-	-	-	-	-	-	-	-	-	-	2	-50%	2
	2023	1	2	-	1	1	1	2	1	1	5	1	-	4	▼	16
<b>Other Criminally Related Matters</b>	2024	3	1	-	-	-	-	-	-	-	-	-	-	4	-33%	4
	2023	2	-	2	2	1	1	-	2	6	2	1	5	6	▼	24
<b>Probates/Wills &amp; Trusts - Level 1</b>	2024	-	-	-	-	-	-	-	-	-	-	-	-	0	0	0
	2023	-	-	-	-	-	-	-	-	1	-	-	-	0	↔	1
<b>Probates/Wills &amp; Trusts - Level 2</b>	2024	-	-	-	-	-	-	-	-	-	-	-	-	0	0	0
	2023	-	-	-	-	-	-	1	-	-	-	-	-	0	↔	1
<b>Uncontested Divorce</b>	2024	-	1	1	1	-	-	-	-	-	-	-	-	3	-70%	3
	2023	2	4	3	1	1	2	1	1	-	5	-	-	10	▼	20

# CPSS-CCMS-10.01 CASELOAD STATISTICS OF THE CIRCUIT COURTS

Spotsylvania

January 2023 -- April 2024 Filings

Alexandria and Fairfax Circuit are not Included in State Totals

Dashboard	Monthly Filings Summary	Jan --- Apr Filings
<p><b>Court:</b> Spotsylvania Circuit  <b>Start/End Date:</b> Jan-23 / Apr-24  <b>2023 Average Month:</b> 790  <b>Jan-Apr 2023:</b> 3,480  <b>Filings Trending:</b> ▼</p>	<p><b>Circuit/Court ID:</b> 15 215177  <b>Type of Case:</b> Filings  <b>2024 Average Month:</b> 801  <b>Jan-Apr 2024 :</b> 3,202  <b>Overall AVG. Month:</b> 793</p>	

Filings by Division																
Divisions		Jan	Feb	Mar	Apr	May	Jun	Jul	Aug	Sep	Oct	Nov	Dec	Thru Apr	% Change	Total
<b>Total</b>	2024	813	841	782	766	-	-	-	-	-	-	-	-	3,202	-8%	3,202
	2023	1,011	774	997	698	956	696	591	735	737	930	723	637	3,480	▼	9,485
<b>Civil</b>	2024	83	78	85	88	-	-	-	-	-	-	-	-	334	-15%	334
	2023	101	59	137	95	87	70	65	58	111	77	91	66	392	▼	1,017
<b>Criminal</b>	2024	295	379	350	291	-	-	-	-	-	-	-	-	1,315	7%	1,315
	2023	357	311	317	244	455	290	201	325	302	468	271	272	1,229	▲	3,813
<b>Concealed Handgun Permits</b>	2024	309	276	244	251	-	-	-	-	-	-	-	-	1,080	-19%	1,080
	2023	410	288	392	242	289	229	230	221	195	276	251	204	1,332	▼	3,227
<b>Miscellaneous/ Other</b>	2024	125	107	103	135	-	-	-	-	-	-	-	-	470	-10%	470
	2023	142	115	149	116	125	107	94	131	128	109	110	95	522	▼	1,421
<b>Others</b>	2024	1	1	-	1	-	-	-	-	-	-	-	-	3	-40%	3
	2023	1	1	2	1	-	-	1	-	1	-	-	-	5	▼	7

Filings by Case Category																
Case Categories		Jan	Feb	Mar	Apr	May	Jun	Jul	Aug	Sep	Oct	Nov	Dec	Thru Apr	% Change	Total
<b>Administrative Law</b>	2024	1	-	-	-	-	-	-	-	-	-	-	-	1	-75%	1
	2023	1	1	2	-	1	1	1	-	-	2	2	-	4	▼	11
<b>Capital Murder</b>	2024	2	1	1	1	-	-	-	-	-	-	-	-	5	5	5
	2023	-	-	-	-	-	-	-	-	-	-	-	-	0	↔	0
<b>Contested Divorce</b>	2024	11	10	11	12	-	-	-	-	-	-	-	-	44	-2%	44
	2023	9	14	12	10	15	9	6	6	10	4	11	7	45	▼	113
<b>Domestic and Family - Level 1</b>	2024	10	8	18	22	-	-	-	-	-	-	-	-	58	-58%	58
	2023	40	4	61	33	20	14	9	6	30	11	23	11	138	▼	262
<b>Domestic and Family - Level 2</b>	2024	4	6	5	8	-	-	-	-	-	-	-	-	23	156%	23
	2023	1	2	4	2	9	2	5	3	3	5	4	3	9	▲	43
<b>Felonies and Related Matters</b>	2024	191	280	258	194	-	-	-	-	-	-	-	-	923	11%	923
	2023	241	224	211	153	325	201	135	227	199	288	184	167	829	▲	2,555
<b>General Civil - Level 1</b>	2024	-	1	1	-	-	-	-	-	-	-	-	-	2	-50%	2
	2023	2	1	1	-	-	3	3	-	1	1	1	1	4	▼	14
<b>General Civil - Level 2</b>	2024	19	29	23	18	-	-	-	-	-	-	-	-	89	39%	89
	2023	14	14	19	17	14	18	17	18	29	22	15	18	64	▲	215
<b>General Civil - Level 3</b>	2024	15	3	7	4	-	-	-	-	-	-	-	-	29	-9%	29
	2023	8	6	9	9	7	8	5	7	9	13	12	8	32	▼	101
<b>Miscellaneous Civil</b>	2024	368	339	310	332	-	-	-	-	-	-	-	-	1,349	-16%	1,349
	2023	482	338	468	316	335	288	274	277	271	330	310	257	1,604	▼	3,946
<b>Misdemeanor</b>	2024	89	86	77	82	-	-	-	-	-	-	-	-	334	0%	334
	2023	101	74	88	71	107	69	54	87	84	161	76	89	334	↔	1,061
<b>Other</b>	2024	67	44	35	53	-	-	-	-	-	-	-	-	199	-18%	199
	2023	70	60	70	43	74	46	45	68	54	56	54	39	243	▼	679
<b>Other Criminally Related Matters</b>	2024	13	12	14	14	-	-	-	-	-	-	-	-	53	-21%	53
	2023	15	13	19	20	23	20	12	12	19	19	11	16	67	▼	199
<b>Probates/Wills &amp; Trusts - Level 2</b>	2024	2	2	2	3	-	-	-	-	-	-	-	-	9	-53%	9
	2023	5	5	7	2	3	1	6	6	3	3	6	2	19	▼	49
<b>Uncontested Divorce</b>	2024	21	20	20	23	-	-	-	-	-	-	-	-	84	-5%	84
	2023	22	18	27	21	23	16	19	18	25	15	14	19	88	▼	237

This report reflects data in the case management system. Numbers will update accordingly as reports are refreshed and posted.

Dashboard		Monthly Filings Summary		Jan --- Apr Filings	
<b>Court:</b> Stafford Circuit	<b>Circuit/Court ID:</b> 15 215179				
<b>Start/End Date:</b> Jan-23 / Apr-24	<b>Type of Case:</b> Filings	Jan 23 - Apr 24		2024: 3,068 2023: 2,857	
<b>2023 Average Month:</b> 699	<b>2024 Average Month:</b> 767				
<b>Jan-Apr 2023:</b> 2,857	<b>Jan-Apr 2024 :</b> 3,068				
<b>Filings Trending:</b> ▲	<b>Overall AVG. Month:</b> 716				

Filings by Division																
Divisions		Jan	Feb	Mar	Apr	May	Jun	Jul	Aug	Sep	Oct	Nov	Dec	Thru Apr	% Change	Total
<b>Total</b>	2024	773	715	873	707	-	-	-	-	-	-	-	-	3,068	7%	3,068
	2023	680	662	830	685	690	763	698	683	610	782	644	662	2,857	▲	8,389
<b>Civil</b>	2024	76	84	105	96	-	-	-	-	-	-	-	-	361	11%	361
	2023	83	63	99	80	93	81	69	96	70	93	83	80	325	▲	990
<b>Criminal</b>	2024	345	275	392	270	-	-	-	-	-	-	-	-	1,282	16%	1,282
	2023	206	254	354	288	281	399	339	310	266	334	255	287	1,102	▲	3,573
<b>Concealed Handgun Permits</b>	2024	277	267	293	245	-	-	-	-	-	-	-	-	1,082	-3%	1,082
	2023	299	273	299	241	246	213	216	197	201	272	231	220	1,112	▼	2,908
<b>Miscellaneous/ Other</b>	2024	75	89	83	96	-	-	-	-	-	-	-	-	343	8%	343
	2023	92	72	77	76	70	70	74	80	73	83	75	75	317	▲	917
<b>Others</b>	2024	-	-	-	-	-	-	-	-	-	-	-	-	0	-100%	0
	2023	-	-	1	-	-	-	-	-	-	-	-	-	1	▼	1

Filings by Case Category																
Case Categories		Jan	Feb	Mar	Apr	May	Jun	Jul	Aug	Sep	Oct	Nov	Dec	Thru Apr	% Change	Total
<b>Administrative Law</b>	2024	2	-	3	-	-	-	-	-	-	-	-	-	5	-29%	5
	2023	2	1	2	2	-	2	-	3	1	1	-	2	7	▼	16
<b>Capital Murder</b>	2024	-	-	-	-	-	-	-	-	-	-	-	-	0	-100%	0
	2023	-	-	-	1	-	-	-	-	1	-	-	-	1	▼	2
<b>Contested Divorce</b>	2024	9	8	11	12	-	-	-	-	-	-	-	-	40	5%	40
	2023	8	9	13	8	11	11	15	12	4	10	7	14	38	▲	122
<b>Domestic and Family - Level 1</b>	2024	8	4	15	7	-	-	-	-	-	-	-	-	34	-17%	34
	2023	9	6	15	11	18	20	13	19	11	7	14	6	41	▼	149
<b>Domestic and Family - Level 2</b>	2024	6	4	7	6	-	-	-	-	-	-	-	-	23	-4%	23
	2023	8	4	3	9	2	3	4	6	4	5	6	2	24	▼	56
<b>Felonies and Related Matters</b>	2024	251	153	263	169	-	-	-	-	-	-	-	-	836	13%	836
	2023	139	177	235	186	191	280	218	224	183	224	155	194	737	▲	2,406
<b>General Civil - Level 1</b>	2024	-	1	1	1	-	-	-	-	-	-	-	-	3	0%	3
	2023	1	-	1	1	1	-	2	1	-	2	1	1	3	↔	11
<b>General Civil - Level 2</b>	2024	23	19	20	29	-	-	-	-	-	-	-	-	91	25%	91
	2023	14	21	19	19	24	16	17	29	17	27	18	13	73	▲	234
<b>General Civil - Level 3</b>	2024	16	12	13	13	-	-	-	-	-	-	-	-	54	59%	54
	2023	7	5	11	11	12	8	7	13	9	9	13	11	34	▲	116
<b>Miscellaneous Civil</b>	2024	341	352	365	331	-	-	-	-	-	-	-	-	1,389	-1%	1,389
	2023	388	335	372	312	311	276	283	264	270	349	300	287	1,407	▼	3,747
<b>Misdemeanor</b>	2024	74	97	102	83	-	-	-	-	-	-	-	-	356	30%	356
	2023	48	59	86	81	80	110	102	69	72	89	76	75	274	▲	947
<b>Other</b>	2024	1	7	5	1	-	-	-	-	-	-	-	-	14	180%	14
	2023	2	-	1	2	4	1	3	-	2	2	2	-	5	▲	19
<b>Other Criminally Related Matters</b>	2024	20	25	27	23	-	-	-	-	-	-	-	-	95	2%	95
	2023	21	18	33	21	12	15	19	20	11	21	24	19	93	▲	234
<b>Probates/Wills &amp; Trusts - Level 1</b>	2024	1	-	-	-	-	-	-	-	-	-	-	-	1	1	1
	2023	-	-	-	-	-	-	-	1	-	-	-	-	0	↔	1
<b>Probates/Wills &amp; Trusts - Level 2</b>	2024	3	10	7	7	-	-	-	-	-	-	-	-	27	50%	27
	2023	6	4	7	1	3	3	3	2	4	5	6	2	18	▲	46
<b>Uncontested Divorce</b>	2024	18	23	34	25	-	-	-	-	-	-	-	-	100	-2%	100
	2023	27	23	32	20	21	18	12	20	21	31	22	36	102	▼	283

# CPSS-CCMS-10.01 CASELOAD STATISTICS OF THE CIRCUIT COURTS

Westmoreland

January 2023 -- April 2024 Filings

Alexandria and Fairfax Circuit are not Included in State Totals

Dashboard		Monthly Filings Summary		Jan --- Apr Filings					
<p><b>Court:</b> Westmoreland Circuit  <b>Start/End Date:</b> Jan-23 / Apr-24  <b>2023 Average Month:</b> 91  <b>Jan-Apr 2023:</b> 402  <b>Filings Trending:</b> ▲</p>	<p><b>Circuit/Court ID:</b> 15 215193  <b>Type of Case:</b> Filings  <b>2024 Average Month:</b> 109  <b>Jan-Apr 2024 :</b> 437  <b>Overall AVG. Month:</b> 95</p>	<p style="font-weight: bold; font-size: 1.2em;">Jan 23 - Apr 24</p>		<table border="1" style="margin: auto;"> <tr> <td style="text-align: center; width: 50px;"><b>437</b></td> <td style="text-align: center; width: 50px;"><b>402</b></td> </tr> <tr> <td style="text-align: center;">2024</td> <td style="text-align: center;">2023</td> </tr> </table>		<b>437</b>	<b>402</b>	2024	2023
<b>437</b>	<b>402</b>								
2024	2023								

Filings by Division																
Divisions		Jan	Feb	Mar	Apr	May	Jun	Jul	Aug	Sep	Oct	Nov	Dec	Thru Apr	% Change	Total
<b>Total</b>	2024	95	86	112	144	-	-	-	-	-	-	-	-	437	9%	437
	2023	123	85	90	104	90	71	97	82	97	96	75	76	402	▲	1,086
<b>Civil</b>	2024	10	8	7	18	-	-	-	-	-	-	-	-	43	5%	43
	2023	13	10	6	12	25	12	11	16	14	7	10	4	41	▲	140
<b>Criminal</b>	2024	34	24	43	83	-	-	-	-	-	-	-	-	184	10%	184
	2023	54	31	30	53	27	30	48	25	38	58	24	31	168	▲	449
<b>Concealed Handgun Permits</b>	2024	49	46	43	29	-	-	-	-	-	-	-	-	167	2%	167
	2023	47	40	45	32	29	22	29	34	31	27	31	29	164	▲	396
<b>Miscellaneous/Other</b>	2024	2	8	18	14	-	-	-	-	-	-	-	-	42	45%	42
	2023	9	4	9	7	9	7	8	7	14	4	10	12	29	▲	100
<b>Others</b>	2024	-	-	1	-	-	-	-	-	-	-	-	-	1	1	1
	2023	-	-	-	-	-	-	1	-	-	-	-	-	0	↔	1

Filings by Case Category																
Case Categories		Jan	Feb	Mar	Apr	May	Jun	Jul	Aug	Sep	Oct	Nov	Dec	Thru Apr	% Change	Total
<b>Administrative Law</b>	2024	-	-	-	1	-	-	-	-	-	-	-	-	1	1	1
	2023	-	-	-	-	-	-	-	-	-	-	-	-	0	↔	0
<b>Contested Divorce</b>	2024	2	3	1	1	-	-	-	-	-	-	-	-	7	133%	7
	2023	1	-	1	1	1	1	1	-	2	2	1	-	3	▲	11
<b>Domestic and Family - Level 1</b>	2024	2	1	-	8	-	-	-	-	-	-	-	-	11	38%	11
	2023	4	1	2	1	11	6	6	9	1	2	1	1	8	▲	45
<b>Domestic and Family - Level 2</b>	2024	-	-	-	-	-	-	-	-	-	-	-	-	0	0	0
	2023	-	-	-	-	1	-	-	-	1	-	-	-	0	↔	2
<b>Felonies and Related Matters</b>	2024	30	16	29	55	-	-	-	-	-	-	-	-	130	48%	130
	2023	20	16	16	36	17	24	35	14	22	54	21	16	88	▲	291
<b>General Civil - Level 1</b>	2024	-	-	-	-	-	-	-	-	-	-	-	-	0	-100%	0
	2023	-	-	1	-	1	-	2	-	-	-	-	-	1	▼	4
<b>General Civil - Level 2</b>	2024	1	1	1	3	-	-	-	-	-	-	-	-	6	20%	6
	2023	-	1	3	1	1	1	3	2	3	-	3	4	5	▲	22
<b>General Civil - Level 3</b>	2024	4	1	1	3	-	-	-	-	-	-	-	-	9	-18%	9
	2023	1	1	-	9	7	2	1	1	2	-	1	1	11	▼	26
<b>Miscellaneous Civil</b>	2024	50	54	56	41	-	-	-	-	-	-	-	-	201	7%	201
	2023	55	44	50	38	37	29	35	41	43	31	39	37	187	▲	479
<b>Misdemeanor</b>	2024	3	5	12	15	-	-	-	-	-	-	-	-	35	-38%	35
	2023	28	10	2	16	10	4	10	8	8	4	2	7	56	▼	109
<b>Other</b>	2024	1	-	5	-	-	-	-	-	-	-	-	-	6	500%	6
	2023	1	-	-	-	-	1	1	-	1	-	2	-	1	▲	6
<b>Other Criminally Related Matters</b>	2024	1	3	2	13	-	-	-	-	-	-	-	-	19	-34%	19
	2023	11	5	12	1	-	2	3	3	8	-	2	8	29	▼	55
<b>Probates/Wills &amp; Trusts - Level 2</b>	2024	-	-	-	-	-	-	-	-	-	-	-	-	0	-100%	0
	2023	-	-	1	-	-	1	-	1	-	-	1	-	1	▼	4
<b>Protective Orders</b>	2024	-	-	-	-	-	-	-	-	-	-	-	-	0	0	0
	2023	-	-	-	-	-	-	-	-	-	1	-	-	0	↔	1
<b>Uncontested Divorce</b>	2024	1	2	5	4	-	-	-	-	-	-	-	-	12	0%	12
	2023	2	7	2	1	4	-	-	3	6	2	2	2	12	↔	31

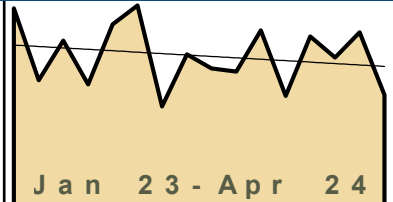
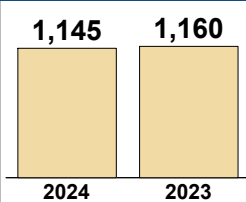
This report reflects data in the case management system. Numbers will update accordingly as reports are refreshed and posted.

# CPSS-CCMS-10.01 CASELOAD STATISTICS OF THE CIRCUIT COURTS

Fredericksburg

January 2023 -- April 2024 Filings

Alexandria and Fairfax Circuit are not Included in State Totals

Dashboard	Monthly Filings Summary	Jan --- Apr Filings
<p><b>Court:</b> Fredericksburg Circuit  <b>Start/End Date:</b> Jan-23 / Apr-24  <b>2023 Average Month:</b> 285  <b>Jan-Apr 2023:</b> 1,160  <b>Filings Trending:</b> ↔</p>	<p><b>Circuit/Court ID:</b> 15 215630  <b>Type of Case:</b> Filings  <b>2024 Average Month:</b> 286  <b>Jan-Apr 2024 :</b> 1,145  <b>Overall AVG. Month:</b> 285</p>  <p style="text-align: center;">Jan 23 - Apr 24</p>	<p style="text-align: center;"><b>1,145</b>    <b>1,160</b></p>  <p style="text-align: center;">2024    2023</p>

Filings by Division																
Divisions		Jan	Feb	Mar	Apr	May	Jun	Jul	Aug	Sep	Oct	Nov	Dec	Thru Apr	% Change	Total
<b>Total</b>	2024	322	282	330	211	-	-	-	-	-	-	-	-	1,145	-1%	1,145
	2023	376	239	314	231	345	381	189	288	261	255	334	209	1,160	▼	3,422
<b>Civil</b>	2024	46	44	39	30	-	-	-	-	-	-	-	-	159	-28%	159
	2023	52	52	68	50	55	61	51	50	52	35	33	21	222	▼	580
<b>Criminal</b>	2024	198	135	214	106	-	-	-	-	-	-	-	-	653	4%	653
	2023	236	130	156	104	216	245	71	150	141	155	224	145	626	▲	1,973
<b>Concealed Handgun Permits</b>	2024	36	39	25	26	-	-	-	-	-	-	-	-	126	-1%	126
	2023	28	27	30	42	28	23	26	23	24	20	37	15	127	▼	323
<b>Miscellaneous/Other</b>	2024	42	63	52	49	-	-	-	-	-	-	-	-	206	13%	206
	2023	58	30	60	35	46	52	41	65	42	45	40	28	183	▲	542
<b>Others</b>	2024	-	1	-	-	-	-	-	-	-	-	-	-	1	-50%	1
	2023	2	-	-	-	-	-	-	-	2	-	-	-	2	▼	4

Filings by Case Category																
Case Categories		Jan	Feb	Mar	Apr	May	Jun	Jul	Aug	Sep	Oct	Nov	Dec	Thru Apr	% Change	Total
<b>Administrative Law</b>	2024	-	-	-	-	-	-	-	-	-	-	-	-	0	-100%	0
	2023	1	-	-	1	-	1	-	1	1	-	1	1	2	▼	7
<b>Capital Murder</b>	2024	-	-	-	-	-	-	-	-	-	-	-	-	0	0	0
	2023	-	-	-	-	-	-	-	-	-	1	-	-	0	↔	1
<b>Contested Divorce</b>	2024	7	4	7	1	-	-	-	-	-	-	-	-	19	6%	19
	2023	6	5	3	4	8	7	7	6	9	4	7	3	18	▲	69
<b>Domestic and Family - Level 1</b>	2024	4	7	4	-	-	-	-	-	-	-	-	-	15	-48%	15
	2023	14	5	6	4	3	4	3	-	3	-	-	-	29	▼	42
<b>Domestic and Family - Level 2</b>	2024	16	11	-	14	-	-	-	-	-	-	-	-	41	17%	41
	2023	4	9	10	12	14	18	6	10	12	13	5	1	35	▲	114
<b>Felonies and Related Matters</b>	2024	120	87	113	61	-	-	-	-	-	-	-	-	381	-11%	381
	2023	160	93	100	77	136	161	42	105	95	90	112	83	430	▼	1,254
<b>General Civil - Level 1</b>	2024	2	-	1	1	-	-	-	-	-	-	-	-	4	-56%	4
	2023	2	1	1	5	1	1	1	-	3	-	2	-	9	▼	17
<b>General Civil - Level 2</b>	2024	3	3	7	1	-	-	-	-	-	-	-	-	14	-75%	14
	2023	10	15	19	11	9	10	18	19	8	7	8	6	55	▼	140
<b>General Civil - Level 3</b>	2024	2	1	5	5	-	-	-	-	-	-	-	-	13	-38%	13
	2023	5	5	6	5	3	2	4	2	1	4	1	2	21	▼	40
<b>Miscellaneous Civil</b>	2024	53	61	41	46	-	-	-	-	-	-	-	-	201	-5%	201
	2023	56	49	52	55	42	54	35	48	49	34	51	27	212	▼	552
<b>Misdemeanor</b>	2024	67	42	100	32	-	-	-	-	-	-	-	-	241	39%	241
	2023	70	29	50	24	70	76	23	40	39	57	108	53	173	▲	639
<b>Other</b>	2024	25	43	40	26	-	-	-	-	-	-	-	-	134	37%	134
	2023	29	9	42	18	34	21	30	37	18	28	25	17	98	▲	308
<b>Other Criminally Related Matters</b>	2024	11	6	2	13	-	-	-	-	-	-	-	-	32	33%	32
	2023	7	8	6	3	10	8	6	7	7	8	4	9	24	▲	83
<b>Probates/Wills &amp; Trusts - Level 1</b>	2024	-	-	-	-	-	-	-	-	-	-	-	-	0	0	0
	2023	-	-	-	-	-	1	-	-	-	-	-	-	0	↔	1
<b>Probates/Wills &amp; Trusts - Level 2</b>	2024	1	-	1	-	-	-	-	-	-	-	-	-	2	-71%	2
	2023	2	1	3	1	1	1	1	1	1	-	-	-	7	▼	12
<b>Uncontested Divorce</b>	2024	11	17	9	11	-	-	-	-	-	-	-	-	48	2%	48
	2023	10	10	16	11	14	16	13	12	15	9	10	7	47	▲	143

This report reflects data in the case management system. Numbers will update accordingly as reports are refreshed and posted.

Dashboard	Monthly Filings Summary	Jan --- Apr Filings
<p><b>Court:</b> Albemarle Circuit  <b>Start/End Date:</b> Jan-23 / Apr-24  <b>2023 Average Month:</b> 330  <b>Jan-Apr 2023:</b> 1,431  <b>Filings Trending:</b> ▼</p>	<p><b>Circuit/Court ID:</b> 16 216003  <b>Type of Case:</b> Filings  <b>2024 Average Month:</b> 315  <b>Jan-Apr 2024 :</b> 1,258  <b>Overall AVG. Month:</b> 326</p>	

Filings by Division																
Divisions		Jan	Feb	Mar	Apr	May	Jun	Jul	Aug	Sep	Oct	Nov	Dec	Thru Apr	% Change	Total
<b>Total</b>	2024	333	298	316	311	-	-	-	-	-	-	-	-	1,258	-12%	1,258
	2023	381	371	371	308	347	305	300	303	308	310	305	350	1,431	▼	3,959
<b>Civil</b>	2024	63	50	66	50	-	-	-	-	-	-	-	-	229	8%	229
	2023	48	60	49	55	65	51	60	49	49	65	63	44	212	▲	658
<b>Criminal</b>	2024	27	52	35	32	-	-	-	-	-	-	-	-	146	-39%	146
	2023	37	89	63	52	43	45	45	53	60	48	43	65	241	▼	643
<b>Concealed Handgun Permits</b>	2024	105	86	104	93	-	-	-	-	-	-	-	-	388	-15%	388
	2023	129	105	135	88	94	82	78	88	91	78	89	83	457	▼	1,140
<b>Miscellaneous/ Other</b>	2024	137	109	111	132	-	-	-	-	-	-	-	-	489	-5%	489
	2023	167	116	122	110	140	124	116	111	108	118	110	155	515	▼	1,497
<b>Others</b>	2024	1	1	-	4	-	-	-	-	-	-	-	-	6	0%	6
	2023	-	1	2	3	5	3	1	2	-	-	-	3	6	↔	21

Filings by Case Category																
Case Categories		Jan	Feb	Mar	Apr	May	Jun	Jul	Aug	Sep	Oct	Nov	Dec	Thru Apr	% Change	Total
<b>Administrative Law</b>	2024	-	1	-	-	-	-	-	-	-	-	-	-	1	-80%	1
	2023	-	-	1	4	-	-	2	1	-	-	-	-	5	▼	8
<b>Capital Murder</b>	2024	-	-	-	-	-	-	-	-	-	-	-	-	0	0	0
	2023	-	-	-	-	6	-	-	-	-	-	-	-	0	↔	6
<b>Contested Divorce</b>	2024	6	8	5	8	-	-	-	-	-	-	-	-	27	-10%	27
	2023	6	5	12	7	7	7	3	6	7	5	3	3	30	▼	71
<b>Domestic and Family - Level 1</b>	2024	4	-	7	1	-	-	-	-	-	-	-	-	12	-54%	12
	2023	10	10	3	3	7	1	15	-	5	14	6	4	26	▼	78
<b>Domestic and Family - Level 2</b>	2024	6	7	5	5	-	-	-	-	-	-	-	-	23	283%	23
	2023	2	1	1	2	5	4	4	5	2	6	2	8	6	▲	42
<b>Felonies and Related Matters</b>	2024	21	39	22	18	-	-	-	-	-	-	-	-	100	-49%	100
	2023	32	75	49	41	29	32	33	49	47	35	36	63	197	▼	521
<b>General Civil - Level 1</b>	2024	1	1	1	-	-	-	-	-	-	-	-	-	3	-40%	3
	2023	1	1	1	2	2	1	-	-	2	2	4	2	5	▼	18
<b>General Civil - Level 2</b>	2024	20	13	20	11	-	-	-	-	-	-	-	-	64	52%	64
	2023	12	10	6	14	16	12	10	14	15	21	11	6	42	▲	147
<b>General Civil - Level 3</b>	2024	8	6	4	7	-	-	-	-	-	-	-	-	25	32%	25
	2023	5	7	4	3	1	6	4	5	3	7	18	6	19	▲	69
<b>Miscellaneous Civil</b>	2024	136	132	145	147	-	-	-	-	-	-	-	-	560	-8%	560
	2023	166	136	180	124	139	128	119	121	130	121	125	121	606	▼	1,610
<b>Misdemeanor</b>	2024	5	11	9	12	-	-	-	-	-	-	-	-	37	3%	37
	2023	5	11	13	7	5	10	12	3	13	9	5	2	36	▲	95
<b>Other</b>	2024	102	61	67	80	-	-	-	-	-	-	-	-	310	-14%	310
	2023	125	81	79	75	100	82	75	82	63	71	71	115	360	▼	1,019
<b>Other Criminally Related Matters</b>	2024	2	2	4	3	-	-	-	-	-	-	-	-	11	38%	11
	2023	-	3	1	4	3	3	-	1	-	4	3	-	8	▲	22
<b>Probates/Wills &amp; Trusts - Level 1</b>	2024	-	-	-	-	-	-	-	-	-	-	-	-	0	-100%	0
	2023	-	1	-	-	-	3	-	1	-	-	1	-	1	▼	6
<b>Probates/Wills &amp; Trusts - Level 2</b>	2024	4	2	7	6	-	-	-	-	-	-	-	-	19	73%	19
	2023	6	3	2	-	9	3	3	3	3	3	4	5	11	▲	44
<b>Protective Orders</b>	2024	2	-	-	-	-	-	-	-	-	-	-	-	2	100%	2
	2023	-	1	-	-	1	-	1	-	-	-	-	-	1	▲	3
<b>Uncontested Divorce</b>	2024	16	15	20	13	-	-	-	-	-	-	-	-	64	-18%	64
	2023	11	26	19	22	17	13	19	12	18	12	16	15	78	▼	200

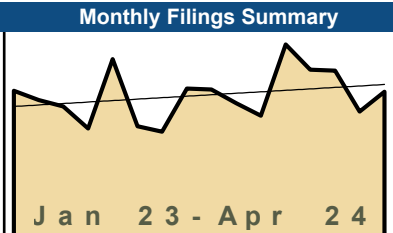
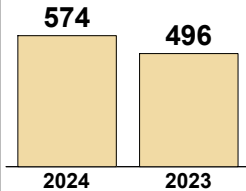
This report reflects data in the case management system. Numbers will update accordingly as reports are refreshed and posted.



Dashboard		Monthly Filings Summary		Jan --- Apr Filings							
<p><b>Court:</b> Culpeper Circuit  <b>Start/End Date:</b> Jan-23 / Apr-24  <b>2023 Average Month:</b> 286  <b>Jan-Apr 2023:</b> 1,144  <b>Filings Trending:</b> ↔</p>	<p><b>Circuit/Court ID:</b> 16 216047  <b>Type of Case:</b> Filings  <b>2024 Average Month:</b> 280  <b>Jan-Apr 2024 :</b> 1,119  <b>Overall AVG. Month:</b> 285</p>	<p style="text-align: center; font-weight: bold; font-size: 1.2em;">Jan 23 - Apr 24</p>		<table style="margin: auto;"> <tr> <td style="text-align: center; width: 50px;"><b>1,119</b></td> <td style="text-align: center; width: 50px;"><b>1,144</b></td> </tr> <tr> <td style="text-align: center; width: 50px;"></td> <td style="text-align: center; width: 50px;"></td> </tr> <tr> <td style="text-align: center; width: 50px;"><b>2024</b></td> <td style="text-align: center; width: 50px;"><b>2023</b></td> </tr> </table>		<b>1,119</b>	<b>1,144</b>			<b>2024</b>	<b>2023</b>
<b>1,119</b>	<b>1,144</b>										
<b>2024</b>	<b>2023</b>										

Filings by Division																
Divisions		Jan	Feb	Mar	Apr	May	Jun	Jul	Aug	Sep	Oct	Nov	Dec	Thru Apr	% Change	Total
<b>Total</b>	2024	244	299	274	302	-	-	-	-	-	-	-	-	1,119	-2%	1,119
	2023	293	264	321	266	306	333	283	302	261	294	244	269	1,144	▼	3,436
<b>Civil</b>	2024	34	47	41	60	-	-	-	-	-	-	-	-	182	-1%	182
	2023	41	52	51	39	52	49	45	38	47	34	25	39	183	▼	512
<b>Criminal</b>	2024	84	121	106	129	-	-	-	-	-	-	-	-	440	-10%	440
	2023	124	97	137	131	140	157	142	163	114	133	122	132	489	▼	1,592
<b>Concealed Handgun Permits</b>	2024	102	99	110	88	-	-	-	-	-	-	-	-	399	5%	399
	2023	105	94	110	72	90	89	77	73	75	96	76	83	381	▲	1,040
<b>Miscellaneous/ Other</b>	2024	24	32	17	25	-	-	-	-	-	-	-	-	98	8%	98
	2023	23	21	23	24	24	38	19	28	25	31	21	15	91	▲	292

Filings by Case Category																
Case Categories		Jan	Feb	Mar	Apr	May	Jun	Jul	Aug	Sep	Oct	Nov	Dec	Thru Apr	% Change	Total
<b>Administrative Law</b>	2024	-	-	1	-	-	-	-	-	-	-	-	-	1	1	1
	2023	-	-	-	-	-	-	-	-	2	-	-	-	0	↔	2
<b>Capital Murder</b>	2024	-	-	-	-	-	-	-	-	-	-	-	-	0	0	0
	2023	-	-	-	-	-	-	-	-	5	-	-	-	0	↔	5
<b>Contested Divorce</b>	2024	7	7	13	11	-	-	-	-	-	-	-	-	38	0%	38
	2023	9	9	13	7	7	4	4	3	7	6	3	7	38	↔	79
<b>Domestic and Family - Level 1</b>	2024	4	6	2	14	-	-	-	-	-	-	-	-	26	8%	26
	2023	-	14	4	6	1	20	21	9	7	-	6	17	24	▲	105
<b>Domestic and Family - Level 2</b>	2024	1	6	1	2	-	-	-	-	-	-	-	-	10	0%	10
	2023	3	1	3	3	5	4	1	4	3	6	2	-	10	↔	35
<b>Felonies and Related Matters</b>	2024	64	84	77	90	-	-	-	-	-	-	-	-	315	-11%	315
	2023	87	70	93	102	95	114	90	124	80	94	76	99	352	▼	1,124
<b>General Civil - Level 1</b>	2024	1	-	-	-	-	-	-	-	-	-	-	-	1	0%	1
	2023	-	-	-	1	3	-	-	-	1	-	-	-	1	↔	5
<b>General Civil - Level 2</b>	2024	3	8	5	11	-	-	-	-	-	-	-	-	27	50%	27
	2023	3	6	4	5	6	6	3	4	9	5	5	3	18	▲	59
<b>General Civil - Level 3</b>	2024	5	1	-	3	-	-	-	-	-	-	-	-	9	13%	9
	2023	2	2	3	1	4	1	-	3	1	1	1	1	8	▲	20
<b>Miscellaneous Civil</b>	2024	125	130	122	112	-	-	-	-	-	-	-	-	489	5%	489
	2023	127	113	132	95	113	122	94	101	98	126	97	97	467	▲	1,315
<b>Misdemeanor</b>	2024	21	35	25	38	-	-	-	-	-	-	-	-	119	-7%	119
	2023	33	26	43	26	43	42	46	35	27	35	43	33	128	▼	432
<b>Other</b>	2024	1	3	4	-	-	-	-	-	-	-	-	-	8	33%	8
	2023	4	-	-	2	2	4	-	-	3	-	1	2	6	▲	18
<b>Other Criminally Related Matters</b>	2024	-	2	4	1	-	-	-	-	-	-	-	-	7	-22%	7
	2023	4	1	1	3	2	1	6	4	2	4	3	-	9	▼	31
<b>Probates/Wills &amp; Trusts - Level 1</b>	2024	1	2	-	-	-	-	-	-	-	-	-	-	3	200%	3
	2023	-	-	1	-	-	-	-	-	-	-	-	-	1	▲	1
<b>Probates/Wills &amp; Trusts - Level 2</b>	2024	-	2	-	2	-	-	-	-	-	-	-	-	4	-56%	4
	2023	1	1	6	1	-	-	1	2	1	-	1	1	9	▼	15
<b>Uncontested Divorce</b>	2024	11	13	20	18	-	-	-	-	-	-	-	-	62	-15%	62
	2023	20	21	18	14	25	15	17	12	16	17	6	9	73	▼	190

Dashboard	Monthly Filings Summary	Jan --- Apr Filings
<p><b>Court:</b> Fluvanna Circuit  <b>Start/End Date:</b> Jan-23 / Apr-24  <b>2023 Average Month:</b> 131  <b>Jan-Apr 2023:</b> 496  <b>Filings Trending:</b> ▲</p>	<p><b>Circuit/Court ID:</b> 16 216065  <b>Type of Case:</b> Filings  <b>2024 Average Month:</b> 144  <b>Jan-Apr 2024 :</b> 574  <b>Overall AVG. Month:</b> 134</p>	 <p style="text-align: center;">Jan 23 - Apr 24</p>
		<p><b>574</b>      <b>496</b></p>  <p style="text-align: center;">2024      2023</p>

Filings by Division																
Divisions		Jan	Feb	Mar	Apr	May	Jun	Jul	Aug	Sep	Oct	Nov	Dec	Thru Apr	% Change	Total
<b>Total</b>	2024	159	158	119	138	-	-	-	-	-	-	-	-	574	16%	574
	2023	139	130	124	103	169	105	100	141	140	127	115	183	496	▲	1,576
<b>Civil</b>	2024	14	19	14	9	-	-	-	-	-	-	-	-	56	-5%	56
	2023	11	13	21	14	16	11	7	15	16	9	17	13	59	▼	163
<b>Criminal</b>	2024	30	48	15	54	-	-	-	-	-	-	-	-	147	71%	147
	2023	27	23	18	18	53	32	24	58	29	47	30	27	86	▲	386
<b>Concealed Handgun Permits</b>	2024	82	59	68	44	-	-	-	-	-	-	-	-	253	7%	253
	2023	70	60	64	43	67	38	52	35	49	39	49	38	237	▲	604
<b>Miscellaneous/ Other</b>	2024	32	32	22	31	-	-	-	-	-	-	-	-	117	4%	117
	2023	31	34	21	26	32	24	17	33	45	32	19	105	112	▲	419
<b>Others</b>	2024	1	-	-	-	-	-	-	-	-	-	-	-	1	-50%	1
	2023	-	-	-	2	1	-	-	-	1	-	-	-	2	▼	4

Filings by Case Category																
Case Categories		Jan	Feb	Mar	Apr	May	Jun	Jul	Aug	Sep	Oct	Nov	Dec	Thru Apr	% Change	Total
<b>Administrative Law</b>	2024	-	-	1	-	-	-	-	-	-	-	-	-	1	1	1
	2023	-	-	-	-	-	-	-	-	-	-	-	-	0	↔	0
<b>Contested Divorce</b>	2024	3	1	1	2	-	-	-	-	-	-	-	-	7	-36%	7
	2023	3	4	2	2	3	1	1	2	3	1	1	-	11	▼	23
<b>Domestic and Family - Level 1</b>	2024	5	-	1	-	-	-	-	-	-	-	-	-	6	-65%	6
	2023	-	3	10	4	-	-	1	-	2	-	6	-	17	▼	26
<b>Domestic and Family - Level 2</b>	2024	1	4	3	2	-	-	-	-	-	-	-	-	10	43%	10
	2023	4	1	-	2	1	-	2	3	3	1	3	1	7	▲	21
<b>Felonies and Related Matters</b>	2024	12	37	8	43	-	-	-	-	-	-	-	-	100	72%	100
	2023	12	18	12	16	37	22	15	47	23	31	24	21	58	▲	278
<b>General Civil - Level 2</b>	2024	2	2	1	1	-	-	-	-	-	-	-	-	6	-14%	6
	2023	2	3	-	2	1	1	-	5	2	1	2	4	7	▼	23
<b>General Civil - Level 3</b>	2024	1	4	-	2	-	-	-	-	-	-	-	-	7	250%	7
	2023	1	1	-	-	4	1	1	1	4	1	1	2	2	▲	17
<b>Miscellaneous Civil</b>	2024	94	74	80	63	-	-	-	-	-	-	-	-	311	13%	311
	2023	75	72	74	54	91	46	58	47	73	60	57	104	275	▲	811
<b>Misdemeanor</b>	2024	15	4	6	10	-	-	-	-	-	-	-	-	35	46%	35
	2023	11	5	6	2	9	10	6	11	4	5	4	6	24	▲	79
<b>Other</b>	2024	21	17	10	12	-	-	-	-	-	-	-	-	60	-18%	60
	2023	25	20	11	17	9	17	10	21	21	11	10	38	73	▼	210
<b>Other Criminally Related Matters</b>	2024	3	7	1	1	-	-	-	-	-	-	-	-	12	200%	12
	2023	4	-	-	-	7	-	3	1	2	11	2	-	4	▲	30
<b>Probates/Wills &amp; Trusts - Level 1</b>	2024	-	-	-	-	-	-	-	-	-	-	-	-	0	0	0
	2023	-	-	-	-	-	-	1	-	-	-	-	-	0	↔	1
<b>Probates/Wills &amp; Trusts - Level 2</b>	2024	-	2	2	-	-	-	-	-	-	-	-	-	4	4	4
	2023	-	-	-	-	-	-	-	-	-	1	-	-	0	↔	1
<b>Uncontested Divorce</b>	2024	2	6	5	2	-	-	-	-	-	-	-	-	15	-17%	15
	2023	2	3	9	4	7	7	2	3	3	4	5	7	18	▼	56

Dashboard		Monthly Filings Summary		Jan --- Apr Filings	
<p><b>Court:</b> Goochland Circuit  <b>Start/End Date:</b> Jan-23 / Apr-24  <b>2023 Average Month:</b> 116  <b>Jan-Apr 2023:</b> 542  <b>Filings Trending:</b> ▼</p>	<p><b>Circuit/Court ID:</b> 16 216075  <b>Type of Case:</b> Filings  <b>2024 Average Month:</b> 101  <b>Jan-Apr 2024 :</b> 405  <b>Overall AVG. Month:</b> 112</p>	<p style="text-align: center; font-weight: bold; font-size: 1.2em;">Jan 23 - Apr 24</p>		<p style="text-align: center; font-weight: bold; font-size: 1.2em;">405      542</p> <p style="text-align: center;">2024      2023</p>	

Filings by Division																
Divisions		Jan	Feb	Mar	Apr	May	Jun	Jul	Aug	Sep	Oct	Nov	Dec	Thru Apr	% Change	Total
<b>Total</b>	2024	107	84	111	103	-	-	-	-	-	-	-	-	405	-25%	405
	2023	141	122	144	135	169	80	109	109	76	119	85	103	542	▼	1,392
<b>Civil</b>	2024	8	7	15	14	-	-	-	-	-	-	-	-	44	-48%	44
	2023	28	15	25	16	14	9	13	14	16	14	12	12	84	▼	188
<b>Criminal</b>	2024	13	20	36	22	-	-	-	-	-	-	-	-	91	-10%	91
	2023	10	24	30	37	74	17	35	28	7	32	17	26	101	▼	337
<b>Concealed Handgun Permits</b>	2024	68	47	50	51	-	-	-	-	-	-	-	-	216	-27%	216
	2023	90	66	76	62	75	44	47	55	43	62	49	58	294	▼	727
<b>Miscellaneous/ Other</b>	2024	18	10	10	16	-	-	-	-	-	-	-	-	54	-14%	54
	2023	13	17	13	20	6	10	14	12	10	11	7	7	63	▼	140

Filings by Case Category																
Case Categories		Jan	Feb	Mar	Apr	May	Jun	Jul	Aug	Sep	Oct	Nov	Dec	Thru Apr	% Change	Total
<b>Administrative Law</b>	2024	-	-	-	1	-	-	-	-	-	-	-	-	1	1	1
	2023	-	-	-	-	-	-	1	2	-	-	-	-	0	↔	3
<b>Capital Murder</b>	2024	-	3	-	-	-	-	-	-	-	-	-	-	3	200%	3
	2023	-	-	-	1	-	-	-	-	-	-	-	-	1	▲	1
<b>Contested Divorce</b>	2024	1	1	4	4	-	-	-	-	-	-	-	-	10	0%	10
	2023	3	2	4	1	-	2	-	2	4	2	-	-	10	↔	20
<b>Domestic and Family - Level 1</b>	2024	-	-	-	-	-	-	-	-	-	-	-	-	0	-100%	0
	2023	2	-	-	-	1	1	-	2	-	4	3	-	2	▼	13
<b>Domestic and Family - Level 2</b>	2024	-	-	1	1	-	-	-	-	-	-	-	-	2	0%	2
	2023	-	1	1	-	1	-	-	-	-	1	-	1	2	↔	5
<b>Felonies and Related Matters</b>	2024	8	11	28	10	-	-	-	-	-	-	-	-	57	-5%	57
	2023	5	14	12	29	58	10	7	8	3	17	8	12	60	▼	183
<b>General Civil - Level 1</b>	2024	-	-	2	-	-	-	-	-	-	-	-	-	2	0%	2
	2023	1	-	1	-	-	-	-	-	-	-	-	-	2	↔	2
<b>General Civil - Level 2</b>	2024	5	2	4	5	-	-	-	-	-	-	-	-	16	-63%	16
	2023	18	8	8	9	10	6	3	6	5	1	4	4	43	▼	82
<b>General Civil - Level 3</b>	2024	-	2	3	-	-	-	-	-	-	-	-	-	5	-64%	5
	2023	2	1	7	4	-	1	-	3	2	4	5	2	14	▼	31
<b>Miscellaneous Civil</b>	2024	82	57	59	64	-	-	-	-	-	-	-	-	262	-24%	262
	2023	101	81	89	76	81	51	60	63	49	70	53	65	347	▼	839
<b>Misdemeanor</b>	2024	5	5	7	7	-	-	-	-	-	-	-	-	24	-23%	24
	2023	3	8	16	4	10	4	22	16	4	11	8	12	31	▼	118
<b>Other</b>	2024	-	-	-	1	-	-	-	-	-	-	-	-	1	-88%	1
	2023	2	1	-	5	-	2	2	-	1	1	1	1	8	▼	16
<b>Other Criminally Related Matters</b>	2024	1	1	1	5	-	-	-	-	-	-	-	-	8	-20%	8
	2023	2	3	2	3	6	3	6	4	-	4	1	2	10	▼	36
<b>Probates/Wills &amp; Trusts - Level 2</b>	2024	1	-	-	-	-	-	-	-	-	-	-	-	1	0%	1
	2023	-	-	-	1	-	-	-	-	-	-	-	1	1	↔	2
<b>Uncontested Divorce</b>	2024	4	2	2	5	-	-	-	-	-	-	-	-	13	18%	13
	2023	2	3	4	2	2	-	8	3	8	4	2	3	11	▲	41

Dashboard		Monthly Filings Summary		Jan --- Apr Filings	
<b>Court:</b> Greene Circuit	<b>Circuit/Court ID:</b> 16 216079				
<b>Start/End Date:</b> Jan-23 / Apr-24	<b>Type of Case:</b> Filings				
<b>2023 Average Month:</b> 127	<b>2024 Average Month:</b> 124				
<b>Jan-Apr 2023:</b> 536	<b>Jan-Apr 2024 :</b> 494				
<b>Filings Trending:</b> ▼	<b>Overall AVG. Month:</b> 126				

Filings by Division																
Divisions		Jan	Feb	Mar	Apr	May	Jun	Jul	Aug	Sep	Oct	Nov	Dec	Thru Apr	% Change	Total
<b>Total</b>	2024	75	157	134	128	-	-	-	-	-	-	-	-	494	-8%	494
	2023	112	136	149	139	107	110	106	158	116	132	92	162	536	▼	1,519
<b>Civil</b>	2024	9	5	14	8	-	-	-	-	-	-	-	-	36	-36%	36
	2023	7	8	13	28	23	10	10	11	20	8	10	6	56	▼	154
<b>Criminal</b>	2024	10	60	43	33	-	-	-	-	-	-	-	-	146	-17%	146
	2023	31	51	43	51	16	52	25	67	33	39	15	46	176	▼	469
<b>Concealed Handgun Permits</b>	2024	43	73	51	55	-	-	-	-	-	-	-	-	222	3%	222
	2023	54	56	65	40	42	26	50	55	44	54	46	31	215	▲	563
<b>Miscellaneous/ Other</b>	2024	13	19	26	30	-	-	-	-	-	-	-	-	88	-1%	88
	2023	20	21	28	20	26	22	21	25	19	30	21	79	89	▼	332
<b>Others</b>	2024	-	-	-	2	-	-	-	-	-	-	-	-	2	2	2
	2023	-	-	-	-	-	-	-	-	-	1	-	-	0	↔	1

Filings by Case Category																
Case Categories		Jan	Feb	Mar	Apr	May	Jun	Jul	Aug	Sep	Oct	Nov	Dec	Thru Apr	% Change	Total
<b>Administrative Law</b>	2024	-	-	-	-	-	-	-	-	-	-	-	-	0	-100%	0
	2023	1	-	-	1	-	1	-	-	-	-	1	-	2	▼	4
<b>Contested Divorce</b>	2024	1	3	4	-	-	-	-	-	-	-	-	-	8	14%	8
	2023	-	-	6	1	2	-	3	-	3	1	1	3	7	▲	20
<b>Domestic and Family - Level 1</b>	2024	-	-	4	1	-	-	-	-	-	-	-	-	5	-67%	5
	2023	-	-	1	14	9	3	-	4	11	1	2	-	15	▼	45
<b>Domestic and Family - Level 2</b>	2024	-	-	-	1	-	-	-	-	-	-	-	-	1	-50%	1
	2023	1	-	1	-	1	1	-	2	-	-	2	-	2	▼	8
<b>Felonies and Related Matters</b>	2024	4	42	30	19	-	-	-	-	-	-	-	-	95	-25%	95
	2023	23	31	32	41	13	29	18	32	24	22	10	39	127	▼	314
<b>General Civil - Level 1</b>	2024	-	1	-	-	-	-	-	-	-	-	-	-	1	1	1
	2023	-	-	-	-	-	-	-	-	-	-	-	-	0	↔	0
<b>General Civil - Level 2</b>	2024	2	-	3	1	-	-	-	-	-	-	-	-	6	-25%	6
	2023	1	3	1	3	4	1	2	1	3	1	2	-	8	▼	22
<b>General Civil - Level 3</b>	2024	2	1	1	-	-	-	-	-	-	-	-	-	4	33%	4
	2023	-	-	1	2	1	1	-	-	2	1	-	1	3	▲	9
<b>Miscellaneous Civil</b>	2024	49	79	66	70	-	-	-	-	-	-	-	-	264	2%	264
	2023	65	67	81	45	55	38	59	63	53	65	52	39	258	▲	682
<b>Misdemeanor</b>	2024	6	15	6	12	-	-	-	-	-	-	-	-	39	5%	39
	2023	5	15	10	7	2	23	5	32	8	13	4	7	37	▲	131
<b>Other</b>	2024	6	13	9	18	-	-	-	-	-	-	-	-	46	2%	46
	2023	9	10	11	15	13	10	9	17	8	19	14	70	45	▲	205
<b>Other Criminally Related Matters</b>	2024	-	3	7	2	-	-	-	-	-	-	-	-	12	0%	12
	2023	3	5	1	3	1	-	2	3	1	4	1	-	12	↔	24
<b>Probates/Wills &amp; Trusts - Level 1</b>	2024	-	-	-	-	-	-	-	-	-	-	-	-	0	0	0
	2023	-	-	-	-	-	-	-	-	-	-	-	1	0	↔	1
<b>Probates/Wills &amp; Trusts - Level 2</b>	2024	-	-	-	-	-	-	-	-	-	-	-	-	0	-100%	0
	2023	1	1	-	-	1	-	1	-	-	-	-	-	2	▼	4
<b>Protective Orders</b>	2024	-	-	-	-	-	-	-	-	-	-	-	-	0	0	0
	2023	-	-	-	-	-	-	-	-	-	1	-	-	0	↔	1
<b>Uncontested Divorce</b>	2024	5	-	4	4	-	-	-	-	-	-	-	-	13	-28%	13
	2023	3	4	4	7	5	3	7	4	3	4	3	2	18	▼	49

This report reflects data in the case management system. Numbers will update accordingly as reports are refreshed and posted.

CPSS-CCMS-10.01 CASELOAD STATISTICS OF THE CIRCUIT COURTS

Louisa

January 2023 -- April 2024 Filings

Alexandria and Fairfax Circuit are not Included in State Totals

Dashboard		Monthly Filings Summary		Jan --- Apr Filings	
<b>Court:</b> Louisa Circuit	<b>Circuit/Court ID:</b> 16 216109				
<b>Start/End Date:</b> Jan-23 / Apr-24	<b>Type of Case:</b> Filings				
<b>2023 Average Month:</b> 223	<b>2024 Average Month:</b> 215				
<b>Jan-Apr 2023:</b> 948	<b>Jan-Apr 2024 :</b> 859				
<b>Filings Trending:</b> ▼	<b>Overall AVG. Month:</b> 221				

Filings by Division																
Divisions		Jan	Feb	Mar	Apr	May	Jun	Jul	Aug	Sep	Oct	Nov	Dec	Thru Apr	% Change	Total
<b>Total</b>	2024	237	181	245	196	-	-	-	-	-	-	-	-	859	-9%	859
	2023	238	215	335	160	269	175	186	215	215	260	210	198	948	▼	2,676
<b>Civil</b>	2024	21	18	26	33	-	-	-	-	-	-	-	-	98	2%	98
	2023	25	24	32	15	20	26	33	29	17	35	29	21	96	▲	306
<b>Criminal</b>	2024	83	55	95	65	-	-	-	-	-	-	-	-	298	-1%	298
	2023	54	54	155	39	135	56	65	70	83	93	67	47	302	▼	918
<b>Concealed Handgun Permits</b>	2024	81	84	110	80	-	-	-	-	-	-	-	-	355	-8%	355
	2023	108	104	99	76	80	66	60	77	80	87	78	88	387	▼	1,003
<b>Miscellaneous/ Other</b>	2024	52	24	13	18	-	-	-	-	-	-	-	-	107	-34%	107
	2023	51	33	48	30	34	27	28	39	35	45	36	42	162	▼	448
<b>Others</b>	2024	-	-	1	-	-	-	-	-	-	-	-	-	1	0%	1
	2023	-	-	1	-	-	-	-	-	-	-	-	-	1	↔	1

Filings by Case Category																
Case Categories		Jan	Feb	Mar	Apr	May	Jun	Jul	Aug	Sep	Oct	Nov	Dec	Thru Apr	% Change	Total
<b>Administrative Law</b>	2024	-	1	-	-	-	-	-	-	-	-	-	-	1	1	1
	2023	-	-	-	-	-	-	-	-	-	-	-	-	0	↔	0
<b>Capital Murder</b>	2024	1	-	-	-	-	-	-	-	-	-	-	-	1	1	1
	2023	-	-	-	-	-	-	1	-	-	1	-	-	0	↔	2
<b>Contested Divorce</b>	2024	5	-	-	4	-	-	-	-	-	-	-	-	9	-47%	9
	2023	4	6	4	3	2	3	7	7	3	4	4	-	17	▼	47
<b>Domestic and Family - Level 1</b>	2024	1	-	13	5	-	-	-	-	-	-	-	-	19	46%	19
	2023	1	-	10	2	1	-	2	-	1	12	3	6	13	▲	38
<b>Domestic and Family - Level 2</b>	2024	-	-	1	6	-	-	-	-	-	-	-	-	7	0%	7
	2023	2	2	3	-	-	3	2	1	3	2	5	-	7	↔	23
<b>Felonies and Related Matters</b>	2024	64	36	54	44	-	-	-	-	-	-	-	-	198	-1%	198
	2023	30	32	115	24	105	43	40	46	65	69	52	30	201	▼	651
<b>General Civil - Level 1</b>	2024	-	-	-	1	-	-	-	-	-	-	-	-	1	0%	1
	2023	-	-	-	1	-	-	-	-	-	1	-	-	1	↔	2
<b>General Civil - Level 2</b>	2024	5	4	3	9	-	-	-	-	-	-	-	-	21	133%	21
	2023	3	4	-	2	7	11	11	10	1	7	9	5	9	▲	70
<b>General Civil - Level 3</b>	2024	3	2	5	-	-	-	-	-	-	-	-	-	10	-9%	10
	2023	1	4	4	2	1	-	2	4	1	1	1	1	11	▼	22
<b>Miscellaneous Civil</b>	2024	97	107	122	96	-	-	-	-	-	-	-	-	422	-8%	422
	2023	124	122	123	92	99	72	71	104	98	107	97	104	461	▼	1,213
<b>Misdemeanor</b>	2024	17	16	40	21	-	-	-	-	-	-	-	-	94	-3%	94
	2023	23	19	39	16	28	12	20	23	16	21	13	13	97	▼	243
<b>Other</b>	2024	35	2	1	2	-	-	-	-	-	-	-	-	40	-55%	40
	2023	35	13	29	12	18	21	17	11	17	25	17	31	89	▼	246
<b>Other Criminally Related Matters</b>	2024	2	3	1	1	-	-	-	-	-	-	-	-	7	40%	7
	2023	1	3	1	-	2	1	4	2	2	2	3	4	5	▲	25
<b>Probates/Wills &amp; Trusts - Level 1</b>	2024	-	1	-	-	-	-	-	-	-	-	-	-	1	0%	1
	2023	-	-	1	-	-	-	1	-	-	-	-	-	1	↔	2
<b>Probates/Wills &amp; Trusts - Level 2</b>	2024	-	-	-	1	-	-	-	-	-	-	-	-	1	-86%	1
	2023	2	3	1	1	1	-	2	3	2	3	-	-	7	▼	18
<b>Uncontested Divorce</b>	2024	7	9	5	6	-	-	-	-	-	-	-	-	27	-7%	27
	2023	12	7	5	5	5	9	6	4	6	5	6	4	29	▼	74

This report reflects data in the case management system. Numbers will update accordingly as reports are refreshed and posted.

Dashboard		Monthly Filings Summary		Jan --- Apr Filings	
<p><b>Court:</b> Madison Circuit  <b>Start/End Date:</b> Jan-23 / Apr-24  <b>2023 Average Month:</b> 85  <b>Jan-Apr 2023:</b> 367  <b>Filings Trending:</b> ▼</p>	<p><b>Circuit/Court ID:</b> 16 216113  <b>Type of Case:</b> Filings  <b>2024 Average Month:</b> 81  <b>Jan-Apr 2024 :</b> 324  <b>Overall AVG. Month:</b> 84</p>	<p style="text-align: center; font-weight: bold; font-size: 1.2em;">Jan 23 - Apr 24</p>		<p style="text-align: center; font-weight: bold; font-size: 1.2em;">324      367</p> <p style="text-align: center;">2024      2023</p>	

Filings by Division																
Divisions		Jan	Feb	Mar	Apr	May	Jun	Jul	Aug	Sep	Oct	Nov	Dec	Thru Apr	% Change	Total
<b>Total</b>	2024	66	76	99	83	-	-	-	-	-	-	-	-	324	-12%	324
	2023	88	106	109	64	69	74	61	73	90	67	80	134	367	▼	1,015
<b>Civil</b>	2024	7	4	6	11	-	-	-	-	-	-	-	-	28	-3%	28
	2023	4	8	9	8	7	7	10	6	4	5	4	9	29	▼	81
<b>Criminal</b>	2024	8	20	24	15	-	-	-	-	-	-	-	-	67	-39%	67
	2023	24	38	35	12	11	27	5	17	34	19	24	23	109	▼	269
<b>Concealed Handgun Permits</b>	2024	31	34	40	39	-	-	-	-	-	-	-	-	144	-12%	144
	2023	45	38	48	32	34	23	16	26	30	31	41	38	163	▼	402
<b>Miscellaneous/ Other</b>	2024	20	18	29	18	-	-	-	-	-	-	-	-	85	29%	85
	2023	15	22	17	12	17	17	30	24	22	12	11	64	66	▲	263

Filings by Case Category																
Case Categories		Jan	Feb	Mar	Apr	May	Jun	Jul	Aug	Sep	Oct	Nov	Dec	Thru Apr	% Change	Total
<b>Administrative Law</b>	2024	-	-	-	1	-	-	-	-	-	-	-	-	1	0%	1
	2023	-	-	-	1	-	-	-	1	-	-	-	-	1	↔	2
<b>Contested Divorce</b>	2024	-	2	1	-	-	-	-	-	-	-	-	-	3	50%	3
	2023	-	-	-	2	-	2	1	-	-	-	-	-	2	▲	5
<b>Domestic and Family - Level 1</b>	2024	1	1	-	-	-	-	-	-	-	-	-	-	2	-50%	2
	2023	-	1	1	2	-	-	-	3	1	-	2	3	4	▼	13
<b>Domestic and Family - Level 2</b>	2024	-	-	1	1	-	-	-	-	-	-	-	-	2	0%	2
	2023	1	1	-	-	-	-	-	-	-	-	-	-	2	↔	2
<b>Felonies and Related Matters</b>	2024	6	11	15	9	-	-	-	-	-	-	-	-	41	-49%	41
	2023	17	27	30	6	8	16	3	9	12	11	13	12	80	▼	164
<b>General Civil - Level 1</b>	2024	-	-	-	1	-	-	-	-	-	-	-	-	1	0%	1
	2023	-	1	-	-	-	-	1	-	-	-	-	1	1	↔	3
<b>General Civil - Level 2</b>	2024	3	1	1	2	-	-	-	-	-	-	-	-	7	-22%	7
	2023	1	2	4	2	6	1	3	-	2	2	-	-	9	▼	23
<b>General Civil - Level 3</b>	2024	-	-	1	3	-	-	-	-	-	-	-	-	4	-33%	4
	2023	1	2	3	-	1	1	1	1	-	1	-	4	6	▼	15
<b>Miscellaneous Civil</b>	2024	35	38	51	47	-	-	-	-	-	-	-	-	171	-9%	171
	2023	47	46	52	42	43	29	30	34	37	38	42	43	187	▼	483
<b>Misdemeanor</b>	2024	2	9	6	6	-	-	-	-	-	-	-	-	23	-18%	23
	2023	7	11	4	6	3	9	2	6	21	7	11	10	28	▼	97
<b>Other</b>	2024	17	14	18	10	-	-	-	-	-	-	-	-	59	51%	59
	2023	12	12	13	2	7	11	17	16	15	5	10	59	39	▲	179
<b>Other Criminally Related Matters</b>	2024	-	-	3	-	-	-	-	-	-	-	-	-	3	200%	3
	2023	-	-	1	-	-	2	-	2	1	1	-	1	1	▲	8
<b>Probates/Wills &amp; Trusts - Level 1</b>	2024	-	-	-	-	-	-	-	-	-	-	-	-	0	0	0
	2023	-	-	-	-	-	-	1	-	-	1	-	-	0	↔	2
<b>Probates/Wills &amp; Trusts - Level 2</b>	2024	1	-	2	1	-	-	-	-	-	-	-	-	4	300%	4
	2023	-	-	-	1	1	-	1	-	-	-	-	-	1	▲	3
<b>Uncontested Divorce</b>	2024	1	-	-	2	-	-	-	-	-	-	-	-	3	-50%	3
	2023	2	3	1	-	-	3	1	1	1	1	1	2	6	▼	16

Dashboard		Monthly Filings Summary		Jan --- Apr Filings	
<b>Court:</b> Orange Circuit	<b>Circuit/Court ID:</b> 16 216137				
<b>Start/End Date:</b> Jan-23 / Apr-24	<b>Type of Case:</b> Filings				
<b>2023 Average Month:</b> 176	<b>2024 Average Month:</b> 190				
<b>Jan-Apr 2023:</b> 773	<b>Jan-Apr 2024 :</b> 761				
<b>Filings Trending:</b> ↔	<b>Overall AVG. Month:</b> 179				

Filings by Division																
Divisions		Jan	Feb	Mar	Apr	May	Jun	Jul	Aug	Sep	Oct	Nov	Dec	Thru Apr	% Change	Total
<b>Total</b>	2024	199	178	226	158	-	-	-	-	-	-	-	-	761	-2%	761
	2023	218	164	221	170	152	167	201	187	166	176	189	98	773	▼	2,109
<b>Civil</b>	2024	24	17	21	22	-	-	-	-	-	-	-	-	84	11%	84
	2023	14	17	29	16	18	27	21	20	30	29	27	17	76	▲	265
<b>Criminal</b>	2024	77	50	102	39	-	-	-	-	-	-	-	-	268	16%	268
	2023	82	30	70	49	38	44	109	93	65	47	77	24	231	▲	728
<b>Concealed Handgun Permits</b>	2024	80	99	80	71	-	-	-	-	-	-	-	-	330	-16%	330
	2023	99	106	101	85	75	79	46	59	57	89	71	42	391	▼	909
<b>Miscellaneous/Other</b>	2024	18	12	23	26	-	-	-	-	-	-	-	-	79	7%	79
	2023	22	11	21	20	21	17	25	15	14	11	14	14	74	▲	205
<b>Others</b>	2024	-	-	-	-	-	-	-	-	-	-	-	-	0	-100%	0
	2023	1	-	-	-	-	-	-	-	-	-	-	1	1	▼	2

Filings by Case Category																
Case Categories		Jan	Feb	Mar	Apr	May	Jun	Jul	Aug	Sep	Oct	Nov	Dec	Thru Apr	% Change	Total
<b>Administrative Law</b>	2024	-	-	-	2	-	-	-	-	-	-	-	-	2	2	2
	2023	-	-	-	-	1	-	-	-	-	-	-	1	0	↔	2
<b>Contested Divorce</b>	2024	5	1	1	2	-	-	-	-	-	-	-	-	9	29%	9
	2023	3	2	2	-	5	2	4	3	2	1	3	2	7	▲	29
<b>Domestic and Family - Level 1</b>	2024	3	4	3	3	-	-	-	-	-	-	-	-	13	-13%	13
	2023	3	-	11	1	1	6	2	4	7	9	4	4	15	▼	52
<b>Domestic and Family - Level 2</b>	2024	-	-	-	2	-	-	-	-	-	-	-	-	2	-50%	2
	2023	-	2	-	2	2	-	3	-	1	1	2	1	4	▼	14
<b>Felonies and Related Matters</b>	2024	54	24	63	17	-	-	-	-	-	-	-	-	158	3%	158
	2023	62	13	46	33	26	32	68	58	49	31	52	15	154	▲	485
<b>General Civil - Level 1</b>	2024	-	-	-	-	-	-	-	-	-	-	-	-	0	0	0
	2023	-	-	-	-	-	1	-	1	-	1	-	-	0	↔	3
<b>General Civil - Level 2</b>	2024	4	5	8	9	-	-	-	-	-	-	-	-	26	4%	26
	2023	6	5	9	5	4	4	5	5	5	5	7	1	25	▲	61
<b>General Civil - Level 3</b>	2024	2	-	4	1	-	-	-	-	-	-	-	-	7	-46%	7
	2023	2	6	2	3	5	8	3	3	3	3	3	4	13	▼	45
<b>Miscellaneous Civil</b>	2024	97	111	101	95	-	-	-	-	-	-	-	-	404	-11%	404
	2023	118	113	121	103	91	92	68	73	71	98	85	54	455	▼	1,087
<b>Misdemeanor</b>	2024	21	25	37	20	-	-	-	-	-	-	-	-	103	41%	103
	2023	17	16	24	16	12	9	39	27	16	16	24	9	73	▲	225
<b>Other</b>	2024	1	-	3	1	-	-	-	-	-	-	-	-	5	150%	5
	2023	1	-	1	-	-	-	-	-	1	-	-	1	2	▲	4
<b>Other Criminally Related Matters</b>	2024	2	1	2	2	-	-	-	-	-	-	-	-	7	75%	7
	2023	3	1	-	-	-	3	2	8	1	-	1	-	4	▲	19
<b>Probates/Wills &amp; Trusts - Level 1</b>	2024	-	-	-	-	-	-	-	-	-	-	-	-	0	0	0
	2023	-	-	-	-	-	-	-	-	-	1	-	-	0	↔	1
<b>Probates/Wills &amp; Trusts - Level 2</b>	2024	-	-	-	-	-	-	-	-	-	-	-	-	0	-100%	0
	2023	-	2	2	2	1	1	2	-	3	-	2	1	6	▼	16
<b>Uncontested Divorce</b>	2024	10	7	4	4	-	-	-	-	-	-	-	-	25	67%	25
	2023	3	4	3	5	4	9	5	5	7	10	5	6	15	▲	66

Dashboard		Monthly Filings Summary		Jan --- Apr Filings					
<p><b>Court:</b> Charlottesville Circuit  <b>Start/End Date:</b> Jan-23 / Apr-24  <b>2023 Average Month:</b> 101  <b>Jan-Apr 2023:</b> 401  <b>Filings Trending:</b> ▼</p>	<p><b>Circuit/Court ID:</b> 16 216540  <b>Type of Case:</b> Filings  <b>2024 Average Month:</b>95  <b>Jan-Apr 2024 :</b> 381  <b>Overall AVG. Month:</b> 100</p>	<p style="text-align: center; font-weight: bold; font-size: 1.2em;">Jan 23 - Apr 24</p>		<table style="margin: auto;"> <tr> <td style="text-align: center; width: 50px;"><b>381</b></td> <td style="text-align: center; width: 50px;"><b>401</b></td> </tr> <tr> <td style="text-align: center; width: 50px;">2024</td> <td style="text-align: center; width: 50px;">2023</td> </tr> </table>		<b>381</b>	<b>401</b>	2024	2023
<b>381</b>	<b>401</b>								
2024	2023								

Filings by Division																
Divisions		Jan	Feb	Mar	Apr	May	Jun	Jul	Aug	Sep	Oct	Nov	Dec	Thru Apr	% Change	Total
<b>Total</b>	2024	104	82	97	98	-	-	-	-	-	-	-	-	381	-5%	381
	2023	94	108	110	89	117	109	80	117	81	109	92	106	401	▼	1,212
<b>Civil</b>	2024	24	18	27	25	-	-	-	-	-	-	-	-	94	3%	94
	2023	17	26	25	23	28	18	20	16	15	25	13	14	91	▲	240
<b>Criminal</b>	2024	39	32	42	42	-	-	-	-	-	-	-	-	155	0%	155
	2023	37	48	40	30	51	50	32	53	39	50	30	35	155	↔	495
<b>Concealed Handgun Permits</b>	2024	13	17	11	14	-	-	-	-	-	-	-	-	55	-19%	55
	2023	19	15	19	15	11	6	9	16	13	15	14	19	68	▼	171
<b>Miscellaneous/ Other</b>	2024	28	15	17	17	-	-	-	-	-	-	-	-	77	-11%	77
	2023	21	19	26	21	27	35	19	32	14	19	35	38	87	▼	306

Filings by Case Category																
Case Categories		Jan	Feb	Mar	Apr	May	Jun	Jul	Aug	Sep	Oct	Nov	Dec	Thru Apr	% Change	Total
<b>Administrative Law</b>	2024	-	1	-	-	-	-	-	-	-	-	-	-	1	-50%	1
	2023	-	1	1	-	-	-	-	-	-	-	1	-	2	▼	3
<b>Contested Divorce</b>	2024	2	2	2	3	-	-	-	-	-	-	-	-	9	-10%	9
	2023	3	4	1	2	2	2	4	4	1	4	2	1	10	▼	30
<b>Domestic and Family - Level 1</b>	2024	-	-	3	4	-	-	-	-	-	-	-	-	7	40%	7
	2023	2	-	1	2	1	-	2	-	-	5	-	1	5	▲	14
<b>Domestic and Family - Level 2</b>	2024	1	2	5	2	-	-	-	-	-	-	-	-	10	11%	10
	2023	-	-	3	6	-	1	1	1	2	3	-	-	9	▲	17
<b>Felonies and Related Matters</b>	2024	27	22	25	29	-	-	-	-	-	-	-	-	103	-11%	103
	2023	29	36	30	21	40	44	25	35	34	38	21	29	116	▼	382
<b>General Civil - Level 1</b>	2024	3	2	-	-	-	-	-	-	-	-	-	-	5	25%	5
	2023	1	2	-	1	2	1	1	2	-	-	-	2	4	▲	12
<b>General Civil - Level 2</b>	2024	10	6	5	11	-	-	-	-	-	-	-	-	32	28%	32
	2023	7	8	7	3	7	8	5	8	5	3	5	2	25	▲	68
<b>General Civil - Level 3</b>	2024	4	2	2	2	-	-	-	-	-	-	-	-	10	-38%	10
	2023	2	7	6	1	3	4	2	1	1	3	3	5	16	▼	38
<b>Miscellaneous Civil</b>	2024	38	30	28	30	-	-	-	-	-	-	-	-	126	-15%	126
	2023	38	31	44	36	38	35	28	45	27	34	48	50	149	▼	454
<b>Misdemeanor</b>	2024	8	6	16	13	-	-	-	-	-	-	-	-	43	43%	43
	2023	7	12	6	5	7	5	5	7	4	8	7	6	30	▲	79
<b>Other</b>	2024	-	-	2	-	-	-	-	-	-	-	-	-	2	2	2
	2023	-	-	-	-	-	1	-	1	-	-	1	-	0	↔	3
<b>Other Criminally Related Matters</b>	2024	4	4	1	-	-	-	-	-	-	-	-	-	9	-18%	9
	2023	1	2	4	4	4	1	2	11	1	4	2	2	11	▼	38
<b>Probates/Wills &amp; Trusts - Level 1</b>	2024	-	-	-	-	-	-	-	-	-	-	-	-	0	0	0
	2023	-	-	-	-	1	-	-	-	-	-	-	-	0	↔	1
<b>Probates/Wills &amp; Trusts - Level 2</b>	2024	2	-	2	2	-	-	-	-	-	-	-	-	6	200%	6
	2023	-	-	1	1	-	1	1	2	-	2	-	3	2	▲	11
<b>Protective Orders</b>	2024	-	-	-	-	-	-	-	-	-	-	-	-	0	0	0
	2023	-	-	-	-	2	-	-	-	-	-	-	-	0	↔	2
<b>Uncontested Divorce</b>	2024	5	5	6	2	-	-	-	-	-	-	-	-	18	-18%	18
	2023	4	5	6	7	10	6	4	-	6	4	3	5	22	▼	60



Dashboard		Monthly Filings Summary		Jan --- Apr Filings					
<p><b>Court:</b> Arlington Circuit  <b>Start/End Date:</b> Jan-23 / Apr-24  <b>2023 Average Month:</b> 808  <b>Jan-Apr 2023:</b> 3,304  <b>Filings Trending:</b> ▲</p>	<p><b>Circuit/Court ID:</b> 17 217013  <b>Type of Case:</b> Filings  <b>2024 Average Month:</b> 871  <b>Jan-Apr 2024 :</b> 3,483  <b>Overall AVG. Month:</b> 824</p>	<p>Jan 23 - Apr 24</p>		<table border="1" style="margin: auto;"> <tr> <td style="text-align: center; width: 50px;">3,483</td> <td style="text-align: center; width: 50px;">3,304</td> </tr> <tr> <td style="text-align: center;">2024</td> <td style="text-align: center;">2023</td> </tr> </table>		3,483	3,304	2024	2023
3,483	3,304								
2024	2023								

Filings by Division																
Divisions		Jan	Feb	Mar	Apr	May	Jun	Jul	Aug	Sep	Oct	Nov	Dec	Thru Apr	% Change	Total
<b>Total</b>	2024	947	897	832	807	-	-	-	-	-	-	-	-	3,483	5%	3,483
	2023	792	824	920	768	1,045	769	743	785	791	837	726	701	3,304	▲	9,701
<b>Civil</b>	2024	153	144	181	167	-	-	-	-	-	-	-	-	645	-13%	645
	2023	153	197	214	180	403	194	194	218	195	196	154	132	744	▼	2,430
<b>Criminal</b>	2024	197	203	227	210	-	-	-	-	-	-	-	-	837	-3%	837
	2023	241	231	224	171	242	181	201	165	203	231	223	216	867	▼	2,529
<b>Concealed Handgun Permits</b>	2024	79	98	92	73	-	-	-	-	-	-	-	-	342	-13%	342
	2023	99	95	116	83	95	73	78	93	59	86	79	88	393	▼	1,044
<b>Miscellaneous/ Other</b>	2024	516	448	331	356	-	-	-	-	-	-	-	-	1,651	28%	1,651
	2023	296	300	365	333	302	319	269	307	333	322	269	263	1,294	▲	3,678
<b>Others</b>	2024	2	4	1	1	-	-	-	-	-	-	-	-	8	33%	8
	2023	3	1	1	1	3	2	1	2	1	2	1	2	6	▲	20

Filings by Case Category																
Case Categories		Jan	Feb	Mar	Apr	May	Jun	Jul	Aug	Sep	Oct	Nov	Dec	Thru Apr	% Change	Total
<b>Administrative Law</b>	2024	2	3	4	1	-	-	-	-	-	-	-	-	10	43%	10
	2023	2	2	1	2	1	2	4	-	1	4	-	2	7	▲	21
<b>Capital Murder</b>	2024	1	-	-	-	-	-	-	-	-	-	-	-	1	1	1
	2023	-	-	-	-	-	-	-	-	-	-	-	-	0	↔	0
<b>Contested Divorce</b>	2024	10	23	22	21	-	-	-	-	-	-	-	-	76	9%	76
	2023	19	21	16	14	22	15	21	19	24	16	9	10	70	▲	206
<b>Domestic and Family - Level 1</b>	2024	7	10	4	5	-	-	-	-	-	-	-	-	26	-46%	26
	2023	16	7	5	20	8	7	13	17	3	11	4	6	48	▼	117
<b>Domestic and Family - Level 2</b>	2024	2	9	8	5	-	-	-	-	-	-	-	-	24	60%	24
	2023	8	1	3	3	6	4	5	11	6	3	5	5	15	▲	60
<b>Felonies and Related Matters</b>	2024	120	111	115	80	-	-	-	-	-	-	-	-	426	-11%	426
	2023	127	149	127	77	125	102	148	93	130	120	120	109	480	▼	1,427
<b>General Civil - Level 1</b>	2024	2	1	3	1	-	-	-	-	-	-	-	-	7	-65%	7
	2023	11	3	4	2	5	2	3	5	2	4	4	-	20	▼	45
<b>General Civil - Level 2</b>	2024	72	55	79	76	-	-	-	-	-	-	-	-	282	-27%	282
	2023	52	119	129	88	301	108	97	109	107	106	94	61	388	▼	1,371
<b>General Civil - Level 3</b>	2024	12	11	5	11	-	-	-	-	-	-	-	-	39	15%	39
	2023	5	7	6	16	5	11	7	14	8	15	8	16	34	▲	118
<b>Miscellaneous Civil</b>	2024	210	209	233	239	-	-	-	-	-	-	-	-	891	-8%	891
	2023	241	232	274	223	218	249	198	244	252	254	210	175	970	▼	2,770
<b>Misdemeanor</b>	2024	36	30	26	34	-	-	-	-	-	-	-	-	126	15%	126
	2023	28	28	36	18	25	19	27	27	25	37	24	27	110	▲	321
<b>Other</b>	2024	384	339	197	192	-	-	-	-	-	-	-	-	1,112	54%	1,112
	2023	156	161	209	197	187	147	150	161	138	155	138	178	723	▲	1,977
<b>Other Criminally Related Matters</b>	2024	40	65	88	98	-	-	-	-	-	-	-	-	291	1%	291
	2023	86	58	67	78	93	61	27	47	49	77	79	81	289	▲	803
<b>Probates/Wills &amp; Trusts - Level 1</b>	2024	2	4	1	3	-	-	-	-	-	-	-	-	10	67%	10
	2023	1	3	1	1	-	2	6	5	3	-	-	-	6	▲	22
<b>Probates/Wills &amp; Trusts - Level 2</b>	2024	8	8	11	18	-	-	-	-	-	-	-	-	45	0%	45
	2023	11	12	15	7	11	13	11	9	14	9	8	6	45	↔	126
<b>Uncontested Divorce</b>	2024	39	19	36	23	-	-	-	-	-	-	-	-	117	18%	117
	2023	29	21	27	22	38	27	26	24	29	26	23	25	99	▲	317

This report reflects data in the case management system. Numbers will update accordingly as reports are refreshed and posted.

Dashboard		Monthly Filings Summary		Jan --- Apr Filings	
<b>Court:</b> Fauquier Circuit	<b>Circuit/Court ID:</b> 20 220061				
<b>Start/End Date:</b> Jan-23 / Apr-24	<b>Type of Case:</b> Filings				
<b>2023 Average Month:</b> 316	<b>2024 Average Month:</b> 317				
<b>Jan-Apr 2023:</b> 1,380	<b>Jan-Apr 2024 :</b> 1,267				
<b>Filings Trending:</b> ▼	<b>Overall AVG. Month:</b> 316				

Filings by Division																
Divisions		Jan	Feb	Mar	Apr	May	Jun	Jul	Aug	Sep	Oct	Nov	Dec	Thru Apr	% Change	Total
<b>Total</b>	2024	363	290	312	302	-	-	-	-	-	-	-	-	1,267	-8%	1,267
	2023	315	322	493	250	305	285	226	288	285	263	317	437	1,380	▼	3,786
<b>Civil</b>	2024	69	51	45	55	-	-	-	-	-	-	-	-	220	37%	220
	2023	35	50	37	39	50	40	42	37	35	32	40	34	161	▲	471
<b>Criminal</b>	2024	95	52	116	76	-	-	-	-	-	-	-	-	339	-11%	339
	2023	43	59	224	54	74	74	53	75	98	69	97	46	380	▼	966
<b>Concealed Handgun Permits</b>	2024	134	139	120	123	-	-	-	-	-	-	-	-	516	-18%	516
	2023	173	167	170	120	129	111	95	107	101	118	133	115	630	▼	1,539
<b>Miscellaneous/ Other</b>	2024	65	48	31	48	-	-	-	-	-	-	-	-	192	-8%	192
	2023	63	46	62	37	51	60	35	69	51	44	46	242	208	▼	806
<b>Others</b>	2024	-	-	-	-	-	-	-	-	-	-	-	-	0	-100%	0
	2023	1	-	-	-	1	-	1	-	-	-	1	-	1	▼	4

Filings by Case Category																
Case Categories		Jan	Feb	Mar	Apr	May	Jun	Jul	Aug	Sep	Oct	Nov	Dec	Thru Apr	% Change	Total
<b>Administrative Law</b>	2024	-	-	-	-	-	-	-	-	-	-	-	-	0	0	0
	2023	-	-	-	-	-	-	-	-	1	-	-	-	0	↔	1
<b>Contested Divorce</b>	2024	5	6	3	4	-	-	-	-	-	-	-	-	18	80%	18
	2023	1	4	3	2	5	2	5	7	2	2	5	5	10	▲	43
<b>Domestic and Family - Level 1</b>	2024	25	12	4	15	-	-	-	-	-	-	-	-	56	133%	56
	2023	6	8	2	8	7	10	1	-	1	3	2	8	24	▲	56
<b>Domestic and Family - Level 2</b>	2024	4	-	-	1	-	-	-	-	-	-	-	-	5	-44%	5
	2023	1	2	3	3	1	4	3	4	4	-	1	3	9	▼	29
<b>Felonies and Related Matters</b>	2024	46	37	73	61	-	-	-	-	-	-	-	-	217	7%	217
	2023	28	33	117	25	51	54	23	46	55	41	77	33	203	▲	583
<b>General Civil - Level 1</b>	2024	-	1	-	-	-	-	-	-	-	-	-	-	1	-50%	1
	2023	-	1	1	-	-	-	-	2	-	-	-	-	2	▼	4
<b>General Civil - Level 2</b>	2024	15	13	18	19	-	-	-	-	-	-	-	-	65	25%	65
	2023	10	16	14	12	15	4	16	7	12	15	10	10	52	▲	141
<b>General Civil - Level 3</b>	2024	5	2	9	5	-	-	-	-	-	-	-	-	21	31%	21
	2023	1	8	5	2	5	9	3	10	5	3	8	2	16	▲	61
<b>Miscellaneous Civil</b>	2024	161	165	138	151	-	-	-	-	-	-	-	-	615	-16%	615
	2023	199	190	204	141	162	142	114	144	121	142	156	143	734	▼	1,858
<b>Misdemeanor</b>	2024	46	12	35	10	-	-	-	-	-	-	-	-	103	-24%	103
	2023	10	14	96	16	10	14	20	23	28	21	15	5	136	▼	272
<b>Other</b>	2024	38	22	9	19	-	-	-	-	-	-	-	-	88	-10%	88
	2023	38	23	23	14	18	24	12	27	32	19	21	212	98	▼	463
<b>Other Criminally Related Matters</b>	2024	3	3	8	5	-	-	-	-	-	-	-	-	19	-54%	19
	2023	5	12	11	13	13	6	10	7	15	8	6	8	41	▼	114
<b>Probates/Wills &amp; Trusts - Level 1</b>	2024	1	1	-	-	-	-	-	-	-	-	-	-	2	100%	2
	2023	1	-	-	-	1	1	-	-	1	-	-	-	1	▲	4
<b>Probates/Wills &amp; Trusts - Level 2</b>	2024	2	1	2	3	-	-	-	-	-	-	-	-	8	-20%	8
	2023	6	-	3	1	4	5	3	1	3	1	6	1	10	▼	34
<b>Protective Orders</b>	2024	-	1	-	-	-	-	-	-	-	-	-	-	1	-75%	1
	2023	1	2	-	1	3	-	2	1	1	1	1	1	4	▼	14
<b>Uncontested Divorce</b>	2024	12	14	13	9	-	-	-	-	-	-	-	-	48	20%	48
	2023	8	9	11	12	10	10	14	9	4	7	9	6	40	▲	109

This report reflects data in the case management system. Numbers will update accordingly as reports are refreshed and posted.

Dashboard	Monthly Filings Summary	Jan --- Apr Filings				
<p><b>Court:</b> Loudoun Circuit  <b>Start/End Date:</b> Jan-23 / Apr-24  <b>2023 Average Month:</b> 1,029  <b>Jan-Apr 2023:</b> 4,244  <b>Filings Trending:</b> ↔</p>	<p style="text-align: center;">Jan 23 - Apr 24</p>	<table style="width:100%; text-align: center;"> <tr> <td style="width:50%;"><b>4,244</b></td> <td style="width:50%;"><b>4,244</b></td> </tr> <tr> <td style="width:50%;"><b>2024</b></td> <td style="width:50%;"><b>2023</b></td> </tr> </table>	<b>4,244</b>	<b>4,244</b>	<b>2024</b>	<b>2023</b>
<b>4,244</b>	<b>4,244</b>					
<b>2024</b>	<b>2023</b>					
<p><b>Circuit/Court ID:</b> 20 220107  <b>Type of Case:</b> Filings  <b>2024 Average Month:</b> 1,061  <b>Jan-Apr 2024 :</b> 4,244  <b>Overall AVG. Month:</b> 1,037</p>						

Filings by Division																
Divisions		Jan	Feb	Mar	Apr	May	Jun	Jul	Aug	Sep	Oct	Nov	Dec	Thru Apr	% Change	Total
<b>Total</b>	2024	1,042	1,117	1,011	1,074	-	-	-	-	-	-	-	-	4,244	0%	4,244
	2023	1,192	922	1,175	955	934	942	832	922	917	1,016	957	1,578	4,244	↔	12,342
<b>Civil</b>	2024	159	222	178	183	-	-	-	-	-	-	-	-	742	20%	742
	2023	136	151	182	149	191	184	151	155	154	164	145	153	618	▲	1,915
<b>Criminal</b>	2024	149	176	112	167	-	-	-	-	-	-	-	-	604	16%	604
	2023	117	111	122	172	91	127	94	150	134	214	171	164	522	▲	1,667
<b>Concealed Handgun Permits</b>	2024	284	315	304	292	-	-	-	-	-	-	-	-	1,195	-17%	1,195
	2023	403	347	393	295	276	267	253	228	244	289	288	269	1,438	▼	3,552
<b>Miscellaneous/Other</b>	2024	448	399	412	429	-	-	-	-	-	-	-	-	1,688	2%	1,688
	2023	534	307	474	337	370	364	323	386	385	347	353	986	1,652	▲	5,166
<b>Others</b>	2024	2	5	5	3	-	-	-	-	-	-	-	-	15	7%	15
	2023	2	6	4	2	6	-	11	3	-	-	2	-	14	▲	42

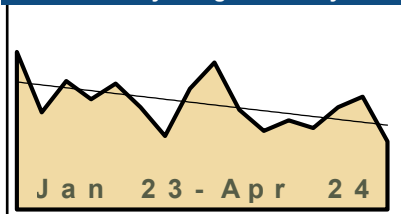
Filings by Case Category																
Case Categories		Jan	Feb	Mar	Apr	May	Jun	Jul	Aug	Sep	Oct	Nov	Dec	Thru Apr	% Change	Total
<b>Administrative Law</b>	2024	1	1	2	2	-	-	-	-	-	-	-	-	6	-25%	6
	2023	1	3	2	2	3	-	-	-	-	2	3	-	8	▼	16
<b>Contested Divorce</b>	2024	14	30	28	27	-	-	-	-	-	-	-	-	99	-9%	99
	2023	29	20	34	26	19	30	17	14	25	25	18	20	109	▼	277
<b>Domestic and Family - Level 1</b>	2024	18	54	12	17	-	-	-	-	-	-	-	-	101	77%	101
	2023	5	12	21	19	22	21	7	11	10	7	16	14	57	▲	165
<b>Domestic and Family - Level 2</b>	2024	9	13	7	15	-	-	-	-	-	-	-	-	44	-10%	44
	2023	19	12	14	4	16	5	6	7	6	4	8	9	49	▼	110
<b>Felonies and Related Matters</b>	2024	62	85	55	95	-	-	-	-	-	-	-	-	297	36%	297
	2023	50	48	42	78	54	41	46	81	85	110	119	73	218	▲	827
<b>General Civil - Level 1</b>	2024	1	4	3	5	-	-	-	-	-	-	-	-	13	30%	13
	2023	2	3	2	3	2	4	3	2	2	3	3	4	10	▲	33
<b>General Civil - Level 2</b>	2024	57	55	62	56	-	-	-	-	-	-	-	-	230	63%	230
	2023	30	40	35	36	54	56	44	54	53	46	37	43	141	▲	528
<b>General Civil - Level 3</b>	2024	14	18	17	13	-	-	-	-	-	-	-	-	62	-2%	62
	2023	14	9	17	23	23	24	16	18	14	8	14	14	63	▼	194
<b>Miscellaneous Civil</b>	2024	451	480	528	515	-	-	-	-	-	-	-	-	1,974	-9%	1,974
	2023	639	504	591	439	425	425	414	454	424	454	437	408	2,173	▼	5,614
<b>Misdemeanor</b>	2024	50	25	18	45	-	-	-	-	-	-	-	-	138	68%	138
	2023	21	27	22	12	16	22	30	20	27	36	12	33	82	▲	278
<b>Other</b>	2024	265	214	171	188	-	-	-	-	-	-	-	-	838	1%	838
	2023	275	142	253	161	197	180	160	139	177	166	182	824	831	▲	2,856
<b>Other Criminally Related Matters</b>	2024	37	66	39	27	-	-	-	-	-	-	-	-	169	-25%	169
	2023	46	36	60	82	22	66	18	51	22	68	43	59	224	▼	573
<b>Probates/Wills &amp; Trusts - Level 1</b>	2024	-	1	1	-	-	-	-	-	-	-	-	-	2	0%	2
	2023	-	-	2	-	-	-	2	2	-	-	-	-	2	↔	6
<b>Probates/Wills &amp; Trusts - Level 2</b>	2024	4	9	11	10	-	-	-	-	-	-	-	-	34	3%	34
	2023	9	9	7	8	18	15	12	11	4	19	14	4	33	▲	130
<b>Uncontested Divorce</b>	2024	59	62	57	59	-	-	-	-	-	-	-	-	237	-3%	237
	2023	52	57	73	62	63	53	57	58	66	67	54	73	244	▼	735

Dashboard

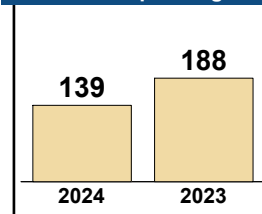
Court: Rappahannock Circuit  
 Start/End Date: Jan-23 / Apr-24  
 2023 Average Month: 42  
 Jan-Apr 2023: 188  
 Filings Trending: ▼

Circuit/Court ID: 20 220157  
 Type of Case: Filings  
 2024 Average Month: 35  
 Jan-Apr 2024 : 139  
 Overall AVG. Month: 40

Monthly Filings Summary



Jan --- Apr Filings



Filings by Division

Divisions		Jan	Feb	Mar	Apr	May	Jun	Jul	Aug	Sep	Oct	Nov	Dec	Thru Apr	% Change	Total
<b>Total</b>	2024	31	39	43	26	-	-	-	-	-	-	-	-	139	-26%	139
	2023	60	37	49	42	48	39	28	46	56	38	30	34	188	▼	507
<b>Civil</b>	2024	5	3	2	6	-	-	-	-	-	-	-	-	16	-41%	16
	2023	13	7	3	4	6	3	6	5	2	2	-	2	27	▼	53
<b>Criminal</b>	2024	11	13	22	6	-	-	-	-	-	-	-	-	52	-5%	52
	2023	12	1	20	22	16	12	4	19	34	23	6	10	55	▼	179
<b>Concealed Handgun Permits</b>	2024	8	15	17	12	-	-	-	-	-	-	-	-	52	-33%	52
	2023	27	19	20	12	12	10	8	13	14	8	17	7	78	▼	167
<b>Miscellaneous/ Other</b>	2024	7	8	2	2	-	-	-	-	-	-	-	-	19	-32%	19
	2023	8	10	6	4	14	14	10	8	6	5	7	15	28	▼	107
<b>Others</b>	2024	-	-	-	-	-	-	-	-	-	-	-	-	0	0	0
	2023	-	-	-	-	-	-	-	1	-	-	-	-	0	↔	1

Filings by Case Category

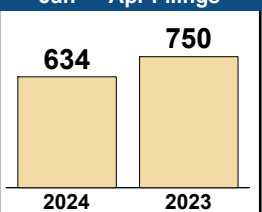
Case Categories		Jan	Feb	Mar	Apr	May	Jun	Jul	Aug	Sep	Oct	Nov	Dec	Thru Apr	% Change	Total
<b>Capital Murder</b>	2024	-	-	-	-	-	-	-	-	-	-	-	-	0	-100%	0
	2023	-	-	-	1	-	-	-	-	-	-	-	-	1	▼	1
<b>Contested Divorce</b>	2024	-	1	1	-	-	-	-	-	-	-	-	-	2	0%	2
	2023	1	1	-	-	1	-	1	1	-	-	-	-	2	↔	5
<b>Domestic and Family - Level 1</b>	2024	1	-	-	2	-	-	-	-	-	-	-	-	3	-63%	3
	2023	4	1	-	3	-	2	1	-	1	-	-	-	8	▼	12
<b>Domestic and Family - Level 2</b>	2024	-	-	-	-	-	-	-	-	-	-	-	-	0	0	0
	2023	-	-	-	-	-	-	-	-	-	1	-	-	0	↔	1
<b>Felonies and Related Matters</b>	2024	10	8	14	1	-	-	-	-	-	-	-	-	33	-13%	33
	2023	8	1	15	14	6	10	-	16	24	15	4	4	38	▼	117
<b>General Civil - Level 2</b>	2024	1	3	1	3	-	-	-	-	-	-	-	-	8	0%	8
	2023	-	5	2	1	3	2	2	2	-	1	-	2	8	↔	20
<b>General Civil - Level 3</b>	2024	1	-	1	1	-	-	-	-	-	-	-	-	3	-70%	3
	2023	8	1	1	-	2	-	1	1	-	-	1	-	10	▼	15
<b>Miscellaneous Civil</b>	2024	15	18	18	14	-	-	-	-	-	-	-	-	65	-26%	65
	2023	29	23	21	15	15	15	10	16	16	8	22	10	88	▼	200
<b>Misdemeanor</b>	2024	1	2	8	2	-	-	-	-	-	-	-	-	13	-13%	13
	2023	3	-	5	7	10	2	1	1	8	6	1	4	15	▼	48
<b>Other</b>	2024	-	3	-	-	-	-	-	-	-	-	-	-	3	-81%	3
	2023	6	5	4	1	10	7	7	6	3	5	1	12	16	▼	67
<b>Other Criminally Related Matters</b>	2024	-	3	-	3	-	-	-	-	-	-	-	-	6	500%	6
	2023	1	-	-	-	-	-	3	2	2	2	1	2	1	▲	13
<b>Probates/Wills &amp; Trusts - Level 2</b>	2024	-	-	-	-	-	-	-	-	-	-	-	-	0	0	0
	2023	-	-	-	-	1	1	2	-	-	-	-	-	0	↔	4
<b>Uncontested Divorce</b>	2024	2	1	-	-	-	-	-	-	-	-	-	-	3	200%	3
	2023	-	-	1	-	-	-	-	1	2	-	-	-	1	▲	4

Dashboard	Monthly Filings Summary	Jan --- Apr Filings				
<p><b>Court:</b> Henry Circuit  <b>Start/End Date:</b> Jan-23 / Apr-24  <b>2023 Average Month:</b> 420  <b>Jan-Apr 2023:</b> 1,827  <b>Filings Trending:</b> ▼</p> <p><b>Circuit/Court ID:</b> 21 221089  <b>Type of Case:</b> Filings  <b>2024 Average Month:</b>385  <b>Jan-Apr 2024 :</b> 1,539  <b>Overall AVG. Month:</b> 411</p>	<p>Jan 23 - Apr 24</p>	<table border="1" style="margin: auto;"> <tr> <td style="text-align: center;">1,539</td> <td style="text-align: center;">1,827</td> </tr> <tr> <td style="text-align: center;">2024</td> <td style="text-align: center;">2023</td> </tr> </table>	1,539	1,827	2024	2023
1,539	1,827					
2024	2023					

Filings by Division																
Divisions		Jan	Feb	Mar	Apr	May	Jun	Jul	Aug	Sep	Oct	Nov	Dec	Thru Apr	% Change	Total
<b>Total</b>	2024	334	444	416	345	-	-	-	-	-	-	-	-	1,539	-16%	1,539
	2023	532	393	515	387	517	345	460	373	426	334	394	361	1,827	▼	5,037
<b>Civil</b>	2024	18	36	38	34	-	-	-	-	-	-	-	-	126	2%	126
	2023	26	32	35	31	36	29	32	39	31	29	17	24	124	▲	361
<b>Criminal</b>	2024	142	236	216	144	-	-	-	-	-	-	-	-	738	-18%	738
	2023	285	160	273	179	308	158	269	156	235	143	233	190	897	▼	2,589
<b>Concealed Handgun Permits</b>	2024	101	91	94	91	-	-	-	-	-	-	-	-	377	-28%	377
	2023	157	115	141	107	98	82	88	94	87	83	71	76	520	▼	1,199
<b>Miscellaneous/Other</b>	2024	73	81	66	74	-	-	-	-	-	-	-	-	294	3%	294
	2023	64	86	66	69	75	76	71	84	73	79	73	71	285	▲	887
<b>Others</b>	2024	-	-	2	2	-	-	-	-	-	-	-	-	4	300%	4
	2023	-	-	-	1	-	-	-	-	-	-	-	-	1	▲	1

Filings by Case Category																
Case Categories		Jan	Feb	Mar	Apr	May	Jun	Jul	Aug	Sep	Oct	Nov	Dec	Thru Apr	% Change	Total
<b>Administrative Law</b>	2024	-	-	-	-	-	-	-	-	-	-	-	-	0	0	0
	2023	-	-	-	-	-	-	1	-	1	-	-	-	0	↔	2
<b>Capital Murder</b>	2024	-	-	2	-	-	-	-	-	-	-	-	-	2	2	2
	2023	-	-	-	-	-	-	1	-	-	-	1	-	0	↔	2
<b>Contested Divorce</b>	2024	1	1	6	7	-	-	-	-	-	-	-	-	15	-12%	15
	2023	6	3	7	1	2	6	4	4	8	3	2	3	17	▼	49
<b>Domestic and Family - Level 1</b>	2024	1	1	7	2	-	-	-	-	-	-	-	-	11	-8%	11
	2023	6	1	4	1	7	7	2	8	4	3	1	-	12	▼	44
<b>Domestic and Family - Level 2</b>	2024	1	1	1	2	-	-	-	-	-	-	-	-	5	0%	5
	2023	-	2	1	2	4	-	-	3	2	2	2	-	5	↔	18
<b>Felonies and Related Matters</b>	2024	109	176	142	87	-	-	-	-	-	-	-	-	514	-11%	514
	2023	182	116	182	96	192	109	228	108	181	84	166	132	576	▼	1,776
<b>General Civil - Level 1</b>	2024	-	-	-	-	-	-	-	-	-	-	-	-	0	0	0
	2023	-	-	-	-	-	-	1	-	-	-	-	-	0	↔	1
<b>General Civil - Level 2</b>	2024	1	6	3	5	-	-	-	-	-	-	-	-	15	-17%	15
	2023	3	4	7	4	2	3	5	4	2	3	1	4	18	▼	42
<b>General Civil - Level 3</b>	2024	6	8	4	7	-	-	-	-	-	-	-	-	25	14%	25
	2023	6	8	2	6	5	5	4	8	4	7	7	10	22	▲	72
<b>Miscellaneous Civil</b>	2024	127	118	120	120	-	-	-	-	-	-	-	-	485	-23%	485
	2023	172	144	174	138	115	112	116	123	107	123	93	98	628	▼	1,515
<b>Misdemeanor</b>	2024	23	49	61	46	-	-	-	-	-	-	-	-	179	-32%	179
	2023	92	41	77	52	104	46	36	39	49	44	49	49	262	▼	678
<b>Other</b>	2024	47	54	42	44	-	-	-	-	-	-	-	-	187	7%	187
	2023	48	56	33	38	58	46	45	53	54	37	50	48	175	▲	566
<b>Other Criminally Related Matters</b>	2024	10	11	11	12	-	-	-	-	-	-	-	-	44	-27%	44
	2023	11	3	15	31	12	3	4	9	5	15	17	9	60	▼	134
<b>Probates/Wills &amp; Trusts - Level 1</b>	2024	-	-	-	-	-	-	-	-	-	-	-	-	0	-100%	0
	2023	-	1	-	1	1	-	2	-	-	-	-	-	2	▼	5
<b>Probates/Wills &amp; Trusts - Level 2</b>	2024	2	2	2	5	-	-	-	-	-	-	-	-	11	57%	11
	2023	-	4	-	3	4	2	1	2	4	5	3	1	7	▲	29
<b>Uncontested Divorce</b>	2024	6	17	15	8	-	-	-	-	-	-	-	-	46	7%	46
	2023	6	10	13	14	11	6	10	12	5	8	2	7	43	▲	104

This report reflects data in the case management system. Numbers will update accordingly as reports are refreshed and posted.

Dashboard	Monthly Filings Summary	Jan --- Apr Filings
<p><b>Court:</b> Patrick Circuit  <b>Start/End Date:</b> Jan-23 / Apr-24  <b>2023 Average Month:</b> 168  <b>Jan-Apr 2023:</b> 750  <b>Filings Trending:</b> ▼</p>	<p><b>Circuit/Court ID:</b> 21 221141  <b>Type of Case:</b> Filings  <b>2024 Average Month:</b> 159  <b>Jan-Apr 2024 :</b> 634  <b>Overall AVG. Month:</b> 166</p>	

Filings by Division																
Divisions		Jan	Feb	Mar	Apr	May	Jun	Jul	Aug	Sep	Oct	Nov	Dec	Thru Apr	% Change	Total
<b>Total</b>	2024	180	121	158	175	-	-	-	-	-	-	-	-	634	-15%	634
	2023	192	165	216	177	141	135	142	199	294	96	123	134	750	▼	2,014
<b>Civil</b>	2024	10	12	8	9	-	-	-	-	-	-	-	-	39	-5%	39
	2023	4	11	17	9	14	9	8	17	3	8	6	15	41	▼	121
<b>Criminal</b>	2024	113	58	100	116	-	-	-	-	-	-	-	-	387	-5%	387
	2023	95	66	127	121	75	73	84	133	247	53	83	72	409	▼	1,229
<b>Concealed Handgun Permits</b>	2024	47	49	43	41	-	-	-	-	-	-	-	-	180	-33%	180
	2023	87	83	58	41	41	45	42	45	34	23	26	41	269	▼	566
<b>Miscellaneous/Other</b>	2024	10	2	7	9	-	-	-	-	-	-	-	-	28	-10%	28
	2023	6	5	14	6	11	7	8	4	10	12	8	6	31	▼	97
<b>Others</b>	2024	-	-	-	-	-	-	-	-	-	-	-	-	0	0	0
	2023	-	-	-	-	-	1	-	-	-	-	-	-	0	↔	1

Filings by Case Category																
Case Categories		Jan	Feb	Mar	Apr	May	Jun	Jul	Aug	Sep	Oct	Nov	Dec	Thru Apr	% Change	Total
<b>Administrative Law</b>	2024	-	-	-	-	-	-	-	-	-	-	-	-	0	-100%	0
	2023	-	-	1	-	-	-	-	-	-	-	-	-	1	▼	1
<b>Capital Murder</b>	2024	-	-	-	-	-	-	-	-	-	-	-	-	0	0	0
	2023	-	-	-	-	-	-	-	-	-	-	1	-	0	↔	1
<b>Contested Divorce</b>	2024	-	4	3	2	-	-	-	-	-	-	-	-	9	29%	9
	2023	-	1	4	2	1	2	3	2	-	4	1	2	7	▲	22
<b>Domestic and Family - Level 1</b>	2024	1	1	1	1	-	-	-	-	-	-	-	-	4	0%	4
	2023	1	1	-	2	1	-	-	3	-	1	-	-	4	↔	9
<b>Domestic and Family - Level 2</b>	2024	-	-	-	2	-	-	-	-	-	-	-	-	2	-33%	2
	2023	-	1	-	2	-	-	1	-	1	-	-	-	3	▼	5
<b>Felonies and Related Matters</b>	2024	46	31	70	54	-	-	-	-	-	-	-	-	201	-21%	201
	2023	49	31	102	73	51	58	48	101	190	34	44	62	255	▼	843
<b>General Civil - Level 1</b>	2024	-	-	-	-	-	-	-	-	-	-	-	-	0	0	0
	2023	-	-	-	-	-	-	-	-	-	-	-	1	0	↔	1
<b>General Civil - Level 2</b>	2024	5	2	1	-	-	-	-	-	-	-	-	-	8	100%	8
	2023	1	-	3	-	4	6	2	5	2	2	3	3	4	▲	31
<b>General Civil - Level 3</b>	2024	-	1	-	-	-	-	-	-	-	-	-	-	1	-88%	1
	2023	-	1	5	2	2	-	-	-	-	1	1	-	8	▼	12
<b>Miscellaneous Civil</b>	2024	57	51	50	50	-	-	-	-	-	-	-	-	208	-29%	208
	2023	93	88	67	46	51	52	49	49	43	33	33	47	294	▼	651
<b>Misdemeanor</b>	2024	38	21	30	34	-	-	-	-	-	-	-	-	123	9%	123
	2023	34	21	25	33	26	15	21	29	47	19	34	10	113	▲	314
<b>Other</b>	2024	-	-	-	-	-	-	-	-	-	-	-	-	0	0	0
	2023	-	-	-	-	-	1	-	-	-	-	-	-	0	↔	1
<b>Other Criminally Related Matters</b>	2024	29	6	-	28	-	-	-	-	-	-	-	-	63	54%	63
	2023	12	14	-	15	2	-	15	3	10	-	4	-	41	▲	75
<b>Probates/Wills &amp; Trusts - Level 2</b>	2024	-	2	1	-	-	-	-	-	-	-	-	-	3	-25%	3
	2023	-	2	1	1	1	1	1	2	-	1	-	5	4	▼	15
<b>Uncontested Divorce</b>	2024	4	2	2	4	-	-	-	-	-	-	-	-	12	-25%	12
	2023	2	5	8	1	2	-	2	5	1	1	2	4	16	▼	33

This report reflects data in the case management system. Numbers will update accordingly as reports are refreshed and posted.

Dashboard		Monthly Filings Summary		Jan --- Apr Filings	
<b>Court:</b> Martinsville Circuit	<b>Circuit/Court ID:</b> 21 221690				
<b>Start/End Date:</b> Jan-23 / Apr-24	<b>Type of Case:</b> Filings				
<b>2023 Average Month:</b> 169	<b>2024 Average Month:</b> 194				
<b>Jan-Apr 2023:</b> 742	<b>Jan-Apr 2024 :</b> 775				
<b>Filings Trending:</b> ▲	<b>Overall AVG. Month:</b> 175				

Filings by Division																
Divisions		Jan	Feb	Mar	Apr	May	Jun	Jul	Aug	Sep	Oct	Nov	Dec	Thru Apr	% Change	Total
<b>Total</b>	2024	186	291	170	128	-	-	-	-	-	-	-	-	775	4%	775
	2023	172	238	211	121	206	150	165	150	109	186	179	140	742	▲	2,027
<b>Civil</b>	2024	13	15	17	6	-	-	-	-	-	-	-	-	51	38%	51
	2023	9	7	14	7	13	3	9	20	7	10	5	11	37	▲	115
<b>Criminal</b>	2024	103	225	112	64	-	-	-	-	-	-	-	-	504	6%	504
	2023	109	185	112	69	140	110	105	82	65	123	136	101	475	▲	1,337
<b>Concealed Handgun Permits</b>	2024	12	18	21	19	-	-	-	-	-	-	-	-	70	1%	70
	2023	14	23	23	9	17	14	9	11	17	12	11	10	69	▲	170
<b>Miscellaneous/Other</b>	2024	58	33	20	39	-	-	-	-	-	-	-	-	150	-7%	150
	2023	40	23	62	36	36	23	42	37	20	40	27	18	161	▼	404
<b>Others</b>	2024	-	-	-	-	-	-	-	-	-	-	-	-	0	0	0
	2023	-	-	-	-	-	-	-	-	-	1	-	-	0	↔	1

Filings by Case Category																
Case Categories		Jan	Feb	Mar	Apr	May	Jun	Jul	Aug	Sep	Oct	Nov	Dec	Thru Apr	% Change	Total
<b>Administrative Law</b>	2024	-	-	-	-	-	-	-	-	-	-	-	-	0	0	0
	2023	-	-	-	-	-	-	-	-	-	-	1	-	0	↔	1
<b>Capital Murder</b>	2024	-	1	-	-	-	-	-	-	-	-	-	-	1	1	1
	2023	-	-	-	-	-	-	-	-	-	-	-	-	0	↔	0
<b>Contested Divorce</b>	2024	3	1	1	1	-	-	-	-	-	-	-	-	6	50%	6
	2023	2	-	1	1	2	-	1	-	-	-	1	-	4	▲	8
<b>Domestic and Family - Level 1</b>	2024	-	-	6	-	-	-	-	-	-	-	-	-	6	50%	6
	2023	-	-	2	2	1	-	-	10	-	-	-	1	4	▲	16
<b>Domestic and Family - Level 2</b>	2024	-	-	-	-	-	-	-	-	-	-	-	-	0	-100%	0
	2023	-	-	1	-	-	-	-	-	-	-	-	2	1	▼	3
<b>Felonies and Related Matters</b>	2024	73	158	77	34	-	-	-	-	-	-	-	-	342	13%	342
	2023	67	128	58	50	89	75	54	48	31	76	97	65	303	▲	838
<b>General Civil - Level 1</b>	2024	-	1	-	-	-	-	-	-	-	-	-	-	1	1	1
	2023	-	-	-	-	1	-	-	-	1	-	-	1	0	↔	3
<b>General Civil - Level 2</b>	2024	1	3	-	1	-	-	-	-	-	-	-	-	5	-29%	5
	2023	2	2	1	2	4	2	2	5	1	4	-	2	7	▼	27
<b>General Civil - Level 3</b>	2024	7	2	2	2	-	-	-	-	-	-	-	-	13	-46%	13
	2023	3	1	8	12	14	3	2	6	6	3	2	7	24	▼	67
<b>Miscellaneous Civil</b>	2024	19	24	29	30	-	-	-	-	-	-	-	-	102	9%	102
	2023	18	27	33	16	23	22	20	17	27	21	17	17	94	▲	258
<b>Misdemeanor</b>	2024	23	23	29	20	-	-	-	-	-	-	-	-	95	1%	95
	2023	21	31	29	13	34	26	17	27	19	39	20	30	94	▲	306
<b>Other</b>	2024	49	26	12	28	-	-	-	-	-	-	-	-	115	-7%	115
	2023	35	19	52	17	18	12	30	23	9	29	21	9	123	▼	274
<b>Other Criminally Related Matters</b>	2024	7	44	6	10	-	-	-	-	-	-	-	-	67	-14%	67
	2023	21	26	25	6	17	9	34	7	15	8	19	6	78	▼	193
<b>Probates/Wills &amp; Trusts - Level 2</b>	2024	3	4	7	-	-	-	-	-	-	-	-	-	14	250%	14
	2023	2	2	-	-	-	-	1	3	1	4	1	-	4	▲	14
<b>Uncontested Divorce</b>	2024	1	4	1	2	-	-	-	-	-	-	-	-	8	33%	8
	2023	1	2	1	2	3	1	4	3	-	-	-	2	6	▲	19

Dashboard	Monthly Filings Summary	Jan --- Apr Filings
<p><b>Court:</b> Franklin County Circuit  <b>Start/End Date:</b> Jan-23 / Apr-24  <b>2023 Average Month:</b> 382  <b>Jan-Apr 2023:</b> 1,714  <b>Filings Trending:</b> ▼</p>	<p><b>Circuit/Court ID:</b> 22 222067  <b>Type of Case:</b> Filings  <b>2024 Average Month:</b> 384  <b>Jan-Apr 2024 :</b> 1,534  <b>Overall AVG. Month:</b> 382</p>	

Filings by Division																
Divisions		Jan	Feb	Mar	Apr	May	Jun	Jul	Aug	Sep	Oct	Nov	Dec	Thru Apr	% Change	Total
<b>Total</b>	2024	379	386	362	407	-	-	-	-	-	-	-	-	1,534	-11%	1,534
	2023	361	419	438	496	364	406	302	446	258	452	249	390	1,714	▼	4,581
<b>Civil</b>	2024	28	52	38	37	-	-	-	-	-	-	-	-	155	-10%	155
	2023	45	38	50	39	59	47	67	51	49	55	44	53	172	▼	597
<b>Criminal</b>	2024	180	141	132	226	-	-	-	-	-	-	-	-	679	-13%	679
	2023	122	177	186	297	148	196	111	262	78	222	63	176	782	▼	2,038
<b>Concealed Handgun Permits</b>	2024	142	141	131	96	-	-	-	-	-	-	-	-	510	-14%	510
	2023	147	146	166	135	107	120	88	89	82	135	98	122	594	▼	1,435
<b>Miscellaneous/Other</b>	2024	29	52	60	48	-	-	-	-	-	-	-	-	189	15%	189
	2023	46	58	36	25	50	43	36	44	49	40	44	39	165	▲	510
<b>Others</b>	2024	-	-	1	-	-	-	-	-	-	-	-	-	1	0%	1
	2023	1	-	-	-	-	-	-	-	-	-	-	-	1	↔	1

Filings by Case Category																
Case Categories		Jan	Feb	Mar	Apr	May	Jun	Jul	Aug	Sep	Oct	Nov	Dec	Thru Apr	% Change	Total
<b>Administrative Law</b>	2024	-	-	-	-	-	-	-	-	-	-	-	-	0	0	0
	2023	-	-	-	-	1	1	-	-	-	-	-	-	0	↔	2
<b>Capital Murder</b>	2024	-	-	-	1	-	-	-	-	-	-	-	-	1	1	1
	2023	-	-	-	-	-	-	-	1	-	-	-	-	0	↔	1
<b>Contested Divorce</b>	2024	3	2	3	2	-	-	-	-	-	-	-	-	10	-50%	10
	2023	5	4	8	3	2	2	4	5	3	5	3	1	20	▼	45
<b>Domestic and Family - Level 1</b>	2024	3	22	3	8	-	-	-	-	-	-	-	-	36	-38%	36
	2023	20	11	16	11	12	14	30	10	14	30	10	6	58	▼	184
<b>Domestic and Family - Level 2</b>	2024	3	3	1	1	-	-	-	-	-	-	-	-	8	0%	8
	2023	4	-	4	4	4	1	3	6	3	3	1	2	8	↔	31
<b>Felonies and Related Matters</b>	2024	135	114	105	177	-	-	-	-	-	-	-	-	531	-20%	531
	2023	102	158	154	253	124	172	89	209	62	177	52	156	667	▼	1,708
<b>General Civil - Level 1</b>	2024	-	-	1	-	-	-	-	-	-	-	-	-	1	0%	1
	2023	-	1	-	-	-	-	1	-	-	-	1	-	1	↔	3
<b>General Civil - Level 2</b>	2024	8	10	7	7	-	-	-	-	-	-	-	-	32	33%	32
	2023	5	4	8	7	7	6	9	11	8	6	6	7	24	▲	84
<b>General Civil - Level 3</b>	2024	4	3	4	3	-	-	-	-	-	-	-	-	14	-13%	14
	2023	3	5	5	3	17	5	5	3	5	3	8	12	16	▼	74
<b>Miscellaneous Civil</b>	2024	155	162	155	117	-	-	-	-	-	-	-	-	589	-10%	589
	2023	157	167	186	146	125	135	103	110	98	159	119	143	656	▼	1,648
<b>Misdemeanor</b>	2024	40	23	21	43	-	-	-	-	-	-	-	-	127	19%	127
	2023	20	17	30	40	21	22	14	46	14	37	8	32	107	▲	301
<b>Other</b>	2024	13	24	31	27	-	-	-	-	-	-	-	-	95	4%	95
	2023	31	34	13	13	28	29	17	22	28	16	20	15	91	▲	266
<b>Other Criminally Related Matters</b>	2024	5	6	7	5	-	-	-	-	-	-	-	-	23	130%	23
	2023	2	2	2	4	3	4	8	7	4	8	3	4	10	▲	51
<b>Probates/Wills &amp; Trusts - Level 1</b>	2024	-	-	1	-	-	-	-	-	-	-	-	-	1	1	1
	2023	-	-	-	-	-	1	-	-	-	-	-	2	0	↔	3
<b>Probates/Wills &amp; Trusts - Level 2</b>	2024	2	4	4	3	-	-	-	-	-	-	-	-	13	-24%	13
	2023	6	3	5	3	4	5	2	6	4	-	2	2	17	▼	42
<b>Protective Orders</b>	2024	-	-	2	-	-	-	-	-	-	-	-	-	2	-60%	2
	2023	-	2	2	1	-	1	-	-	-	-	3	-	5	▼	9
<b>Uncontested Divorce</b>	2024	8	13	17	13	-	-	-	-	-	-	-	-	51	50%	51
	2023	6	11	9	8	16	8	17	10	15	7	14	8	34	▲	129

This report reflects data in the case management system. Numbers will update accordingly as reports are refreshed and posted.

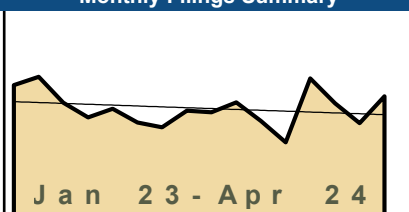


Dashboard	Monthly Filings Summary	Jan --- Apr Filings
<p><b>Court:</b> Pittsylvania Circuit  <b>Start/End Date:</b> Jan-23 / Apr-24  <b>2023 Average Month:</b> 373  <b>Jan-Apr 2023:</b> 1,641  <b>Filings Trending:</b> ▲</p>	<p><b>Circuit/Court ID:</b> 22 222143  <b>Type of Case:</b> Filings  <b>2024 Average Month:</b>447  <b>Jan-Apr 2024 :</b> 1,789  <b>Overall AVG. Month:</b> 391</p>	<p style="text-align: center;">Jan 23 - Apr 24</p>
		<p style="text-align: center;">2024: 1,789    2023: 1,641</p>

Filings by Division																
Divisions		Jan	Feb	Mar	Apr	May	Jun	Jul	Aug	Sep	Oct	Nov	Dec	Thru Apr	% Change	Total
<b>Total</b>	2024	468	464	395	462	-	-	-	-	-	-	-	-	1,789	9%	1,789
	2023	461	442	434	304	348	344	328	412	411	362	332	294	1,641	▲	4,472
<b>Civil</b>	2024	28	43	50	48	-	-	-	-	-	-	-	-	169	16%	169
	2023	29	39	49	29	29	47	33	42	39	34	36	24	146	▲	430
<b>Criminal</b>	2024	118	178	63	185	-	-	-	-	-	-	-	-	544	22%	544
	2023	108	148	116	73	77	127	123	163	145	128	86	86	445	▲	1,380
<b>Concealed Handgun Permits</b>	2024	170	164	203	130	-	-	-	-	-	-	-	-	667	-4%	667
	2023	201	173	185	137	140	116	109	123	137	138	145	124	696	▼	1,728
<b>Miscellaneous/Other</b>	2024	120	73	79	99	-	-	-	-	-	-	-	-	371	6%	371
	2023	121	82	83	65	101	52	61	84	90	62	64	60	351	▲	925
<b>Others</b>	2024	32	6	-	-	-	-	-	-	-	-	-	-	38	1,167%	38
	2023	2	-	1	-	1	2	2	-	-	-	-	-	3	▲	9

Filings by Case Category																
Case Categories		Jan	Feb	Mar	Apr	May	Jun	Jul	Aug	Sep	Oct	Nov	Dec	Thru Apr	% Change	Total
<b>Administrative Law</b>	2024	-	-	-	-	-	-	-	-	-	-	-	-	0	-100%	0
	2023	1	-	1	-	-	1	-	-	-	-	-	-	2	▼	3
<b>Contested Divorce</b>	2024	6	1	6	6	-	-	-	-	-	-	-	-	19	36%	19
	2023	5	5	3	1	3	6	5	7	3	5	6	4	14	▲	53
<b>Domestic and Family - Level 1</b>	2024	7	12	17	20	-	-	-	-	-	-	-	-	56	81%	56
	2023	3	12	9	7	8	14	5	12	22	9	4	5	31	▲	110
<b>Domestic and Family - Level 2</b>	2024	-	4	5	3	-	-	-	-	-	-	-	-	12	9%	12
	2023	-	-	7	4	3	1	-	2	2	2	4	2	11	▲	27
<b>Felonies and Related Matters</b>	2024	74	138	44	159	-	-	-	-	-	-	-	-	415	25%	415
	2023	82	117	80	53	54	96	93	142	101	104	70	69	332	▲	1,061
<b>General Civil - Level 1</b>	2024	1	-	-	-	-	-	-	-	-	-	-	-	1	1	1
	2023	-	-	-	-	1	-	-	1	1	-	-	2	0	↔	5
<b>General Civil - Level 2</b>	2024	2	11	7	2	-	-	-	-	-	-	-	-	22	29%	22
	2023	2	4	6	5	4	6	1	9	1	3	5	2	17	▲	48
<b>General Civil - Level 3</b>	2024	5	8	9	8	-	-	-	-	-	-	-	-	30	25%	30
	2023	9	4	9	2	5	7	6	7	6	8	5	2	24	▲	70
<b>Miscellaneous Civil</b>	2024	192	192	232	158	-	-	-	-	-	-	-	-	774	-3%	774
	2023	226	201	215	158	174	136	125	151	161	156	165	142	800	▼	2,010
<b>Misdemeanor</b>	2024	38	33	17	23	-	-	-	-	-	-	-	-	111	10%	111
	2023	25	25	35	16	24	27	25	15	40	18	16	15	101	▲	281
<b>Other</b>	2024	126	48	47	71	-	-	-	-	-	-	-	-	292	23%	292
	2023	98	49	48	43	67	31	46	50	64	41	44	43	238	▲	624
<b>Other Criminally Related Matters</b>	2024	6	7	2	3	-	-	-	-	-	-	-	-	18	38%	18
	2023	1	6	2	4	-	5	5	6	5	6	3	2	13	▲	45
<b>Probates/Wills &amp; Trusts - Level 1</b>	2024	-	-	-	-	-	-	-	-	-	-	-	-	0	-100%	0
	2023	-	1	-	1	-	-	-	-	-	1	-	1	2	▼	4
<b>Probates/Wills &amp; Trusts - Level 2</b>	2024	-	-	1	-	-	-	-	-	-	-	-	-	1	-90%	1
	2023	-	5	5	-	1	-	3	-	2	3	2	1	10	▼	22
<b>Uncontested Divorce</b>	2024	11	10	8	9	-	-	-	-	-	-	-	-	38	-17%	38
	2023	9	13	14	10	4	14	14	10	3	6	8	4	46	▼	109

This report reflects data in the case management system. Numbers will update accordingly as reports are refreshed and posted.

Dashboard	Monthly Filings Summary	Jan --- Apr Filings
<p><b>Court:</b> Danville Circuit  <b>Start/End Date:</b> Jan-23 / Apr-24  <b>2023 Average Month:</b> 399  <b>Jan-Apr 2023:</b> 1,830  <b>Filings Trending:</b> ▼</p>	<p><b>Circuit/Court ID:</b> 22 222590  <b>Type of Case:</b> Filings  <b>2024 Average Month:</b> 439  <b>Jan-Apr 2024 :</b> 1,755  <b>Overall AVG. Month:</b> 409</p>	 <p style="text-align: center;">Jan 23 - Apr 24</p>
		<div style="display: flex; justify-content: space-around;"> <div style="text-align: center;"> <p><b>1,755</b></p> <div style="width: 40px; height: 40px; background-color: #f0e68c; margin: 0 auto;"></div> <p>2024</p> </div> <div style="text-align: center;"> <p><b>1,830</b></p> <div style="width: 40px; height: 40px; background-color: #f0e68c; margin: 0 auto;"></div> <p>2023</p> </div> </div>

Filings by Division																
Divisions		Jan	Feb	Mar	Apr	May	Jun	Jul	Aug	Sep	Oct	Nov	Dec	Thru Apr	% Change	Total
<b>Total</b>	2024	522	427	352	454	-	-	-	-	-	-	-	-	1,755	-4%	1,755
	2023	497	529	430	374	407	355	336	400	394	431	360	279	1,830	▼	4,792
<b>Civil</b>	2024	23	35	26	41	-	-	-	-	-	-	-	-	125	19%	125
	2023	20	16	39	30	21	24	23	39	35	22	40	31	105	▲	340
<b>Criminal</b>	2024	319	249	138	258	-	-	-	-	-	-	-	-	964	-10%	964
	2023	311	343	221	194	208	187	180	244	227	271	187	134	1,069	▼	2,707
<b>Concealed Handgun Permits</b>	2024	47	31	59	56	-	-	-	-	-	-	-	-	193	-26%	193
	2023	64	67	72	58	48	46	47	39	51	42	52	56	261	▼	642
<b>Miscellaneous/Other</b>	2024	126	100	122	99	-	-	-	-	-	-	-	-	447	15%	447
	2023	99	102	97	92	129	98	86	78	81	96	80	57	390	▲	1,095
<b>Others</b>	2024	7	12	7	-	-	-	-	-	-	-	-	-	26	420%	26
	2023	3	1	1	-	1	-	-	-	-	-	1	1	5	▲	8

Filings by Case Category																
Case Categories		Jan	Feb	Mar	Apr	May	Jun	Jul	Aug	Sep	Oct	Nov	Dec	Thru Apr	% Change	Total
<b>Administrative Law</b>	2024	-	-	-	-	-	-	-	-	-	-	-	-	0	0	0
	2023	-	-	-	-	-	1	1	1	-	-	-	-	0	↔	3
<b>Capital Murder</b>	2024	-	-	-	-	-	-	-	-	-	-	-	-	0	-100%	0
	2023	-	-	-	2	-	-	-	-	-	-	-	-	2	▼	2
<b>Contested Divorce</b>	2024	1	4	3	1	-	-	-	-	-	-	-	-	9	13%	9
	2023	-	1	5	2	3	1	2	2	3	-	3	1	8	▲	23
<b>Domestic and Family - Level 1</b>	2024	1	7	4	8	-	-	-	-	-	-	-	-	20	-5%	20
	2023	6	3	9	3	3	1	8	5	11	9	6	12	21	▼	76
<b>Domestic and Family - Level 2</b>	2024	4	2	4	9	-	-	-	-	-	-	-	-	19	138%	19
	2023	-	-	1	7	1	-	1	-	-	1	-	12	8	▲	23
<b>Felonies and Related Matters</b>	2024	214	170	79	170	-	-	-	-	-	-	-	-	633	-14%	633
	2023	208	247	144	139	142	133	136	181	162	207	153	85	738	▼	1,937
<b>General Civil - Level 1</b>	2024	1	1	2	2	-	-	-	-	-	-	-	-	6	500%	6
	2023	-	-	1	-	1	1	-	-	1	-	-	2	1	▲	6
<b>General Civil - Level 2</b>	2024	8	6	3	8	-	-	-	-	-	-	-	-	25	47%	25
	2023	7	2	6	2	8	4	5	5	4	5	4	3	17	▲	55
<b>General Civil - Level 3</b>	2024	7	7	8	5	-	-	-	-	-	-	-	-	27	-34%	27
	2023	11	8	13	9	8	4	5	14	5	5	13	7	41	▼	102
<b>Miscellaneous Civil</b>	2024	64	57	89	70	-	-	-	-	-	-	-	-	280	-14%	280
	2023	79	88	91	69	64	63	65	60	68	56	66	65	327	▼	834
<b>Misdemeanor</b>	2024	99	85	40	61	-	-	-	-	-	-	-	-	285	-1%	285
	2023	94	91	58	45	53	55	35	61	60	57	47	38	288	▼	694
<b>Other</b>	2024	104	77	91	81	-	-	-	-	-	-	-	-	353	15%	353
	2023	80	77	72	77	103	76	65	49	58	77	59	43	306	▲	836
<b>Other Criminally Related Matters</b>	2024	6	4	22	29	-	-	-	-	-	-	-	-	61	24%	61
	2023	9	7	20	13	13	12	10	8	11	8	4	11	49	▲	126
<b>Probates/Wills &amp; Trusts - Level 1</b>	2024	-	1	-	1	-	-	-	-	-	-	-	-	2	2	2
	2023	-	-	-	-	-	-	-	-	-	-	-	-	0	↔	0
<b>Probates/Wills &amp; Trusts - Level 2</b>	2024	-	-	1	-	-	-	-	-	-	-	-	-	1	-80%	1
	2023	-	1	2	2	1	-	3	5	2	2	-	-	5	▼	18
<b>Uncontested Divorce</b>	2024	13	6	6	9	-	-	-	-	-	-	-	-	34	79%	34
	2023	3	4	8	4	7	4	-	9	9	4	5	-	19	▲	57


This report reflects data in the case management system. Numbers will update accordingly as reports are refreshed and posted.

Dashboard

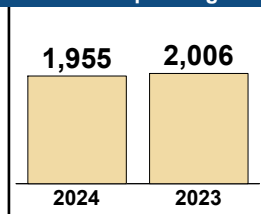
**Court:** Roanoke County Circuit  
**Start/End Date:** Jan-23 / Apr-24  
**2023 Average Month:** 445  
**Jan-Apr 2023:** 2,006  
**Filings Trending:** ▼

**Circuit/Court ID:** 23 223161  
**Type of Case:** Filings  
**2024 Average Month:** 489  
**Jan-Apr 2024 :** 1,955  
**Overall AVG. Month:** 456

Monthly Filings Summary



Jan --- Apr Filings



Filings by Division

Divisions	Jan	Feb	Mar	Apr	May	Jun	Jul	Aug	Sep	Oct	Nov	Dec	Thru Apr	% Change	Total
<b>Total</b>	441	555	456	503	-	-	-	-	-	-	-	-	1,955	-3%	1,955
2023	442	547	550	467	433	431	351	488	381	476	337	432	2,006	▼	5,335
<b>Civil</b>	48	72	56	67	-	-	-	-	-	-	-	-	243	11%	243
2023	55	50	64	50	46	52	54	57	46	64	40	50	219	▲	628
<b>Criminal</b>	137	211	114	200	-	-	-	-	-	-	-	-	662	-1%	662
2023	127	209	156	178	141	174	102	219	132	181	92	191	670	▼	1,902
<b>Concealed Handgun Permits</b>	180	202	176	144	-	-	-	-	-	-	-	-	702	-15%	702
2023	200	221	237	164	192	160	130	130	133	145	150	128	822	▼	1,990
<b>Miscellaneous/Other</b>	76	70	110	92	-	-	-	-	-	-	-	-	348	18%	348
2023	60	67	93	75	54	45	65	82	70	86	55	63	295	▲	815

Filings by Case Category

Case Categories	Jan	Feb	Mar	Apr	May	Jun	Jul	Aug	Sep	Oct	Nov	Dec	Thru Apr	% Change	Total
<b>Administrative Law</b>	1	-	-	1	-	-	-	-	-	-	-	-	2	0%	2
2023	-	1	1	-	-	-	-	-	-	1	-	-	2	↔	3
<b>Capital Murder</b>	-	-	-	-	-	-	1	-	-	-	-	-	0	0	0
2023	-	-	-	-	-	1	-	-	-	-	-	-	0	↔	1
<b>Contested Divorce</b>	3	5	8	8	-	-	-	-	-	-	-	-	24	-11%	24
2023	7	4	10	6	4	5	5	7	6	9	5	5	27	▼	73
<b>Domestic and Family - Level 1</b>	11	23	7	24	-	-	-	-	-	-	-	-	65	171%	65
2023	3	6	6	9	13	2	8	8	4	12	3	5	24	▲	79
<b>Domestic and Family - Level 2</b>	2	5	2	1	-	-	-	-	-	-	-	-	10	-29%	10
2023	3	3	5	3	2	1	3	3	2	4	5	-	14	▼	34
<b>Felonies and Related Matters</b>	98	166	91	157	-	-	-	-	-	-	-	-	512	-6%	512
2023	106	182	125	129	107	127	82	168	107	134	66	152	542	▼	1,485
<b>General Civil - Level 1</b>	3	-	-	2	-	-	-	-	-	-	-	-	5	67%	5
2023	-	1	1	1	-	1	-	-	-	1	-	-	3	▲	5
<b>General Civil - Level 2</b>	7	8	17	10	-	-	-	-	-	-	-	-	42	17%	42
2023	10	9	8	9	10	10	9	10	12	8	6	10	36	▲	111
<b>General Civil - Level 3</b>	4	9	7	4	-	-	-	-	-	-	-	-	24	4%	24
2023	9	3	7	4	6	14	10	8	5	6	5	15	23	▲	92
<b>Miscellaneous Civil</b>	228	248	223	180	-	-	-	-	-	-	-	-	879	-12%	879
2023	239	254	296	209	224	185	166	178	183	185	173	160	998	▼	2,452
<b>Misdemeanor</b>	30	35	14	33	-	-	-	-	-	-	-	-	112	7%	112
2023	15	21	24	45	27	34	16	36	21	34	14	31	105	▲	318
<b>Other</b>	29	25	59	54	-	-	-	-	-	-	-	-	167	44%	167
2023	21	37	33	25	18	19	26	34	19	41	32	27	116	▲	332
<b>Other Criminally Related Matters</b>	9	15	9	10	-	-	-	-	-	-	-	-	43	87%	43
2023	6	6	7	4	7	12	4	15	4	14	12	8	23	▲	99
<b>Probates/Wills &amp; Trusts - Level 1</b>	1	-	-	-	-	-	-	-	-	-	-	-	1	0%	1
2023	-	1	-	-	-	2	-	1	-	1	-	1	1	↔	6
<b>Probates/Wills &amp; Trusts - Level 2</b>	3	3	5	7	-	-	-	-	-	-	-	-	18	6%	18
2023	5	6	2	4	6	4	3	6	3	8	5	3	17	▲	55
<b>Uncontested Divorce</b>	12	13	14	12	-	-	-	-	-	-	-	-	51	-32%	51
2023	18	13	25	19	9	14	19	14	15	18	11	15	75	▼	190

Dashboard		Monthly Filings Summary		Jan --- Apr Filings	
<b>Court:</b> Roanoke Circuit	<b>Circuit/Court ID:</b> 23 223770				
<b>Start/End Date:</b> Jan-23 / Apr-24	<b>Type of Case:</b> Filings				
<b>2023 Average Month:</b> 477	<b>2024 Average Month:</b> 498				
<b>Jan-Apr 2023:</b> 1,972	<b>Jan-Apr 2024 :</b> 1,991				
<b>Filings Trending:</b> ↔	<b>Overall AVG. Month:</b> 482				

Filings by Division																
Divisions		Jan	Feb	Mar	Apr	May	Jun	Jul	Aug	Sep	Oct	Nov	Dec	Thru Apr	% Change	Total
<b>Total</b>	2024	454	564	478	495	-	-	-	-	-	-	-	-	1,991	1%	1,991
	2023	496	487	526	463	534	420	467	549	457	428	472	427	1,972	▲	5,726
<b>Civil</b>	2024	90	119	83	117	-	-	-	-	-	-	-	-	409	-1%	409
	2023	94	98	118	104	104	108	112	163	113	88	81	113	414	▼	1,296
<b>Criminal</b>	2024	163	214	163	184	-	-	-	-	-	-	-	-	724	0%	724
	2023	186	192	199	147	187	130	168	187	156	162	183	153	724	↔	2,050
<b>Concealed Handgun Permits</b>	2024	69	102	117	81	-	-	-	-	-	-	-	-	369	-14%	369
	2023	106	95	121	106	118	99	69	78	75	74	85	53	428	▼	1,079
<b>Miscellaneous/ Other</b>	2024	132	129	114	112	-	-	-	-	-	-	-	-	487	21%	487
	2023	110	101	88	105	125	83	118	121	113	103	123	108	404	▲	1,298
<b>Others</b>	2024	-	-	1	1	-	-	-	-	-	-	-	-	2	0%	2
	2023	-	1	-	1	-	-	-	-	-	-	1	-	2	↔	3

Filings by Case Category																
Case Categories		Jan	Feb	Mar	Apr	May	Jun	Jul	Aug	Sep	Oct	Nov	Dec	Thru Apr	% Change	Total
<b>Administrative Law</b>	2024	2	-	1	-	-	-	-	-	-	-	-	-	3	50%	3
	2023	-	1	1	-	-	-	-	-	1	-	-	-	2	▲	3
<b>Capital Murder</b>	2024	-	-	-	-	-	-	-	-	-	-	-	-	0	-100%	0
	2023	3	-	-	-	-	-	-	-	-	-	-	-	3	▼	3
<b>Contested Divorce</b>	2024	13	5	11	15	-	-	-	-	-	-	-	-	44	10%	44
	2023	9	7	8	16	10	7	7	12	10	4	14	8	40	▲	112
<b>Domestic and Family - Level 1</b>	2024	20	37	21	25	-	-	-	-	-	-	-	-	103	7%	103
	2023	29	25	22	20	25	42	62	68	45	33	14	39	96	▲	424
<b>Domestic and Family - Level 2</b>	2024	10	7	6	6	-	-	-	-	-	-	-	-	29	38%	29
	2023	3	8	8	2	1	1	2	6	6	2	4	2	21	▲	45
<b>Felonies and Related Matters</b>	2024	110	168	131	136	-	-	-	-	-	-	-	-	545	1%	545
	2023	136	142	152	109	139	87	133	141	121	132	137	113	539	▲	1,542
<b>General Civil - Level 1</b>	2024	2	4	2	1	-	-	-	-	-	-	-	-	9	-40%	9
	2023	-	2	6	7	5	3	3	2	1	-	-	-	15	▼	29
<b>General Civil - Level 2</b>	2024	24	24	12	26	-	-	-	-	-	-	-	-	86	43%	86
	2023	12	17	20	11	13	17	12	29	10	17	16	15	60	▲	189
<b>General Civil - Level 3</b>	2024	6	17	7	11	-	-	-	-	-	-	-	-	41	-9%	41
	2023	4	7	22	12	11	9	17	13	6	5	10	9	45	▼	125
<b>Miscellaneous Civil</b>	2024	121	142	157	126	-	-	-	-	-	-	-	-	546	-10%	546
	2023	152	142	159	151	187	132	122	142	107	110	137	85	604	▼	1,626
<b>Misdemeanor</b>	2024	32	34	18	28	-	-	-	-	-	-	-	-	112	4%	112
	2023	25	38	27	18	28	27	22	24	23	18	21	42	108	▲	313
<b>Other</b>	2024	73	87	72	67	-	-	-	-	-	-	-	-	299	26%	299
	2023	68	56	52	61	60	47	61	55	83	68	68	71	237	▲	750
<b>Other Criminally Related Matters</b>	2024	22	20	15	21	-	-	-	-	-	-	-	-	78	0%	78
	2023	22	13	21	22	20	16	13	22	12	15	25	13	78	↔	214
<b>Probates/Wills &amp; Trusts - Level 1</b>	2024	-	2	1	-	-	-	-	-	-	-	-	-	3	50%	3
	2023	-	-	2	-	-	1	-	1	-	-	-	-	2	▲	4
<b>Probates/Wills &amp; Trusts - Level 2</b>	2024	2	1	5	6	-	-	-	-	-	-	-	-	14	-36%	14
	2023	3	11	3	5	8	6	2	2	3	3	3	6	22	▼	55
<b>Protective Orders</b>	2024	-	-	-	1	-	-	-	-	-	-	-	-	1	1	1
	2023	-	-	-	-	-	-	-	-	-	-	-	-	0	↔	0
<b>Uncontested Divorce</b>	2024	17	16	19	26	-	-	-	-	-	-	-	-	78	-22%	78
	2023	30	18	23	29	27	25	11	32	29	21	23	24	100	▼	292

This report reflects data in the case management system. Numbers will update accordingly as reports are refreshed and posted.

Dashboard	Monthly Filings Summary	Jan --- Apr Filings				
<p><b>Court:</b> Salem Circuit  <b>Start/End Date:</b> Jan-23 / Apr-24  <b>2023 Average Month:</b> 107  <b>Jan-Apr 2023:</b> 451  <b>Filings Trending:</b> ▼</p> <p><b>Circuit/Court ID:</b> 23 223775  <b>Type of Case:</b> Filings  <b>2024 Average Month:</b>108  <b>Jan-Apr 2024 :</b> 430  <b>Overall AVG. Month:</b> 107</p>	<p>Jan 23 - Apr 24</p>	<table border="1" style="margin: auto;"> <tr> <td style="text-align: center; width: 50px;">430</td> <td style="text-align: center; width: 50px;">451</td> </tr> <tr> <td style="text-align: center;">2024</td> <td style="text-align: center;">2023</td> </tr> </table>	430	451	2024	2023
430	451					
2024	2023					

Filings by Division																
Divisions		Jan	Feb	Mar	Apr	May	Jun	Jul	Aug	Sep	Oct	Nov	Dec	Thru Apr	% Change	Total
<b>Total</b>	2024	87	103	118	122	-	-	-	-	-	-	-	-	430	-5%	430
	2023	126	118	119	88	91	125	91	120	94	87	125	102	451	▼	1,286
<b>Civil</b>	2024	18	18	15	17	-	-	-	-	-	-	-	-	68	33%	68
	2023	13	19	9	10	15	14	12	17	16	18	14	13	51	▲	170
<b>Criminal</b>	2024	28	47	46	62	-	-	-	-	-	-	-	-	183	-13%	183
	2023	61	50	57	43	33	63	52	62	48	25	71	55	211	▼	620
<b>Concealed Handgun Permits</b>	2024	35	33	46	30	-	-	-	-	-	-	-	-	144	-3%	144
	2023	46	39	37	26	33	37	22	31	24	36	30	28	148	▼	389
<b>Miscellaneous/ Other</b>	2024	6	5	11	13	-	-	-	-	-	-	-	-	35	-13%	35
	2023	6	10	15	9	10	11	5	10	6	8	10	6	40	▼	106
<b>Others</b>	2024	-	-	-	-	-	-	-	-	-	-	-	-	0	-100%	0
	2023	-	-	1	-	-	-	-	-	-	-	-	-	1	▼	1

Filings by Case Category																
Case Categories		Jan	Feb	Mar	Apr	May	Jun	Jul	Aug	Sep	Oct	Nov	Dec	Thru Apr	% Change	Total
<b>Contested Divorce</b>	2024	1	4	1	2	-	-	-	-	-	-	-	-	8	300%	8
	2023	-	-	2	-	3	2	1	3	3	2	3	-	2	▲	19
<b>Domestic and Family - Level 1</b>	2024	1	2	2	8	-	-	-	-	-	-	-	-	13	-28%	13
	2023	3	11	-	4	2	3	2	4	3	3	1	3	18	▼	39
<b>Domestic and Family - Level 2</b>	2024	2	-	-	-	-	-	-	-	-	-	-	-	2	-33%	2
	2023	-	2	-	1	1	3	1	1	-	1	1	-	3	▼	11
<b>Felonies and Related Matters</b>	2024	21	36	32	40	-	-	-	-	-	-	-	-	129	-24%	129
	2023	41	38	53	37	23	56	32	55	45	26	49	43	169	▼	498
<b>General Civil - Level 1</b>	2024	-	1	-	-	-	-	-	-	-	-	-	-	1	0%	1
	2023	-	-	1	-	1	-	-	-	-	-	-	-	1	↔	2
<b>General Civil - Level 2</b>	2024	9	6	4	5	-	-	-	-	-	-	-	-	24	50%	24
	2023	4	2	9	1	2	5	3	3	4	3	2	1	16	▲	39
<b>General Civil - Level 3</b>	2024	-	1	-	1	-	-	-	-	-	-	-	-	2	-60%	2
	2023	1	2	2	-	-	1	-	-	-	-	2	3	5	▼	11
<b>Miscellaneous Civil</b>	2024	41	38	56	41	-	-	-	-	-	-	-	-	176	-1%	176
	2023	54	49	41	34	43	45	27	41	28	43	39	32	178	▼	476
<b>Misdemeanor</b>	2024	6	8	9	21	-	-	-	-	-	-	-	-	44	26%	44
	2023	18	8	4	5	9	7	19	4	3	-	22	9	35	▲	108
<b>Other</b>	2024	1	1	-	1	-	-	-	-	-	-	-	-	3	50%	3
	2023	-	-	2	-	-	-	-	-	-	1	-	-	2	▲	3
<b>Other Criminally Related Matters</b>	2024	3	3	5	1	-	-	-	-	-	-	-	-	12	50%	12
	2023	2	4	-	2	1	-	1	3	-	1	-	4	8	▲	18
<b>Probates/Wills &amp; Trusts - Level 1</b>	2024	-	-	1	-	-	-	-	-	-	-	-	-	1	-50%	1
	2023	-	-	1	1	-	-	-	-	-	-	-	-	2	▼	2
<b>Probates/Wills &amp; Trusts - Level 2</b>	2024	1	-	3	-	-	-	-	-	-	-	-	-	4	0%	4
	2023	-	-	1	3	2	1	-	2	2	3	2	2	4	↔	18
<b>Uncontested Divorce</b>	2024	1	3	5	2	-	-	-	-	-	-	-	-	11	38%	11
	2023	3	2	3	-	4	2	5	4	6	4	4	5	8	▲	42

Dashboard		Monthly Filings Summary		Jan --- Apr Filings	
<b>Court:</b> Amherst Circuit	<b>Circuit/Court ID:</b> 24 224009				
<b>Start/End Date:</b> Jan-23 / Apr-24	<b>Type of Case:</b> Filings				
<b>2023 Average Month:</b> 216	<b>2024 Average Month:</b> 224				
<b>Jan-Apr 2023:</b> 919	<b>Jan-Apr 2024 :</b> 897				
<b>Filings Trending:</b> ↔	<b>Overall AVG. Month:</b> 218				

Filings by Division																
Divisions		Jan	Feb	Mar	Apr	May	Jun	Jul	Aug	Sep	Oct	Nov	Dec	Thru Apr	% Change	Total
<b>Total</b>	2024	228	238	196	235	-	-	-	-	-	-	-	-	897	-2%	897
	2023	285	202	233	199	228	232	196	208	229	225	153	207	919	▼	2,597
<b>Civil</b>	2024	15	23	20	17	-	-	-	-	-	-	-	-	75	-13%	75
	2023	25	9	28	24	30	27	16	16	19	35	7	11	86	▼	247
<b>Criminal</b>	2024	67	87	52	51	-	-	-	-	-	-	-	-	257	0%	257
	2023	91	53	53	59	53	76	75	57	95	66	41	63	256	▲	782
<b>Concealed Handgun Permits</b>	2024	75	81	67	83	-	-	-	-	-	-	-	-	306	-11%	306
	2023	95	82	92	74	72	65	50	55	53	84	66	65	343	▼	853
<b>Miscellaneous/ Other</b>	2024	71	47	57	83	-	-	-	-	-	-	-	-	258	11%	258
	2023	74	57	59	42	73	64	55	80	62	40	39	68	232	▲	713
<b>Others</b>	2024	-	-	-	1	-	-	-	-	-	-	-	-	1	-50%	1
	2023	-	1	1	-	-	-	-	-	-	-	-	-	2	▼	2

Filings by Case Category																
Case Categories		Jan	Feb	Mar	Apr	May	Jun	Jul	Aug	Sep	Oct	Nov	Dec	Thru Apr	% Change	Total
<b>Administrative Law</b>	2024	-	-	-	-	-	-	-	-	-	-	-	-	0	0	0
	2023	-	-	-	-	-	1	-	-	1	-	-	-	0	↔	2
<b>Capital Murder</b>	2024	1	1	-	-	-	-	-	-	-	-	-	-	2	2	2
	2023	-	-	-	-	-	-	1	-	-	-	-	-	0	↔	1
<b>Contested Divorce</b>	2024	1	2	-	1	-	-	-	-	-	-	-	-	4	-50%	4
	2023	2	2	3	1	2	2	-	1	-	1	-	-	8	▼	14
<b>Domestic and Family - Level 1</b>	2024	-	3	5	4	-	-	-	-	-	-	-	-	12	-63%	12
	2023	8	-	14	10	5	15	1	4	10	19	2	2	32	▼	90
<b>Domestic and Family - Level 2</b>	2024	3	1	2	1	-	-	-	-	-	-	-	-	7	-30%	7
	2023	2	3	2	3	1	-	2	1	-	1	-	1	10	▼	16
<b>Felonies and Related Matters</b>	2024	55	49	28	30	-	-	-	-	-	-	-	-	162	13%	162
	2023	43	31	32	38	34	49	44	32	54	37	30	44	144	▲	468
<b>General Civil - Level 2</b>	2024	2	2	5	4	-	-	-	-	-	-	-	-	13	18%	13
	2023	4	4	1	2	3	1	9	6	4	3	1	1	11	▲	39
<b>General Civil - Level 3</b>	2024	1	8	4	1	-	-	-	-	-	-	-	-	14	133%	14
	2023	1	-	3	2	3	3	-	2	2	3	2	-	6	▲	21
<b>Miscellaneous Civil</b>	2024	88	90	80	106	-	-	-	-	-	-	-	-	364	-5%	364
	2023	104	93	103	85	87	73	59	67	71	94	76	83	385	▼	995
<b>Misdemeanor</b>	2024	9	25	22	14	-	-	-	-	-	-	-	-	70	-4%	70
	2023	26	17	17	13	20	12	20	12	20	8	9	17	73	▼	191
<b>Other</b>	2024	58	38	45	58	-	-	-	-	-	-	-	-	199	5%	199
	2023	63	47	49	31	58	56	45	68	43	29	29	51	190	▲	569
<b>Other Criminally Related Matters</b>	2024	2	12	2	7	-	-	-	-	-	-	-	-	23	-41%	23
	2023	22	5	4	8	8	15	10	13	21	21	2	2	39	▼	131
<b>Probates/Wills &amp; Trusts - Level 1</b>	2024	-	-	-	-	-	-	-	-	-	-	-	-	0	-100%	0
	2023	-	-	1	-	1	-	-	-	1	1	-	-	1	▼	4
<b>Probates/Wills &amp; Trusts - Level 2</b>	2024	2	1	-	2	-	-	-	-	-	-	-	-	5	-17%	5
	2023	3	-	2	1	-	-	1	1	-	1	-	-	6	▼	9
<b>Uncontested Divorce</b>	2024	6	6	3	7	-	-	-	-	-	-	-	-	22	57%	22
	2023	7	-	2	5	6	5	4	1	2	7	2	6	14	▲	47

Dashboard		Monthly Filings Summary		Jan --- Apr Filings	
<p><b>Court:</b> Bedford Circuit  <b>Start/End Date:</b> Jan-23 / Apr-24  <b>2023 Average Month:</b> 451  <b>Jan-Apr 2023:</b> 2,040  <b>Filings Trending:</b> ▼</p>	<p><b>Circuit/Court ID:</b> 24 224019  <b>Type of Case:</b> Filings  <b>2024 Average Month:</b> 462  <b>Jan-Apr 2024 :</b> 1,847  <b>Overall AVG. Month:</b> 454</p>	<p style="font-weight: bold; font-size: 1.2em;">Jan 23 - Apr 24</p>		<p style="font-weight: bold; font-size: 1.2em;">1,847      2,040</p> <p style="font-weight: bold;">2024      2023</p>	

Filings by Division																
Divisions		Jan	Feb	Mar	Apr	May	Jun	Jul	Aug	Sep	Oct	Nov	Dec	Thru Apr	% Change	Total
<b>Total</b>	2024	436	540	476	395	-	-	-	-	-	-	-	-	1,847	-9%	1,847
	2023	535	466	573	466	486	460	392	431	388	447	429	344	2,040	▼	5,417
Civil	2024	47	74	64	66	-	-	-	-	-	-	-	-	251	6%	251
	2023	42	67	66	62	70	67	50	63	64	78	49	38	237	▲	716
Criminal	2024	89	149	123	86	-	-	-	-	-	-	-	-	447	-6%	447
	2023	119	84	137	136	127	137	107	139	118	88	101	90	476	▼	1,383
Concealed Handgun Permits	2024	222	232	215	174	-	-	-	-	-	-	-	-	843	-21%	843
	2023	325	260	275	211	209	192	172	160	154	219	219	158	1,071	▼	2,554
Miscellaneous/ Other	2024	78	85	73	69	-	-	-	-	-	-	-	-	305	19%	305
	2023	49	55	95	57	79	64	63	69	52	62	60	58	256	▲	763
Others	2024	-	-	1	-	-	-	-	-	-	-	-	-	1	1	1
	2023	-	-	-	-	1	-	-	-	-	-	-	-	0	↔	1

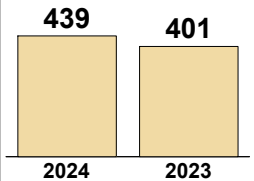
Filings by Case Category																
Case Categories		Jan	Feb	Mar	Apr	May	Jun	Jul	Aug	Sep	Oct	Nov	Dec	Thru Apr	% Change	Total
Administrative Law	2024	-	-	1	-	-	-	-	-	-	-	-	-	1	1	1
	2023	-	-	-	-	-	1	1	-	-	-	-	1	0	↔	3
Capital Murder	2024	-	-	-	-	-	-	-	-	-	-	-	-	0	0	0
	2023	-	-	-	-	-	-	1	-	-	-	-	-	0	↔	1
Contested Divorce	2024	9	8	9	8	-	-	-	-	-	-	-	-	34	31%	34
	2023	6	8	9	3	2	11	5	8	6	2	1	2	26	▲	63
Domestic and Family - Level 1	2024	7	19	16	19	-	-	-	-	-	-	-	-	61	61%	61
	2023	9	8	9	12	10	9	11	8	20	21	14	7	38	▲	138
Domestic and Family - Level 2	2024	5	8	8	2	-	-	-	-	-	-	-	-	23	-34%	23
	2023	4	17	5	9	4	7	5	12	7	3	4	3	35	▼	80
Felonies and Related Matters	2024	73	117	74	55	-	-	-	-	-	-	-	-	319	-16%	319
	2023	93	67	106	113	94	66	85	88	83	38	75	55	379	▼	963
General Civil - Level 1	2024	1	-	-	1	-	-	-	-	-	-	-	-	2	0%	2
	2023	1	1	-	-	1	-	-	-	-	1	2	-	2	↔	6
General Civil - Level 2	2024	13	10	10	15	-	-	-	-	-	-	-	-	48	-2%	48
	2023	9	9	15	16	17	5	12	15	10	23	10	7	49	▼	148
General Civil - Level 3	2024	5	5	3	5	-	-	-	-	-	-	-	-	18	-31%	18
	2023	4	7	7	8	14	10	8	1	3	9	7	10	26	▼	88
Miscellaneous Civil	2024	252	276	250	205	-	-	-	-	-	-	-	-	983	-19%	983
	2023	356	289	323	240	242	221	209	200	182	250	250	185	1,208	▼	2,947
Misdemeanor	2024	11	20	26	14	-	-	-	-	-	-	-	-	71	58%	71
	2023	13	8	19	5	17	12	21	42	15	24	20	24	45	▲	220
Other	2024	43	43	35	37	-	-	-	-	-	-	-	-	158	49%	158
	2023	15	25	41	25	45	32	23	28	20	27	26	30	106	▲	337
Other Criminally Related Matters	2024	5	12	23	22	-	-	-	-	-	-	-	-	62	9%	62
	2023	13	9	14	21	21	60	-	9	20	26	6	11	57	▲	210
Probates/Wills & Trusts - Level 1	2024	-	-	-	1	-	-	-	-	-	-	-	-	1	-50%	1
	2023	2	-	-	-	-	-	-	3	-	1	-	-	2	▼	6
Probates/Wills & Trusts - Level 2	2024	1	4	5	3	-	-	-	-	-	-	-	-	13	0%	13
	2023	2	4	5	2	5	11	4	5	8	4	-	2	13	↔	52
Uncontested Divorce	2024	11	18	16	8	-	-	-	-	-	-	-	-	53	-2%	53
	2023	8	14	20	12	14	15	7	12	13	17	15	8	54	▼	155

Dashboard		Monthly Filings Summary		Jan --- Apr Filings	
<b>Court:</b> Campbell Circuit	<b>Circuit/Court ID:</b> 24 224031			1,268	1,321
<b>Start/End Date:</b> Jan-23 / Apr-24	<b>Type of Case:</b> Filings			2024	2023
<b>2023 Average Month:</b> 282	<b>2024 Average Month:</b> 317				
<b>Jan-Apr 2023:</b> 1,321	<b>Jan-Apr 2024 :</b> 1,268				
<b>Filings Trending:</b> ▼	<b>Overall AVG. Month:</b> 291				

Filings by Division																
Divisions		Jan	Feb	Mar	Apr	May	Jun	Jul	Aug	Sep	Oct	Nov	Dec	Thru Apr	% Change	Total
<b>Total</b>	2024	304	320	346	298	-	-	-	-	-	-	-	-	1,268	-4%	1,268
	2023	364	329	347	281	300	311	204	227	217	263	265	281	1,321	▼	3,389
<b>Civil</b>	2024	37	41	33	43	-	-	-	-	-	-	-	-	154	1%	154
	2023	29	44	41	38	45	63	31	37	19	27	33	33	152	▲	440
<b>Criminal</b>	2024	87	84	108	77	-	-	-	-	-	-	-	-	356	-4%	356
	2023	102	87	102	78	91	137	50	53	78	76	65	90	369	▼	1,009
<b>Concealed Handgun Permits</b>	2024	144	151	154	130	-	-	-	-	-	-	-	-	579	-13%	579
	2023	192	173	165	134	128	93	92	109	90	124	126	130	664	▼	1,556
<b>Miscellaneous/ Other</b>	2024	36	44	51	48	-	-	-	-	-	-	-	-	179	32%	179
	2023	41	25	39	31	36	18	31	28	30	36	41	28	136	▲	384

Filings by Case Category																
Case Categories		Jan	Feb	Mar	Apr	May	Jun	Jul	Aug	Sep	Oct	Nov	Dec	Thru Apr	% Change	Total
<b>Administrative Law</b>	2024	-	1	-	-	-	-	-	-	-	-	-	-	1	1	1
	2023	-	-	-	-	-	-	-	-	1	-	-	-	0	↔	1
<b>Capital Murder</b>	2024	-	-	-	-	-	-	-	-	-	-	-	-	0	0	0
	2023	-	-	-	-	-	-	1	-	-	-	-	-	0	↔	1
<b>Contested Divorce</b>	2024	5	8	4	3	-	-	-	-	-	-	-	-	20	33%	20
	2023	2	5	5	3	4	5	6	3	3	-	1	2	15	▲	39
<b>Domestic and Family - Level 1</b>	2024	4	1	2	10	-	-	-	-	-	-	-	-	17	-26%	17
	2023	11	6	4	2	9	3	4	8	3	4	2	1	23	▼	57
<b>Domestic and Family - Level 2</b>	2024	2	1	-	2	-	-	-	-	-	-	-	-	5	-38%	5
	2023	1	3	3	1	4	3	2	2	2	-	7	-	8	▼	28
<b>Felonies and Related Matters</b>	2024	34	48	58	49	-	-	-	-	-	-	-	-	189	-11%	189
	2023	69	49	60	35	52	91	25	27	46	43	39	48	213	▼	584
<b>General Civil - Level 1</b>	2024	-	-	1	1	-	-	-	-	-	-	-	-	2	100%	2
	2023	-	-	1	-	3	1	-	-	1	-	-	3	1	▲	9
<b>General Civil - Level 2</b>	2024	5	5	7	8	-	-	-	-	-	-	-	-	25	-34%	25
	2023	6	9	14	9	9	4	9	9	8	9	7	10	38	▼	103
<b>General Civil - Level 3</b>	2024	16	22	8	11	-	-	-	-	-	-	-	-	57	138%	57
	2023	1	6	12	5	11	33	15	8	-	7	3	8	24	▲	109
<b>Miscellaneous Civil</b>	2024	162	168	173	156	-	-	-	-	-	-	-	-	659	-11%	659
	2023	216	190	179	157	145	100	102	125	107	146	150	142	742	▼	1,759
<b>Misdemeanor</b>	2024	49	29	46	24	-	-	-	-	-	-	-	-	148	4%	148
	2023	29	33	39	41	38	41	22	22	25	28	24	41	142	▲	383
<b>Other</b>	2024	11	13	25	21	-	-	-	-	-	-	-	-	70	32%	70
	2023	16	9	19	9	14	10	6	9	12	12	9	11	53	▲	136
<b>Other Criminally Related Matters</b>	2024	4	7	5	4	-	-	-	-	-	-	-	-	20	43%	20
	2023	4	5	3	2	1	5	2	4	7	5	2	2	14	▲	42
<b>Probates/Wills &amp; Trusts - Level 1</b>	2024	-	-	-	-	-	-	-	-	-	-	-	-	0	0	0
	2023	-	-	-	-	-	1	1	-	-	-	-	-	0	↔	2
<b>Probates/Wills &amp; Trusts - Level 2</b>	2024	2	2	2	1	-	-	-	-	-	-	-	-	7	40%	7
	2023	-	3	1	1	1	1	1	2	-	1	2	2	5	▲	15
<b>Protective Orders</b>	2024	1	-	-	-	-	-	-	-	-	-	-	-	1	1	1
	2023	-	-	-	-	-	-	-	-	-	-	-	-	0	↔	0
<b>Uncontested Divorce</b>	2024	9	15	15	8	-	-	-	-	-	-	-	-	47	9%	47
	2023	9	11	7	16	9	13	8	8	2	8	19	11	43	▲	121



Dashboard	Monthly Filings Summary	Jan --- Apr Filings
<p><b>Court:</b> Nelson Circuit  <b>Start/End Date:</b> Jan-23 / Apr-24  <b>2023 Average Month:</b> 93  <b>Jan-Apr 2023:</b> 401  <b>Filings Trending:</b> ▲</p>	<p><b>Circuit/Court ID:</b> 24 224125  <b>Type of Case:</b> Filings  <b>2024 Average Month:</b>110  <b>Jan-Apr 2024 :</b> 439  <b>Overall AVG. Month:</b> 97</p>	

Filings by Division																
Divisions		Jan	Feb	Mar	Apr	May	Jun	Jul	Aug	Sep	Oct	Nov	Dec	Thru Apr	% Change	Total
<b>Total</b>	2024	96	154	83	106	-	-	-	-	-	-	-	-	439	9%	439
	2023	85	88	162	66	112	58	70	69	119	122	101	64	401	▲	1,116
<b>Civil</b>	2024	9	16	7	9	-	-	-	-	-	-	-	-	41	-5%	41
	2023	5	13	12	13	12	18	5	4	10	8	5	5	43	▼	110
<b>Criminal</b>	2024	25	92	31	57	-	-	-	-	-	-	-	-	205	6%	205
	2023	26	41	98	29	60	12	34	33	72	78	56	20	194	▲	559
<b>Concealed Handgun Permits</b>	2024	40	36	40	30	-	-	-	-	-	-	-	-	146	10%	146
	2023	47	30	38	18	34	17	22	25	26	29	31	32	133	▲	349
<b>Miscellaneous/Other</b>	2024	22	10	5	10	-	-	-	-	-	-	-	-	47	52%	47
	2023	7	4	14	6	6	11	9	7	11	6	9	6	31	▲	96
<b>Others</b>	2024	-	-	-	-	-	-	-	-	-	-	-	-	0	0	0
	2023	-	-	-	-	-	-	-	-	-	1	-	1	0	↔	2

Filings by Case Category																
Case Categories		Jan	Feb	Mar	Apr	May	Jun	Jul	Aug	Sep	Oct	Nov	Dec	Thru Apr	% Change	Total
<b>Administrative Law</b>	2024	-	-	-	1	-	-	-	-	-	-	-	-	1	0%	1
	2023	1	-	-	-	-	-	-	-	-	-	1	1	1	↔	3
<b>Capital Murder</b>	2024	1	-	-	-	-	-	-	-	-	-	-	-	1	1	1
	2023	-	-	-	-	-	-	-	-	-	-	-	-	0	↔	0
<b>Contested Divorce</b>	2024	1	-	-	2	-	-	-	-	-	-	-	-	3	-25%	3
	2023	-	2	2	-	1	1	2	-	-	1	-	-	4	▼	9
<b>Domestic and Family - Level 1</b>	2024	1	1	-	-	-	-	-	-	-	-	-	-	2	-78%	2
	2023	1	2	1	5	2	2	-	-	1	3	1	-	9	▼	18
<b>Domestic and Family - Level 2</b>	2024	-	-	1	-	-	-	-	-	-	-	-	-	1	0%	1
	2023	-	-	-	1	-	1	-	1	-	-	-	-	1	↔	3
<b>Felonies and Related Matters</b>	2024	15	37	29	43	-	-	-	-	-	-	-	-	124	10%	124
	2023	14	24	65	10	37	10	20	19	32	61	46	10	113	▲	348
<b>General Civil - Level 1</b>	2024	-	-	-	-	-	-	-	-	-	-	-	-	0	-100%	0
	2023	-	-	-	1	-	-	-	-	1	-	-	-	1	▼	2
<b>General Civil - Level 2</b>	2024	4	7	1	3	-	-	-	-	-	-	-	-	15	36%	15
	2023	2	6	1	2	-	7	2	1	2	2	2	1	11	▲	28
<b>General Civil - Level 3</b>	2024	2	7	3	-	-	-	-	-	-	-	-	-	12	71%	12
	2023	2	1	2	2	4	3	1	-	2	-	1	2	7	▲	20
<b>Miscellaneous Civil</b>	2024	60	44	44	39	-	-	-	-	-	-	-	-	187	16%	187
	2023	51	34	52	24	40	28	30	32	34	35	39	38	161	▲	437
<b>Misdemeanor</b>	2024	8	25	2	13	-	-	-	-	-	-	-	-	48	-14%	48
	2023	11	16	19	10	21	2	10	8	15	11	4	5	56	▼	132
<b>Other</b>	2024	-	-	-	-	-	-	-	-	-	-	-	-	0	-100%	0
	2023	1	1	1	-	1	1	-	-	1	1	-	1	3	▼	8
<b>Other Criminally Related Matters</b>	2024	1	30	-	1	-	-	-	-	-	-	-	-	32	23%	32
	2023	1	1	15	9	2	-	5	6	25	6	6	5	26	▲	81
<b>Probates/Wills &amp; Trusts - Level 1</b>	2024	-	-	-	-	-	-	-	-	-	-	-	-	0	-100%	0
	2023	-	-	-	1	-	-	-	-	-	-	1	-	1	▼	2
<b>Probates/Wills &amp; Trusts - Level 2</b>	2024	-	-	1	1	-	-	-	-	1	1	-	-	1	-50%	1
	2023	-	-	-	-	-	-	-	-	-	1	-	-	2	▼	4
<b>Uncontested Divorce</b>	2024	3	3	3	3	-	-	-	-	-	-	-	-	12	140%	12
	2023	1	1	3	-	4	3	-	2	5	-	1	1	5	▲	21


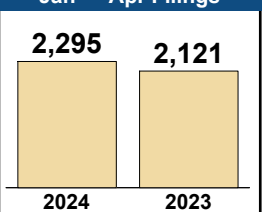
This report reflects data in the case management system. Numbers will update accordingly as reports are refreshed and posted.

# CPSS-CCMS-10.01 CASELOAD STATISTICS OF THE CIRCUIT COURTS

Lynchburg

January 2023 -- April 2024 Filings

Alexandria and Fairfax Circuit are not Included in State Totals

Dashboard	Monthly Filings Summary	Jan --- Apr Filings
<p><b>Court:</b> Lynchburg Circuit  <b>Start/End Date:</b> Jan-23 / Apr-24  <b>2023 Average Month:</b> 494  <b>Jan-Apr 2023:</b> 2,121  <b>Filings Trending:</b> ▲</p>	<p><b>Circuit/Court ID:</b> 24 224680  <b>Type of Case:</b> Filings  <b>2024 Average Month:</b> 574  <b>Jan-Apr 2024 :</b> 2,295  <b>Overall AVG. Month:</b> 514</p>	 <p style="text-align: center;">Jan 23 - Apr 24</p>
		 <p style="text-align: center;">2024: 2,295    2023: 2,121</p>

Filings by Division																
Divisions		Jan	Feb	Mar	Apr	May	Jun	Jul	Aug	Sep	Oct	Nov	Dec	Thru Apr	% Change	Total
<b>Total</b>	2024	529	585	564	617	-	-	-	-	-	-	-	-	2,295	8%	2,295
	2023	510	455	673	483	540	401	472	546	463	482	471	435	2,121	▲	5,931
<b>Civil</b>	2024	65	119	95	90	-	-	-	-	-	-	-	-	369	31%	369
	2023	62	66	90	63	135	60	66	108	71	59	67	99	281	▲	946
<b>Criminal</b>	2024	267	242	247	316	-	-	-	-	-	-	-	-	1,072	10%	1,072
	2023	258	185	324	205	207	192	251	262	234	263	213	181	972	▲	2,775
<b>Concealed Handgun Permits</b>	2024	83	94	75	84	-	-	-	-	-	-	-	-	336	-17%	336
	2023	82	88	130	103	91	73	73	70	65	70	85	65	403	▼	995
<b>Miscellaneous/Other</b>	2024	113	130	147	126	-	-	-	-	-	-	-	-	516	11%	516
	2023	108	115	129	111	107	76	81	105	93	89	106	89	463	▲	1,209
<b>Others</b>	2024	1	-	-	1	-	-	-	-	-	-	-	-	2	0%	2
	2023	-	1	-	1	-	-	1	1	-	1	-	1	2	↔	6

Filings by Case Category																
Case Categories		Jan	Feb	Mar	Apr	May	Jun	Jul	Aug	Sep	Oct	Nov	Dec	Thru Apr	% Change	Total
<b>Administrative Law</b>	2024	-	-	-	-	-	-	-	-	-	-	-	-	0	-100%	0
	2023	-	-	1	-	-	-	-	-	-	-	1	1	1	1	▼
<b>Capital Murder</b>	2024	-	2	-	2	-	-	-	-	-	-	-	-	4	4	4
	2023	-	-	-	-	-	-	3	-	-	-	-	-	0	↔	3
<b>Contested Divorce</b>	2024	4	6	6	7	-	-	-	-	-	-	-	-	23	-26%	23
	2023	7	7	10	7	11	7	7	6	4	7	9	9	31	▼	91
<b>Domestic and Family - Level 1</b>	2024	2	58	22	19	-	-	-	-	-	-	-	-	101	29%	101
	2023	19	15	35	9	69	12	14	28	21	13	22	47	78	▲	304
<b>Domestic and Family - Level 2</b>	2024	3	4	4	2	-	-	-	-	-	-	-	-	13	-13%	13
	2023	2	2	5	6	4	4	4	4	3	2	4	3	15	▼	43
<b>Felonies and Related Matters</b>	2024	162	115	151	228	-	-	-	-	-	-	-	-	656	14%	656
	2023	149	93	207	127	113	113	161	165	144	152	124	109	576	▲	1,657
<b>General Civil - Level 1</b>	2024	-	3	2	1	-	-	-	-	-	-	-	-	6	0%	6
	2023	2	2	1	1	1	1	2	1	1	1	3	1	6	↔	17
<b>General Civil - Level 2</b>	2024	16	14	21	27	-	-	-	-	-	-	-	-	78	42%	78
	2023	12	14	14	15	14	10	15	18	9	16	11	12	55	▲	160
<b>General Civil - Level 3</b>	2024	14	17	21	13	-	-	-	-	-	-	-	-	65	110%	65
	2023	5	11	8	7	10	11	4	9	2	6	4	6	31	▲	83
<b>Miscellaneous Civil</b>	2024	112	141	130	129	-	-	-	-	-	-	-	-	512	-6%	512
	2023	114	119	181	132	125	97	109	111	108	105	124	95	546	▼	1,420
<b>Misdemeanor</b>	2024	96	95	78	68	-	-	-	-	-	-	-	-	337	2%	337
	2023	95	77	103	54	71	55	64	83	81	98	76	59	329	▲	916
<b>Other</b>	2024	80	81	93	78	-	-	-	-	-	-	-	-	332	4%	332
	2023	75	83	79	81	68	49	43	62	51	52	64	61	318	▲	768
<b>Other Criminally Related Matters</b>	2024	17	31	19	21	-	-	-	-	-	-	-	-	88	26%	88
	2023	16	15	15	24	29	26	25	29	27	18	15	13	70	▲	252
<b>Probates/Wills &amp; Trusts - Level 1</b>	2024	-	2	-	-	-	-	-	-	-	-	-	-	2	2	2
	2023	-	-	-	-	-	-	-	1	-	-	-	1	0	↔	2
<b>Probates/Wills &amp; Trusts - Level 2</b>	2024	4	3	2	3	-	-	-	-	-	-	-	-	12	100%	12
	2023	1	1	2	2	3	1	6	2	2	1	2	1	6	▲	24
<b>Protective Orders</b>	2024	-	-	-	-	-	-	-	-	-	-	-	-	0	0	0
	2023	-	-	-	-	-	-	2	-	-	-	-	-	0	↔	2
<b>Uncontested Divorce</b>	2024	19	13	15	19	-	-	-	-	-	-	-	-	66	12%	66
	2023	13	16	12	18	22	15	13	27	10	10	12	17	59	▲	185

This report reflects data in the case management system. Numbers will update accordingly as reports are refreshed and posted.

# CPSS-CCMS-10.01 CASELOAD STATISTICS OF THE CIRCUIT COURTS

Allegheny

January 2023 -- April 2024 Filings

Alexandria and Fairfax Circuit are not Included in State Totals

Dashboard	Monthly Filings Summary	Jan --- Apr Filings
<p><b>Court:</b> Allegheny Circuit  <b>Start/End Date:</b> Jan-23 / Apr-24  <b>2023 Average Month:</b> 159  <b>Jan-Apr 2023:</b> 694  <b>Filings Trending:</b> ▼</p>	<p><b>Circuit/Court ID:</b> 25 225005  <b>Type of Case:</b> Filings  <b>2024 Average Month:</b> 157  <b>Jan-Apr 2024 :</b> 626  <b>Overall AVG. Month:</b> 158</p>	

Filings by Division																
Divisions		Jan	Feb	Mar	Apr	May	Jun	Jul	Aug	Sep	Oct	Nov	Dec	Thru Apr	% Change	Total
<b>Total</b>	2024	137	129	145	215	-	-	-	-	-	-	-	-	626	-10%	626
	2023	165	124	177	228	185	160	173	178	90	199	102	122	694	▼	1,903
<b>Civil</b>	2024	5	7	10	8	-	-	-	-	-	-	-	-	30	-49%	30
	2023	9	13	26	11	16	34	28	15	6	11	14	12	59	▼	195
<b>Criminal</b>	2024	86	72	77	163	-	-	-	-	-	-	-	-	398	11%	398
	2023	83	52	63	162	117	88	97	101	46	119	44	60	360	▲	1,032
<b>Concealed Handgun Permits</b>	2024	38	37	47	29	-	-	-	-	-	-	-	-	151	-34%	151
	2023	64	47	71	47	42	28	37	44	28	50	35	33	229	▼	526
<b>Miscellaneous/ Other</b>	2024	8	13	11	14	-	-	-	-	-	-	-	-	46	5%	46
	2023	9	11	16	8	10	10	11	18	10	19	9	17	44	▲	148
<b>Others</b>	2024	-	-	-	1	-	-	-	-	-	-	-	-	1	-50%	1
	2023	-	1	1	-	-	-	-	-	-	-	-	-	2	▼	2

Filings by Case Category																
Case Categories		Jan	Feb	Mar	Apr	May	Jun	Jul	Aug	Sep	Oct	Nov	Dec	Thru Apr	% Change	Total
<b>Administrative Law</b>	2024	-	-	-	-	-	-	-	-	-	-	-	-	0	0	0
	2023	-	-	-	-	-	-	-	-	-	-	1	-	0	↔	1
<b>Capital Murder</b>	2024	-	-	-	1	-	-	-	-	-	-	-	-	1	1	1
	2023	-	-	-	-	-	-	-	-	-	-	-	-	0	↔	0
<b>Contested Divorce</b>	2024	-	1	2	1	-	-	-	-	-	-	-	-	4	0%	4
	2023	1	-	3	-	3	1	6	4	1	-	1	1	4	↔	21
<b>Domestic and Family - Level 1</b>	2024	-	-	-	-	-	-	-	-	-	-	-	-	0	-100%	0
	2023	1	3	1	1	-	3	7	2	-	-	-	1	6	▼	19
<b>Domestic and Family - Level 2</b>	2024	1	1	1	1	-	-	-	-	-	-	-	-	4	-20%	4
	2023	1	3	1	-	-	-	2	-	1	1	-	-	5	▼	9
<b>Felonies and Related Matters</b>	2024	52	46	49	123	-	-	-	-	-	-	-	-	270	0%	270
	2023	48	27	49	146	81	54	78	71	34	88	31	32	270	↔	739
<b>General Civil - Level 1</b>	2024	-	-	-	1	-	-	-	-	-	-	-	-	1	-67%	1
	2023	-	-	2	1	-	1	1	-	-	-	1	-	3	▼	6
<b>General Civil - Level 2</b>	2024	2	1	3	-	-	-	-	-	-	-	-	-	6	-33%	6
	2023	1	2	3	3	3	2	1	1	2	4	-	2	9	▼	24
<b>General Civil - Level 3</b>	2024	1	-	3	-	-	-	-	-	-	-	-	-	4	100%	4
	2023	1	-	1	-	6	19	4	2	-	2	3	4	2	▲	42
<b>Miscellaneous Civil</b>	2024	45	50	56	42	-	-	-	-	-	-	-	-	193	-29%	193
	2023	72	58	86	54	51	37	46	61	37	63	43	48	270	▼	656
<b>Misdemeanor</b>	2024	31	18	24	38	-	-	-	-	-	-	-	-	111	37%	111
	2023	34	21	11	15	34	34	19	25	10	27	10	27	81	▲	267
<b>Other</b>	2024	1	-	-	1	-	-	-	-	-	-	-	-	2	-67%	2
	2023	-	2	3	1	1	-	-	-	-	-	1	-	6	▼	8
<b>Other Criminally Related Matters</b>	2024	3	8	4	4	-	-	-	-	-	-	-	-	19	111%	19
	2023	1	4	3	1	2	1	-	5	2	4	3	1	9	▲	27
<b>Probates/Wills &amp; Trusts - Level 2</b>	2024	-	2	-	1	-	-	-	-	-	-	-	-	3	-67%	3
	2023	1	2	5	1	-	2	-	1	-	-	5	1	9	▼	18
<b>Uncontested Divorce</b>	2024	1	2	3	2	-	-	-	-	-	-	-	-	8	-60%	8
	2023	4	2	9	5	4	6	9	6	3	7	6	5	20	▼	66

This report reflects data in the case management system. Numbers will update accordingly as reports are refreshed and posted.

Dashboard		Monthly Filings Summary		Jan --- Apr Filings					
<p><b>Court:</b> Augusta Circuit  <b>Start/End Date:</b> Jan-23 / Apr-24  <b>2023 Average Month:</b> 458  <b>Jan-Apr 2023:</b> 2,073  <b>Filings Trending:</b> ▲</p>	<p><b>Circuit/Court ID:</b> 25 225015  <b>Type of Case:</b> Filings  <b>2024 Average Month:</b> 542  <b>Jan-Apr 2024 :</b> 2,168  <b>Overall AVG. Month:</b> 479</p>	<p style="font-weight: bold; font-size: 1.2em;">Jan 23 - Apr 24</p>		<table style="margin: auto;"> <tr> <td style="text-align: center; width: 50%;"> <div style="background-color: #f1c40f; padding: 5px; border: 1px solid #000; display: inline-block;">2,168</div> </td> <td style="text-align: center; width: 50%;"> <div style="background-color: #f1c40f; padding: 5px; border: 1px solid #000; display: inline-block;">2,073</div> </td> </tr> <tr> <td style="text-align: center; font-size: 0.8em;">2024</td> <td style="text-align: center; font-size: 0.8em;">2023</td> </tr> </table>		<div style="background-color: #f1c40f; padding: 5px; border: 1px solid #000; display: inline-block;">2,168</div>	<div style="background-color: #f1c40f; padding: 5px; border: 1px solid #000; display: inline-block;">2,073</div>	2024	2023
<div style="background-color: #f1c40f; padding: 5px; border: 1px solid #000; display: inline-block;">2,168</div>	<div style="background-color: #f1c40f; padding: 5px; border: 1px solid #000; display: inline-block;">2,073</div>								
2024	2023								

Filings by Division																
Divisions		Jan	Feb	Mar	Apr	May	Jun	Jul	Aug	Sep	Oct	Nov	Dec	Thru Apr	% Change	Total
<b>Total</b>	2024	518	554	603	493	-	-	-	-	-	-	-	-	2,168	5%	2,168
	2023	532	534	559	448	472	427	392	417	395	459	437	420	2,073	▲	5,492
<b>Civil</b>	2024	43	56	46	58	-	-	-	-	-	-	-	-	203	0%	203
	2023	52	65	48	39	57	39	36	56	26	57	50	45	204	▼	570
<b>Criminal</b>	2024	196	202	251	144	-	-	-	-	-	-	-	-	793	21%	793
	2023	170	141	174	173	169	169	136	171	168	181	166	140	658	▲	1,958
<b>Concealed Handgun Permits</b>	2024	171	211	236	196	-	-	-	-	-	-	-	-	814	-6%	814
	2023	219	241	235	170	164	126	132	126	132	139	155	140	865	▼	1,979
<b>Miscellaneous/ Other</b>	2024	97	77	64	90	-	-	-	-	-	-	-	-	328	-3%	328
	2023	89	86	100	63	81	91	88	60	69	82	60	91	338	▼	960
<b>Others</b>	2024	11	8	6	5	-	-	-	-	-	-	-	-	30	275%	30
	2023	2	1	2	3	1	2	-	4	-	-	6	4	8	▲	25

Filings by Case Category																
Case Categories		Jan	Feb	Mar	Apr	May	Jun	Jul	Aug	Sep	Oct	Nov	Dec	Thru Apr	% Change	Total
<b>Administrative Law</b>	2024	-	1	-	-	-	-	-	-	-	-	-	-	1	-67%	1
	2023	1	1	1	-	-	-	-	1	4	-	4	-	3	▼	12
<b>Capital Murder</b>	2024	1	-	-	-	-	-	-	-	-	-	-	-	1	1	1
	2023	-	-	-	-	-	-	-	-	-	-	-	-	0	↔	0
<b>Contested Divorce</b>	2024	3	6	6	8	-	-	-	-	-	-	-	-	23	-4%	23
	2023	6	9	6	3	6	6	6	8	2	6	2	5	24	▼	65
<b>Domestic and Family - Level 1</b>	2024	6	8	4	10	-	-	-	-	-	-	-	-	28	100%	28
	2023	7	2	1	4	10	5	6	8	-	6	2	14	14	▲	65
<b>Domestic and Family - Level 2</b>	2024	7	5	7	8	-	-	-	-	-	-	-	-	27	-41%	27
	2023	1	37	4	4	6	2	3	5	2	6	6	5	46	▼	81
<b>Felonies and Related Matters</b>	2024	142	145	209	103	-	-	-	-	-	-	-	-	599	38%	599
	2023	107	100	113	114	136	106	90	119	110	104	129	92	434	▲	1,320
<b>General Civil - Level 1</b>	2024	-	-	-	-	-	-	-	-	-	-	-	-	0	-100%	0
	2023	-	-	2	-	1	-	-	-	-	-	-	-	2	▼	3
<b>General Civil - Level 2</b>	2024	8	10	4	6	-	-	-	-	-	-	-	-	28	-3%	28
	2023	5	4	13	7	7	2	6	10	4	8	6	3	29	▼	75
<b>General Civil - Level 3</b>	2024	4	6	7	12	-	-	-	-	-	-	-	-	29	12%	29
	2023	10	5	5	6	8	7	7	3	4	9	20	6	26	▲	90
<b>Miscellaneous Civil</b>	2024	194	246	263	248	-	-	-	-	-	-	-	-	951	-6%	951
	2023	247	278	285	201	202	167	167	154	168	177	181	164	1,011	▼	2,391
<b>Misdemeanor</b>	2024	49	55	40	38	-	-	-	-	-	-	-	-	182	-9%	182
	2023	60	34	56	50	29	53	43	49	53	73	34	47	200	▼	581
<b>Other</b>	2024	85	49	41	38	-	-	-	-	-	-	-	-	213	12%	213
	2023	60	49	49	32	42	52	51	35	31	40	39	71	190	▲	551
<b>Other Criminally Related Matters</b>	2024	5	3	3	3	-	-	-	-	-	-	-	-	14	-44%	14
	2023	4	7	5	9	4	10	4	4	5	6	3	1	25	▼	62
<b>Probates/Wills &amp; Trusts - Level 1</b>	2024	-	-	-	1	-	-	-	-	-	-	-	-	1	1	1
	2023	-	-	-	-	-	-	-	-	1	-	-	-	0	↔	2
<b>Probates/Wills &amp; Trusts - Level 2</b>	2024	-	5	2	3	-	-	-	-	-	-	-	-	10	-17%	10
	2023	6	1	4	1	6	1	2	5	3	4	3	4	12	▼	40
<b>Uncontested Divorce</b>	2024	14	15	17	15	-	-	-	-	-	-	-	-	61	7%	61
	2023	18	7	15	17	15	16	7	16	8	20	8	7	57	▲	154

This report reflects data in the case management system. Numbers will update accordingly as reports are refreshed and posted.

Dashboard		Monthly Filings Summary		Jan --- Apr Filings	
<b>Court:</b> Bath Circuit <b>Start/End Date:</b> Jan-23 / Apr-24 <b>2023 Average Month:</b> 30 <b>Jan-Apr 2023:</b> 143 <b>Filings Trending:</b> ▼	<b>Circuit/Court ID:</b> 25 225017 <b>Type of Case:</b> Filings <b>2024 Average Month:</b> 21 <b>Jan-Apr 2024 :</b> 84 <b>Overall AVG. Month:</b> 28	<p style="font-weight: bold; font-size: 1.2em;">Jan 23 - Apr 24</p>	<p style="font-weight: bold; font-size: 1.2em;">84      143</p> <p style="font-weight: bold;">2024      2023</p>		

Filings by Division																
Divisions		Jan	Feb	Mar	Apr	May	Jun	Jul	Aug	Sep	Oct	Nov	Dec	Thru Apr	% Change	Total
<b>Total</b>	2024	28	17	11	28	-	-	-	-	-	-	-	-	84	-41%	84
	2023	50	23	29	41	21	19	40	32	29	17	22	34	143	▼	357
<b>Civil</b>	2024	1	2	-	4	-	-	-	-	-	-	-	-	7	17%	7
	2023	1	-	2	3	2	3	-	2	1	1	-	6	6	▲	21
<b>Criminal</b>	2024	19	4	1	8	-	-	-	-	-	-	-	-	32	-42%	32
	2023	27	7	1	20	1	-	9	9	15	4	3	6	55	▼	102
<b>Concealed Handgun Permits</b>	2024	7	10	8	13	-	-	-	-	-	-	-	-	38	-46%	38
	2023	19	16	23	13	12	12	28	17	10	12	18	18	71	▼	198
<b>Miscellaneous/ Other</b>	2024	1	1	2	3	-	-	-	-	-	-	-	-	7	-36%	7
	2023	3	-	3	5	6	4	3	4	3	-	1	4	11	▼	36

Filings by Case Category																
Case Categories		Jan	Feb	Mar	Apr	May	Jun	Jul	Aug	Sep	Oct	Nov	Dec	Thru Apr	% Change	Total
<b>Contested Divorce</b>	2024	-	1	-	1	-	-	-	-	-	-	-	-	2	2	2
	2023	-	-	-	-	1	1	-	-	-	1	-	-	1	0	↔
<b>Domestic and Family - Level 1</b>	2024	-	1	-	-	-	-	-	-	-	-	-	-	1	-50%	1
	2023	-	-	2	-	-	-	-	-	-	-	-	-	2	▼	2
<b>Domestic and Family - Level 2</b>	2024	-	-	-	-	-	-	-	-	-	-	-	-	0	0	0
	2023	-	-	-	-	-	1	-	-	-	-	-	-	0	↔	1
<b>Felonies and Related Matters</b>	2024	15	3	1	8	-	-	-	-	-	-	-	-	27	-47%	27
	2023	25	5	1	20	1	-	3	4	13	2	2	5	51	▼	81
<b>General Civil - Level 1</b>	2024	-	-	-	1	-	-	-	-	-	-	-	-	1	0%	1
	2023	1	-	-	-	-	-	-	-	-	-	-	-	1	↔	1
<b>General Civil - Level 2</b>	2024	1	1	-	-	-	-	-	-	-	-	-	-	2	-60%	2
	2023	1	-	2	2	-	2	1	2	1	1	-	1	5	▼	13
<b>General Civil - Level 3</b>	2024	-	-	1	1	-	-	-	-	-	-	-	-	2	2	2
	2023	-	-	-	-	1	1	1	1	-	-	-	3	0	↔	7
<b>Miscellaneous Civil</b>	2024	7	10	9	14	-	-	-	-	-	-	-	-	40	-48%	40
	2023	21	16	24	16	16	14	29	19	12	12	19	21	77	▼	219
<b>Misdemeanor</b>	2024	3	1	-	-	-	-	-	-	-	-	-	-	4	33%	4
	2023	1	2	-	-	-	-	4	3	2	2	1	1	3	▲	16
<b>Other</b>	2024	-	-	-	-	-	-	-	-	-	-	-	-	0	0	0
	2023	-	-	-	-	-	-	-	-	-	-	-	1	0	↔	1
<b>Other Criminally Related Matters</b>	2024	1	-	-	-	-	-	-	-	-	-	-	-	1	0%	1
	2023	1	-	-	-	-	-	2	2	-	-	-	-	1	↔	5
<b>Probates/Wills &amp; Trusts - Level 2</b>	2024	-	-	-	2	-	-	-	-	-	-	-	-	2	0%	2
	2023	-	-	-	2	-	-	-	1	-	-	-	-	2	↔	3
<b>Uncontested Divorce</b>	2024	1	-	-	1	-	-	-	-	-	-	-	-	2	100%	2
	2023	-	-	-	1	2	-	-	-	-	-	-	1	1	▲	4

Dashboard		Monthly Filings Summary		Jan --- Apr Filings	
<b>Court:</b> Botetourt Circuit	<b>Circuit/Court ID:</b> 25 225023	<p>Jan 23 - Apr 24</p>		<p>730 2024, 940 2023</p>	
<b>Start/End Date:</b> Jan-23 / Apr-24	<b>Type of Case:</b> Filings				
<b>2023 Average Month:</b> 213	<b>2024 Average Month:</b> 183				
<b>Jan-Apr 2023:</b> 940	<b>Jan-Apr 2024 :</b> 730				
<b>Filings Trending:</b> ▼	<b>Overall AVG. Month:</b> 205				

Filings by Division																
Divisions		Jan	Feb	Mar	Apr	May	Jun	Jul	Aug	Sep	Oct	Nov	Dec	Thru Apr	% Change	Total
<b>Total</b>	2024	185	161	236	148	-	-	-	-	-	-	-	-	730	-22%	730
	2023	198	190	347	205	205	175	157	255	199	244	192	184	940	▼	2,551
<b>Civil</b>	2024	18	22	21	24	-	-	-	-	-	-	-	-	85	27%	85
	2023	18	14	16	19	21	15	18	25	18	23	18	18	67	▲	223
<b>Criminal</b>	2024	54	45	114	41	-	-	-	-	-	-	-	-	254	-34%	254
	2023	63	48	207	68	89	68	60	114	94	102	81	72	386	▼	1,066
<b>Concealed Handgun Permits</b>	2024	93	76	81	67	-	-	-	-	-	-	-	-	317	-12%	317
	2023	91	89	92	89	83	72	70	81	68	97	75	68	361	▼	975
<b>Miscellaneous/ Other</b>	2024	20	17	20	16	-	-	-	-	-	-	-	-	73	-42%	73
	2023	26	39	32	29	12	20	9	34	19	22	18	26	126	▼	286
<b>Others</b>	2024	-	1	-	-	-	-	-	-	-	-	-	-	1	1	1
	2023	-	-	-	-	-	-	-	1	-	-	-	-	0	↔	1

Filings by Case Category																
Case Categories		Jan	Feb	Mar	Apr	May	Jun	Jul	Aug	Sep	Oct	Nov	Dec	Thru Apr	% Change	Total
<b>Administrative Law</b>	2024	-	-	-	-	-	-	-	-	-	-	-	-	0	-100%	0
	2023	-	-	1	-	-	-	-	-	-	1	-	-	1	▼	2
<b>Capital Murder</b>	2024	-	-	-	-	-	-	-	-	-	-	-	-	0	-100%	0
	2023	-	-	1	-	-	-	-	-	-	1	-	-	1	▼	2
<b>Contested Divorce</b>	2024	2	5	2	4	-	-	-	-	-	-	-	-	13	86%	13
	2023	1	2	3	1	2	2	1	1	-	1	2	1	7	▲	17
<b>Domestic and Family - Level 1</b>	2024	3	2	2	6	-	-	-	-	-	-	-	-	13	0%	13
	2023	1	5	2	5	6	3	-	10	-	14	6	7	13	↔	59
<b>Domestic and Family - Level 2</b>	2024	-	-	1	-	-	-	-	-	-	-	-	-	1	-67%	1
	2023	1	-	1	1	1	1	1	-	2	1	-	1	3	▼	10
<b>Felonies and Related Matters</b>	2024	40	28	93	24	-	-	-	-	-	-	-	-	185	-43%	185
	2023	50	34	183	59	55	47	36	95	67	73	55	58	326	▼	812
<b>General Civil - Level 1</b>	2024	2	-	-	-	-	-	-	-	-	-	-	-	2	2	2
	2023	-	-	-	-	-	-	-	-	-	-	-	-	0	↔	0
<b>General Civil - Level 2</b>	2024	3	4	7	2	-	-	-	-	-	-	-	-	16	33%	16
	2023	2	3	4	3	6	4	5	5	6	3	2	2	12	▲	45
<b>General Civil - Level 3</b>	2024	1	5	3	1	-	-	-	-	-	-	-	-	10	67%	10
	2023	5	-	1	-	-	-	-	2	4	1	4	6	6	▲	23
<b>Miscellaneous Civil</b>	2024	102	86	89	74	-	-	-	-	-	-	-	-	351	-18%	351
	2023	99	113	106	110	87	82	75	95	77	106	87	83	428	▼	1,120
<b>Misdemeanor</b>	2024	9	16	20	11	-	-	-	-	-	-	-	-	56	44%	56
	2023	11	7	16	5	29	17	13	11	20	22	22	12	39	▲	185
<b>Other</b>	2024	10	8	10	9	-	-	-	-	-	-	-	-	37	-31%	37
	2023	16	14	16	8	9	10	4	20	10	11	6	8	54	▼	132
<b>Other Criminally Related Matters</b>	2024	5	1	1	6	-	-	-	-	-	-	-	-	13	-35%	13
	2023	2	7	7	4	5	4	11	8	6	7	4	2	20	▼	67
<b>Probates/Wills &amp; Trusts - Level 1</b>	2024	-	-	-	-	-	-	-	-	-	-	-	-	0	-100%	0
	2023	1	-	-	1	-	-	-	-	-	-	-	-	2	▼	2
<b>Probates/Wills &amp; Trusts - Level 2</b>	2024	2	2	1	-	-	-	-	-	-	-	-	-	5	25%	5
	2023	2	-	2	-	-	-	2	1	-	1	-	2	4	▲	10
<b>Uncontested Divorce</b>	2024	6	4	7	11	-	-	-	-	-	-	-	-	28	17%	28
	2023	7	5	6	6	5	5	9	7	5	4	4	2	24	▲	65

This report reflects data in the case management system. Numbers will update accordingly as reports are refreshed and posted.

Dashboard		Monthly Filings Summary		Jan --- Apr Filings					
<p><b>Court:</b> Craig Circuit  <b>Start/End Date:</b> Jan-23 / Apr-24  <b>2023 Average Month:</b> 33  <b>Jan-Apr 2023:</b> 151  <b>Filings Trending:</b> ↔</p>	<p><b>Circuit/Court ID:</b> 25 225045  <b>Type of Case:</b> Filings  <b>2024 Average Month:</b>38  <b>Jan-Apr 2024 :</b> 151  <b>Overall AVG. Month:</b> 34</p>	<p style="text-align: center; font-weight: bold; font-size: 1.2em;">Jan 23 - Apr 24</p>		<table border="1" style="margin: auto;"> <tr> <td style="text-align: center; width: 50px;">151</td> <td style="text-align: center; width: 50px;">151</td> </tr> <tr> <td style="text-align: center; font-size: 0.8em;">2024</td> <td style="text-align: center; font-size: 0.8em;">2023</td> </tr> </table>		151	151	2024	2023
151	151								
2024	2023								

Filings by Division																
Divisions		Jan	Feb	Mar	Apr	May	Jun	Jul	Aug	Sep	Oct	Nov	Dec	Thru Apr	% Change	Total
<b>Total</b>	2024	29	33	30	59	-	-	-	-	-	-	-	-	151	0%	151
	2023	38	35	54	24	18	37	23	35	38	33	42	21	151	↔	398
<b>Civil</b>	2024	1	1	3	7	-	-	-	-	-	-	-	-	12	-48%	12
	2023	2	1	17	3	3	1	3	6	1	4	2	3	23	▼	46
<b>Criminal</b>	2024	1	7	5	16	-	-	-	-	-	-	-	-	29	38%	29
	2023	14	-	1	6	-	10	-	9	14	2	16	-	21	▲	72
<b>Concealed Handgun Permits</b>	2024	24	23	16	32	-	-	-	-	-	-	-	-	95	3%	95
	2023	17	32	31	12	12	23	17	18	21	25	22	16	92	▲	246
<b>Miscellaneous/ Other</b>	2024	3	2	6	4	-	-	-	-	-	-	-	-	15	0%	15
	2023	5	2	5	3	3	3	3	2	2	2	2	2	15	↔	34

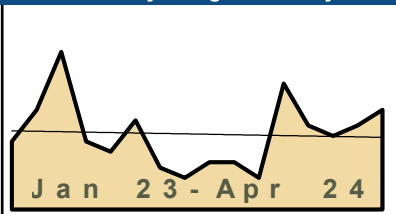
Filings by Case Category																
Case Categories		Jan	Feb	Mar	Apr	May	Jun	Jul	Aug	Sep	Oct	Nov	Dec	Thru Apr	% Change	Total
<b>Contested Divorce</b>	2024	-	-	-	-	-	-	-	-	-	-	-	-	0	-100%	0
	2023	-	-	-	1	1	-	-	-	-	-	1	2	1	▼	5
<b>Domestic and Family - Level 1</b>	2024	-	-	-	5	-	-	-	-	-	-	-	-	5	-71%	5
	2023	1	-	16	-	-	-	-	4	-	-	-	-	17	▼	21
<b>Domestic and Family - Level 2</b>	2024	-	-	-	-	-	-	-	-	-	-	-	-	0	-100%	0
	2023	-	1	-	-	-	-	-	1	-	1	-	-	1	▼	3
<b>Felonies and Related Matters</b>	2024	1	7	4	13	-	-	-	-	-	-	-	-	25	178%	25
	2023	4	-	-	5	-	10	-	7	10	2	10	-	9	▲	48
<b>General Civil - Level 1</b>	2024	-	-	-	-	-	-	-	-	-	-	-	-	0	0	0
	2023	-	-	-	-	-	-	1	-	-	-	-	-	0	↔	1
<b>General Civil - Level 2</b>	2024	-	1	-	1	-	-	-	-	-	-	-	-	2	2	2
	2023	-	-	-	-	-	-	1	-	-	2	1	-	0	↔	4
<b>General Civil - Level 3</b>	2024	-	-	1	1	-	-	-	-	-	-	-	-	2	100%	2
	2023	-	-	1	-	1	-	-	1	-	-	-	-	1	▲	3
<b>Miscellaneous Civil</b>	2024	27	25	22	36	-	-	-	-	-	-	-	-	110	3%	110
	2023	22	34	36	15	15	26	20	20	22	27	24	18	107	▲	279
<b>Misdemeanor</b>	2024	-	-	1	3	-	-	-	-	-	-	-	-	4	-64%	4
	2023	10	-	-	1	-	-	-	2	4	-	6	-	11	▼	23
<b>Other</b>	2024	-	-	-	-	-	-	-	-	-	-	-	-	0	0	0
	2023	-	-	-	-	-	-	-	-	1	-	-	-	0	↔	1
<b>Other Criminally Related Matters</b>	2024	-	-	-	-	-	-	-	-	-	-	-	-	0	-100%	0
	2023	-	-	1	-	-	-	-	-	-	-	-	-	1	▼	1
<b>Probates/Wills &amp; Trusts - Level 1</b>	2024	-	-	-	-	-	-	-	-	-	-	-	-	0	0	0
	2023	-	-	-	-	-	-	-	-	1	-	-	-	0	↔	1
<b>Uncontested Divorce</b>	2024	1	-	2	-	-	-	-	-	-	-	-	-	3	0%	3
	2023	1	-	-	2	1	1	1	-	-	-	1	1	3	↔	8

Dashboard

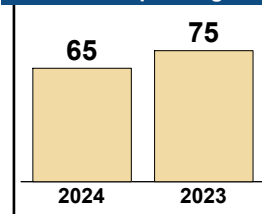
**Court:** Highland Circuit  
**Start/End Date:** Jan-23 / Apr-24  
**2023 Average Month:** 14  
**Jan-Apr 2023:** 75  
**Filings Trending:** ▼

**Circuit/Court ID:** 25 225091  
**Type of Case:** Filings  
**2024 Average Month:** 16  
**Jan-Apr 2024 :** 65  
**Overall AVG. Month:** 14

Monthly Filings Summary



Jan --- Apr Filings



Filings by Division

Divisions		Jan	Feb	Mar	Apr	May	Jun	Jul	Aug	Sep	Oct	Nov	Dec	Thru Apr	% Change	Total
<b>Total</b>	2024	16	14	16	19	-	-	-	-	-	-	-	-	65	-13%	65
	2023	13	19	30	13	11	17	8	6	9	9	6	24	75	▼	165
<b>Civil</b>	2024	2	2	3	2	-	-	-	-	-	-	-	-	9	-10%	9
	2023	2	3	4	1	1	1	1	-	2	1	-	-	10	▼	16
<b>Criminal</b>	2024	4	1	4	2	-	-	-	-	-	-	-	-	11	0%	11
	2023	2	-	8	1	3	11	1	-	2	3	2	19	11	↔	52
<b>Concealed Handgun Permits</b>	2024	9	8	6	11	-	-	-	-	-	-	-	-	34	-35%	34
	2023	9	15	18	10	7	5	5	6	3	5	3	4	52	▼	90
<b>Miscellaneous/ Other</b>	2024	1	3	3	4	-	-	-	-	-	-	-	-	11	450%	11
	2023	-	1	-	1	-	-	1	-	2	-	1	1	2	▲	7

Filings by Case Category



Case Categories		Jan	Feb	Mar	Apr	May	Jun	Jul	Aug	Sep	Oct	Nov	Dec	Thru Apr	% Change	Total
<b>Contested Divorce</b>	2024	1	-	1	-	-	-	-	-	-	-	-	-	2	100%	2
	2023	-	-	1	-	1	-	1	-	-	-	-	-	1	▲	3
<b>Domestic and Family - Level 1</b>	2024	-	-	-	-	-	-	-	-	-	-	-	-	0	-100%	0
	2023	-	-	1	-	-	-	-	-	-	-	-	-	1	▼	1
<b>Domestic and Family - Level 2</b>	2024	-	-	-	-	-	-	-	-	-	-	-	-	0	-100%	0
	2023	1	-	-	-	-	-	-	-	-	-	-	-	1	▼	1
<b>Felonies and Related Matters</b>	2024	1	-	3	1	-	-	-	-	-	-	-	-	5	-29%	5
	2023	2	-	4	1	1	7	1	-	2	-	2	18	7	▼	38
<b>General Civil - Level 1</b>	2024	-	-	-	-	-	-	-	-	-	-	-	-	0	-100%	0
	2023	-	-	1	-	-	-	-	-	-	-	-	-	1	▼	1
<b>General Civil - Level 2</b>	2024	-	2	1	2	-	-	-	-	-	-	-	-	5	150%	5
	2023	-	1	1	-	-	-	-	-	1	-	-	-	2	▲	3
<b>General Civil - Level 3</b>	2024	-	-	2	-	-	-	-	-	-	-	-	-	2	100%	2
	2023	-	1	-	-	-	-	-	-	1	-	-	-	1	▲	2
<b>Miscellaneous Civil</b>	2024	10	11	8	15	-	-	-	-	-	-	-	-	44	-19%	44
	2023	9	16	18	11	7	5	6	6	5	5	4	5	54	▼	97
<b>Misdemeanor</b>	2024	3	1	1	1	-	-	-	-	-	-	-	-	6	200%	6
	2023	-	-	2	-	2	4	-	-	-	-	1	-	2	▲	10
<b>Other Criminally Related Matters</b>	2024	-	-	-	-	-	-	-	-	-	-	-	-	0	-100%	0
	2023	-	-	2	-	-	-	-	-	-	2	-	-	2	▼	4
<b>Probates/Wills &amp; Trusts - Level 2</b>	2024	1	-	-	-	-	-	-	-	-	-	-	-	1	1	1
	2023	-	-	-	-	-	1	-	-	-	-	-	-	0	↔	1
<b>Uncontested Divorce</b>	2024	-	-	-	-	-	-	-	-	-	-	-	-	0	-100%	0
	2023	1	1	-	1	-	-	-	-	-	1	-	-	3	▼	4



Dashboard		Monthly Filings Summary		Jan --- Apr Filings	
<b>Court:</b> Rockbridge Circuit	<b>Circuit/Court ID:</b> 25 225163				
<b>Start/End Date:</b> Jan-23 / Apr-24	<b>Type of Case:</b> Filings				
<b>2023 Average Month:</b> 187	<b>2024 Average Month:</b> 188				
<b>Jan-Apr 2023:</b> 865	<b>Jan-Apr 2024 :</b> 753				
<b>Filings Trending:</b> ▼	<b>Overall AVG. Month:</b> 188				

Filings by Division																
Divisions		Jan	Feb	Mar	Apr	May	Jun	Jul	Aug	Sep	Oct	Nov	Dec	Thru Apr	% Change	Total
<b>Total</b>	2024	201	175	205	172	-	-	-	-	-	-	-	-	753	-13%	753
	2023	190	364	181	130	139	141	191	142	221	198	230	122	865	▼	2,249
<b>Civil</b>	2024	14	17	25	23	-	-	-	-	-	-	-	-	79	-6%	79
	2023	10	21	34	19	22	18	27	19	26	18	18	14	84	▼	246
<b>Criminal</b>	2024	117	92	102	83	-	-	-	-	-	-	-	-	394	-19%	394
	2023	116	264	50	56	57	75	122	71	156	123	149	59	486	▼	1,298
<b>Concealed Handgun Permits</b>	2024	60	56	66	52	-	-	-	-	-	-	-	-	234	-4%	234
	2023	50	67	82	45	49	39	39	45	28	43	54	39	244	▼	580
<b>Miscellaneous/ Other</b>	2024	10	10	12	14	-	-	-	-	-	-	-	-	46	-10%	46
	2023	14	12	15	10	11	9	3	7	11	14	9	10	51	▼	125

Filings by Case Category																
Case Categories		Jan	Feb	Mar	Apr	May	Jun	Jul	Aug	Sep	Oct	Nov	Dec	Thru Apr	% Change	Total
<b>Administrative Law</b>	2024	-	-	-	1	-	-	-	-	-	-	-	-	1	0%	1
	2023	-	-	-	1	1	-	-	3	1	1	-	-	1	↔	7
<b>Contested Divorce</b>	2024	2	2	5	1	-	-	-	-	-	-	-	-	10	-17%	10
	2023	2	1	6	3	2	1	3	-	1	3	1	1	12	▼	24
<b>Domestic and Family - Level 1</b>	2024	1	1	2	2	-	-	-	-	-	-	-	-	6	-33%	6
	2023	-	6	2	1	2	-	4	-	5	8	-	5	9	▼	33
<b>Domestic and Family - Level 2</b>	2024	3	4	2	4	-	-	-	-	-	-	-	-	13	30%	13
	2023	1	3	2	4	3	1	8	2	2	-	6	1	10	▲	33
<b>Felonies and Related Matters</b>	2024	73	71	60	54	-	-	-	-	-	-	-	-	258	-23%	258
	2023	73	213	20	28	37	46	85	39	100	85	135	32	334	▼	893
<b>General Civil - Level 2</b>	2024	3	4	5	5	-	-	-	-	-	-	-	-	17	42%	17
	2023	4	2	4	2	2	4	3	4	8	4	8	1	12	▲	46
<b>General Civil - Level 3</b>	2024	1	-	4	5	-	-	-	-	-	-	-	-	10	11%	10
	2023	-	2	4	3	1	4	1	3	3	-	1	2	9	▲	24
<b>Miscellaneous Civil</b>	2024	69	66	77	65	-	-	-	-	-	-	-	-	277	-5%	277
	2023	63	77	97	56	62	48	43	51	39	54	61	49	293	▼	700
<b>Misdemeanor</b>	2024	32	20	21	21	-	-	-	-	-	-	-	-	94	-31%	94
	2023	40	47	29	21	18	25	22	22	52	32	8	22	137	▼	338
<b>Other</b>	2024	1	-	1	2	-	-	-	-	-	-	-	-	4	33%	4
	2023	-	2	1	-	-	-	-	1	-	-	-	1	3	▲	5
<b>Other Criminally Related Matters</b>	2024	12	1	21	8	-	-	-	-	-	-	-	-	42	180%	42
	2023	3	4	1	7	2	4	15	10	4	6	6	5	15	▲	67
<b>Probates/Wills &amp; Trusts - Level 1</b>	2024	1	1	-	-	-	-	-	-	-	-	-	-	2	2	2
	2023	-	-	-	-	-	-	-	-	-	-	-	-	0	↔	0
<b>Probates/Wills &amp; Trusts - Level 2</b>	2024	-	1	2	1	-	-	-	-	-	-	-	-	4	33%	4
	2023	-	-	1	2	4	2	1	-	-	-	-	-	3	▲	10
<b>Uncontested Divorce</b>	2024	3	4	5	3	-	-	-	-	-	-	-	-	15	-44%	15
	2023	4	7	14	2	5	6	6	7	6	5	4	3	27	▼	69

Dashboard		Circuit/Court ID: 25 225530		Monthly Filings Summary		Jan --- Apr Filings		
<b>Court:</b> Buena Vista Circuit	<b>Start/End Date:</b> Jan-23 / Apr-24	<b>Type of Case:</b> Filings	<b>2023 Average Month:</b> 46	<b>2024 Average Month:</b> 50				
<b>Jan-Apr 2023:</b> 216	<b>Jan-Apr 2024:</b> 198	<b>Overall AVG. Month:</b> 47	<b>Filings Trending:</b> ▼					

Filings by Division																
Divisions		Jan	Feb	Mar	Apr	May	Jun	Jul	Aug	Sep	Oct	Nov	Dec	Thru Apr	% Change	Total
<b>Total</b>	2024	49	26	79	44	-	-	-	-	-	-	-	-	198	-8%	198
	2023	63	35	72	46	41	37	45	38	57	56	28	36	216	▼	554
<b>Civil</b>	2024	5	1	5	3	-	-	-	-	-	-	-	-	14	-7%	14
	2023	2	-	6	7	4	4	3	5	4	2	5	3	15	▼	45
<b>Criminal</b>	2024	30	18	57	31	-	-	-	-	-	-	-	-	136	-4%	136
	2023	43	17	55	26	33	23	31	19	50	37	11	19	141	▼	364
<b>Concealed Handgun Permits</b>	2024	11	6	15	9	-	-	-	-	-	-	-	-	41	8%	41
	2023	11	12	9	6	4	5	7	7	2	10	11	11	38	▲	95
<b>Miscellaneous/Other</b>	2024	3	1	2	1	-	-	-	-	-	-	-	-	7	-67%	7
	2023	7	6	2	6	-	3	4	7	1	7	1	3	21	▼	47
<b>Others</b>	2024	-	-	-	1	-	-	-	-	-	-	-	-	0	-100%	0
	2023	-	-	-	-	-	2	-	-	-	-	-	-	1	▼	3

Filings by Case Category																
Case Categories		Jan	Feb	Mar	Apr	May	Jun	Jul	Aug	Sep	Oct	Nov	Dec	Thru Apr	% Change	Total
<b>Contested Divorce</b>	2024	-	1	-	-	-	-	-	-	-	-	-	-	1	0%	1
	2023	-	-	1	-	1	1	1	-	-	2	2	-	1	↔	8
<b>Domestic and Family - Level 1</b>	2024	1	-	2	-	-	-	-	-	-	-	-	-	3	50%	3
	2023	-	-	2	-	1	1	1	2	-	-	-	1	2	▲	8
<b>Domestic and Family - Level 2</b>	2024	-	-	-	-	-	-	-	-	-	-	-	-	0	-100%	0
	2023	-	-	1	2	-	-	-	-	1	-	-	-	3	▼	4
<b>Felonies and Related Matters</b>	2024	19	13	45	16	-	-	-	-	-	-	-	-	93	-17%	93
	2023	35	13	46	18	22	17	23	14	32	22	6	13	112	▼	261
<b>General Civil - Level 2</b>	2024	1	-	-	-	-	-	-	-	-	-	-	-	1	-50%	1
	2023	-	2	-	-	-	-	-	1	-	2	-	2	2	▼	7
<b>General Civil - Level 3</b>	2024	-	-	-	-	-	-	-	-	-	-	-	-	0	-100%	0
	2023	2	-	1	-	1	-	-	-	-	-	-	-	3	▼	4
<b>Miscellaneous Civil</b>	2024	16	7	17	10	-	-	-	-	-	-	-	-	50	-9%	50
	2023	17	16	10	12	4	8	11	14	3	15	12	14	55	▼	136
<b>Misdemeanor</b>	2024	9	4	11	10	-	-	-	-	-	-	-	-	34	31%	34
	2023	5	4	9	8	9	4	7	5	17	13	2	5	26	▲	88
<b>Other</b>	2024	-	-	-	1	-	-	-	-	-	-	-	-	1	0%	1
	2023	-	-	-	1	-	2	-	-	-	-	-	-	1	↔	3
<b>Other Criminally Related Matters</b>	2024	2	1	1	5	-	-	-	-	-	-	-	-	9	200%	9
	2023	3	-	-	-	2	2	1	-	1	2	3	1	3	▲	15
<b>Probates/Wills &amp; Trusts - Level 2</b>	2024	1	-	1	1	-	-	-	-	-	-	-	-	3	50%	3
	2023	-	-	-	2	-	-	1	-	-	-	1	-	2	▲	4
<b>Uncontested Divorce</b>	2024	-	-	2	1	-	-	-	-	-	-	-	-	3	-50%	3
	2023	1	-	2	3	1	2	-	2	3	-	2	-	6	▼	16

Dashboard		Monthly Filings Summary		Jan --- Apr Filings					
<p><b>Court:</b> Staunton Circuit  <b>Start/End Date:</b> Jan-23 / Apr-24  <b>2023 Average Month:</b> 244  <b>Jan-Apr 2023:</b> 967  <b>Filings Trending:</b> ▼</p>	<p><b>Circuit/Court ID:</b> 25 225790  <b>Type of Case:</b> Filings  <b>2024 Average Month:</b> 231  <b>Jan-Apr 2024 :</b> 925  <b>Overall AVG. Month:</b> 241</p>	<p style="text-align: center; font-weight: bold; font-size: 1.2em;">Jan 23 - Apr 24</p>		<table style="margin: auto;"> <tr> <td style="text-align: center; width: 50px;"><b>925</b></td> <td style="text-align: center; width: 50px;"><b>967</b></td> </tr> <tr> <td style="text-align: center; width: 50px;">2024</td> <td style="text-align: center; width: 50px;">2023</td> </tr> </table>		<b>925</b>	<b>967</b>	2024	2023
<b>925</b>	<b>967</b>								
2024	2023								

Filings by Division																
Divisions		Jan	Feb	Mar	Apr	May	Jun	Jul	Aug	Sep	Oct	Nov	Dec	Thru Apr	% Change	Total
<b>Total</b>	2024	246	209	246	224	-	-	-	-	-	-	-	-	925	-4%	925
	2023	239	187	277	264	206	233	304	265	293	297	201	161	967	▼	2,927
<b>Civil</b>	2024	15	23	25	24	-	-	-	-	-	-	-	-	87	12%	87
	2023	18	17	21	22	20	11	17	23	15	18	17	9	78	▲	208
<b>Criminal</b>	2024	151	110	131	121	-	-	-	-	-	-	-	-	513	-9%	513
	2023	131	102	170	163	115	161	200	177	221	215	118	98	566	▼	1,871
<b>Concealed Handgun Permits</b>	2024	24	36	28	33	-	-	-	-	-	-	-	-	121	-5%	121
	2023	32	31	30	34	26	18	32	21	25	32	24	21	127	▼	326
<b>Miscellaneous/ Other</b>	2024	56	38	62	46	-	-	-	-	-	-	-	-	202	4%	202
	2023	57	37	56	45	45	43	55	43	32	32	42	33	195	▲	520
<b>Others</b>	2024	-	2	-	-	-	-	-	-	-	-	-	-	2	100%	2
	2023	1	-	-	-	-	-	-	1	-	-	-	-	1	▲	2

Filings by Case Category																
Case Categories		Jan	Feb	Mar	Apr	May	Jun	Jul	Aug	Sep	Oct	Nov	Dec	Thru Apr	% Change	Total
<b>Capital Murder</b>	2024	-	-	-	-	-	-	-	-	-	-	-	-	0	0	0
	2023	-	-	-	-	-	-	-	-	-	-	-	-	1	0	↔
<b>Contested Divorce</b>	2024	-	5	2	4	-	-	-	-	-	-	-	-	11	175%	11
	2023	1	1	2	-	3	-	-	2	4	3	-	3	4	4	▲
<b>Domestic and Family - Level 1</b>	2024	2	7	9	1	-	-	-	-	-	-	-	-	19	-24%	19
	2023	5	4	7	9	4	2	-	4	3	1	2	-	25	▼	41
<b>Domestic and Family - Level 2</b>	2024	2	5	6	3	-	-	-	-	-	-	-	-	16	-16%	16
	2023	3	6	4	6	3	4	7	4	4	5	4	4	19	▼	54
<b>Felonies and Related Matters</b>	2024	100	79	115	86	-	-	-	-	-	-	-	-	380	-12%	380
	2023	90	81	125	135	88	97	133	141	168	170	94	62	431	▼	1,384
<b>General Civil - Level 1</b>	2024	-	-	1	-	-	-	-	-	-	-	-	-	1	1	1
	2023	-	-	-	-	-	-	-	1	-	-	-	-	0	↔	1
<b>General Civil - Level 2</b>	2024	2	1	1	4	-	-	-	-	-	-	-	-	8	0%	8
	2023	4	-	3	1	2	1	1	2	-	3	3	-	8	↔	20
<b>General Civil - Level 3</b>	2024	2	-	1	3	-	-	-	-	-	-	-	-	6	-60%	6
	2023	6	1	3	5	3	-	4	5	2	1	2	5	15	▼	37
<b>Miscellaneous Civil</b>	2024	37	48	44	45	-	-	-	-	-	-	-	-	174	-4%	174
	2023	45	46	46	45	41	25	45	32	36	42	35	28	182	▼	466
<b>Misdemeanor</b>	2024	48	21	11	25	-	-	-	-	-	-	-	-	105	7%	105
	2023	23	14	41	20	27	40	35	31	48	30	22	17	98	▲	348
<b>Other</b>	2024	42	26	43	31	-	-	-	-	-	-	-	-	142	14%	142
	2023	39	22	34	30	28	35	38	30	20	20	28	22	125	▲	346
<b>Other Criminally Related Matters</b>	2024	7	10	5	14	-	-	-	-	-	-	-	-	36	-5%	36
	2023	19	7	4	8	-	24	32	5	5	16	2	18	38	▼	140
<b>Probates/Wills &amp; Trusts - Level 2</b>	2024	1	2	3	4	-	-	-	-	-	-	-	-	10	233%	10
	2023	1	-	1	1	1	1	1	1	2	4	2	2	3	▲	17
<b>Protective Orders</b>	2024	-	-	-	1	-	-	-	-	-	-	-	-	1	0%	1
	2023	-	-	-	1	-	1	1	-	-	-	1	-	1	↔	4
<b>Uncontested Divorce</b>	2024	3	5	5	3	-	-	-	-	-	-	-	-	16	-11%	16
	2023	3	5	7	3	6	3	5	5	2	5	3	2	18	▼	49

# CPSS-CCMS-10.01 CASELOAD STATISTICS OF THE CIRCUIT COURTS

Waynesboro

January 2023 -- April 2024 Filings


Alexandria and Fairfax Circuit are not Included in State Totals

## Dashboard

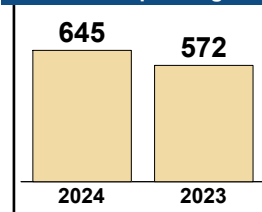
**Court:** Waynesboro Circuit  
**Start/End Date:** Jan-23 / Apr-24  
**2023 Average Month:** 149  
**Jan-Apr 2023:** 572  
**Filings Trending:** ▲

**Circuit/Court ID:** 25 225820  
**Type of Case:** Filings  
**2024 Average Month:** 161  
**Jan-Apr 2024 :** 645  
**Overall AVG. Month:** 152

## Monthly Filings Summary



## Jan --- Apr Filings



## Filings by Division

Divisions	Jan	Feb	Mar	Apr	May	Jun	Jul	Aug	Sep	Oct	Nov	Dec	Thru Apr	% Change	Total
<b>Total</b>	163	164	152	166	-	-	-	-	-	-	-	-	645	13%	645
2023	134	144	148	146	138	211	151	125	150	159	156	125	572	▲	1,787
<b>Civil</b>	13	22	11	21	-	-	-	-	-	-	-	-	67	-11%	67
2023	12	13	29	21	15	11	18	21	21	16	21	10	75	▼	208
<b>Criminal</b>	99	70	65	75	-	-	-	-	-	-	-	-	309	47%	309
2023	52	56	29	73	61	127	82	49	76	81	94	64	210	▲	844
<b>Concealed Handgun Permits</b>	22	40	38	41	-	-	-	-	-	-	-	-	141	25%	141
2023	32	23	39	19	22	28	15	21	20	34	15	22	113	▲	290
<b>Miscellaneous/Other</b>	29	31	37	26	-	-	-	-	-	-	-	-	123	-28%	123
2023	38	51	51	31	40	45	36	34	33	28	26	28	171	▼	441
<b>Others</b>	-	1	1	3	-	-	-	-	-	-	-	-	5	67%	5
2023	-	1	-	2	-	-	-	-	-	-	-	1	3	▲	4

## Filings by Case Category

Case Categories	Jan	Feb	Mar	Apr	May	Jun	Jul	Aug	Sep	Oct	Nov	Dec	Thru Apr	% Change	Total
<b>Administrative Law</b>	-	-	-	-	-	-	-	-	-	-	-	-	0	-100%	0
2023	-	-	1	-	-	-	-	-	-	-	-	-	1	▼	1
<b>Capital Murder</b>	-	-	-	-	-	-	-	-	-	-	-	-	0	0	0
2023	-	-	-	-	1	-	-	-	-	-	-	-	0	↔	1
<b>Contested Divorce</b>	1	3	1	2	-	-	-	-	-	-	-	-	7	-30%	7
2023	3	4	-	3	2	1	3	2	2	3	-	-	10	▼	23
<b>Domestic and Family - Level 1</b>	1	5	3	10	-	-	-	-	-	-	-	-	19	12%	19
2023	1	2	4	10	2	-	3	9	2	8	5	2	17	▲	48
<b>Domestic and Family - Level 2</b>	-	2	1	-	-	-	-	-	-	-	-	-	3	-25%	3
2023	-	3	1	-	2	-	4	1	1	-	-	-	4	▼	12
<b>Felonies and Related Matters</b>	83	54	48	62	-	-	-	-	-	-	-	-	247	46%	247
2023	39	49	21	60	39	98	58	39	55	50	66	36	169	▲	610
<b>General Civil - Level 1</b>	-	-	-	-	-	-	-	-	-	-	-	-	0	0	0
2023	-	-	-	-	1	-	-	-	-	-	-	-	0	↔	1
<b>General Civil - Level 2</b>	4	4	2	4	-	-	-	-	-	-	-	-	14	75%	14
2023	3	-	4	1	3	2	-	2	3	-	-	4	8	▲	24
<b>General Civil - Level 3</b>	5	3	1	-	-	-	-	-	-	-	-	-	9	-63%	9
2023	5	2	14	3	1	6	5	5	9	2	3	4	24	▼	59
<b>Miscellaneous Civil</b>	26	49	54	48	-	-	-	-	-	-	-	-	177	19%	177
2023	40	34	46	29	42	50	28	36	31	42	26	31	149	▲	435
<b>Misdemeanor</b>	16	16	16	10	-	-	-	-	-	-	-	-	58	49%	58
2023	12	6	8	13	19	26	22	10	21	29	26	21	39	▲	213
<b>Other</b>	24	24	23	23	-	-	-	-	-	-	-	-	94	-29%	94
2023	29	41	42	21	20	23	23	19	20	21	14	18	133	▼	291
<b>Other Criminally Related Matters</b>	-	-	1	3	-	-	-	-	-	-	-	-	4	100%	4
2023	1	1	-	-	2	3	2	-	-	2	2	7	2	▲	20
<b>Probates/Wills &amp; Trusts - Level 1</b>	-	-	-	-	-	-	-	-	-	-	-	-	0	0	0
2023	-	-	-	-	-	-	1	-	-	-	1	-	0	↔	2
<b>Probates/Wills &amp; Trusts - Level 2</b>	-	1	-	-	-	-	-	-	-	-	-	-	1	-67%	1
2023	-	-	3	-	-	1	1	-	-	-	-	-	3	▼	5
<b>Uncontested Divorce</b>	3	3	2	4	-	-	-	-	-	-	-	-	12	-8%	12
2023	1	2	4	6	4	1	1	2	6	2	9	4	13	▼	42

This report reflects data in the case management system. Numbers will update accordingly as reports are refreshed and posted.

Dashboard		Monthly Filings Summary		Jan --- Apr Filings					
<p><b>Court:</b> Clarke Circuit  <b>Start/End Date:</b> Jan-23 / Apr-24  <b>2023 Average Month:</b> 59  <b>Jan-Apr 2023:</b> 242  <b>Filings Trending:</b> ▼</p>	<p><b>Circuit/Court ID:</b> 26 226043  <b>Type of Case:</b> Filings  <b>2024 Average Month:</b> 59  <b>Jan-Apr 2024 :</b> 234  <b>Overall AVG. Month:</b> 59</p>	<p style="text-align: center; font-weight: bold; font-size: 1.2em;">Jan 23 - Apr 24</p>		<table border="1" style="margin: auto; border-collapse: collapse;"> <tr> <td style="text-align: center; font-weight: bold; font-size: 1.5em;">234</td> <td style="text-align: center; font-weight: bold; font-size: 1.5em;">242</td> </tr> <tr> <td style="text-align: center; width: 50px;">2024</td> <td style="text-align: center; width: 50px;">2023</td> </tr> </table>		234	242	2024	2023
234	242								
2024	2023								

Filings by Division																
Divisions		Jan	Feb	Mar	Apr	May	Jun	Jul	Aug	Sep	Oct	Nov	Dec	Thru Apr	% Change	Total
<b>Total</b>	2024	60	49	53	72	-	-	-	-	-	-	-	-	234	-3%	234
	2023	62	53	75	52	52	57	62	70	56	52	69	53	242	▼	713
<b>Civil</b>	2024	10	6	5	17	-	-	-	-	-	-	-	-	38	15%	38
	2023	12	7	12	2	10	8	11	11	5	8	8	13	33	▲	107
<b>Criminal</b>	2024	11	7	16	21	-	-	-	-	-	-	-	-	55	20%	55
	2023	8	8	16	14	5	13	15	17	15	7	30	7	46	▲	155
<b>Concealed Handgun Permits</b>	2024	27	29	29	27	-	-	-	-	-	-	-	-	112	-17%	112
	2023	37	29	42	27	31	31	31	30	25	30	26	31	135	▼	370
<b>Miscellaneous/Other</b>	2024	12	7	3	7	-	-	-	-	-	-	-	-	29	4%	29
	2023	5	9	5	9	5	5	5	12	11	7	5	2	28	▲	80
<b>Others</b>	2024	-	-	-	-	-	-	-	-	-	-	-	-	0	0	0
	2023	-	-	-	-	1	-	-	-	-	-	-	-	0	↔	1

Filings by Case Category																
Case Categories		Jan	Feb	Mar	Apr	May	Jun	Jul	Aug	Sep	Oct	Nov	Dec	Thru Apr	% Change	Total
<b>Administrative Law</b>	2024	-	-	-	-	-	-	-	-	-	-	-	-	0	0	0
	2023	-	-	-	-	-	-	-	1	-	-	-	-	0	↔	1
<b>Contested Divorce</b>	2024	2	-	-	2	-	-	-	-	-	-	-	-	4	33%	4
	2023	2	1	-	-	-	2	1	-	1	1	1	2	3	▲	11
<b>Domestic and Family - Level 1</b>	2024	-	1	-	1	-	-	-	-	-	-	-	-	2	-50%	2
	2023	3	-	1	-	-	-	3	-	-	-	-	1	4	▼	9
<b>Domestic and Family - Level 2</b>	2024	2	1	-	1	-	-	-	-	-	-	-	-	4	4	4
	2023	-	-	-	-	-	1	1	-	-	1	1	1	0	↔	5
<b>Felonies and Related Matters</b>	2024	9	7	10	15	-	-	-	-	-	-	-	-	41	0%	41
	2023	7	8	14	12	4	7	9	15	14	6	8	7	41	↔	111
<b>General Civil - Level 1</b>	2024	1	-	-	-	-	-	-	-	-	-	-	-	1	1	1
	2023	-	-	-	-	1	-	-	-	-	-	-	-	0	↔	1
<b>General Civil - Level 2</b>	2024	1	1	-	5	-	-	-	-	-	-	-	-	7	75%	7
	2023	-	-	3	1	3	1	2	2	-	4	3	5	4	▲	24
<b>General Civil - Level 3</b>	2024	-	-	-	5	-	-	-	-	-	-	-	-	5	0%	5
	2023	1	-	4	-	4	-	-	1	3	-	-	-	5	↔	13
<b>Miscellaneous Civil</b>	2024	39	35	32	31	-	-	-	-	-	-	-	-	137	-14%	137
	2023	42	37	45	35	35	35	36	40	33	36	31	32	159	▼	437
<b>Misdemeanor</b>	2024	2	-	6	4	-	-	-	-	-	-	-	-	12	140%	12
	2023	-	2	1	2	1	3	5	2	1	-	11	-	5	▲	28
<b>Other</b>	2024	-	1	1	-	-	-	-	-	-	-	-	-	2	0%	2
	2023	-	1	1	-	1	1	-	-	1	1	-	1	2	↔	7
<b>Other Criminally Related Matters</b>	2024	-	-	-	2	-	-	-	-	-	-	-	-	2	-33%	2
	2023	1	-	2	-	-	3	1	-	1	2	11	-	3	▼	21
<b>Probates/Wills &amp; Trusts - Level 1</b>	2024	1	-	-	-	-	-	-	-	-	-	-	-	1	1	1
	2023	-	-	-	-	-	-	-	-	-	-	-	-	0	↔	0
<b>Probates/Wills &amp; Trusts - Level 2</b>	2024	1	1	2	-	-	-	-	-	-	-	-	-	4	0%	4
	2023	1	2	1	-	-	-	3	2	-	-	-	1	4	↔	10
<b>Protective Orders</b>	2024	-	-	-	-	-	-	-	-	-	-	-	-	0	0	0
	2023	-	-	-	-	-	-	-	1	-	-	-	-	0	↔	1
<b>Uncontested Divorce</b>	2024	2	2	2	6	-	-	-	-	-	-	-	-	12	0%	12
	2023	5	2	3	2	3	4	1	6	2	1	2	3	12	↔	34

This report reflects data in the case management system. Numbers will update accordingly as reports are refreshed and posted.

Dashboard		Monthly Filings Summary		Jan --- Apr Filings	
<b>Court:</b> Frederick Circuit	<b>Circuit/Court ID:</b> 26 226069	<p>Jan 23 - Apr 24</p>		<p>2024: 1,635 2023: 1,787</p>	
<b>Start/End Date:</b> Jan-23 / Apr-24	<b>Type of Case:</b> Filings				
<b>2023 Average Month:</b> 419	<b>2024 Average Month:</b> 409				
<b>Jan-Apr 2023:</b> 1,787	<b>Jan-Apr 2024 :</b> 1,635				
<b>Filings Trending:</b> ▼	<b>Overall AVG. Month:</b> 416				

Filings by Division																
Divisions		Jan	Feb	Mar	Apr	May	Jun	Jul	Aug	Sep	Oct	Nov	Dec	Thru Apr	% Change	Total
<b>Total</b>	2024	424	367	427	417	-	-	-	-	-	-	-	-	1,635	-9%	1,635
	2023	455	465	492	375	477	379	351	410	409	404	460	347	1,787	▼	5,024
<b>Civil</b>	2024	49	29	43	50	-	-	-	-	-	-	-	-	171	-6%	171
	2023	52	41	55	33	49	50	51	44	48	35	71	24	181	▼	553
<b>Criminal</b>	2024	186	129	142	174	-	-	-	-	-	-	-	-	631	7%	631
	2023	126	171	158	136	206	156	138	150	165	159	185	143	591	▲	1,893
<b>Concealed Handgun Permits</b>	2024	144	154	188	147	-	-	-	-	-	-	-	-	633	-18%	633
	2023	220	192	217	139	163	126	119	144	145	174	167	140	768	▼	1,946
<b>Miscellaneous/Other</b>	2024	45	55	53	45	-	-	-	-	-	-	-	-	198	-18%	198
	2023	54	61	60	65	58	45	43	72	51	36	37	40	240	▼	622
<b>Others</b>	2024	-	-	1	1	-	-	-	-	-	-	-	-	2	-71%	2
	2023	3	-	2	2	1	2	-	-	-	-	-	-	7	▼	10

Filings by Case Category																
Case Categories		Jan	Feb	Mar	Apr	May	Jun	Jul	Aug	Sep	Oct	Nov	Dec	Thru Apr	% Change	Total
<b>Administrative Law</b>	2024	1	-	-	-	-	-	-	-	-	-	-	-	1	1	1
	2023	-	-	-	-	-	-	-	-	1	-	-	-	0	↔	1
<b>Capital Murder</b>	2024	2	-	-	-	-	-	-	-	-	-	-	-	2	2	2
	2023	-	-	-	-	-	-	-	-	-	-	-	-	0	↔	0
<b>Contested Divorce</b>	2024	6	7	6	7	-	-	-	-	-	-	-	-	26	-4%	26
	2023	8	6	8	5	6	6	5	7	7	4	9	3	27	▼	74
<b>Domestic and Family - Level 1</b>	2024	3	2	6	6	-	-	-	-	-	-	-	-	17	-11%	17
	2023	9	5	2	3	1	2	1	4	5	5	5	1	19	▼	43
<b>Domestic and Family - Level 2</b>	2024	3	-	4	5	-	-	-	-	-	-	-	-	12	50%	12
	2023	2	1	4	1	1	1	13	9	3	2	7	2	8	▲	46
<b>Felonies and Related Matters</b>	2024	130	102	81	127	-	-	-	-	-	-	-	-	440	-2%	440
	2023	94	141	101	113	152	103	101	115	116	117	126	100	449	▼	1,379
<b>General Civil - Level 1</b>	2024	-	-	-	-	-	-	-	-	-	-	-	-	0	0	0
	2023	-	-	-	-	-	-	-	-	-	-	-	1	0	↔	1
<b>General Civil - Level 2</b>	2024	12	12	8	14	-	-	-	-	-	-	-	-	46	44%	46
	2023	7	8	10	7	12	7	5	7	6	9	13	6	32	▲	97
<b>General Civil - Level 3</b>	2024	7	1	8	5	-	-	-	-	-	-	-	-	21	75%	21
	2023	2	3	3	4	4	4	8	4	3	2	4	2	12	▲	43
<b>Miscellaneous Civil</b>	2024	169	187	231	180	-	-	-	-	-	-	-	-	767	-14%	767
	2023	258	214	248	174	203	157	145	179	182	199	190	164	894	▼	2,313
<b>Misdemeanor</b>	2024	47	21	53	42	-	-	-	-	-	-	-	-	163	46%	163
	2023	29	23	44	16	54	44	33	30	40	31	51	39	112	▲	434
<b>Other</b>	2024	17	11	5	8	-	-	-	-	-	-	-	-	41	-61%	41
	2023	18	30	30	27	21	17	10	31	12	9	13	12	105	▼	230
<b>Other Criminally Related Matters</b>	2024	7	6	8	5	-	-	-	-	-	-	-	-	26	-19%	26
	2023	4	7	13	8	3	11	4	5	11	12	9	5	32	▼	92
<b>Probates/Wills &amp; Trusts - Level 1</b>	2024	-	-	-	-	-	-	-	-	-	-	-	-	0	0	0
	2023	-	-	-	-	1	-	1	1	1	-	-	-	0	↔	4
<b>Probates/Wills &amp; Trusts - Level 2</b>	2024	4	4	5	6	-	-	-	-	-	-	-	-	19	0%	19
	2023	5	3	8	3	6	7	5	1	1	1	9	1	19	↔	50
<b>Protective Orders</b>	2024	-	1	-	-	-	-	-	-	-	-	-	-	1	1	1
	2023	-	-	-	-	1	-	-	2	1	2	-	1	0	↔	7
<b>Uncontested Divorce</b>	2024	16	13	12	12	-	-	-	-	-	-	-	-	53	-32%	53
	2023	19	24	21	14	12	20	20	15	20	11	24	10	78	▼	210

Dashboard	Monthly Filings Summary	Jan --- Apr Filings
<p><b>Court:</b> Page Circuit  <b>Start/End Date:</b> Jan-23 / Apr-24  <b>2023 Average Month:</b> 236  <b>Jan-Apr 2023:</b> 1,087  <b>Filings Trending:</b> ▼</p>	<p><b>Circuit/Court ID:</b> 26 226139  <b>Type of Case:</b> Filings  <b>2024 Average Month:</b> 202  <b>Jan-Apr 2024 :</b> 809  <b>Overall AVG. Month:</b> 227</p>	

Filings by Division																
Divisions		Jan	Feb	Mar	Apr	May	Jun	Jul	Aug	Sep	Oct	Nov	Dec	Thru Apr	% Change	Total
<b>Total</b>	2024	190	171	284	164	-	-	-	-	-	-	-	-	809	-26%	809
	2023	308	374	207	198	175	255	231	212	215	220	184	251	1,087	▼	2,830
<b>Civil</b>	2024	16	13	18	12	-	-	-	-	-	-	-	-	59	-9%	59
	2023	14	17	20	14	13	11	22	35	30	22	20	14	65	▼	232
<b>Criminal</b>	2024	124	87	209	83	-	-	-	-	-	-	-	-	503	-28%	503
	2023	200	270	102	127	109	191	162	121	143	125	114	184	699	▼	1,848
<b>Concealed Handgun Permits</b>	2024	38	54	42	51	-	-	-	-	-	-	-	-	185	-30%	185
	2023	79	78	64	44	41	43	30	39	31	56	36	39	265	▼	580
<b>Miscellaneous/ Other</b>	2024	12	16	15	17	-	-	-	-	-	-	-	-	60	3%	60
	2023	15	9	21	13	12	10	17	17	11	17	14	14	58	▲	170
<b>Others</b>	2024	-	1	-	1	-	-	-	-	-	-	-	-	2	2	2
	2023	-	-	-	-	-	-	-	-	-	-	-	-	0	↔	0

Filings by Case Category																
Case Categories		Jan	Feb	Mar	Apr	May	Jun	Jul	Aug	Sep	Oct	Nov	Dec	Thru Apr	% Change	Total
<b>Administrative Law</b>	2024	-	-	-	-	-	-	-	-	-	-	-	-	0	0	0
	2023	-	-	-	-	-	-	-	-	-	-	-	1	0	↔	1
<b>Contested Divorce</b>	2024	3	2	-	1	-	-	-	-	-	-	-	-	6	-45%	6
	2023	2	2	4	3	2	2	5	3	3	4	2	-	11	▼	32
<b>Domestic and Family - Level 1</b>	2024	1	2	2	-	-	-	-	-	-	-	-	-	5	-29%	5
	2023	2	2	3	-	-	2	8	4	5	1	1	1	7	▼	29
<b>Domestic and Family - Level 2</b>	2024	3	1	2	1	-	-	-	-	-	-	-	-	7	133%	7
	2023	-	1	2	-	1	2	2	9	2	8	9	4	3	▲	40
<b>Felonies and Related Matters</b>	2024	91	54	162	51	-	-	-	-	-	-	-	-	358	-18%	358
	2023	113	212	53	57	78	95	117	81	85	82	78	112	435	▼	1,163
<b>General Civil - Level 1</b>	2024	-	-	-	-	-	-	-	-	-	-	-	-	0	-100%	0
	2023	-	1	-	-	1	-	-	-	-	-	-	-	1	▼	2
<b>General Civil - Level 2</b>	2024	2	2	5	3	-	-	-	-	-	-	-	-	12	9%	12
	2023	4	3	1	3	3	4	-	2	4	2	3	2	11	▲	31
<b>General Civil - Level 3</b>	2024	5	4	2	1	-	-	-	-	-	-	-	-	12	100%	12
	2023	2	3	-	1	1	-	3	9	10	-	1	8	6	▲	38
<b>Miscellaneous Civil</b>	2024	47	66	55	65	-	-	-	-	-	-	-	-	233	-26%	233
	2023	91	86	84	56	50	50	47	50	41	73	49	50	317	▼	727
<b>Misdemeanor</b>	2024	34	33	45	33	-	-	-	-	-	-	-	-	145	-35%	145
	2023	87	51	36	49	25	92	36	36	44	38	29	72	223	▼	595
<b>Other</b>	2024	-	1	-	2	-	-	-	-	-	-	-	-	3	3	3
	2023	-	-	-	-	-	-	-	-	1	1	-	-	0	↔	2
<b>Other Criminally Related Matters</b>	2024	-	-	4	-	-	-	-	-	-	-	-	-	4	-90%	4
	2023	-	8	13	21	6	4	9	7	14	5	9	-	42	▼	96
<b>Probates/Wills &amp; Trusts - Level 2</b>	2024	-	-	1	-	-	-	-	-	-	-	-	-	1	-50%	1
	2023	-	-	1	1	-	2	1	-	1	1	-	-	2	▼	7
<b>Protective Orders</b>	2024	-	1	1	1	-	-	-	-	-	-	-	-	3	3	3
	2023	-	-	-	-	1	-	-	-	-	-	-	-	0	↔	1
<b>Uncontested Divorce</b>	2024	4	5	5	6	-	-	-	-	-	-	-	-	20	-31%	20
	2023	7	5	10	7	7	2	3	11	5	5	3	1	29	▼	66

This report reflects data in the case management system. Numbers will update accordingly as reports are refreshed and posted.

# CPSS-CCMS-10.01 CASELOAD STATISTICS OF THE CIRCUIT COURTS

Rockingham

January 2023 -- April 2024 Filings

Alexandria and Fairfax Circuit are not Included in State Totals

Dashboard				Monthly Filings Summary				Jan --- Apr Filings							
<b>Court:</b> Rockingham Circuit <b>Start/End Date:</b> Jan-23 / Apr-24 <b>2023 Average Month:</b> 716 <b>Jan-Apr 2023:</b> 2,999 <b>Filings Trending:</b> ↔		<b>Circuit/Court ID:</b> 26 226165 <b>Type of Case:</b> Filings <b>2024 Average Month:</b> 738 <b>Jan-Apr 2024 :</b> 2,951 <b>Overall AVG. Month:</b> 721		<p style="font-weight: bold; font-size: 1.2em;">Jan 23 - Apr 24</p>				<table border="1" style="width:100%; border-collapse: collapse;"> <tr> <td style="width: 50%; text-align: center; font-weight: bold; font-size: 1.2em;">2,951</td> <td style="width: 50%; text-align: center; font-weight: bold; font-size: 1.2em;">2,999</td> </tr> <tr> <td style="text-align: center; font-weight: bold;">2024</td> <td style="text-align: center; font-weight: bold;">2023</td> </tr> </table>				2,951	2,999	2024	2023
2,951	2,999														
2024	2023														

Filings by Division																
Divisions		Jan	Feb	Mar	Apr	May	Jun	Jul	Aug	Sep	Oct	Nov	Dec	Thru Apr	% Change	Total
<b>Total</b>	2024	744	743	745	719	-	-	-	-	-	-	-	-	2,951	-2%	2,951
	2023	757	700	885	657	690	723	606	749	633	775	590	823	2,999	▼	8,588
<b>Civil</b>	2024	78	61	83	61	-	-	-	-	-	-	-	-	283	-6%	283
	2023	54	73	107	66	66	66	61	62	68	56	43	69	300	▼	791
<b>Criminal</b>	2024	299	282	283	337	-	-	-	-	-	-	-	-	1,201	16%	1,201
	2023	274	239	292	234	282	363	228	303	298	373	254	244	1,039	▲	3,384
<b>Concealed Handgun Permits</b>	2024	202	180	199	183	-	-	-	-	-	-	-	-	764	-16%	764
	2023	236	219	268	188	183	143	170	173	131	176	156	147	911	▼	2,190
<b>Miscellaneous/ Other</b>	2024	165	220	180	137	-	-	-	-	-	-	-	-	702	-6%	702
	2023	192	169	218	169	158	151	147	211	136	170	137	363	748	▼	2,221
<b>Others</b>	2024	-	-	-	1	-	-	-	-	-	-	-	-	1	0%	1
	2023	1	-	-	-	1	-	-	-	-	-	-	-	1	↔	2

Filings by Case Category																
Case Categories		Jan	Feb	Mar	Apr	May	Jun	Jul	Aug	Sep	Oct	Nov	Dec	Thru Apr	% Change	Total
<b>Administrative Law</b>	2024	1	1	-	2	-	-	-	-	-	-	-	-	4	300%	4
	2023	-	-	1	-	1	1	1	-	2	-	-	-	1	▲	6
<b>Capital Murder</b>	2024	2	-	-	-	-	-	-	-	-	-	-	-	2	2	2
	2023	-	-	-	-	-	-	-	-	1	4	-	-	0	↔	5
<b>Contested Divorce</b>	2024	9	13	10	11	-	-	-	-	-	-	-	-	43	2%	43
	2023	10	14	7	11	12	8	6	7	14	9	10	9	42	▲	117
<b>Domestic and Family - Level 1</b>	2024	27	8	17	8	-	-	-	-	-	-	-	-	60	-10%	60
	2023	8	6	41	12	-	7	10	4	5	4	1	9	67	▼	107
<b>Domestic and Family - Level 2</b>	2024	1	2	6	4	-	-	-	-	-	-	-	-	13	-7%	13
	2023	4	1	4	5	11	7	2	5	3	2	4	11	14	▼	59
<b>Felonies and Related Matters</b>	2024	225	221	228	252	-	-	-	-	-	-	-	-	926	17%	926
	2023	207	166	242	177	217	273	171	226	224	292	184	178	792	▲	2,557
<b>General Civil - Level 1</b>	2024	2	2	2	1	-	-	-	-	-	-	-	-	7	250%	7
	2023	-	-	2	-	4	1	-	-	-	-	-	1	2	▲	8
<b>General Civil - Level 2</b>	2024	8	14	29	11	-	-	-	-	-	-	-	-	62	11%	62
	2023	9	18	14	15	13	19	7	7	8	14	7	13	56	▲	144
<b>General Civil - Level 3</b>	2024	10	5	2	6	-	-	-	-	-	-	-	-	23	-23%	23
	2023	6	5	9	10	3	7	10	12	3	7	10	13	30	▼	95
<b>Miscellaneous Civil</b>	2024	241	231	260	241	-	-	-	-	-	-	-	-	973	-15%	973
	2023	285	266	353	237	232	189	220	239	173	240	198	186	1,141	▼	2,818
<b>Misdemeanor</b>	2024	65	55	49	76	-	-	-	-	-	-	-	-	245	12%	245
	2023	59	66	44	50	53	80	54	68	58	69	50	56	219	▲	707
<b>Other</b>	2024	119	160	110	73	-	-	-	-	-	-	-	-	462	-6%	462
	2023	139	116	127	111	101	95	96	142	95	100	88	319	493	▼	1,529
<b>Other Criminally Related Matters</b>	2024	8	6	6	10	-	-	-	-	-	-	-	-	30	7%	30
	2023	8	7	6	7	12	10	3	9	15	8	20	13	28	▲	118
<b>Probates/Wills &amp; Trusts - Level 1</b>	2024	1	-	-	-	-	-	-	-	-	-	-	-	1	1	1
	2023	-	-	-	-	-	-	-	-	-	-	-	-	0	↔	0
<b>Probates/Wills &amp; Trusts - Level 2</b>	2024	4	3	2	3	-	-	-	-	-	-	-	-	12	-29%	12
	2023	5	5	2	5	4	1	-	2	6	4	2	-	17	▼	36
<b>Protective Orders</b>	2024	-	-	-	-	-	-	-	-	-	-	-	-	0	-100%	0
	2023	-	4	6	-	1	1	3	3	-	2	-	2	10	▼	22
<b>Uncontested Divorce</b>	2024	21	22	24	21	-	-	-	-	-	-	-	-	88	1%	88
	2023	17	26	27	17	26	24	23	25	26	20	16	13	87	▲	260

This report reflects data in the case management system. Numbers will update accordingly as reports are refreshed and posted.



Dashboard		Monthly Filings Summary		Jan --- Apr Filings	
<b>Court:</b> Shenandoah Circuit	<b>Circuit/Court ID:</b> 26 226171				
<b>Start/End Date:</b> Jan-23 / Apr-24	<b>Type of Case:</b> Filings				
<b>2023 Average Month:</b> 315	<b>2024 Average Month:</b> 291				
<b>Jan-Apr 2023:</b> 1,114	<b>Jan-Apr 2024 :</b> 1,165				
<b>Filings Trending:</b> ▲	<b>Overall AVG. Month:</b> 309				

Filings by Division																
Divisions		Jan	Feb	Mar	Apr	May	Jun	Jul	Aug	Sep	Oct	Nov	Dec	Thru Apr	% Change	Total
<b>Total</b>	2024	272	286	315	292	-	-	-	-	-	-	-	-	1,165	5%	1,165
	2023	254	249	317	294	308	414	338	370	271	310	271	379	1,114	▲	3,775
<b>Civil</b>	2024	20	31	30	30	-	-	-	-	-	-	-	-	111	34%	111
	2023	28	15	24	16	33	16	34	23	21	32	35	16	83	▲	293
<b>Criminal</b>	2024	51	89	102	91	-	-	-	-	-	-	-	-	333	11%	333
	2023	49	79	77	96	137	231	149	88	96	112	120	101	301	▲	1,335
<b>Concealed Handgun Permits</b>	2024	102	91	93	97	-	-	-	-	-	-	-	-	383	-26%	383
	2023	135	114	161	108	99	118	79	80	77	114	69	78	518	▼	1,232
<b>Miscellaneous/ Other</b>	2024	94	66	88	70	-	-	-	-	-	-	-	-	318	50%	318
	2023	42	41	55	74	39	49	70	175	75	50	47	178	212	▲	895
<b>Others</b>	2024	5	9	2	4	-	-	-	-	-	-	-	-	20	20	20
	2023	-	-	-	-	-	-	6	4	2	2	-	6	0	↔	20

Filings by Case Category																
Case Categories		Jan	Feb	Mar	Apr	May	Jun	Jul	Aug	Sep	Oct	Nov	Dec	Thru Apr	% Change	Total
<b>Administrative Law</b>	2024	-	-	1	-	-	-	-	-	-	-	-	-	1	1	1
	2023	-	-	-	-	-	-	-	-	-	-	1	-	0	↔	1
<b>Contested Divorce</b>	2024	3	1	4	3	-	-	-	-	-	-	-	-	11	-27%	11
	2023	1	6	4	4	2	3	2	5	1	4	3	3	15	▼	38
<b>Domestic and Family - Level 1</b>	2024	3	10	5	9	-	-	-	-	-	-	-	-	27	93%	27
	2023	7	2	4	1	9	3	14	8	2	1	7	4	14	▲	62
<b>Domestic and Family - Level 2</b>	2024	-	1	-	2	-	-	-	-	-	-	-	-	3	0%	3
	2023	-	2	-	1	4	-	6	3	1	-	1	-	3	↔	18
<b>Felonies and Related Matters</b>	2024	29	58	35	57	-	-	-	-	-	-	-	-	179	-21%	179
	2023	40	65	61	60	115	108	99	70	83	86	96	38	226	▼	921
<b>General Civil - Level 1</b>	2024	1	-	-	-	-	-	-	-	-	-	-	-	1	1	1
	2023	-	-	-	-	-	-	-	-	-	1	1	-	0	↔	2
<b>General Civil - Level 2</b>	2024	6	4	7	7	-	-	-	-	-	-	-	-	24	85%	24
	2023	4	1	5	3	6	7	5	4	4	11	10	4	13	▲	64
<b>General Civil - Level 3</b>	2024	2	1	3	4	-	-	-	-	-	-	-	-	10	150%	10
	2023	-	1	2	1	1	2	2	2	1	1	1	4	4	▲	18
<b>Miscellaneous Civil</b>	2024	124	117	111	127	-	-	-	-	-	-	-	-	479	-20%	479
	2023	148	139	188	127	112	134	102	102	95	131	89	100	602	▼	1,467
<b>Misdemeanor</b>	2024	22	22	53	26	-	-	-	-	-	-	-	-	123	128%	123
	2023	8	13	10	23	28	120	45	17	13	21	21	59	54	▲	378
<b>Other</b>	2024	77	49	71	43	-	-	-	-	-	-	-	-	240	90%	240
	2023	28	16	26	56	24	31	49	152	59	37	26	161	126	▲	665
<b>Other Criminally Related Matters</b>	2024	-	9	14	8	-	-	-	-	-	-	-	-	31	41%	31
	2023	1	1	6	14	1	3	5	2	-	5	3	4	22	▲	45
<b>Probates/Wills &amp; Trusts - Level 1</b>	2024	-	-	-	-	-	-	-	-	-	-	-	-	0	-100%	0
	2023	-	-	1	-	1	-	-	-	2	-	1	-	1	▼	5
<b>Probates/Wills &amp; Trusts - Level 2</b>	2024	1	5	1	-	-	-	-	-	-	-	-	-	7	75%	7
	2023	2	-	2	-	-	-	1	2	1	1	-	-	4	▲	9
<b>Protective Orders</b>	2024	-	-	-	-	-	-	-	-	-	-	-	-	0	0	0
	2023	-	-	-	-	-	-	-	-	-	-	1	-	0	↔	1
<b>Uncontested Divorce</b>	2024	4	9	10	6	-	-	-	-	-	-	-	-	29	-3%	29
	2023	15	3	8	4	5	3	8	3	9	11	10	2	30	▼	81

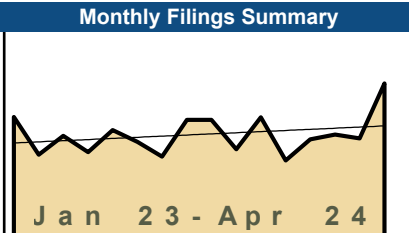
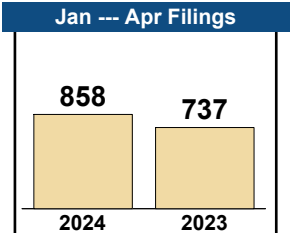
This report reflects data in the case management system. Numbers will update accordingly as reports are refreshed and posted.

Dashboard		Monthly Filings Summary		Jan --- Apr Filings	
<b>Court:</b> Warren Circuit	<b>Circuit/Court ID:</b> 26 226187			<b>1,316</b>	<b>1,392</b>
<b>Start/End Date:</b> Jan-23 / Apr-24	<b>Type of Case:</b> Filings				
<b>2023 Average Month:</b> 322	<b>2024 Average Month:</b> 329				
<b>Jan-Apr 2023:</b> 1,392	<b>Jan-Apr 2024 :</b> 1,316				
<b>Filings Trending:</b> ▼	<b>Overall AVG. Month:</b> 324				

Filings by Division																
Divisions		Jan	Feb	Mar	Apr	May	Jun	Jul	Aug	Sep	Oct	Nov	Dec	Thru Apr	% Change	Total
<b>Total</b>	2024	349	311	304	352	-	-	-	-	-	-	-	-	1,316	-5%	1,316
	2023	340	324	426	302	305	267	337	312	256	306	323	370	1,392	▼	3,868
<b>Civil</b>	2024	28	35	26	26	-	-	-	-	-	-	-	-	115	-3%	115
	2023	20	27	16	55	33	28	34	37	26	24	35	33	118	▼	368
<b>Criminal</b>	2024	162	118	118	160	-	-	-	-	-	-	-	-	558	-2%	558
	2023	142	159	163	108	139	111	154	145	91	116	132	134	572	▼	1,594
<b>Concealed Handgun Permits</b>	2024	85	81	87	64	-	-	-	-	-	-	-	-	317	-20%	317
	2023	123	84	109	82	64	65	83	62	69	78	80	54	398	▼	953
<b>Miscellaneous/Other</b>	2024	71	77	73	102	-	-	-	-	-	-	-	-	323	6%	323
	2023	55	54	138	57	69	63	65	66	70	87	76	149	304	▲	949
<b>Others</b>	2024	3	-	-	-	-	-	-	-	-	-	-	-	3	3	3
	2023	-	-	-	-	-	-	1	2	-	1	-	-	0	↔	4

Filings by Case Category																
Case Categories		Jan	Feb	Mar	Apr	May	Jun	Jul	Aug	Sep	Oct	Nov	Dec	Thru Apr	% Change	Total
<b>Administrative Law</b>	2024	1	-	-	-	-	-	-	-	-	-	-	-	1	-50%	1
	2023	1	-	1	-	-	-	-	-	-	-	-	-	2	▼	2
<b>Capital Murder</b>	2024	-	-	1	-	-	-	-	-	-	-	-	-	1	1	1
	2023	-	-	-	-	-	-	-	-	-	-	-	-	0	↔	0
<b>Contested Divorce</b>	2024	1	3	3	4	-	-	-	-	-	-	-	-	11	57%	11
	2023	-	2	1	4	6	5	1	2	2	1	3	3	7	▲	30
<b>Domestic and Family - Level 1</b>	2024	2	15	-	5	-	-	-	-	-	-	-	-	22	-4%	22
	2023	3	3	-	17	6	3	14	7	3	11	20	3	23	▼	90
<b>Domestic and Family - Level 2</b>	2024	2	1	1	1	-	-	-	-	-	-	-	-	5	-71%	5
	2023	-	1	3	13	1	2	4	-	1	1	-	3	17	▼	29
<b>Felonies and Related Matters</b>	2024	126	90	79	114	-	-	-	-	-	-	-	-	409	-1%	409
	2023	99	107	119	88	92	78	131	97	69	78	101	102	413	▼	1,161
<b>General Civil - Level 1</b>	2024	1	-	-	-	-	-	-	-	-	-	-	-	1	0%	1
	2023	-	1	-	-	-	-	-	1	-	-	-	1	1	↔	3
<b>General Civil - Level 2</b>	2024	7	5	6	5	-	-	-	-	-	-	-	-	23	130%	23
	2023	3	4	1	2	8	7	2	6	8	3	6	9	10	▲	59
<b>General Civil - Level 3</b>	2024	3	3	4	5	-	-	-	-	-	-	-	-	15	50%	15
	2023	2	3	1	4	1	-	-	2	-	1	2	8	10	▲	24
<b>Miscellaneous Civil</b>	2024	105	105	113	90	-	-	-	-	-	-	-	-	413	-17%	413
	2023	143	107	140	105	82	88	102	89	98	104	98	69	495	▼	1,225
<b>Misdemeanor</b>	2024	28	26	30	30	-	-	-	-	-	-	-	-	114	-12%	114
	2023	33	40	39	17	33	15	23	33	20	31	25	29	129	▼	338
<b>Other</b>	2024	56	50	45	76	-	-	-	-	-	-	-	-	227	12%	227
	2023	33	32	106	31	49	44	46	41	43	61	56	134	202	▲	676
<b>Other Criminally Related Matters</b>	2024	8	2	8	16	-	-	-	-	-	-	-	-	34	13%	34
	2023	10	12	5	3	14	18	1	15	3	7	7	3	30	▲	98
<b>Probates/Wills &amp; Trusts - Level 1</b>	2024	-	1	1	-	-	-	-	-	-	-	-	-	2	2	2
	2023	-	-	-	-	-	-	-	-	-	-	-	-	0	↔	0
<b>Probates/Wills &amp; Trusts - Level 2</b>	2024	3	1	2	-	-	-	-	-	-	-	-	-	6	-45%	6
	2023	5	2	2	2	3	1	1	2	1	2	1	1	11	▼	23
<b>Uncontested Divorce</b>	2024	6	9	11	6	-	-	-	-	-	-	-	-	32	-24%	32
	2023	8	10	8	16	10	6	12	17	8	6	4	5	42	▼	110

This report reflects data in the case management system. Numbers will update accordingly as reports are refreshed and posted.

Dashboard	Monthly Filings Summary	Jan --- Apr Filings
<p><b>Court:</b> Winchester Circuit  <b>Start/End Date:</b> Jan-23 / Apr-24  <b>2023 Average Month:</b> 188  <b>Jan-Apr 2023:</b> 737  <b>Filings Trending:</b> ▲</p>	<p><b>Circuit/Court ID:</b> 26 226840  <b>Type of Case:</b> Filings  <b>2024 Average Month:</b> 215  <b>Jan-Apr 2024 :</b> 858  <b>Overall AVG. Month:</b> 195</p>	
		

Filings by Division																
Divisions		Jan	Feb	Mar	Apr	May	Jun	Jul	Aug	Sep	Oct	Nov	Dec	Thru Apr	% Change	Total
<b>Total</b>	2024	185	194	187	292	-	-	-	-	-	-	-	-	858	16%	858
	2023	228	156	192	161	203	180	152	222	222	166	227	145	737	▲	2,254
<b>Civil</b>	2024	12	19	16	54	-	-	-	-	-	-	-	-	101	4%	101
	2023	38	24	17	18	21	27	16	34	30	21	20	19	97	▲	285
<b>Criminal</b>	2024	105	109	117	170	-	-	-	-	-	-	-	-	501	22%	501
	2023	123	80	116	90	119	94	95	130	147	95	148	81	409	▲	1,318
<b>Concealed Handgun Permits</b>	2024	26	23	22	29	-	-	-	-	-	-	-	-	100	-15%	100
	2023	42	23	25	27	18	18	13	18	17	22	22	12	117	▼	257
<b>Miscellaneous/Other</b>	2024	42	42	32	38	-	-	-	-	-	-	-	-	154	39%	154
	2023	24	29	32	26	44	40	26	38	28	27	36	32	111	▲	382
<b>Others</b>	2024	-	1	-	1	-	-	-	-	-	-	-	-	2	-33%	2
	2023	1	-	2	-	1	1	2	2	-	1	1	1	3	▼	12

Filings by Case Category																
Case Categories		Jan	Feb	Mar	Apr	May	Jun	Jul	Aug	Sep	Oct	Nov	Dec	Thru Apr	% Change	Total
<b>Contested Divorce</b>	2024	1	1	1	4	-	-	-	-	-	-	-	-	7	-36%	7
	2023	3	1	3	4	3	2	1	3	2	2	4	2	11	▼	30
<b>Domestic and Family - Level 1</b>	2024	1	4	4	19	-	-	-	-	-	-	-	-	28	-3%	28
	2023	17	9	3	-	3	9	-	5	12	8	1	1	29	▼	68
<b>Domestic and Family - Level 2</b>	2024	-	2	-	1	-	-	-	-	-	-	-	-	3	-77%	3
	2023	4	4	1	4	1	2	1	5	1	2	1	-	13	▼	26
<b>Felonies and Related Matters</b>	2024	73	81	73	142	-	-	-	-	-	-	-	-	369	19%	369
	2023	93	61	93	64	98	80	77	103	115	78	114	73	311	▲	1,049
<b>General Civil - Level 1</b>	2024	-	1	-	1	-	-	-	-	-	-	-	-	2	-60%	2
	2023	2	-	3	-	1	-	-	1	1	1	2	-	5	▼	11
<b>General Civil - Level 2</b>	2024	3	3	3	10	-	-	-	-	-	-	-	-	19	36%	19
	2023	2	7	2	3	4	6	3	6	4	1	2	8	14	▲	48
<b>General Civil - Level 3</b>	2024	2	1	1	3	-	-	-	-	-	-	-	-	7	17%	7
	2023	3	-	1	2	1	1	-	1	3	-	2	4	6	▲	18
<b>Miscellaneous Civil</b>	2024	42	38	36	48	-	-	-	-	-	-	-	-	164	3%	164
	2023	52	33	35	40	30	33	24	32	28	30	35	23	160	▲	395
<b>Misdemeanor</b>	2024	26	21	37	35	-	-	-	-	-	-	-	-	119	43%	119
	2023	27	13	21	22	18	14	14	20	29	17	29	5	83	▲	229
<b>Other</b>	2024	26	27	18	19	-	-	-	-	-	-	-	-	90	32%	90
	2023	14	17	24	13	33	27	17	26	18	20	25	20	68	▲	254
<b>Other Criminally Related Matters</b>	2024	6	7	7	3	-	-	-	-	-	-	-	-	23	53%	23
	2023	3	6	2	4	3	-	4	7	3	1	5	3	15	▲	41
<b>Probates/Wills &amp; Trusts - Level 2</b>	2024	1	2	1	2	-	-	-	-	-	-	-	-	6	-54%	6
	2023	4	5	2	2	-	-	3	1	1	3	1	2	13	▼	24
<b>Protective Orders</b>	2024	1	-	-	-	-	-	-	-	-	-	-	-	1	1	1
	2023	-	-	-	-	-	1	-	-	-	-	2	-	0	↔	3
<b>Uncontested Divorce</b>	2024	3	6	6	5	-	-	-	-	-	-	-	-	20	122%	20
	2023	4	-	2	3	8	5	8	12	5	3	4	4	9	▲	58

Dashboard		Monthly Filings Summary		Jan --- Apr Filings	
<p><b>Court:</b> Bland Circuit  <b>Start/End Date:</b> Jan-23 / Apr-24  <b>2023 Average Month:</b> 40  <b>Jan-Apr 2023:</b> 194  <b>Filings Trending:</b> ▼</p>	<p><b>Circuit/Court ID:</b> 27 227021  <b>Type of Case:</b> Filings  <b>2024 Average Month:</b>38  <b>Jan-Apr 2024 :</b> 153  <b>Overall AVG. Month:</b> 40</p>	<p style="text-align: center; font-weight: bold; color: white;">Jan 23 - Apr 24</p>		<p style="text-align: center; font-weight: bold;">153      194</p> <p style="text-align: center;">2024      2023</p>	

Filings by Division																
Divisions		Jan	Feb	Mar	Apr	May	Jun	Jul	Aug	Sep	Oct	Nov	Dec	Thru Apr	% Change	Total
<b>Total</b>	2024	36	36	42	39	-	-	-	-	-	-	-	-	153	-21%	153
	2023	36	57	76	25	40	36	21	34	35	36	57	29	194	▼	482
<b>Civil</b>	2024	7	3	1	4	-	-	-	-	-	-	-	-	15	25%	15
	2023	4	2	5	1	-	6	4	3	5	4	8	2	12	▲	44
<b>Criminal</b>	2024	10	9	3	9	-	-	-	-	-	-	-	-	31	-14%	31
	2023	8	10	18	-	6	4	5	14	9	8	19	13	36	▼	114
<b>Concealed Handgun Permits</b>	2024	14	24	33	20	-	-	-	-	-	-	-	-	91	-29%	91
	2023	22	36	47	23	27	20	9	16	19	23	24	14	128	▼	280
<b>Miscellaneous/ Other</b>	2024	5	-	5	6	-	-	-	-	-	-	-	-	16	-11%	16
	2023	2	9	6	1	7	6	3	1	2	1	6	-	18	▼	44

Filings by Case Category																
Case Categories		Jan	Feb	Mar	Apr	May	Jun	Jul	Aug	Sep	Oct	Nov	Dec	Thru Apr	% Change	Total
<b>Capital Murder</b>	2024	-	-	-	-	-	-	-	-	-	-	-	-	0	0	0
	2023	-	-	-	-	-	-	-	-	-	-	-	1	0	↔	1
<b>Contested Divorce</b>	2024	-	2	-	-	-	-	-	-	-	-	-	-	2	2	2
	2023	-	-	-	-	-	3	2	-	1	-	-	-	0	↔	6
<b>Domestic and Family - Level 1</b>	2024	-	-	1	-	-	-	-	-	-	-	-	-	1	-75%	1
	2023	-	-	4	-	-	-	-	2	-	-	-	-	4	▼	6
<b>Domestic and Family - Level 2</b>	2024	1	-	-	1	-	-	-	-	-	-	-	-	2	0%	2
	2023	2	-	-	-	-	1	-	1	-	2	-	-	2	↔	6
<b>Felonies and Related Matters</b>	2024	10	6	2	7	-	-	-	-	-	-	-	-	25	-19%	25
	2023	8	5	18	-	5	4	5	12	7	6	14	11	31	▼	95
<b>General Civil - Level 2</b>	2024	2	-	-	-	-	-	-	-	-	-	-	-	2	-67%	2
	2023	-	5	1	-	1	2	-	1	-	1	1	1	6	▼	13
<b>General Civil - Level 3</b>	2024	2	-	-	1	-	-	-	-	-	-	-	-	3	50%	3
	2023	2	-	-	-	-	-	-	1	-	1	1	-	2	▲	5
<b>Miscellaneous Civil</b>	2024	19	24	38	25	-	-	-	-	-	-	-	-	106	-25%	106
	2023	24	41	52	24	33	25	11	17	21	24	30	14	141	▼	316
<b>Misdemeanor</b>	2024	-	3	1	1	-	-	-	-	-	-	-	-	5	0%	5
	2023	-	5	-	-	-	-	-	1	2	1	4	1	5	↔	14
<b>Other Criminally Related Matters</b>	2024	-	-	-	1	-	-	-	-	-	-	-	-	1	1	1
	2023	-	-	-	-	1	-	-	1	-	1	-	1	0	↔	4
<b>Probates/Wills &amp; Trusts - Level 2</b>	2024	-	1	-	-	-	-	-	-	-	-	-	-	1	0%	1
	2023	-	-	-	1	-	-	1	-	-	-	1	-	1	↔	3
<b>Uncontested Divorce</b>	2024	2	-	-	3	-	-	-	-	-	-	-	-	5	150%	5
	2023	-	1	1	-	-	1	-	-	4	-	5	1	2	▲	13

CPSS-CCMS-10.01 CASELOAD STATISTICS OF THE CIRCUIT COURTS

January 2023 -- April 2024 Filings

Alexandria and Fairfax Circuit are not Included in State Totals

Dashboard		Monthly Filings Summary		Jan --- Apr Filings							
<b>Court:</b> Carroll Circuit <b>Start/End Date:</b> Jan-23 / Apr-24 <b>2023 Average Month:</b> 290 <b>Jan-Apr 2023:</b> 1,359 <b>Filings Trending:</b> ▼		<b>Circuit/Court ID:</b> 27 227035 <b>Type of Case:</b> Filings <b>2024 Average Month:</b> 319 <b>Jan-Apr 2024 :</b> 1,274 <b>Overall AVG. Month:</b> 297				<table border="1"> <tr> <td>1,274</td> <td>1,359</td> </tr> <tr> <td>2024</td> <td>2023</td> </tr> </table>		1,274	1,359	2024	2023
1,274	1,359										
2024	2023										

Filings by Division																
Divisions		Jan	Feb	Mar	Apr	May	Jun	Jul	Aug	Sep	Oct	Nov	Dec	Thru Apr	% Change	Total
<b>Total</b>	2024	267	365	361	281	-	-	-	-	-	-	-	-	1,274	-6%	1,274
	2023	397	257	390	315	277	343	199	271	275	251	178	326	1,359	▼	3,479
<b>Civil</b>	2024	19	24	29	33	-	-	-	-	-	-	-	-	105	-10%	105
	2023	32	18	30	37	28	26	28	17	21	33	19	18	117	▼	307
<b>Criminal</b>	2024	80	101	156	122	-	-	-	-	-	-	-	-	459	-9%	459
	2023	165	91	125	122	108	170	53	113	164	88	46	161	503	▼	1,406
<b>Concealed Handgun Permits</b>	2024	106	91	107	79	-	-	-	-	-	-	-	-	383	-31%	383
	2023	150	103	180	121	103	97	81	91	53	87	77	85	554	▼	1,228
<b>Miscellaneous/Other</b>	2024	62	149	69	45	-	-	-	-	-	-	-	-	325	76%	325
	2023	50	45	55	35	38	48	37	50	37	43	36	61	185	▲	535
<b>Others</b>	2024	-	-	-	2	-	-	-	-	-	-	-	-	2	2	2
	2023	-	-	-	-	-	2	-	-	-	-	-	1	0	↔	3

Filings by Case Category																
Case Categories		Jan	Feb	Mar	Apr	May	Jun	Jul	Aug	Sep	Oct	Nov	Dec	Thru Apr	% Change	Total
<b>Administrative Law</b>	2024	-	-	-	-	-	-	-	-	-	-	-	-	0	0	0
	2023	-	-	-	-	-	-	-	-	1	-	-	-	0	↔	1
<b>Capital Murder</b>	2024	-	-	-	-	-	-	-	-	-	-	-	-	0	-100%	0
	2023	-	-	1	-	-	-	-	-	-	-	-	-	1	▼	1
<b>Contested Divorce</b>	2024	1	1	2	3	-	-	-	-	-	-	-	-	7	-50%	7
	2023	4	1	6	3	2	5	3	1	3	4	1	4	14	▼	37
<b>Domestic and Family - Level 1</b>	2024	1	1	13	5	-	-	-	-	-	-	-	-	20	-20%	20
	2023	12	4	7	2	1	1	1	2	3	8	6	4	25	▼	51
<b>Domestic and Family - Level 2</b>	2024	1	2	3	1	-	-	-	-	-	-	-	-	7	-30%	7
	2023	2	-	8	1	7	-	1	-	-	6	1	2	10	▼	28
<b>Felonies and Related Matters</b>	2024	69	76	139	87	-	-	-	-	-	-	-	-	371	-10%	371
	2023	142	74	108	87	79	137	28	98	149	70	36	140	411	▼	1,148
<b>General Civil - Level 1</b>	2024	1	-	-	-	-	-	-	-	-	-	-	-	1	0%	1
	2023	1	-	-	-	1	-	2	1	-	1	1	-	1	↔	7
<b>General Civil - Level 2</b>	2024	3	2	-	4	-	-	-	-	-	-	-	-	9	-40%	9
	2023	2	3	4	6	10	2	8	6	1	6	2	2	15	▼	52
<b>General Civil - Level 3</b>	2024	3	5	2	3	-	-	-	-	-	-	-	-	13	86%	13
	2023	2	-	1	4	3	3	2	1	2	1	1	2	7	▲	22
<b>Miscellaneous Civil</b>	2024	114	112	126	107	-	-	-	-	-	-	-	-	459	-27%	459
	2023	171	113	205	137	109	115	95	104	66	101	93	94	626	▼	1,403
<b>Misdemeanor</b>	2024	4	17	11	11	-	-	-	-	-	-	-	-	43	-7%	43
	2023	10	12	13	11	16	16	7	12	3	14	6	4	46	▼	124
<b>Other</b>	2024	54	129	49	19	-	-	-	-	-	-	-	-	251	128%	251
	2023	28	34	28	20	33	31	22	35	24	30	21	53	110	▲	359
<b>Other Criminally Related Matters</b>	2024	7	8	9	31	-	-	-	-	-	-	-	-	55	12%	55
	2023	13	6	6	24	13	18	18	3	12	4	5	17	49	▲	139
<b>Probates/Wills &amp; Trusts - Level 1</b>	2024	1	-	-	-	-	-	-	-	-	-	-	-	1	-67%	1
	2023	1	2	-	-	-	-	-	-	1	-	-	-	3	▼	4
<b>Probates/Wills &amp; Trusts - Level 2</b>	2024	1	4	2	4	-	-	-	-	-	-	-	-	11	83%	11
	2023	1	2	3	-	2	2	3	1	4	1	1	-	6	▲	20
<b>Uncontested Divorce</b>	2024	7	8	5	6	-	-	-	-	-	-	-	-	26	-26%	26
	2023	8	6	8	13	7	6	10	6	6	5	4	4	35	▼	83

This report reflects data in the case management system. Numbers will update accordingly as reports are refreshed and posted.

Dashboard		Monthly Filings Summary		Jan --- Apr Filings	
<b>Court:</b> Floyd Circuit	<b>Circuit/Court ID:</b> 27 227063				
<b>Start/End Date:</b> Jan-23 / Apr-24	<b>Type of Case:</b> Filings				
<b>2023 Average Month:</b> 94	<b>2024 Average Month:</b> 109				
<b>Jan-Apr 2023:</b> 480	<b>Jan-Apr 2024 :</b> 435				
<b>Filings Trending:</b> ▼	<b>Overall AVG. Month:</b> 98				

Filings by Division																
Divisions		Jan	Feb	Mar	Apr	May	Jun	Jul	Aug	Sep	Oct	Nov	Dec	Thru Apr	% Change	Total
<b>Total</b>	2024	122	82	121	110	-	-	-	-	-	-	-	-	435	-9%	435
	2023	163	100	117	100	86	90	116	62	59	106	67	60	480	▼	1,126
<b>Civil</b>	2024	12	8	34	8	-	-	-	-	-	-	-	-	62	27%	62
	2023	11	11	10	17	11	15	13	12	4	5	12	10	49	▲	131
<b>Criminal</b>	2024	70	25	16	38	-	-	-	-	-	-	-	-	149	-19%	149
	2023	85	22	33	43	29	28	66	10	26	54	22	14	183	▼	432
<b>Concealed Handgun Permits</b>	2024	29	44	54	49	-	-	-	-	-	-	-	-	176	-9%	176
	2023	56	50	61	27	39	40	27	33	21	36	24	27	194	▼	441
<b>Miscellaneous/ Other</b>	2024	11	5	17	15	-	-	-	-	-	-	-	-	48	-11%	48
	2023	11	17	13	13	7	7	10	7	8	11	9	9	54	▼	122

Filings by Case Category																
Case Categories		Jan	Feb	Mar	Apr	May	Jun	Jul	Aug	Sep	Oct	Nov	Dec	Thru Apr	% Change	Total
<b>Contested Divorce</b>	2024	-	2	2	-	-	-	-	-	-	-	-	-	4	-33%	4
	2023	1	2	2	1	2	1	3	1	2	-	3	3	6	▼	21
<b>Domestic and Family - Level 1</b>	2024	6	2	19	-	-	-	-	-	-	-	-	-	27	59%	27
	2023	-	2	6	9	2	5	-	4	-	1	6	3	17	▲	38
<b>Domestic and Family - Level 2</b>	2024	-	1	3	2	-	-	-	-	-	-	-	-	6	100%	6
	2023	-	-	1	2	3	-	2	-	-	-	-	-	3	▲	8
<b>Felonies and Related Matters</b>	2024	59	13	11	25	-	-	-	-	-	-	-	-	108	-19%	108
	2023	61	13	26	33	11	16	53	6	18	31	11	9	133	▼	288
<b>General Civil - Level 2</b>	2024	1	-	2	2	-	-	-	-	-	-	-	-	5	-44%	5
	2023	2	4	2	1	2	2	4	2	-	1	1	1	9	▼	22
<b>General Civil - Level 3</b>	2024	-	1	2	-	-	-	-	-	-	-	-	-	3	-50%	3
	2023	2	-	4	1	7	1	-	-	-	-	1	1	6	▼	17
<b>Miscellaneous Civil</b>	2024	39	49	70	62	-	-	-	-	-	-	-	-	220	-8%	220
	2023	67	64	72	37	44	46	36	40	29	47	29	35	240	▼	546
<b>Misdemeanor</b>	2024	10	12	5	13	-	-	-	-	-	-	-	-	40	-11%	40
	2023	23	7	5	10	18	12	13	4	5	22	10	4	45	▼	133
<b>Other</b>	2024	1	-	-	-	-	-	-	-	-	-	-	-	1	0%	1
	2023	-	-	-	1	-	-	-	1	-	-	-	-	1	↔	2
<b>Other Criminally Related Matters</b>	2024	1	-	-	-	-	-	-	-	-	-	-	-	1	-80%	1
	2023	1	2	2	-	-	-	-	-	3	1	1	1	5	▼	11
<b>Probates/Wills &amp; Trusts - Level 1</b>	2024	-	-	-	-	-	-	-	-	-	-	-	-	0	-100%	0
	2023	-	1	-	-	-	-	-	-	-	-	-	-	1	▼	1
<b>Probates/Wills &amp; Trusts - Level 2</b>	2024	1	-	1	-	-	-	-	-	-	-	-	-	2	-33%	2
	2023	2	-	-	1	-	-	1	1	-	1	2	2	3	▼	10
<b>Protective Orders</b>	2024	-	1	-	1	-	-	-	-	-	-	-	-	2	0%	2
	2023	1	1	-	-	-	-	-	-	-	-	-	-	2	↔	2
<b>Uncontested Divorce</b>	2024	4	1	6	5	-	-	-	-	-	-	-	-	16	78%	16
	2023	3	4	1	1	3	1	3	3	2	2	3	1	9	▲	27

Dashboard	Monthly Filings Summary	Jan --- Apr Filings
<p><b>Court:</b> Giles Circuit  <b>Start/End Date:</b> Jan-23 / Apr-24  <b>2023 Average Month:</b> 151  <b>Jan-Apr 2023:</b> 630  <b>Filings Trending:</b> ▼</p>	<p><b>Circuit/Court ID:</b> 27 227071  <b>Type of Case:</b> Filings  <b>2024 Average Month:</b> 132  <b>Jan-Apr 2024 :</b> 528  <b>Overall AVG. Month:</b> 146</p>	

Filings by Division																
Divisions		Jan	Feb	Mar	Apr	May	Jun	Jul	Aug	Sep	Oct	Nov	Dec	Thru Apr	% Change	Total
<b>Total</b>	2024	141	120	105	162	-	-	-	-	-	-	-	-	528	-16%	528
	2023	192	108	155	175	114	129	171	143	131	174	167	147	630	▼	1,806
<b>Civil</b>	2024	19	22	14	15	-	-	-	-	-	-	-	-	70	43%	70
	2023	6	12	16	15	25	13	18	22	31	21	12	8	49	▲	199
<b>Criminal</b>	2024	48	31	32	84	-	-	-	-	-	-	-	-	195	-7%	195
	2023	89	9	33	78	29	51	71	45	44	76	98	19	209	▼	642
<b>Concealed Handgun Permits</b>	2024	30	43	33	30	-	-	-	-	-	-	-	-	136	-48%	136
	2023	75	51	75	60	36	36	48	39	30	39	35	31	261	▼	555
<b>Miscellaneous/Other</b>	2024	43	24	26	33	-	-	-	-	-	-	-	-	126	16%	126
	2023	22	35	30	22	24	28	34	36	26	36	22	89	109	▲	404
<b>Others</b>	2024	1	-	-	-	-	-	-	-	-	-	-	-	1	-50%	1
	2023	-	1	1	-	-	1	-	1	-	2	-	-	2	▼	6

Filings by Case Category																
Case Categories		Jan	Feb	Mar	Apr	May	Jun	Jul	Aug	Sep	Oct	Nov	Dec	Thru Apr	% Change	Total
<b>Administrative Law</b>	2024	-	-	-	-	-	-	-	-	-	-	-	-	0	0	0
	2023	-	-	-	-	-	-	-	1	-	-	-	-	0	↔	1
<b>Contested Divorce</b>	2024	2	-	2	2	-	-	-	-	-	-	-	-	6	-45%	6
	2023	2	4	2	3	4	-	-	-	1	1	1	1	11	▼	19
<b>Domestic and Family - Level 1</b>	2024	9	12	1	1	-	-	-	-	-	-	-	-	23	283%	23
	2023	1	-	4	1	14	6	12	12	26	7	5	1	6	▲	89
<b>Domestic and Family - Level 2</b>	2024	2	-	1	4	-	-	-	-	-	-	-	-	7	600%	7
	2023	-	-	1	-	-	2	1	2	1	1	-	1	1	▲	9
<b>Felonies and Related Matters</b>	2024	39	12	21	74	-	-	-	-	-	-	-	-	146	19%	146
	2023	49	5	16	53	18	34	49	26	23	51	72	9	123	▲	405
<b>General Civil - Level 1</b>	2024	-	-	-	-	-	-	-	-	-	-	-	-	0	0	0
	2023	-	-	-	-	-	-	-	-	1	1	2	-	0	↔	4
<b>General Civil - Level 2</b>	2024	1	2	2	4	-	-	-	-	-	-	-	-	9	-10%	9
	2023	-	4	2	4	1	-	1	1	2	2	1	-	10	▼	18
<b>General Civil - Level 3</b>	2024	-	4	-	-	-	-	-	-	-	-	-	-	4	-20%	4
	2023	1	2	1	1	2	2	1	2	1	2	-	2	5	▼	17
<b>Miscellaneous Civil</b>	2024	37	50	43	41	-	-	-	-	-	-	-	-	171	-42%	171
	2023	78	64	86	66	40	40	59	50	40	51	40	38	294	▼	652
<b>Misdemeanor</b>	2024	9	15	9	11	-	-	-	-	-	-	-	-	44	-45%	44
	2023	38	3	17	22	10	17	21	16	19	25	22	8	80	▼	218
<b>Other</b>	2024	36	16	18	21	-	-	-	-	-	-	-	-	91	21%	91
	2023	19	20	20	16	19	23	21	25	14	27	16	82	75	▲	302
<b>Other Criminally Related Matters</b>	2024	-	4	2	-	-	-	-	-	-	-	-	-	6	0%	6
	2023	2	1	-	3	1	-	1	3	2	1	4	2	6	↔	20
<b>Probates/Wills &amp; Trusts - Level 2</b>	2024	1	1	-	-	-	-	-	-	-	-	-	-	2	-67%	2
	2023	2	1	2	1	-	1	1	2	-	4	2	-	6	▼	16
<b>Protective Orders</b>	2024	-	-	-	-	-	-	-	-	-	-	-	-	0	0	0
	2023	-	-	-	-	1	-	-	-	-	-	-	-	0	↔	1
<b>Uncontested Divorce</b>	2024	5	4	6	4	-	-	-	-	-	-	-	-	19	46%	19
	2023	-	4	4	5	4	4	4	3	1	1	2	3	13	▲	35

Dashboard		Monthly Filings Summary		Jan --- Apr Filings	
<b>Court:</b> Grayson Circuit	<b>Circuit/Court ID:</b> 27 227077				
<b>Start/End Date:</b> Jan-23 / Apr-24	<b>Type of Case:</b> Filings				
<b>2023 Average Month:</b> 176	<b>2024 Average Month:</b> 162				
<b>Jan-Apr 2023:</b> 840	<b>Jan-Apr 2024 :</b> 648				
<b>Filings Trending:</b> ▼	<b>Overall AVG. Month:</b> 173				

Filings by Division																
Divisions		Jan	Feb	Mar	Apr	May	Jun	Jul	Aug	Sep	Oct	Nov	Dec	Thru Apr	% Change	Total
<b>Total</b>	2024	159	177	134	178	-	-	-	-	-	-	-	-	648	-23%	648
	2023	250	166	244	180	169	176	194	130	113	228	135	127	840	▼	2,112
<b>Civil</b>	2024	19	21	17	18	-	-	-	-	-	-	-	-	75	-15%	75
	2023	12	17	35	24	24	34	19	17	26	31	19	17	88	▼	275
<b>Criminal</b>	2024	60	78	50	96	-	-	-	-	-	-	-	-	284	-14%	284
	2023	126	50	75	80	62	71	118	50	33	123	51	52	331	▼	891
<b>Concealed Handgun Permits</b>	2024	51	50	44	43	-	-	-	-	-	-	-	-	188	-38%	188
	2023	80	76	95	53	57	49	29	31	38	53	52	33	304	▼	646
<b>Miscellaneous/ Other</b>	2024	29	28	23	21	-	-	-	-	-	-	-	-	101	-14%	101
	2023	32	23	39	23	26	22	28	32	16	20	13	25	117	▼	299
<b>Others</b>	2024	-	-	-	-	-	-	-	-	-	-	-	-	0	0	0
	2023	-	-	-	-	-	-	-	-	-	1	-	-	0	↔	1

Filings by Case Category																
Case Categories		Jan	Feb	Mar	Apr	May	Jun	Jul	Aug	Sep	Oct	Nov	Dec	Thru Apr	% Change	Total
<b>Administrative Law</b>	2024	-	-	-	-	-	-	-	-	-	-	-	-	0	0	0
	2023	-	-	-	-	-	-	-	1	-	-	-	-	0	↔	1
<b>Capital Murder</b>	2024	-	-	-	-	-	-	-	-	-	-	-	-	0	0	0
	2023	-	-	-	-	-	-	1	-	-	-	-	-	0	↔	1
<b>Contested Divorce</b>	2024	1	-	-	1	-	-	-	-	-	-	-	-	2	-60%	2
	2023	1	1	2	1	1	3	2	-	2	2	1	1	5	▼	17
<b>Domestic and Family - Level 1</b>	2024	2	4	1	4	-	-	-	-	-	-	-	-	11	-65%	11
	2023	6	2	19	4	4	5	5	1	2	4	6	2	31	▼	60
<b>Domestic and Family - Level 2</b>	2024	4	2	1	1	-	-	-	-	-	-	-	-	8	100%	8
	2023	-	2	1	1	3	2	-	-	9	-	-	-	4	▲	18
<b>Felonies and Related Matters</b>	2024	45	56	42	89	-	-	-	-	-	-	-	-	232	-14%	232
	2023	98	38	65	69	40	51	94	31	19	89	35	36	270	▼	665
<b>General Civil - Level 1</b>	2024	-	-	-	-	-	-	-	-	-	-	-	-	0	-100%	0
	2023	1	-	-	-	-	-	-	-	-	-	-	-	1	▼	1
<b>General Civil - Level 2</b>	2024	-	3	2	3	-	-	-	-	-	-	-	-	8	33%	8
	2023	1	1	-	4	1	1	-	4	5	1	4	1	6	▲	23
<b>General Civil - Level 3</b>	2024	4	7	4	3	-	-	-	-	-	-	-	-	18	50%	18
	2023	2	2	4	4	10	17	2	2	3	15	4	6	12	▲	71
<b>Miscellaneous Civil</b>	2024	54	58	49	46	-	-	-	-	-	-	-	-	207	-37%	207
	2023	84	79	102	61	66	59	40	40	43	56	56	39	326	▼	725
<b>Misdemeanor</b>	2024	13	20	6	8	-	-	-	-	-	-	-	-	47	-11%	47
	2023	23	10	9	11	19	19	23	21	10	34	12	13	53	▼	204
<b>Other</b>	2024	27	22	19	15	-	-	-	-	-	-	-	-	83	-13%	83
	2023	26	19	34	16	18	14	21	24	12	17	11	20	95	▼	232
<b>Other Criminally Related Matters</b>	2024	2	3	2	1	-	-	-	-	-	-	-	-	8	-20%	8
	2023	5	3	1	1	3	2	2	-	4	2	4	3	10	▼	30
<b>Probates/Wills &amp; Trusts - Level 2</b>	2024	1	-	2	1	-	-	-	-	-	-	-	-	4	-64%	4
	2023	1	2	5	3	1	1	2	1	-	-	2	1	11	▼	19
<b>Protective Orders</b>	2024	-	-	-	-	-	-	-	-	-	-	-	-	0	0	0
	2023	-	-	-	-	-	-	-	-	-	-	-	1	0	↔	1
<b>Uncontested Divorce</b>	2024	6	2	6	6	-	-	-	-	-	-	-	-	20	25%	20
	2023	2	7	2	5	3	2	2	5	4	8	-	4	16	▲	44

This report reflects data in the case management system. Numbers will update accordingly as reports are refreshed and posted.



# CPSS-CCMS-10.01 CASELOAD STATISTICS OF THE CIRCUIT COURTS

Montgomery

January 2023 -- April 2024 Filings

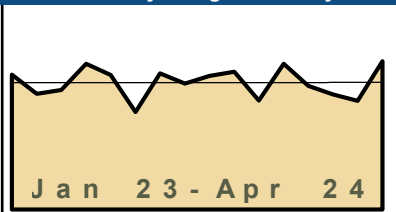
Alexandria and Fairfax Circuit are not Included in State Totals

## Dashboard

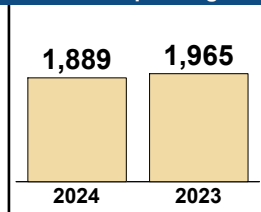
**Court:** Montgomery Circuit  
**Start/End Date:** Jan-23 / Apr-24  
**2023 Average Month:** 488  
**Jan-Apr 2023:** 1,965  
**Filings Trending:** ▼

**Circuit/Court ID:** 27 227121  
**Type of Case:** Filings  
**2024 Average Month:** 472  
**Jan-Apr 2024 :** 1,889  
**Overall AVG. Month:** 484

## Monthly Filings Summary



## Jan --- Apr Filings



## Filings by Division

Divisions	Jan	Feb	Mar	Apr	May	Jun	Jul	Aug	Sep	Oct	Nov	Dec	Thru Apr	% Change	Total
<b>Total</b>	471	439	414	565	-	-	-	-	-	-	-	-	1,889	-4%	1,889
2023	514	441	455	555	513	371	519	480	509	525	415	555	1,965	▼	5,852
<b>Civil</b>	35	36	48	32	-	-	-	-	-	-	-	-	151	-15%	151
2023	45	37	57	38	55	50	32	55	47	60	36	43	177	▼	555
<b>Criminal</b>	247	185	153	326	-	-	-	-	-	-	-	-	911	-7%	911
2023	263	169	207	340	256	167	328	235	323	290	170	188	979	▼	2,936
<b>Concealed Handgun Permits</b>	84	118	126	114	-	-	-	-	-	-	-	-	442	-6%	442
2023	118	130	119	104	110	80	78	93	62	105	111	88	471	▼	1,198
<b>Miscellaneous/Other</b>	104	100	87	93	-	-	-	-	-	-	-	-	384	14%	384
2023	88	105	72	73	91	74	81	96	77	69	98	236	338	▲	1,160
<b>Others</b>	1	-	-	-	-	-	-	-	-	-	-	-	1	1	1
2023	-	-	-	-	1	-	-	1	-	1	-	-	0	↔	3

## Filings by Case Category

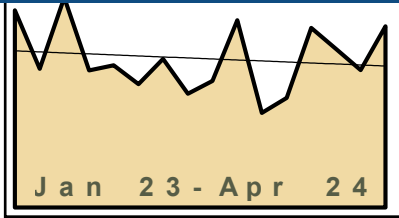
Case Categories	Jan	Feb	Mar	Apr	May	Jun	Jul	Aug	Sep	Oct	Nov	Dec	Thru Apr	% Change	Total
<b>Administrative Law</b>	-	-	-	-	-	-	-	-	-	-	-	-	0	-100%	0
2023	1	-	2	-	-	-	-	-	-	-	-	-	3	▼	3
<b>Contested Divorce</b>	2	5	7	2	-	-	-	-	-	-	-	-	16	-38%	16
2023	6	3	8	9	7	8	2	9	5	6	6	8	26	▼	77
<b>Domestic and Family - Level 1</b>	7	2	13	12	-	-	-	-	-	-	-	-	34	240%	34
2023	1	-	6	3	8	7	2	19	6	7	2	9	10	▲	70
<b>Domestic and Family - Level 2</b>	3	4	1	-	-	-	-	-	-	-	-	-	8	0%	8
2023	1	-	4	3	4	1	2	1	3	-	3	2	8	↔	24
<b>Felonies and Related Matters</b>	139	136	94	210	-	-	-	-	-	-	-	-	579	-17%	579
2023	198	123	139	238	147	105	225	145	200	208	91	109	698	▼	1,928
<b>General Civil - Level 1</b>	-	3	-	-	-	-	-	-	-	-	-	-	3	0%	3
2023	-	-	1	2	-	3	3	-	1	1	1	-	3	↔	12
<b>General Civil - Level 2</b>	5	5	8	5	-	-	-	-	-	-	-	-	23	-4%	23
2023	4	9	8	3	12	11	7	6	13	16	5	7	24	▼	101
<b>General Civil - Level 3</b>	3	7	9	5	-	-	-	-	-	-	-	-	24	-33%	24
2023	19	8	6	3	4	7	7	7	2	6	5	9	36	▼	83
<b>Miscellaneous Civil</b>	112	158	154	165	-	-	-	-	-	-	-	-	589	1%	589
2023	145	157	150	132	140	112	112	125	81	134	148	124	584	▲	1,560
<b>Misdemeanor</b>	98	43	53	109	-	-	-	-	-	-	-	-	303	22%	303
2023	56	41	60	92	102	58	89	83	118	67	64	69	249	▲	899
<b>Other</b>	74	58	51	39	-	-	-	-	-	-	-	-	222	1%	222
2023	60	79	39	41	57	37	44	61	56	37	57	195	219	▲	763
<b>Other Criminally Related Matters</b>	10	6	6	7	-	-	-	-	-	-	-	-	29	-9%	29
2023	9	5	8	10	7	4	14	7	5	15	15	10	32	▼	109
<b>Probates/Wills &amp; Trusts - Level 1</b>	-	-	-	-	-	-	-	-	-	-	-	-	0	-100%	0
2023	-	-	1	-	-	1	-	-	-	-	-	-	1	▼	2
<b>Probates/Wills &amp; Trusts - Level 2</b>	1	2	3	-	-	-	-	-	-	-	-	-	6	-40%	6
2023	1	3	4	2	2	1	-	1	1	4	1	-	10	▼	20
<b>Uncontested Divorce</b>	17	10	15	11	-	-	-	-	-	-	-	-	53	-15%	53
2023	13	13	19	17	23	16	12	16	18	24	17	13	62	▼	201

This report reflects data in the case management system. Numbers will update accordingly as reports are refreshed and posted.

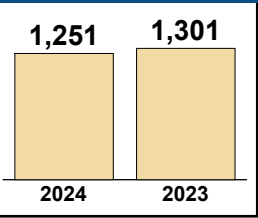
Dashboard

Court: Pulaski Circuit
Start/End Date: Jan-23 / Apr-24
2023 Average Month: 275
Jan-Apr 2023: 1,301
Filings Trending: ▼
Circuit/Court ID: 27 227155
Type of Case: Filings
2024 Average Month: 313
Jan-Apr 2024 : 1,251
Overall AVG. Month: 284

Monthly Filings Summary



Jan --- Apr Filings



Filings by Division

Table with 15 columns: Divisions, Jan, Feb, Mar, Apr, May, Jun, Jul, Aug, Sep, Oct, Nov, Dec, Thru Apr, % Change, Total. Rows include Total, Civil, Criminal, Concealed Handgun Permits, Miscellaneous/Other.

Filings by Case Category

Table with 15 columns: Case Categories, Jan, Feb, Mar, Apr, May, Jun, Jul, Aug, Sep, Oct, Nov, Dec, Thru Apr, % Change, Total. Rows include Administrative Law, Capital Murder, Contested Divorce, Domestic and Family - Level 1/2, Felonies and Related Matters, General Civil - Level 1/2/3, Miscellaneous Civil, Misdemeanor, Other, Other Criminally Related Matters, Probates/Wills & Trusts - Level 1/2, Protective Orders, Uncontested Divorce.

This report reflects data in the case management system. Numbers will update accordingly as reports are refreshed and posted.

Dashboard		Monthly Filings Summary		Jan --- Apr Filings					
<p><b>Court:</b> Wythe Circuit  <b>Start/End Date:</b> Jan-23 / Apr-24  <b>2023 Average Month:</b> 238  <b>Jan-Apr 2023:</b> 1,120  <b>Filings Trending:</b> ▼</p>	<p><b>Circuit/Court ID:</b> 27 227197  <b>Type of Case:</b> Filings  <b>2024 Average Month:</b> 249  <b>Jan-Apr 2024 :</b> 994  <b>Overall AVG. Month:</b> 241</p>	<p style="text-align: center; font-weight: bold; color: white;">Jan 23 - Apr 24</p>		<table border="1" style="margin: auto;"> <tr> <td style="text-align: center; width: 50px;">994</td> <td style="text-align: center; width: 50px;">1,120</td> </tr> <tr> <td style="text-align: center;">2024</td> <td style="text-align: center;">2023</td> </tr> </table>		994	1,120	2024	2023
994	1,120								
2024	2023								

Filings by Division																
Divisions		Jan	Feb	Mar	Apr	May	Jun	Jul	Aug	Sep	Oct	Nov	Dec	Thru Apr	% Change	Total
<b>Total</b>	2024	257	230	219	288	-	-	-	-	-	-	-	-	994	-11%	994
	2023	277	324	273	246	213	230	165	258	157	376	152	188	1,120	▼	2,859
<b>Civil</b>	2024	23	24	30	36	-	-	-	-	-	-	-	-	113	8%	113
	2023	29	25	20	31	32	38	24	70	16	32	19	24	105	▲	360
<b>Criminal</b>	2024	143	96	104	148	-	-	-	-	-	-	-	-	491	15%	491
	2023	125	120	96	86	88	99	55	104	53	250	65	75	427	▲	1,216
<b>Concealed Handgun Permits</b>	2024	79	91	63	85	-	-	-	-	-	-	-	-	318	-38%	318
	2023	108	151	140	113	78	73	64	66	70	75	54	70	512	▼	1,062
<b>Miscellaneous/ Other</b>	2024	11	19	22	19	-	-	-	-	-	-	-	-	71	-7%	71
	2023	15	28	17	16	15	20	22	18	18	19	14	19	76	▼	221
<b>Others</b>	2024	1	-	-	-	-	-	-	-	-	-	-	-	1	1	1
	2023	-	-	-	-	-	-	-	-	-	-	-	-	0	↔	0

Filings by Case Category																
Case Categories		Jan	Feb	Mar	Apr	May	Jun	Jul	Aug	Sep	Oct	Nov	Dec	Thru Apr	% Change	Total
<b>Administrative Law</b>	2024	-	-	-	-	-	-	-	-	-	-	-	-	0	0	0
	2023	-	-	-	-	-	1	-	-	-	-	-	-	0	↔	1
<b>Contested Divorce</b>	2024	2	2	3	4	-	-	-	-	-	-	-	-	11	-21%	11
	2023	3	5	3	3	6	5	2	9	-	5	4	4	14	▼	49
<b>Domestic and Family - Level 1</b>	2024	8	3	2	10	-	-	-	-	-	-	-	-	23	-12%	23
	2023	11	4	5	6	2	3	-	38	2	7	3	8	26	▼	89
<b>Domestic and Family - Level 2</b>	2024	-	2	1	2	-	-	-	-	-	-	-	-	5	150%	5
	2023	-	-	1	1	1	-	1	1	-	-	3	-	2	▲	8
<b>Felonies and Related Matters</b>	2024	111	70	53	108	-	-	-	-	-	-	-	-	342	6%	342
	2023	99	93	72	60	67	72	33	77	37	213	46	53	324	▲	922
<b>General Civil - Level 1</b>	2024	-	-	-	-	-	-	-	-	-	-	-	-	0	-100%	0
	2023	1	-	-	-	-	1	-	-	-	-	-	-	1	▼	2
<b>General Civil - Level 2</b>	2024	2	3	7	1	-	-	-	-	-	-	-	-	13	63%	13
	2023	2	2	-	4	3	7	4	8	3	6	4	7	8	▲	50
<b>General Civil - Level 3</b>	2024	2	6	8	4	-	-	-	-	-	-	-	-	20	0%	20
	2023	6	8	2	4	8	7	5	6	4	6	6	6	20	↔	68
<b>Miscellaneous Civil</b>	2024	93	109	86	105	-	-	-	-	-	-	-	-	393	-34%	393
	2023	124	181	160	130	97	95	84	79	88	95	64	83	595	▼	1,280
<b>Misdemeanor</b>	2024	28	22	46	34	-	-	-	-	-	-	-	-	130	38%	130
	2023	25	24	17	28	19	21	19	21	15	36	19	21	94	▲	265
<b>Other</b>	2024	2	-	-	-	-	-	-	-	-	-	-	-	2	0%	2
	2023	-	2	-	-	-	-	-	1	1	-	1	-	2	↔	5
<b>Other Criminally Related Matters</b>	2024	4	4	5	7	-	-	-	-	-	-	-	-	20	25%	20
	2023	1	3	8	4	2	6	4	6	1	2	-	1	16	▲	38
<b>Probates/Wills &amp; Trusts - Level 1</b>	2024	-	-	-	-	-	-	-	-	-	-	-	-	0	-100%	0
	2023	1	-	-	-	-	-	-	-	-	-	-	1	1	▼	2
<b>Probates/Wills &amp; Trusts - Level 2</b>	2024	2	-	-	2	-	-	-	-	-	-	-	-	4	-43%	4
	2023	-	2	3	2	2	2	2	1	2	1	1	1	7	▼	19
<b>Uncontested Divorce</b>	2024	3	9	8	11	-	-	-	-	-	-	-	-	31	210%	31
	2023	4	-	2	4	6	10	11	11	4	5	1	3	10	▲	61

Dashboard		Monthly Filings Summary		Jan --- Apr Filings	
<p><b>Court:</b> Radford Circuit  <b>Start/End Date:</b> Jan-23 / Apr-24  <b>2023 Average Month:</b> 96  <b>Jan-Apr 2023:</b> 412  <b>Filings Trending:</b> ▲</p>	<p><b>Circuit/Court ID:</b> 27 227750  <b>Type of Case:</b> Filings  <b>2024 Average Month:</b> 121  <b>Jan-Apr 2024 :</b> 483  <b>Overall AVG. Month:</b> 102</p>				

Filings by Division																
Divisions		Jan	Feb	Mar	Apr	May	Jun	Jul	Aug	Sep	Oct	Nov	Dec	Thru Apr	% Change	Total
<b>Total</b>	2024	56	64	302	61	-	-	-	-	-	-	-	-	483	17%	483
	2023	71	74	217	50	74	160	53	84	164	56	52	99	412	▲	1,154
<b>Civil</b>	2024	6	14	15	4	-	-	-	-	-	-	-	-	39	-46%	39
	2023	6	16	46	4	16	19	5	7	4	8	10	2	72	▼	143
<b>Criminal</b>	2024	19	21	263	30	-	-	-	-	-	-	-	-	333	47%	333
	2023	32	30	144	20	20	119	25	34	140	22	17	69	226	▲	672
<b>Concealed Handgun Permits</b>	2024	25	22	18	17	-	-	-	-	-	-	-	-	82	0%	82
	2023	28	17	15	22	29	16	13	27	12	15	19	21	82	↔	234
<b>Miscellaneous/Other</b>	2024	6	7	6	10	-	-	-	-	-	-	-	-	29	-9%	29
	2023	5	11	12	4	9	6	9	15	8	11	6	7	32	▼	103
<b>Others</b>	2024	-	-	-	-	-	-	-	-	-	-	-	-	0	0	0
	2023	-	-	-	-	-	-	1	1	-	-	-	-	0	↔	2

Filings by Case Category																
Case Categories		Jan	Feb	Mar	Apr	May	Jun	Jul	Aug	Sep	Oct	Nov	Dec	Thru Apr	% Change	Total
<b>Contested Divorce</b>	2024	4	1	1	1	-	-	-	-	-	-	-	-	7	600%	7
	2023	-	1	-	-	1	4	-	-	1	-	-	1	1	▲	8
<b>Domestic and Family - Level 1</b>	2024	1	8	1	-	-	-	-	-	-	-	-	-	10	-9%	10
	2023	-	10	1	-	2	4	2	4	1	3	3	-	11	▼	30
<b>Domestic and Family - Level 2</b>	2024	-	-	1	-	-	-	-	-	-	-	-	-	1	-80%	1
	2023	-	2	3	-	-	2	1	-	-	1	-	-	5	▼	9
<b>Felonies and Related Matters</b>	2024	12	11	239	28	-	-	-	-	-	-	-	-	290	79%	290
	2023	17	16	119	10	14	92	14	19	108	8	12	57	162	▲	486
<b>General Civil - Level 1</b>	2024	-	-	-	-	-	-	-	-	-	-	-	-	0	0	0
	2023	-	-	-	-	-	1	-	-	-	-	-	-	0	↔	1
<b>General Civil - Level 2</b>	2024	-	-	1	2	-	-	-	-	-	-	-	-	3	-50%	3
	2023	3	1	1	1	2	3	1	1	-	2	3	2	6	▼	20
<b>General Civil - Level 3</b>	2024	1	1	3	-	-	-	-	-	-	-	-	-	5	400%	5
	2023	-	-	1	-	6	1	-	1	-	1	2	-	1	▲	12
<b>Miscellaneous Civil</b>	2024	31	29	24	27	-	-	-	-	-	-	-	-	111	0%	111
	2023	33	28	24	26	37	20	22	41	20	25	24	26	111	↔	326
<b>Misdemeanor</b>	2024	5	8	29	2	-	-	-	-	-	-	-	-	44	-55%	44
	2023	12	13	65	8	4	24	10	11	31	13	4	12	98	▼	207
<b>Other</b>	2024	-	-	-	-	-	-	-	-	-	-	-	-	0	0	0
	2023	-	-	-	-	1	1	1	1	-	-	-	-	0	↔	4
<b>Other Criminally Related Matters</b>	2024	2	2	-	-	-	-	-	-	-	-	-	-	4	-33%	4
	2023	3	1	-	2	3	4	1	4	2	1	1	-	6	▼	22
<b>Probates/Wills &amp; Trusts - Level 1</b>	2024	-	-	-	-	-	-	-	-	-	-	-	-	0	-100%	0
	2023	1	-	-	-	-	-	-	-	-	-	-	-	1	▼	1
<b>Protective Orders</b>	2024	-	2	-	-	-	-	-	-	-	-	-	-	2	2	2
	2023	-	-	-	-	1	-	-	1	-	-	-	-	0	↔	2
<b>Uncontested Divorce</b>	2024	-	2	3	1	-	-	-	-	-	-	-	-	6	-40%	6
	2023	2	2	3	3	3	4	1	1	1	2	3	1	10	▼	26

# CPSS-CCMS-10.01 CASELOAD STATISTICS OF THE CIRCUIT COURTS

Smyth

January 2023 -- April 2024 Filings

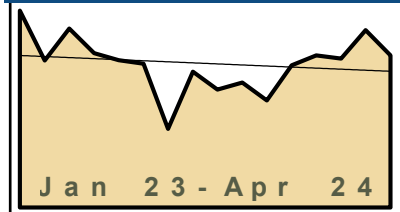
Alexandria and Fairfax Circuit are not Included in State Totals

## Dashboard

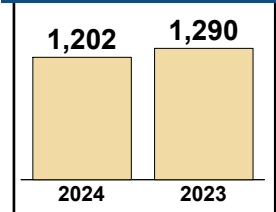
**Court:** Smyth Circuit  
**Start/End Date:** Jan-23 / Apr-24  
**2023 Average Month:** 266  
**Jan-Apr 2023:** 1,290  
**Filings Trending:** ▼

**Circuit/Court ID:** 28 228173  
**Type of Case:** Filings  
**2024 Average Month:** 301  
**Jan-Apr 2024 :** 1,202  
**Overall AVG. Month:** 275

## Monthly Filings Summary



## Jan --- Apr Filings



## Filings by Division

Divisions		Jan	Feb	Mar	Apr	May	Jun	Jul	Aug	Sep	Oct	Nov	Dec	Thru Apr	% Change	Total
<b>Total</b>	2024	290	284	338	290	-	-	-	-	-	-	-	-	1,202	-7%	1,202
	2023	375	280	341	294	281	274	150	259	225	238	204	271	1,290	▼	3,192
<b>Civil</b>	2024	19	23	21	43	-	-	-	-	-	-	-	-	106	29%	106
	2023	30	14	20	18	29	49	17	39	30	19	33	22	82	▲	320
<b>Criminal</b>	2024	75	86	140	85	-	-	-	-	-	-	-	-	386	-1%	386
	2023	147	72	102	70	92	69	28	90	86	85	59	100	391	▼	1,000
<b>Concealed Handgun Permits</b>	2024	75	106	89	77	-	-	-	-	-	-	-	-	347	-35%	347
	2023	135	117	150	135	100	69	53	68	52	74	53	36	537	▼	1,042
<b>Miscellaneous/Other</b>	2024	114	57	78	74	-	-	-	-	-	-	-	-	323	30%	323
	2023	60	69	52	67	49	78	51	50	47	55	48	103	248	▲	729
<b>Others</b>	2024	7	12	10	11	-	-	-	-	-	-	-	-	40	25%	40
	2023	3	8	17	4	11	9	1	12	10	5	11	10	32	▲	101

## Filings by Case Category

Case Categories		Jan	Feb	Mar	Apr	May	Jun	Jul	Aug	Sep	Oct	Nov	Dec	Thru Apr	% Change	Total
<b>Administrative Law</b>	2024	-	-	-	1	-	-	-	-	-	-	-	-	1	1	1
	2023	-	-	-	-	-	1	-	-	-	1	-	-	0	↔	2
<b>Contested Divorce</b>	2024	-	4	2	3	-	-	-	-	-	-	-	-	9	-40%	9
	2023	4	1	4	6	6	2	6	5	3	3	3	1	15	▼	44
<b>Domestic and Family - Level 1</b>	2024	-	1	2	9	-	-	-	-	-	-	-	-	12	9%	12
	2023	8	2	1	-	3	19	-	2	8	-	12	5	11	▲	60
<b>Domestic and Family - Level 2</b>	2024	1	4	4	4	-	-	-	-	-	-	-	-	13	30%	13
	2023	4	2	2	2	1	3	1	4	3	4	4	1	10	▲	31
<b>Felonies and Related Matters</b>	2024	55	72	100	60	-	-	-	-	-	-	-	-	287	-10%	287
	2023	123	62	77	56	66	49	19	62	60	62	41	85	318	▼	762
<b>General Civil - Level 1</b>	2024	-	-	-	-	-	-	-	-	-	-	-	-	0	-100%	0
	2023	-	-	1	1	-	1	-	-	-	-	1	1	1	2	▼
<b>General Civil - Level 2</b>	2024	1	2	4	1	-	-	-	-	-	-	-	-	8	33%	8
	2023	2	1	3	-	5	4	1	8	3	1	2	2	6	▲	32
<b>General Civil - Level 3</b>	2024	4	-	5	8	-	-	-	-	-	-	-	-	17	113%	17
	2023	1	2	4	1	3	10	4	2	6	2	2	4	8	▲	41
<b>Miscellaneous Civil</b>	2024	87	126	117	107	-	-	-	-	-	-	-	-	437	-28%	437
	2023	144	137	172	151	117	111	69	87	67	93	68	44	604	▼	1,260
<b>Misdemeanor</b>	2024	16	11	38	18	-	-	-	-	-	-	-	-	83	26%	83
	2023	21	10	22	13	26	17	9	26	21	22	15	14	66	▲	216
<b>Other</b>	2024	107	48	57	54	-	-	-	-	-	-	-	-	266	29%	266
	2023	53	57	43	53	41	43	33	42	41	38	41	101	206	▲	586
<b>Other Criminally Related Matters</b>	2024	4	3	2	7	-	-	-	-	-	-	-	-	16	129%	16
	2023	3	-	3	1	-	3	-	2	5	1	3	2	7	▲	23
<b>Probates/Wills &amp; Trusts - Level 1</b>	2024	-	-	-	-	-	-	-	-	-	-	-	-	0	0	0
	2023	-	-	-	-	-	-	-	1	-	-	-	-	0	↔	1
<b>Probates/Wills &amp; Trusts - Level 2</b>	2024	4	1	1	6	-	-	-	-	-	-	-	-	12	100%	12
	2023	1	-	3	2	2	1	3	1	2	-	1	3	6	▲	19
<b>Uncontested Divorce</b>	2024	11	12	6	12	-	-	-	-	-	-	-	-	41	32%	41
	2023	11	6	6	8	11	10	5	17	6	10	11	8	31	▲	109

This report reflects data in the case management system. Numbers will update accordingly as reports are refreshed and posted.

# CPSS-CCMS-10.01 CASELOAD STATISTICS OF THE CIRCUIT COURTS

Washington

January 2023 -- April 2024 Filings

Alexandria and Fairfax Circuit are not Included in State Totals

Dashboard		Circuit/Court ID: 28 228191		Monthly Filings Summary		Jan --- Apr Filings	
<b>Court:</b> Washington Circuit	<b>Start/End Date:</b> Jan-23 / Apr-24	<b>Type of Case:</b> Filings				<div style="display: flex; justify-content: space-around;"> <div style="text-align: center;"> <b>1,945</b> 2024             </div> <div style="text-align: center;"> <b>1,948</b> 2023             </div> </div>	
<b>2023 Average Month:</b> 439	<b>2024 Average Month:</b> 486	<b>Jan-Apr 2023:</b> 1,948	<b>Jan-Apr 2024 :</b> 1,945				
<b>Filings Trending:</b> ↔	<b>Overall AVG. Month:</b> 451						

Filings by Division																
Divisions		Jan	Feb	Mar	Apr	May	Jun	Jul	Aug	Sep	Oct	Nov	Dec	Thru Apr	% Change	Total
<b>Total</b>	2024	400	608	423	514	-	-	-	-	-	-	-	-	1,945	0%	1,945
	2023	584	438	496	430	482	374	335	396	361	454	458	458	1,948	▼	5,266
<b>Civil</b>	2024	24	34	34	39	-	-	-	-	-	-	-	-	131	-25%	131
	2023	39	44	50	42	38	33	29	46	39	35	32	27	175	▼	454
<b>Criminal</b>	2024	144	187	172	263	-	-	-	-	-	-	-	-	766	-5%	766
	2023	297	144	167	201	170	171	132	135	151	229	201	142	809	▼	2,140
<b>Concealed Handgun Permits</b>	2024	145	193	143	154	-	-	-	-	-	-	-	-	635	-10%	635
	2023	177	194	204	132	204	113	102	142	108	131	154	110	707	▼	1,771
<b>Miscellaneous/Other</b>	2024	80	188	69	53	-	-	-	-	-	-	-	-	390	52%	390
	2023	71	56	75	55	70	57	71	73	62	58	69	175	257	▲	892
<b>Others</b>	2024	7	6	5	5	-	-	-	-	-	-	-	-	23	23	23
	2023	-	-	-	-	-	-	1	-	1	1	2	4	0	↔	9

Filings by Case Category																
Case Categories		Jan	Feb	Mar	Apr	May	Jun	Jul	Aug	Sep	Oct	Nov	Dec	Thru Apr	% Change	Total
<b>Administrative Law</b>	2024	-	-	-	-	-	-	-	-	-	-	-	-	0	0	0
	2023	-	-	-	-	-	-	-	1	-	-	-	-	0	↔	1
<b>Contested Divorce</b>	2024	1	5	5	7	-	-	-	-	-	-	-	-	18	0%	18
	2023	4	5	5	4	8	1	2	2	5	2	3	6	18	↔	47
<b>Domestic and Family - Level 1</b>	2024	3	-	2	2	-	-	-	-	-	-	-	-	7	-53%	7
	2023	-	1	10	4	1	2	7	5	-	2	2	4	15	▼	38
<b>Domestic and Family - Level 2</b>	2024	2	3	3	5	-	-	-	-	-	-	-	-	13	-24%	13
	2023	4	3	5	5	1	2	3	1	2	-	2	2	17	▼	30
<b>Felonies and Related Matters</b>	2024	117	131	132	203	-	-	-	-	-	-	-	-	583	-14%	583
	2023	281	106	126	165	127	129	105	75	104	214	147	104	678	▼	1,683
<b>General Civil - Level 1</b>	2024	-	1	-	-	-	-	-	-	-	-	-	-	1	1	1
	2023	-	-	-	-	2	-	-	2	-	-	1	-	0	↔	5
<b>General Civil - Level 2</b>	2024	4	5	4	6	-	-	-	-	-	-	-	-	19	-39%	19
	2023	13	8	7	3	5	2	5	13	7	6	8	7	31	▼	84
<b>General Civil - Level 3</b>	2024	8	7	9	14	-	-	-	-	-	-	-	-	38	46%	38
	2023	4	5	9	8	3	5	1	4	11	9	3	3	26	▲	65
<b>Miscellaneous Civil</b>	2024	170	218	172	171	-	-	-	-	-	-	-	-	731	-9%	731
	2023	196	219	232	159	236	146	127	171	127	151	179	123	806	▼	2,066
<b>Misdemeanor</b>	2024	21	56	39	59	-	-	-	-	-	-	-	-	175	46%	175
	2023	16	36	32	36	41	35	27	39	46	16	47	28	120	▲	399
<b>Other</b>	2024	58	173	47	37	-	-	-	-	-	-	-	-	315	98%	315
	2023	48	34	48	29	44	31	45	48	45	33	49	166	159	▲	620
<b>Other Criminally Related Matters</b>	2024	6	2	1	1	-	-	-	-	-	-	-	-	10	-9%	10
	2023	-	2	9	-	2	7	-	21	1	-	8	10	11	▼	60
<b>Probates/Wills &amp; Trusts - Level 1</b>	2024	-	1	-	-	-	-	-	-	-	-	-	-	1	-50%	1
	2023	2	-	-	-	1	-	1	1	1	-	1	-	2	▼	7
<b>Probates/Wills &amp; Trusts - Level 2</b>	2024	2	5	3	-	-	-	-	-	-	-	-	-	10	-17%	10
	2023	-	5	4	3	1	1	3	3	1	5	1	1	12	▼	28
<b>Protective Orders</b>	2024	-	-	-	-	-	-	-	-	-	-	-	-	0	-100%	0
	2023	3	2	-	1	-	-	-	-	4	4	2	-	6	▼	16
<b>Uncontested Divorce</b>	2024	8	1	6	9	-	-	-	-	-	-	-	-	24	-49%	24
	2023	13	12	9	13	10	13	9	10	7	11	6	4	47	▼	117

This report reflects data in the case management system. Numbers will update accordingly as reports are refreshed and posted.

# CPSS-CCMS-10.01 CASELOAD STATISTICS OF THE CIRCUIT COURTS

Bristol

January 2023 -- April 2024 Filings

Alexandria and Fairfax Circuit are not Included in State Totals

Dashboard		Monthly Filings Summary		Jan --- Apr Filings	
<b>Court:</b> Bristol Circuit	<b>Circuit/Court ID:</b> 28 228520				
<b>Start/End Date:</b> Jan-23 / Apr-24	<b>Type of Case:</b> Filings				
<b>2023 Average Month:</b> 226	<b>2024 Average Month:</b> 250				
<b>Jan-Apr 2023:</b> 917	<b>Jan-Apr 2024 :</b> 1,001				
<b>Filings Trending:</b> ▲	<b>Overall AVG. Month:</b> 232				

Filings by Division																
Divisions		Jan	Feb	Mar	Apr	May	Jun	Jul	Aug	Sep	Oct	Nov	Dec	Thru Apr	% Change	Total
<b>Total</b>	2024	205	300	257	239	-	-	-	-	-	-	-	-	1,001	9%	1,001
	2023	225	278	225	189	190	184	326	234	178	272	246	161	917	▲	2,708
<b>Civil</b>	2024	19	18	17	13	-	-	-	-	-	-	-	-	67	-6%	67
	2023	15	18	20	18	12	19	12	27	16	31	21	13	71	▼	222
<b>Criminal</b>	2024	111	203	174	141	-	-	-	-	-	-	-	-	629	32%	629
	2023	109	159	124	84	117	88	255	139	107	139	139	86	476	▲	1,546
<b>Concealed Handgun Permits</b>	2024	17	26	22	22	-	-	-	-	-	-	-	-	87	-35%	87
	2023	32	41	35	26	24	20	19	14	14	12	24	17	134	▼	278
<b>Miscellaneous/Other</b>	2024	58	53	44	62	-	-	-	-	-	-	-	-	217	-8%	217
	2023	69	60	46	60	37	56	40	54	41	90	62	45	235	▼	660
<b>Others</b>	2024	-	-	-	1	-	-	-	-	-	-	-	-	1	0%	1
	2023	-	-	-	1	-	1	-	-	-	-	-	-	1	↔	2

Filings by Case Category																
Case Categories		Jan	Feb	Mar	Apr	May	Jun	Jul	Aug	Sep	Oct	Nov	Dec	Thru Apr	% Change	Total
<b>Administrative Law</b>	2024	-	1	-	-	-	-	-	-	-	-	-	-	1	0%	1
	2023	-	-	-	1	-	-	-	-	-	-	1	-	1	↔	2
<b>Contested Divorce</b>	2024	1	3	6	1	-	-	-	-	-	-	-	-	11	57%	11
	2023	1	1	4	1	-	3	2	4	1	2	2	1	7	▲	22
<b>Domestic and Family - Level 1</b>	2024	-	1	-	-	-	-	-	-	-	-	-	-	1	-88%	1
	2023	3	5	-	-	-	6	-	8	-	10	-	-	8	▼	32
<b>Domestic and Family - Level 2</b>	2024	-	-	2	1	-	-	-	-	-	-	-	-	3	-70%	3
	2023	4	1	2	3	-	2	-	-	-	3	1	1	10	▼	17
<b>Felonies and Related Matters</b>	2024	89	161	123	102	-	-	-	-	-	-	-	-	475	26%	475
	2023	89	133	88	66	95	56	201	103	80	107	99	66	376	▲	1,183
<b>General Civil - Level 1</b>	2024	-	-	-	-	-	-	-	-	-	-	-	-	0	-100%	0
	2023	-	-	-	1	-	-	-	-	-	-	-	1	1	▼	2
<b>General Civil - Level 2</b>	2024	2	-	1	-	-	-	-	-	-	-	-	-	3	-70%	3
	2023	4	2	2	2	1	1	-	1	-	2	3	4	10	▼	22
<b>General Civil - Level 3</b>	2024	6	5	3	9	-	-	-	-	-	-	-	-	23	-4%	23
	2023	9	4	3	8	2	-	3	11	4	19	9	2	24	▼	74
<b>Miscellaneous Civil</b>	2024	45	49	40	60	-	-	-	-	-	-	-	-	194	-12%	194
	2023	63	52	45	60	37	37	27	33	33	53	43	41	220	▼	524
<b>Misdemeanor</b>	2024	22	41	51	39	-	-	-	-	-	-	-	-	153	84%	153
	2023	14	26	25	18	18	29	48	32	23	32	26	19	83	▲	310
<b>Other</b>	2024	27	28	25	21	-	-	-	-	-	-	-	-	101	-27%	101
	2023	29	49	37	23	28	42	31	32	32	30	46	18	138	▼	397
<b>Other Criminally Related Matters</b>	2024	-	1	-	-	-	-	-	-	-	-	-	-	1	-94%	1
	2023	6	1	11	-	4	3	6	4	4	-	14	1	18	▼	54
<b>Probates/Wills &amp; Trusts - Level 2</b>	2024	-	1	2	2	-	-	-	-	-	-	-	-	5	67%	5
	2023	-	-	2	1	-	1	1	-	-	2	-	3	3	▲	10
<b>Protective Orders</b>	2024	1	-	-	-	-	-	-	-	-	-	-	-	1	1	1
	2023	-	-	-	-	1	-	-	-	-	-	-	-	0	↔	1
<b>Uncontested Divorce</b>	2024	12	9	4	4	-	-	-	-	-	-	-	-	29	61%	29
	2023	3	4	6	5	4	4	4	7	6	1	11	3	18	▲	58

This report reflects data in the case management system. Numbers will update accordingly as reports are refreshed and posted.

Dashboard		Monthly Filings Summary		Jan --- Apr Filings	
<b>Court:</b> Buchanan Circuit		<b>Circuit/Court ID:</b> 29 229027		<b>917</b>	
<b>Start/End Date:</b> Jan-23 / Apr-24		<b>Type of Case:</b> Filings		<b>1,092</b>	
<b>2023 Average Month:</b> 219		<b>2024 Average Month:</b> 229			
<b>Jan-Apr 2023:</b> 1,092		<b>Jan-Apr 2024 :</b> 917			
<b>Filings Trending:</b> ▼		<b>Overall AVG. Month:</b> 221			

Filings by Division																
Divisions		Jan	Feb	Mar	Apr	May	Jun	Jul	Aug	Sep	Oct	Nov	Dec	Thru Apr	% Change	Total
<b>Total</b>	2024	254	175	212	276	-	-	-	-	-	-	-	-	917	-16%	917
	2023	267	208	287	330	207	171	192	163	140	251	238	169	1,092	▼	2,623
<b>Civil</b>	2024	11	37	14	8	-	-	-	-	-	-	-	-	70	-13%	70
	2023	10	21	20	29	9	13	19	20	14	17	26	16	80	▼	214
<b>Criminal</b>	2024	163	73	112	216	-	-	-	-	-	-	-	-	564	-25%	564
	2023	196	130	171	255	86	102	114	71	75	177	158	112	752	▼	1,647
<b>Concealed Handgun Permits</b>	2024	57	47	75	42	-	-	-	-	-	-	-	-	221	4%	221
	2023	49	43	81	40	99	45	51	63	42	46	46	35	213	▲	640
<b>Miscellaneous/ Other</b>	2024	23	18	11	10	-	-	-	-	-	-	-	-	62	32%	62
	2023	12	14	15	6	13	11	7	9	9	11	8	6	47	▲	121
<b>Others</b>	2024	-	-	-	-	-	-	-	-	-	-	-	-	0	0	0
	2023	-	-	-	-	-	-	1	-	-	-	-	-	0	↔	1

Filings by Case Category																
Case Categories		Jan	Feb	Mar	Apr	May	Jun	Jul	Aug	Sep	Oct	Nov	Dec	Thru Apr	% Change	Total
<b>Administrative Law</b>	2024	-	-	-	-	-	-	-	-	-	-	-	-	0	-100%	0
	2023	-	-	1	-	-	-	-	-	-	-	-	-	1	1	▼
<b>Capital Murder</b>	2024	-	-	-	-	-	-	-	-	-	-	-	-	0	-100%	0
	2023	2	-	-	-	-	-	-	-	-	-	-	-	2	2	▼
<b>Contested Divorce</b>	2024	1	2	1	-	-	-	-	-	-	-	-	-	4	-43%	4
	2023	-	3	3	1	3	2	2	1	1	2	-	2	7	7	▼
<b>Domestic and Family - Level 1</b>	2024	1	13	4	-	-	-	-	-	-	-	-	-	18	64%	18
	2023	3	-	4	4	-	-	6	10	4	2	-	3	11	11	▲
<b>Domestic and Family - Level 2</b>	2024	1	4	1	1	-	-	-	-	-	-	-	-	7	-13%	7
	2023	2	2	2	2	1	2	3	2	1	1	2	1	8	8	▼
<b>Felonies and Related Matters</b>	2024	125	55	76	152	-	-	-	-	-	-	-	-	408	-26%	408
	2023	135	103	121	192	68	85	85	48	57	120	142	81	551	▼	1,237
<b>General Civil - Level 1</b>	2024	-	2	1	1	-	-	-	-	-	-	-	-	4	4	4
	2023	-	-	-	-	-	-	-	-	-	-	-	-	0	0	↔
<b>General Civil - Level 2</b>	2024	4	7	3	2	-	-	-	-	-	-	-	-	16	-20%	16
	2023	4	6	6	4	1	5	1	1	3	9	3	1	20	20	▼
<b>General Civil - Level 3</b>	2024	3	1	4	4	-	-	-	-	-	-	-	-	12	20%	12
	2023	1	8	1	-	2	2	1	2	2	-	3	3	10	10	▲
<b>Miscellaneous Civil</b>	2024	76	63	81	51	-	-	-	-	-	-	-	-	271	8%	271
	2023	58	53	95	46	111	54	56	72	50	54	52	40	252	252	▲
<b>Misdemeanor</b>	2024	38	17	28	60	-	-	-	-	-	-	-	-	143	-14%	143
	2023	50	19	38	59	18	17	27	16	13	55	35	31	166	166	▼
<b>Other</b>	2024	1	-	-	-	-	-	-	-	-	-	-	-	1	1	1
	2023	-	-	-	-	-	-	1	1	-	1	-	-	0	0	↔
<b>Other Criminally Related Matters</b>	2024	-	1	8	4	-	-	-	-	-	-	-	-	13	-71%	13
	2023	9	8	12	16	-	1	2	7	5	2	-	-	45	45	▼
<b>Probates/Wills &amp; Trusts - Level 1</b>	2024	-	1	-	-	-	-	-	-	-	-	-	-	1	1	1
	2023	-	-	-	-	-	1	-	-	-	-	-	-	0	0	↔
<b>Probates/Wills &amp; Trusts - Level 2</b>	2024	1	-	2	-	-	-	-	-	-	-	-	-	3	0%	3
	2023	-	2	1	-	1	-	1	-	-	1	-	3	3	3	↔
<b>Protective Orders</b>	2024	-	2	1	-	-	-	-	-	-	-	-	-	3	200%	3
	2023	-	-	-	1	-	1	-	-	-	-	-	-	1	1	▲
<b>Uncontested Divorce</b>	2024	3	7	2	1	-	-	-	-	-	-	-	-	13	-13%	13
	2023	3	4	3	5	2	1	7	3	4	4	1	3	15	15	▼



Dashboard	Monthly Filings Summary	Jan --- Apr Filings
<p><b>Court:</b> Dickenson Circuit  <b>Start/End Date:</b> Jan-23 / Apr-24  <b>2023 Average Month:</b> 112  <b>Jan-Apr 2023:</b> 407  <b>Filings Trending:</b> ▲</p> <p><b>Circuit/Court ID:</b> 29 229051  <b>Type of Case:</b> Filings  <b>2024 Average Month:</b> 121  <b>Jan-Apr 2024 :</b> 482  <b>Overall AVG. Month:</b> 114</p>	<p>Jan 23 - Apr 24</p>	<p><b>482</b> (2024) vs <b>407</b> (2023)</p>

Filings by Division																
Divisions		Jan	Feb	Mar	Apr	May	Jun	Jul	Aug	Sep	Oct	Nov	Dec	Thru Apr	% Change	Total
<b>Total</b>	2024	101	99	163	119	-	-	-	-	-	-	-	-	482	18%	482
	2023	87	84	145	91	71	275	64	132	117	78	73	122	407	▲	1,339
<b>Civil</b>	2024	6	13	10	12	-	-	-	-	-	-	-	-	41	-45%	41
	2023	14	19	22	19	16	11	10	22	8	13	4	22	74	▼	180
<b>Criminal</b>	2024	44	26	80	50	-	-	-	-	-	-	-	-	200	56%	200
	2023	28	16	58	26	28	224	27	45	63	20	21	30	128	▲	586
<b>Concealed Handgun Permits</b>	2024	38	33	48	42	-	-	-	-	-	-	-	-	161	-1%	161
	2023	32	41	48	41	17	24	17	42	30	28	36	26	162	▼	382
<b>Miscellaneous/Other</b>	2024	11	26	25	15	-	-	-	-	-	-	-	-	77	83%	77
	2023	13	8	16	5	10	16	10	23	16	17	12	44	42	▲	190
<b>Others</b>	2024	2	1	-	-	-	-	-	-	-	-	-	-	3	200%	3
	2023	-	-	1	-	-	-	-	-	-	-	-	-	1	▲	1


Filings by Case Category																
Case Categories		Jan	Feb	Mar	Apr	May	Jun	Jul	Aug	Sep	Oct	Nov	Dec	Thru Apr	% Change	Total
<b>Administrative Law</b>	2024	-	-	1	-	-	-	-	-	-	-	-	-	1	1	1
	2023	-	-	-	-	-	-	-	-	-	-	-	-	0	↔	0
<b>Capital Murder</b>	2024	-	-	-	-	-	-	-	-	-	-	-	-	0	-100%	0
	2023	-	-	3	-	-	-	-	-	-	-	-	-	3	▼	3
<b>Contested Divorce</b>	2024	2	2	2	-	-	-	-	-	-	-	-	-	6	50%	6
	2023	1	1	1	1	2	1	3	4	1	2	-	2	4	▲	19
<b>Domestic and Family - Level 1</b>	2024	-	1	-	1	-	-	-	-	-	-	-	-	2	-67%	2
	2023	-	2	2	2	1	1	-	1	2	-	-	5	6	▼	16
<b>Domestic and Family - Level 2</b>	2024	-	1	1	1	-	-	-	-	-	-	-	-	3	-73%	3
	2023	-	2	2	7	1	-	2	2	-	-	1	3	11	▼	20
<b>Felonies and Related Matters</b>	2024	44	22	76	48	-	-	-	-	-	-	-	-	190	61%	190
	2023	23	15	55	25	25	165	22	32	48	18	15	22	118	▲	465
<b>General Civil - Level 2</b>	2024	1	2	1	2	-	-	-	-	-	-	-	-	6	-33%	6
	2023	2	2	4	1	4	-	1	1	1	2	1	5	9	▼	24
<b>General Civil - Level 3</b>	2024	3	2	4	1	-	-	-	-	-	-	-	-	10	-38%	10
	2023	5	4	5	2	3	1	-	8	5	1	2	5	16	▼	41
<b>Miscellaneous Civil</b>	2024	44	42	55	46	-	-	-	-	-	-	-	-	187	6%	187
	2023	39	42	52	44	21	31	21	48	36	35	43	33	177	▲	445
<b>Misdemeanor</b>	2024	-	4	4	2	-	-	-	-	-	-	-	-	10	67%	10
	2023	5	-	-	1	2	63	2	10	15	2	4	7	6	▲	111
<b>Other</b>	2024	6	18	18	10	-	-	-	-	-	-	-	-	52	108%	52
	2023	6	6	11	2	6	8	7	16	9	10	4	34	25	▲	119
<b>Other Criminally Related Matters</b>	2024	-	-	-	-	-	-	-	-	-	-	-	-	0	-100%	0
	2023	-	1	-	-	1	1	3	3	-	-	2	1	1	▼	12
<b>Probates/Wills &amp; Trusts - Level 1</b>	2024	-	-	-	-	-	-	-	-	-	-	-	-	0	-100%	0
	2023	1	-	-	-	-	-	-	-	-	-	-	-	1	▼	1
<b>Probates/Wills &amp; Trusts - Level 2</b>	2024	-	-	-	-	-	-	-	-	-	-	-	-	0	-100%	0
	2023	1	3	-	1	-	-	-	3	-	1	1	1	5	▼	11
<b>Uncontested Divorce</b>	2024	1	5	1	8	-	-	-	-	-	-	-	-	15	-40%	15
	2023	4	6	10	5	5	4	3	4	-	7	-	4	25	▼	52

Dashboard

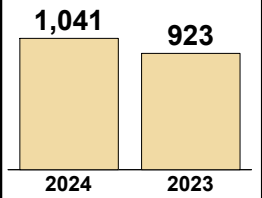
Court: Russell Circuit  
 Start/End Date: Jan-23 / Apr-24  
 2023 Average Month: 217  
 Jan-Apr 2023: 923  
 Filings Trending: ▲

Circuit/Court ID: 29 229167  
 Type of Case: Filings  
 2024 Average Month: 260  
 Jan-Apr 2024 : 1,041  
 Overall AVG. Month: 228

Monthly Filings Summary



Jan --- Apr Filings



Filings by Division

Divisions	Jan	Feb	Mar	Apr	May	Jun	Jul	Aug	Sep	Oct	Nov	Dec	Thru Apr	% Change	Total
<b>Total</b>	217	284	248	292	-	-	-	-	-	-	-	-	1,041	13%	1,041
2023	238	225	284	176	264	257	203	244	176	232	154	154	923	▲	2,607
<b>Civil</b>	15	26	18	34	-	-	-	-	-	-	-	-	93	-18%	93
2023	27	28	41	17	24	39	20	29	22	26	23	27	113	▼	323
<b>Criminal</b>	100	139	93	107	-	-	-	-	-	-	-	-	439	29%	439
2023	102	76	108	54	124	119	110	127	75	121	71	50	340	▲	1,137
<b>Concealed Handgun Permits</b>	71	94	107	102	-	-	-	-	-	-	-	-	374	13%	374
2023	71	82	94	83	67	65	48	47	47	53	46	49	330	▲	752
<b>Miscellaneous/Other</b>	31	25	30	49	-	-	-	-	-	-	-	-	135	-4%	135
2023	38	39	41	22	49	34	25	41	32	32	14	28	140	▼	395

Filings by Case Category

Case Categories	Jan	Feb	Mar	Apr	May	Jun	Jul	Aug	Sep	Oct	Nov	Dec	Thru Apr	% Change	Total
<b>Contested Divorce</b>	4	3	5	-	-	-	-	-	-	-	-	-	12	0%	12
2023	2	2	4	4	2	4	1	1	1	7	4	6	12	↔	38
<b>Domestic and Family - Level 1</b>	7	3	4	-	-	-	-	-	-	-	-	-	14	56%	14
2023	1	5	2	1	4	9	6	4	3	-	2	2	9	▲	39
<b>Domestic and Family - Level 2</b>	1	1	2	-	-	-	-	-	-	-	-	-	4	-83%	4
2023	2	2	17	3	3	1	-	-	2	1	2	-	24	▼	33
<b>Felonies and Related Matters</b>	67	117	85	76	-	-	-	-	-	-	-	-	345	35%	345
2023	68	63	84	41	94	82	75	99	47	80	56	32	256	▲	821
<b>General Civil - Level 1</b>	-	-	-	-	-	-	-	-	-	-	-	-	0	-100%	0
2023	1	-	1	-	-	-	-	-	1	-	-	-	2	▼	3
<b>General Civil - Level 2</b>	1	4	3	6	-	-	-	-	-	-	-	-	14	17%	14
2023	3	3	4	2	3	1	1	2	3	1	1	4	12	▲	28
<b>General Civil - Level 3</b>	3	4	2	5	-	-	-	-	-	-	-	-	14	-48%	14
2023	6	10	6	5	7	10	5	6	7	8	4	10	27	▼	84
<b>Miscellaneous Civil</b>	79	101	118	116	-	-	-	-	-	-	-	-	414	13%	414
2023	77	94	105	91	78	72	52	60	54	64	50	56	367	▲	853
<b>Misdemeanor</b>	31	18	4	30	-	-	-	-	-	-	-	-	83	4%	83
2023	32	11	24	13	22	35	33	29	26	35	14	15	80	▲	289
<b>Other</b>	22	18	20	35	-	-	-	-	-	-	-	-	95	-2%	95
2023	30	25	28	14	35	26	20	28	25	19	11	20	97	▼	281
<b>Other Criminally Related Matters</b>	2	4	5	1	-	-	-	-	-	-	-	-	12	200%	12
2023	2	2	-	-	8	2	2	-	2	6	1	3	4	▲	28
<b>Probates/Wills &amp; Trusts - Level 1</b>	-	-	-	-	-	-	-	-	-	-	-	-	0	0	0
2023	-	-	-	-	-	-	-	-	1	2	-	-	0	↔	3
<b>Probates/Wills &amp; Trusts - Level 2</b>	2	1	-	4	-	-	-	-	-	-	-	-	7	133%	7
2023	1	-	1	1	1	5	3	1	2	1	1	-	3	▲	17
<b>Uncontested Divorce</b>	2	9	6	10	-	-	-	-	-	-	-	-	27	-10%	27
2023	13	8	8	1	7	10	5	13	1	10	8	6	30	▼	90

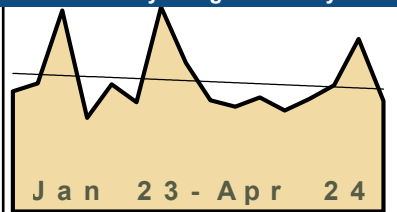
This report reflects data in the case management system. Numbers will update accordingly as reports are refreshed and posted.

Dashboard

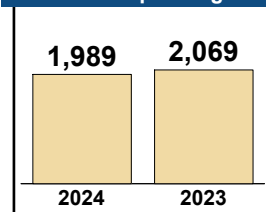
**Court:** Tazewell Circuit  
**Start/End Date:** Jan-23 / Apr-24  
**2023 Average Month:** 497  
**Jan-Apr 2023:** 2,069  
**Filings Trending:** ▼

**Circuit/Court ID:** 29 229185  
**Type of Case:** Filings  
**2024 Average Month:** 497  
**Jan-Apr 2024 :** 1,989  
**Overall AVG. Month:** 497

Monthly Filings Summary



Jan --- Apr Filings



Filings by Division

Divisions		Jan	Feb	Mar	Apr	May	Jun	Jul	Aug	Sep	Oct	Nov	Dec	Thru Apr	% Change	Total
<b>Total</b>	2024	429	481	658	421	-	-	-	-	-	-	-	-	1,989	-4%	1,989
	2023	458	488	766	357	485	416	779	566	424	400	435	385	2,069	▼	5,959
<b>Civil</b>	2024	28	46	52	47	-	-	-	-	-	-	-	-	173	6%	173
	2023	35	40	49	39	54	40	49	57	38	31	32	25	163	▲	489
<b>Criminal</b>	2024	248	238	386	155	-	-	-	-	-	-	-	-	1,027	-7%	1,027
	2023	269	215	465	160	294	226	582	366	270	232	266	228	1,109	▼	3,573
<b>Concealed Handgun Permits</b>	2024	94	146	168	147	-	-	-	-	-	-	-	-	555	-8%	555
	2023	99	178	210	113	101	96	88	95	73	97	96	88	600	▼	1,334
<b>Miscellaneous/Other</b>	2024	59	50	51	72	-	-	-	-	-	-	-	-	232	18%	232
	2023	55	54	42	45	36	54	60	47	43	40	41	44	196	▲	561
<b>Others</b>	2024	-	1	1	-	-	-	-	-	-	-	-	-	2	100%	2
	2023	-	1	-	-	-	-	-	1	-	-	-	-	1	▲	2

Filings by Case Category

Case Categories		Jan	Feb	Mar	Apr	May	Jun	Jul	Aug	Sep	Oct	Nov	Dec	Thru Apr	% Change	Total
<b>Administrative Law</b>	2024	-	-	-	-	-	-	-	-	-	-	-	-	0	0	0
	2023	-	-	-	-	-	-	-	-	-	-	1	-	0	↔	1
<b>Capital Murder</b>	2024	-	-	-	-	-	-	-	-	-	-	-	-	0	0	0
	2023	-	-	-	-	-	-	1	1	1	-	-	-	0	↔	3
<b>Contested Divorce</b>	2024	-	3	7	5	-	-	-	-	-	-	-	-	15	-48%	15
	2023	7	6	9	7	3	3	5	7	4	8	3	7	29	▼	69
<b>Domestic and Family - Level 1</b>	2024	-	12	20	8	-	-	-	-	-	-	-	-	40	33%	40
	2023	10	6	5	9	15	7	6	19	9	-	1	3	30	▲	90
<b>Domestic and Family - Level 2</b>	2024	2	5	4	2	-	-	-	-	-	-	-	-	13	63%	13
	2023	-	2	5	1	5	6	4	2	-	2	3	2	8	▲	32
<b>Felonies and Related Matters</b>	2024	175	179	268	118	-	-	-	-	-	-	-	-	740	-5%	740
	2023	188	169	300	123	232	176	481	295	134	181	169	160	780	▼	2,608
<b>General Civil - Level 1</b>	2024	-	-	-	-	-	-	-	-	-	-	-	-	0	-100%	0
	2023	1	-	-	1	1	-	1	-	-	2	-	1	2	▼	7
<b>General Civil - Level 2</b>	2024	4	8	4	9	-	-	-	-	-	-	-	-	25	39%	25
	2023	3	4	9	2	9	6	4	6	10	3	6	5	18	▲	67
<b>General Civil - Level 3</b>	2024	3	7	2	7	-	-	-	-	-	-	-	-	19	27%	19
	2023	6	4	3	2	2	1	2	4	3	2	5	1	15	▲	35
<b>Miscellaneous Civil</b>	2024	109	168	189	165	-	-	-	-	-	-	-	-	631	-7%	631
	2023	113	204	230	128	112	114	99	106	93	112	113	98	675	▼	1,522
<b>Misdemeanor</b>	2024	71	55	120	36	-	-	-	-	-	-	-	-	282	-12%	282
	2023	79	42	159	40	63	46	105	69	135	51	91	63	320	▼	943
<b>Other</b>	2024	45	30	31	55	-	-	-	-	-	-	-	-	161	34%	161
	2023	40	28	20	32	28	37	52	37	23	25	25	37	120	▲	384
<b>Other Criminally Related Matters</b>	2024	3	4	6	1	-	-	-	-	-	-	-	-	14	8%	14
	2023	2	4	7	-	1	4	4	3	3	1	6	5	13	▲	40
<b>Probates/Wills &amp; Trusts - Level 1</b>	2024	-	-	-	-	-	-	-	-	-	-	-	-	0	-100%	0
	2023	-	-	1	-	-	3	-	-	-	-	1	-	1	▼	5
<b>Probates/Wills &amp; Trusts - Level 2</b>	2024	4	2	4	7	-	-	-	-	-	-	-	-	17	70%	17
	2023	3	6	1	-	2	2	3	5	1	2	4	-	10	▲	29
<b>Uncontested Divorce</b>	2024	13	8	3	8	-	-	-	-	-	-	-	-	32	-33%	32
	2023	6	13	17	12	12	11	12	12	8	10	8	3	48	▼	124

This report reflects data in the case management system. Numbers will update accordingly as reports are refreshed and posted.

Dashboard		Monthly Filings Summary		Jan --- Apr Filings	
Court: Lee Circuit	Circuit/Court ID: 30 230105				
Start/End Date: Jan-23 / Apr-24	Type of Case: Filings				
2023 Average Month: 219	2024 Average Month: 194				
Jan-Apr 2023: 956	Jan-Apr 2024 : 774				
Filings Trending: ▼	Overall AVG. Month: 213				

Filings by Division																
Divisions		Jan	Feb	Mar	Apr	May	Jun	Jul	Aug	Sep	Oct	Nov	Dec	Thru Apr	% Change	Total
Total	2024	101	253	216	204	-	-	-	-	-	-	-	-	774	-19%	774
	2023	285	186	312	173	160	223	197	267	255	212	184	177	956	▼	2,631
Civil	2024	14	23	22	25	-	-	-	-	-	-	-	-	84	-10%	84
	2023	23	19	28	23	40	20	23	30	24	27	18	18	93	▼	293
Criminal	2024	42	143	135	129	-	-	-	-	-	-	-	-	449	-22%	449
	2023	192	94	196	95	68	131	111	174	187	125	106	129	577	▼	1,608
Concealed Handgun Permits	2024	34	72	44	34	-	-	-	-	-	-	-	-	184	-19%	184
	2023	51	59	75	42	39	51	40	44	36	47	40	27	227	▼	551
Miscellaneous/ Other	2024	11	15	15	16	-	-	-	-	-	-	-	-	57	-2%	57
	2023	18	14	13	13	13	19	23	19	8	13	20	3	58	▼	176
Others	2024	-	-	-	-	-	-	-	-	-	-	-	-	0	-100%	0
	2023	1	-	-	-	-	2	-	-	-	-	-	-	1	▼	3

Filings by Case Category																
Case Categories		Jan	Feb	Mar	Apr	May	Jun	Jul	Aug	Sep	Oct	Nov	Dec	Thru Apr	% Change	Total
Contested Divorce	2024	1	2	3	2	-	-	-	-	-	-	-	-	8	-50%	8
	2023	2	4	6	4	4	2	5	5	1	3	4	-	16	▼	40
Domestic and Family - Level 1	2024	2	4	1	-	-	-	-	-	-	-	-	-	7	-65%	7
	2023	3	3	5	9	21	7	-	5	6	8	-	7	20	▼	74
Domestic and Family - Level 2	2024	-	3	2	5	-	-	-	-	-	-	-	-	10	43%	10
	2023	1	5	-	1	1	3	5	2	-	1	3	4	7	▲	26
Felonies and Related Matters	2024	26	117	116	99	-	-	-	-	-	-	-	-	358	-20%	358
	2023	163	75	137	74	47	108	83	148	142	107	87	98	449	▼	1,269
General Civil - Level 1	2024	-	-	-	-	-	-	-	-	-	-	-	-	0	0	0
	2023	-	-	-	-	-	-	-	-	-	1	-	-	0	↔	1
General Civil - Level 2	2024	9	2	4	2	-	-	-	-	-	-	-	-	17	70%	17
	2023	3	1	2	4	1	3	2	-	3	4	2	-	10	▲	25
General Civil - Level 3	2024	-	1	3	2	-	-	-	-	-	-	-	-	6	-14%	6
	2023	5	2	-	-	-	2	1	4	1	1	2	1	7	▼	19
Miscellaneous Civil	2024	44	90	55	56	-	-	-	-	-	-	-	-	245	-13%	245
	2023	65	70	93	53	46	60	59	59	48	59	50	31	281	▼	693
Misdemeanor	2024	12	25	17	29	-	-	-	-	-	-	-	-	83	-27%	83
	2023	28	16	51	19	18	19	26	25	39	16	17	28	114	▼	302
Other	2024	2	-	5	1	-	-	-	-	-	-	-	-	8	-62%	8
	2023	9	4	3	5	8	11	9	6	1	4	10	2	21	▼	72
Other Criminally Related Matters	2024	4	1	3	1	-	-	-	-	-	-	-	-	9	-36%	9
	2023	1	3	8	2	4	4	2	1	6	2	2	3	14	▼	38
Probates/Wills & Trusts - Level 1	2024	-	-	-	-	-	-	-	-	-	-	-	-	0	0	0
	2023	-	-	-	-	-	1	1	-	-	-	-	-	0	↔	2
Probates/Wills & Trusts - Level 2	2024	-	3	2	2	-	-	-	-	-	-	-	-	7	133%	7
	2023	1	1	-	1	1	-	1	4	1	3	3	2	3	▲	18
Protective Orders	2024	-	-	-	-	-	-	-	-	-	-	-	-	0	0	0
	2023	-	-	-	-	-	-	-	3	-	-	-	-	0	↔	3
Uncontested Divorce	2024	1	5	5	5	-	-	-	-	-	-	-	-	16	14%	16
	2023	4	2	7	1	9	3	3	5	7	3	4	1	14	▲	49

<p><b>Dashboard</b></p> <p><b>Court:</b> Scott Circuit  <b>Start/End Date:</b> Jan-23 / Apr-24  <b>2023 Average Month:</b> 286  <b>Jan-Apr 2023:</b> 1,240  <b>Filings Trending:</b> ↔</p>		<p><b>Circuit/Court ID:</b> 30 230169  <b>Type of Case:</b> Filings  <b>2024 Average Month:</b> 316  <b>Jan-Apr 2024 :</b> 1,265  <b>Overall AVG. Month:</b> 293</p>					
<p><b>Monthly Filings Summary</b></p>		<p><b>Jan --- Apr Filings</b></p> <table border="1"> <tr> <td>2024</td> <td>2023</td> </tr> <tr> <td>1,265</td> <td>1,240</td> </tr> </table>		2024	2023	1,265	1,240
2024	2023						
1,265	1,240						

Filings by Division																
Divisions		Jan	Feb	Mar	Apr	May	Jun	Jul	Aug	Sep	Oct	Nov	Dec	Thru Apr	% Change	Total
<b>Total</b>	2024	337	299	444	185	-	-	-	-	-	-	-	-	1,265	2%	1,265
	2023	357	364	328	191	306	315	167	302	292	332	247	229	1,240	▲	3,430
<b>Civil</b>	2024	15	18	16	12	-	-	-	-	-	-	-	-	61	-15%	61
	2023	18	17	23	14	21	27	20	31	16	22	16	13	72	▼	238
<b>Criminal</b>	2024	234	211	303	94	-	-	-	-	-	-	-	-	842	4%	842
	2023	248	240	211	111	224	225	85	198	210	225	180	164	810	▲	2,321
<b>Concealed Handgun Permits</b>	2024	66	59	111	64	-	-	-	-	-	-	-	-	300	-10%	300
	2023	83	103	87	60	49	50	51	53	51	64	42	45	333	▼	738
<b>Miscellaneous/Other</b>	2024	20	10	14	15	-	-	-	-	-	-	-	-	59	136%	59
	2023	8	4	7	6	10	13	11	17	15	20	8	6	25	▲	125
<b>Others</b>	2024	2	1	-	-	-	-	-	-	-	-	-	-	3	3	3
	2023	-	-	-	-	2	-	-	3	-	1	1	1	0	↔	8

Filings by Case Category																
Case Categories		Jan	Feb	Mar	Apr	May	Jun	Jul	Aug	Sep	Oct	Nov	Dec	Thru Apr	% Change	Total
<b>Capital Murder</b>	2024	-	1	-	-	-	-	-	-	-	-	-	-	1	-50%	1
	2023	-	-	2	-	-	-	-	-	-	-	-	-	2	▼	2
<b>Contested Divorce</b>	2024	4	1	2	-	-	-	-	-	-	-	-	-	7	-42%	7
	2023	3	2	5	2	2	4	2	6	2	2	1	1	12	▼	32
<b>Domestic and Family - Level 1</b>	2024	2	4	3	-	-	-	-	-	-	-	-	-	9	200%	9
	2023	-	-	1	2	2	1	-	1	-	-	-	1	3	▲	10
<b>Domestic and Family - Level 2</b>	2024	-	1	2	2	-	-	-	-	-	-	-	-	5	-29%	5
	2023	4	-	3	-	2	3	3	1	-	3	-	1	7	▼	20
<b>Felonies and Related Matters</b>	2024	175	150	239	62	-	-	-	-	-	-	-	-	626	5%	626
	2023	192	184	144	79	165	159	62	137	183	151	130	146	599	▲	1,732
<b>General Civil - Level 1</b>	2024	-	-	-	-	-	-	-	-	-	-	-	-	0	-100%	0
	2023	-	-	1	-	1	-	-	1	-	-	-	-	1	▼	3
<b>General Civil - Level 2</b>	2024	4	3	2	3	-	-	-	-	-	-	-	-	12	71%	12
	2023	1	3	1	2	2	7	6	3	4	7	5	3	7	▲	44
<b>General Civil - Level 3</b>	2024	-	1	2	4	-	-	-	-	-	-	-	-	7	-61%	7
	2023	4	5	5	4	1	5	5	8	3	1	2	2	18	▼	45
<b>Miscellaneous Civil</b>	2024	86	67	121	74	-	-	-	-	-	-	-	-	348	-2%	348
	2023	90	107	92	65	58	58	59	71	63	82	48	50	354	▼	843
<b>Misdemeanor</b>	2024	58	58	63	26	-	-	-	-	-	-	-	-	205	6%	205
	2023	53	53	58	30	55	65	25	55	23	69	49	15	194	▲	550
<b>Other</b>	2024	2	2	1	3	-	-	-	-	-	-	-	-	8	700%	8
	2023	-	-	-	1	4	2	2	4	1	3	2	3	1	▲	22
<b>Other Criminally Related Matters</b>	2024	1	2	1	6	-	-	-	-	-	-	-	-	10	-38%	10
	2023	4	3	7	2	4	3	-	6	4	5	2	3	16	▼	43
<b>Probates/Wills &amp; Trusts - Level 1</b>	2024	-	-	-	-	-	-	-	-	-	-	-	-	0	0	0
	2023	-	-	-	-	-	-	-	-	1	-	-	-	0	↔	1
<b>Probates/Wills &amp; Trusts - Level 2</b>	2024	1	3	-	2	-	-	-	-	-	-	-	-	6	500%	6
	2023	-	-	1	-	-	2	-	1	6	1	1	-	1	▲	12
<b>Protective Orders</b>	2024	-	-	-	-	-	-	-	-	-	-	-	-	0	0	0
	2023	-	-	-	-	-	-	-	-	-	-	-	1	0	↔	1
<b>Uncontested Divorce</b>	2024	4	6	8	3	-	-	-	-	-	-	-	-	21	-16%	21
	2023	6	7	8	4	10	6	3	8	2	8	6	2	25	▼	70

Dashboard	Monthly Filings Summary	Jan --- Apr Filings						
<p><b>Court:</b> Wise Circuit  <b>Start/End Date:</b> Jan-23 / Apr-24  <b>2023 Average Month:</b> 316  <b>Jan-Apr 2023:</b> 1,384  <b>Filings Trending:</b> ▲</p> <p><b>Circuit/Court ID:</b> 30 230195  <b>Type of Case:</b> Filings  <b>2024 Average Month:</b> 371  <b>Jan-Apr 2024 :</b> 1,485  <b>Overall AVG. Month:</b> 330</p>	<p style="font-weight: bold; font-size: 1.2em;">Jan 23 - Apr 24</p>	<table style="margin: auto;"> <tr> <td style="font-size: 1.5em; font-weight: bold; color: #004a99;">1,485</td> <td style="font-size: 1.5em; font-weight: bold; color: #004a99;">1,384</td> </tr> <tr> <td style="border: 1px solid #ccc; width: 40px; height: 40px; background-color: #f1c40f;"></td> <td style="border: 1px solid #ccc; width: 40px; height: 40px; background-color: #f1c40f;"></td> </tr> <tr> <td style="font-size: 0.8em; font-weight: bold;">2024</td> <td style="font-size: 0.8em; font-weight: bold;">2023</td> </tr> </table>	1,485	1,384			2024	2023
1,485	1,384							
2024	2023							

**Filings by Division**

Divisions		Jan	Feb	Mar	Apr	May	Jun	Jul	Aug	Sep	Oct	Nov	Dec	Thru Apr	% Change	Total
Total	2024	279	386	368	452	-	-	-	-	-	-	-	-	1,485	7%	1,485
	2023	312	322	471	279	322	294	255	471	264	319	273	213	1,384	▲	3,795
Civil	2024	21	51	25	79	-	-	-	-	-	-	-	-	176	24%	176
	2023	32	40	44	26	27	24	21	41	28	39	24	32	142	▲	378
Criminal	2024	160	220	208	235	-	-	-	-	-	-	-	-	823	20%	823
	2023	158	125	265	136	154	140	147	322	160	168	181	110	684	▲	2,066
Concealed Handgun Permits	2024	72	90	104	96	-	-	-	-	-	-	-	-	362	-20%	362
	2023	104	134	131	83	115	96	71	77	56	84	46	56	452	▼	1,053
Miscellaneous/Other	2024	26	25	31	42	-	-	-	-	-	-	-	-	124	17%	124
	2023	18	23	31	34	26	34	16	31	20	28	22	15	106	▲	298


**Filings by Case Category**

Case Categories		Jan	Feb	Mar	Apr	May	Jun	Jul	Aug	Sep	Oct	Nov	Dec	Thru Apr	% Change	Total
Administrative Law	2024	-	1	-	-	-	-	-	-	-	-	-	-	1	1	1
	2023	-	-	-	-	-	1	-	-	-	-	-	-	0	↔	1
Capital Murder	2024	-	-	-	-	-	-	-	-	-	-	-	-	0	0	0
	2023	-	-	-	-	-	1	-	-	-	-	-	-	0	↔	1
Contested Divorce	2024	1	5	3	4	-	-	-	-	-	-	-	-	13	-54%	13
	2023	7	7	8	6	2	4	4	4	3	5	1	10	28	▼	61
Domestic and Family - Level 1	2024	9	10	3	11	-	-	-	-	-	-	-	-	33	38%	33
	2023	2	4	9	9	6	4	5	8	2	10	6	2	24	▲	67
Domestic and Family - Level 2	2024	2	6	2	4	-	-	-	-	-	-	-	-	14	-7%	14
	2023	5	6	4	-	9	1	3	6	2	4	3	3	15	▼	46
Felonies and Related Matters	2024	127	192	125	208	-	-	-	-	-	-	-	-	652	35%	652
	2023	107	87	189	100	119	99	98	265	122	109	100	79	483	▲	1,474
General Civil - Level 1	2024	1	2	-	1	-	-	-	-	-	-	-	-	4	100%	4
	2023	-	1	1	-	1	-	-	3	1	-	-	2	2	▲	9
General Civil - Level 2	2024	4	5	5	13	-	-	-	-	-	-	-	-	27	80%	27
	2023	1	2	3	9	2	11	3	11	4	5	5	7	15	▲	63
General Civil - Level 3	2024	2	5	6	5	-	-	-	-	-	-	-	-	18	-5%	18
	2023	3	3	8	5	3	4	1	1	1	3	6	1	19	▼	39
Miscellaneous Civil	2024	92	109	127	119	-	-	-	-	-	-	-	-	447	-14%	447
	2023	119	154	151	98	135	115	84	91	69	102	62	64	522	▼	1,244
Misdemeanor	2024	33	25	82	61	-	-	-	-	-	-	-	-	201	9%	201
	2023	48	32	72	32	31	38	44	55	28	58	73	26	184	▲	537
Other	2024	2	2	-	4	-	-	-	-	-	-	-	-	8	-11%	8
	2023	-	1	1	7	1	3	1	5	3	6	2	2	9	▼	32
Other Criminally Related Matters	2024	-	4	1	5	-	-	-	-	-	-	-	-	10	-50%	10
	2023	4	6	6	4	4	4	5	4	10	1	8	5	20	▼	61
Probates/Wills & Trusts - Level 1	2024	-	1	-	-	-	-	-	-	-	-	-	-	1	1	1
	2023	-	-	-	-	-	-	-	-	1	-	-	-	0	↔	1
Probates/Wills & Trusts - Level 2	2024	2	3	-	1	-	-	-	-	-	-	-	-	6	-50%	6
	2023	5	3	2	2	3	-	1	3	2	1	3	5	12	▼	30
Uncontested Divorce	2024	4	16	14	16	-	-	-	-	-	-	-	-	50	-2%	50
	2023	11	16	17	7	6	9	6	15	16	15	4	7	51	▼	129

# CPSS-CCMS-10.01 CASELOAD STATISTICS OF THE CIRCUIT COURTS

January 2023 -- April 2024 Filings

Alexandria and Fairfax Circuit are not Included in State Totals

Dashboard		Monthly Filings Summary		Jan --- Apr Filings					
<b>Court:</b> Prince William Circuit	<b>Circuit/Court ID:</b> 31 231153		<b>Jan --- Apr Filings</b>						
<b>Start/End Date:</b> Jan-23 / Apr-24	<b>Type of Case:</b> Filings	<table border="1"> <tr> <td>7,073</td> <td>7,813</td> </tr> <tr> <td>2024</td> <td>2023</td> </tr> </table>				7,073	7,813	2024	2023
7,073	7,813								
2024	2023								
<b>2023 Average Month:</b> 1,733	<b>2024 Average Month:</b> 1,768								
<b>Jan-Apr 2023:</b> 7,813	<b>Jan-Apr 2024 :</b> 7,073								
<b>Filings Trending:</b> ▼	<b>Overall AVG. Month:</b> 1,742								

Filings by Division																
Divisions		Jan	Feb	Mar	Apr	May	Jun	Jul	Aug	Sep	Oct	Nov	Dec	Thru Apr	% Change	Total
<b>Total</b>	2024	1,610	1,870	1,816	1,777	-	-	-	-	-	-	-	-	7,073	-9%	7,073
	2023	2,362	1,991	1,905	1,555	1,645	1,642	1,486	1,739	1,671	1,774	1,498	1,528	7,813	▼	20,796
<b>Civil</b>	2024	254	371	404	290	-	-	-	-	-	-	-	-	1,319	22%	1,319
	2023	255	263	315	249	273	273	251	336	280	326	300	283	1,082	▲	3,404
<b>Criminal</b>	2024	313	431	357	540	-	-	-	-	-	-	-	-	1,641	27%	1,641
	2023	265	372	379	275	336	349	324	419	410	302	291	425	1,291	▲	4,147
<b>Concealed Handgun Permits</b>	2024	505	528	565	461	-	-	-	-	-	-	-	-	2,059	-19%	2,059
	2023	728	631	634	547	551	497	474	483	472	630	473	436	2,540	▼	6,556
<b>Miscellaneous/Other</b>	2024	531	538	483	480	-	-	-	-	-	-	-	-	2,032	-29%	2,032
	2023	1,109	722	568	475	483	515	432	499	499	509	429	379	2,874	▼	6,619
<b>Others</b>	2024	7	2	7	6	-	-	-	-	-	-	-	-	22	-15%	22
	2023	5	3	9	9	2	8	5	2	10	7	5	5	26	▼	70

Filings by Case Category																
Case Categories		Jan	Feb	Mar	Apr	May	Jun	Jul	Aug	Sep	Oct	Nov	Dec	Thru Apr	% Change	Total
<b>Administrative Law</b>	2024	1	2	2	1	-	-	-	-	-	-	-	-	6	-25%	6
	2023	2	3	3	-	3	6	-	4	1	2	1	1	8	▼	26
<b>Capital Murder</b>	2024	1	-	1	-	-	-	-	-	-	-	-	-	2	-60%	2
	2023	-	-	-	5	-	-	1	-	2	2	-	8	5	▼	18
<b>Contested Divorce</b>	2024	34	39	20	42	-	-	-	-	-	-	-	-	135	2%	135
	2023	37	28	41	26	26	31	29	42	36	34	28	22	132	▲	380
<b>Domestic and Family - Level 1</b>	2024	19	29	38	25	-	-	-	-	-	-	-	-	111	18%	111
	2023	22	21	31	20	21	18	20	28	16	30	16	27	94	▲	270
<b>Domestic and Family - Level 2</b>	2024	50	99	161	46	-	-	-	-	-	-	-	-	356	260%	356
	2023	19	29	33	18	32	30	34	46	43	71	66	58	99	▲	479
<b>Felonies and Related Matters</b>	2024	165	175	154	267	-	-	-	-	-	-	-	-	761	26%	761
	2023	114	176	179	137	162	149	128	205	183	128	119	223	606	▲	1,903
<b>General Civil - Level 1</b>	2024	1	2	4	3	-	-	-	-	-	-	-	-	10	-44%	10
	2023	5	3	5	5	3	-	4	2	3	1	1	4	18	▼	36
<b>General Civil - Level 2</b>	2024	66	88	68	76	-	-	-	-	-	-	-	-	298	10%	298
	2023	57	65	78	71	67	64	62	98	86	67	83	68	271	▲	866
<b>General Civil - Level 3</b>	2024	18	36	29	19	-	-	-	-	-	-	-	-	102	-6%	102
	2023	20	24	33	32	30	31	16	19	19	35	24	29	109	▼	312
<b>Miscellaneous Civil</b>	2024	725	774	808	724	-	-	-	-	-	-	-	-	3,031	-14%	3,031
	2023	978	847	929	760	777	745	692	736	721	878	702	637	3,514	▼	9,402
<b>Misdemeanor</b>	2024	84	115	88	115	-	-	-	-	-	-	-	-	402	12%	402
	2023	88	121	85	66	91	85	86	94	88	94	90	93	360	▲	1,081
<b>Other</b>	2024	299	266	214	196	-	-	-	-	-	-	-	-	975	-48%	975
	2023	844	501	257	261	235	244	197	228	234	231	191	165	1,863	▼	3,588
<b>Other Criminally Related Matters</b>	2024	65	151	115	162	-	-	-	-	-	-	-	-	493	46%	493
	2023	67	83	117	70	91	115	113	126	142	86	86	105	337	▲	1,201
<b>Probates/Wills &amp; Trusts - Level 1</b>	2024	3	4	3	3	-	-	-	-	-	-	-	-	13	44%	13
	2023	2	1	4	2	2	6	6	-	2	3	1	3	9	▲	32
<b>Probates/Wills &amp; Trusts - Level 2</b>	2024	11	8	18	10	-	-	-	-	-	-	-	-	47	-2%	47
	2023	9	14	14	11	19	23	14	14	16	10	10	13	48	▼	167
<b>Uncontested Divorce</b>	2024	68	82	93	88	-	-	-	-	-	-	-	-	331	-3%	331
	2023	98	75	96	71	86	95	84	97	79	102	80	72	340	▼	1,035

This report reflects data in the case management system. Numbers will update accordingly as reports are refreshed and posted.