

Dashboard		Monthly Filings Summary		Jan --- Jun Filings	
Court: Virginia Circuit	Circuit/Court ID: 0 200999			227,556 239,111	
Start/End Date: Jan-23 / Jun-24	Type of Case: Filings				
2023 Average Month: 37,686	2024 Average Month: 37,926			2024 2023	
Jan-Jun 2023: 239,111	Jan-Jun 2024 : 227,556				
Filings Trending: ▼	Overall AVG. Month: 37,766				

Filings by Division																
Divisions		Jan	Feb	Mar	Apr	May	Jun	Jul	Aug	Sep	Oct	Nov	Dec	Thru Jun	% Change	Total
Total	2024	38,528	39,043	40,944	38,675	36,841	33,525	-	-	-	-	-	-	227,556	-5%	227,556
	2023	42,929	38,531	46,044	35,441	39,811	36,355	33,607	38,169	35,481	38,097	33,513	34,251	239,111	▼	452,229
Civil	2024	4,987	5,599	5,817	5,897	5,566	5,485	-	-	-	-	-	-	33,351	0%	33,351
	2023	5,072	5,206	6,326	5,135	6,126	5,521	4,983	5,987	5,235	5,476	4,864	4,579	33,386	▼	64,510
Criminal	2024	13,733	13,690	14,573	14,637	14,279	12,996	-	-	-	-	-	-	83,908	-1%	83,908
	2023	14,598	13,102	15,858	12,583	14,435	14,453	13,215	14,894	14,322	15,066	13,010	12,299	85,029	▼	167,835
Concealed Handgun Permits	2024	10,374	10,465	10,658	9,388	8,333	7,297	-	-	-	-	-	-	56,515	-16%	56,515
	2023	13,249	11,908	13,568	9,917	9,802	8,497	8,017	8,486	7,808	9,489	8,680	7,981	66,941	▼	117,402
Miscellaneous/ Other	2024	9,299	9,173	9,798	8,661	8,580	7,633	-	-	-	-	-	-	53,144	-1%	53,144
	2023	9,949	8,269	10,223	7,755	9,389	7,829	7,332	8,724	8,057	8,010	6,906	9,329	53,414	▼	101,772
Others	2024	135	116	98	92	83	114	-	-	-	-	-	-	638	87%	638
	2023	61	46	69	51	59	55	60	78	59	56	53	63	341	▲	710

Filings by Case Category																
Case Categories		Jan	Feb	Mar	Apr	May	Jun	Jul	Aug	Sep	Oct	Nov	Dec	Thru Jun	% Change	Total
Administrative Law	2024	36	26	47	26	23	30	-	-	-	-	-	-	188	-15%	188
	2023	37	33	46	31	39	35	26	52	44	45	30	27	221	▼	445
Capital Murder	2024	18	15	13	7	8	7	-	-	-	-	-	-	68	0%	68
	2023	14	6	12	15	17	4	17	10	12	10	4	9	68	↔	130
Contested Divorce	2024	552	624	655	644	628	578	-	-	-	-	-	-	3,681	-6%	3,681
	2023	609	606	800	604	677	603	558	663	609	570	514	504	3,899	▼	7,317
Domestic and Family - Level 1	2024	583	734	721	711	739	761	-	-	-	-	-	-	4,249	2%	4,249
	2023	632	632	841	629	708	710	591	807	701	741	525	603	4,152	▲	8,120
Domestic and Family - Level 2	2024	324	444	505	454	344	382	-	-	-	-	-	-	2,453	23%	2,453
	2023	302	316	376	305	387	316	294	370	314	335	342	290	2,002	▲	3,947
Felonies and Related Matters	2024	9,264	8,874	9,590	9,693	9,320	8,603	-	-	-	-	-	-	55,344	-3%	55,344
	2023	9,907	8,847	10,643	8,484	9,592	9,479	8,841	9,842	9,474	9,912	8,557	8,108	56,952	▼	111,686
General Civil - Level 1	2024	59	69	75	72	65	83	-	-	-	-	-	-	423	-13%	423
	2023	69	70	80	78	105	83	66	76	66	77	61	70	485	▼	901
General Civil - Level 2	2024	1,190	1,216	1,319	1,328	1,354	1,377	-	-	-	-	-	-	7,784	8%	7,784
	2023	986	1,153	1,308	1,081	1,464	1,184	1,033	1,484	1,227	1,304	1,095	995	7,176	▲	14,314
General Civil - Level 3	2024	1,047	854	1,196	896	803	964	-	-	-	-	-	-	5,760	-5%	5,760
	2023	1,089	841	1,045	887	1,226	976	898	1,001	917	928	884	919	6,064	▼	11,611
Miscellaneous Civil	2024	14,132	14,203	15,522	13,352	12,116	11,143	-	-	-	-	-	-	80,468	-13%	80,468
	2023	17,865	15,735	18,854	13,647	14,202	11,999	11,407	12,407	11,870	13,171	11,952	11,356	92,302	▼	164,465
Misdemeanor	2024	3,527	3,539	3,868	3,623	3,670	3,325	-	-	-	-	-	-	21,552	1%	21,552
	2023	3,679	3,285	4,025	3,022	3,759	3,642	3,240	3,800	3,660	3,892	3,417	3,151	21,412	▲	42,572
Other	2024	5,150	5,290	4,324	4,524	4,581	3,425	-	-	-	-	-	-	27,294	4%	27,294
	2023	4,989	4,270	4,540	3,816	4,528	4,139	3,752	4,425	3,674	4,082	3,483	5,648	26,282	▲	51,346
Other Criminally Related Matters	2024	1,021	1,355	1,196	1,440	1,347	1,181	-	-	-	-	-	-	7,540	5%	7,540
	2023	1,067	1,045	1,318	1,151	1,187	1,430	1,203	1,367	1,270	1,339	1,124	1,112	7,198	▲	14,613
Probates/Wills & Trusts - Level 1	2024	34	39	35	22	39	39	-	-	-	-	-	-	208	18%	208
	2023	27	30	27	19	27	47	36	31	44	28	13	22	177	▲	351
Probates/Wills & Trusts - Level 2	2024	241	276	306	291	251	271	-	-	-	-	-	-	1,636	0%	1,636
	2023	252	251	335	236	317	253	234	272	231	248	239	223	1,644	▼	3,091
Protective Orders	2024	14	21	19	20	18	23	-	-	-	-	-	-	115	-13%	115
	2023	18	25	37	11	25	16	15	26	21	27	27	25	132	▼	273
Uncontested Divorce	2024	1,336	1,464	1,553	1,572	1,535	1,333	-	-	-	-	-	-	8,793	-2%	8,793
	2023	1,387	1,386	1,757	1,425	1,551	1,439	1,396	1,536	1,347	1,388	1,246	1,189	8,945	▼	17,047

CPSS-CCMS-10.01 CASELOAD STATISTICS OF THE CIRCUIT COURTS

Chesapeake

January 2023 -- June 2024 Filings

Alexandria and Fairfax Circuit are not Included in State Totals

Dashboard		Monthly Filings Summary		Jan --- Jun Filings	
Court: Chesapeake Circuit	Circuit/Court ID: 1 201550				
Start/End Date: Jan-23 / Jun-24	Type of Case: Filings				
2023 Average Month: 1,534	2024 Average Month: 1,543				
Jan-Jun 2023: 10,043	Jan-Jun 2024 : 9,260				
Filings Trending: ▼	Overall AVG. Month: 1,537				

Filings by Division																
Divisions		Jan	Feb	Mar	Apr	May	Jun	Jul	Aug	Sep	Oct	Nov	Dec	Thru Jun	% Change	Total
Total	2024	1,582	1,863	1,713	1,479	1,454	1,169	-	-	-	-	-	-	9,260	-8%	9,260
	2023	1,785	1,644	1,931	1,490	1,625	1,568	1,286	1,638	1,306	1,403	1,297	1,429	10,043	▼	18,402
Civil	2024	184	203	257	224	221	196	-	-	-	-	-	-	1,285	-10%	1,285
	2023	236	238	276	209	239	229	184	252	213	236	193	210	1,427	▼	2,715
Criminal	2024	603	544	612	523	497	381	-	-	-	-	-	-	3,160	-16%	3,160
	2023	609	611	746	556	603	659	452	636	511	511	525	575	3,784	▼	6,994
Concealed Handgun Permits	2024	387	385	364	329	308	232	-	-	-	-	-	-	2,005	-15%	2,005
	2023	488	402	479	340	339	301	282	258	245	319	304	289	2,349	▼	4,046
Miscellaneous/ Other	2024	408	730	479	403	428	359	-	-	-	-	-	-	2,807	13%	2,807
	2023	450	393	429	385	443	378	366	490	337	336	274	355	2,478	▲	4,636
Others	2024	-	1	1	-	-	1	-	-	-	-	-	-	3	-40%	3
	2023	2	-	1	-	1	1	2	2	-	1	1	-	5	▼	11

Filings by Case Category																
Case Categories		Jan	Feb	Mar	Apr	May	Jun	Jul	Aug	Sep	Oct	Nov	Dec	Thru Jun	% Change	Total
Administrative Law	2024	1	-	1	-	1	1	-	-	-	-	-	-	4	-43%	4
	2023	1	-	4	-	1	1	1	4	-	1	2	-	7	▼	15
Capital Murder	2024	-	1	-	-	-	-	-	-	-	-	-	-	1	-67%	1
	2023	-	-	2	1	-	-	1	-	-	-	1	-	3	▼	5
Contested Divorce	2024	31	36	40	39	39	37	-	-	-	-	-	-	222	-4%	222
	2023	30	40	48	38	40	35	26	43	39	37	31	35	231	▼	442
Domestic and Family - Level 1	2024	31	12	32	28	10	22	-	-	-	-	-	-	135	-37%	135
	2023	15	62	39	14	38	46	20	34	37	33	22	48	214	▼	408
Domestic and Family - Level 2	2024	9	6	18	6	3	3	-	-	-	-	-	-	45	-18%	45
	2023	8	8	12	9	8	10	12	11	6	11	13	6	55	▼	114
Felonies and Related Matters	2024	436	362	379	373	324	248	-	-	-	-	-	-	2,122	-21%	2,122
	2023	429	416	532	397	458	470	288	431	341	366	371	433	2,702	▼	4,932
General Civil - Level 1	2024	-	1	6	1	2	6	-	-	-	-	-	-	16	-6%	16
	2023	2	3	3	3	3	3	-	3	1	-	-	2	17	▼	23
General Civil - Level 2	2024	20	29	60	34	37	65	-	-	-	-	-	-	245	12%	245
	2023	39	30	39	30	45	36	37	120	35	33	38	34	219	▲	516
General Civil - Level 3	2024	12	12	35	18	24	21	-	-	-	-	-	-	122	2%	122
	2023	41	15	15	18	15	16	8	61	11	15	12	13	120	▲	240
Miscellaneous Civil	2024	484	498	471	432	459	321	-	-	-	-	-	-	2,665	-13%	2,665
	2023	615	535	633	476	419	395	386	354	338	409	393	393	3,073	▼	5,346
Misdemeanor	2024	131	151	177	112	131	103	-	-	-	-	-	-	805	-9%	805
	2023	147	160	171	141	116	153	142	163	142	119	114	111	888	▼	1,679
Other	2024	304	615	330	294	264	215	-	-	-	-	-	-	2,022	20%	2,022
	2023	308	251	265	238	338	279	253	259	243	247	184	246	1,679	▲	3,111
Other Criminally Related Matters	2024	36	30	56	40	42	38	-	-	-	-	-	-	242	15%	242
	2023	34	38	43	23	31	41	23	43	30	35	39	31	210	▲	411
Probates/Wills & Trusts - Level 1	2024	2	3	4	1	3	3	-	-	-	-	-	-	16	7%	16
	2023	3	3	1	2	2	4	1	2	5	3	-	-	15	▲	26
Probates/Wills & Trusts - Level 2	2024	12	17	11	13	14	8	-	-	-	-	-	-	75	17%	75
	2023	11	10	17	8	9	9	5	14	7	6	16	5	64	▲	117
Uncontested Divorce	2024	73	90	93	88	101	78	-	-	-	-	-	-	523	-4%	523
	2023	102	73	107	92	102	70	83	96	71	88	61	72	546	▼	1,017

This report reflects data in the case management system. Numbers will update accordingly as reports are refreshed and posted.

CPSS-CCMS-10.01 CASELOAD STATISTICS OF THE CIRCUIT COURTS

Accomack

January 2023 -- June 2024 Filings


Alexandria and Fairfax Circuit are not Included in State Totals

Dashboard

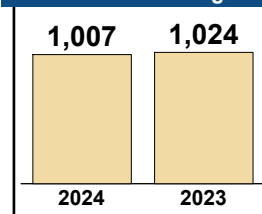
Court: Accomack Circuit
Start/End Date: Jan-23 / Jun-24
2023 Average Month: 152
Jan-Jun 2023: 1,024
Filings Trending: ↔

Circuit/Court ID: 2 202001
Type of Case: Filings
2024 Average Month: 168
Jan-Jun 2024 : 1,007
Overall AVG. Month: 158

Monthly Filings Summary



Jan --- Jun Filings



Filings by Division

Divisions		Jan	Feb	Mar	Apr	May	Jun	Jul	Aug	Sep	Oct	Nov	Dec	Thru Jun	% Change	Total
Total	2024	124	197	140	228	89	229	-	-	-	-	-	-	1,007	-2%	1,007
	2023	146	221	136	199	191	131	107	200	99	171	101	127	1,024	▼	1,829
Civil	2024	19	17	21	18	6	13	-	-	-	-	-	-	94	-6%	94
	2023	14	12	25	22	20	7	11	17	17	20	21	6	100	▼	192
Criminal	2024	31	102	32	140	36	168	-	-	-	-	-	-	509	37%	509
	2023	26	92	17	96	81	60	24	121	29	73	8	63	372	▲	690
Concealed Handgun Permits	2024	51	44	42	52	31	39	-	-	-	-	-	-	259	-28%	259
	2023	73	74	69	52	53	38	35	38	29	70	52	34	359	▼	617
Miscellaneous/ Other	2024	23	34	45	18	16	9	-	-	-	-	-	-	145	-25%	145
	2023	33	43	25	29	37	26	37	24	24	8	20	24	193	▼	330

Filings by Case Category

Case Categories		Jan	Feb	Mar	Apr	May	Jun	Jul	Aug	Sep	Oct	Nov	Dec	Thru Jun	% Change	Total
Administrative Law	2024	-	-	1	-	-	-	-	-	-	-	-	-	1	-50%	1
	2023	-	1	-	-	1	-	-	-	-	1	-	-	2	▼	3
Capital Murder	2024	-	-	-	-	-	-	-	-	-	-	-	-	0	0	0
	2023	-	-	-	-	-	-	-	2	-	-	-	-	0	↔	2
Contested Divorce	2024	1	3	4	3	2	1	-	-	-	-	-	-	14	-18%	14
	2023	3	3	5	3	2	1	1	5	3	2	-	-	17	▼	28
Domestic and Family - Level 1	2024	1	2	-	-	-	-	-	-	-	-	-	-	3	-57%	3
	2023	-	-	2	3	2	-	2	-	2	-	2	-	7	▼	13
Domestic and Family - Level 2	2024	-	1	1	-	-	1	-	-	-	-	-	-	3	0%	3
	2023	-	-	1	1	-	1	2	-	-	-	-	-	3	↔	5
Felonies and Related Matters	2024	18	87	15	113	28	134	-	-	-	-	-	-	395	51%	395
	2023	17	69	12	54	68	42	14	48	12	43	7	40	262	▲	426
General Civil - Level 1	2024	-	-	1	-	1	-	-	-	-	-	-	-	2	100%	2
	2023	-	-	-	-	-	1	-	2	2	-	1	1	1	▲	7
General Civil - Level 2	2024	4	5	6	2	1	1	-	-	-	-	-	-	19	0%	19
	2023	5	2	4	2	4	2	3	8	6	1	7	10	19	↔	54
General Civil - Level 3	2024	12	6	10	2	3	3	-	-	-	-	-	-	36	9%	36
	2023	3	4	12	4	10	-	3	5	4	8	12	7	33	▲	72
Miscellaneous Civil	2024	59	57	56	59	35	46	-	-	-	-	-	-	312	-28%	312
	2023	88	89	82	62	64	47	49	46	36	78	61	43	432	▼	745
Misdemeanor	2024	10	13	11	22	6	28	-	-	-	-	-	-	90	-6%	90
	2023	7	21	4	40	10	14	2	69	9	25	1	18	96	▼	220
Other	2024	11	16	19	10	8	1	-	-	-	-	-	-	65	-31%	65
	2023	13	23	6	17	21	14	19	5	9	-	1	-	94	▼	128
Other Criminally Related Matters	2024	4	2	6	5	2	6	-	-	-	-	-	-	25	67%	25
	2023	2	2	2	2	3	4	8	2	9	5	-	5	15	▲	44
Probates/Wills & Trusts - Level 1	2024	-	-	-	-	-	-	-	-	-	-	-	-	0	-100%	0
	2023	-	1	-	-	-	-	-	-	-	-	-	-	1	▼	1
Probates/Wills & Trusts - Level 2	2024	-	-	-	2	-	-	-	-	-	-	-	-	2	100%	2
	2023	-	-	1	-	-	-	-	1	-	1	-	-	1	▲	3
Protective Orders	2024	-	-	-	1	-	-	-	-	-	-	-	-	1	-67%	1
	2023	1	-	1	1	-	-	-	-	-	-	-	-	3	▼	3
Uncontested Divorce	2024	4	5	10	9	3	8	-	-	-	-	-	-	39	3%	39
	2023	7	6	4	10	6	5	4	7	7	7	9	3	38	▲	75

This report reflects data in the case management system. Numbers will update accordingly as reports are refreshed and posted.

Dashboard		Monthly Filings Summary		Jan --- Jun Filings	
Court: Northampton Circuit	Circuit/Court ID: 2 202131				
Start/End Date: Jan-23 / Jun-24	Type of Case: Filings				
2023 Average Month: 112	2024 Average Month: 115				
Jan-Jun 2023: 638	Jan-Jun 2024 : 687				
Filings Trending: ▲	Overall AVG. Month: 113				

Filings by Division																
Divisions		Jan	Feb	Mar	Apr	May	Jun	Jul	Aug	Sep	Oct	Nov	Dec	Thru Jun	% Change	Total
Total	2024	80	90	159	135	153	70	-	-	-	-	-	-	687	8%	687
	2023	120	138	85	73	127	95	80	155	148	159	107	55	638	▲	1,342
Civil	2024	2	7	5	8	4	7	-	-	-	-	-	-	33	-15%	33
	2023	3	8	6	10	5	7	13	33	22	20	5	2	39	▼	134
Criminal	2024	49	53	120	102	116	34	-	-	-	-	-	-	474	2%	474
	2023	86	108	57	34	110	69	48	92	108	101	76	40	464	▲	929
Concealed Handgun Permits	2024	19	17	22	16	15	15	-	-	-	-	-	-	104	1%	104
	2023	25	15	13	26	10	14	12	19	12	31	17	11	103	▲	205
Miscellaneous/Other	2024	10	12	12	9	18	14	-	-	-	-	-	-	75	134%	75
	2023	6	7	9	3	2	5	7	11	6	7	9	2	32	▲	74
Others	2024	-	1	-	-	-	-	-	-	-	-	-	-	1	1	1
	2023	-	-	-	-	-	-	-	-	-	-	-	-	0	↔	0

Filings by Case Category																
Case Categories		Jan	Feb	Mar	Apr	May	Jun	Jul	Aug	Sep	Oct	Nov	Dec	Thru Jun	% Change	Total
Administrative Law	2024	1	-	-	-	-	-	-	-	-	-	-	-	1	0%	1
	2023	-	1	-	-	-	-	-	-	-	-	-	1	1	↔	2
Capital Murder	2024	-	-	2	-	-	-	-	-	-	-	-	-	2	0%	2
	2023	2	-	-	-	-	-	-	-	-	-	-	-	2	↔	2
Contested Divorce	2024	-	-	-	1	1	1	-	-	-	-	-	-	3	-50%	3
	2023	1	2	-	1	-	2	-	-	2	-	-	-	6	▼	8
Domestic and Family - Level 1	2024	1	-	-	-	1	2	-	-	-	-	-	-	4	33%	4
	2023	-	-	-	1	1	1	-	-	2	1	1	-	3	▲	7
Domestic and Family - Level 2	2024	-	-	-	1	-	1	-	-	-	-	-	-	2	0%	2
	2023	-	-	-	-	1	1	-	-	-	1	1	-	2	↔	4
Felonies and Related Matters	2024	16	25	63	64	81	17	-	-	-	-	-	-	266	8%	266
	2023	55	60	26	9	69	28	14	35	28	44	33	14	247	▲	415
General Civil - Level 2	2024	-	3	2	1	1	1	-	-	-	-	-	-	8	-43%	8
	2023	1	3	2	3	3	2	5	35	11	19	2	1	14	▼	87
General Civil - Level 3	2024	-	3	-	1	2	-	-	-	-	-	-	-	6	20%	6
	2023	1	-	1	3	-	-	4	-	6	1	1	-	5	▲	17
Miscellaneous Civil	2024	23	22	25	23	21	20	-	-	-	-	-	-	134	2%	134
	2023	31	22	21	29	11	18	18	27	16	35	26	13	132	▲	267
Misdemeanor	2024	22	26	45	26	32	14	-	-	-	-	-	-	165	-4%	165
	2023	23	43	24	16	31	35	26	50	56	44	37	22	172	▼	407
Other	2024	5	8	10	3	10	9	-	-	-	-	-	-	45	4,400%	45
	2023	-	-	1	-	-	-	-	-	1	-	-	-	1	▲	2
Other Criminally Related Matters	2024	11	2	10	12	3	4	-	-	-	-	-	-	42	-7%	42
	2023	6	6	8	9	10	6	8	8	24	13	6	4	45	▼	108
Probates/Wills & Trusts - Level 2	2024	-	-	-	-	-	-	-	-	-	-	-	-	0	-100%	0
	2023	-	-	-	1	1	-	-	-	-	-	-	-	2	▼	2
Uncontested Divorce	2024	1	1	2	3	1	1	-	-	-	-	-	-	9	50%	9
	2023	-	1	2	1	-	2	5	-	2	1	-	-	6	▲	14

Dashboard	Monthly Filings Summary	Jan --- Jun Filings				
<p>Court: Virginia Beach Circuit Start/End Date: Jan-23 / Jun-24 2023 Average Month: 1,912 Jan-Jun 2023: 8,059 Filings Trending: ↔</p> <p>Circuit/Court ID: 2 202810 Type of Case: Filings 2024 Average Month: 1,366 Jan-Jun 2024 : 8,194 Overall AVG. Month: 1,730</p>		<table border="1" style="margin: auto;"> <tr> <td style="width:50%; text-align: center;">8,194</td> <td style="width:50%; text-align: center;">8,059</td> </tr> <tr> <td style="text-align: center;">2024</td> <td style="text-align: center;">2023</td> </tr> </table>	8,194	8,059	2024	2023
8,194	8,059					
2024	2023					

Filings by Division																
Divisions		Jan	Feb	Mar	Apr	May	Jun	Jul	Aug	Sep	Oct	Nov	Dec	Thru Jun	% Change	Total
Total	2024	1,335	1,386	1,247	1,554	1,347	1,325	-	-	-	-	-	-	8,194	2%	8,194
	2023	1,253	1,281	1,544	1,207	1,354	1,420	1,290	1,344	1,246	1,431	1,242	8,334	8,059	▲	22,946
Civil	2024	328	383	365	446	359	374	-	-	-	-	-	-	2,255	4%	2,255
	2023	338	354	382	303	399	382	348	380	348	359	336	303	2,158	▲	4,232
Criminal	2024	620	596	520	724	601	531	-	-	-	-	-	-	3,592	1%	3,592
	2023	545	558	689	542	619	589	593	602	543	676	556	705	3,542	▲	7,217
Concealed Handgun Permits	2024	-	-	-	-	-	-	-	-	-	-	-	-	0	0	0
	2023	-	-	-	-	-	-	-	-	-	-	-	6,987	0	↔	6,987
Miscellaneous/ Other	2024	385	400	362	384	383	417	-	-	-	-	-	-	2,331	-1%	2,331
	2023	370	369	473	361	336	448	349	361	354	393	348	338	2,357	▼	4,500
Others	2024	2	7	-	-	4	3	-	-	-	-	-	-	16	700%	16
	2023	-	-	-	1	-	1	-	1	1	3	2	1	2	▲	10

Filings by Case Category																
Case Categories		Jan	Feb	Mar	Apr	May	Jun	Jul	Aug	Sep	Oct	Nov	Dec	Thru Jun	% Change	Total
Administrative Law	2024	2	2	-	1	1	2	-	-	-	-	-	-	8	100%	8
	2023	1	1	1	1	-	-	-	-	-	-	3	3	4	▲	10
Capital Murder	2024	1	1	1	-	-	-	-	-	-	-	-	-	3	0%	3
	2023	-	-	-	2	-	1	-	-	-	-	-	-	3	↔	3
Contested Divorce	2024	26	29	34	26	21	29	-	-	-	-	-	-	165	-4%	165
	2023	34	33	32	22	34	17	31	24	30	20	21	21	172	▼	319
Domestic and Family - Level 1	2024	38	39	42	43	33	48	-	-	-	-	-	-	243	5%	243
	2023	32	60	43	28	42	26	40	50	44	37	32	29	231	▲	463
Domestic and Family - Level 2	2024	22	21	23	25	20	20	-	-	-	-	-	-	131	9%	131
	2023	26	14	24	18	14	24	19	21	12	24	17	15	120	▲	228
Felonies and Related Matters	2024	436	330	332	431	373	284	-	-	-	-	-	-	2,186	4%	2,186
	2023	383	331	382	324	340	345	385	330	300	433	324	490	2,105	▲	4,367
General Civil - Level 1	2024	3	4	5	14	8	1	-	-	-	-	-	-	35	30%	35
	2023	2	4	4	6	2	9	4	5	7	10	5	7	27	▲	65
General Civil - Level 2	2024	81	94	88	102	72	94	-	-	-	-	-	-	531	38%	531
	2023	55	70	82	46	72	61	64	82	79	78	53	55	386	▲	797
General Civil - Level 3	2024	94	141	118	157	139	122	-	-	-	-	-	-	771	-9%	771
	2023	129	122	126	144	157	168	112	126	119	126	139	115	846	▼	1,583
Miscellaneous Civil	2024	168	224	190	195	193	197	-	-	-	-	-	-	1,167	4%	1,167
	2023	164	173	237	174	165	206	164	163	178	172	150	7,142	1,119	▲	9,088
Misdemeanor	2024	170	226	165	241	180	193	-	-	-	-	-	-	1,175	-2%	1,175
	2023	145	181	264	186	244	185	183	212	201	222	192	177	1,205	▼	2,392
Other	2024	194	153	149	157	161	189	-	-	-	-	-	-	1,003	-8%	1,003
	2023	189	168	209	155	155	213	168	164	148	209	192	164	1,089	▼	2,134
Other Criminally Related Matters	2024	21	48	36	56	54	63	-	-	-	-	-	-	278	10%	278
	2023	19	53	45	35	39	62	35	72	49	27	46	44	253	▲	526
Probates/Wills & Trusts - Level 1	2024	2	1	1	2	1	-	-	-	-	-	-	-	7	40%	7
	2023	-	-	1	-	2	2	-	1	1	-	-	-	5	▲	7
Probates/Wills & Trusts - Level 2	2024	13	12	9	25	17	25	-	-	-	-	-	-	101	-11%	101
	2023	13	13	16	20	26	25	12	19	18	16	14	12	113	▼	204
Protective Orders	2024	-	1	1	1	1	1	-	-	-	-	-	-	5	-38%	5
	2023	1	-	2	1	4	-	-	-	-	4	3	-	8	▼	15
Uncontested Divorce	2024	64	60	53	78	73	57	-	-	-	-	-	-	385	3%	385
	2023	60	58	76	45	58	76	73	75	60	53	51	60	373	▲	745

Dashboard	Monthly Filings Summary	Jan --- Jun Filings
<p>Court: Portsmouth Circuit Start/End Date: Jan-23 / Jun-24 2023 Average Month: 652 Jan-Jun 2023: 4,227 Filings Trending: ▼</p>	<p>Circuit/Court ID: 3 203740 Type of Case: Filings 2024 Average Month: 593 Jan-Jun 2024 : 3,556 Overall AVG. Month: 632</p> <p style="text-align: center;">Jan 23 - Jun 24</p>	<p style="text-align: center;">3,556 4,227</p> <p style="text-align: center;">2024 2023</p>

Filings by Division																
Divisions		Jan	Feb	Mar	Apr	May	Jun	Jul	Aug	Sep	Oct	Nov	Dec	Thru Jun	% Change	Total
Total	2024	581	587	711	606	537	534	-	-	-	-	-	-	3,556	-16%	3,556
	2023	794	776	726	701	722	508	633	650	521	700	549	538	4,227	▼	7,818
Civil	2024	217	177	304	228	143	237	-	-	-	-	-	-	1,306	-8%	1,306
	2023	292	243	218	225	286	162	299	191	176	286	207	203	1,426	▼	2,788
Criminal	2024	95	95	150	110	161	109	-	-	-	-	-	-	720	-17%	720
	2023	117	174	99	163	188	131	129	208	132	132	93	133	872	▼	1,699
Concealed Handgun Permits	2024	120	132	114	117	119	102	-	-	-	-	-	-	704	-9%	704
	2023	183	144	149	102	115	79	86	105	78	109	81	98	772	▼	1,329
Miscellaneous/Other	2024	149	183	143	150	113	85	-	-	-	-	-	-	823	-29%	823
	2023	201	215	260	211	132	136	119	142	134	173	168	104	1,155	▼	1,995
Others	2024	-	-	-	1	1	1	-	-	-	-	-	-	3	50%	3
	2023	1	-	-	-	1	-	-	4	1	-	-	-	2	▲	7

Filings by Case Category																
Case Categories		Jan	Feb	Mar	Apr	May	Jun	Jul	Aug	Sep	Oct	Nov	Dec	Thru Jun	% Change	Total
Administrative Law	2024	-	1	1	-	-	-	-	-	-	-	-	-	2	-67%	2
	2023	-	1	2	-	3	-	1	1	-	1	1	-	6	▼	10
Capital Murder	2024	-	-	1	-	2	1	-	-	-	-	-	-	4	-71%	4
	2023	4	6	-	1	3	-	2	-	-	-	-	-	14	▼	16
Contested Divorce	2024	9	8	8	3	8	5	-	-	-	-	-	-	41	-25%	41
	2023	8	9	11	10	10	7	8	8	11	6	7	8	55	▼	103
Domestic and Family - Level 1	2024	13	16	10	13	15	17	-	-	-	-	-	-	84	50%	84
	2023	10	11	14	14	4	3	4	14	4	17	17	17	56	▲	129
Domestic and Family - Level 2	2024	-	6	4	2	1	6	-	-	-	-	-	-	19	138%	19
	2023	-	-	2	2	2	2	1	2	7	1	2	6	8	▲	27
Felonies and Related Matters	2024	61	44	111	40	95	51	-	-	-	-	-	-	402	-13%	402
	2023	61	88	40	88	107	78	79	129	66	91	49	71	462	▼	947
General Civil - Level 1	2024	-	2	5	1	1	2	-	-	-	-	-	-	11	57%	11
	2023	1	-	3	1	1	1	1	2	1	1	-	1	7	▲	13
General Civil - Level 2	2024	13	14	20	23	24	19	-	-	-	-	-	-	113	-6%	113
	2023	14	22	24	21	20	19	14	20	15	27	18	13	120	▼	227
General Civil - Level 3	2024	152	103	217	152	73	172	-	-	-	-	-	-	869	-16%	869
	2023	246	167	131	150	229	107	246	125	125	218	146	143	1,030	▼	2,033
Miscellaneous Civil	2024	206	233	204	223	191	163	-	-	-	-	-	-	1,220	-12%	1,220
	2023	303	254	280	236	175	146	146	179	160	186	194	167	1,394	▼	2,426
Misdemeanor	2024	25	34	25	35	38	41	-	-	-	-	-	-	198	-7%	198
	2023	34	41	30	36	45	27	37	55	53	25	33	50	213	▼	466
Other	2024	57	84	54	47	42	22	-	-	-	-	-	-	306	-41%	306
	2023	79	103	119	75	72	71	56	70	52	87	52	28	519	▼	864
Other Criminally Related Matters	2024	22	19	16	36	26	19	-	-	-	-	-	-	138	-30%	138
	2023	18	47	34	38	34	27	13	26	13	16	14	12	198	▼	292
Probates/Wills & Trusts - Level 1	2024	-	-	3	2	2	-	-	-	-	-	-	-	7	40%	7
	2023	-	3	1	1	-	-	-	-	1	-	-	1	5	▲	7
Probates/Wills & Trusts - Level 2	2024	4	4	6	2	2	2	-	-	-	-	-	-	20	0%	20
	2023	3	3	5	6	1	2	4	3	2	3	4	2	20	↔	38
Protective Orders	2024	-	-	-	-	-	-	-	-	-	-	-	-	0	-100%	0
	2023	1	3	6	1	-	-	-	-	-	-	-	-	11	▼	11
Uncontested Divorce	2024	19	19	26	27	17	14	-	-	-	-	-	-	122	12%	122
	2023	12	18	24	21	16	18	21	16	11	21	12	19	109	▲	209

This report reflects data in the case management system. Numbers will update accordingly as reports are refreshed and posted.

CPSS-CCMS-10.01 CASELOAD STATISTICS OF THE CIRCUIT COURTS

January 2023 -- June 2024 Filings

Alexandria and Fairfax Circuit are not Included in State Totals

Dashboard		Monthly Filings Summary		Jan --- Jun Filings					
<p>Court: Norfolk Circuit Start/End Date: Jan-23 / Jun-24 2023 Average Month: 1,717 Jan-Jun 2023: 12,090 Filings Trending: ▼</p>	<p>Circuit/Court ID: 4 204710 Type of Case: Filings 2024 Average Month: 1,705 Jan-Jun 2024 : 10,229 Overall AVG. Month: 1,713</p>	<p style="text-align: center; font-weight: bold; color: #004a87;">Jan 23 - Jun 24</p>		<table border="1" style="margin: auto;"> <tr> <td style="width: 50%; text-align: center;">10,229</td> <td style="width: 50%; text-align: center;">12,090</td> </tr> <tr> <td style="text-align: center;">2024</td> <td style="text-align: center;">2023</td> </tr> </table>		10,229	12,090	2024	2023
10,229	12,090								
2024	2023								

Filings by Division																
Divisions		Jan	Feb	Mar	Apr	May	Jun	Jul	Aug	Sep	Oct	Nov	Dec	Thru Jun	% Change	Total
Total	2024	2,005	1,328	2,522	1,303	1,300	1,771	-	-	-	-	-	-	10,229	-15%	10,229
	2023	2,565	1,720	2,664	1,500	2,471	1,170	1,235	1,561	1,791	1,215	1,141	1,566	12,090	▼	20,599
Civil	2024	381	407	436	408	439	384	-	-	-	-	-	-	2,455	-3%	2,455
	2023	399	410	480	382	417	433	374	464	374	407	365	353	2,521	▼	4,858
Criminal	2024	382	359	394	325	345	317	-	-	-	-	-	-	2,122	-10%	2,122
	2023	428	382	414	353	399	369	393	435	335	339	373	359	2,345	▼	4,579
Concealed Handgun Permits	2024	224	239	202	235	194	171	-	-	-	-	-	-	1,265	-16%	1,265
	2023	267	243	314	251	240	186	204	200	182	192	170	193	1,501	▼	2,642
Miscellaneous/ Other	2024	1,016	321	1,483	327	315	882	-	-	-	-	-	-	4,344	-24%	4,344
	2023	1,469	684	1,455	514	1,414	181	262	460	900	272	233	660	5,717	▼	8,504
Others	2024	2	2	7	8	7	17	-	-	-	-	-	-	43	617%	43
	2023	2	1	1	-	1	1	2	2	-	5	-	1	6	▲	16

Filings by Case Category																
Case Categories		Jan	Feb	Mar	Apr	May	Jun	Jul	Aug	Sep	Oct	Nov	Dec	Thru Jun	% Change	Total
Administrative Law	2024	7	2	10	-	1	3	-	-	-	-	-	-	23	-4%	23
	2023	8	2	3	1	9	1	1	7	8	1	-	4	24	▼	45
Capital Murder	2024	1	-	1	-	-	-	-	-	-	-	-	-	2	2	2
	2023	-	-	-	-	-	-	3	-	-	-	-	-	0	↔	3
Contested Divorce	2024	62	69	86	84	100	74	-	-	-	-	-	-	475	-9%	475
	2023	81	76	97	87	92	87	62	75	71	77	82	82	520	▼	969
Domestic and Family - Level 1	2024	52	47	44	17	24	37	-	-	-	-	-	-	221	19%	221
	2023	42	39	35	11	29	30	15	49	32	24	10	23	186	▲	339
Domestic and Family - Level 2	2024	38	15	59	13	14	30	-	-	-	-	-	-	169	4%	169
	2023	39	18	38	13	48	7	4	19	34	13	9	23	163	▲	265
Felonies and Related Matters	2024	283	242	265	206	234	223	-	-	-	-	-	-	1,453	-8%	1,453
	2023	312	223	265	259	290	234	290	274	217	232	254	258	1,583	▼	3,108
General Civil - Level 1	2024	4	3	4	8	2	3	-	-	-	-	-	-	24	-43%	24
	2023	7	3	7	6	7	12	1	3	6	3	6	4	42	▼	65
General Civil - Level 2	2024	47	44	61	56	46	67	-	-	-	-	-	-	321	18%	321
	2023	36	51	54	36	43	51	37	62	52	47	41	36	271	▲	546
General Civil - Level 3	2024	175	37	242	26	43	131	-	-	-	-	-	-	654	4%	654
	2023	137	24	156	31	225	55	33	81	134	46	42	72	628	▲	1,036
Miscellaneous Civil	2024	893	482	1,292	417	351	792	-	-	-	-	-	-	4,227	-31%	4,227
	2023	1,430	821	1,503	705	1,307	330	420	557	887	395	347	695	6,096	▼	9,397
Misdemeanor	2024	58	75	90	85	71	72	-	-	-	-	-	-	451	-16%	451
	2023	85	122	111	60	85	73	61	98	65	59	70	53	536	▼	942
Other	2024	106	62	56	144	142	112	-	-	-	-	-	-	622	26%	622
	2023	136	107	95	59	55	41	45	37	36	64	51	54	493	▲	780
Other Criminally Related Matters	2024	47	46	47	40	44	29	-	-	-	-	-	-	253	-7%	253
	2023	40	45	44	45	34	65	44	70	56	50	54	48	273	▼	595
Probates/Wills & Trusts - Level 1	2024	4	-	2	1	3	1	-	-	-	-	-	-	11	0%	11
	2023	2	-	2	-	6	1	3	2	5	4	2	2	11	↔	29
Probates/Wills & Trusts - Level 2	2024	26	10	54	13	11	37	-	-	-	-	-	-	151	-4%	151
	2023	34	17	35	17	49	5	12	22	23	14	11	29	157	▼	268
Protective Orders	2024	4	6	7	1	2	2	-	-	-	-	-	-	22	5%	22
	2023	3	3	6	-	6	3	6	9	3	5	7	7	21	▲	58
Uncontested Divorce	2024	198	188	202	192	212	158	-	-	-	-	-	-	1,150	6%	1,150
	2023	173	169	213	170	186	175	198	196	162	181	155	176	1,086	▲	2,154

This report reflects data in the case management system. Numbers will update accordingly as reports are refreshed and posted.

CPSS-CCMS-10.01 CASELOAD STATISTICS OF THE CIRCUIT COURTS

Isle of Wight

January 2023 -- June 2024 Filings

Alexandria and Fairfax Circuit are not Included in State Totals

Dashboard		Monthly Filings Summary		Jan --- Jun Filings					
<p>Court: Isle of Wight Circuit Start/End Date: Jan-23 / Jun-24 2023 Average Month: 162 Jan-Jun 2023: 1,088 Filings Trending: ▼</p>	<p>Circuit/Court ID: 5 205093 Type of Case: Filings 2024 Average Month: 166 Jan-Jun 2024 : 996 Overall AVG. Month: 164</p>	<p>Jan 23 - Jun 24</p>		<table border="1" style="margin: auto;"> <tr> <td style="width: 50%; text-align: center;">996</td> <td style="width: 50%; text-align: center;">1,088</td> </tr> <tr> <td style="text-align: center;">2024</td> <td style="text-align: center;">2023</td> </tr> </table>		996	1,088	2024	2023
996	1,088								
2024	2023								

Filings by Division																
Divisions		Jan	Feb	Mar	Apr	May	Jun	Jul	Aug	Sep	Oct	Nov	Dec	Thru Jun	% Change	Total
Total	2024	181	156	192	150	168	149	-	-	-	-	-	-	996	-8%	996
	2023	221	161	261	151	143	151	128	148	118	172	149	145	1,088	▼	1,948
Civil	2024	19	33	24	16	23	20	-	-	-	-	-	-	135	2%	135
	2023	27	17	23	25	16	24	15	18	16	23	14	24	132	▲	242
Criminal	2024	56	38	35	51	80	55	-	-	-	-	-	-	315	59%	315
	2023	29	17	65	15	29	43	15	33	25	45	53	36	198	▲	405
Concealed Handgun Permits	2024	90	63	101	64	50	53	-	-	-	-	-	-	421	-26%	421
	2023	126	112	121	87	70	52	67	70	50	82	65	64	568	▼	966
Miscellaneous/Other	2024	16	22	31	19	14	20	-	-	-	-	-	-	122	-35%	122
	2023	38	15	52	24	28	31	31	27	27	22	17	21	188	▼	333
Others	2024	-	-	1	-	1	1	-	-	-	-	-	-	3	50%	3
	2023	1	-	-	-	-	1	-	-	-	-	-	-	2	▲	2

Filings by Case Category																
Case Categories		Jan	Feb	Mar	Apr	May	Jun	Jul	Aug	Sep	Oct	Nov	Dec	Thru Jun	% Change	Total
Administrative Law	2024	-	-	-	-	-	-	-	-	-	-	-	-	0	-100%	0
	2023	1	-	-	-	-	-	-	-	1	-	-	-	1	▼	2
Contested Divorce	2024	-	3	2	4	1	1	-	-	-	-	-	-	11	-35%	11
	2023	2	2	4	5	3	1	1	4	4	7	1	1	17	▼	35
Domestic and Family - Level 1	2024	4	5	3	-	7	2	-	-	-	-	-	-	21	31%	21
	2023	7	-	2	2	2	3	1	2	-	-	-	2	16	▲	21
Domestic and Family - Level 2	2024	-	4	2	-	1	2	-	-	-	-	-	-	9	29%	9
	2023	2	-	3	-	-	2	-	-	2	-	-	4	7	▲	13
Felonies and Related Matters	2024	36	16	22	32	55	29	-	-	-	-	-	-	190	32%	190
	2023	19	16	44	11	23	31	9	22	12	27	36	24	144	▲	274
General Civil - Level 1	2024	-	-	1	-	-	-	-	-	-	-	-	-	1	0%	1
	2023	-	-	-	-	-	1	-	-	-	-	-	1	1	↔	3
General Civil - Level 2	2024	8	6	9	3	2	7	-	-	-	-	-	-	35	67%	35
	2023	4	4	5	3	2	3	2	1	-	4	2	1	21	▲	31
General Civil - Level 3	2024	3	4	2	1	3	3	-	-	-	-	-	-	16	-20%	16
	2023	5	2	1	5	3	4	7	3	1	3	2	4	20	▼	40
Miscellaneous Civil	2024	102	80	120	83	62	70	-	-	-	-	-	-	517	-24%	517
	2023	146	120	150	101	86	76	84	88	67	95	76	77	679	▼	1,166
Misdemeanor	2024	14	17	9	13	12	15	-	-	-	-	-	-	80	264%	80
	2023	5	-	8	3	4	2	3	5	5	15	11	5	22	▲	66
Other	2024	2	3	10	-	1	1	-	-	-	-	-	-	17	-78%	17
	2023	18	7	21	12	10	8	11	8	11	8	6	5	76	▼	125
Other Criminally Related Matters	2024	6	5	4	6	13	11	-	-	-	-	-	-	45	25%	45
	2023	6	3	13	1	3	10	3	6	8	4	6	7	36	▲	70
Probates/Wills & Trusts - Level 1	2024	-	-	-	-	-	-	-	-	-	-	-	-	0	0	0
	2023	-	-	-	-	-	-	-	-	-	-	-	2	0	↔	2
Probates/Wills & Trusts - Level 2	2024	2	2	4	2	1	1	-	-	-	-	-	-	12	100%	12
	2023	1	1	2	-	1	1	-	-	1	1	1	6	6	▲	15
Uncontested Divorce	2024	4	11	4	6	10	7	-	-	-	-	-	-	42	0%	42
	2023	5	6	8	8	6	9	7	9	6	8	5	8	42	↔	85


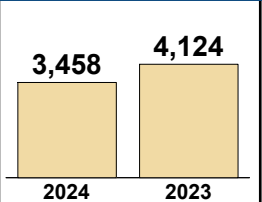
This report reflects data in the case management system. Numbers will update accordingly as reports are refreshed and posted.

Dashboard		Monthly Filings Summary		Jan --- Jun Filings	
Court: Southampton Circuit	Circuit/Court ID: 5 205175				
Start/End Date: Jan-23 / Jun-24	Type of Case: Filings				
2023 Average Month: 177	2024 Average Month: 175				
Jan-Jun 2023: 1,170	Jan-Jun 2024 : 1,048				
Filings Trending: ▼	Overall AVG. Month: 176				

Filings by Division																
Divisions		Jan	Feb	Mar	Apr	May	Jun	Jul	Aug	Sep	Oct	Nov	Dec	Thru Jun	% Change	Total
Total	2024	179	198	136	205	182	148	-	-	-	-	-	-	1,048	-10%	1,048
	2023	212	205	218	210	199	126	178	189	147	159	130	152	1,170	▼	2,125
Civil	2024	15	24	19	14	18	16	-	-	-	-	-	-	106	0%	106
	2023	13	15	14	34	16	14	22	27	18	12	17	15	106	↔	217
Criminal	2024	83	91	63	110	83	72	-	-	-	-	-	-	502	-7%	502
	2023	91	102	87	104	105	51	98	79	57	66	65	63	540	▼	968
Concealed Handgun Permits	2024	42	57	33	36	37	34	-	-	-	-	-	-	239	-32%	239
	2023	80	60	87	44	43	36	31	48	37	52	32	53	350	▼	603
Miscellaneous/ Other	2024	39	26	21	45	43	26	-	-	-	-	-	-	200	15%	200
	2023	28	28	30	28	35	25	27	34	35	29	16	21	174	▲	336
Others	2024	-	-	-	-	1	-	-	-	-	-	-	-	1	1	1
	2023	-	-	-	-	-	-	-	1	-	-	-	-	0	↔	1

Filings by Case Category																
Case Categories		Jan	Feb	Mar	Apr	May	Jun	Jul	Aug	Sep	Oct	Nov	Dec	Thru Jun	% Change	Total
Administrative Law	2024	-	-	-	-	-	-	-	-	-	-	-	-	0	0	0
	2023	-	-	-	-	-	-	-	1	-	-	-	-	0	↔	1
Contested Divorce	2024	-	2	2	2	3	3	-	-	-	-	-	-	12	9%	12
	2023	2	4	1	3	-	1	2	2	3	1	2	2	11	▲	23
Domestic and Family - Level 1	2024	-	1	-	1	1	1	-	-	-	-	-	-	4	0%	4
	2023	-	-	1	1	2	-	1	3	-	1	1	-	4	↔	10
Domestic and Family - Level 2	2024	-	-	1	2	-	1	-	-	-	-	-	-	4	300%	4
	2023	-	-	-	1	-	-	1	1	1	1	-	-	1	▲	5
Felonies and Related Matters	2024	65	44	33	55	52	37	-	-	-	-	-	-	286	-16%	286
	2023	65	62	60	53	72	28	64	45	41	26	50	33	340	▼	599
General Civil - Level 1	2024	-	-	-	-	-	-	-	-	-	-	-	-	0	-100%	0
	2023	-	1	-	1	-	1	-	-	-	-	1	-	3	▼	4
General Civil - Level 2	2024	3	4	2	3	3	5	-	-	-	-	-	-	20	5%	20
	2023	1	4	4	3	5	2	1	8	4	2	2	6	19	▲	42
General Civil - Level 3	2024	7	12	5	4	5	1	-	-	-	-	-	-	34	3%	34
	2023	6	2	-	18	2	5	10	5	3	3	5	3	33	▲	62
Miscellaneous Civil	2024	56	68	47	52	49	39	-	-	-	-	-	-	311	-29%	311
	2023	92	75	104	61	59	47	44	62	53	68	40	63	438	▼	768
Misdemeanor	2024	13	24	12	34	15	16	-	-	-	-	-	-	114	-14%	114
	2023	16	29	14	37	22	15	15	27	9	16	11	20	133	▼	231
Other	2024	26	15	7	29	30	21	-	-	-	-	-	-	128	45%	128
	2023	16	11	14	12	18	17	16	22	19	14	13	12	88	▲	184
Other Criminally Related Matters	2024	5	23	18	21	16	19	-	-	-	-	-	-	102	52%	102
	2023	10	11	13	14	11	8	19	8	7	24	4	10	67	▲	139
Probates/Wills & Trusts - Level 1	2024	-	-	1	-	-	-	-	-	-	-	-	-	1	1	1
	2023	-	-	-	-	-	-	-	-	2	-	-	1	0	↔	3
Probates/Wills & Trusts - Level 2	2024	-	-	-	-	3	-	-	-	-	-	-	-	3	0%	3
	2023	-	1	-	-	2	-	-	-	-	-	-	-	3	↔	3
Protective Orders	2024	-	-	-	-	-	-	-	-	-	-	-	-	0	-100%	0
	2023	1	-	-	2	-	-	-	-	-	-	-	-	3	▼	3
Uncontested Divorce	2024	4	5	8	2	5	5	-	-	-	-	-	-	29	7%	29
	2023	3	5	7	4	6	2	5	5	5	2	2	2	27	▲	48

This report reflects data in the case management system. Numbers will update accordingly as reports are refreshed and posted.

Dashboard	Monthly Filings Summary	Jan --- Jun Filings
<p>Court: Suffolk Circuit Start/End Date: Jan-23 / Jun-24 2023 Average Month: 618 Jan-Jun 2023: 4,124 Filings Trending: ▼</p>	<p>Circuit/Court ID: 5 205800 Type of Case: Filings 2024 Average Month: 576 Jan-Jun 2024 : 3,458 Overall AVG. Month: 604</p>	 <p style="text-align: center;">Jan 23 - Jun 24</p>
		 <p style="text-align: center;">2024 2023</p>

Filings by Division															
Divisions	Jan	Feb	Mar	Apr	May	Jun	Jul	Aug	Sep	Oct	Nov	Dec	Thru Jun	% Change	Total
Total	2024	678	607	588	512	552	521	-	-	-	-	-	3,458	-16%	3,458
	2023	808	566	686	566	668	830	498	632	592	582	571	421	4,124	▼
Civil	2024	64	86	71	74	92	76	-	-	-	-	-	463	1%	463
	2023	68	64	88	67	91	82	65	68	88	73	62	51	460	▲
Criminal	2024	317	251	243	203	231	229	-	-	-	-	-	1,474	-22%	1,474
	2023	372	213	264	203	330	499	211	334	286	285	290	140	1,881	▼
Concealed Handgun Permits	2024	175	174	155	129	132	136	-	-	-	-	-	901	-22%	901
	2023	246	187	232	198	139	152	156	138	129	142	152	144	1,154	▼
Miscellaneous/Other	2024	121	93	118	104	95	79	-	-	-	-	-	610	-3%	610
	2023	121	102	101	98	108	96	66	91	89	81	66	86	626	▼
Others	2024	1	3	1	2	2	1	-	-	-	-	-	10	233%	10
	2023	1	-	1	-	-	1	-	1	-	1	-	3	▲	6

Filings by Case Category															
Case Categories	Jan	Feb	Mar	Apr	May	Jun	Jul	Aug	Sep	Oct	Nov	Dec	Thru Jun	% Change	Total
Administrative Law	2024	-	-	-	-	-	-	-	-	-	-	-	0	-100%	0
	2023	1	-	-	-	-	-	1	-	-	-	1	1	▼	3
Capital Murder	2024	-	-	1	-	-	-	-	-	-	-	-	1	0%	1
	2023	1	-	-	-	-	-	2	-	-	-	-	1	↔	3
Contested Divorce	2024	5	10	12	12	10	14	-	-	-	-	-	63	24%	63
	2023	12	10	7	6	7	9	4	5	11	9	8	7	51	▲
Domestic and Family - Level 1	2024	8	10	3	2	15	7	-	-	-	-	-	45	36%	45
	2023	7	4	6	5	5	6	4	2	10	6	7	5	33	▲
Domestic and Family - Level 2	2024	4	11	9	3	6	15	-	-	-	-	-	48	-20%	48
	2023	11	6	15	7	10	11	8	6	7	5	5	4	60	▼
Felonies and Related Matters	2024	216	138	144	131	131	111	-	-	-	-	-	871	-26%	871
	2023	220	146	162	113	132	410	139	218	173	189	157	81	1,183	▼
General Civil - Level 1	2024	-	-	1	-	-	1	-	-	-	-	-	2	-60%	2
	2023	1	-	-	-	2	2	1	-	1	2	1	-	5	▼
General Civil - Level 2	2024	10	16	23	16	21	14	-	-	-	-	-	100	11%	100
	2023	8	15	20	15	17	15	12	15	20	22	10	5	90	▲
General Civil - Level 3	2024	17	7	4	8	14	3	-	-	-	-	-	53	2%	53
	2023	10	8	12	4	11	7	13	14	12	10	9	8	52	▲
Miscellaneous Civil	2024	215	221	208	172	184	159	-	-	-	-	-	1,159	-18%	1,159
	2023	299	225	275	245	185	191	196	185	168	183	186	183	1,420	▼
Misdemeanor	2024	81	90	76	53	79	90	-	-	-	-	-	469	-21%	469
	2023	127	55	74	83	185	71	55	98	92	65	116	41	595	▼
Other	2024	81	50	69	62	43	60	-	-	-	-	-	365	3%	365
	2023	69	61	56	53	61	55	32	45	52	40	37	44	355	▲
Other Criminally Related Matters	2024	21	23	22	19	21	28	-	-	-	-	-	134	18%	134
	2023	24	12	28	10	21	19	17	16	21	31	17	18	114	▲
Probates/Wills & Trusts - Level 1	2024	1	1	-	-	1	-	-	-	-	-	-	3	-25%	3
	2023	2	1	-	1	-	-	-	-	-	-	-	4	▼	4
Probates/Wills & Trusts - Level 2	2024	2	9	1	7	2	2	-	-	-	-	-	23	-8%	23
	2023	-	2	6	4	8	5	4	4	1	5	6	4	25	▼
Uncontested Divorce	2024	17	21	15	27	25	17	-	-	-	-	-	122	-10%	122
	2023	16	21	25	20	24	29	13	21	24	15	12	20	135	▼

This report reflects data in the case management system. Numbers will update accordingly as reports are refreshed and posted.

Dashboard	Monthly Filings Summary	Jan --- Jun Filings
<p>Court: Brunswick Circuit Start/End Date: Jan-23 / Jun-24 2023 Average Month: 101 Jan-Jun 2023: 634 Filings Trending: ▲</p> <p>Circuit/Court ID: 6 206025 Type of Case: Filings 2024 Average Month: 118 Jan-Jun 2024 : 707 Overall AVG. Month: 107</p>	<p>Jan 23 - Jun 24</p>	<p>707 634</p> <p>2024 2023</p>

Filings by Division																
Divisions		Jan	Feb	Mar	Apr	May	Jun	Jul	Aug	Sep	Oct	Nov	Dec	Thru Jun	% Change	Total
Total	2024	91	115	87	170	126	118	-	-	-	-	-	-	707	12%	707
	2023	123	151	77	112	86	85	79	152	78	86	107	76	634	▲	1,212
Civil	2024	3	7	1	11	12	1	-	-	-	-	-	-	35	-20%	35
	2023	7	5	7	15	4	6	7	5	3	10	13	12	44	▼	94
Criminal	2024	41	56	24	110	66	78	-	-	-	-	-	-	375	16%	375
	2023	59	91	40	46	46	40	37	86	43	34	37	40	322	▲	599
Concealed Handgun Permits	2024	37	33	45	36	24	22	-	-	-	-	-	-	197	9%	197
	2023	51	43	12	30	17	28	22	45	23	16	42	15	181	▲	344
Miscellaneous/Other	2024	10	19	17	13	24	17	-	-	-	-	-	-	100	15%	100
	2023	6	12	18	21	19	11	13	13	9	26	15	9	87	▲	172
Others	2024	-	-	-	-	-	-	-	-	-	-	-	-	0	0	0
	2023	-	-	-	-	-	-	-	3	-	-	-	-	0	↔	3

Filings by Case Category																
Case Categories		Jan	Feb	Mar	Apr	May	Jun	Jul	Aug	Sep	Oct	Nov	Dec	Thru Jun	% Change	Total
Administrative Law	2024	-	-	1	-	-	-	-	-	-	-	-	-	1	1	1
	2023	-	-	-	-	-	-	-	-	-	-	-	-	0	↔	0
Contested Divorce	2024	-	-	-	1	2	-	-	-	-	-	-	-	3	-50%	3
	2023	-	1	2	1	1	1	1	1	-	-	-	-	6	▼	8
Domestic and Family - Level 1	2024	-	-	-	-	-	-	-	-	-	-	-	-	0	-100%	0
	2023	2	-	-	9	-	-	-	2	-	4	-	3	11	▼	20
Domestic and Family - Level 2	2024	-	-	-	-	-	-	-	-	-	-	-	-	0	-100%	0
	2023	1	-	-	-	-	-	-	-	-	1	1	-	1	▼	3
Felonies and Related Matters	2024	14	30	17	63	42	38	-	-	-	-	-	-	204	10%	204
	2023	32	65	24	20	20	25	16	51	21	9	13	9	186	▲	305
General Civil - Level 1	2024	-	-	-	-	1	-	-	-	-	-	-	-	1	-50%	1
	2023	-	-	-	-	2	-	-	-	-	-	1	-	2	▼	4
General Civil - Level 2	2024	-	1	1	4	3	-	-	-	-	-	-	-	9	0%	9
	2023	1	1	1	2	2	2	-	1	1	1	2	2	9	↔	16
General Civil - Level 3	2024	-	-	1	2	2	-	-	-	-	-	-	-	5	-29%	5
	2023	2	2	1	1	-	1	2	-	1	1	2	2	7	▼	15
Miscellaneous Civil	2024	46	40	51	41	27	30	-	-	-	-	-	-	235	4%	235
	2023	54	52	21	37	26	37	33	54	26	33	47	20	227	▲	440
Misdemeanor	2024	24	23	5	32	14	21	-	-	-	-	-	-	119	25%	119
	2023	23	25	8	16	14	9	16	26	19	18	17	9	95	▲	200
Other	2024	1	11	9	8	20	9	-	-	-	-	-	-	58	53%	58
	2023	2	4	10	14	7	1	3	7	6	10	10	3	38	▲	77
Other Criminally Related Matters	2024	3	3	2	16	10	19	-	-	-	-	-	-	53	29%	53
	2023	4	1	8	10	12	6	5	9	4	7	13	27	41	▲	106
Probates/Wills & Trusts - Level 1	2024	-	-	-	-	1	-	-	-	-	-	-	-	1	1	1
	2023	-	-	-	-	-	-	-	-	-	-	-	-	0	↔	0
Probates/Wills & Trusts - Level 2	2024	-	1	-	-	2	-	-	-	-	-	-	-	3	200%	3
	2023	-	-	-	-	1	-	2	-	-	-	-	-	1	▲	3
Protective Orders	2024	-	1	-	-	-	-	-	-	-	-	-	-	1	1	1
	2023	-	-	-	-	-	-	-	-	-	-	-	-	0	↔	0
Uncontested Divorce	2024	3	5	-	3	2	1	-	-	-	-	-	-	14	40%	14
	2023	2	-	2	2	1	3	1	1	-	1	2	-	10	▲	15

This report reflects data in the case management system. Numbers will update accordingly as reports are refreshed and posted.

Dashboard	Monthly Filings Summary	Jan --- Jun Filings
<p>Court: Greenville Circuit Start/End Date: Jan-23 / Jun-24 2023 Average Month: 107 Jan-Jun 2023: 639 Filings Trending: ▲</p> <p>Circuit/Court ID: 6 206081 Type of Case: Filings 2024 Average Month: 117 Jan-Jun 2024 : 699 Overall AVG. Month: 110</p>	<p>Jan 23 - Jun 24</p>	<p>699 639</p> <p>2024 2023</p>

Filings by Division																
Divisions		Jan	Feb	Mar	Apr	May	Jun	Jul	Aug	Sep	Oct	Nov	Dec	Thru Jun	% Change	Total
Total	2024	148	126	128	100	113	84	-	-	-	-	-	-	699	9%	699
	2023	116	88	149	92	89	105	75	110	165	87	119	83	639	▲	1,278
Civil	2024	10	10	11	7	9	8	-	-	-	-	-	-	55	8%	55
	2023	4	7	12	5	10	13	7	16	9	10	6	6	51	▲	105
Criminal	2024	98	68	62	47	47	56	-	-	-	-	-	-	378	15%	378
	2023	58	40	88	41	40	62	47	37	114	41	89	60	329	▲	717
Concealed Handgun Permits	2024	27	21	22	26	19	9	-	-	-	-	-	-	124	-18%	124
	2023	32	28	28	24	20	20	17	27	23	18	13	8	152	▼	258
Miscellaneous/ Other	2024	13	27	33	20	37	11	-	-	-	-	-	-	141	34%	141
	2023	22	13	21	21	18	10	4	30	18	18	11	9	105	▲	195
Others	2024	-	-	-	-	1	-	-	-	-	-	-	-	1	-50%	1
	2023	-	-	-	1	1	-	-	-	1	-	-	-	2	▼	3

Filings by Case Category																
Case Categories		Jan	Feb	Mar	Apr	May	Jun	Jul	Aug	Sep	Oct	Nov	Dec	Thru Jun	% Change	Total
Administrative Law	2024	-	-	-	-	-	-	-	-	-	-	-	-	0	0	0
	2023	-	-	-	-	-	-	-	-	-	-	-	1	0	↔	1
Capital Murder	2024	-	-	-	-	-	-	-	-	-	-	-	-	0	-100%	0
	2023	-	-	1	-	1	-	-	-	-	-	-	-	2	▼	2
Contested Divorce	2024	-	1	-	3	3	-	-	-	-	-	-	-	7	17%	7
	2023	-	2	-	-	2	2	-	-	-	-	-	1	6	▲	7
Domestic and Family - Level 1	2024	-	-	1	2	-	1	-	-	-	-	-	-	4	0%	4
	2023	-	1	2	1	-	-	1	3	2	2	-	-	4	↔	12
Domestic and Family - Level 2	2024	-	1	1	-	-	1	-	-	-	-	-	-	3	-50%	3
	2023	1	-	1	-	-	4	-	-	-	2	-	1	6	▼	9
Felonies and Related Matters	2024	70	32	29	26	22	46	-	-	-	-	-	-	225	4%	225
	2023	35	27	55	25	30	44	24	21	65	28	59	44	216	▲	457
General Civil - Level 1	2024	-	-	-	-	-	-	-	-	-	-	-	-	0	0	0
	2023	-	-	-	-	-	-	-	-	-	-	1	-	0	↔	1
General Civil - Level 2	2024	7	4	2	2	3	4	-	-	-	-	-	-	22	69%	22
	2023	2	1	3	1	3	3	2	3	3	1	1	-	13	▲	23
General Civil - Level 3	2024	1	2	1	-	4	2	-	-	-	-	-	-	10	100%	10
	2023	2	1	-	-	2	-	1	6	5	3	1	-	5	▲	21
Miscellaneous Civil	2024	29	27	33	34	28	14	-	-	-	-	-	-	165	-15%	165
	2023	44	32	39	28	26	26	20	41	27	24	18	13	195	▼	338
Misdemeanor	2024	23	27	28	15	12	10	-	-	-	-	-	-	115	47%	115
	2023	13	10	15	14	9	17	14	9	40	11	28	13	78	▲	193
Other	2024	8	20	22	12	27	6	-	-	-	-	-	-	95	48%	95
	2023	8	8	11	18	14	5	2	18	14	10	5	4	64	▲	117
Other Criminally Related Matters	2024	7	9	5	6	13	-	-	-	-	-	-	-	40	18%	40
	2023	10	3	17	2	1	1	9	7	9	4	2	4	34	▲	69
Probates/Wills & Trusts - Level 2	2024	1	-	1	-	-	-	-	-	-	-	-	-	2	100%	2
	2023	-	-	1	-	-	-	-	-	-	-	-	-	1	▲	1
Uncontested Divorce	2024	2	3	5	-	1	-	-	-	-	-	-	-	11	-27%	11
	2023	1	3	4	3	1	3	2	2	-	1	5	2	15	▼	27

CPSS-CCMS-10.01 CASELOAD STATISTICS OF THE CIRCUIT COURTS

Prince George

January 2023 -- June 2024 Filings

Alexandria and Fairfax Circuit are not Included in State Totals

Dashboard		Monthly Filings Summary		Jan --- Jun Filings	
Court: Prince George Circuit Start/End Date: Jan-23 / Jun-24 2023 Average Month: 188 Jan-Jun 2023: 1,268 Filings Trending: ▼	Circuit/Court ID: 6 206149 Type of Case: Filings 2024 Average Month: 190 Jan-Jun 2024 : 1,137 Overall AVG. Month: 188	<p style="text-align: center; font-weight: bold; color: white;">Jan 23 - Jun 24</p>		<div style="display: flex; justify-content: space-around; align-items: center;"> <div style="text-align: center;"> <p style="font-size: 1.2em; font-weight: bold; color: #0056b3;">1,137</p> <div style="width: 40px; height: 40px; background-color: #f0e68c; margin: 0 auto;"></div> <p style="font-size: 0.8em; font-weight: bold;">2024</p> </div> <div style="text-align: center;"> <p style="font-size: 1.2em; font-weight: bold; color: #0056b3;">1,268</p> <div style="width: 40px; height: 40px; background-color: #f0e68c; margin: 0 auto;"></div> <p style="font-size: 0.8em; font-weight: bold;">2023</p> </div> </div>	

Filings by Division																
Divisions		Jan	Feb	Mar	Apr	May	Jun	Jul	Aug	Sep	Oct	Nov	Dec	Thru Jun	% Change	Total
Total	2024	166	181	249	164	215	162	-	-	-	-	-	-	1,137	-10%	1,137
	2023	255	209	275	151	202	176	162	142	158	167	180	177	1,268	▼	2,254
Civil	2024	16	24	30	28	24	24	-	-	-	-	-	-	146	4%	146
	2023	28	15	32	24	18	23	18	15	16	15	26	30	140	▲	260
Criminal	2024	53	80	133	42	120	71	-	-	-	-	-	-	499	-3%	499
	2023	105	87	115	48	102	60	74	62	84	74	82	88	517	▼	981
Concealed Handgun Permits	2024	80	57	71	74	56	59	-	-	-	-	-	-	397	-25%	397
	2023	113	97	106	71	64	79	60	50	47	66	61	46	530	▼	860
Miscellaneous/ Other	2024	8	15	15	19	15	6	-	-	-	-	-	-	78	-4%	78
	2023	9	10	22	8	18	14	10	14	11	12	11	13	81	▼	152
Others	2024	9	5	-	1	-	2	-	-	-	-	-	-	17	17	17
	2023	-	-	-	-	-	-	-	1	-	-	-	-	0	↔	1

Filings by Case Category																
Case Categories		Jan	Feb	Mar	Apr	May	Jun	Jul	Aug	Sep	Oct	Nov	Dec	Thru Jun	% Change	Total
Contested Divorce	2024	-	2	2	4	4	3	-	-	-	-	-	-	15	-29%	15
	2023	3	1	4	9	2	2	4	5	3	2	2	1	21	▼	38
Domestic and Family - Level 1	2024	1	3	5	4	-	7	-	-	-	-	-	-	20	25%	20
	2023	3	1	2	5	-	5	3	1	1	3	5	9	16	▲	38
Domestic and Family - Level 2	2024	1	-	1	-	-	1	-	-	-	-	-	-	3	-50%	3
	2023	3	1	1	-	-	1	-	-	-	-	-	1	2	6	▼
Felonies and Related Matters	2024	32	37	74	29	83	52	-	-	-	-	-	-	307	2%	307
	2023	51	44	74	27	65	39	53	42	57	49	57	60	300	▲	618
General Civil - Level 1	2024	-	1	-	-	-	-	-	-	-	-	-	-	1	-67%	1
	2023	-	-	-	-	2	1	-	-	2	-	-	1	3	3	▼
General Civil - Level 2	2024	2	6	6	6	11	6	-	-	-	-	-	-	37	32%	37
	2023	5	4	6	1	6	6	3	1	3	4	5	8	28	▲	52
General Civil - Level 3	2024	4	-	1	4	2	2	-	-	-	-	-	-	13	-43%	13
	2023	9	2	5	-	2	5	4	3	1	4	3	1	23	▼	39
Miscellaneous Civil	2024	88	72	85	92	71	64	-	-	-	-	-	-	472	-22%	472
	2023	122	106	127	79	78	92	70	64	57	75	71	59	604	▼	1,000
Misdemeanor	2024	17	36	54	10	31	19	-	-	-	-	-	-	167	-15%	167
	2023	49	40	38	17	34	19	16	14	24	22	23	22	197	▼	318
Other	2024	9	5	1	1	1	2	-	-	-	-	-	-	19	533%	19
	2023	2	-	-	-	1	-	-	1	-	-	-	1	3	▲	5
Other Criminally Related Matters	2024	4	7	6	7	6	-	-	-	-	-	-	-	30	36%	30
	2023	5	3	3	4	4	3	5	6	3	3	2	7	22	▲	48
Probates/Wills & Trusts - Level 1	2024	-	-	2	-	-	1	-	-	-	-	-	-	3	200%	3
	2023	-	1	-	-	-	-	-	-	-	-	-	-	1	▲	1
Probates/Wills & Trusts - Level 2	2024	-	3	1	1	-	1	-	-	-	-	-	-	6	50%	6
	2023	-	2	-	1	1	-	-	1	-	-	-	1	4	▲	6
Protective Orders	2024	-	1	-	1	-	-	-	-	-	-	-	-	2	2	2
	2023	-	-	-	-	-	-	-	-	-	-	-	3	0	↔	3
Uncontested Divorce	2024	8	8	11	5	6	4	-	-	-	-	-	-	42	5%	42
	2023	3	4	15	8	7	3	4	4	7	5	10	3	40	▲	73

This report reflects data in the case management system. Numbers will update accordingly as reports are refreshed and posted.

Dashboard		Monthly Filings Summary		Jan --- Jun Filings	
<p>Court: Surry Circuit Start/End Date: Jan-23 / Jun-24 2023 Average Month: 31 Jan-Jun 2023: 185 Filings Trending: ▼</p>	<p>Circuit/Court ID: 6 206181 Type of Case: Filings 2024 Average Month: 23 Jan-Jun 2024 : 137 Overall AVG. Month: 28</p>				

Filings by Division																
Divisions		Jan	Feb	Mar	Apr	May	Jun	Jul	Aug	Sep	Oct	Nov	Dec	Thru Jun	% Change	Total
Total	2024	17	18	31	29	24	18	-	-	-	-	-	-	137	-26%	137
	2023	37	22	33	39	27	27	22	26	22	41	23	54	185	▼	373
Civil	2024	1	2	6	4	2	3	-	-	-	-	-	-	18	0%	18
	2023	3	-	3	6	3	3	2	3	3	3	1	2	18	↔	32
Criminal	2024	-	1	2	-	2	1	-	-	-	-	-	-	6	-83%	6
	2023	2	8	8	2	8	7	3	9	4	21	1	30	35	▼	103
Concealed Handgun Permits	2024	14	14	14	21	15	14	-	-	-	-	-	-	92	-16%	92
	2023	28	12	20	27	12	11	12	11	13	13	12	16	110	▼	187
Miscellaneous/ Other	2024	2	1	9	4	5	-	-	-	-	-	-	-	21	-5%	21
	2023	4	2	2	4	4	6	5	3	2	4	9	6	22	▼	51

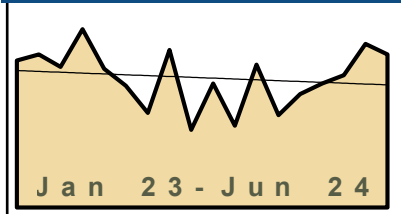
Filings by Case Category																
Case Categories		Jan	Feb	Mar	Apr	May	Jun	Jul	Aug	Sep	Oct	Nov	Dec	Thru Jun	% Change	Total
Administrative Law	2024	-	-	-	1	-	-	-	-	-	-	-	-	1	1	1
	2023	-	-	-	-	-	-	-	-	-	-	-	-	0	↔	0
Contested Divorce	2024	-	-	1	-	-	-	-	-	-	-	-	-	1	1	1
	2023	-	-	-	-	-	-	-	-	-	1	-	-	0	↔	1
Domestic and Family - Level 1	2024	-	-	-	-	1	1	-	-	-	-	-	-	2	0%	2
	2023	-	-	2	-	-	-	-	1	-	1	-	1	2	↔	5
Domestic and Family - Level 2	2024	-	-	1	2	1	-	-	-	-	-	-	-	4	300%	4
	2023	-	-	-	-	-	1	-	-	-	-	-	-	1	▲	1
Felonies and Related Matters	2024	-	-	1	-	2	-	-	-	-	-	-	-	3	-88%	3
	2023	2	7	6	-	7	4	-	4	1	15	-	27	26	▼	73
General Civil - Level 1	2024	-	-	1	-	-	-	-	-	-	-	-	-	1	1	1
	2023	-	-	-	-	-	-	-	-	-	-	-	-	0	↔	0
General Civil - Level 2	2024	-	2	5	1	1	-	-	-	-	-	-	-	9	29%	9
	2023	1	-	1	4	-	1	1	-	-	-	-	1	7	▲	9
General Civil - Level 3	2024	-	-	1	1	-	-	-	-	-	-	-	-	2	-60%	2
	2023	1	-	-	2	1	1	-	1	-	1	1	1	5	▼	9
Miscellaneous Civil	2024	16	15	18	23	19	14	-	-	-	-	-	-	105	-18%	105
	2023	31	14	22	29	15	17	17	13	15	17	20	22	128	▼	232
Misdemeanor	2024	-	-	1	-	-	1	-	-	-	-	-	-	2	-75%	2
	2023	-	1	2	1	1	3	3	4	3	6	1	2	8	▼	27
Other	2024	-	-	-	1	-	-	-	-	-	-	-	-	1	0%	1
	2023	-	-	-	1	-	-	-	-	-	-	-	-	1	↔	1
Other Criminally Related Matters	2024	-	1	-	-	-	-	-	-	-	-	-	-	1	0%	1
	2023	-	-	-	1	-	-	-	1	-	-	-	1	1	↔	3
Probates/Wills & Trusts - Level 2	2024	-	-	1	-	-	1	-	-	-	-	-	-	2	100%	2
	2023	1	-	-	-	-	-	-	-	-	-	-	-	1	▲	1
Protective Orders	2024	-	-	-	-	-	-	-	-	-	-	-	-	0	0	0
	2023	-	-	-	-	-	-	-	1	-	-	-	-	0	↔	1
Uncontested Divorce	2024	1	-	1	-	-	1	-	-	-	-	-	-	3	-40%	3
	2023	1	-	-	1	3	-	1	1	3	-	-	-	5	▼	10

Dashboard

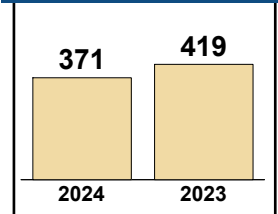
Court: Sussex Circuit
Start/End Date: Jan-23 / Jun-24
2023 Average Month: 62
Jan-Jun 2023: 419
Filings Trending: ▼

Circuit/Court ID: 6 206183
Type of Case: Filings
2024 Average Month: 62
Jan-Jun 2024 : 371
Overall AVG. Month: 62

Monthly Filings Summary



Jan --- Jun Filings



Filings by Division

Divisions	Year	Jan	Feb	Mar	Apr	May	Jun	Jul	Aug	Sep	Oct	Nov	Dec	Thru Jun	% Change	Total
Total	2024	44	54	59	63	78	73	-	-	-	-	-	-	371	-11%	371
	2023	70	73	67	85	66	58	45	75	37	59	39	68	419	▼	742
Civil	2024	4	1	7	5	4	6	-	-	-	-	-	-	27	-21%	27
	2023	4	1	6	8	12	3	3	2	4	7	1	4	34	▼	55
Criminal	2024	21	29	21	29	52	37	-	-	-	-	-	-	189	-18%	189
	2023	31	50	32	56	28	34	27	48	17	32	5	38	231	▼	398
Concealed Handgun Permits	2024	16	18	16	20	17	13	-	-	-	-	-	-	100	-15%	100
	2023	26	18	22	15	21	16	9	20	11	16	26	19	118	▼	219
Miscellaneous/ Other	2024	3	6	15	9	5	17	-	-	-	-	-	-	55	53%	55
	2023	9	4	7	6	5	5	6	5	5	4	7	7	36	▲	70

Filings by Case Category



Case Categories	Year	Jan	Feb	Mar	Apr	May	Jun	Jul	Aug	Sep	Oct	Nov	Dec	Thru Jun	% Change	Total
Administrative Law	2024	-	-	-	-	-	-	-	-	-	-	-	-	0	0	0
	2023	-	-	-	-	-	-	-	1	-	-	-	-	0	↔	1
Contested Divorce	2024	2	-	1	-	-	-	-	-	-	-	-	-	3	50%	3
	2023	-	-	1	1	-	-	2	-	-	2	-	1	2	▲	7
Domestic and Family - Level 1	2024	-	-	-	-	-	-	-	-	-	-	-	-	0	-100%	0
	2023	1	-	-	-	-	-	-	-	2	3	-	-	1	▼	6
Domestic and Family - Level 2	2024	-	-	-	-	-	-	-	-	-	-	-	-	0	-100%	0
	2023	-	-	-	-	2	-	-	-	-	-	-	-	2	▼	2
Felonies and Related Matters	2024	18	13	14	16	48	15	-	-	-	-	-	-	124	-19%	124
	2023	26	26	21	43	18	19	25	35	13	20	3	17	153	▼	266
General Civil - Level 1	2024	-	-	1	-	1	2	-	-	-	-	-	-	4	4	4
	2023	-	-	-	-	-	-	1	-	-	-	-	-	0	↔	1
General Civil - Level 2	2024	-	-	5	2	2	11	-	-	-	-	-	-	20	25%	20
	2023	1	-	4	4	4	3	1	-	-	2	-	-	16	▲	19
General Civil - Level 3	2024	1	2	3	-	2	7	-	-	-	-	-	-	15	275%	15
	2023	2	-	2	-	-	-	1	1	1	-	1	1	4	▲	9
Miscellaneous Civil	2024	19	23	26	28	19	14	-	-	-	-	-	-	129	-14%	129
	2023	34	22	29	19	26	20	13	24	16	18	33	25	150	▼	279
Misdemeanor	2024	3	7	4	3	2	12	-	-	-	-	-	-	31	-50%	31
	2023	3	15	11	14	6	13	1	7	3	5	1	16	62	▼	95
Other	2024	-	-	-	1	-	1	-	-	-	-	-	-	2	0%	2
	2023	-	1	-	-	1	-	-	-	-	-	-	-	2	↔	2
Other Criminally Related Matters	2024	-	9	3	10	2	10	-	-	-	-	-	-	34	100%	34
	2023	2	9	-	-	4	2	1	6	1	7	1	5	17	▲	38
Probates/Wills & Trusts - Level 2	2024	-	-	-	-	-	-	-	-	-	-	-	-	0	0	0
	2023	-	-	-	-	-	-	1	-	-	-	-	1	0	↔	2
Uncontested Divorce	2024	1	-	2	3	2	1	-	-	-	-	-	-	9	-10%	9
	2023	1	-	1	2	5	1	-	-	1	2	-	2	10	▼	15

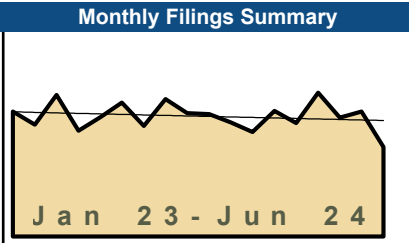
Dashboard	Monthly Filings Summary	Jan --- Jun Filings
<p>Court: Hopewell Circuit Start/End Date: Jan-23 / Jun-24 2023 Average Month: 129 Jan-Jun 2023: 768 Filings Trending: ▲</p> <p>Circuit/Court ID: 6 206670 Type of Case: Filings 2024 Average Month: 140 Jan-Jun 2024 : 842 Overall AVG. Month: 133</p>	<p>Jan 23 - Jun 24</p>	<p>842 (2024) vs 768 (2023)</p>

Filings by Division																
Divisions		Jan	Feb	Mar	Apr	May	Jun	Jul	Aug	Sep	Oct	Nov	Dec	Thru Jun	% Change	Total
Total	2024	127	176	133	99	155	152	-	-	-	-	-	-	842	10%	842
	2023	103	111	160	131	116	147	102	134	120	139	126	159	768	▲	1,548
Civil	2024	23	20	12	14	24	12	-	-	-	-	-	-	105	3%	105
	2023	10	20	14	14	30	14	15	30	21	8	21	18	102	▲	215
Criminal	2024	57	105	71	48	84	108	-	-	-	-	-	-	473	21%	473
	2023	45	40	90	65	50	100	65	62	72	95	84	113	390	▲	881
Concealed Handgun Permits	2024	43	36	37	23	32	16	-	-	-	-	-	-	187	-8%	187
	2023	37	36	34	45	30	21	14	28	22	25	15	21	203	▼	328
Miscellaneous/Other	2024	4	15	13	14	15	15	-	-	-	-	-	-	76	7%	76
	2023	10	15	22	7	5	12	8	14	5	11	6	6	71	▲	121
Others	2024	-	-	-	-	-	1	-	-	-	-	-	-	1	-50%	1
	2023	1	-	-	-	1	-	-	-	-	-	-	1	2	▼	3

Filings by Case Category																
Case Categories		Jan	Feb	Mar	Apr	May	Jun	Jul	Aug	Sep	Oct	Nov	Dec	Thru Jun	% Change	Total
Capital Murder	2024	1	-	-	-	-	1	-	-	-	-	-	-	2	2	2
	2023	-	-	-	-	-	-	-	-	-	-	-	-	0	↔	0
Contested Divorce	2024	1	-	3	1	-	3	-	-	-	-	-	-	8	33%	8
	2023	1	-	-	2	3	-	1	6	2	-	1	-	6	▲	16
Domestic and Family - Level 1	2024	3	-	1	-	11	-	-	-	-	-	-	-	15	-17%	15
	2023	3	-	1	2	9	3	5	7	4	-	4	2	18	▼	40
Domestic and Family - Level 2	2024	-	2	-	2	-	-	-	-	-	-	-	-	4	-60%	4
	2023	1	2	2	3	-	2	2	1	2	-	4	1	10	▼	20
Felonies and Related Matters	2024	36	63	39	33	51	90	-	-	-	-	-	-	312	15%	312
	2023	34	33	67	52	27	58	39	48	52	70	64	65	271	▲	609
General Civil - Level 1	2024	-	1	1	-	-	-	-	-	-	-	-	-	2	-33%	2
	2023	-	1	-	-	1	1	-	1	1	-	-	-	3	▼	5
General Civil - Level 2	2024	5	5	2	3	4	1	-	-	-	-	-	-	20	25%	20
	2023	2	6	2	1	4	1	3	3	3	3	2	2	16	▲	32
General Civil - Level 3	2024	10	6	2	3	2	2	-	-	-	-	-	-	25	67%	25
	2023	1	3	4	1	6	-	2	4	5	3	7	6	15	▲	42
Miscellaneous Civil	2024	47	51	50	37	47	31	-	-	-	-	-	-	263	-3%	263
	2023	47	50	54	52	35	33	22	42	26	33	20	27	271	▼	441
Misdemeanor	2024	19	41	22	14	31	17	-	-	-	-	-	-	144	30%	144
	2023	11	6	20	10	22	42	21	10	17	23	18	48	111	▲	248
Other	2024	1	1	2	-	-	1	-	-	-	-	-	-	5	-38%	5
	2023	2	3	-	-	2	1	-	1	-	-	-	1	8	▼	10
Other Criminally Related Matters	2024	2	2	10	1	2	-	-	-	-	-	-	-	17	113%	17
	2023	-	1	3	3	1	-	5	4	3	2	2	5	8	▲	29
Probates/Wills & Trusts - Level 2	2024	1	-	-	2	1	1	-	-	-	-	-	-	5	150%	5
	2023	1	-	-	-	1	-	1	-	-	1	-	-	2	▲	4
Protective Orders	2024	-	-	-	2	-	-	-	-	-	-	-	-	2	-50%	2
	2023	-	2	1	-	1	-	-	1	1	2	-	-	4	▼	8
Uncontested Divorce	2024	1	4	1	1	6	5	-	-	-	-	-	-	18	-28%	18
	2023	-	4	6	5	4	6	1	6	4	2	4	2	25	▼	44

This report reflects data in the case management system. Numbers will update accordingly as reports are refreshed and posted.

Dashboard	Monthly Filings Summary	Jan --- Jun Filings
Court: Newport News Circuit Start/End Date: Jan-23 / Jun-24 2023 Average Month: 921 Jan-Jun 2023: 5,619 Filings Trending: ▼	Circuit/Court ID: 7 207700 Type of Case: Filings 2024 Average Month: 910 Jan-Jun 2024 : 5,459 Overall AVG. Month: 917	<div style="display: flex; justify-content: space-around;"> <div style="text-align: center;"> <p>5,459</p>  <p>2024</p> </div> <div style="text-align: center;"> <p>5,619</p>  <p>2023</p> </div> </div>



Filings by Division																
Divisions		Jan	Feb	Mar	Apr	May	Jun	Jul	Aug	Sep	Oct	Nov	Dec	Thru Jun	% Change	Total
Total	2024	958	864	1,096	905	953	683	-	-	-	-	-	-	5,459	-3%	5,459
	2023	953	852	1,078	807	908	1,021	844	1,048	941	932	870	796	5,619	▼	11,050
Civil	2024	164	108	163	121	124	134	-	-	-	-	-	-	814	-9%	814
	2023	125	119	179	153	133	184	132	153	128	161	116	96	893	▼	1,679
Criminal	2024	357	355	408	326	511	297	-	-	-	-	-	-	2,254	5%	2,254
	2023	405	335	371	263	374	393	360	415	382	360	365	379	2,141	▲	4,402
Concealed Handgun Permits	2024	225	210	204	233	212	164	-	-	-	-	-	-	1,248	-11%	1,248
	2023	270	238	287	226	184	200	168	205	189	176	158	156	1,405	▼	2,457
Miscellaneous/ Other	2024	208	191	317	223	106	86	-	-	-	-	-	-	1,131	-4%	1,131
	2023	151	160	239	165	216	243	183	275	240	234	229	165	1,174	▼	2,500
Others	2024	4	-	4	2	-	2	-	-	-	-	-	-	12	100%	12
	2023	2	-	2	-	1	1	1	-	2	1	2	-	6	▲	12

Filings by Case Category																
Case Categories		Jan	Feb	Mar	Apr	May	Jun	Jul	Aug	Sep	Oct	Nov	Dec	Thru Jun	% Change	Total
Administrative Law	2024	1	-	-	1	-	1	-	-	-	-	-	-	3	0%	3
	2023	1	-	-	1	1	-	1	-	-	1	-	-	3	↔	5
Capital Murder	2024	-	-	-	-	-	-	-	-	-	-	-	-	0	-100%	0
	2023	1	-	-	-	-	-	-	-	-	-	-	-	1	▼	1
Contested Divorce	2024	15	13	21	12	9	16	-	-	-	-	-	-	86	-10%	86
	2023	10	18	23	13	19	13	14	13	13	17	11	11	96	▼	175
Domestic and Family - Level 1	2024	33	2	15	6	10	15	-	-	-	-	-	-	81	-42%	81
	2023	14	17	35	19	19	36	22	11	18	40	11	4	140	▼	246
Domestic and Family - Level 2	2024	2	5	6	3	5	9	-	-	-	-	-	-	30	-35%	30
	2023	9	8	4	7	6	12	12	11	1	11	6	3	46	▼	90
Felonies and Related Matters	2024	176	156	235	149	215	133	-	-	-	-	-	-	1,064	-2%	1,064
	2023	215	185	204	137	171	176	190	199	187	163	173	190	1,088	▼	2,190
General Civil - Level 1	2024	3	2	5	2	7	4	-	-	-	-	-	-	23	-12%	23
	2023	3	8	5	4	2	4	1	6	3	7	2	-	26	▼	45
General Civil - Level 2	2024	45	32	46	34	39	33	-	-	-	-	-	-	229	27%	229
	2023	21	28	31	37	21	42	35	36	43	34	29	24	180	▲	381
General Civil - Level 3	2024	44	20	43	47	18	29	-	-	-	-	-	-	201	4%	201
	2023	32	28	38	34	31	30	18	17	37	28	34	32	193	▲	359
Miscellaneous Civil	2024	357	353	436	382	302	218	-	-	-	-	-	-	2,048	-2%	2,048
	2023	342	337	407	330	325	358	293	406	335	316	307	281	2,099	▼	4,037
Misdemeanor	2024	88	90	127	94	130	94	-	-	-	-	-	-	623	10%	623
	2023	119	87	110	68	103	79	73	118	92	92	101	97	566	▲	1,139
Other	2024	63	43	53	46	17	17	-	-	-	-	-	-	239	-37%	239
	2023	66	43	97	41	64	67	47	71	70	75	66	21	378	▼	728
Other Criminally Related Matters	2024	93	118	52	83	166	70	-	-	-	-	-	-	582	12%	582
	2023	87	64	59	66	101	143	100	112	112	108	92	92	520	▲	1,136
Probates/Wills & Trusts - Level 1	2024	-	2	2	-	-	2	-	-	-	-	-	-	6	200%	6
	2023	1	-	-	-	-	1	2	1	2	2	-	-	2	▲	9
Probates/Wills & Trusts - Level 2	2024	6	3	8	9	10	6	-	-	-	-	-	-	42	5%	42
	2023	-	2	13	8	5	12	5	6	4	4	5	9	40	▲	73
Protective Orders	2024	-	-	2	-	-	-	-	-	-	-	-	-	2	2	2
	2023	-	-	-	-	-	-	-	-	-	-	-	-	0	↔	0
Uncontested Divorce	2024	32	25	45	37	25	36	-	-	-	-	-	-	200	-17%	200
	2023	32	27	52	42	40	48	31	41	24	34	33	32	241	▼	436


This report reflects data in the case management system. Numbers will update accordingly as reports are refreshed and posted.

CPSS-CCMS-10.01 CASELOAD STATISTICS OF THE CIRCUIT COURTS

Hampton

January 2023 -- June 2024 Filings

Alexandria and Fairfax Circuit are not Included in State Totals

Dashboard	Monthly Filings Summary	Jan --- Jun Filings
<p>Court: Hampton Circuit Start/End Date: Jan-23 / Jun-24 2023 Average Month: 713 Jan-Jun 2023: 4,364 Filings Trending: ▲</p>	<p>Circuit/Court ID: 8 208650 Type of Case: Filings 2024 Average Month: 757 Jan-Jun 2024 : 4,544 Overall AVG. Month: 728</p>	 <p style="text-align: center;">Jan 23 - Jun 24</p>
		<div style="display: flex; justify-content: space-around;"> <div style="text-align: center;"> <p>4,544</p> <div style="width: 40px; height: 40px; background-color: #f0e68c; margin: 0 auto;"></div> <p>2024</p> </div> <div style="text-align: center;"> <p>4,364</p> <div style="width: 40px; height: 40px; background-color: #f0e68c; margin: 0 auto;"></div> <p>2023</p> </div> </div>

Filings by Division																
Divisions		Jan	Feb	Mar	Apr	May	Jun	Jul	Aug	Sep	Oct	Nov	Dec	Thru Jun	% Change	Total
Total	2024	715	705	852	765	821	686	-	-	-	-	-	-	4,544	4%	4,544
	2023	625	631	921	664	816	707	756	776	697	803	632	533	4,364	▲	8,561
Civil	2024	109	109	117	120	185	139	-	-	-	-	-	-	779	0%	779
	2023	106	109	181	117	159	107	112	166	127	107	120	98	779	↔	1,509
Criminal	2024	291	293	384	341	346	298	-	-	-	-	-	-	1,953	18%	1,953
	2023	208	212	354	246	302	336	350	297	325	434	288	231	1,658	▲	3,583
Concealed Handgun Permits	2024	203	185	209	175	152	131	-	-	-	-	-	-	1,055	-10%	1,055
	2023	227	188	238	185	192	137	176	176	141	141	141	110	1,167	▼	2,052
Miscellaneous/ Other	2024	112	117	142	129	138	118	-	-	-	-	-	-	756	0%	756
	2023	84	121	147	116	163	126	118	135	103	120	82	94	757	▼	1,409
Others	2024	-	1	-	-	-	-	-	-	-	-	-	-	1	-67%	1
	2023	-	1	1	-	-	1	-	2	1	1	1	-	3	▼	8

Filings by Case Category																
Case Categories		Jan	Feb	Mar	Apr	May	Jun	Jul	Aug	Sep	Oct	Nov	Dec	Thru Jun	% Change	Total
Administrative Law	2024	-	-	-	2	1	-	-	-	-	-	-	-	3	50%	3
	2023	1	-	-	1	-	-	-	-	-	-	1	1	2	▲	4
Capital Murder	2024	1	-	1	-	-	-	-	-	-	-	-	-	2	2	2
	2023	-	-	-	-	-	-	-	-	1	-	-	-	0	↔	1
Contested Divorce	2024	13	19	12	11	6	10	-	-	-	-	-	-	71	-14%	71
	2023	8	12	17	18	18	10	12	25	15	16	11	3	83	▼	165
Domestic and Family - Level 1	2024	22	17	16	13	54	20	-	-	-	-	-	-	142	61%	142
	2023	12	4	25	18	12	17	4	9	25	10	20	9	88	▲	165
Domestic and Family - Level 2	2024	3	2	2	3	4	1	-	-	-	-	-	-	15	-12%	15
	2023	3	1	7	-	-	6	5	5	4	2	2	2	17	▼	37
Felonies and Related Matters	2024	133	130	133	169	155	124	-	-	-	-	-	-	844	11%	844
	2023	112	80	186	119	144	122	170	128	148	138	128	92	763	▲	1,567
General Civil - Level 1	2024	1	-	1	2	2	-	-	-	-	-	-	-	6	-14%	6
	2023	1	1	1	1	2	1	-	1	-	1	1	-	7	▼	10
General Civil - Level 2	2024	21	20	23	28	41	38	-	-	-	-	-	-	171	-2%	171
	2023	39	22	38	26	29	21	25	33	29	23	28	24	175	▼	337
General Civil - Level 3	2024	14	9	17	13	23	16	-	-	-	-	-	-	92	-30%	92
	2023	13	25	23	21	36	14	18	38	17	21	10	17	132	▼	253
Miscellaneous Civil	2024	256	232	282	236	221	197	-	-	-	-	-	-	1,424	-8%	1,424
	2023	267	239	299	246	297	196	231	244	190	199	190	151	1,544	▼	2,749
Misdemeanor	2024	93	80	157	89	98	73	-	-	-	-	-	-	590	26%	590
	2023	52	88	94	77	74	83	74	101	93	129	112	53	468	▲	1,030
Other	2024	56	72	68	72	71	53	-	-	-	-	-	-	392	4%	392
	2023	41	70	84	58	59	66	60	69	53	61	42	53	378	▲	716
Other Criminally Related Matters	2024	82	87	102	84	99	115	-	-	-	-	-	-	569	17%	569
	2023	47	57	95	53	100	135	128	85	90	174	50	93	487	▲	1,107
Probates/Wills & Trusts - Level 1	2024	1	-	-	-	1	-	-	-	-	-	-	-	2	-33%	2
	2023	-	-	-	1	2	-	-	-	1	1	1	1	3	▼	7
Probates/Wills & Trusts - Level 2	2024	3	5	4	7	9	2	-	-	-	-	-	-	30	-14%	30
	2023	6	4	4	5	9	7	2	13	4	7	8	5	35	▼	74
Protective Orders	2024	-	-	-	-	-	2	-	-	-	-	-	-	2	2	2
	2023	-	-	-	-	-	-	-	-	-	-	-	1	0	↔	1
Uncontested Divorce	2024	16	32	34	36	36	35	-	-	-	-	-	-	189	4%	189
	2023	23	28	48	20	34	29	27	25	27	20	29	28	182	▲	338

This report reflects data in the case management system. Numbers will update accordingly as reports are refreshed and posted.

Dashboard	Monthly Filings Summary	Jan --- Jun Filings
<p>Court: Charles City Circuit Start/End Date: Jan-23 / Jun-24 2023 Average Month: 33 Jan-Jun 2023: 216 Filings Trending: ▼</p> <p>Circuit/Court ID: 9 209036 Type of Case: Filings 2024 Average Month: 31 Jan-Jun 2024 : 187 Overall AVG. Month: 32</p>	<p>Jan 23 - Jun 24</p>	<p>2024: 187 2023: 216</p>

Filings by Division																
Divisions		Jan	Feb	Mar	Apr	May	Jun	Jul	Aug	Sep	Oct	Nov	Dec	Thru Jun	% Change	Total
Total	2024	37	29	29	31	25	36	-	-	-	-	-	-	187	-13%	187
	2023	32	36	43	35	33	37	23	22	22	32	35	40	216	▼	390
Civil	2024	6	2	5	1	3	1	-	-	-	-	-	-	18	-18%	18
	2023	2	1	5	4	6	4	4	2	2	4	4	7	22	▼	45
Criminal	2024	2	3	4	6	9	19	-	-	-	-	-	-	43	-17%	43
	2023	5	4	5	14	6	18	4	5	4	4	7	7	52	▼	83
Concealed Handgun Permits	2024	23	15	12	20	5	11	-	-	-	-	-	-	86	-22%	86
	2023	21	25	24	15	15	10	12	9	7	16	9	15	110	▼	178
Miscellaneous/ Other	2024	6	9	8	4	8	5	-	-	-	-	-	-	40	25%	40
	2023	4	6	9	2	6	5	3	6	9	8	15	11	32	▲	84

Filings by Case Category																
Case Categories		Jan	Feb	Mar	Apr	May	Jun	Jul	Aug	Sep	Oct	Nov	Dec	Thru Jun	% Change	Total
Administrative Law	2024	-	-	-	-	-	-	-	-	-	-	-	-	0	0	0
	2023	-	-	-	-	-	-	-	1	-	1	-	-	0	↔	2
Capital Murder	2024	-	-	-	-	-	-	-	-	-	-	-	-	0	-100%	0
	2023	-	-	-	-	-	1	-	-	-	-	-	-	1	▼	1
Contested Divorce	2024	1	-	-	1	-	-	-	-	-	-	-	-	2	0%	2
	2023	-	-	1	-	1	-	-	1	1	-	-	-	2	↔	4
Domestic and Family - Level 1	2024	-	-	-	-	1	-	-	-	-	-	-	-	1	0%	1
	2023	-	-	-	1	-	-	-	-	-	1	-	-	1	↔	2
Domestic and Family - Level 2	2024	-	-	-	-	1	-	-	-	-	-	-	-	1	-50%	1
	2023	-	-	1	1	-	-	-	-	-	-	-	1	2	▼	3
Felonies and Related Matters	2024	-	2	2	1	5	3	-	-	-	-	-	-	13	-71%	13
	2023	3	4	5	13	3	17	3	2	4	2	1	4	45	▼	61
General Civil - Level 1	2024	1	-	-	-	1	-	-	-	-	-	-	-	2	100%	2
	2023	-	-	-	-	1	-	-	-	-	-	-	-	1	▲	1
General Civil - Level 2	2024	4	1	-	-	-	-	-	-	-	-	-	-	5	-44%	5
	2023	1	1	1	1	3	2	3	-	1	1	-	3	9	▼	17
General Civil - Level 3	2024	-	-	2	-	-	-	-	-	-	-	-	-	2	100%	2
	2023	-	1	-	-	-	-	1	-	-	1	-	1	1	▲	4
Miscellaneous Civil	2024	28	18	16	24	10	13	-	-	-	-	-	-	109	-19%	109
	2023	25	29	33	16	20	12	14	12	13	18	24	18	135	▼	234
Misdemeanor	2024	2	1	1	3	2	-	-	-	-	-	-	-	9	125%	9
	2023	1	-	-	1	2	-	1	3	-	2	2	3	4	▲	15
Other	2024	1	6	4	-	2	4	-	-	-	-	-	-	17	183%	17
	2023	-	1	-	1	1	3	1	3	2	6	-	8	6	▲	26
Other Criminally Related Matters	2024	-	-	4	2	2	16	-	-	-	-	-	-	24	1,100%	24
	2023	1	-	-	-	1	-	-	-	-	-	4	-	2	▲	6
Probates/Wills & Trusts - Level 2	2024	-	1	-	-	-	-	-	-	-	-	-	-	1	0%	1
	2023	1	-	-	-	-	-	-	-	-	-	-	-	1	↔	1
Uncontested Divorce	2024	-	-	-	-	1	-	-	-	-	-	-	-	1	-83%	1
	2023	-	-	2	1	1	2	-	-	1	-	4	2	6	▼	13

Dashboard		Monthly Filings Summary		Jan --- Jun Filings	
<p>Court: Gloucester Circuit Start/End Date: Jan-23 / Jun-24 2023 Average Month: 273 Jan-Jun 2023: 1,824 Filings Trending: ▼</p>	<p>Circuit/Court ID: 9 209073 Type of Case: Filings 2024 Average Month: 228 Jan-Jun 2024 : 1,370 Overall AVG. Month: 258</p>				

Filings by Division																
Divisions		Jan	Feb	Mar	Apr	May	Jun	Jul	Aug	Sep	Oct	Nov	Dec	Thru Jun	% Change	Total
Total	2024	256	216	246	232	236	184	-	-	-	-	-	-	1,370	-25%	1,370
	2023	419	233	392	229	311	240	251	232	262	245	253	208	1,824	▼	3,275
Civil	2024	24	35	32	47	44	24	-	-	-	-	-	-	206	20%	206
	2023	31	27	32	28	25	28	16	47	39	31	29	39	171	▲	372
Criminal	2024	87	63	63	80	72	56	-	-	-	-	-	-	421	-33%	421
	2023	188	47	126	51	161	56	99	52	90	80	102	52	629	▼	1,104
Concealed Handgun Permits	2024	81	69	97	67	65	57	-	-	-	-	-	-	436	-30%	436
	2023	119	93	144	91	79	94	72	62	79	58	62	80	620	▼	1,033
Miscellaneous/ Other	2024	63	49	53	37	54	44	-	-	-	-	-	-	300	-26%	300
	2023	81	66	90	59	46	62	64	71	54	76	60	37	404	▼	766
Others	2024	1	-	1	1	1	3	-	-	-	-	-	-	7	7	7
	2023	-	-	-	-	-	-	-	-	-	-	-	-	0	↔	0

Filings by Case Category																
Case Categories		Jan	Feb	Mar	Apr	May	Jun	Jul	Aug	Sep	Oct	Nov	Dec	Thru Jun	% Change	Total
Administrative Law	2024	-	-	-	1	-	-	-	-	-	-	-	-	1	1	1
	2023	-	-	-	-	-	-	-	-	-	-	-	-	0	↔	0
Contested Divorce	2024	5	9	2	6	5	4	-	-	-	-	-	-	31	72%	31
	2023	5	5	2	3	3	-	2	5	2	2	5	5	18	▲	39
Domestic and Family - Level 1	2024	2	1	4	10	14	1	-	-	-	-	-	-	32	88%	32
	2023	1	2	6	4	-	4	4	5	2	7	2	10	17	▲	47
Domestic and Family - Level 2	2024	2	2	2	6	4	3	-	-	-	-	-	-	19	111%	19
	2023	2	1	2	-	3	1	-	6	6	4	1	3	9	▲	29
Felonies and Related Matters	2024	57	42	49	40	53	33	-	-	-	-	-	-	274	-42%	274
	2023	153	38	95	24	133	28	64	35	67	48	76	34	471	▼	795
General Civil - Level 1	2024	-	-	-	-	-	1	-	-	-	-	-	-	1	-67%	1
	2023	-	-	-	1	2	-	-	-	-	-	1	1	3	▼	5
General Civil - Level 2	2024	1	8	4	5	7	1	-	-	-	-	-	-	26	0%	26
	2023	4	3	5	4	4	6	1	7	11	5	2	6	26	↔	58
General Civil - Level 3	2024	4	3	4	3	3	2	-	-	-	-	-	-	19	-5%	19
	2023	4	4	5	3	1	3	-	11	4	1	6	7	20	▼	49
Miscellaneous Civil	2024	102	86	121	80	82	71	-	-	-	-	-	-	542	-27%	542
	2023	144	114	182	106	90	110	88	83	94	81	92	93	746	▼	1,277
Misdemeanor	2024	24	17	12	34	14	20	-	-	-	-	-	-	121	-14%	121
	2023	30	8	26	25	26	25	35	13	19	26	22	17	140	▼	272
Other	2024	42	31	29	26	35	33	-	-	-	-	-	-	196	-32%	196
	2023	60	47	50	46	37	47	49	48	39	52	31	23	287	▼	529
Other Criminally Related Matters	2024	6	5	2	7	5	3	-	-	-	-	-	-	28	27%	28
	2023	5	2	8	2	2	3	-	4	6	6	4	1	22	▲	43
Probates/Wills & Trusts - Level 1	2024	-	1	2	-	-	-	-	-	-	-	-	-	3	50%	3
	2023	-	-	-	2	-	-	1	-	-	-	-	-	2	▲	3
Probates/Wills & Trusts - Level 2	2024	2	2	2	3	2	-	-	-	-	-	-	-	11	120%	11
	2023	-	1	1	1	1	1	1	1	2	4	2	1	5	▲	16
Protective Orders	2024	1	-	-	-	-	1	-	-	-	-	-	-	2	2	2
	2023	-	-	-	-	-	-	-	-	-	-	-	-	0	↔	0
Uncontested Divorce	2024	8	9	13	11	12	11	-	-	-	-	-	-	64	10%	64
	2023	11	8	10	8	9	12	6	14	10	8	9	8	58	▲	113

CPSS-CCMS-10.01 CASELOAD STATISTICS OF THE CIRCUIT COURTS

King & Queen

January 2023 -- June 2024 Filings

Alexandria and Fairfax Circuit are not Included in State Totals

Dashboard		Monthly Filings Summary		Jan --- Jun Filings	
Court: King & Queen Circuit	Circuit/Court ID: 9 209097			<div style="display: flex; justify-content: space-around;"> <div style="text-align: center;"> <p>235</p> <p>2024</p> </div> <div style="text-align: center;"> <p>238</p> <p>2023</p> </div> </div>	
Start/End Date: Jan-23 / Jun-24	Type of Case: Filings				
2023 Average Month: 36	2024 Average Month: 39				
Jan-Jun 2023: 238	Jan-Jun 2024 : 235				
Filings Trending: ↔	Overall AVG. Month: 37				

Filings by Division																
Divisions		Jan	Feb	Mar	Apr	May	Jun	Jul	Aug	Sep	Oct	Nov	Dec	Thru Jun	% Change	Total
Total	2024	46	35	34	48	33	39	-	-	-	-	-	-	235	-1%	235
	2023	45	36	48	33	40	36	28	38	24	24	40	41	238	▼	433
Civil	2024	3	6	4	5	3	8	-	-	-	-	-	-	29	26%	29
	2023	1	7	4	5	4	2	4	6	6	4	4	1	23	▲	48
Criminal	2024	8	11	5	18	7	19	-	-	-	-	-	-	68	-8%	68
	2023	10	9	18	12	8	17	6	16	8	4	11	15	74	▼	134
Concealed Handgun Permits	2024	20	14	17	14	16	6	-	-	-	-	-	-	87	-17%	87
	2023	24	15	24	11	18	13	13	13	9	14	20	20	105	▼	194
Miscellaneous/ Other	2024	13	4	3	7	7	5	-	-	-	-	-	-	39	11%	39
	2023	9	5	2	5	10	4	5	3	1	2	5	5	35	▲	56
Others	2024	2	-	5	4	-	1	-	-	-	-	-	-	12	1,100%	12
	2023	1	-	-	-	-	-	-	-	-	-	-	-	1	▲	1

Filings by Case Category																
Case Categories		Jan	Feb	Mar	Apr	May	Jun	Jul	Aug	Sep	Oct	Nov	Dec	Thru Jun	% Change	Total
Administrative Law	2024	-	-	-	-	-	-	-	-	-	-	-	-	0	-100%	0
	2023	-	-	-	1	-	-	-	-	-	-	-	-	1	▼	1
Contested Divorce	2024	-	1	-	-	-	-	-	-	-	-	-	-	1	1	1
	2023	-	-	-	-	-	-	2	-	-	-	1	-	0	↔	3
Domestic and Family - Level 1	2024	-	1	3	-	-	2	-	-	-	-	-	-	6	50%	6
	2023	1	1	1	-	-	1	1	-	-	-	-	-	4	▲	5
Domestic and Family - Level 2	2024	1	3	-	-	1	3	-	-	-	-	-	-	8	300%	8
	2023	-	1	-	-	1	-	-	2	4	-	-	-	2	▲	8
Felonies and Related Matters	2024	7	8	2	11	5	13	-	-	-	-	-	-	46	2%	46
	2023	5	5	10	8	5	12	1	13	5	4	7	9	45	▲	84
General Civil - Level 1	2024	1	-	-	-	-	-	-	-	-	-	-	-	1	0%	1
	2023	-	-	-	-	1	-	-	1	-	-	-	-	1	↔	2
General Civil - Level 2	2024	4	1	1	1	1	1	-	-	-	-	-	-	9	29%	9
	2023	-	3	1	1	1	1	-	2	1	1	2	-	7	▲	13
General Civil - Level 3	2024	2	1	-	-	-	-	-	-	-	-	-	-	3	-25%	3
	2023	-	1	-	1	-	2	-	-	-	3	-	-	4	▼	7
Miscellaneous Civil	2024	20	16	18	21	21	11	-	-	-	-	-	-	107	-21%	107
	2023	31	20	26	16	28	15	17	15	10	15	24	25	136	▼	242
Misdemeanor	2024	1	1	3	7	2	3	-	-	-	-	-	-	17	-15%	17
	2023	5	1	5	2	2	5	3	3	2	-	2	5	20	▼	35
Other	2024	10	-	7	6	1	1	-	-	-	-	-	-	25	1,150%	25
	2023	2	-	-	-	-	-	-	1	-	-	1	-	2	▲	4
Other Criminally Related Matters	2024	-	2	-	-	-	3	-	-	-	-	-	-	5	-44%	5
	2023	-	3	3	2	1	-	2	1	2	-	2	1	9	▼	17
Probates/Wills & Trusts - Level 2	2024	-	-	-	-	-	1	-	-	-	-	-	-	1	1	1
	2023	-	-	-	-	-	-	-	-	-	-	-	-	0	↔	0
Protective Orders	2024	-	-	-	1	-	-	-	-	-	-	-	-	1	1	1
	2023	-	-	-	-	-	-	-	-	-	1	-	1	0	↔	2
Uncontested Divorce	2024	-	1	-	1	2	1	-	-	-	-	-	-	5	-29%	5
	2023	1	1	2	2	1	-	2	-	-	-	1	-	7	▼	10

This report reflects data in the case management system. Numbers will update accordingly as reports are refreshed and posted.

CPSS-CCMS-10.01 CASELOAD STATISTICS OF THE CIRCUIT COURTS

King William

January 2023 -- June 2024 Filings

Alexandria and Fairfax Circuit are not Included in State Totals

Dashboard		Monthly Filings Summary		Jan --- Jun Filings		
Court: King William Circuit	Circuit/Court ID: 9 209101			547	529	
Start/End Date: Jan-23 / Jun-24	Type of Case: Filings				2024	2023
2023 Average Month: 93	2024 Average Month: 91					
Jan-Jun 2023: 529	Jan-Jun 2024 : 547					
Filings Trending: ▲	Overall AVG. Month: 92					

Filings by Division																
Divisions		Jan	Feb	Mar	Apr	May	Jun	Jul	Aug	Sep	Oct	Nov	Dec	Thru Jun	% Change	Total
Total	2024	85	105	115	97	68	77	-	-	-	-	-	-	547	3%	547
	2023	105	88	105	68	74	89	80	127	79	84	93	120	529	▲	1,112
Civil	2024	13	12	18	12	8	12	-	-	-	-	-	-	75	44%	75
	2023	10	6	7	4	12	13	10	19	11	7	10	8	52	▲	117
Criminal	2024	9	20	21	11	9	5	-	-	-	-	-	-	75	7%	75
	2023	4	13	21	8	1	23	18	48	13	9	31	10	70	▲	199
Concealed Handgun Permits	2024	45	50	48	46	29	35	-	-	-	-	-	-	253	-7%	253
	2023	62	45	52	34	41	38	32	38	28	43	39	33	272	▼	485
Miscellaneous/ Other	2024	18	22	28	28	22	25	-	-	-	-	-	-	143	7%	143
	2023	28	24	25	22	20	15	20	22	27	25	13	69	134	▲	310
Others	2024	-	1	-	-	-	-	-	-	-	-	-	-	1	0%	1
	2023	1	-	-	-	-	-	-	-	-	-	-	-	1	↔	1

Filings by Case Category																
Case Categories		Jan	Feb	Mar	Apr	May	Jun	Jul	Aug	Sep	Oct	Nov	Dec	Thru Jun	% Change	Total
Administrative Law	2024	-	-	2	-	-	-	-	-	-	-	-	-	2	100%	2
	2023	-	1	-	-	-	-	-	-	-	-	-	-	1	▲	1
Contested Divorce	2024	1	1	2	-	-	-	-	-	-	-	-	-	4	-56%	4
	2023	2	1	1	1	2	2	-	2	2	-	-	1	9	▼	14
Domestic and Family - Level 1	2024	-	2	2	1	4	1	-	-	-	-	-	-	10	100%	10
	2023	-	-	1	1	3	-	1	1	1	-	2	1	5	▲	11
Domestic and Family - Level 2	2024	-	2	1	3	-	2	-	-	-	-	-	-	8	700%	8
	2023	-	-	1	-	-	-	2	2	-	-	-	1	1	▲	6
Felonies and Related Matters	2024	6	7	11	5	5	2	-	-	-	-	-	-	36	6%	36
	2023	2	7	13	2	1	9	9	36	9	5	22	4	34	▲	119
General Civil - Level 1	2024	-	-	-	-	-	-	-	-	-	-	-	-	0	-100%	0
	2023	1	-	-	-	-	-	-	-	-	-	-	-	1	▼	1
General Civil - Level 2	2024	2	1	2	2	2	-	-	-	-	-	-	-	9	80%	9
	2023	-	1	1	1	2	-	2	2	2	1	1	-	5	▲	13
General Civil - Level 3	2024	4	6	4	7	1	2	-	-	-	-	-	-	24	118%	24
	2023	1	-	1	1	-	8	5	6	3	4	2	3	11	▲	34
Miscellaneous Civil	2024	50	63	59	61	39	50	-	-	-	-	-	-	322	-2%	322
	2023	68	54	66	43	54	42	39	49	42	52	47	42	327	▼	598
Misdemeanor	2024	3	6	5	2	3	5	-	-	-	-	-	-	24	-17%	24
	2023	1	4	7	4	1	12	3	8	4	2	6	5	29	▼	57
Other	2024	13	10	18	12	10	10	-	-	-	-	-	-	73	-8%	73
	2023	24	15	10	12	7	11	12	11	13	15	6	60	79	▼	196
Other Criminally Related Matters	2024	-	7	5	4	1	1	-	-	-	-	-	-	18	125%	18
	2023	1	2	1	2	-	2	6	4	-	2	3	1	8	▲	24
Probates/Wills & Trusts - Level 2	2024	4	-	1	-	1	1	-	-	-	-	-	-	7	600%	7
	2023	-	-	-	-	1	-	-	-	-	-	-	-	1	▲	1
Uncontested Divorce	2024	2	-	3	-	2	3	-	-	-	-	-	-	10	-44%	10
	2023	5	3	3	1	3	3	1	6	3	3	4	2	18	▼	37

This report reflects data in the case management system. Numbers will update accordingly as reports are refreshed and posted.

Dashboard		Monthly Filings Summary		Jan --- Jun Filings					
<p>Court: Mathews Circuit Start/End Date: Jan-23 / Jun-24 2023 Average Month: 41 Jan-Jun 2023: 211 Filings Trending: ▲</p>	<p>Circuit/Court ID: 9 209115 Type of Case: Filings 2024 Average Month:45 Jan-Jun 2024 : 267 Overall AVG. Month: 42</p>			<table border="1" style="margin: auto;"> <tr> <td style="text-align: center;">267</td> <td style="text-align: center;">211</td> </tr> <tr> <td style="text-align: center;">2024</td> <td style="text-align: center;">2023</td> </tr> </table>		267	211	2024	2023
267	211								
2024	2023								

Filings by Division																
Divisions		Jan	Feb	Mar	Apr	May	Jun	Jul	Aug	Sep	Oct	Nov	Dec	Thru Jun	% Change	Total
Total	2024	41	49	66	33	48	30	-	-	-	-	-	-	267	27%	267
	2023	49	29	42	22	39	30	49	35	52	45	55	42	211	▲	489
Civil	2024	9	3	15	13	5	5	-	-	-	-	-	-	50	85%	50
	2023	5	-	9	2	5	6	10	11	9	10	13	8	27	▲	88
Criminal	2024	6	8	21	7	13	-	-	-	-	-	-	-	55	10%	55
	2023	14	9	12	-	8	7	15	1	19	7	22	5	50	▲	119
Concealed Handgun Permits	2024	22	32	23	8	24	16	-	-	-	-	-	-	125	25%	125
	2023	23	18	15	14	18	12	18	14	21	17	12	21	100	▲	203
Miscellaneous/ Other	2024	4	6	7	5	6	9	-	-	-	-	-	-	37	9%	37
	2023	7	2	6	6	8	5	6	9	3	11	8	8	34	▲	79

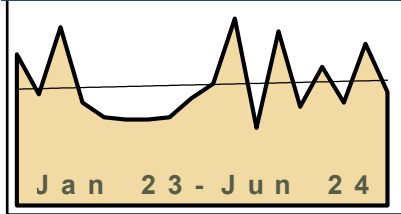
Filings by Case Category																
Case Categories		Jan	Feb	Mar	Apr	May	Jun	Jul	Aug	Sep	Oct	Nov	Dec	Thru Jun	% Change	Total
Administrative Law	2024	-	-	-	-	-	-	-	-	-	-	-	-	0	0	0
	2023	-	-	-	-	-	-	1	1	-	-	-	-	0	↔	2
Contested Divorce	2024	1	-	1	-	1	1	-	-	-	-	-	-	4	33%	4
	2023	1	-	1	1	-	-	-	1	3	1	2	-	3	▲	10
Domestic and Family - Level 1	2024	1	-	8	6	-	-	-	-	-	-	-	-	15	15	15
	2023	-	-	-	-	-	-	-	3	2	-	3	-	0	↔	8
Domestic and Family - Level 2	2024	-	1	-	1	-	2	-	-	-	-	-	-	4	4	4
	2023	-	-	-	-	-	-	1	1	-	-	-	2	0	↔	4
Felonies and Related Matters	2024	3	3	14	3	6	-	-	-	-	-	-	-	29	-6%	29
	2023	9	2	7	-	7	6	10	-	11	8	20	3	31	▼	83
General Civil - Level 2	2024	2	1	2	-	1	1	-	-	-	-	-	-	7	-22%	7
	2023	1	-	5	1	-	2	1	-	2	2	3	1	9	▼	18
General Civil - Level 3	2024	2	1	-	-	-	-	-	-	-	-	-	-	3	200%	3
	2023	1	-	-	-	-	-	3	2	-	2	2	4	1	▲	14
Miscellaneous Civil	2024	25	36	29	12	29	23	-	-	-	-	-	-	154	17%	154
	2023	29	20	21	20	26	16	23	23	23	27	17	29	132	▲	274
Misdemeanor	2024	3	5	6	4	8	-	-	-	-	-	-	-	26	100%	26
	2023	5	1	5	-	1	1	4	1	7	3	2	-	13	▲	30
Other	2024	1	1	1	1	-	2	-	-	-	-	-	-	6	100%	6
	2023	1	-	-	-	-	2	2	-	1	1	2	-	3	▲	9
Other Criminally Related Matters	2024	-	-	1	-	-	-	-	-	-	-	-	-	1	-83%	1
	2023	-	6	-	-	-	-	-	1	-	1	-	2	6	▼	10
Probates/Wills & Trusts - Level 2	2024	2	1	3	1	-	-	-	-	-	-	-	-	7	75%	7
	2023	1	-	-	-	3	-	-	2	1	-	1	-	4	▲	8
Protective Orders	2024	-	-	-	1	2	-	-	-	-	-	-	-	3	3	3
	2023	-	-	-	-	-	-	-	-	-	-	-	-	0	↔	0
Uncontested Divorce	2024	1	-	1	4	1	1	-	-	-	-	-	-	8	-11%	8
	2023	1	-	3	-	2	3	3	1	1	1	3	1	9	▼	19

Dashboard

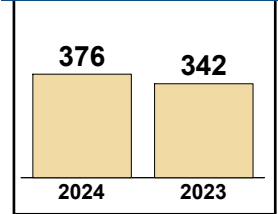
Court: Middlesex Circuit
Start/End Date: Jan-23 / Jun-24
2023 Average Month: 55
Jan-Jun 2023: 342
Filings Trending: ▲

Circuit/Court ID: 9 209119
Type of Case: Filings
2024 Average Month: 63
Jan-Jun 2024 : 376
Overall AVG. Month: 58

Monthly Filings Summary



Jan --- Jun Filings



Filings by Division

Divisions	Jan	Feb	Mar	Apr	May	Jun	Jul	Aug	Sep	Oct	Nov	Dec	Thru Jun	% Change	Total
Total	83	47	66	49	77	54	-	-	-	-	-	-	376	10%	376
Civil	13	13	9	15	2	14	-	-	-	-	-	-	66	40%	66
Criminal	24	13	15	2	46	22	-	-	-	-	-	-	122	31%	122
Concealed Handgun Permits	39	16	29	21	18	8	-	-	-	-	-	-	131	-21%	131
Miscellaneous/Other	6	5	12	10	10	8	-	-	-	-	-	-	51	46%	51
Others	1	-	1	1	1	2	-	-	-	-	-	-	6	500%	6

Filings by Case Category

Case Categories	Jan	Feb	Mar	Apr	May	Jun	Jul	Aug	Sep	Oct	Nov	Dec	Thru Jun	% Change	Total
Administrative Law	-	-	-	-	-	-	-	-	-	-	-	-	0	-100%	0
Contested Divorce	1	1	2	-	2	-	1	2	2	2	2	-	7	17%	7
Domestic and Family - Level 1	-	-	4	7	-	8	-	-	-	-	-	-	19	217%	19
Domestic and Family - Level 2	1	-	-	-	-	-	-	-	-	-	-	-	1	-50%	1
Felonies and Related Matters	11	8	10	-	27	10	-	-	-	-	-	-	66	6%	66
General Civil - Level 1	-	-	1	-	-	-	1	-	-	-	-	-	1	0%	1
General Civil - Level 2	9	1	3	-	1	1	-	-	-	-	-	-	15	200%	15
General Civil - Level 3	1	6	-	1	-	1	-	-	-	-	-	-	9	13%	9
Miscellaneous Civil	44	17	36	29	21	11	-	-	-	-	-	-	158	-18%	158
Misdemeanor	13	4	4	1	17	11	-	-	-	-	-	-	50	72%	50
Other	2	2	5	3	8	6	-	-	-	-	-	-	26	136%	26
Other Criminally Related Matters	-	1	1	1	2	1	-	-	-	-	-	-	6	100%	6
Probates/Wills & Trusts - Level 1	1	-	-	-	-	-	-	-	-	-	-	-	1	0%	1
Probates/Wills & Trusts - Level 2	-	2	-	3	-	-	-	-	-	-	-	-	5	150%	5
Protective Orders	-	-	-	-	-	-	-	-	-	-	-	-	0	0	0
Uncontested Divorce	1	4	2	1	1	3	-	-	-	-	-	-	12	0%	12

Dashboard		Monthly Filings Summary		Jan --- Jun Filings	
Court: New Kent Circuit	Circuit/Court ID: 9 209127				
Start/End Date: Jan-23 / Jun-24	Type of Case: Filings				
2023 Average Month: 172	2024 Average Month: 192				
Jan-Jun 2023: 968	Jan-Jun 2024 : 1,152				
Filings Trending: ▲	Overall AVG. Month: 178				

Filings by Division																
Divisions		Jan	Feb	Mar	Apr	May	Jun	Jul	Aug	Sep	Oct	Nov	Dec	Thru Jun	% Change	Total
Total	2024	214	211	215	171	200	141	-	-	-	-	-	-	1,152	19%	1,152
	2023	192	167	180	135	158	136	134	169	239	143	175	232	968	▲	2,060
Civil	2024	24	24	22	23	19	13	-	-	-	-	-	-	125	39%	125
	2023	14	13	20	16	16	11	11	15	25	9	16	8	90	▲	174
Criminal	2024	66	62	70	31	83	32	-	-	-	-	-	-	344	32%	344
	2023	57	35	45	29	47	47	37	66	119	31	55	45	260	▲	613
Concealed Handgun Permits	2024	72	77	68	61	49	45	-	-	-	-	-	-	372	2%	372
	2023	87	79	65	44	43	48	42	51	54	62	72	48	366	▲	695
Miscellaneous/ Other	2024	52	48	55	55	49	50	-	-	-	-	-	-	309	23%	309
	2023	34	40	50	46	51	30	44	37	41	41	32	130	251	▲	576
Others	2024	-	-	-	1	-	1	-	-	-	-	-	-	2	100%	2
	2023	-	-	-	-	1	-	-	-	-	-	-	1	1	▲	2

Filings by Case Category																
Case Categories		Jan	Feb	Mar	Apr	May	Jun	Jul	Aug	Sep	Oct	Nov	Dec	Thru Jun	% Change	Total
Administrative Law	2024	-	-	2	-	1	-	-	-	-	-	-	-	3	3	3
	2023	-	-	-	-	-	-	1	-	-	-	-	-	0	↔	1
Contested Divorce	2024	5	2	2	5	2	1	-	-	-	-	-	-	17	70%	17
	2023	3	-	5	1	-	1	-	-	2	-	3	2	10	▲	17
Domestic and Family - Level 1	2024	-	2	3	1	1	-	-	-	-	-	-	-	7	-30%	7
	2023	-	1	4	1	2	2	-	1	3	3	2	-	10	▼	19
Domestic and Family - Level 2	2024	-	3	1	-	-	-	-	-	-	-	-	-	4	-43%	4
	2023	-	4	1	-	2	-	-	1	8	-	4	-	7	▼	20
Felonies and Related Matters	2024	39	42	41	17	71	24	-	-	-	-	-	-	234	31%	234
	2023	42	25	29	20	29	33	23	55	95	17	20	27	178	▲	415
General Civil - Level 1	2024	-	-	-	-	-	-	1	-	-	-	-	-	0	-100%	0
	2023	-	1	-	-	-	1	3	-	-	-	-	-	2	▼	5
General Civil - Level 2	2024	2	-	4	7	7	2	-	-	-	-	-	-	22	10%	22
	2023	4	2	1	8	2	3	4	4	2	4	1	-	20	▲	35
General Civil - Level 3	2024	11	9	8	1	3	5	-	-	-	-	-	-	37	164%	37
	2023	3	3	2	2	3	1	1	4	2	1	2	4	14	▲	28
Miscellaneous Civil	2024	86	85	80	69	59	55	-	-	-	-	-	-	434	0%	434
	2023	99	90	76	56	60	52	53	61	63	70	81	55	433	▲	816
Misdemeanor	2024	16	16	19	10	10	5	-	-	-	-	-	-	76	12%	76
	2023	14	10	15	7	10	12	13	9	23	8	23	18	68	▲	162
Other	2024	38	40	41	46	40	41	-	-	-	-	-	-	246	32%	246
	2023	22	28	41	35	34	26	33	27	32	32	23	124	186	▲	457
Other Criminally Related Matters	2024	11	4	10	4	2	3	-	-	-	-	-	-	34	143%	34
	2023	1	-	1	2	8	2	1	2	3	6	12	-	14	▲	38
Probates/Wills & Trusts - Level 1	2024	1	-	-	1	-	-	-	-	-	-	-	-	2	2	2
	2023	-	-	-	-	-	-	-	-	-	-	-	-	0	↔	0
Probates/Wills & Trusts - Level 2	2024	1	1	1	-	-	1	-	-	-	-	-	-	4	300%	4
	2023	-	-	-	-	1	-	1	1	-	-	-	1	1	▲	4
Protective Orders	2024	-	1	-	4	3	-	-	-	-	-	-	-	8	8	8
	2023	-	-	-	-	-	-	-	-	2	-	-	-	0	↔	2
Uncontested Divorce	2024	4	6	3	6	1	4	-	-	-	-	-	-	24	-4%	24
	2023	4	3	5	3	7	3	1	4	4	2	4	1	25	▼	41

Dashboard	Monthly Filings Summary	Jan --- Jun Filings
<p>Court: York Circuit Start/End Date: Jan-23 / Jun-24 2023 Average Month: 349 Jan-Jun 2023: 2,337 Filings Trending: ▼</p>	<p>Circuit/Court ID: 9 209199 Type of Case: Filings 2024 Average Month: 297 Jan-Jun 2024 : 1,780 Overall AVG. Month: 331</p>	

Filings by Division																
Divisions		Jan	Feb	Mar	Apr	May	Jun	Jul	Aug	Sep	Oct	Nov	Dec	Thru Jun	% Change	Total
Total	2024	340	293	299	290	320	238	-	-	-	-	-	-	1,780	-24%	1,780
	2023	415	396	451	346	409	320	325	316	337	318	301	250	2,337	▼	4,184
Civil	2024	53	38	59	53	70	50	-	-	-	-	-	-	323	18%	323
	2023	24	45	47	45	62	51	33	46	45	53	49	37	274	▲	537
Criminal	2024	76	80	62	88	102	68	-	-	-	-	-	-	476	-32%	476
	2023	105	108	154	91	169	75	116	109	134	101	86	48	702	▼	1,296
Concealed Handgun Permits	2024	160	138	135	108	100	81	-	-	-	-	-	-	722	-28%	722
	2023	215	186	182	152	134	134	127	104	110	132	130	105	1,003	▼	1,711
Miscellaneous/Other	2024	50	37	43	41	46	39	-	-	-	-	-	-	256	-28%	256
	2023	71	57	65	57	44	60	49	56	48	32	36	60	354	▼	635
Others	2024	1	-	-	-	2	-	-	-	-	-	-	-	3	-25%	3
	2023	-	-	3	1	-	-	-	1	-	-	-	-	4	▼	5

Filings by Case Category																
Case Categories		Jan	Feb	Mar	Apr	May	Jun	Jul	Aug	Sep	Oct	Nov	Dec	Thru Jun	% Change	Total
Administrative Law	2024	-	-	-	-	-	-	-	-	-	-	-	-	0	-100%	0
	2023	-	-	-	2	1	-	-	-	-	-	-	-	3	▼	3
Contested Divorce	2024	4	4	6	6	6	10	-	-	-	-	-	-	36	38%	36
	2023	2	3	5	-	11	5	5	4	14	6	3	1	26	▲	59
Domestic and Family - Level 1	2024	2	-	15	4	4	6	-	-	-	-	-	-	31	63%	31
	2023	2	4	4	2	1	6	2	7	3	12	4	5	19	▲	52
Domestic and Family - Level 2	2024	15	8	5	9	11	4	-	-	-	-	-	-	52	4%	52
	2023	11	4	15	5	10	5	-	8	1	6	8	8	50	▲	81
Felonies and Related Matters	2024	51	40	34	45	66	39	-	-	-	-	-	-	275	-31%	275
	2023	63	66	89	52	93	33	39	52	78	40	58	24	396	▼	687
General Civil - Level 1	2024	-	1	-	-	-	1	-	-	-	-	-	-	2	-33%	2
	2023	1	1	-	1	-	-	-	-	-	-	-	2	3	▼	5
General Civil - Level 2	2024	8	10	13	14	28	12	-	-	-	-	-	-	85	85%	85
	2023	3	9	6	12	9	7	4	7	13	11	16	8	46	▲	105
General Civil - Level 3	2024	18	3	7	6	9	1	-	-	-	-	-	-	44	22%	44
	2023	8	7	5	6	9	1	5	5	2	4	6	8	36	▲	66
Miscellaneous Civil	2024	201	170	169	143	128	117	-	-	-	-	-	-	928	-29%	928
	2023	270	236	241	194	171	191	172	149	155	158	160	154	1,303	▼	2,251
Misdemeanor	2024	20	21	14	26	26	14	-	-	-	-	-	-	121	-51%	121
	2023	34	33	54	30	67	29	58	36	42	46	23	14	247	▼	466
Other	2024	5	4	1	5	7	2	-	-	-	-	-	-	24	-25%	24
	2023	5	3	6	5	5	8	4	10	1	7	1	4	32	▼	59
Other Criminally Related Matters	2024	5	19	14	17	10	15	-	-	-	-	-	-	80	36%	80
	2023	8	9	11	9	9	13	19	21	14	15	5	10	59	▲	143
Probates/Wills & Trusts - Level 1	2024	1	1	-	-	1	-	-	-	-	-	-	-	3	50%	3
	2023	-	1	-	1	-	-	-	-	-	-	-	-	2	▲	2
Probates/Wills & Trusts - Level 2	2024	2	2	1	1	3	5	-	-	-	-	-	-	14	-33%	14
	2023	2	3	2	2	9	3	4	1	1	1	2	4	21	▼	34
Protective Orders	2024	-	-	-	-	-	-	-	-	-	-	-	-	0	-100%	0
	2023	-	-	-	-	-	1	-	-	-	-	-	1	1	▼	2
Uncontested Divorce	2024	8	10	20	14	21	12	-	-	-	-	-	-	85	-9%	85
	2023	6	17	13	25	14	18	13	16	13	12	12	10	93	▼	169

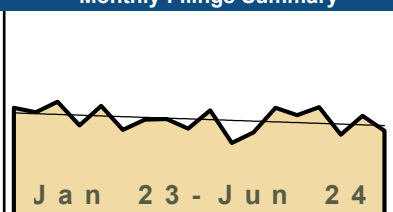
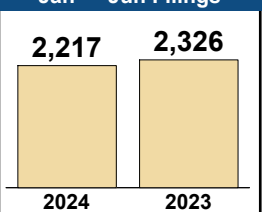
This report reflects data in the case management system. Numbers will update accordingly as reports are refreshed and posted.

CPSS-CCMS-10.01 CASELOAD STATISTICS OF THE CIRCUIT COURTS

Williamsburg

January 2023 -- June 2024 Filings

Alexandria and Fairfax Circuit are not Included in State Totals

Dashboard	Monthly Filings Summary	Jan --- Jun Filings
<p>Court: Williamsburg Circuit Start/End Date: Jan-23 / Jun-24 2023 Average Month: 365 Jan-Jun 2023: 2,326 Filings Trending: ▼</p>	<p>Circuit/Court ID: 9 209830 Type of Case: Filings 2024 Average Month: 370 Jan-Jun 2024 : 2,217 Overall AVG. Month: 367</p>  <p style="text-align: center;">Jan 23 - Jun 24</p>	<p style="text-align: center;">2,217 2,326</p>  <p style="text-align: center;">2024 2023</p>

Filings by Division																
Divisions		Jan	Feb	Mar	Apr	May	Jun	Jul	Aug	Sep	Oct	Nov	Dec	Thru Jun	% Change	Total
Total	2024	410	383	413	308	380	323	-	-	-	-	-	-	2,217	-5%	2,217
	2023	410	394	434	344	418	326	366	368	331	401	276	317	2,326	▼	4,385
Civil	2024	49	45	64	53	50	48	-	-	-	-	-	-	309	-6%	309
	2023	57	47	58	44	56	66	46	57	50	57	41	36	328	▼	615
Criminal	2024	123	89	116	69	102	118	-	-	-	-	-	-	617	3%	617
	2023	80	84	125	89	151	70	140	104	118	145	91	71	599	▲	1,268
Concealed Handgun Permits	2024	152	141	133	92	107	97	-	-	-	-	-	-	722	-15%	722
	2023	181	159	163	124	119	105	106	102	100	117	97	120	851	▼	1,493
Miscellaneous/ Other	2024	86	108	100	94	121	60	-	-	-	-	-	-	569	5%	569
	2023	92	104	87	86	91	84	74	105	63	82	47	90	544	▲	1,005
Others	2024	-	-	-	-	-	-	-	-	-	-	-	-	0	-100%	0
	2023	-	-	1	1	1	1	-	-	-	-	-	-	4	▼	4

Filings by Case Category																
Case Categories		Jan	Feb	Mar	Apr	May	Jun	Jul	Aug	Sep	Oct	Nov	Dec	Thru Jun	% Change	Total
Administrative Law	2024	-	-	1	1	-	1	-	-	-	-	-	-	3	50%	3
	2023	-	2	-	-	-	-	-	-	-	-	1	1	2	▲	4
Contested Divorce	2024	9	8	5	7	3	8	-	-	-	-	-	-	40	8%	40
	2023	8	10	2	5	7	5	6	3	6	4	4	3	37	▲	63
Domestic and Family - Level 1	2024	-	1	5	9	12	5	-	-	-	-	-	-	32	-14%	32
	2023	6	4	5	6	11	5	5	5	4	4	1	2	37	▼	58
Domestic and Family - Level 2	2024	2	1	3	3	-	2	-	-	-	-	-	-	11	-45%	11
	2023	6	1	6	3	1	3	1	3	1	1	1	4	20	▼	31
Felonies and Related Matters	2024	74	52	83	34	64	67	-	-	-	-	-	-	374	11%	374
	2023	41	47	76	54	85	35	70	48	88	82	35	40	338	▲	701
General Civil - Level 1	2024	-	3	-	1	1	-	-	-	-	-	-	-	5	150%	5
	2023	-	-	1	-	1	-	-	2	1	1	-	-	2	▲	6
General Civil - Level 2	2024	12	12	18	12	11	17	-	-	-	-	-	-	82	55%	82
	2023	6	6	11	8	10	12	8	13	13	15	11	9	53	▲	122
General Civil - Level 3	2024	9	6	6	4	9	4	-	-	-	-	-	-	38	-54%	38
	2023	14	10	17	7	11	23	9	9	8	17	13	8	82	▼	146
Miscellaneous Civil	2024	187	182	178	125	155	133	-	-	-	-	-	-	960	-10%	960
	2023	214	197	205	159	151	139	134	140	127	156	122	158	1,065	▼	1,902
Misdemeanor	2024	24	25	31	27	30	29	-	-	-	-	-	-	166	-14%	166
	2023	31	23	32	31	54	22	57	46	15	50	40	20	193	▼	421
Other	2024	47	65	52	59	70	20	-	-	-	-	-	-	313	1%	313
	2023	55	63	39	49	55	49	45	67	35	39	15	51	310	▲	562
Other Criminally Related Matters	2024	25	13	9	9	8	22	-	-	-	-	-	-	86	23%	86
	2023	9	14	18	4	12	13	17	10	16	13	16	11	70	▲	153
Probates/Wills & Trusts - Level 1	2024	-	-	2	-	2	-	-	-	-	-	-	-	4	0%	4
	2023	-	2	1	-	-	1	-	1	-	1	-	-	4	↔	6
Probates/Wills & Trusts - Level 2	2024	3	2	4	4	2	2	-	-	-	-	-	-	17	21%	17
	2023	3	1	1	4	1	4	5	6	4	5	2	4	14	▲	40
Uncontested Divorce	2024	18	13	16	13	13	13	-	-	-	-	-	-	86	-13%	86
	2023	17	14	20	14	19	15	9	15	13	12	15	7	99	▼	170

This report reflects data in the case management system. Numbers will update accordingly as reports are refreshed and posted.

Dashboard		Circuit/Court ID: 10 210011		Monthly Filings Summary		Jan --- Jun Filings		
Court: Appomattox Circuit	Start/End Date: Jan-23 / Jun-24	Type of Case: Filings	2023 Average Month: 95	2024 Average Month: 118				
Jan-Jun 2023: 607	Jan-Jun 2024: 705	Overall AVG. Month: 102	Filings Trending: ▲					

Filings by Division																
Divisions		Jan	Feb	Mar	Apr	May	Jun	Jul	Aug	Sep	Oct	Nov	Dec	Thru Jun	% Change	Total
Total	2024	116	110	109	102	143	125	-	-	-	-	-	-	705	16%	705
	2023	120	99	140	113	78	57	65	115	96	107	82	65	607	▲	1,137
Civil	2024	9	9	15	11	22	10	-	-	-	-	-	-	76	36%	76
	2023	8	8	7	16	8	9	3	16	12	14	7	11	56	▲	119
Criminal	2024	49	35	33	47	85	68	-	-	-	-	-	-	317	63%	317
	2023	36	29	43	52	23	12	19	56	31	39	33	17	195	▲	390
Concealed Handgun Permits	2024	52	57	53	33	28	42	-	-	-	-	-	-	265	-15%	265
	2023	70	50	83	40	42	27	34	36	45	47	35	32	312	▼	541
Miscellaneous/Other	2024	6	9	8	11	8	5	-	-	-	-	-	-	47	7%	47
	2023	6	12	7	5	5	9	8	7	8	7	7	5	44	▲	86
Others	2024	-	-	-	-	-	-	-	-	-	-	-	-	0	0	0
	2023	-	-	-	-	-	-	1	-	-	-	-	-	0	↔	1

Filings by Case Category																
Case Categories		Jan	Feb	Mar	Apr	May	Jun	Jul	Aug	Sep	Oct	Nov	Dec	Thru Jun	% Change	Total
Contested Divorce	2024	1	1	2	2	1	-	-	-	-	-	-	-	7	40%	7
	2023	-	-	1	2	1	1	1	3	-	2	2	1	5	▲	14
Domestic and Family - Level 1	2024	-	2	-	2	4	3	-	-	-	-	-	-	11	38%	11
	2023	-	3	1	4	-	-	-	3	2	6	-	3	8	▲	22
Domestic and Family - Level 2	2024	-	1	1	-	2	3	-	-	-	-	-	-	7	-22%	7
	2023	-	4	-	1	2	2	1	3	1	-	-	-	9	▼	14
Felonies and Related Matters	2024	33	30	24	28	75	62	-	-	-	-	-	-	252	68%	252
	2023	30	20	25	48	18	9	16	47	19	20	30	13	150	▲	295
General Civil - Level 1	2024	-	1	-	-	-	-	-	-	-	-	-	-	1	1	1
	2023	-	-	-	-	-	-	-	-	-	-	-	-	0	↔	0
General Civil - Level 2	2024	-	2	3	2	5	-	-	-	-	-	-	-	12	33%	12
	2023	2	1	2	3	1	-	-	3	2	3	2	-	9	▲	19
General Civil - Level 3	2024	7	3	5	1	3	-	-	-	-	-	-	-	19	90%	19
	2023	3	1	1	-	1	4	-	1	4	4	1	4	10	▲	24
Miscellaneous Civil	2024	57	63	61	43	34	46	-	-	-	-	-	-	304	-14%	304
	2023	76	61	90	45	47	36	41	41	53	53	42	37	355	▼	622
Misdemeanor	2024	15	4	9	15	8	6	-	-	-	-	-	-	57	54%	57
	2023	6	8	11	4	5	3	3	9	8	11	3	4	37	▲	75
Other	2024	-	-	-	1	2	-	-	-	-	-	-	-	3	200%	3
	2023	1	-	-	-	-	-	1	1	-	-	-	-	1	▲	3
Other Criminally Related Matters	2024	1	1	-	4	2	-	-	-	-	-	-	-	8	0%	8
	2023	-	1	7	-	-	-	-	-	4	8	-	-	8	↔	20
Probates/Wills & Trusts - Level 1	2024	-	-	-	1	-	-	-	-	-	-	-	-	1	1	1
	2023	-	-	-	-	-	-	-	-	-	-	-	-	0	↔	0
Probates/Wills & Trusts - Level 2	2024	-	-	-	1	1	-	-	-	-	-	-	-	2	0%	2
	2023	-	-	1	1	-	-	-	2	-	-	-	-	2	↔	4
Uncontested Divorce	2024	2	2	4	2	6	5	-	-	-	-	-	-	21	62%	21
	2023	2	-	1	5	3	2	2	2	3	-	2	3	13	▲	25

Dashboard	Monthly Filings Summary	Jan --- Jun Filings
<p>Court: Buckingham Circuit Start/End Date: Jan-23 / Jun-24 2023 Average Month: 97 Jan-Jun 2023: 695 Filings Trending: ▼</p> <p>Circuit/Court ID: 10 210029 Type of Case: Filings 2024 Average Month: 96 Jan-Jun 2024 : 576 Overall AVG. Month: 97</p>		

Filings by Division																
Divisions		Jan	Feb	Mar	Apr	May	Jun	Jul	Aug	Sep	Oct	Nov	Dec	Thru Jun	% Change	Total
Total	2024	92	94	95	116	67	112	-	-	-	-	-	-	576	-17%	576
	2023	202	58	121	124	85	105	74	113	105	102	41	36	695	▼	1,166
Civil	2024	10	8	12	8	4	6	-	-	-	-	-	-	48	-4%	48
	2023	8	9	7	9	8	9	13	4	8	7	7	1	50	▼	90
Criminal	2024	23	27	27	51	28	59	-	-	-	-	-	-	215	-41%	215
	2023	140	11	50	60	35	68	22	57	48	60	9	18	364	▼	578
Concealed Handgun Permits	2024	38	38	37	34	21	23	-	-	-	-	-	-	191	-6%	191
	2023	43	28	48	36	27	21	24	38	35	23	18	10	203	▼	351
Miscellaneous/ Other	2024	21	21	19	23	14	24	-	-	-	-	-	-	122	56%	122
	2023	11	10	16	19	15	7	15	14	14	12	7	7	78	▲	147

Filings by Case Category																
Case Categories		Jan	Feb	Mar	Apr	May	Jun	Jul	Aug	Sep	Oct	Nov	Dec	Thru Jun	% Change	Total
Administrative Law	2024	1	-	-	-	-	-	-	-	-	-	-	-	1	-50%	1
	2023	1	-	-	-	1	-	-	-	-	1	1	-	2	▼	4
Contested Divorce	2024	1	-	1	2	-	2	-	-	-	-	-	-	6	0%	6
	2023	-	-	1	3	1	1	4	2	1	-	-	1	6	↔	14
Domestic and Family - Level 1	2024	3	1	4	1	1	1	-	-	-	-	-	-	11	267%	11
	2023	2	-	-	-	-	1	-	-	-	-	-	-	3	▲	3
Domestic and Family - Level 2	2024	-	-	1	-	-	1	-	-	-	-	-	-	2	-67%	2
	2023	-	1	-	-	2	3	1	-	1	-	2	-	6	▼	10
Felonies and Related Matters	2024	19	19	20	38	17	51	-	-	-	-	-	-	164	-48%	164
	2023	132	5	40	47	26	66	14	40	34	37	8	14	316	▼	463
General Civil - Level 1	2024	-	-	-	-	-	-	-	-	-	-	-	-	0	-100%	0
	2023	1	-	2	-	1	-	-	-	-	-	-	-	4	▼	4
General Civil - Level 2	2024	1	1	1	-	-	1	-	-	-	-	-	-	4	-67%	4
	2023	2	3	2	1	2	2	1	3	2	2	3	-	12	▼	23
General Civil - Level 3	2024	1	2	3	1	-	3	-	-	-	-	-	-	10	43%	10
	2023	1	2	2	-	-	2	2	-	-	2	1	-	7	▲	12
Miscellaneous Civil	2024	44	45	41	40	26	30	-	-	-	-	-	-	226	-8%	226
	2023	50	33	61	47	30	25	30	47	46	32	25	12	246	▼	438
Misdemeanor	2024	4	5	6	10	10	8	-	-	-	-	-	-	43	0%	43
	2023	8	5	9	11	9	1	6	13	7	23	1	4	43	↔	97
Other	2024	15	12	15	17	9	13	-	-	-	-	-	-	81	161%	81
	2023	3	5	2	8	11	2	10	4	2	2	-	5	31	▲	54
Other Criminally Related Matters	2024	-	3	1	3	1	-	-	-	-	-	-	-	8	60%	8
	2023	-	1	1	2	-	1	2	4	7	-	-	-	5	▲	18
Probates/Wills & Trusts - Level 1	2024	-	-	-	1	-	-	-	-	-	-	-	-	1	1	1
	2023	-	-	-	-	-	-	-	-	1	-	-	-	0	↔	1
Probates/Wills & Trusts - Level 2	2024	1	2	1	1	-	-	-	-	-	-	-	-	5	150%	5
	2023	-	-	-	1	-	1	1	-	1	-	-	-	2	▲	4
Uncontested Divorce	2024	2	4	1	2	3	2	-	-	-	-	-	-	14	17%	14
	2023	2	3	1	4	2	-	3	-	3	3	-	-	12	▲	21

Dashboard		Monthly Filings Summary		Jan --- Jun Filings	
<p>Court: Charlotte Circuit Start/End Date: Jan-23 / Jun-24 2023 Average Month: 77 Jan-Jun 2023: 409 Filings Trending: ▲</p>	<p>Circuit/Court ID: 10 210037 Type of Case: Filings 2024 Average Month:79 Jan-Jun 2024 : 473 Overall AVG. Month: 77</p>	<p style="text-align: center; font-weight: bold; color: white; background-color: black; padding: 2px;">Jan 23 - Jun 24</p>		<div style="display: flex; justify-content: space-around; align-items: center;"> <div style="text-align: center;"> <p style="font-weight: bold; color: black;">473</p> <div style="width: 40px; height: 40px; background-color: #f0e68c; margin: 0 auto;"></div> <p style="font-weight: bold; color: black;">2024</p> </div> <div style="text-align: center;"> <p style="font-weight: bold; color: black;">409</p> <div style="width: 40px; height: 40px; background-color: #f0e68c; margin: 0 auto;"></div> <p style="font-weight: bold; color: black;">2023</p> </div> </div>	

Filings by Division																
Divisions		Jan	Feb	Mar	Apr	May	Jun	Jul	Aug	Sep	Oct	Nov	Dec	Thru Jun	% Change	Total
Total	2024	73	67	63	160	41	69	-	-	-	-	-	-	473	16%	473
	2023	51	64	84	50	64	96	52	84	85	91	76	123	409	▲	920
Civil	2024	10	10	7	8	4	7	-	-	-	-	-	-	46	5%	46
	2023	7	8	11	5	10	3	8	8	14	5	13	9	44	▲	101
Criminal	2024	19	12	12	118	8	27	-	-	-	-	-	-	196	15%	196
	2023	6	27	21	27	16	73	7	39	31	50	32	23	170	▲	352
Concealed Handgun Permits	2024	17	27	24	17	16	11	-	-	-	-	-	-	112	-4%	112
	2023	21	18	39	8	19	12	20	21	23	18	23	15	117	▼	237
Miscellaneous/ Other	2024	26	18	20	17	13	24	-	-	-	-	-	-	118	51%	118
	2023	17	11	13	10	19	8	17	16	17	18	8	76	78	▲	230
Others	2024	1	-	-	-	-	-	-	-	-	-	-	-	1	1	1
	2023	-	-	-	-	-	-	-	-	-	-	-	-	0	↔	0

Filings by Case Category																
Case Categories		Jan	Feb	Mar	Apr	May	Jun	Jul	Aug	Sep	Oct	Nov	Dec	Thru Jun	% Change	Total
Contested Divorce	2024	-	2	-	1	1	-	-	-	-	-	-	-	4	100%	4
	2023	-	-	1	-	1	-	2	-	1	-	1	3	2	▲	9
Domestic and Family - Level 1	2024	1	-	-	1	-	2	-	-	-	-	-	-	4	-76%	4
	2023	1	4	4	2	6	-	-	-	3	1	1	1	17	▼	23
Domestic and Family - Level 2	2024	2	3	-	-	1	1	-	-	-	-	-	-	7	75%	7
	2023	1	-	-	1	-	2	1	1	1	1	2	-	4	▲	10
Felonies and Related Matters	2024	15	9	8	110	6	24	-	-	-	-	-	-	172	19%	172
	2023	4	25	15	21	10	70	3	34	20	46	16	18	145	▲	282
General Civil - Level 1	2024	-	-	-	-	-	-	-	-	-	-	-	-	0	0	0
	2023	-	-	-	-	-	-	1	-	-	-	-	-	0	↔	1
General Civil - Level 2	2024	-	-	1	1	1	2	-	-	-	-	-	-	5	150%	5
	2023	-	-	1	-	1	-	2	1	3	1	2	1	2	▲	12
General Civil - Level 3	2024	3	2	4	1	-	-	-	-	-	-	-	-	10	43%	10
	2023	3	1	1	-	1	1	1	3	4	3	4	1	7	▲	23
Miscellaneous Civil	2024	20	33	31	22	20	21	-	-	-	-	-	-	147	-1%	147
	2023	29	23	44	12	25	15	27	26	31	28	28	21	148	▼	309
Misdemeanor	2024	3	3	4	9	2	2	-	-	-	-	-	-	23	15%	23
	2023	2	1	2	6	7	2	3	5	10	4	10	6	20	▲	58
Other	2024	23	11	13	12	9	14	-	-	-	-	-	-	82	74%	82
	2023	9	7	8	6	12	5	10	12	9	7	3	70	47	▲	158
Other Criminally Related Matters	2024	1	-	-	-	-	1	-	-	-	-	-	-	2	-71%	2
	2023	-	1	5	-	-	1	1	-	1	-	6	-	7	▼	15
Probates/Wills & Trusts - Level 1	2024	1	-	-	-	-	-	-	-	-	-	-	-	1	1	1
	2023	-	-	-	-	-	-	-	-	-	-	-	-	0	↔	0
Probates/Wills & Trusts - Level 2	2024	1	1	-	1	-	1	-	-	-	-	-	-	4	300%	4
	2023	-	-	-	-	1	-	-	1	1	-	-	-	1	▲	3
Uncontested Divorce	2024	3	3	2	2	1	1	-	-	-	-	-	-	12	33%	12
	2023	2	2	3	2	-	-	-	1	1	1	-	3	9	▲	17

Dashboard		Monthly Filings Summary		Jan --- Jun Filings					
<p>Court: Cumberland Circuit Start/End Date: Jan-23 / Jun-24 2023 Average Month: 51 Jan-Jun 2023: 318 Filings Trending: ↔</p>	<p>Circuit/Court ID: 10 210049 Type of Case: Filings 2024 Average Month: 52 Jan-Jun 2024 : 312 Overall AVG. Month: 51</p>	<p style="text-align: center; font-weight: bold; font-size: 1.2em;">Jan 23 - Jun 24</p>		<table style="margin: auto;"> <tr> <td style="text-align: center; width: 50px;">312</td> <td style="text-align: center; width: 50px;">318</td> </tr> <tr> <td style="text-align: center; width: 50px;">2024</td> <td style="text-align: center; width: 50px;">2023</td> </tr> </table>		312	318	2024	2023
312	318								
2024	2023								

Filings by Division																
Divisions		Jan	Feb	Mar	Apr	May	Jun	Jul	Aug	Sep	Oct	Nov	Dec	Thru Jun	% Change	Total
Total	2024	52	58	55	51	36	60	-	-	-	-	-	-	312	-2%	312
	2023	64	63	48	48	34	61	35	54	48	40	52	62	318	▼	609
Civil	2024	5	4	2	3	4	1	-	-	-	-	-	-	19	-42%	19
	2023	6	7	7	3	4	6	6	12	7	6	6	9	33	▼	79
Criminal	2024	5	21	11	14	11	38	-	-	-	-	-	-	100	-8%	100
	2023	21	24	6	21	6	31	11	11	14	11	19	15	109	▼	190
Concealed Handgun Permits	2024	28	18	25	22	16	15	-	-	-	-	-	-	124	-2%	124
	2023	26	23	28	18	16	15	14	22	19	16	20	29	126	▼	246
Miscellaneous/ Other	2024	14	15	17	12	5	6	-	-	-	-	-	-	69	38%	69
	2023	11	9	7	6	8	9	4	9	8	7	7	9	50	▲	94

Filings by Case Category																
Case Categories		Jan	Feb	Mar	Apr	May	Jun	Jul	Aug	Sep	Oct	Nov	Dec	Thru Jun	% Change	Total
Contested Divorce	2024	-	-	-	-	-	-	-	-	-	-	-	-	0	-100%	0
	2023	-	2	-	1	-	1	-	1	-	-	-	2	4	▼	7
Domestic and Family - Level 1	2024	-	-	-	-	2	-	-	-	-	-	-	-	2	100%	2
	2023	1	-	-	-	-	-	-	1	3	-	4	-	1	▲	9
Domestic and Family - Level 2	2024	-	1	-	-	-	-	-	-	-	-	-	-	1	0%	1
	2023	-	-	-	-	1	-	-	-	1	-	-	-	1	↔	2
Felonies and Related Matters	2024	3	20	8	8	8	31	-	-	-	-	-	-	78	32%	78
	2023	15	13	2	11	5	13	4	4	12	6	13	13	59	▲	111
General Civil - Level 1	2024	-	-	-	-	-	-	-	-	-	-	-	-	0	0	0
	2023	-	-	-	-	-	-	-	-	-	1	-	-	0	↔	1
General Civil - Level 2	2024	1	1	1	-	-	-	-	-	-	-	-	-	3	0%	3
	2023	1	-	1	-	1	-	1	1	1	2	-	5	3	↔	13
General Civil - Level 3	2024	2	1	-	1	-	-	-	-	-	-	-	-	4	-60%	4
	2023	3	2	-	-	1	4	2	4	1	-	-	1	10	▼	18
Miscellaneous Civil	2024	36	21	34	26	19	19	-	-	-	-	-	-	155	-1%	155
	2023	34	27	33	22	21	20	17	30	20	22	26	37	157	▼	309
Misdemeanor	2024	2	1	3	4	3	7	-	-	-	-	-	-	20	-47%	20
	2023	6	6	3	5	-	18	3	5	2	5	6	2	38	▼	61
Other	2024	6	12	8	8	2	2	-	-	-	-	-	-	38	100%	38
	2023	3	5	3	2	2	4	2	2	7	1	1	1	19	▲	33
Other Criminally Related Matters	2024	-	-	-	2	-	-	-	-	-	-	-	-	2	-83%	2
	2023	-	5	1	5	1	-	-	4	2	-	-	-	12	▼	18
Probates/Wills & Trusts - Level 2	2024	1	-	-	1	-	-	-	-	-	-	-	-	2	0%	2
	2023	-	1	1	-	-	-	-	-	-	1	-	-	2	↔	3
Uncontested Divorce	2024	1	1	1	1	2	1	-	-	-	-	-	-	7	-42%	7
	2023	1	2	4	2	2	1	2	4	1	2	2	1	12	▼	24

Dashboard		Monthly Filings Summary		Jan --- Jun Filings	
Court: Halifax Circuit	Circuit/Court ID: 10 210083				
Start/End Date: Jan-23 / Jun-24	Type of Case: Filings				
2023 Average Month: 224	2024 Average Month: 213				
Jan-Jun 2023: 1,431	Jan-Jun 2024 : 1,275				
Filings Trending: ▼	Overall AVG. Month: 220				

Filings by Division																
Divisions		Jan	Feb	Mar	Apr	May	Jun	Jul	Aug	Sep	Oct	Nov	Dec	Thru Jun	% Change	Total
Total	2024	246	232	237	197	196	167	-	-	-	-	-	-	1,275	-11%	1,275
	2023	249	222	247	289	201	223	181	226	157	339	171	180	1,431	▼	2,685
Civil	2024	15	18	25	23	32	19	-	-	-	-	-	-	132	-16%	132
	2023	24	19	31	34	12	37	18	36	22	26	18	23	157	▼	300
Criminal	2024	137	111	103	87	84	90	-	-	-	-	-	-	612	-4%	612
	2023	93	76	97	172	120	82	64	89	77	216	91	84	640	▼	1,261
Concealed Handgun Permits	2024	66	66	64	61	48	29	-	-	-	-	-	-	334	-20%	334
	2023	98	82	80	52	47	61	60	63	43	73	50	61	420	▼	770
Miscellaneous/Other	2024	28	37	45	26	32	29	-	-	-	-	-	-	197	-8%	197
	2023	34	45	39	31	22	43	39	37	14	23	12	12	214	▼	351
Others	2024	-	-	-	-	-	-	-	-	-	-	-	-	0	0	0
	2023	-	-	-	-	-	-	-	1	1	1	-	-	0	↔	3

Filings by Case Category																
Case Categories		Jan	Feb	Mar	Apr	May	Jun	Jul	Aug	Sep	Oct	Nov	Dec	Thru Jun	% Change	Total
Administrative Law	2024	-	-	-	-	1	-	-	-	-	-	-	-	1	-50%	1
	2023	-	-	2	-	-	-	-	-	1	-	-	-	2	▼	3
Contested Divorce	2024	4	1	2	3	3	-	-	-	-	-	-	-	13	-38%	13
	2023	4	2	5	3	1	6	1	3	3	2	1	3	21	▼	34
Domestic and Family - Level 1	2024	1	3	4	1	10	1	-	-	-	-	-	-	20	186%	20
	2023	3	-	-	2	-	2	1	1	1	4	4	1	7	▲	19
Domestic and Family - Level 2	2024	1	-	3	-	1	1	-	-	-	-	-	-	6	-14%	6
	2023	1	3	-	-	-	3	1	2	-	1	2	-	7	▼	13
Felonies and Related Matters	2024	92	68	75	55	61	66	-	-	-	-	-	-	417	-2%	417
	2023	42	47	70	143	77	46	38	58	43	104	57	60	425	▼	785
General Civil - Level 1	2024	-	2	-	1	-	1	-	-	-	-	-	-	4	100%	4
	2023	-	1	-	-	-	1	-	-	-	-	-	-	2	▲	2
General Civil - Level 2	2024	5	4	1	3	4	2	-	-	-	-	-	-	19	-24%	19
	2023	5	1	4	7	3	5	4	4	4	2	2	3	25	▼	44
General Civil - Level 3	2024	1	2	12	11	4	9	-	-	-	-	-	-	39	-5%	39
	2023	5	3	7	19	4	3	5	6	2	6	2	4	41	▼	66
Miscellaneous Civil	2024	76	85	84	72	58	42	-	-	-	-	-	-	417	-16%	417
	2023	112	97	94	61	56	77	71	75	55	95	61	72	497	▼	926
Misdemeanor	2024	45	35	21	28	23	25	-	-	-	-	-	-	177	-3%	177
	2023	40	29	29	19	38	28	18	21	20	102	22	24	183	▼	390
Other	2024	15	17	20	13	21	16	-	-	-	-	-	-	102	-27%	102
	2023	20	30	26	20	13	30	24	34	1	2	-	-	139	▼	200
Other Criminally Related Matters	2024	1	8	7	4	-	-	-	-	-	-	-	-	20	-46%	20
	2023	11	1	2	10	5	8	8	10	14	10	12	1	37	▼	92
Probates/Wills & Trusts - Level 1	2024	-	-	-	-	1	-	-	-	-	-	-	-	1	0%	1
	2023	-	-	-	-	-	1	-	1	-	-	-	-	1	↔	2
Probates/Wills & Trusts - Level 2	2024	-	-	2	-	4	1	-	-	-	-	-	-	7	0%	7
	2023	-	-	1	-	1	5	2	3	7	1	2	3	7	↔	25
Uncontested Divorce	2024	5	7	6	6	5	3	-	-	-	-	-	-	32	-14%	32
	2023	6	8	7	5	3	8	8	8	6	10	6	9	37	▼	84

This report reflects data in the case management system. Numbers will update accordingly as reports are refreshed and posted.

Dashboard	Monthly Filings Summary	Jan --- Jun Filings
<p>Court: Lunenburg Circuit Start/End Date: Jan-23 / Jun-24 2023 Average Month: 51 Jan-Jun 2023: 315 Filings Trending: ▼</p> <p>Circuit/Court ID: 10 210111 Type of Case: Filings 2024 Average Month:46 Jan-Jun 2024 : 274 Overall AVG. Month: 49</p>	<p>Jan 23 - Jun 24</p>	<p>274 (2024) vs 315 (2023)</p>

Filings by Division																
Divisions		Jan	Feb	Mar	Apr	May	Jun	Jul	Aug	Sep	Oct	Nov	Dec	Thru Jun	% Change	Total
Total	2024	38	45	59	40	64	28	-	-	-	-	-	-	274	-13%	274
	2023	52	58	56	56	53	40	39	59	26	72	56	39	315	▼	606
Civil	2024	3	8	10	5	9	1	-	-	-	-	-	-	36	71%	36
	2023	2	7	-	2	5	5	1	1	3	2	2	2	21	▲	32
Criminal	2024	15	9	16	9	28	4	-	-	-	-	-	-	81	-16%	81
	2023	6	20	5	33	16	17	10	21	6	37	26	4	97	▼	201
Concealed Handgun Permits	2024	13	24	24	21	24	17	-	-	-	-	-	-	123	-10%	123
	2023	28	23	35	13	24	13	17	25	11	26	18	16	136	▼	249
Miscellaneous/ Other	2024	7	4	9	4	3	6	-	-	-	-	-	-	33	-46%	33
	2023	16	8	16	8	8	5	11	12	6	7	10	17	61	▼	124
Others	2024	-	-	-	1	-	-	-	-	-	-	-	-	1	1	1
	2023	-	-	-	-	-	-	-	-	-	-	-	-	0	↔	0

Filings by Case Category																
Case Categories		Jan	Feb	Mar	Apr	May	Jun	Jul	Aug	Sep	Oct	Nov	Dec	Thru Jun	% Change	Total
Contested Divorce	2024	-	1	-	2	3	-	-	-	-	-	-	-	6	50%	6
	2023	1	1	-	1	-	1	-	-	-	-	-	1	4	▲	5
Domestic and Family - Level 1	2024	-	1	2	-	-	-	-	-	-	-	-	-	3	50%	3
	2023	-	2	-	-	-	-	-	-	-	-	-	-	2	▲	2
Domestic and Family - Level 2	2024	-	-	-	-	-	1	-	-	-	-	-	-	1	1	1
	2023	-	-	-	-	-	-	-	-	-	-	-	-	0	↔	0
Felonies and Related Matters	2024	14	7	13	8	18	3	-	-	-	-	-	-	63	-3%	63
	2023	3	8	3	22	14	15	6	17	4	31	17	4	65	▼	144
General Civil - Level 1	2024	-	-	-	-	1	-	-	-	-	-	-	-	1	0%	1
	2023	-	-	-	1	-	-	-	-	-	-	-	-	1	↔	1
General Civil - Level 2	2024	3	3	3	3	-	2	-	-	-	-	-	-	14	-36%	14
	2023	10	2	5	3	1	1	7	1	1	1	-	3	22	▼	35
General Civil - Level 3	2024	-	4	-	-	2	2	-	-	-	-	-	-	8	-33%	8
	2023	5	2	2	1	2	-	2	4	3	-	1	1	12	▼	23
Miscellaneous Civil	2024	18	26	33	23	25	19	-	-	-	-	-	-	144	-12%	144
	2023	29	28	44	16	29	17	19	28	13	32	27	30	163	▼	312
Misdemeanor	2024	1	2	3	-	2	-	-	-	-	-	-	-	8	-74%	8
	2023	2	12	2	11	2	2	1	3	1	6	5	-	31	▼	47
Other	2024	-	-	-	1	-	-	-	-	-	-	-	-	1	-50%	1
	2023	-	-	-	-	1	1	-	4	1	-	1	-	2	▼	8
Other Criminally Related Matters	2024	-	-	-	1	8	1	-	-	-	-	-	-	10	900%	10
	2023	1	-	-	-	-	-	3	1	1	-	4	-	1	▲	10
Probates/Wills & Trusts - Level 2	2024	-	-	-	-	-	-	-	-	-	-	-	-	0	-100%	0
	2023	-	1	-	-	-	-	-	-	2	1	-	-	1	▼	4
Protective Orders	2024	-	-	1	-	-	-	-	-	-	-	-	-	1	1	1
	2023	-	-	-	-	-	-	-	-	-	-	-	-	0	↔	0
Uncontested Divorce	2024	2	1	4	2	5	-	-	-	-	-	-	-	14	27%	14
	2023	1	2	-	1	4	3	1	1	-	1	1	-	11	▲	15

CPSS-CCMS-10.01 CASELOAD STATISTICS OF THE CIRCUIT COURTS

January 2023 -- June 2024 Filings

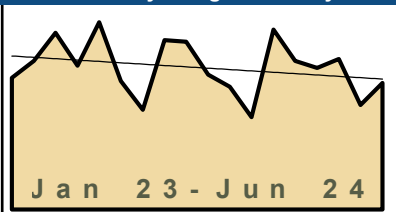
Alexandria and Fairfax Circuit are not Included in State Totals

Dashboard

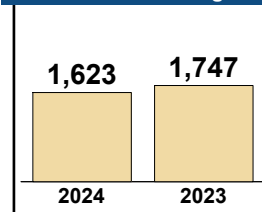
Court: Mecklenburg Circuit
Start/End Date: Jan-23 / Jun-24
2023 Average Month: 271
Jan-Jun 2023: 1,747
Filings Trending: ▼

Circuit/Court ID: 10 210117
Type of Case: Filings
2024 Average Month: 271
Jan-Jun 2024 : 1,623
Overall AVG. Month: 271

Monthly Filings Summary



Jan --- Jun Filings




Filings by Division

Divisions	Jan	Feb	Mar	Apr	May	Jun	Jul	Aug	Sep	Oct	Nov	Dec	Thru Jun	% Change	Total
Total	343	283	270	287	199	241	-	-	-	-	-	-	1,623	-7%	1,623
Civil	40	45	36	36	37	47	-	-	-	-	-	-	241	-23%	241
Criminal	186	128	132	163	73	134	-	-	-	-	-	-	816	14%	816
Concealed Handgun Permits	76	62	62	52	57	40	-	-	-	-	-	-	349	-25%	349
Miscellaneous/Other	40	47	37	36	32	19	-	-	-	-	-	-	211	-16%	211
Others	1	1	3	-	-	1	-	-	-	-	-	-	6	100%	6

Filings by Case Category

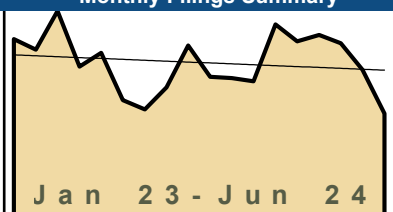
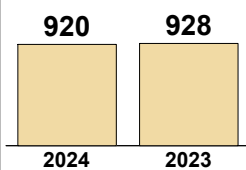
Case Categories	Jan	Feb	Mar	Apr	May	Jun	Jul	Aug	Sep	Oct	Nov	Dec	Thru Jun	% Change	Total
Administrative Law	-	-	-	-	-	-	-	-	-	-	-	-	0	-100%	0
Capital Murder	-	-	-	-	-	3	-	-	-	-	-	-	3	3	3
Contested Divorce	4	14	7	11	7	8	-	-	-	-	-	-	51	-26%	51
Domestic and Family - Level 1	4	1	2	2	-	3	-	-	-	-	-	-	12	-73%	12
Domestic and Family - Level 2	1	-	-	1	1	1	-	-	-	-	-	-	4	-20%	4
Felonies and Related Matters	157	81	68	121	51	82	-	-	-	-	-	-	560	6%	560
General Civil - Level 1	-	-	-	-	-	1	-	-	-	-	-	-	1	0%	1
General Civil - Level 2	6	2	3	7	9	9	-	-	-	-	-	-	36	125%	36
General Civil - Level 3	-	3	3	1	-	-	-	-	-	-	-	-	7	-59%	7
Miscellaneous Civil	85	83	70	65	68	50	-	-	-	-	-	-	421	-23%	421
Misdemeanor	23	32	60	36	11	44	-	-	-	-	-	-	206	44%	206
Other	31	25	29	21	20	12	-	-	-	-	-	-	138	-17%	138
Other Criminally Related Matters	6	15	4	6	11	5	-	-	-	-	-	-	47	-2%	47
Probates/Wills & Trusts - Level 1	-	-	1	1	1	-	-	-	-	-	-	-	3	-57%	3
Probates/Wills & Trusts - Level 2	2	1	-	2	-	1	-	-	-	-	-	-	6	-14%	6
Protective Orders	-	-	1	-	-	-	-	-	-	-	-	-	0	-100%	0
Uncontested Divorce	24	26	23	13	20	22	-	-	-	-	-	-	128	-13%	128

This report reflects data in the case management system. Numbers will update accordingly as reports are refreshed and posted.

Dashboard		Monthly Filings Summary		Jan --- Jun Filings					
<p>Court: Amelia Circuit Start/End Date: Jan-23 / Jun-24 2023 Average Month: 73 Jan-Jun 2023: 439 Filings Trending: ▲</p>	<p>Circuit/Court ID: 11 211007 Type of Case: Filings 2024 Average Month: 75 Jan-Jun 2024 : 452 Overall AVG. Month: 74</p>	 <p>Jan 23 - Jun 24</p>		<table border="1" style="margin: auto;"> <tr> <td style="text-align: center; font-weight: bold; font-size: 1.2em;">452</td> <td style="text-align: center; font-weight: bold; font-size: 1.2em;">439</td> </tr> <tr> <td style="text-align: center; font-size: 0.8em;">2024</td> <td style="text-align: center; font-size: 0.8em;">2023</td> </tr> </table>		452	439	2024	2023
452	439								
2024	2023								

Filings by Division																
Divisions		Jan	Feb	Mar	Apr	May	Jun	Jul	Aug	Sep	Oct	Nov	Dec	Thru Jun	% Change	Total
Total	2024	85	94	59	69	66	79	-	-	-	-	-	-	452	3%	452
	2023	87	68	78	73	54	79	60	88	57	74	60	98	439	▲	876
Civil	2024	6	10	9	8	13	9	-	-	-	-	-	-	55	45%	55
	2023	5	5	6	8	8	6	6	7	7	6	6	5	38	▲	75
Criminal	2024	22	19	7	16	13	23	-	-	-	-	-	-	100	-19%	100
	2023	21	20	14	25	10	33	18	44	21	21	15	49	123	▼	291
Concealed Handgun Permits	2024	46	45	32	33	28	30	-	-	-	-	-	-	214	-1%	214
	2023	47	33	48	29	27	32	30	24	25	35	32	36	216	▼	398
Miscellaneous/ Other	2024	10	20	11	12	12	17	-	-	-	-	-	-	82	32%	82
	2023	14	10	10	11	9	8	6	13	4	12	7	8	62	▲	112
Others	2024	1	-	-	-	-	-	-	-	-	-	-	-	1	1	1
	2023	-	-	-	-	-	-	-	-	-	-	-	-	0	↔	0

Filings by Case Category																
Case Categories		Jan	Feb	Mar	Apr	May	Jun	Jul	Aug	Sep	Oct	Nov	Dec	Thru Jun	% Change	Total
Contested Divorce	2024	1	2	1	1	2	1	-	-	-	-	-	-	8	60%	8
	2023	-	-	2	1	-	2	2	2	-	-	1	2	-	5	▲
Domestic and Family - Level 1	2024	-	1	2	2	2	-	-	-	-	-	-	-	7	40%	7
	2023	-	1	-	3	-	1	-	-	1	-	-	2	-	5	▲
Domestic and Family - Level 2	2024	1	-	-	-	-	1	-	-	-	-	-	-	2	100%	2
	2023	-	-	1	-	-	-	-	-	-	-	-	-	1	▲	1
Felonies and Related Matters	2024	18	13	3	12	9	18	-	-	-	-	-	-	73	-17%	73
	2023	10	14	10	20	5	29	13	16	11	17	7	35	88	▼	187
General Civil - Level 1	2024	1	-	-	-	-	-	-	-	-	-	-	-	1	1	1
	2023	-	-	-	-	-	-	-	-	-	-	-	-	0	↔	0
General Civil - Level 2	2024	2	-	2	2	2	3	-	-	-	-	-	-	11	0%	11
	2023	1	1	2	4	1	2	3	1	3	3	1	2	11	↔	24
General Civil - Level 3	2024	2	2	1	-	5	2	-	-	-	-	-	-	12	200%	12
	2023	3	-	-	1	-	-	1	1	1	1	-	2	4	▲	10
Miscellaneous Civil	2024	49	56	39	39	37	35	-	-	-	-	-	-	255	2%	255
	2023	56	38	52	32	35	36	36	31	28	42	34	41	249	▲	461
Misdemeanor	2024	4	6	2	4	3	5	-	-	-	-	-	-	24	-33%	24
	2023	10	4	4	4	10	4	3	26	10	4	7	13	36	▼	99
Other	2024	7	9	3	5	3	11	-	-	-	-	-	-	38	52%	38
	2023	5	5	6	6	-	3	-	6	1	3	3	2	25	▲	40
Other Criminally Related Matters	2024	-	1	2	-	1	1	-	-	-	-	-	-	5	25%	5
	2023	1	2	-	1	-	-	-	2	2	-	-	1	4	▲	10
Probates/Wills & Trusts - Level 1	2024	-	-	-	-	-	-	-	-	-	-	-	-	0	0	0
	2023	-	-	-	-	-	-	-	-	1	-	-	-	0	↔	1
Probates/Wills & Trusts - Level 2	2024	-	-	1	1	-	-	-	-	-	-	-	-	2	100%	2
	2023	-	1	-	-	-	-	-	-	-	1	1	1	1	▲	4
Uncontested Divorce	2024	-	4	3	3	2	2	-	-	-	-	-	-	14	40%	14
	2023	1	2	1	1	3	2	-	2	2	2	2	1	10	▲	19

Dashboard		Circuit/Court ID: 11 211053		Monthly Filings Summary		Jan --- Jun Filings		
Court: Dinwiddie Circuit	Start/End Date: Jan-23 / Jun-24	Type of Case: Filings	2023 Average Month: 142	2024 Average Month: 153				
Jan-Jun 2023: 928	Jan-Jun 2024: 920	Overall AVG. Month: 146	Filings Trending: ↔					

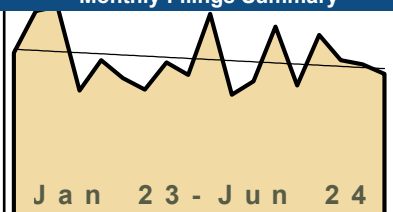
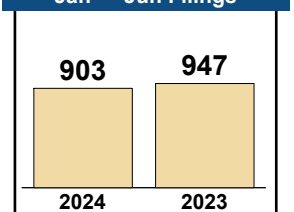
Filings by Division																
Divisions		Jan	Feb	Mar	Apr	May	Jun	Jul	Aug	Sep	Oct	Nov	Dec	Thru Jun	% Change	Total
Total	2024	182	166	172	164	139	97	-	-	-	-	-	-	920	-1%	920
	2023	168	158	195	142	155	110	101	122	162	132	131	128	928	▼	1,704
Civil	2024	18	24	17	21	17	14	-	-	-	-	-	-	111	-5%	111
	2023	22	17	19	19	23	17	16	14	17	23	22	20	117	▼	229
Criminal	2024	85	65	59	65	51	36	-	-	-	-	-	-	361	23%	361
	2023	35	45	61	57	60	36	14	47	77	42	36	54	294	▲	564
Concealed Handgun Permits	2024	63	67	71	56	45	40	-	-	-	-	-	-	342	-19%	342
	2023	94	82	92	54	60	40	52	46	54	49	62	44	422	▼	729
Miscellaneous/Other	2024	16	10	22	22	26	7	-	-	-	-	-	-	103	8%	103
	2023	17	14	23	12	12	17	19	15	14	17	11	10	95	▲	181
Others	2024	-	-	3	-	-	-	-	-	-	-	-	-	3	3	3
	2023	-	-	-	-	-	-	-	-	-	1	-	-	0	↔	1

Filings by Case Category																
Case Categories		Jan	Feb	Mar	Apr	May	Jun	Jul	Aug	Sep	Oct	Nov	Dec	Thru Jun	% Change	Total
Administrative Law	2024	-	-	1	-	-	-	-	-	-	-	-	-	1	1	1
	2023	-	-	-	-	-	-	-	-	-	-	-	-	0	↔	0
Capital Murder	2024	-	1	-	-	-	-	-	-	-	-	-	-	1	1	1
	2023	-	-	-	-	-	-	-	-	-	-	-	-	0	↔	0
Contested Divorce	2024	3	2	2	1	1	1	-	-	-	-	-	-	10	67%	10
	2023	2	-	1	1	2	-	3	-	1	3	2	3	6	▲	18
Domestic and Family - Level 1	2024	3	5	3	1	2	-	-	-	-	-	-	-	14	17%	14
	2023	4	1	1	1	3	2	1	-	-	3	2	5	12	▲	23
Domestic and Family - Level 2	2024	-	2	2	2	5	-	-	-	-	-	-	-	11	-31%	11
	2023	1	2	3	2	6	2	2	1	-	4	5	1	16	▼	29
Felonies and Related Matters	2024	45	45	28	49	22	22	-	-	-	-	-	-	211	34%	211
	2023	15	24	40	33	33	13	9	21	40	23	11	30	158	▲	292
General Civil - Level 1	2024	-	1	-	-	-	-	-	-	-	-	-	-	1	0%	1
	2023	-	-	-	1	-	-	1	-	-	-	-	-	1	↔	2
General Civil - Level 2	2024	5	1	3	5	6	3	-	-	-	-	-	-	23	0%	23
	2023	2	3	7	4	4	3	5	2	4	7	3	3	23	↔	47
General Civil - Level 3	2024	6	4	2	3	1	2	-	-	-	-	-	-	18	6%	18
	2023	3	2	2	5	2	3	1	1	3	2	3	6	17	▲	33
Miscellaneous Civil	2024	79	76	92	77	68	48	-	-	-	-	-	-	440	-15%	440
	2023	112	97	116	64	73	57	68	63	68	65	74	54	519	▼	911
Misdemeanor	2024	28	17	24	14	24	11	-	-	-	-	-	-	118	13%	118
	2023	14	15	16	21	21	17	2	23	30	16	20	18	104	▲	213
Other	2024	-	1	5	-	1	-	-	-	-	-	-	-	7	40%	7
	2023	-	1	-	3	-	1	-	1	-	1	1	-	5	▲	8
Other Criminally Related Matters	2024	12	2	7	3	5	3	-	-	-	-	-	-	32	-3%	32
	2023	7	6	5	3	6	6	3	6	7	3	5	6	33	▼	63
Probates/Wills & Trusts - Level 1	2024	-	-	-	-	-	-	-	-	-	-	-	-	0	-100%	0
	2023	-	1	-	-	1	-	-	-	-	-	-	-	2	▼	2
Probates/Wills & Trusts - Level 2	2024	1	1	2	1	1	2	-	-	-	-	-	-	8	14%	8
	2023	2	1	2	2	2	2	1	-	1	-	-	-	7	▲	9
Uncontested Divorce	2024	-	8	1	8	3	5	-	-	-	-	-	-	25	0%	25
	2023	6	5	4	2	4	4	5	4	8	5	5	2	25	↔	54

Dashboard		Monthly Filings Summary		Jan --- Jun Filings			
Court: Nottoway Circuit Start/End Date: Jan-23 / Jun-24 2023 Average Month: 95 Jan-Jun 2023: 585 Filings Trending: ▲		Circuit/Court ID: 11 211135 Type of Case: Filings 2024 Average Month: 116 Jan-Jun 2024 : 698 Overall AVG. Month: 102					

Filings by Division																
Divisions		Jan	Feb	Mar	Apr	May	Jun	Jul	Aug	Sep	Oct	Nov	Dec	Thru Jun	% Change	Total
Total	2024	94	124	82	176	110	112	-	-	-	-	-	-	698	19%	698
	2023	106	101	122	73	103	80	73	97	72	128	90	92	585	▲	1,137
Civil	2024	10	47	8	113	9	60	-	-	-	-	-	-	247	274%	247
	2023	4	16	8	14	14	10	15	12	11	18	10	12	66	▲	144
Criminal	2024	45	30	31	28	65	21	-	-	-	-	-	-	220	-8%	220
	2023	46	39	44	27	56	27	20	40	23	69	38	34	239	▼	463
Concealed Handgun Permits	2024	23	31	28	25	24	14	-	-	-	-	-	-	145	-26%	145
	2023	45	25	51	20	24	31	19	29	20	23	25	32	196	▼	344
Miscellaneous/Other	2024	16	16	15	9	12	17	-	-	-	-	-	-	85	2%	85
	2023	11	21	19	11	9	12	19	16	18	17	17	14	83	▲	184
Others	2024	-	-	-	1	-	-	-	-	-	-	-	-	1	0%	1
	2023	-	-	-	1	-	-	-	-	-	1	-	-	1	↔	2

Filings by Case Category																
Case Categories		Jan	Feb	Mar	Apr	May	Jun	Jul	Aug	Sep	Oct	Nov	Dec	Thru Jun	% Change	Total
Administrative Law	2024	-	-	-	2	-	-	-	-	-	-	-	-	2	0%	2
	2023	-	-	1	1	-	-	-	-	-	-	-	1	2	↔	3
Contested Divorce	2024	1	3	-	1	-	-	-	-	-	-	-	-	5	0%	5
	2023	1	-	2	1	1	-	2	2	2	1	1	1	5	↔	14
Domestic and Family - Level 1	2024	-	-	-	-	-	2	-	-	-	-	-	-	2	-80%	2
	2023	-	6	-	-	4	-	1	-	-	6	-	-	10	▼	17
Domestic and Family - Level 2	2024	2	37	3	104	1	52	-	-	-	-	-	-	199	2,743%	199
	2023	-	-	2	3	2	-	4	1	-	1	4	3	7	▲	20
Felonies and Related Matters	2024	31	17	22	15	37	10	-	-	-	-	-	-	132	-27%	132
	2023	37	29	39	20	41	16	10	21	13	43	27	21	182	▼	317
General Civil - Level 1	2024	1	-	-	-	-	-	-	-	-	-	-	-	1	0%	1
	2023	-	-	-	-	-	1	-	-	-	-	-	-	1	↔	1
General Civil - Level 2	2024	4	1	-	1	-	3	-	-	-	-	-	-	9	13%	9
	2023	1	2	-	4	-	1	3	7	6	3	2	6	8	▲	35
General Civil - Level 3	2024	5	4	3	3	4	2	-	-	-	-	-	-	21	17%	21
	2023	-	2	2	4	4	6	3	-	3	5	-	3	18	▲	32
Miscellaneous Civil	2024	31	42	42	32	35	24	-	-	-	-	-	-	206	-16%	206
	2023	51	41	61	27	31	35	32	39	29	30	34	38	246	▼	448
Misdemeanor	2024	12	11	9	7	25	9	-	-	-	-	-	-	73	87%	73
	2023	7	10	4	4	8	6	10	10	7	22	10	13	39	▲	111
Other	2024	4	5	1	3	2	4	-	-	-	-	-	-	19	-39%	19
	2023	5	5	9	4	2	6	5	4	9	10	8	5	31	▼	72
Other Criminally Related Matters	2024	2	2	-	6	3	2	-	-	-	-	-	-	15	-21%	15
	2023	2	-	1	3	8	5	-	9	3	4	1	-	19	▼	36
Probates/Wills & Trusts - Level 1	2024	-	-	-	1	-	-	-	-	-	-	-	-	1	0%	1
	2023	1	-	-	-	-	-	-	-	-	-	-	1	1	↔	2
Probates/Wills & Trusts - Level 2	2024	-	1	-	-	1	2	-	-	-	-	-	-	4	100%	4
	2023	-	-	1	-	1	-	2	2	-	2	-	-	2	▲	8
Uncontested Divorce	2024	1	1	2	1	2	2	-	-	-	-	-	-	9	-36%	9
	2023	1	6	-	2	1	4	1	2	-	1	2	1	14	▼	21

Dashboard	Monthly Filings Summary	Jan --- Jun Filings
<p>Court: Powhatan Circuit Start/End Date: Jan-23 / Jun-24 2023 Average Month: 149 Jan-Jun 2023: 947 Filings Trending: ▼</p>	<p>Circuit/Court ID: 11 211145 Type of Case: Filings 2024 Average Month: 151 Jan-Jun 2024 : 903 Overall AVG. Month: 149</p>  <p style="text-align: center;">Jan 23 - Jun 24</p>	 <p style="text-align: center;">903 (2024) vs 947 (2023)</p>

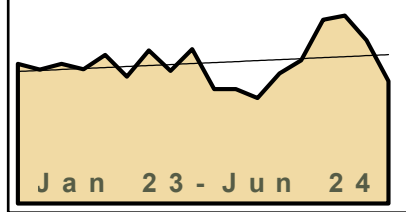
Filings by Division																	
Divisions	Month												Thru Jun	% Change	Total		
	Jan	Feb	Mar	Apr	May	Jun	Jul	Aug	Sep	Oct	Nov	Dec					
Total	2024	180	124	172	148	144	135	-	-	-	-	-	-	-	903	-5%	903
	2023	155	195	199	119	148	131	120	146	134	192	115	128	947	▼	1,782	
Civil	2024	16	6	20	13	16	18	-	-	-	-	-	-	89	-4%	89	
	2023	15	21	17	4	20	16	18	18	20	19	17	10	93	▼	195	
Criminal	2024	15	24	29	11	28	26	-	-	-	-	-	-	133	-15%	133	
	2023	10	50	41	18	19	18	14	19	18	39	8	39	156	▼	293	
Concealed Handgun Permits	2024	112	70	100	103	77	65	-	-	-	-	-	-	527	-6%	527	
	2023	109	105	105	80	80	79	61	77	69	89	69	61	558	▼	984	
Miscellaneous/Other	2024	37	24	23	21	22	26	-	-	-	-	-	-	153	9%	153	
	2023	21	19	36	17	29	18	27	32	27	44	21	18	140	▲	309	
Others	2024	-	-	-	-	1	-	-	-	-	-	-	-	1	1	1	
	2023	-	-	-	-	-	-	-	-	-	1	-	-	0	↔	1	

Filings by Case Category																
Case Categories	Month												Thru Jun	% Change	Total	
	Jan	Feb	Mar	Apr	May	Jun	Jul	Aug	Sep	Oct	Nov	Dec				
Administrative Law	2024	1	-	-	-	-	-	-	-	-	-	-	-	1	0%	1
	2023	-	-	-	-	-	1	-	-	-	1	-	-	1	↔	2
Contested Divorce	2024	1	1	1	3	2	2	-	-	-	-	-	-	10	0%	10
	2023	1	2	4	1	-	2	1	2	2	3	4	1	10	↔	23
Domestic and Family - Level 1	2024	4	-	-	2	3	3	-	-	-	-	-	-	12	-14%	12
	2023	2	3	-	1	6	2	1	-	4	1	1	4	14	▼	25
Domestic and Family - Level 2	2024	-	-	1	-	1	2	-	-	-	-	-	-	4	4	4
	2023	-	-	-	-	-	-	-	1	-	-	2	-	0	↔	3
Felonies and Related Matters	2024	11	21	16	8	8	12	-	-	-	-	-	-	76	-34%	76
	2023	8	41	33	13	8	12	12	8	15	32	7	29	115	▼	218
General Civil - Level 1	2024	-	1	-	-	-	-	-	-	-	-	-	-	1	-50%	1
	2023	-	1	-	-	1	-	-	-	-	-	1	-	2	▼	3
General Civil - Level 2	2024	6	1	8	3	5	5	-	-	-	-	-	-	28	-7%	28
	2023	4	6	3	2	9	6	2	6	6	6	4	1	30	▼	55
General Civil - Level 3	2024	1	-	2	-	1	4	-	-	-	-	-	-	8	-11%	8
	2023	-	1	6	-	-	2	1	1	7	4	1	-	9	▼	23
Miscellaneous Civil	2024	130	89	116	114	91	80	-	-	-	-	-	-	620	-3%	620
	2023	122	116	123	90	95	91	81	100	85	113	88	74	637	▼	1,178
Misdemeanor	2024	1	3	12	3	10	9	-	-	-	-	-	-	38	3%	38
	2023	2	9	4	5	11	6	2	10	4	6	2	12	37	▲	73
Other	2024	18	3	5	9	6	9	-	-	-	-	-	-	50	6%	50
	2023	5	5	16	5	14	2	7	8	7	18	2	5	47	▲	94
Other Criminally Related Matters	2024	3	-	1	2	10	5	-	-	-	-	-	-	21	425%	21
	2023	-	-	4	-	-	-	1	1	-	1	-	-	4	▲	7
Probates/Wills & Trusts - Level 2	2024	1	-	1	-	2	-	-	-	-	-	-	-	4	-33%	4
	2023	1	3	-	-	1	1	-	1	-	2	1	-	6	▼	10
Protective Orders	2024	-	-	1	-	-	-	-	-	-	-	-	-	1	1	1
	2023	-	-	-	-	-	-	-	-	-	-	-	-	0	↔	0
Uncontested Divorce	2024	3	5	8	4	5	4	-	-	-	-	-	-	29	-17%	29
	2023	10	8	6	2	3	6	12	8	4	4	3	2	35	▼	68

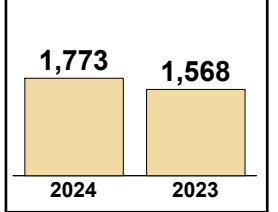
Dashboard

Court: Petersburg Circuit
Start/End Date: Jan-23 / Jun-24
2023 Average Month: 254
Jan-Jun 2023: 1,568
Filings Trending: ▲
Circuit/Court ID: 11 211730
Type of Case: Filings
2024 Average Month: 296
Jan-Jun 2024 : 1,773
Overall AVG. Month: 268

Monthly Filings Summary



Jan --- Jun Filings



Filings by Division

Table with columns: Divisions, Jan, Feb, Mar, Apr, May, Jun, Jul, Aug, Sep, Oct, Nov, Dec, Thru Jun, % Change, Total. Rows include Total, Civil, Criminal, Concealed Handgun Permits, Miscellaneous/Other, and Others.

Filings by Case Category

Table with columns: Case Categories, Jan, Feb, Mar, Apr, May, Jun, Jul, Aug, Sep, Oct, Nov, Dec, Thru Jun, % Change, Total. Rows include Administrative Law, Contested Divorce, Domestic and Family (Levels 1 & 2), Felonies and Related Matters, General Civil (Levels 1, 2, & 3), Miscellaneous Civil, Misdemeanor, Other, Other Criminally Related Matters, Probates/Wills & Trusts (Levels 1 & 2), Protective Orders, and Uncontested Divorce.

CPSS-CCMS-10.01 CASELOAD STATISTICS OF THE CIRCUIT COURTS

Colonial Heights

January 2023 -- June 2024 Filings

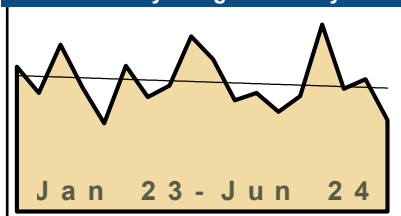
Alexandria and Fairfax Circuit are not Included in State Totals

Dashboard

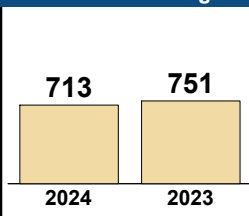
Court: Colonial Heights Circuit
Start/End Date: Jan-23 / Jun-24
2023 Average Month: 126
Jan-Jun 2023: 751
Filings Trending: ▼

Circuit/Court ID: 12 212570
Type of Case: Filings
2024 Average Month: 119
Jan-Jun 2024 : 713
Overall AVG. Month: 124

Monthly Filings Summary



Jan --- Jun Filings



Filings by Division

Divisions		Jan	Feb	Mar	Apr	May	Jun	Jul	Aug	Sep	Oct	Nov	Dec	Thru Jun	% Change	Total
Total	2024	95	110	178	117	126	87	-	-	-	-	-	-	713	-5%	713
	2023	138	113	159	118	84	139	109	120	167	145	106	113	751	▼	1,511
Civil	2024	9	16	16	19	7	14	-	-	-	-	-	-	81	19%	81
	2023	9	7	10	14	10	18	13	13	13	14	11	15	68	▲	147
Criminal	2024	40	47	80	50	77	34	-	-	-	-	-	-	328	-11%	328
	2023	70	51	68	71	36	73	67	69	108	94	58	56	369	▼	821
Concealed Handgun Permits	2024	26	27	40	28	20	26	-	-	-	-	-	-	167	-16%	167
	2023	40	34	49	25	25	25	20	23	23	22	22	23	198	▼	331
Miscellaneous/ Other	2024	20	20	42	20	21	13	-	-	-	-	-	-	136	17%	136
	2023	19	21	32	8	13	23	9	14	19	14	15	19	116	▲	206
Others	2024	-	-	-	-	1	-	-	-	-	-	-	-	1	1	1
	2023	-	-	-	-	-	-	-	1	4	1	-	-	0	↔	6

Filings by Case Category

Case Categories		Jan	Feb	Mar	Apr	May	Jun	Jul	Aug	Sep	Oct	Nov	Dec	Thru Jun	% Change	Total
Administrative Law	2024	-	1	-	1	-	-	-	-	-	-	-	-	2	2	2
	2023	-	-	-	-	-	-	-	-	-	-	-	-	0	↔	0
Contested Divorce	2024	1	3	2	4	-	3	-	-	-	-	-	-	13	63%	13
	2023	2	-	1	3	1	1	1	-	-	1	2	1	8	▲	13
Domestic and Family - Level 1	2024	-	-	5	2	-	1	-	-	-	-	-	-	8	0%	8
	2023	-	-	2	-	-	6	-	5	-	5	1	4	8	↔	23
Domestic and Family - Level 2	2024	-	-	1	-	-	1	-	-	-	-	-	-	2	-50%	2
	2023	-	-	1	1	-	2	-	1	3	3	-	1	4	▼	12
Felonies and Related Matters	2024	26	31	55	34	57	27	-	-	-	-	-	-	230	-9%	230
	2023	41	40	50	42	28	51	49	51	82	81	45	45	252	▼	605
General Civil - Level 1	2024	-	1	-	-	-	-	-	-	-	-	-	-	1	0%	1
	2023	1	-	-	-	-	-	-	1	-	-	-	-	1	↔	2
General Civil - Level 2	2024	5	4	7	2	2	5	-	-	-	-	-	-	25	178%	25
	2023	-	-	3	3	3	-	1	4	3	2	1	2	9	▲	22
General Civil - Level 3	2024	1	4	4	1	2	1	-	-	-	-	-	-	13	44%	13
	2023	1	-	-	1	4	3	6	1	3	2	4	2	9	▲	27
Miscellaneous Civil	2024	35	34	61	45	33	38	-	-	-	-	-	-	246	-6%	246
	2023	50	47	70	30	32	34	27	32	37	28	27	35	263	▼	449
Misdemeanor	2024	11	15	14	12	18	6	-	-	-	-	-	-	76	-19%	76
	2023	24	10	10	26	6	18	17	13	23	10	13	10	94	▼	180
Other	2024	9	13	12	4	7	2	-	-	-	-	-	-	47	2%	47
	2023	9	8	10	3	4	12	3	5	7	7	8	5	46	▲	81
Other Criminally Related Matters	2024	3	1	11	4	2	1	-	-	-	-	-	-	22	-21%	22
	2023	5	1	8	3	2	9	1	5	3	3	-	1	28	▼	41
Probates/Wills & Trusts - Level 1	2024	-	-	1	-	-	-	-	-	-	-	-	-	1	1	1
	2023	-	-	-	-	-	-	-	-	-	-	-	1	0	↔	1
Probates/Wills & Trusts - Level 2	2024	-	2	-	2	-	-	-	-	-	-	-	-	4	0%	4
	2023	1	2	-	1	-	-	-	-	2	-	-	-	4	↔	6
Protective Orders	2024	-	-	-	-	-	-	-	-	-	-	-	-	0	-100%	0
	2023	-	2	1	-	-	1	-	1	-	-	1	-	4	▼	6
Uncontested Divorce	2024	4	1	5	6	5	2	-	-	-	-	-	-	23	10%	23
	2023	4	3	3	5	4	2	4	1	4	3	4	6	21	▲	43

This report reflects data in the case management system. Numbers will update accordingly as reports are refreshed and posted.

Dashboard		Monthly Filings Summary		Jan --- Jun Filings			
Court: Richmond Circuit Start/End Date: Jan-23 / Jun-24 2023 Average Month: 1,038 Jan-Jun 2023: 6,671 Filings Trending: ▼		Circuit/Court ID: 13 213760 Type of Case: Filings 2024 Average Month: 1,009 Jan-Jun 2024 : 6,056 Overall AVG. Month: 1,029		<p style="font-size: small; font-weight: bold;">Jan 23 - Jun 24</p>		<div style="display: flex; justify-content: space-around; align-items: center;"> <div style="text-align: center;"> <p style="font-size: x-large; font-weight: bold;">6,056</p> <p style="font-size: x-small; font-weight: bold;">2024</p> </div> <div style="text-align: center;"> <p style="font-size: x-large; font-weight: bold;">6,671</p> <p style="font-size: x-small; font-weight: bold;">2023</p> </div> </div>	

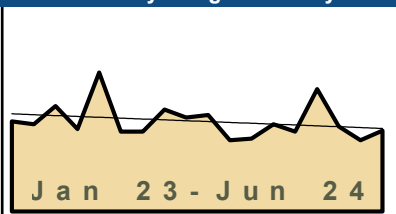
Filings by Division																
Divisions		Jan	Feb	Mar	Apr	May	Jun	Jul	Aug	Sep	Oct	Nov	Dec	Thru Jun	% Change	Total
Total	2024	1,091	1,067	996	1,115	1,029	758	-	-	-	-	-	-	6,056	-9%	6,056
	2023	1,113	1,067	1,234	999	1,172	1,086	953	1,039	864	1,134	926	874	6,671	▼	12,461
Civil	2024	221	220	203	195	176	220	-	-	-	-	-	-	1,235	-6%	1,235
	2023	225	244	244	201	213	191	158	186	165	221	159	161	1,318	▼	2,368
Criminal	2024	362	290	264	336	390	272	-	-	-	-	-	-	1,914	-2%	1,914
	2023	311	265	374	275	366	353	254	333	240	392	285	254	1,944	▼	3,702
Concealed Handgun Permits	2024	112	121	122	137	102	84	-	-	-	-	-	-	678	-23%	678
	2023	162	145	176	136	144	116	104	102	89	103	100	115	879	▼	1,492
Miscellaneous/Other	2024	393	432	402	443	358	180	-	-	-	-	-	-	2,208	-12%	2,208
	2023	408	410	438	384	447	424	432	414	365	418	379	342	2,511	▼	4,861
Others	2024	3	4	5	4	3	2	-	-	-	-	-	-	21	11%	21
	2023	7	3	2	3	2	2	5	4	5	-	3	2	19	▲	38

Filings by Case Category																
Case Categories		Jan	Feb	Mar	Apr	May	Jun	Jul	Aug	Sep	Oct	Nov	Dec	Thru Jun	% Change	Total
Administrative Law	2024	5	3	9	1	4	2	-	-	-	-	-	-	24	0%	24
	2023	2	4	5	3	7	3	5	3	3	5	1	4	24	↔	45
Capital Murder	2024	1	-	-	-	-	-	-	-	-	-	-	-	1	0%	1
	2023	1	-	-	-	-	-	-	1	-	-	-	-	1	↔	2
Contested Divorce	2024	14	10	14	13	6	7	-	-	-	-	-	-	64	-4%	64
	2023	9	7	18	10	11	12	12	10	11	10	7	8	67	▼	125
Domestic and Family - Level 1	2024	6	20	15	7	3	3	-	-	-	-	-	-	54	-36%	54
	2023	9	26	13	15	8	13	10	8	11	16	7	8	84	▼	144
Domestic and Family - Level 2	2024	19	15	17	10	11	11	-	-	-	-	-	-	83	-14%	83
	2023	14	13	10	17	23	19	10	14	16	15	16	8	96	▼	175
Felonies and Related Matters	2024	286	230	195	266	314	209	-	-	-	-	-	-	1,500	2%	1,500
	2023	247	201	276	199	290	261	183	269	157	312	212	202	1,474	▲	2,809
General Civil - Level 1	2024	4	3	8	7	2	6	-	-	-	-	-	-	30	-23%	30
	2023	9	6	3	6	9	6	7	11	6	5	8	11	39	▼	87
General Civil - Level 2	2024	128	100	99	100	110	143	-	-	-	-	-	-	680	9%	680
	2023	107	113	110	107	94	91	72	97	79	124	90	92	622	▲	1,176
General Civil - Level 3	2024	37	35	39	40	24	31	-	-	-	-	-	-	206	-11%	206
	2023	52	52	46	25	31	26	35	31	38	31	22	24	232	▼	413
Miscellaneous Civil	2024	267	329	309	345	256	195	-	-	-	-	-	-	1,701	-12%	1,701
	2023	331	307	367	320	331	271	298	252	260	257	272	228	1,927	▼	3,494
Misdemeanor	2024	44	31	45	35	50	36	-	-	-	-	-	-	241	-15%	241
	2023	34	43	57	51	37	60	36	31	53	54	49	28	282	▼	533
Other	2024	204	204	185	216	187	56	-	-	-	-	-	-	1,052	-23%	1,052
	2023	224	233	237	190	240	244	214	241	175	234	187	208	1,368	▼	2,627
Other Criminally Related Matters	2024	40	35	32	41	32	31	-	-	-	-	-	-	211	-7%	211
	2023	36	27	47	29	47	42	39	38	33	34	29	27	228	▼	428
Probates/Wills & Trusts - Level 1	2024	1	-	1	-	1	1	-	-	-	-	-	-	4	0%	4
	2023	-	-	1	-	-	3	1	-	-	1	-	1	4	↔	7
Probates/Wills & Trusts - Level 2	2024	13	29	5	6	5	6	-	-	-	-	-	-	64	36%	64
	2023	9	5	13	8	6	6	8	6	4	9	9	3	47	▲	86
Uncontested Divorce	2024	22	23	23	28	24	21	-	-	-	-	-	-	141	-20%	141
	2023	29	30	31	19	38	29	23	27	18	27	17	22	176	▼	310

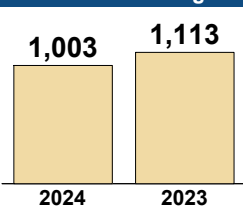
Dashboard

Court: Caroline Circuit
Start/End Date: Jan-23 / Jun-24
2023 Average Month: 175
Jan-Jun 2023: 1,113
Filings Trending: ▼
Circuit/Court ID: 15 215033
Type of Case: Filings
2024 Average Month: 167
Jan-Jun 2024 : 1,003
Overall AVG. Month: 172

Monthly Filings Summary



Jan --- Jun Filings



Filings by Division

Table with columns for Divisions, months (Jan-Dec), Thru Jun, % Change, and Total. Rows include Total, Civil, Criminal, Concealed Handgun Permits, Miscellaneous/Other, and Others.

Filings by Case Category


Table with columns for Case Categories, months (Jan-Dec), Thru Jun, % Change, and Total. Rows include Administrative Law, Contested Divorce, Domestic and Family, Felonies and Related Matters, General Civil, Miscellaneous Civil, Misdemeanor, Other, Other Criminally Related Matters, Probates/Wills & Trusts, and Uncontested Divorce.

Dashboard

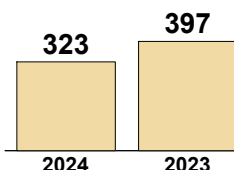
Court: Essex Circuit
 Start/End Date: Jan-23 / Jun-24
 2023 Average Month: 62
 Jan-Jun 2023: 397
 Filings Trending: ▼

Circuit/Court ID: 15 215057
 Type of Case: Filings
 2024 Average Month:54
 Jan-Jun 2024 : 323
 Overall AVG. Month: 59

Monthly Filings Summary



Jan --- Jun Filings



Filings by Division

Divisions		Jan	Feb	Mar	Apr	May	Jun	Jul	Aug	Sep	Oct	Nov	Dec	Thru Jun	% Change	Total
Total	2024	65	37	50	70	47	54	-	-	-	-	-	-	323	-19%	323
	2023	62	60	114	52	51	58	29	55	109	67	42	43	397	▼	742
Civil	2024	5	6	12	13	12	7	-	-	-	-	-	-	55	-2%	55
	2023	12	7	7	9	15	6	9	11	2	10	2	4	56	▼	94
Criminal	2024	16	4	5	20	11	19	-	-	-	-	-	-	75	-33%	75
	2023	10	3	56	20	7	16	3	17	61	22	9	22	112	▼	246
Concealed Handgun Permits	2024	28	14	18	23	19	13	-	-	-	-	-	-	115	-13%	115
	2023	25	30	29	12	11	25	15	13	30	20	16	12	132	▼	238
Miscellaneous/Other	2024	16	13	15	14	5	15	-	-	-	-	-	-	78	-20%	78
	2023	15	20	22	11	18	11	2	14	16	15	14	5	97	▼	163
Others	2024	-	-	-	-	-	-	-	-	-	-	-	-	0	0	0
	2023	-	-	-	-	-	-	-	-	-	-	1	-	0	↔	1

Filings by Case Category

Case Categories		Jan	Feb	Mar	Apr	May	Jun	Jul	Aug	Sep	Oct	Nov	Dec	Thru Jun	% Change	Total
Administrative Law	2024	-	-	-	-	-	-	-	-	-	-	-	-	0	0	0
	2023	-	-	-	-	-	-	1	-	-	-	-	-	0	↔	1
Contested Divorce	2024	1	-	-	1	2	1	-	-	-	-	-	-	5	-38%	5
	2023	1	2	2	1	1	1	-	-	-	-	-	-	8	▼	8
Domestic and Family - Level 1	2024	-	-	7	2	4	-	-	-	-	-	-	-	13	63%	13
	2023	1	-	1	-	6	-	1	9	-	-	-	1	8	▲	19
Domestic and Family - Level 2	2024	-	-	-	-	-	-	-	-	-	-	-	-	0	-100%	0
	2023	1	-	1	2	2	-	-	-	-	1	-	-	6	▼	7
Felonies and Related Matters	2024	13	3	2	10	8	13	-	-	-	-	-	-	49	-44%	49
	2023	7	2	41	17	7	13	2	9	60	12	5	15	87	▼	190
General Civil - Level 1	2024	-	-	-	-	-	-	-	-	-	-	-	-	0	-100%	0
	2023	-	-	-	1	-	1	-	-	-	-	1	-	2	▼	3
General Civil - Level 2	2024	3	2	1	3	2	4	-	-	-	-	-	-	15	25%	15
	2023	2	-	1	6	2	1	-	-	1	2	1	2	12	▲	18
General Civil - Level 3	2024	-	2	2	5	1	1	-	-	-	-	-	-	11	0%	11
	2023	4	1	2	1	3	-	4	1	1	6	1	-	11	↔	24
Miscellaneous Civil	2024	32	16	23	26	19	17	-	-	-	-	-	-	133	-13%	133
	2023	29	32	33	15	16	27	17	14	33	26	22	15	152	▼	279
Misdemeanor	2024	3	-	-	8	2	1	-	-	-	-	-	-	14	133%	14
	2023	3	1	2	-	-	-	1	4	-	8	2	3	6	▲	24
Other	2024	12	11	10	11	5	10	-	-	-	-	-	-	59	-19%	59
	2023	11	18	17	6	13	8	-	12	12	8	9	2	73	▼	116
Other Criminally Related Matters	2024	-	1	3	2	1	5	-	-	-	-	-	-	12	-37%	12
	2023	-	-	13	3	-	3	2	4	1	2	2	4	19	▼	34
Probates/Wills & Trusts - Level 1	2024	-	1	-	-	-	-	-	-	-	-	-	-	1	1	1
	2023	-	-	-	-	-	-	-	-	-	-	-	-	0	↔	0
Probates/Wills & Trusts - Level 2	2024	1	-	-	1	-	-	-	-	-	-	-	-	2	2	2
	2023	-	-	-	-	-	-	-	-	-	-	-	1	0	↔	1
Uncontested Divorce	2024	-	1	2	1	3	2	-	-	-	-	-	-	9	-31%	9
	2023	3	4	1	-	1	4	1	2	1	1	-	-	13	▼	18

This report reflects data in the case management system. Numbers will update accordingly as reports are refreshed and posted.

CPSS-CCMS-10.01 CASELOAD STATISTICS OF THE CIRCUIT COURTS

January 2023 -- June 2024 Filings

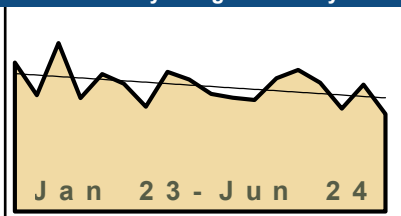
Alexandria and Fairfax Circuit are not Included in State Totals

Dashboard

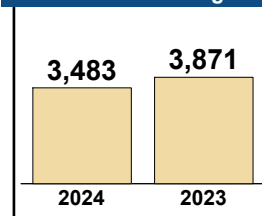
Court: Hanover Circuit
Start/End Date: Jan-23 / Jun-24
2023 Average Month: 608
Jan-Jun 2023: 3,871
Filings Trending: ▼

Circuit/Court ID: 15 215085
Type of Case: Filings
2024 Average Month: 581
Jan-Jun 2024 : 3,483
Overall AVG. Month: 599

Monthly Filings Summary



Jan --- Jun Filings



Filings by Division

Divisions		Jan	Feb	Mar	Apr	May	Jun	Jul	Aug	Sep	Oct	Nov	Dec	Thru Jun	% Change	Total
Total	2024	635	674	613	491	605	465	-	-	-	-	-	-	3,483	-10%	3,483
	2023	710	554	803	541	654	609	499	666	629	561	542	532	3,871	▼	7,300
Civil	2024	126	129	127	134	99	92	-	-	-	-	-	-	707	1%	707
	2023	82	94	150	99	130	145	102	151	119	116	93	104	700	▲	1,385
Criminal	2024	210	252	218	141	230	197	-	-	-	-	-	-	1,248	-9%	1,248
	2023	225	184	274	199	271	215	177	284	261	195	221	236	1,368	▼	2,742
Concealed Handgun Permits	2024	251	208	199	156	146	119	-	-	-	-	-	-	1,079	-17%	1,079
	2023	291	216	248	192	176	172	139	161	158	199	171	154	1,295	▼	2,277
Miscellaneous/ Other	2024	48	85	67	60	130	57	-	-	-	-	-	-	447	-12%	447
	2023	112	60	130	51	77	77	81	69	90	51	57	38	507	▼	893
Others	2024	-	-	2	-	-	-	-	-	-	-	-	-	2	100%	2
	2023	-	-	1	-	-	-	-	1	1	-	-	-	1	▲	3

Filings by Case Category

Case Categories		Jan	Feb	Mar	Apr	May	Jun	Jul	Aug	Sep	Oct	Nov	Dec	Thru Jun	% Change	Total
Administrative Law	2024	1	2	1	-	1	-	-	-	-	-	-	-	5	150%	5
	2023	-	1	-	1	-	-	-	-	2	1	-	-	2	▲	5
Capital Murder	2024	-	-	-	-	-	-	-	-	-	-	-	-	0	-100%	0
	2023	-	-	-	-	2	-	-	-	-	-	-	-	2	▼	2
Contested Divorce	2024	18	19	16	20	19	11	-	-	-	-	-	-	103	-20%	103
	2023	15	14	29	22	22	27	17	20	12	16	13	18	129	▼	225
Domestic and Family - Level 1	2024	5	5	5	3	6	6	-	-	-	-	-	-	30	20%	30
	2023	3	2	7	2	5	6	11	7	10	9	5	6	25	▲	73
Domestic and Family - Level 2	2024	5	3	5	15	8	5	-	-	-	-	-	-	41	14%	41
	2023	2	4	7	1	13	9	7	10	10	6	5	2	36	▲	76
Felonies and Related Matters	2024	127	149	121	74	143	130	-	-	-	-	-	-	744	-7%	744
	2023	132	89	167	129	163	118	109	161	166	111	142	118	798	▼	1,605
General Civil - Level 1	2024	-	-	-	1	-	1	-	-	-	-	-	-	2	0%	2
	2023	-	-	-	1	-	1	2	-	-	-	1	-	2	↔	6
General Civil - Level 2	2024	34	40	37	38	21	18	-	-	-	-	-	-	188	29%	188
	2023	16	15	35	19	25	36	14	54	38	43	23	37	146	▲	355
General Civil - Level 3	2024	10	7	8	6	4	5	-	-	-	-	-	-	40	3%	40
	2023	4	9	3	4	6	13	6	12	6	2	8	5	39	▲	78
Miscellaneous Civil	2024	299	291	260	215	276	170	-	-	-	-	-	-	1,511	-15%	1,511
	2023	400	276	371	239	254	248	213	226	244	250	219	195	1,788	▼	3,135
Misdemeanor	2024	74	90	86	59	82	59	-	-	-	-	-	-	450	-14%	450
	2023	85	87	100	64	101	87	63	107	90	79	75	115	524	▼	1,053
Other	2024	5	6	7	3	2	3	-	-	-	-	-	-	26	-13%	26
	2023	3	4	7	7	4	5	3	6	4	2	3	8	30	▼	56
Other Criminally Related Matters	2024	9	13	11	8	5	8	-	-	-	-	-	-	54	10%	54
	2023	8	8	8	6	9	10	8	16	7	5	5	3	49	▲	93
Probates/Wills & Trusts - Level 1	2024	-	1	1	-	-	-	-	-	-	-	-	-	2	-60%	2
	2023	-	-	1	1	1	2	-	1	2	1	-	-	5	▼	9
Probates/Wills & Trusts - Level 2	2024	6	6	3	2	-	4	-	-	-	-	-	-	21	11%	21
	2023	2	1	5	4	5	2	-	1	1	-	2	2	19	▲	25
Uncontested Divorce	2024	42	42	52	47	38	45	-	-	-	-	-	-	266	-4%	266
	2023	40	44	63	41	44	45	46	45	37	35	42	22	277	▼	504


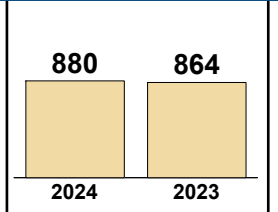
This report reflects data in the case management system. Numbers will update accordingly as reports are refreshed and posted.

CPSS-CCMS-10.01 CASELOAD STATISTICS OF THE CIRCUIT COURTS

King George

January 2023 -- June 2024 Filings

Alexandria and Fairfax Circuit are not Included in State Totals

Dashboard		Monthly Filings Summary		Jan --- Jun Filings	
Court: King George Circuit	Circuit/Court ID: 15 215099				
Start/End Date: Jan-23 / Jun-24	Type of Case: Filings				
2023 Average Month: 142	2024 Average Month: 147				
Jan-Jun 2023: 864	Jan-Jun 2024 : 880				
Filings Trending: ↔	Overall AVG. Month: 143				

Filings by Division																
Divisions		Jan	Feb	Mar	Apr	May	Jun	Jul	Aug	Sep	Oct	Nov	Dec	Thru Jun	% Change	Total
Total	2024	207	120	130	173	114	136	-	-	-	-	-	-	880	2%	880
	2023	180	166	155	118	112	133	158	121	134	192	111	120	864	▲	1,700
Civil	2024	14	13	18	28	16	9	-	-	-	-	-	-	98	18%	98
	2023	22	15	10	12	14	10	12	10	23	11	18	11	83	▲	168
Criminal	2024	102	32	21	72	32	46	-	-	-	-	-	-	305	4%	305
	2023	70	63	51	37	21	51	76	36	45	100	25	46	293	▲	621
Concealed Handgun Permits	2024	71	52	66	52	43	63	-	-	-	-	-	-	347	-6%	347
	2023	60	71	71	49	60	58	52	59	50	66	54	40	369	▼	690
Miscellaneous/Other	2024	20	23	25	21	22	18	-	-	-	-	-	-	129	8%	129
	2023	28	17	23	20	17	14	18	16	16	15	14	23	119	▲	221
Others	2024	-	-	-	-	1	-	-	-	-	-	-	-	1	1	1
	2023	-	-	-	-	-	-	-	-	-	-	-	-	0	↔	0

Filings by Case Category																
Case Categories		Jan	Feb	Mar	Apr	May	Jun	Jul	Aug	Sep	Oct	Nov	Dec	Thru Jun	% Change	Total
Capital Murder	2024	-	-	-	-	-	-	-	-	-	-	-	-	0	-100%	0
	2023	-	-	1	-	-	-	-	-	-	-	-	-	1	▼	1
Contested Divorce	2024	1	2	3	4	-	2	-	-	-	-	-	-	12	33%	12
	2023	3	1	1	2	1	1	4	3	1	-	-	2	9	▲	19
Domestic and Family - Level 1	2024	3	1	1	8	2	-	-	-	-	-	-	-	15	-6%	15
	2023	-	7	2	2	1	4	1	1	4	-	-	-	16	▼	22
Domestic and Family - Level 2	2024	1	1	1	-	1	1	-	-	-	-	-	-	5	67%	5
	2023	2	-	-	-	1	-	-	1	2	3	1	-	3	▲	10
Felonies and Related Matters	2024	75	20	10	43	12	25	-	-	-	-	-	-	185	3%	185
	2023	56	25	28	24	10	36	48	27	28	64	22	28	179	▲	396
General Civil - Level 1	2024	1	-	1	-	-	-	-	-	-	-	-	-	2	2	2
	2023	-	-	-	-	-	-	-	-	-	-	1	-	0	↔	2
General Civil - Level 2	2024	3	4	3	4	3	1	-	-	-	-	-	-	18	13%	18
	2023	4	-	1	1	7	3	3	1	6	2	7	2	16	▲	37
General Civil - Level 3	2024	1	3	3	1	3	1	-	-	-	-	-	-	12	-14%	12
	2023	7	1	1	2	2	1	2	-	-	1	5	2	14	▼	24
Miscellaneous Civil	2024	80	64	79	62	62	77	-	-	-	-	-	-	424	-6%	424
	2023	79	83	85	65	72	68	64	71	61	76	59	57	452	▼	840
Misdemeanor	2024	26	11	8	20	19	19	-	-	-	-	-	-	103	3%	103
	2023	13	34	19	12	8	14	21	6	13	35	3	16	100	▲	194
Other	2024	8	10	12	11	6	3	-	-	-	-	-	-	50	43%	50
	2023	9	5	8	4	5	4	6	5	5	3	9	7	35	▲	70
Other Criminally Related Matters	2024	1	1	3	9	1	2	-	-	-	-	-	-	17	31%	17
	2023	1	4	3	1	3	1	7	3	7	1	-	2	13	▲	33
Probates/Wills & Trusts - Level 2	2024	-	-	-	1	2	2	-	-	-	-	-	-	5	0%	5
	2023	-	-	1	4	-	-	-	-	-	2	-	-	5	↔	7
Protective Orders	2024	1	-	-	3	-	1	-	-	-	-	-	-	5	5	5
	2023	-	-	-	-	-	-	-	-	1	-	-	2	0	↔	3
Uncontested Divorce	2024	6	3	6	7	3	2	-	-	-	-	-	-	27	29%	27
	2023	6	6	5	1	2	1	2	3	6	4	5	1	21	▲	42

This report reflects data in the case management system. Numbers will update accordingly as reports are refreshed and posted.

Dashboard	Monthly Filings Summary	Jan --- Jun Filings				
<p>Court: Lancaster Circuit Start/End Date: Jan-23 / Jun-24 2023 Average Month: 64 Jan-Jun 2023: 384 Filings Trending: ▼</p> <p>Circuit/Court ID: 15 215103 Type of Case: Filings 2024 Average Month: 62 Jan-Jun 2024 : 371 Overall AVG. Month: 63</p>	<p>Jan 23 - Jun 24</p>	<table border="1" style="margin: auto;"> <tr> <td style="width:50%; text-align: center;">371</td> <td style="width:50%; text-align: center;">384</td> </tr> <tr> <td style="text-align: center;">2024</td> <td style="text-align: center;">2023</td> </tr> </table>	371	384	2024	2023
371	384					
2024	2023					

Filings by Division																
Divisions		Jan	Feb	Mar	Apr	May	Jun	Jul	Aug	Sep	Oct	Nov	Dec	Thru Jun	% Change	Total
Total	2024	99	69	44	81	40	38	-	-	-	-	-	-	371	-3%	371
	2023	63	81	70	59	64	47	88	45	68	88	33	59	384	▼	765
Civil	2024	18	7	4	8	6	11	-	-	-	-	-	-	54	29%	54
	2023	3	4	7	10	13	5	4	8	2	5	3	12	42	▲	76
Criminal	2024	51	35	13	41	7	7	-	-	-	-	-	-	154	22%	154
	2023	24	34	12	25	17	14	54	15	36	52	8	17	126	▲	308
Concealed Handgun Permits	2024	17	20	18	23	15	12	-	-	-	-	-	-	105	-29%	105
	2023	25	31	41	16	18	16	23	10	23	20	19	22	147	▼	264
Miscellaneous/ Other	2024	13	7	9	9	12	8	-	-	-	-	-	-	58	-16%	58
	2023	11	12	10	8	16	12	7	12	7	11	3	8	69	▼	117

Filings by Case Category																
Case Categories		Jan	Feb	Mar	Apr	May	Jun	Jul	Aug	Sep	Oct	Nov	Dec	Thru Jun	% Change	Total
Administrative Law	2024	-	-	-	-	-	-	-	-	-	-	-	-	0	-100%	0
	2023	1	-	-	-	-	-	-	-	-	-	-	-	1	▼	1
Contested Divorce	2024	-	-	-	1	-	1	-	-	-	-	-	-	2	-33%	2
	2023	-	-	1	2	-	-	-	-	1	-	-	1	3	▼	5
Domestic and Family - Level 1	2024	-	-	-	-	-	5	-	-	-	-	-	-	5	67%	5
	2023	-	-	1	2	-	-	-	3	-	-	-	1	3	▲	8
Domestic and Family - Level 2	2024	-	-	1	-	1	-	-	-	-	-	-	-	2	2	2
	2023	-	-	-	-	-	-	-	1	-	-	-	-	0	↔	1
Felonies and Related Matters	2024	39	14	11	24	7	5	-	-	-	-	-	-	100	9%	100
	2023	12	27	12	17	11	13	41	8	30	40	2	17	92	▲	230
General Civil - Level 1	2024	-	1	-	-	-	-	-	-	-	-	-	-	1	0%	1
	2023	-	-	1	-	-	-	-	-	-	-	-	2	1	↔	3
General Civil - Level 2	2024	4	3	-	4	-	4	-	-	-	-	-	-	15	50%	15
	2023	-	2	2	2	3	1	1	3	1	3	-	2	10	▲	20
General Civil - Level 3	2024	14	1	1	1	2	-	-	-	-	-	-	-	19	19%	19
	2023	-	1	1	3	8	3	-	2	1	3	-	5	16	▲	27
Miscellaneous Civil	2024	21	24	26	31	26	19	-	-	-	-	-	-	147	-24%	147
	2023	30	41	46	21	29	27	25	21	27	26	22	27	194	▼	342
Misdemeanor	2024	10	20	2	16	-	-	-	-	-	-	-	-	48	118%	48
	2023	11	2	-	7	2	-	11	6	6	10	6	-	22	▲	61
Other	2024	9	2	1	1	2	1	-	-	-	-	-	-	16	-20%	16
	2023	6	1	5	2	6	-	7	-	2	3	-	3	20	▼	35
Other Criminally Related Matters	2024	2	1	-	2	-	2	-	-	-	-	-	-	7	-42%	7
	2023	1	5	-	1	4	1	2	1	-	2	1	-	12	▼	18
Probates/Wills & Trusts - Level 2	2024	-	1	-	-	-	-	-	-	-	-	-	-	1	-67%	1
	2023	1	-	1	-	1	-	-	-	-	1	-	-	3	▼	4
Uncontested Divorce	2024	-	2	2	1	2	1	-	-	-	-	-	-	8	14%	8
	2023	1	2	-	2	-	2	1	-	-	-	1	1	7	▲	10

CPSS-CCMS-10.01 CASELOAD STATISTICS OF THE CIRCUIT COURTS

Northumberland

January 2023 -- June 2024 Filings

Alexandria and Fairfax Circuit are not Included in State Totals

Dashboard		Monthly Filings Summary		Jan --- Jun Filings	
<p>Court: Northumberland Circuit Start/End Date: Jan-23 / Jun-24 2023 Average Month: 73 Jan-Jun 2023: 434 Filings Trending: ▼</p>	<p>Circuit/Court ID: 15 215133 Type of Case: Filings 2024 Average Month: 59 Jan-Jun 2024 : 356 Overall AVG. Month: 69</p>	<p style="text-align: center; font-weight: bold; color: #0056b3;">Jan 23 - Jun 24</p>		<p style="text-align: center; font-weight: bold;">356 434</p> <p style="text-align: center;">2024 2023</p>	

Filings by Division																
Divisions		Jan	Feb	Mar	Apr	May	Jun	Jul	Aug	Sep	Oct	Nov	Dec	Thru Jun	% Change	Total
Total	2024	63	57	68	56	69	43	-	-	-	-	-	-	356	-18%	356
	2023	81	66	121	53	63	50	67	54	89	80	57	98	434	▼	879
Civil	2024	5	7	10	8	7	8	-	-	-	-	-	-	45	-40%	45
	2023	20	12	17	10	9	7	6	13	4	8	6	4	75	▼	116
Criminal	2024	16	13	6	8	23	9	-	-	-	-	-	-	75	-3%	75
	2023	15	3	33	6	11	9	24	6	55	25	18	23	77	▼	228
Concealed Handgun Permits	2024	31	26	31	32	22	17	-	-	-	-	-	-	159	-6%	159
	2023	38	26	34	23	26	22	24	22	17	30	22	13	169	▼	297
Miscellaneous/ Other	2024	11	11	21	8	17	9	-	-	-	-	-	-	77	-32%	77
	2023	8	25	37	14	17	12	13	13	13	16	10	58	113	▼	236
Others	2024	-	-	-	-	-	-	-	-	-	-	-	-	0	0	0
	2023	-	-	-	-	-	-	-	-	-	1	1	-	0	↔	2

Filings by Case Category																
Case Categories		Jan	Feb	Mar	Apr	May	Jun	Jul	Aug	Sep	Oct	Nov	Dec	Thru Jun	% Change	Total
Administrative Law	2024	-	-	-	-	-	-	-	-	-	-	-	-	0	0	0
	2023	-	-	-	-	-	-	-	1	-	-	-	-	0	↔	1
Contested Divorce	2024	-	-	1	1	1	1	-	-	-	-	-	-	4	-33%	4
	2023	1	-	2	-	2	1	-	2	-	1	-	-	6	▼	9
Domestic and Family - Level 1	2024	-	-	-	-	-	-	-	-	-	-	-	-	0	-100%	0
	2023	7	2	2	1	-	-	-	1	-	-	-	-	12	▼	13
Domestic and Family - Level 2	2024	-	-	-	-	-	-	-	-	-	-	-	-	0	0	0
	2023	-	-	-	-	-	-	-	-	-	1	1	-	0	↔	2
Felonies and Related Matters	2024	10	9	1	4	20	6	-	-	-	-	-	-	50	-11%	50
	2023	6	2	27	6	9	6	19	4	51	21	14	23	56	▼	188
General Civil - Level 1	2024	-	-	-	-	-	-	-	-	-	-	-	-	0	-100%	0
	2023	-	-	1	-	-	-	1	1	1	1	-	-	1	▼	5
General Civil - Level 2	2024	2	4	3	2	3	3	-	-	-	-	-	-	17	42%	17
	2023	3	2	5	2	-	-	1	4	-	2	2	2	12	▲	23
General Civil - Level 3	2024	1	1	2	2	2	3	-	-	-	-	-	-	11	-50%	11
	2023	1	7	1	3	6	4	3	3	1	-	1	-	22	▼	30
Miscellaneous Civil	2024	33	32	37	33	26	19	-	-	-	-	-	-	180	-10%	180
	2023	41	28	44	29	33	24	26	25	22	38	28	16	199	▼	354
Misdemeanor	2024	6	3	2	2	2	-	-	-	-	-	-	-	15	-6%	15
	2023	9	1	3	1	1	1	4	-	1	2	3	-	16	▼	26
Other	2024	11	5	15	7	14	7	-	-	-	-	-	-	59	-32%	59
	2023	8	23	29	9	9	9	10	8	8	9	5	55	87	▼	182
Other Criminally Related Matters	2024	-	1	3	3	1	3	-	-	-	-	-	-	11	83%	11
	2023	-	-	3	-	1	2	1	2	3	2	1	-	6	▲	15
Probates/Wills & Trusts - Level 1	2024	-	-	-	-	-	-	-	-	-	-	-	-	0	-100%	0
	2023	-	-	-	-	-	1	-	-	-	-	-	-	1	▼	1
Probates/Wills & Trusts - Level 2	2024	-	-	-	-	-	-	-	-	-	-	-	-	0	-100%	0
	2023	-	1	-	-	-	-	-	2	-	1	-	1	1	▼	5
Uncontested Divorce	2024	-	2	4	2	-	1	-	-	-	-	-	-	9	-40%	9
	2023	5	-	4	2	2	2	2	1	2	2	2	1	15	▼	25

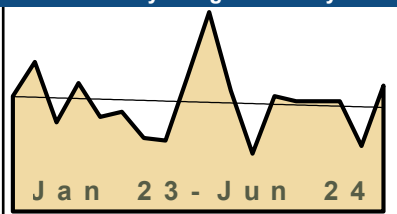
This report reflects data in the case management system. Numbers will update accordingly as reports are refreshed and posted.

Dashboard

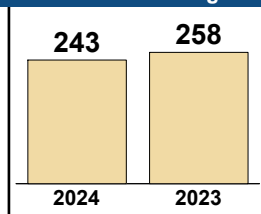
Court: Richmond County Circuit
Start/End Date: Jan-23 / Jun-24
2023 Average Month: 42
Jan-Jun 2023: 258
Filings Trending: ▼

Circuit/Court ID: 15 215159
Type of Case: Filings
2024 Average Month: 41
Jan-Jun 2024 : 243
Overall AVG. Month: 42

Monthly Filings Summary



Jan --- Jun Filings



Filings by Division

Divisions	Jan	Feb	Mar	Apr	May	Jun	Jul	Aug	Sep	Oct	Nov	Dec	Thru Jun	% Change	Total
Total	44	42	42	42	25	48	-	-	-	-	-	-	243	-6%	243
2023	44	57	34	49	36	38	28	27	51	76	46	22	258	▼	508
Civil	4	5	3	3	6	6	-	-	-	-	-	-	27	-16%	27
2023	4	10	5	5	4	4	2	6	2	10	4	2	32	▼	58
Criminal	17	13	12	11	1	26	-	-	-	-	-	-	80	-10%	80
2023	18	15	6	20	15	15	14	9	27	43	35	7	89	▼	224
Concealed Handgun Permits	17	18	25	26	12	14	-	-	-	-	-	-	112	1%	112
2023	18	25	21	21	11	15	7	7	16	9	3	12	111	▲	165
Miscellaneous/Other	6	6	2	2	6	2	-	-	-	-	-	-	24	-8%	24
2023	4	7	2	3	6	4	5	5	6	14	4	1	26	▼	61

Filings by Case Category

Case Categories	Jan	Feb	Mar	Apr	May	Jun	Jul	Aug	Sep	Oct	Nov	Dec	Thru Jun	% Change	Total
Administrative Law	-	-	-	-	-	-	-	-	-	-	-	-	0	-100%	0
2023	-	-	-	1	-	-	-	-	-	-	-	-	1	▼	1
Contested Divorce	-	-	1	1	1	3	-	-	-	-	-	-	6	500%	6
2023	-	-	-	-	-	1	-	-	-	2	2	-	1	▲	5
Domestic and Family - Level 1	2	-	-	-	-	-	-	-	-	-	-	-	2	-50%	2
2023	1	2	-	1	-	-	-	-	1	2	-	-	4	▼	7
Domestic and Family - Level 2	-	-	-	-	2	1	-	-	-	-	-	-	3	3	3
2023	-	-	-	-	-	-	-	-	-	1	-	-	0	↔	1
Felonies and Related Matters	11	7	10	8	1	18	-	-	-	-	-	-	55	0%	55
2023	8	9	3	14	11	10	10	3	11	20	32	2	55	↔	133
General Civil - Level 1	-	1	1	-	-	-	-	-	-	-	-	-	2	-33%	2
2023	-	-	-	1	2	-	-	-	-	-	-	-	3	▼	3
General Civil - Level 2	-	1	1	1	4	-	-	-	-	-	-	-	7	-13%	7
2023	-	3	2	-	2	1	-	4	-	-	-	2	8	▼	14
General Civil - Level 3	2	1	-	-	-	-	-	-	-	-	-	-	3	-25%	3
2023	-	1	-	1	2	-	-	1	1	1	2	-	4	▼	9
Miscellaneous Civil	21	24	27	28	17	16	-	-	-	-	-	-	133	3%	133
2023	22	30	23	23	13	18	10	11	20	17	6	13	129	▲	206
Misdemeanor	3	5	2	3	-	7	-	-	-	-	-	-	20	-23%	20
2023	8	6	1	4	3	4	4	4	10	21	2	-	26	▼	67
Other	2	-	-	-	-	-	-	-	-	-	-	-	2	-67%	2
2023	1	2	-	1	1	1	2	1	1	5	1	-	6	▼	16
Other Criminally Related Matters	3	1	-	-	-	1	-	-	-	-	-	-	5	-38%	5
2023	2	-	2	2	1	1	-	2	6	2	1	5	8	▼	24
Probates/Wills & Trusts - Level 1	-	-	-	-	-	-	-	-	-	1	-	-	0	0	0
2023	-	-	-	-	-	-	-	-	-	-	-	-	0	↔	1
Probates/Wills & Trusts - Level 2	-	-	-	-	-	-	-	-	-	-	-	-	0	0	0
2023	-	-	-	-	-	-	1	-	-	-	-	-	0	↔	1
Uncontested Divorce	-	2	-	1	-	2	-	-	-	-	-	-	5	-62%	5
2023	2	4	3	1	1	2	1	1	-	5	-	-	13	▼	20

CPSS-CCMS-10.01 CASELOAD STATISTICS OF THE CIRCUIT COURTS

Spotsylvania

January 2023 -- June 2024 Filings

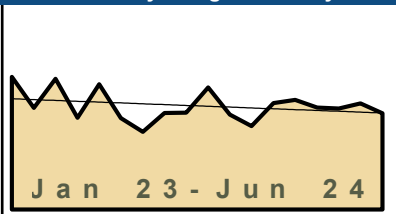
Alexandria and Fairfax Circuit are not Included in State Totals

Dashboard

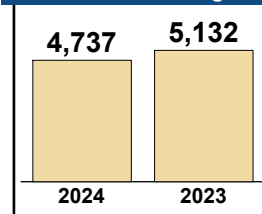
Court: Spotsylvania Circuit
Start/End Date: Jan-23 / Jun-24
2023 Average Month: 790
Jan-Jun 2023: 5,132
Filings Trending: ▼

Circuit/Court ID: 15 215177
Type of Case: Filings
2024 Average Month: 790
Jan-Jun 2024 : 4,737
Overall AVG. Month: 790

Monthly Filings Summary



Jan --- Jun Filings



Filings by Division

Divisions	Jan	Feb	Mar	Apr	May	Jun	Jul	Aug	Sep	Oct	Nov	Dec	Thru Jun	% Change	Total
Total	812	836	776	770	810	733	-	-	-	-	-	-	4,737	-8%	4,737
2023	1,011	774	997	698	956	696	591	735	737	930	723	637	5,132	▼	9,485
Civil	83	78	85	92	133	93	-	-	-	-	-	-	564	3%	564
2023	101	59	137	95	87	70	65	58	111	77	91	66	549	▲	1,017
Criminal	295	379	350	291	316	328	-	-	-	-	-	-	1,959	-1%	1,959
2023	357	311	317	244	455	290	201	325	302	468	271	272	1,974	▼	3,813
Concealed Handgun Permits	309	276	244	251	228	205	-	-	-	-	-	-	1,513	-18%	1,513
2023	410	288	392	242	289	229	230	221	195	276	251	204	1,850	▼	3,227
Miscellaneous/Other	124	102	97	135	133	107	-	-	-	-	-	-	698	-7%	698
2023	142	115	149	116	125	107	94	131	128	109	110	95	754	▼	1,421
Others	1	1	-	1	-	-	-	-	-	-	-	-	3	-40%	3
2023	1	1	2	1	-	-	1	-	1	-	-	-	5	▼	7

Filings by Case Category

Case Categories	Jan	Feb	Mar	Apr	May	Jun	Jul	Aug	Sep	Oct	Nov	Dec	Thru Jun	% Change	Total
Administrative Law	1	-	-	-	-	1	-	-	-	-	-	-	2	-67%	2
2023	1	1	2	-	1	1	1	-	-	2	2	-	6	▼	11
Capital Murder	2	1	1	1	-	-	-	-	-	-	-	-	5	5	5
2023	-	-	-	-	-	-	-	-	-	-	-	-	0	↔	0
Contested Divorce	7	12	10	6	11	8	-	-	-	-	-	-	54	-22%	54
2023	9	14	12	10	15	9	6	6	10	4	11	7	69	▼	113
Domestic and Family - Level 1	10	8	18	24	50	25	-	-	-	-	-	-	135	-22%	135
2023	40	4	61	33	20	14	9	6	30	11	23	11	172	▼	262
Domestic and Family - Level 2	4	6	5	8	6	4	-	-	-	-	-	-	33	65%	33
2023	1	2	4	2	9	2	5	3	3	5	4	3	20	▲	43
Felonies and Related Matters	191	280	258	194	219	241	-	-	-	-	-	-	1,383	2%	1,383
2023	241	224	211	153	325	201	135	227	199	288	184	167	1,355	▲	2,555
General Civil - Level 1	-	1	1	-	2	-	-	-	-	-	-	-	4	-43%	4
2023	2	1	-	1	-	3	3	-	1	1	1	1	7	▼	14
General Civil - Level 2	19	29	23	18	31	25	-	-	-	-	-	-	145	51%	145
2023	14	14	19	17	14	18	17	18	29	22	15	18	96	▲	215
General Civil - Level 3	15	3	5	4	6	4	-	-	-	-	-	-	37	-21%	37
2023	8	6	9	9	7	8	5	7	9	13	12	8	47	▼	101
Miscellaneous Civil	367	334	306	333	313	275	-	-	-	-	-	-	1,928	-13%	1,928
2023	482	338	468	316	335	288	274	277	271	330	310	257	2,227	▼	3,946
Misdemeanor	89	86	77	82	84	77	-	-	-	-	-	-	495	-3%	495
2023	101	74	88	71	107	69	54	87	84	161	76	89	510	▼	1,061
Other	67	44	35	55	47	33	-	-	-	-	-	-	281	-23%	281
2023	70	60	70	43	74	46	45	68	54	56	54	39	363	▼	679
Other Criminally Related Matters	13	12	14	14	14	10	-	-	-	-	-	-	77	-30%	77
2023	15	13	19	20	23	20	12	12	19	19	11	16	110	▼	199
Probates/Wills & Trusts - Level 2	2	3	2	3	2	6	-	-	-	-	-	-	18	-22%	18
2023	5	5	7	2	3	1	6	6	3	3	6	2	23	▼	49
Uncontested Divorce	25	17	21	28	25	24	-	-	-	-	-	-	140	10%	140
2023	22	18	27	21	23	16	19	18	25	15	14	19	127	▲	237

This report reflects data in the case management system. Numbers will update accordingly as reports are refreshed and posted.

CPSS-CCMS-10.01 CASELOAD STATISTICS OF THE CIRCUIT COURTS

Westmoreland

January 2023 -- June 2024 Filings

Alexandria and Fairfax Circuit are not Included in State Totals

Dashboard		Monthly Filings Summary		Jan --- Jun Filings	
Court: Westmoreland Circuit	Circuit/Court ID: 15 215193		<div style="display: flex; justify-content: space-around;"> 587 563 </div>		
Start/End Date: Jan-23 / Jun-24	Type of Case: Filings				
2023 Average Month: 91	2024 Average Month: 98				
Jan-Jun 2023: 563	Jan-Jun 2024 : 587				
Filings Trending: ▲	Overall AVG. Month: 93				

Filings by Division																
Divisions		Jan	Feb	Mar	Apr	May	Jun	Jul	Aug	Sep	Oct	Nov	Dec	Thru Jun	% Change	Total
Total	2024	95	86	112	144	81	69	-	-	-	-	-	-	587	4%	587
	2023	123	85	90	104	90	71	97	82	97	96	75	76	563	▲	1,086
Civil	2024	10	8	7	18	12	17	-	-	-	-	-	-	72	-8%	72
	2023	13	10	6	12	25	12	11	16	14	7	10	4	78	▼	140
Criminal	2024	34	24	43	83	37	31	-	-	-	-	-	-	252	12%	252
	2023	54	31	30	53	27	30	48	25	38	58	24	31	225	▲	449
Concealed Handgun Permits	2024	49	46	43	29	24	15	-	-	-	-	-	-	206	-4%	206
	2023	47	40	45	32	29	22	29	34	31	27	31	29	215	▼	396
Miscellaneous/ Other	2024	2	8	18	14	7	6	-	-	-	-	-	-	55	22%	55
	2023	9	4	9	7	9	7	8	7	14	4	10	12	45	▲	100
Others	2024	-	-	1	-	1	-	-	-	-	-	-	-	2	2	2
	2023	-	-	-	-	-	-	1	-	-	-	-	-	0	↔	1

Filings by Case Category																
Case Categories		Jan	Feb	Mar	Apr	May	Jun	Jul	Aug	Sep	Oct	Nov	Dec	Thru Jun	% Change	Total
Contested Divorce	2024	-	2	3	2	1	1	-	-	-	-	-	-	9	80%	9
	2023	1	-	1	1	1	1	1	-	2	2	1	-	5	▲	11
Domestic and Family - Level 1	2024	2	1	-	8	4	9	-	-	-	-	-	-	24	-4%	24
	2023	4	1	2	1	11	6	6	9	1	2	1	1	25	▼	45
Domestic and Family - Level 2	2024	-	-	-	-	-	-	-	-	-	-	-	-	0	-100%	0
	2023	-	-	-	-	1	-	-	-	1	-	-	-	1	▼	2
Felonies and Related Matters	2024	30	16	29	55	20	19	-	-	-	-	-	-	169	31%	169
	2023	20	16	16	36	17	24	35	14	22	54	21	16	129	▲	291
General Civil - Level 1	2024	-	-	-	-	-	-	-	-	-	-	-	-	0	-100%	0
	2023	-	-	1	-	1	-	2	-	-	-	-	-	2	▼	4
General Civil - Level 2	2024	1	1	1	3	2	2	-	-	-	-	-	-	10	43%	10
	2023	-	1	3	1	1	1	3	2	3	-	3	4	7	▲	22
General Civil - Level 3	2024	4	1	1	3	3	3	-	-	-	-	-	-	15	-25%	15
	2023	1	1	-	9	7	2	1	1	2	-	1	1	20	▼	26
Miscellaneous Civil	2024	50	53	56	42	29	20	-	-	-	-	-	-	250	-1%	250
	2023	55	44	50	38	37	29	35	41	43	31	39	37	253	▼	479
Misdemeanor	2024	3	5	12	15	6	4	-	-	-	-	-	-	45	-36%	45
	2023	28	10	2	16	10	4	10	8	8	4	2	7	70	▼	109
Other	2024	1	-	5	-	2	-	-	-	-	-	-	-	8	300%	8
	2023	1	-	-	-	-	1	1	-	1	-	2	-	2	▲	6
Other Criminally Related Matters	2024	1	3	2	13	11	8	-	-	-	-	-	-	38	23%	38
	2023	11	5	12	1	-	2	3	3	8	-	2	8	31	▲	55
Probates/Wills & Trusts - Level 2	2024	-	-	-	-	-	-	-	-	-	-	-	-	0	-100%	0
	2023	-	-	1	-	-	1	-	1	-	-	1	-	2	▼	4
Protective Orders	2024	-	-	-	-	-	2	-	-	-	-	-	-	2	2	2
	2023	-	-	-	-	-	-	-	-	-	1	-	-	0	↔	1
Uncontested Divorce	2024	3	4	3	3	3	1	-	-	-	-	-	-	17	6%	17
	2023	2	7	2	1	4	-	-	3	6	2	2	2	16	▲	31

This report reflects data in the case management system. Numbers will update accordingly as reports are refreshed and posted.

Dashboard		Monthly Filings Summary		Jan --- Jun Filings	
Court: Fluvanna Circuit	Circuit/Court ID: 16 216065				
Start/End Date: Jan-23 / Jun-24	Type of Case: Filings				
2023 Average Month: 131	2024 Average Month: 142				
Jan-Jun 2023: 770	Jan-Jun 2024 : 853				
Filings Trending: ▲	Overall AVG. Month: 135				

Filings by Division																
Divisions		Jan	Feb	Mar	Apr	May	Jun	Jul	Aug	Sep	Oct	Nov	Dec	Thru Jun	% Change	Total
Total	2024	160	158	117	138	132	148	-	-	-	-	-	-	853	11%	853
	2023	139	130	124	103	169	105	100	141	140	127	115	183	770	▲	1,576
Civil	2024	14	19	14	9	11	20	-	-	-	-	-	-	87	1%	87
	2023	11	13	21	14	16	11	7	15	16	9	17	13	86	▲	163
Criminal	2024	30	48	15	54	29	49	-	-	-	-	-	-	225	32%	225
	2023	27	23	18	18	53	32	24	58	29	47	30	27	171	▲	386
Concealed Handgun Permits	2024	82	59	68	44	58	48	-	-	-	-	-	-	359	5%	359
	2023	70	60	64	43	67	38	52	35	49	39	49	38	342	▲	604
Miscellaneous/Other	2024	33	32	20	31	33	31	-	-	-	-	-	-	180	7%	180
	2023	31	34	21	26	32	24	17	33	45	32	19	105	168	▲	419
Others	2024	1	-	-	-	1	-	-	-	-	-	-	-	2	-33%	2
	2023	-	-	-	2	1	-	-	-	1	-	-	-	3	▼	4

Filings by Case Category																
Case Categories		Jan	Feb	Mar	Apr	May	Jun	Jul	Aug	Sep	Oct	Nov	Dec	Thru Jun	% Change	Total
Administrative Law	2024	-	-	1	-	-	-	-	-	-	-	-	-	1	1	1
	2023	-	-	-	-	-	-	-	-	-	-	-	-	0	↔	0
Contested Divorce	2024	2	1	2	1	1	3	-	-	-	-	-	-	10	-33%	10
	2023	3	4	2	2	3	1	1	2	3	1	1	-	15	▼	23
Domestic and Family - Level 1	2024	5	-	1	-	2	4	-	-	-	-	-	-	12	-29%	12
	2023	-	3	10	4	-	-	1	-	2	-	6	-	17	▼	26
Domestic and Family - Level 2	2024	1	4	3	2	-	1	-	-	-	-	-	-	11	38%	11
	2023	4	1	-	2	1	-	2	3	3	1	3	1	8	▲	21
Felonies and Related Matters	2024	12	37	8	43	26	42	-	-	-	-	-	-	168	44%	168
	2023	12	18	12	16	37	22	15	47	23	31	24	21	117	▲	278
General Civil - Level 2	2024	2	2	1	1	3	3	-	-	-	-	-	-	12	33%	12
	2023	2	3	-	2	1	1	-	5	2	1	2	4	9	▲	23
General Civil - Level 3	2024	1	4	-	3	2	1	-	-	-	-	-	-	11	57%	11
	2023	1	1	-	-	4	1	1	1	4	1	1	2	7	▲	17
Miscellaneous Civil	2024	94	74	78	62	75	65	-	-	-	-	-	-	448	9%	448
	2023	75	72	74	54	91	46	58	47	73	60	57	104	412	▲	811
Misdemeanor	2024	15	4	6	10	3	7	-	-	-	-	-	-	45	5%	45
	2023	11	5	6	2	9	10	6	11	4	5	4	6	43	▲	79
Other	2024	22	17	10	12	17	14	-	-	-	-	-	-	92	-7%	92
	2023	25	20	11	17	9	17	10	21	21	11	10	38	99	▼	210
Other Criminally Related Matters	2024	3	7	1	1	-	-	-	-	-	-	-	-	12	9%	12
	2023	4	-	-	-	7	-	3	1	2	11	2	-	11	▲	30
Probates/Wills & Trusts - Level 1	2024	-	-	-	-	1	-	-	-	-	-	-	-	1	1	1
	2023	-	-	-	-	-	-	1	-	-	-	-	-	0	↔	1
Probates/Wills & Trusts - Level 2	2024	-	2	2	-	-	1	-	-	-	-	-	-	5	5	5
	2023	-	-	-	-	-	-	-	-	-	1	-	-	0	↔	1
Uncontested Divorce	2024	3	6	4	3	2	7	-	-	-	-	-	-	25	-22%	25
	2023	2	3	9	4	7	7	2	3	3	4	5	7	32	▼	56

CPSS-CCMS-10.01 CASELOAD STATISTICS OF THE CIRCUIT COURTS

Goochland

January 2023 -- June 2024 Filings

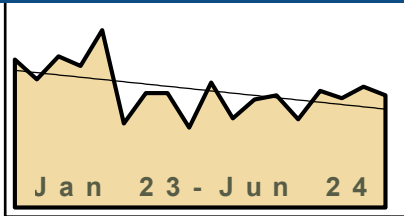
Alexandria and Fairfax Circuit are not Included in State Totals

Dashboard

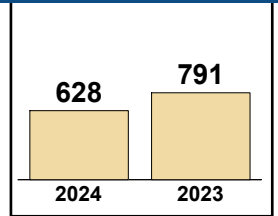
Court: Goochland Circuit
Start/End Date: Jan-23 / Jun-24
2023 Average Month: 116
Jan-Jun 2023: 791
Filings Trending: ▼

Circuit/Court ID: 16 216075
Type of Case: Filings
2024 Average Month: 105
Jan-Jun 2024 : 628
Overall AVG. Month: 112

Monthly Filings Summary



Jan --- Jun Filings



Filings by Division

Divisions		Jan	Feb	Mar	Apr	May	Jun	Jul	Aug	Sep	Oct	Nov	Dec	Thru Jun	% Change	Total
Total	2024	107	84	111	104	115	107	-	-	-	-	-	-	628	-21%	628
	2023	141	122	144	135	169	80	109	109	76	119	85	103	791	▼	1,392
Civil	2024	8	7	15	14	14	10	-	-	-	-	-	-	68	-36%	68
	2023	28	15	25	16	14	9	13	14	16	14	12	12	107	▼	188
Criminal	2024	13	20	36	23	20	20	-	-	-	-	-	-	132	-31%	132
	2023	10	24	30	37	74	17	35	28	7	32	17	26	192	▼	337
Concealed Handgun Permits	2024	68	47	50	51	60	44	-	-	-	-	-	-	320	-23%	320
	2023	90	66	76	62	75	44	47	55	43	62	49	58	413	▼	727
Miscellaneous/Other	2024	18	10	10	16	21	33	-	-	-	-	-	-	108	37%	108
	2023	13	17	13	20	6	10	14	12	10	11	7	7	79	▲	140

Filings by Case Category

Case Categories		Jan	Feb	Mar	Apr	May	Jun	Jul	Aug	Sep	Oct	Nov	Dec	Thru Jun	% Change	Total
Administrative Law	2024	-	-	-	1	-	-	-	-	-	-	-	-	1	1	1
	2023	-	-	-	-	-	-	1	2	-	-	-	-	0	↔	3
Capital Murder	2024	-	3	-	-	-	-	-	-	-	-	-	-	3	200%	3
	2023	-	-	-	1	-	-	-	-	-	-	-	-	1	▲	1
Contested Divorce	2024	2	1	4	3	1	2	-	-	-	-	-	-	13	8%	13
	2023	3	2	4	1	-	2	-	2	4	2	-	-	12	▲	20
Domestic and Family - Level 1	2024	-	-	-	-	-	-	-	-	-	-	-	-	0	-100%	0
	2023	2	-	-	-	1	1	-	2	-	4	3	-	4	▼	13
Domestic and Family - Level 2	2024	-	-	1	1	1	-	-	-	-	-	-	-	3	0%	3
	2023	-	1	1	-	1	-	-	-	-	1	-	1	3	↔	5
Felonies and Related Matters	2024	8	11	28	11	7	12	-	-	-	-	-	-	77	-40%	77
	2023	5	14	12	29	58	10	7	8	3	17	8	12	128	▼	183
General Civil - Level 1	2024	-	-	2	-	1	-	-	-	-	-	-	-	3	50%	3
	2023	1	-	1	-	-	-	-	-	-	-	-	-	2	▲	2
General Civil - Level 2	2024	4	2	3	5	7	5	-	-	-	-	-	-	26	-56%	26
	2023	18	8	8	9	10	6	3	6	5	1	4	4	59	▼	82
General Civil - Level 3	2024	1	2	4	-	1	-	-	-	-	-	-	-	8	-47%	8
	2023	2	1	7	4	-	1	-	3	2	4	5	2	15	▼	31
Miscellaneous Civil	2024	82	57	59	65	79	65	-	-	-	-	-	-	407	-15%	407
	2023	101	81	89	76	81	51	60	63	49	70	53	65	479	▼	839
Misdemeanor	2024	5	5	7	7	10	7	-	-	-	-	-	-	41	-9%	41
	2023	3	8	16	4	10	4	22	16	4	11	8	12	45	▼	118
Other	2024	-	-	-	1	3	9	-	-	-	-	-	-	13	30%	13
	2023	2	1	-	5	-	2	2	-	1	1	1	1	10	▲	16
Other Criminally Related Matters	2024	1	1	1	5	3	1	-	-	-	-	-	-	12	-37%	12
	2023	2	3	2	3	6	3	6	4	-	4	1	2	19	▼	36
Probates/Wills & Trusts - Level 2	2024	1	-	-	-	1	2	-	-	-	-	-	-	4	300%	4
	2023	-	-	-	1	-	-	-	-	-	-	-	1	1	▲	2
Uncontested Divorce	2024	3	2	2	5	1	4	-	-	-	-	-	-	17	31%	17
	2023	2	3	4	2	2	-	8	3	8	4	2	3	13	▲	41

This report reflects data in the case management system. Numbers will update accordingly as reports are refreshed and posted.

Dashboard		Monthly Filings Summary		Jan --- Jun Filings	
Court: Greene Circuit	Circuit/Court ID: 16 216079				
Start/End Date: Jan-23 / Jun-24	Type of Case: Filings				
2023 Average Month: 127	2024 Average Month: 121				
Jan-Jun 2023: 753	Jan-Jun 2024 : 725				
Filings Trending: ▼	Overall AVG. Month: 125				

Filings by Division																
Divisions		Jan	Feb	Mar	Apr	May	Jun	Jul	Aug	Sep	Oct	Nov	Dec	Thru Jun	% Change	Total
Total	2024	75	157	134	128	127	104	-	-	-	-	-	-	725	-4%	725
	2023	112	136	149	139	107	110	106	158	116	132	92	162	753	▼	1,519
Civil	2024	9	5	14	8	11	6	-	-	-	-	-	-	53	-40%	53
	2023	7	8	13	28	23	10	10	11	20	8	10	6	89	▼	154
Criminal	2024	10	60	43	33	35	42	-	-	-	-	-	-	223	-9%	223
	2023	31	51	43	51	16	52	25	67	33	39	15	46	244	▼	469
Concealed Handgun Permits	2024	43	73	51	55	62	34	-	-	-	-	-	-	318	12%	318
	2023	54	56	65	40	42	26	50	55	44	54	46	31	283	▲	563
Miscellaneous/ Other	2024	13	19	26	30	19	22	-	-	-	-	-	-	129	-6%	129
	2023	20	21	28	20	26	22	21	25	19	30	21	79	137	▼	332
Others	2024	-	-	-	2	-	-	-	-	-	-	-	-	2	2	2
	2023	-	-	-	-	-	-	-	-	-	1	-	-	0	↔	1

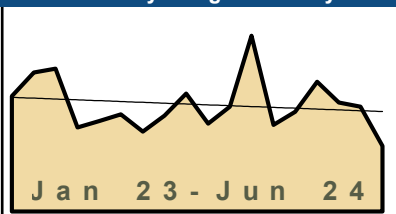
Filings by Case Category																
Case Categories		Jan	Feb	Mar	Apr	May	Jun	Jul	Aug	Sep	Oct	Nov	Dec	Thru Jun	% Change	Total
Administrative Law	2024	-	-	-	-	-	-	-	-	-	-	-	-	0	-100%	0
	2023	1	-	-	1	-	1	-	-	-	-	1	-	3	▼	4
Contested Divorce	2024	1	-	2	1	2	-	-	-	-	-	-	-	6	-33%	6
	2023	-	-	6	1	2	-	3	-	3	1	1	3	9	▼	20
Domestic and Family - Level 1	2024	-	-	4	1	-	-	-	-	-	-	-	-	5	-81%	5
	2023	-	-	1	14	9	3	-	4	11	1	2	-	27	▼	45
Domestic and Family - Level 2	2024	-	-	-	1	1	-	-	-	-	-	-	-	2	-50%	2
	2023	1	-	1	-	1	1	-	2	-	-	2	-	4	▼	8
Felonies and Related Matters	2024	4	42	30	19	24	32	-	-	-	-	-	-	151	-11%	151
	2023	23	31	32	41	13	29	18	32	24	22	10	39	169	▼	314
General Civil - Level 1	2024	-	1	-	-	-	-	-	-	-	-	-	-	1	1	1
	2023	-	-	-	-	-	-	-	-	-	-	-	-	0	↔	0
General Civil - Level 2	2024	2	-	3	1	2	-	-	-	-	-	-	-	8	-38%	8
	2023	1	3	1	3	4	1	2	1	3	1	2	-	13	▼	22
General Civil - Level 3	2024	2	1	1	-	4	-	-	-	-	-	-	-	8	60%	8
	2023	-	-	1	2	1	1	-	-	2	1	-	1	5	▲	9
Miscellaneous Civil	2024	50	79	65	70	71	45	-	-	-	-	-	-	380	8%	380
	2023	65	67	81	45	55	38	59	63	53	65	52	39	351	▲	682
Misdemeanor	2024	6	15	6	12	11	9	-	-	-	-	-	-	59	-5%	59
	2023	5	15	10	7	2	23	5	32	8	13	4	7	62	▼	131
Other	2024	6	13	9	18	10	11	-	-	-	-	-	-	67	-1%	67
	2023	9	10	11	15	13	10	9	17	8	19	14	70	68	▼	205
Other Criminally Related Matters	2024	-	3	7	2	-	1	-	-	-	-	-	-	13	0%	13
	2023	3	5	1	3	1	-	2	3	1	4	1	-	13	↔	24
Probates/Wills & Trusts - Level 1	2024	-	-	-	-	1	-	-	-	-	-	-	-	1	1	1
	2023	-	-	-	-	-	-	-	-	-	-	-	1	0	↔	1
Probates/Wills & Trusts - Level 2	2024	-	-	-	-	-	-	-	-	-	-	-	-	0	-100%	0
	2023	1	1	-	-	1	-	1	-	-	-	-	-	3	▼	4
Protective Orders	2024	-	-	-	-	-	-	-	-	-	-	-	-	0	0	0
	2023	-	-	-	-	-	-	-	-	-	1	-	-	0	↔	1
Uncontested Divorce	2024	4	3	7	3	1	6	-	-	-	-	-	-	24	-8%	24
	2023	3	4	4	7	5	3	7	4	3	4	3	2	26	▼	49

Dashboard

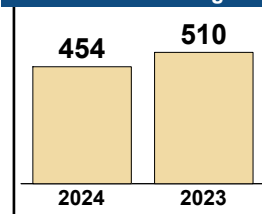
Court: Madison Circuit
Start/End Date: Jan-23 / Jun-24
2023 Average Month: 85
Jan-Jun 2023: 510
Filings Trending: ▼

Circuit/Court ID: 16 216113
Type of Case: Filings
2024 Average Month: 76
Jan-Jun 2024 : 454
Overall AVG. Month: 82

Monthly Filings Summary



Jan --- Jun Filings



Filings by Division

Divisions	Jan	Feb	Mar	Apr	May	Jun	Jul	Aug	Sep	Oct	Nov	Dec	Thru Jun	% Change	Total
Total	66	76	99	83	80	50	-	-	-	-	-	-	454	-11%	454
2023	88	106	109	64	69	74	61	73	90	67	80	134	510	▼	1,015
Civil	7	4	6	11	9	15	-	-	-	-	-	-	52	21%	52
2023	4	8	9	8	7	7	10	6	4	5	4	9	43	▲	81
Criminal	8	20	24	15	25	9	-	-	-	-	-	-	101	-31%	101
2023	24	38	35	12	11	27	5	17	34	19	24	23	147	▼	269
Concealed Handgun Permits	31	34	40	39	31	15	-	-	-	-	-	-	190	-14%	190
2023	45	38	48	32	34	23	16	26	30	31	41	38	220	▼	402
Miscellaneous/Other	20	18	29	18	15	11	-	-	-	-	-	-	111	11%	111
2023	15	22	17	12	17	17	30	24	22	12	11	64	100	▲	263

Filings by Case Category

Case Categories	Jan	Feb	Mar	Apr	May	Jun	Jul	Aug	Sep	Oct	Nov	Dec	Thru Jun	% Change	Total
Administrative Law	-	-	-	1	1	-	-	-	-	-	-	-	2	100%	2
2023	-	-	-	1	-	-	-	1	-	-	-	-	1	▲	2
Contested Divorce	1	-	1	1	3	-	-	-	-	-	-	-	6	50%	6
2023	-	-	-	2	-	2	1	-	-	-	-	-	4	▲	5
Domestic and Family - Level 1	1	1	-	-	-	11	-	-	-	-	-	-	13	225%	13
2023	-	1	1	2	-	-	-	3	1	-	2	3	4	▲	13
Domestic and Family - Level 2	-	-	1	1	1	-	-	-	-	-	-	-	3	50%	3
2023	1	1	-	-	-	-	-	-	-	-	-	-	2	▲	2
Felonies and Related Matters	6	11	15	9	13	6	-	-	-	-	-	-	60	-42%	60
2023	17	27	30	6	8	16	3	9	12	11	13	12	104	▼	164
General Civil - Level 1	-	-	-	1	-	-	-	-	-	-	-	-	1	0%	1
2023	-	1	-	-	-	-	1	-	-	-	-	1	1	↔	3
General Civil - Level 2	3	1	1	2	-	1	-	-	-	-	-	-	8	-50%	8
2023	1	2	4	2	6	1	3	-	2	2	-	-	16	▼	23
General Civil - Level 3	-	-	1	3	1	-	-	-	-	-	-	-	5	-38%	5
2023	1	2	3	-	1	1	1	1	-	1	-	4	8	▼	15
Miscellaneous Civil	35	38	51	47	34	22	-	-	-	-	-	-	227	-12%	227
2023	47	46	52	42	43	29	30	34	37	38	42	43	259	▼	483
Misdemeanor	2	9	6	6	12	3	-	-	-	-	-	-	38	-5%	38
2023	7	11	4	6	3	9	2	6	21	7	11	10	40	▼	97
Other	17	14	18	10	12	4	-	-	-	-	-	-	75	32%	75
2023	12	12	13	2	7	11	17	16	15	5	10	59	57	▲	179
Other Criminally Related Matters	-	-	3	-	-	-	-	-	-	-	-	-	3	0%	3
2023	-	-	1	-	-	2	-	2	1	1	-	1	3	↔	8
Probates/Wills & Trusts - Level 1	-	-	-	-	-	-	-	-	-	-	-	-	0	0	0
2023	-	-	-	-	-	-	1	-	-	1	-	-	0	↔	2
Probates/Wills & Trusts - Level 2	1	-	2	1	1	1	-	-	-	-	-	-	6	200%	6
2023	-	-	-	1	1	-	1	-	-	-	-	-	2	▲	3
Uncontested Divorce	-	2	-	1	2	2	-	-	-	-	-	-	7	-22%	7
2023	2	3	1	-	-	3	1	1	1	1	1	2	9	▼	16

CPSS-CCMS-10.01 CASELOAD STATISTICS OF THE CIRCUIT COURTS

Orange

January 2023 -- June 2024 Filings

Alexandria and Fairfax Circuit are not Included in State Totals

Dashboard		Monthly Filings Summary		Jan --- Jun Filings					
Court: Orange Circuit Start/End Date: Jan-23 / Jun-24 2023 Average Month: 176 Jan-Jun 2023: 1,092 Filings Trending: ↔	Circuit/Court ID: 16 216137 Type of Case: Filings 2024 Average Month: 182 Jan-Jun 2024 : 1,094 Overall AVG. Month: 178	<p>Jan 23 - Jun 24</p>		<table border="1"> <tr> <td>1,094</td> <td>1,092</td> </tr> <tr> <td>2024</td> <td>2023</td> </tr> </table>		1,094	1,092	2024	2023
1,094	1,092								
2024	2023								

Filings by Division																
Divisions		Jan	Feb	Mar	Apr	May	Jun	Jul	Aug	Sep	Oct	Nov	Dec	Thru Jun	% Change	Total
Total	2024	196	178	226	156	211	127	-	-	-	-	-	-	1,094	0%	1,094
	2023	218	164	221	170	152	167	201	187	166	176	189	98	1,092	▲	2,109
Civil	2024	24	17	21	22	26	24	-	-	-	-	-	-	134	11%	134
	2023	14	17	29	16	18	27	21	20	30	29	27	17	121	▲	265
Criminal	2024	77	50	102	39	101	38	-	-	-	-	-	-	407	30%	407
	2023	82	30	70	49	38	44	109	93	65	47	77	24	313	▲	728
Concealed Handgun Permits	2024	80	99	80	71	69	46	-	-	-	-	-	-	445	-18%	445
	2023	99	106	101	85	75	79	46	59	57	89	71	42	545	▼	909
Miscellaneous/Other	2024	15	12	23	24	15	19	-	-	-	-	-	-	108	-4%	108
	2023	22	11	21	20	21	17	25	15	14	11	14	14	112	▼	205
Others	2024	-	-	-	-	-	-	-	-	-	-	-	-	0	-100%	0
	2023	1	-	-	-	-	-	-	-	-	-	-	1	1	▼	2

Filings by Case Category																
Case Categories		Jan	Feb	Mar	Apr	May	Jun	Jul	Aug	Sep	Oct	Nov	Dec	Thru Jun	% Change	Total
Administrative Law	2024	-	-	-	2	-	1	-	-	-	-	-	-	3	200%	3
	2023	-	-	-	-	1	-	-	-	-	-	-	1	1	▲	2
Contested Divorce	2024	3	3	3	1	1	2	-	-	-	-	-	-	13	-7%	13
	2023	3	2	2	-	5	2	4	3	2	1	3	2	14	▼	29
Domestic and Family - Level 1	2024	3	4	3	3	6	3	-	-	-	-	-	-	22	0%	22
	2023	3	-	11	1	1	6	2	4	7	9	4	4	22	↔	52
Domestic and Family - Level 2	2024	-	-	-	2	1	1	-	-	-	-	-	-	4	-33%	4
	2023	-	2	-	2	2	-	3	-	1	1	2	1	6	▼	14
Felonies and Related Matters	2024	54	24	63	16	78	20	-	-	-	-	-	-	255	20%	255
	2023	62	13	46	33	26	32	68	58	49	31	52	15	212	▲	485
General Civil - Level 1	2024	1	-	1	-	-	-	-	-	-	-	-	-	2	100%	2
	2023	-	-	-	-	-	1	-	-	-	1	-	-	1	▲	3
General Civil - Level 2	2024	3	5	7	9	5	5	-	-	-	-	-	-	34	3%	34
	2023	6	5	9	5	4	4	5	5	5	5	7	1	33	▲	61
General Civil - Level 3	2024	3	-	4	-	9	5	-	-	-	-	-	-	21	-19%	21
	2023	2	6	2	3	5	8	3	3	3	3	3	4	26	▼	45
Miscellaneous Civil	2024	92	110	100	94	80	63	-	-	-	-	-	-	539	-16%	539
	2023	118	113	121	103	91	92	68	73	71	98	85	54	638	▼	1,087
Misdemeanor	2024	21	25	37	21	21	14	-	-	-	-	-	-	139	48%	139
	2023	17	16	24	16	12	9	39	27	16	16	24	9	94	▲	225
Other	2024	1	-	3	1	1	1	-	-	-	-	-	-	7	250%	7
	2023	1	-	1	-	-	-	-	-	-	1	-	1	2	▲	4
Other Criminally Related Matters	2024	2	1	2	2	2	4	-	-	-	-	-	-	13	86%	13
	2023	3	1	-	-	-	3	2	8	1	-	1	-	7	▲	19
Probates/Wills & Trusts - Level 1	2024	-	-	-	-	-	-	-	-	-	-	-	-	0	0	0
	2023	-	-	-	-	-	-	-	-	-	1	-	-	0	↔	1
Probates/Wills & Trusts - Level 2	2024	-	-	-	-	-	1	-	-	-	-	-	-	1	-88%	1
	2023	-	2	2	2	1	1	2	-	3	-	2	1	8	▼	16
Uncontested Divorce	2024	13	6	3	5	7	7	-	-	-	-	-	-	41	46%	41
	2023	3	4	3	5	4	9	5	5	7	10	5	6	28	▲	66

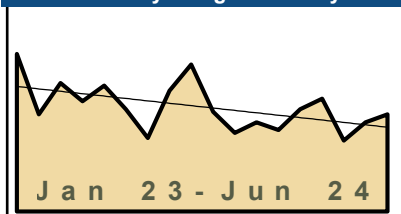
This report reflects data in the case management system. Numbers will update accordingly as reports are refreshed and posted.

Dashboard

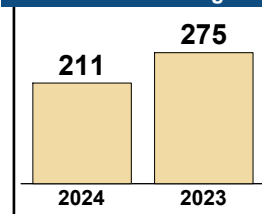
Court: Rappahannock Circuit
Start/End Date: Jan-23 / Jun-24
2023 Average Month: 42
Jan-Jun 2023: 275
Filings Trending: ▼

Circuit/Court ID: 20 220157
Type of Case: Filings
2024 Average Month:35
Jan-Jun 2024 : 211
Overall AVG. Month: 40

Monthly Filings Summary



Jan --- Jun Filings



Filings by Division

Divisions		Jan	Feb	Mar	Apr	May	Jun	Jul	Aug	Sep	Oct	Nov	Dec	Thru Jun	% Change	Total
Total	2024	31	39	43	27	34	37	-	-	-	-	-	-	211	-23%	211
	2023	60	37	49	42	48	39	28	46	56	38	30	34	275	▼	507
Civil	2024	5	3	2	6	3	-	-	-	-	-	-	-	19	-47%	19
	2023	13	7	3	4	6	3	6	5	2	2	-	2	36	▼	53
Criminal	2024	11	13	22	7	18	19	-	-	-	-	-	-	90	8%	90
	2023	12	1	20	22	16	12	4	19	34	23	6	10	83	▲	179
Concealed Handgun Permits	2024	8	15	17	12	9	14	-	-	-	-	-	-	75	-25%	75
	2023	27	19	20	12	12	10	8	13	14	8	17	7	100	▼	167
Miscellaneous/ Other	2024	7	8	2	2	4	4	-	-	-	-	-	-	27	-52%	27
	2023	8	10	6	4	14	14	10	8	6	5	7	15	56	▼	107
Others	2024	-	-	-	-	-	-	-	-	-	-	-	-	0	0	0
	2023	-	-	-	-	-	-	-	1	-	-	-	-	0	↔	1

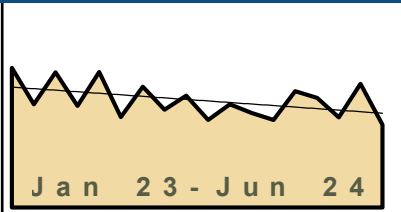
Filings by Case Category

Case Categories		Jan	Feb	Mar	Apr	May	Jun	Jul	Aug	Sep	Oct	Nov	Dec	Thru Jun	% Change	Total
Capital Murder	2024	-	-	-	-	-	-	-	-	-	-	-	-	0	-100%	0
	2023	-	-	-	1	-	-	-	-	-	-	-	-	1	▼	1
Contested Divorce	2024	-	-	-	-	-	-	-	-	-	-	-	-	0	-100%	0
	2023	1	1	-	-	1	-	1	1	-	-	-	-	3	▼	5
Domestic and Family - Level 1	2024	1	-	-	2	-	-	-	-	-	-	-	-	3	-70%	3
	2023	4	1	-	3	-	2	1	-	1	-	-	-	10	▼	12
Domestic and Family - Level 2	2024	-	-	-	-	-	-	-	-	-	-	-	-	0	0	0
	2023	-	-	-	-	-	-	-	-	-	1	-	-	0	↔	1
Felonies and Related Matters	2024	10	8	14	2	10	14	-	-	-	-	-	-	58	7%	58
	2023	8	1	15	14	6	10	-	16	24	15	4	4	54	▲	117
General Civil - Level 2	2024	1	2	1	3	-	-	-	-	-	-	-	-	7	-46%	7
	2023	-	5	2	1	3	2	2	2	-	1	-	2	13	▼	20
General Civil - Level 3	2024	1	1	1	1	3	-	-	-	-	-	-	-	7	-42%	7
	2023	8	1	1	-	2	-	1	1	-	-	1	-	12	▼	15
Miscellaneous Civil	2024	15	18	18	14	12	18	-	-	-	-	-	-	95	-19%	95
	2023	29	23	21	15	15	15	10	16	16	8	22	10	118	▼	200
Misdemeanor	2024	1	2	8	2	6	5	-	-	-	-	-	-	24	-11%	24
	2023	3	-	5	7	10	2	1	1	8	6	1	4	27	▼	48
Other	2024	-	3	-	-	-	-	-	-	-	-	-	-	3	-91%	3
	2023	6	5	4	1	10	7	7	6	3	5	1	12	33	▼	67
Other Criminally Related Matters	2024	-	3	-	3	2	-	-	-	-	-	-	-	8	700%	8
	2023	1	-	-	-	-	-	3	2	2	2	1	2	1	▲	13
Probates/Wills & Trusts - Level 2	2024	-	-	-	-	-	-	-	-	-	-	-	-	0	-100%	0
	2023	-	-	-	-	1	1	2	-	-	-	-	-	2	▼	4
Uncontested Divorce	2024	2	2	1	-	1	-	-	-	-	-	-	-	6	500%	6
	2023	-	-	1	-	-	-	-	1	2	-	-	-	1	▲	4

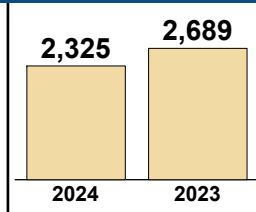
Dashboard

Court: Henry Circuit
Start/End Date: Jan-23 / Jun-24
2023 Average Month: 420
Jan-Jun 2023: 2,689
Filings Trending: ▼
Circuit/Court ID: 21 221089
Type of Case: Filings
2024 Average Month:388
Jan-Jun 2024 : 2,325
Overall AVG. Month: 409

Monthly Filings Summary



Jan --- Jun Filings



Filings by Division

Table with 17 columns: Divisions, Jan, Feb, Mar, Apr, May, Jun, Jul, Aug, Sep, Oct, Nov, Dec, Thru Jun, % Change, Total. Rows include Total, Civil, Criminal, Concealed Handgun Permits, Miscellaneous/Other, and Others.

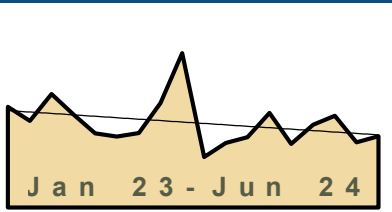
Filings by Case Category

Table with 17 columns: Case Categories, Jan, Feb, Mar, Apr, May, Jun, Jul, Aug, Sep, Oct, Nov, Dec, Thru Jun, % Change, Total. Rows include Administrative Law, Capital Murder, Contested Divorce, Domestic and Family - Level 1/2, Felonies and Related Matters, General Civil - Level 1/2/3, Miscellaneous Civil, Misdemeanor, Other, Other Criminally Related Matters, Probates/Wills & Trusts - Level 1/2, and Uncontested Divorce.

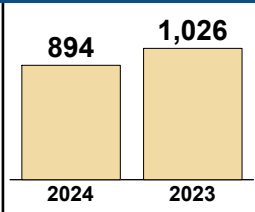
Dashboard

Court: Patrick Circuit Circuit/Court ID: 21 221141
 Start/End Date: Jan-23 / Jun-24 Type of Case: Filings
 2023 Average Month: 168 2024 Average Month:149
 Jan-Jun 2023: 1,026 Jan-Jun 2024 : 894
 Filings Trending: ▼ Overall AVG. Month: 162

Monthly Filings Summary



Jan --- Jun Filings



Filings by Division

Divisions	Jan	Feb	Mar	Apr	May	Jun	Jul	Aug	Sep	Oct	Nov	Dec	Thru Jun	% Change	Total
Total	180	121	158	175	124	136	-	-	-	-	-	-	894	-13%	894
Civil	10	12	8	9	10	7	-	-	-	-	-	-	56	-13%	56
Criminal	113	58	100	116	67	74	-	-	-	-	-	-	528	-5%	528
Concealed Handgun Permits	47	49	43	41	37	41	-	-	-	-	-	-	258	-27%	258
Miscellaneous/Other	10	2	7	9	9	13	-	-	-	-	-	-	50	2%	50
Others	-	-	-	-	1	1	-	-	-	-	-	-	2	100%	2

Filings by Case Category

Case Categories	Jan	Feb	Mar	Apr	May	Jun	Jul	Aug	Sep	Oct	Nov	Dec	Thru Jun	% Change	Total
Administrative Law	-	-	-	-	-	-	-	-	-	-	-	-	0	-100%	0
Capital Murder	-	-	-	-	-	-	-	-	-	-	-	1	0	0	1
Contested Divorce	3	3	1	2	1	2	3	2	-	4	1	2	12	20%	12
Domestic and Family - Level 1	1	1	1	1	1	1	-	-	-	-	-	-	6	20%	6
Domestic and Family - Level 2	-	-	-	2	-	-	1	-	-	-	-	-	2	-33%	2
Felonies and Related Matters	46	31	70	54	29	64	48	101	190	34	44	62	294	-19%	294
General Civil - Level 1	-	-	-	-	-	-	-	-	-	-	-	1	0	0	1
General Civil - Level 2	5	2	1	-	1	1	-	-	-	-	-	-	10	-29%	10
General Civil - Level 3	-	1	-	-	1	-	-	-	-	-	-	-	2	-80%	2
Miscellaneous Civil	57	51	50	50	46	54	-	-	-	-	-	-	308	-22%	308
Misdemeanor	38	21	30	34	34	10	-	-	-	-	-	-	167	8%	167
Other	-	-	-	-	1	1	-	-	-	-	-	-	2	100%	2
Other Criminally Related Matters	29	6	-	28	4	-	-	-	-	-	-	-	67	56%	67
Probates/Wills & Trusts - Level 2	-	2	1	-	4	-	-	-	-	-	-	-	7	17%	7
Uncontested Divorce	1	3	4	4	2	3	-	-	-	-	-	-	17	-6%	17

This report reflects data in the case management system. Numbers will update accordingly as reports are refreshed and posted.

CPSS-CCMS-10.01 CASELOAD STATISTICS OF THE CIRCUIT COURTS

Franklin County


January 2023 -- June 2024 Filings

Alexandria and Fairfax Circuit are not Included in State Totals

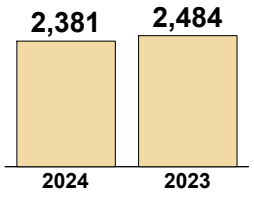
Dashboard

Court: Franklin County Circuit
Circuit/Court ID: 22 222067
Start/End Date: Jan-23 / Jun-24
Type of Case: Filings
2023 Average Month: 382
2024 Average Month: 397
Jan-Jun 2023: 2,484
Jan-Jun 2024 : 2,381
Filings Trending: ▼
Overall AVG. Month: 387

Monthly Filings Summary



Jan --- Jun Filings



Filings by Division

Table with columns: Divisions, Jan, Feb, Mar, Apr, May, Jun, Jul, Aug, Sep, Oct, Nov, Dec, Thru Jun, % Change, Total. Rows include Total, Civil, Criminal, Concealed Handgun Permits, Miscellaneous/Other, and Others.

Filings by Case Category

Table with columns: Case Categories, Jan, Feb, Mar, Apr, May, Jun, Jul, Aug, Sep, Oct, Nov, Dec, Thru Jun, % Change, Total. Rows include Administrative Law, Capital Murder, Contested Divorce, Domestic and Family - Level 1, Domestic and Family - Level 2, Felonies and Related Matters, General Civil - Level 1, 2, 3, Miscellaneous Civil, Misdemeanor, Other, Other Criminally Related Matters, Probates/Wills & Trusts - Level 1, 2, Protective Orders, and Uncontested Divorce.

This report reflects data in the case management system. Numbers will update accordingly as reports are refreshed and posted.

Dashboard		Monthly Filings Summary		Jan --- Jun Filings	
Court: Pittsylvania Circuit	Circuit/Court ID: 22 222143				
Start/End Date: Jan-23 / Jun-24	Type of Case: Filings				
2023 Average Month: 373	2024 Average Month: 420				
Jan-Jun 2023: 2,333	Jan-Jun 2024 : 2,520				
Filings Trending: ▲	Overall AVG. Month: 388				

Filings by Division																
Divisions		Jan	Feb	Mar	Apr	May	Jun	Jul	Aug	Sep	Oct	Nov	Dec	Thru Jun	% Change	Total
Total	2024	468	464	395	464	300	429	-	-	-	-	-	-	2,520	8%	2,520
	2023	461	442	434	304	348	344	328	412	411	362	332	294	2,333	▲	4,472
Civil	2024	28	43	50	48	40	73	-	-	-	-	-	-	282	27%	282
	2023	29	39	49	29	29	47	33	42	39	34	36	24	222	▲	430
Criminal	2024	118	178	63	185	55	172	-	-	-	-	-	-	771	19%	771
	2023	108	148	116	73	77	127	123	163	145	128	86	86	649	▲	1,380
Concealed Handgun Permits	2024	170	164	203	131	127	78	-	-	-	-	-	-	873	-8%	873
	2023	201	173	185	137	140	116	109	123	137	138	145	124	952	▼	1,728
Miscellaneous/Other	2024	120	73	79	100	78	106	-	-	-	-	-	-	556	10%	556
	2023	121	82	83	65	101	52	61	84	90	62	64	60	504	▲	925
Others	2024	32	6	-	-	-	-	-	-	-	-	-	-	38	533%	38
	2023	2	-	1	-	1	2	2	-	-	-	1	-	6	▲	9

Filings by Case Category																
Case Categories		Jan	Feb	Mar	Apr	May	Jun	Jul	Aug	Sep	Oct	Nov	Dec	Thru Jun	% Change	Total
Administrative Law	2024	-	-	-	-	-	-	-	-	-	-	-	-	0	-100%	0
	2023	1	-	1	-	-	1	-	-	-	-	-	-	3	▼	3
Contested Divorce	2024	6	5	4	4	6	4	-	-	-	-	-	-	29	26%	29
	2023	5	5	3	1	3	6	5	7	3	5	6	4	23	▲	53
Domestic and Family - Level 1	2024	7	12	17	21	9	41	-	-	-	-	-	-	107	102%	107
	2023	3	12	9	7	8	14	5	12	22	9	4	5	53	▲	110
Domestic and Family - Level 2	2024	-	4	7	2	3	2	-	-	-	-	-	-	18	20%	18
	2023	-	-	7	4	3	1	-	2	2	2	4	2	15	▲	27
Felonies and Related Matters	2024	74	138	44	159	38	127	-	-	-	-	-	-	580	20%	580
	2023	82	117	80	53	54	96	93	142	101	104	70	69	482	▲	1,061
General Civil - Level 1	2024	1	-	-	-	-	2	-	-	-	-	-	-	3	200%	3
	2023	-	-	-	-	1	-	-	1	1	-	-	2	1	▲	5
General Civil - Level 2	2024	4	10	6	2	4	3	-	-	-	-	-	-	29	7%	29
	2023	2	4	6	5	4	6	1	9	1	3	5	2	27	▲	48
General Civil - Level 3	2024	4	9	10	7	3	3	-	-	-	-	-	-	36	0%	36
	2023	9	4	9	2	5	7	6	7	6	8	5	2	36	↔	70
Miscellaneous Civil	2024	192	192	228	159	152	97	-	-	-	-	-	-	1,020	-8%	1,020
	2023	226	201	215	158	174	136	125	151	161	156	165	142	1,110	▼	2,010
Misdemeanor	2024	38	33	17	23	13	32	-	-	-	-	-	-	156	3%	156
	2023	25	25	35	16	24	27	25	15	40	18	16	15	152	▲	281
Other	2024	126	48	47	73	54	88	-	-	-	-	-	-	436	30%	436
	2023	98	49	48	43	67	31	46	50	64	41	44	43	336	▲	624
Other Criminally Related Matters	2024	6	7	2	3	4	14	-	-	-	-	-	-	36	100%	36
	2023	1	6	2	4	-	5	5	6	5	6	3	2	18	▲	45
Probates/Wills & Trusts - Level 1	2024	-	-	-	-	-	-	-	-	-	-	-	-	0	-100%	0
	2023	-	1	-	1	-	-	-	-	-	1	-	1	2	▼	4
Probates/Wills & Trusts - Level 2	2024	-	-	2	-	2	2	-	-	-	-	-	-	6	-45%	6
	2023	-	5	5	-	1	-	3	-	2	3	2	1	11	▼	22
Uncontested Divorce	2024	10	6	11	11	12	14	-	-	-	-	-	-	64	0%	64
	2023	9	13	14	10	4	14	14	10	3	6	8	4	64	↔	109

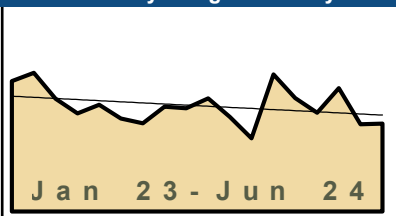
This report reflects data in the case management system. Numbers will update accordingly as reports are refreshed and posted.

Dashboard

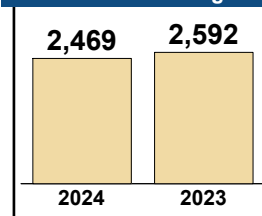
Court: Danville Circuit
Start/End Date: Jan-23 / Jun-24
2023 Average Month: 399
Jan-Jun 2023: 2,592
Filings Trending: ▼

Circuit/Court ID: 22 222590
Type of Case: Filings
2024 Average Month: 412
Jan-Jun 2024 : 2,469
Overall AVG. Month: 403

Monthly Filings Summary



Jan --- Jun Filings



Filings by Division

Divisions		Jan	Feb	Mar	Apr	May	Jun	Jul	Aug	Sep	Oct	Nov	Dec	Thru Jun	% Change	Total
Total	2024	522	433	376	470	333	335	-	-	-	-	-	-	2,469	-5%	2,469
	2023	497	529	430	374	407	355	336	400	394	431	360	279	2,592	▼	4,792
Civil	2024	29	38	32	43	35	24	-	-	-	-	-	-	201	34%	201
	2023	20	16	39	30	21	24	23	39	35	22	40	31	150	▲	340
Criminal	2024	319	253	138	258	139	211	-	-	-	-	-	-	1,318	-10%	1,318
	2023	311	343	221	194	208	187	180	244	227	271	187	134	1,464	▼	2,707
Concealed Handgun Permits	2024	47	31	59	53	48	47	-	-	-	-	-	-	285	-20%	285
	2023	64	67	72	58	48	46	47	39	51	42	52	56	355	▼	642
Miscellaneous/ Other	2024	120	99	139	116	111	50	-	-	-	-	-	-	635	3%	635
	2023	99	102	97	92	129	98	86	78	81	96	80	57	617	▲	1,095
Others	2024	7	12	8	-	-	3	-	-	-	-	-	-	30	400%	30
	2023	3	1	1	-	1	-	-	-	-	-	-	1	6	▲	8


Filings by Case Category

Case Categories		Jan	Feb	Mar	Apr	May	Jun	Jul	Aug	Sep	Oct	Nov	Dec	Thru Jun	% Change	Total
Administrative Law	2024	1	1	-	-	1	1	-	-	-	-	-	-	4	300%	4
	2023	-	-	-	-	-	1	1	1	-	-	-	-	1	▲	3
Capital Murder	2024	-	-	-	-	-	-	-	-	-	-	-	-	0	-100%	0
	2023	-	-	-	2	-	-	-	-	-	-	-	-	2	▼	2
Contested Divorce	2024	4	1	3	3	2	3	-	-	-	-	-	-	16	33%	16
	2023	-	1	5	2	3	1	2	2	3	-	3	1	12	▲	23
Domestic and Family - Level 1	2024	1	6	4	8	4	2	-	-	-	-	-	-	25	0%	25
	2023	6	3	9	3	3	1	8	5	11	9	6	12	25	↔	76
Domestic and Family - Level 2	2024	2	3	4	10	2	1	-	-	-	-	-	-	22	144%	22
	2023	-	-	1	7	1	-	1	-	-	1	-	12	9	▲	23
Felonies and Related Matters	2024	214	174	79	170	79	137	-	-	-	-	-	-	853	-16%	853
	2023	208	247	144	139	142	133	136	181	162	207	153	85	1,013	▼	1,937
General Civil - Level 1	2024	2	1	1	2	1	2	-	-	-	-	-	-	9	200%	9
	2023	-	-	1	-	1	1	-	-	1	-	-	2	3	▲	6
General Civil - Level 2	2024	7	5	6	7	5	4	-	-	-	-	-	-	34	17%	34
	2023	7	2	6	2	8	4	5	5	4	5	4	3	29	▲	55
General Civil - Level 3	2024	5	9	5	7	6	7	-	-	-	-	-	-	39	-26%	39
	2023	11	8	13	9	8	4	5	14	5	5	13	7	53	▼	102
Miscellaneous Civil	2024	65	55	89	65	68	59	-	-	-	-	-	-	401	-12%	401
	2023	79	88	91	69	64	63	65	60	68	56	66	65	454	▼	834
Misdemeanor	2024	99	85	40	61	49	66	-	-	-	-	-	-	400	1%	400
	2023	94	91	58	45	53	55	35	61	60	57	47	38	396	▲	694
Other	2024	105	79	116	101	90	40	-	-	-	-	-	-	531	9%	531
	2023	80	77	72	77	103	76	65	49	58	77	59	43	485	▲	836
Other Criminally Related Matters	2024	6	4	22	29	11	8	-	-	-	-	-	-	80	8%	80
	2023	9	7	20	13	13	12	10	8	11	8	4	11	74	▲	126
Probates/Wills & Trusts - Level 2	2024	-	1	1	1	3	-	-	-	-	-	-	-	6	0%	6
	2023	-	1	2	2	1	-	3	5	2	2	-	-	6	↔	18
Uncontested Divorce	2024	11	9	6	6	12	5	-	-	-	-	-	-	49	63%	49
	2023	3	4	8	4	7	4	-	9	9	4	5	-	30	▲	57

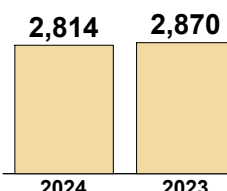
Dashboard

Court: Roanoke County Circuit
Start/End Date: Jan-23 / Jun-24
2023 Average Month: 445
Jan-Jun 2023: 2,870
Filings Trending: <->
Circuit/Court ID: 23 223161
Type of Case: Filings
2024 Average Month: 469
Jan-Jun 2024 : 2,814
Overall AVG. Month: 453

Monthly Filings Summary



Jan --- Jun Filings



Filings by Division

Table with columns: Divisions, Jan, Feb, Mar, Apr, May, Jun, Jul, Aug, Sep, Oct, Nov, Dec, Thru Jun, % Change, Total. Rows include Total, Civil, Criminal, Concealed Handgun Permits, and Miscellaneous/Other.

Filings by Case Category

Table with columns: Case Categories, Jan, Feb, Mar, Apr, May, Jun, Jul, Aug, Sep, Oct, Nov, Dec, Thru Jun, % Change, Total. Rows include Administrative Law, Capital Murder, Contested Divorce, Domestic and Family - Level 1/2, Felonies and Related Matters, General Civil - Level 1/2/3, Miscellaneous Civil, Misdemeanor, Other, Other Criminally Related Matters, Probates/Wills & Trusts - Level 1/2, and Uncontested Divorce.

Dashboard		Monthly Filings Summary	Jan --- Jun Filings				
Court: Roanoke Circuit Start/End Date: Jan-23 / Jun-24 2023 Average Month: 477 Jan-Jun 2023: 2,926 Filings Trending: ⇔	Circuit/Court ID: 23 223770 Type of Case: Filings 2024 Average Month: 477 Jan-Jun 2024 : 2,862 Overall AVG. Month: 477		<table border="1"> <tr> <td>2,862</td> <td>2,926</td> </tr> <tr> <td>2024</td> <td>2023</td> </tr> </table>	2,862	2,926	2024	2023
2,862	2,926						
2024	2023						

Filings by Division																
Divisions		Jan	Feb	Mar	Apr	May	Jun	Jul	Aug	Sep	Oct	Nov	Dec	Thru Jun	% Change	Total
Total	2024	454	564	477	492	470	405	-	-	-	-	-	-	2,862	-2%	2,862
	2023	496	487	526	463	534	420	467	549	457	428	472	427	2,926	▼	5,726
Civil	2024	90	119	83	117	117	90	-	-	-	-	-	-	616	-2%	616
	2023	94	98	118	104	104	108	112	163	113	88	81	113	626	▼	1,296
Criminal	2024	163	214	163	183	155	120	-	-	-	-	-	-	998	-4%	998
	2023	186	192	199	147	187	130	168	187	156	162	183	153	1,041	▼	2,050
Concealed Handgun Permits	2024	69	102	117	81	70	75	-	-	-	-	-	-	514	-20%	514
	2023	106	95	121	106	118	99	69	78	75	74	85	53	645	▼	1,079
Miscellaneous/Other	2024	132	129	113	110	128	120	-	-	-	-	-	-	732	20%	732
	2023	110	101	88	105	125	83	118	121	113	103	123	108	612	▲	1,298
Others	2024	-	-	1	1	-	-	-	-	-	-	-	-	2	0%	2
	2023	-	1	-	1	-	-	-	-	-	1	-	-	2	⇔	3

Filings by Case Category																
Case Categories		Jan	Feb	Mar	Apr	May	Jun	Jul	Aug	Sep	Oct	Nov	Dec	Thru Jun	% Change	Total
Administrative Law	2024	1	-	1	-	-	1	-	-	-	-	-	-	3	50%	3
	2023	-	1	1	-	-	-	-	-	1	-	-	-	2	▲	3
Capital Murder	2024	-	-	-	-	-	-	-	-	-	-	-	-	0	-100%	0
	2023	3	-	-	-	-	-	-	-	-	-	-	-	3	▼	3
Contested Divorce	2024	11	5	13	10	14	4	-	-	-	-	-	-	57	0%	57
	2023	9	7	8	16	10	7	7	12	10	4	14	8	57	⇔	112
Domestic and Family - Level 1	2024	20	37	21	25	21	33	-	-	-	-	-	-	157	-4%	157
	2023	29	25	22	20	25	42	62	68	45	33	14	39	163	▼	424
Domestic and Family - Level 2	2024	10	7	6	6	8	4	-	-	-	-	-	-	41	78%	41
	2023	3	8	8	2	1	1	2	6	6	2	4	2	23	▲	45
Felonies and Related Matters	2024	110	168	131	135	116	94	-	-	-	-	-	-	754	-1%	754
	2023	136	142	152	109	139	87	133	141	121	132	137	113	765	▼	1,542
General Civil - Level 1	2024	2	4	2	2	1	1	-	-	-	-	-	-	12	-48%	12
	2023	-	2	6	7	5	3	3	2	1	-	-	-	23	▼	29
General Civil - Level 2	2024	25	24	12	25	33	19	-	-	-	-	-	-	138	53%	138
	2023	12	17	20	11	13	17	12	29	10	17	16	15	90	▲	189
General Civil - Level 3	2024	6	18	6	9	9	5	-	-	-	-	-	-	53	-18%	53
	2023	4	7	22	12	11	9	17	13	6	5	10	9	65	▼	125
Miscellaneous Civil	2024	123	142	159	126	126	124	-	-	-	-	-	-	800	-13%	800
	2023	152	142	159	151	187	132	122	142	107	110	137	85	923	▼	1,626
Misdemeanor	2024	32	34	18	28	20	12	-	-	-	-	-	-	144	-12%	144
	2023	25	38	27	18	28	27	22	24	23	18	21	42	163	▼	313
Other	2024	73	87	72	67	71	74	-	-	-	-	-	-	444	29%	444
	2023	68	56	52	61	60	47	61	55	83	68	68	71	344	▲	750
Other Criminally Related Matters	2024	22	20	15	21	19	15	-	-	-	-	-	-	112	-2%	112
	2023	22	13	21	22	20	16	13	22	12	15	25	13	114	▼	214
Probates/Wills & Trusts - Level 1	2024	-	2	1	-	1	2	-	-	-	-	-	-	6	100%	6
	2023	-	-	2	-	-	1	-	1	-	-	-	-	3	▲	4
Probates/Wills & Trusts - Level 2	2024	2	1	4	6	6	3	-	-	-	-	-	-	22	-39%	22
	2023	3	11	3	5	8	6	2	2	3	3	3	6	36	▼	55
Protective Orders	2024	-	-	-	1	-	-	-	-	-	-	-	-	1	1	1
	2023	-	-	-	-	-	-	-	-	-	-	-	-	0	⇔	0
Uncontested Divorce	2024	17	15	16	31	25	14	-	-	-	-	-	-	118	-22%	118
	2023	30	18	23	29	27	25	11	32	29	21	23	24	152	▼	292

This report reflects data in the case management system. Numbers will update accordingly as reports are refreshed and posted.

Dashboard		Monthly Filings Summary		Jan --- Jun Filings	
Court: Salem Circuit	Circuit/Court ID: 23 223775			645	667
Start/End Date: Jan-23 / Jun-24	Type of Case: Filings				
2023 Average Month: 107	2024 Average Month: 108				
Jan-Jun 2023: 667	Jan-Jun 2024 : 645				
Filings Trending: ▼	Overall AVG. Month: 107				

Filings by Division																
Divisions		Jan	Feb	Mar	Apr	May	Jun	Jul	Aug	Sep	Oct	Nov	Dec	Thru Jun	% Change	Total
Total	2024	87	103	117	122	160	56	-	-	-	-	-	-	645	-3%	645
	2023	126	118	119	88	91	125	91	120	94	87	125	102	667	▼	1,286
Civil	2024	18	18	15	17	26	10	-	-	-	-	-	-	104	30%	104
	2023	13	19	9	10	15	14	12	17	16	18	14	13	80	▲	170
Criminal	2024	28	47	46	62	98	20	-	-	-	-	-	-	301	-2%	301
	2023	61	50	57	43	33	63	52	62	48	25	71	55	307	▼	620
Concealed Handgun Permits	2024	35	33	46	30	28	18	-	-	-	-	-	-	190	-13%	190
	2023	46	39	37	26	33	37	22	31	24	36	30	28	218	▼	389
Miscellaneous/Other	2024	6	5	10	13	8	8	-	-	-	-	-	-	50	-18%	50
	2023	6	10	15	9	10	11	5	10	6	8	10	6	61	▼	106
Others	2024	-	-	-	-	-	-	-	-	-	-	-	-	0	-100%	0
	2023	-	-	1	-	-	-	-	-	-	-	-	-	1	▼	1

Filings by Case Category																
Case Categories		Jan	Feb	Mar	Apr	May	Jun	Jul	Aug	Sep	Oct	Nov	Dec	Thru Jun	% Change	Total
Contested Divorce	2024	-	1	2	1	2	1	-	-	-	-	-	-	7	0%	7
	2023	-	-	2	-	3	2	1	3	3	2	3	-	7	↔	19
Domestic and Family - Level 1	2024	1	2	2	8	8	1	-	-	-	-	-	-	22	-4%	22
	2023	3	11	-	4	2	3	2	4	3	3	1	3	23	▼	39
Domestic and Family - Level 2	2024	2	-	-	-	1	1	-	-	-	-	-	-	4	-43%	4
	2023	-	2	-	1	1	3	1	1	-	1	1	-	7	▼	11
Felonies and Related Matters	2024	21	36	32	40	91	10	-	-	-	-	-	-	230	-7%	230
	2023	41	38	53	37	23	56	32	55	45	26	49	43	248	▼	498
General Civil - Level 1	2024	-	1	-	-	-	-	-	-	-	-	-	-	1	-50%	1
	2023	-	-	1	-	1	-	-	-	-	-	-	-	2	▼	2
General Civil - Level 2	2024	9	6	3	3	5	5	-	-	-	-	-	-	31	35%	31
	2023	4	2	9	1	2	5	3	3	4	3	2	1	23	▲	39
General Civil - Level 3	2024	-	1	1	3	2	1	-	-	-	-	-	-	8	33%	8
	2023	1	2	2	-	-	1	-	-	-	-	2	3	6	▲	11
Miscellaneous Civil	2024	41	38	55	41	35	24	-	-	-	-	-	-	234	-12%	234
	2023	54	49	41	34	43	45	27	41	28	43	39	32	266	▼	476
Misdemeanor	2024	6	8	9	21	5	8	-	-	-	-	-	-	57	12%	57
	2023	18	8	4	5	9	7	19	4	3	-	22	9	51	▲	108
Other	2024	1	1	-	1	-	-	-	-	-	-	-	-	3	50%	3
	2023	-	-	2	-	-	-	-	-	-	-	1	-	2	▲	3
Other Criminally Related Matters	2024	3	3	5	1	2	2	-	-	-	-	-	-	16	78%	16
	2023	2	4	-	2	1	-	1	3	-	1	-	4	9	▲	18
Probates/Wills & Trusts - Level 1	2024	-	-	1	-	1	-	-	-	-	-	-	-	2	0%	2
	2023	-	-	1	1	-	-	-	-	-	-	-	-	2	↔	2
Probates/Wills & Trusts - Level 2	2024	1	-	3	-	3	3	-	-	-	-	-	-	10	43%	10
	2023	-	-	1	3	2	1	-	2	2	3	2	2	7	▲	18
Uncontested Divorce	2024	2	6	4	3	5	-	-	-	-	-	-	-	20	43%	20
	2023	3	2	3	-	4	2	5	4	6	4	4	5	14	▲	42

Dashboard		Monthly Filings Summary		Jan --- Jun Filings					
<p>Court: Amherst Circuit Start/End Date: Jan-23 / Jun-24 2023 Average Month: 216 Jan-Jun 2023: 1,379 Filings Trending: ↔</p>	<p>Circuit/Court ID: 24 224009 Type of Case: Filings 2024 Average Month: 231 Jan-Jun 2024 : 1,384 Overall AVG. Month: 221</p>	<p style="text-align: center; font-weight: bold; color: white;">Jan 23 - Jun 24</p>		<table style="width: 100%; border: 1px solid black;"> <tr> <td style="width: 50%; text-align: center; font-weight: bold; color: white;">1,384</td> <td style="width: 50%; text-align: center; font-weight: bold; color: white;">1,379</td> </tr> <tr> <td style="width: 50%; text-align: center; background-color: #f0e68c;">2024</td> <td style="width: 50%; text-align: center; background-color: #f0e68c;">2023</td> </tr> </table>		1,384	1,379	2024	2023
1,384	1,379								
2024	2023								

Filings by Division																
Divisions		Jan	Feb	Mar	Apr	May	Jun	Jul	Aug	Sep	Oct	Nov	Dec	Thru Jun	% Change	Total
Total	2024	228	238	207	235	262	214	-	-	-	-	-	-	1,384	0%	1,384
	2023	285	202	233	199	228	232	196	208	229	225	153	207	1,379	▲	2,597
Civil	2024	15	23	20	17	31	18	-	-	-	-	-	-	124	-13%	124
	2023	25	9	28	24	30	27	16	16	19	35	7	11	143	▼	247
Criminal	2024	67	87	63	51	81	67	-	-	-	-	-	-	416	8%	416
	2023	91	53	53	59	53	76	75	57	95	66	41	63	385	▲	782
Concealed Handgun Permits	2024	75	81	67	83	74	50	-	-	-	-	-	-	430	-10%	430
	2023	95	82	92	74	72	65	50	55	53	84	66	65	480	▼	853
Miscellaneous/ Other	2024	71	47	57	83	76	79	-	-	-	-	-	-	413	12%	413
	2023	74	57	59	42	73	64	55	80	62	40	39	68	369	▲	713
Others	2024	-	-	-	1	-	-	-	-	-	-	-	-	1	-50%	1
	2023	-	1	1	-	-	-	-	-	-	-	-	-	-	2	▼

Filings by Case Category																
Case Categories		Jan	Feb	Mar	Apr	May	Jun	Jul	Aug	Sep	Oct	Nov	Dec	Thru Jun	% Change	Total
Administrative Law	2024	-	-	-	-	-	-	-	-	-	-	-	-	0	-100%	0
	2023	-	-	-	-	-	1	-	-	1	-	-	-	-	1	▼
Capital Murder	2024	1	1	-	-	1	-	-	-	-	-	-	-	3	3	3
	2023	-	-	-	-	-	-	1	-	-	-	-	-	-	0	↔
Contested Divorce	2024	3	4	-	-	4	-	-	-	-	-	-	-	11	-8%	11
	2023	2	2	3	1	2	2	-	1	-	1	-	-	12	▼	14
Domestic and Family - Level 1	2024	-	3	5	3	16	-	-	-	-	-	-	-	27	-48%	27
	2023	8	-	14	10	5	15	1	4	10	19	2	2	52	▼	90
Domestic and Family - Level 2	2024	3	1	2	1	-	6	-	-	-	-	-	-	13	18%	13
	2023	2	3	2	3	1	-	2	1	-	1	-	1	11	▲	16
Felonies and Related Matters	2024	55	49	38	30	24	39	-	-	-	-	-	-	235	4%	235
	2023	43	31	32	38	34	49	44	32	54	37	30	44	227	▲	468
General Civil - Level 2	2024	3	2	5	4	6	7	-	-	-	-	-	-	27	80%	27
	2023	4	4	1	2	3	1	9	6	4	3	1	1	15	▲	39
General Civil - Level 3	2024	-	8	5	2	-	1	-	-	-	-	-	-	16	33%	16
	2023	1	-	3	2	3	3	-	2	2	3	2	-	12	▲	21
Miscellaneous Civil	2024	88	90	79	107	84	62	-	-	-	-	-	-	510	-6%	510
	2023	104	93	103	85	87	73	59	67	71	94	76	83	545	▼	995
Misdemeanor	2024	9	25	23	14	10	13	-	-	-	-	-	-	94	-10%	94
	2023	26	17	17	13	20	12	20	12	20	8	9	17	105	▼	191
Other	2024	58	38	45	58	66	64	-	-	-	-	-	-	329	8%	329
	2023	63	47	49	31	58	56	45	68	43	29	29	51	304	▲	569
Other Criminally Related Matters	2024	2	12	2	7	46	15	-	-	-	-	-	-	84	35%	84
	2023	22	5	4	8	8	15	10	13	21	21	2	2	62	▲	131
Probates/Wills & Trusts - Level 1	2024	-	-	-	-	-	-	-	-	-	-	-	-	0	-100%	0
	2023	-	-	1	-	1	-	-	-	1	1	-	-	2	▼	4
Probates/Wills & Trusts - Level 2	2024	2	1	-	2	1	2	-	-	-	-	-	-	8	33%	8
	2023	3	-	2	1	-	-	1	1	-	1	-	-	6	▲	9
Uncontested Divorce	2024	4	4	3	7	4	5	-	-	-	-	-	-	27	8%	27
	2023	7	-	2	5	6	5	4	1	2	7	2	6	25	▲	47

Dashboard		Circuit/Court ID: 24 224019		Type of Case: Filings	
Court: Bedford Circuit	Start/End Date: Jan-23 / Jun-24	2023 Average Month: 451	2024 Average Month: 433	Jan-Jun 2023: 2,986	Jan-Jun 2024: 2,600
Filings Trending: ▼	Overall AVG. Month: 445				

Monthly Filings Summary (Jan 23 - Jun 24)

Jan --- Jun Filings

2024	2,600
2023	2,986

Filings by Division																
Divisions		Jan	Feb	Mar	Apr	May	Jun	Jul	Aug	Sep	Oct	Nov	Dec	Thru Jun	% Change	Total
Total	2024	436	538	476	395	406	349	-	-	-	-	-	-	2,600	-13%	2,600
	2023	535	466	573	466	486	460	392	431	388	447	429	344	2,986	▼	5,417
Civil	2024	47	74	64	66	49	33	-	-	-	-	-	-	333	-11%	333
	2023	42	67	66	62	70	67	50	63	64	78	49	38	374	▼	716
Criminal	2024	89	149	123	86	114	109	-	-	-	-	-	-	670	-9%	670
	2023	119	84	137	136	127	137	107	139	118	88	101	90	740	▼	1,383
Concealed Handgun Permits	2024	222	232	215	174	149	146	-	-	-	-	-	-	1,138	-23%	1,138
	2023	325	260	275	211	209	192	172	160	154	219	219	158	1,472	▼	2,554
Miscellaneous/ Other	2024	78	83	73	69	94	61	-	-	-	-	-	-	458	15%	458
	2023	49	55	95	57	79	64	63	69	52	62	60	58	399	▲	763
Others	2024	-	-	1	-	-	-	-	-	-	-	-	-	1	0%	1
	2023	-	-	-	-	1	-	-	-	-	-	-	-	1	↔	1


Filings by Case Category																
Case Categories		Jan	Feb	Mar	Apr	May	Jun	Jul	Aug	Sep	Oct	Nov	Dec	Thru Jun	% Change	Total
Administrative Law	2024	-	-	1	-	-	-	-	-	-	-	-	-	1	0%	1
	2023	-	-	-	-	-	1	1	-	-	-	1	-	1	↔	3
Capital Murder	2024	-	-	-	-	-	-	-	-	-	-	-	-	0	0	0
	2023	-	-	-	-	-	-	1	-	-	-	-	-	0	↔	1
Contested Divorce	2024	6	9	3	6	6	4	-	-	-	-	-	-	34	-13%	34
	2023	6	8	9	3	2	11	5	8	6	2	1	2	39	▼	63
Domestic and Family - Level 1	2024	7	19	16	19	22	6	-	-	-	-	-	-	89	56%	89
	2023	9	8	9	12	10	9	11	8	20	21	14	7	57	▲	138
Domestic and Family - Level 2	2024	5	8	8	3	3	2	-	-	-	-	-	-	29	-37%	29
	2023	4	17	5	9	4	7	5	12	7	3	4	3	46	▼	80
Felonies and Related Matters	2024	73	117	74	55	60	83	-	-	-	-	-	-	462	-14%	462
	2023	93	67	106	113	94	66	85	88	83	38	75	55	539	▼	963
General Civil - Level 1	2024	-	-	-	1	-	-	-	-	-	-	-	-	1	-67%	1
	2023	1	1	-	-	1	-	-	-	1	2	-	-	3	▼	6
General Civil - Level 2	2024	13	9	9	15	11	3	-	-	-	-	-	-	60	-15%	60
	2023	9	9	15	16	17	5	12	15	10	23	10	7	71	▼	148
General Civil - Level 3	2024	6	6	4	5	1	5	-	-	-	-	-	-	27	-46%	27
	2023	4	7	7	8	14	10	8	1	3	9	7	10	50	▼	88
Miscellaneous Civil	2024	252	272	249	205	196	181	-	-	-	-	-	-	1,355	-19%	1,355
	2023	356	289	323	240	242	221	209	200	182	250	250	185	1,671	▼	2,947
Misdemeanor	2024	11	20	26	14	39	20	-	-	-	-	-	-	130	76%	130
	2023	13	8	19	5	17	12	21	42	15	24	20	24	74	▲	220
Other	2024	43	43	35	37	41	25	-	-	-	-	-	-	224	22%	224
	2023	15	25	41	25	45	32	23	28	20	27	26	30	183	▲	337
Other Criminally Related Matters	2024	5	12	23	22	15	6	-	-	-	-	-	-	83	-40%	83
	2023	13	9	14	21	21	60	-	9	20	26	6	11	138	▼	210
Probates/Wills & Trusts - Level 1	2024	-	-	-	1	1	-	-	-	-	-	-	-	2	0%	2
	2023	2	-	-	-	-	-	-	3	-	1	-	-	2	↔	6
Probates/Wills & Trusts - Level 2	2024	1	4	5	3	1	3	-	-	-	-	-	-	17	-41%	17
	2023	2	4	5	2	5	11	4	5	8	4	-	2	29	▼	52
Uncontested Divorce	2024	14	19	23	9	10	11	-	-	-	-	-	-	86	4%	86
	2023	8	14	20	12	14	15	7	12	13	17	15	8	83	▲	155

This report reflects data in the case management system. Numbers will update accordingly as reports are refreshed and posted.

CPSS-CCMS-10.01 CASELOAD STATISTICS OF THE CIRCUIT COURTS

January 2023 -- June 2024 Filings

Alexandria and Fairfax Circuit are not Included in State Totals

Dashboard		Monthly Filings Summary		Jan --- Jun Filings		
Court: Campbell Circuit Start/End Date: Jan-23 / Jun-24 2023 Average Month: 282 Jan-Jun 2023: 1,932 Filings Trending: ▼	Circuit/Court ID: 24 224031 Type of Case: Filings 2024 Average Month: 313 Jan-Jun 2024 : 1,880 Overall AVG. Month: 293	 <p>Jan 23 - Jun 24</p>	<table border="1" style="width: 100%; border-collapse: collapse;"> <tr> <td style="width: 50%; text-align: center;"> 1,880 2024 </td> <td style="width: 50%; text-align: center;"> 1,932 2023 </td> </tr> </table>		1,880 2024	1,932 2023
1,880 2024	1,932 2023					

Filings by Division																
Divisions		Jan	Feb	Mar	Apr	May	Jun	Jul	Aug	Sep	Oct	Nov	Dec	Thru Jun	% Change	Total
Total	2024	304	320	346	298	338	274	-	-	-	-	-	-	1,880	-3%	1,880
	2023	364	329	347	281	300	311	204	227	217	263	265	281	1,932	▼	3,389
Civil	2024	37	41	33	43	38	39	-	-	-	-	-	-	231	-11%	231
	2023	29	44	41	38	45	63	31	37	19	27	33	33	260	▼	440
Criminal	2024	87	84	108	77	153	96	-	-	-	-	-	-	605	1%	605
	2023	102	87	102	78	91	137	50	53	78	76	65	90	597	▲	1,009
Concealed Handgun Permits	2024	144	151	154	130	109	106	-	-	-	-	-	-	794	-10%	794
	2023	192	173	165	134	128	93	92	109	90	124	126	130	885	▼	1,556
Miscellaneous/Other	2024	36	44	51	48	38	29	-	-	-	-	-	-	246	29%	246
	2023	41	25	39	31	36	18	31	28	30	36	41	28	190	▲	384
Others	2024	-	-	-	-	-	4	-	-	-	-	-	-	4	4	4
	2023	-	-	-	-	-	-	-	-	-	-	-	-	0	↔	0


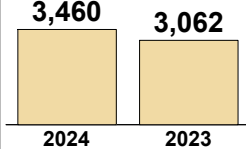
Filings by Case Category																
Case Categories		Jan	Feb	Mar	Apr	May	Jun	Jul	Aug	Sep	Oct	Nov	Dec	Thru Jun	% Change	Total
Administrative Law	2024	-	1	-	-	-	1	-	-	-	-	-	-	2	2	2
	2023	-	-	-	-	-	-	-	-	1	-	-	-	0	↔	1
Capital Murder	2024	-	-	-	-	-	-	-	-	-	-	-	-	0	0	0
	2023	-	-	-	-	-	-	1	-	-	-	-	-	0	↔	1
Contested Divorce	2024	4	6	3	4	2	4	-	-	-	-	-	-	23	-4%	23
	2023	2	5	5	3	4	5	6	3	3	-	1	2	24	▼	39
Domestic and Family - Level 1	2024	4	1	2	10	9	7	-	-	-	-	-	-	33	-6%	33
	2023	11	6	4	2	9	3	4	8	3	4	2	1	35	▼	57
Domestic and Family - Level 2	2024	1	1	-	2	2	3	-	-	-	-	-	-	9	-40%	9
	2023	1	3	3	1	4	3	2	2	2	-	7	-	15	▼	28
Felonies and Related Matters	2024	34	48	58	49	97	54	-	-	-	-	-	-	340	-4%	340
	2023	69	49	60	35	52	91	25	27	46	43	39	48	356	▼	584
General Civil - Level 1	2024	-	-	-	-	-	-	-	-	-	-	-	-	0	-100%	0
	2023	-	-	1	-	3	1	-	-	1	-	-	3	5	▼	9
General Civil - Level 2	2024	5	5	8	8	3	6	-	-	-	-	-	-	35	-31%	35
	2023	6	9	14	9	9	4	9	9	8	9	7	10	51	▼	103
General Civil - Level 3	2024	16	23	9	12	13	14	-	-	-	-	-	-	87	28%	87
	2023	1	6	12	5	11	33	15	8	-	7	3	8	68	▲	109
Miscellaneous Civil	2024	163	168	173	155	130	121	-	-	-	-	-	-	910	-8%	910
	2023	216	190	179	157	145	100	102	125	107	146	150	142	987	▼	1,759
Misdemeanor	2024	49	29	46	24	54	36	-	-	-	-	-	-	238	8%	238
	2023	29	33	39	41	38	41	22	22	25	28	24	41	221	▲	383
Other	2024	11	13	25	21	14	15	-	-	-	-	-	-	99	29%	99
	2023	16	9	19	9	14	10	6	9	12	12	9	11	77	▲	136
Other Criminally Related Matters	2024	4	7	5	4	2	6	-	-	-	-	-	-	28	40%	28
	2023	4	5	3	2	1	5	2	4	7	5	2	2	20	▲	42
Probates/Wills & Trusts - Level 1	2024	-	-	-	-	-	-	-	-	-	-	-	-	0	-100%	0
	2023	-	-	-	-	-	1	1	-	-	-	-	-	1	▼	2
Probates/Wills & Trusts - Level 2	2024	2	2	2	1	2	1	-	-	-	-	-	-	10	43%	10
	2023	-	3	1	1	1	1	1	2	-	1	2	2	7	▲	15
Protective Orders	2024	1	-	-	-	-	-	-	-	-	-	-	-	1	1	1
	2023	-	-	-	-	-	-	-	-	-	-	-	-	0	↔	0
Uncontested Divorce	2024	10	16	15	8	10	6	-	-	-	-	-	-	65	0%	65
	2023	9	11	7	16	9	13	8	8	2	8	19	11	65	↔	121

This report reflects data in the case management system. Numbers will update accordingly as reports are refreshed and posted.

Dashboard		Monthly Filings Summary		Jan --- Jun Filings	
<p>Court: Nelson Circuit Start/End Date: Jan-23 / Jun-24 2023 Average Month: 93 Jan-Jun 2023: 571 Filings Trending: ▲</p>	<p>Circuit/Court ID: 24 224125 Type of Case: Filings 2024 Average Month: 114 Jan-Jun 2024 : 681 Overall AVG. Month: 100</p>	<p style="text-align: center; font-weight: bold; color: #0056b3;">Jan 23 - Jun 24</p>		<div style="display: flex; justify-content: space-around; align-items: center;"> <div style="text-align: center;"> <p style="font-size: 24px; font-weight: bold; color: #0056b3;">681</p> <p style="font-weight: bold;">2024</p> </div> <div style="text-align: center;"> <p style="font-size: 24px; font-weight: bold; color: #0056b3;">571</p> <p style="font-weight: bold;">2023</p> </div> </div>	

Filings by Division																
Divisions		Jan	Feb	Mar	Apr	May	Jun	Jul	Aug	Sep	Oct	Nov	Dec	Thru Jun	% Change	Total
Total	2024	96	154	83	106	97	145	-	-	-	-	-	-	681	19%	681
	2023	85	88	162	66	112	58	70	69	119	122	101	64	571	▲	1,116
Civil	2024	9	16	7	9	9	13	-	-	-	-	-	-	63	-14%	63
	2023	5	13	12	13	12	18	5	4	10	8	5	5	73	▼	110
Criminal	2024	25	92	31	57	50	103	-	-	-	-	-	-	358	35%	358
	2023	26	41	98	29	60	12	34	33	72	78	56	20	266	▲	559
Concealed Handgun Permits	2024	40	36	40	30	28	20	-	-	-	-	-	-	194	5%	194
	2023	47	30	38	18	34	17	22	25	26	29	31	32	184	▲	349
Miscellaneous/Other	2024	22	10	5	10	10	9	-	-	-	-	-	-	66	38%	66
	2023	7	4	14	6	6	11	9	7	11	6	9	6	48	▲	96
Others	2024	-	-	-	-	-	-	-	-	-	-	-	-	0	0	0
	2023	-	-	-	-	-	-	-	-	-	1	-	1	0	↔	2

Filings by Case Category																
Case Categories		Jan	Feb	Mar	Apr	May	Jun	Jul	Aug	Sep	Oct	Nov	Dec	Thru Jun	% Change	Total
Administrative Law	2024	-	-	-	-	-	-	-	-	-	-	-	-	0	-100%	0
	2023	1	-	-	-	-	-	-	-	-	-	1	1	1	▼	3
Capital Murder	2024	1	-	-	-	-	-	-	-	-	-	-	-	1	1	1
	2023	-	-	-	-	-	-	-	-	-	-	-	-	0	↔	0
Contested Divorce	2024	3	-	1	3	2	1	-	-	-	-	-	-	10	67%	10
	2023	-	2	2	-	1	1	2	-	-	1	-	-	6	▲	9
Domestic and Family - Level 1	2024	2	1	-	-	1	2	-	-	-	-	-	-	6	-54%	6
	2023	1	2	1	5	2	2	-	-	1	3	1	-	13	▼	18
Domestic and Family - Level 2	2024	-	-	-	-	-	-	-	-	-	-	-	-	0	-100%	0
	2023	-	-	-	1	-	1	-	1	-	-	-	-	2	▼	3
Felonies and Related Matters	2024	15	37	29	43	32	30	-	-	-	-	-	-	186	16%	186
	2023	14	24	65	10	37	10	20	19	32	61	46	10	160	▲	348
General Civil - Level 1	2024	-	-	-	-	-	-	-	-	-	-	-	-	0	-100%	0
	2023	-	-	-	1	-	-	-	-	1	-	-	-	1	▼	2
General Civil - Level 2	2024	4	7	1	3	5	3	-	-	-	-	-	-	23	28%	23
	2023	2	6	1	2	-	7	2	1	2	2	2	1	18	▲	28
General Civil - Level 3	2024	7	5	3	-	-	1	-	-	-	-	-	-	16	14%	16
	2023	2	1	2	2	4	3	1	-	2	-	1	2	14	▲	20
Miscellaneous Civil	2024	54	45	45	40	37	29	-	-	-	-	-	-	250	9%	250
	2023	51	34	52	24	40	28	30	32	34	35	39	38	229	▲	437
Misdemeanor	2024	8	25	2	13	10	66	-	-	-	-	-	-	124	57%	124
	2023	11	16	19	10	21	2	10	8	15	11	4	5	79	▲	132
Other	2024	-	-	-	-	-	1	-	-	-	-	-	-	1	-80%	1
	2023	1	1	1	-	1	1	-	-	1	1	-	1	5	▼	8
Other Criminally Related Matters	2024	1	30	-	1	8	7	-	-	-	-	-	-	47	68%	47
	2023	1	1	15	9	2	-	5	6	25	6	6	5	28	▲	81
Probates/Wills & Trusts - Level 1	2024	-	-	-	-	-	-	-	-	-	-	-	-	0	-100%	0
	2023	-	-	-	1	-	-	-	-	-	-	1	-	1	▼	2
Probates/Wills & Trusts - Level 2	2024	-	1	-	1	1	-	-	-	-	-	-	-	3	50%	3
	2023	-	-	1	1	-	-	-	-	1	1	-	-	2	▲	4
Uncontested Divorce	2024	1	3	2	2	1	5	-	-	-	-	-	-	14	17%	14
	2023	1	1	3	-	4	3	-	2	5	-	1	1	12	▲	21

Dashboard		Monthly Filings Summary				Jan --- Jun Filings			
Court: Lynchburg Circuit Start/End Date: Jan-23 / Jun-24 2023 Average Month: 494 Jan-Jun 2023: 3,062 Filings Trending: ▲		Circuit/Court ID: 24 224680 Type of Case: Filings 2024 Average Month: 577 Jan-Jun 2024 : 3,460 Overall AVG. Month: 522							

Filings by Division																
Divisions		Jan	Feb	Mar	Apr	May	Jun	Jul	Aug	Sep	Oct	Nov	Dec	Thru Jun	% Change	Total
Total	2024	528	601	563	629	622	517	-	-	-	-	-	-	3,460	13%	3,460
	2023	510	455	673	483	540	401	472	546	463	482	471	435	3,062	▲	5,931
Civil	2024	65	135	95	91	137	99	-	-	-	-	-	-	622	31%	622
	2023	62	66	90	63	135	60	66	108	71	59	67	99	476	▲	946
Criminal	2024	267	243	247	327	239	218	-	-	-	-	-	-	1,541	12%	1,541
	2023	258	185	324	205	207	192	251	262	234	263	213	181	1,371	▲	2,775
Concealed Handgun Permits	2024	83	94	75	84	72	48	-	-	-	-	-	-	456	-20%	456
	2023	82	88	130	103	91	73	73	70	65	70	85	65	567	▼	995
Miscellaneous/ Other	2024	112	129	146	126	174	152	-	-	-	-	-	-	839	30%	839
	2023	108	115	129	111	107	76	81	105	93	89	106	89	646	▲	1,209
Others	2024	1	-	-	1	-	-	-	-	-	-	-	-	2	0%	2
	2023	-	1	-	1	-	-	1	1	-	1	-	1	2	↔	6

Filings by Case Category																
Case Categories		Jan	Feb	Mar	Apr	May	Jun	Jul	Aug	Sep	Oct	Nov	Dec	Thru Jun	% Change	Total
Administrative Law	2024	-	-	-	-	-	-	-	-	-	-	-	-	0	-100%	0
	2023	-	-	1	-	-	-	-	-	-	-	1	1	1	1	▼
Capital Murder	2024	-	2	-	2	-	-	-	-	-	-	-	-	4	4	4
	2023	-	-	-	-	-	-	3	-	-	-	-	-	0	↔	3
Contested Divorce	2024	8	4	8	9	5	7	-	-	-	-	-	-	41	-16%	41
	2023	7	7	10	7	11	7	7	6	4	7	9	9	49	▼	91
Domestic and Family - Level 1	2024	3	74	22	18	61	26	-	-	-	-	-	-	204	28%	204
	2023	19	15	35	9	69	12	14	28	21	13	22	47	159	▲	304
Domestic and Family - Level 2	2024	3	4	5	2	2	4	-	-	-	-	-	-	20	-13%	20
	2023	2	2	5	6	4	4	4	4	3	2	4	3	23	▼	43
Felonies and Related Matters	2024	161	116	151	229	125	117	-	-	-	-	-	-	899	12%	899
	2023	149	93	207	127	113	113	161	165	144	152	124	109	802	▲	1,657
General Civil - Level 1	2024	-	4	2	1	3	2	-	-	-	-	-	-	12	50%	12
	2023	2	2	1	1	1	1	2	1	1	1	1	3	1	8	▲
General Civil - Level 2	2024	16	13	21	28	13	18	-	-	-	-	-	-	109	38%	109
	2023	12	14	14	15	14	10	15	18	9	16	11	12	79	▲	160
General Civil - Level 3	2024	13	17	20	11	15	21	-	-	-	-	-	-	97	87%	97
	2023	5	11	8	7	10	11	4	9	2	6	4	6	52	▲	83
Miscellaneous Civil	2024	113	141	127	130	155	86	-	-	-	-	-	-	752	-2%	752
	2023	114	119	181	132	125	97	109	111	108	105	124	95	768	▼	1,420
Misdemeanor	2024	97	95	78	80	114	92	-	-	-	-	-	-	556	22%	556
	2023	95	77	103	54	71	55	64	83	81	98	76	59	455	▲	916
Other	2024	80	81	93	78	92	110	-	-	-	-	-	-	534	23%	534
	2023	75	83	79	81	68	49	43	62	51	52	64	61	435	▲	768
Other Criminally Related Matters	2024	17	31	19	21	17	14	-	-	-	-	-	-	119	-5%	119
	2023	16	15	15	24	29	26	25	29	27	18	15	13	125	▼	252
Probates/Wills & Trusts - Level 1	2024	-	2	-	-	-	-	-	-	-	-	-	-	2	2	2
	2023	-	-	-	-	-	-	-	1	-	-	-	-	1	0	↔
Probates/Wills & Trusts - Level 2	2024	3	3	2	3	4	2	-	-	-	-	-	-	17	70%	17
	2023	1	1	2	2	3	1	6	2	2	1	2	1	10	▲	24
Protective Orders	2024	-	-	-	-	-	-	-	-	-	-	-	-	0	0	0
	2023	-	-	-	-	-	-	2	-	-	-	-	-	0	↔	2
Uncontested Divorce	2024	14	14	15	17	16	18	-	-	-	-	-	-	94	-2%	94
	2023	13	16	12	18	22	15	13	27	10	10	12	17	96	▼	185

CPSS-CCMS-10.01 CASELOAD STATISTICS OF THE CIRCUIT COURTS


January 2023 -- June 2024 Filings

Alexandria and Fairfax Circuit are not Included in State Totals

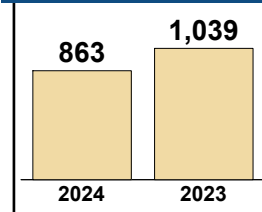
Dashboard

Court: Allegheny Circuit Circuit/Court ID: 25 225005
 Start/End Date: Jan-23 / Jun-24 Type of Case: Filings
 2023 Average Month: 159 2024 Average Month: 144
 Jan-Jun 2023: 1,039 Jan-Jun 2024 : 863
 Filings Trending: ▼ Overall AVG. Month: 154

Monthly Filings Summary



Jan --- Jun Filings



Filings by Division

Divisions	Jan	Feb	Mar	Apr	May	Jun	Jul	Aug	Sep	Oct	Nov	Dec	Thru Jun	% Change	Total
Total	140	129	146	216	118	114	-	-	-	-	-	-	863	-17%	863
Civil	5	7	10	8	14	17	-	-	-	-	-	-	61	-44%	61
Criminal	89	72	78	164	63	78	-	-	-	-	-	-	544	-4%	544
Concealed Handgun Permits	38	37	47	29	33	15	-	-	-	-	-	-	199	-33%	199
Miscellaneous/Other	8	13	11	14	8	4	-	-	-	-	-	-	58	-9%	58
Others	-	-	-	1	-	-	-	-	-	-	-	-	1	-50%	1

Filings by Case Category

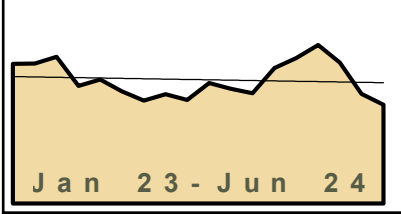
Case Categories	Jan	Feb	Mar	Apr	May	Jun	Jul	Aug	Sep	Oct	Nov	Dec	Thru Jun	% Change	Total
Administrative Law	-	-	-	-	-	-	-	-	-	-	-	-	0	0%	0
Capital Murder	-	-	-	1	-	-	-	-	-	-	-	-	1	1%	1
Contested Divorce	1	1	2	1	4	2	-	-	-	-	-	-	10	25%	10
Domestic and Family - Level 1	1	3	1	1	-	3	7	2	-	-	-	1	9	-89%	19
Domestic and Family - Level 2	1	1	1	1	1	-	-	-	-	-	-	-	5	0%	5
Felonies and Related Matters	53	46	50	124	41	54	78	71	34	88	31	32	368	-9%	368
General Civil - Level 1	-	-	2	1	-	1	1	-	-	-	1	-	0	-100%	0
General Civil - Level 2	2	1	4	1	3	2	-	-	-	-	-	-	13	-7%	13
General Civil - Level 3	2	1	1	-	-	7	-	-	-	-	-	-	11	-59%	11
Miscellaneous Civil	43	48	57	41	41	19	-	-	-	-	-	-	249	-30%	249
Misdemeanor	33	18	24	38	15	19	-	-	-	-	-	-	147	-1%	147
Other	1	-	-	1	-	1	-	-	-	-	-	-	3	-57%	3
Other Criminally Related Matters	3	8	4	4	7	5	-	-	-	-	-	-	31	158%	31
Probates/Wills & Trusts - Level 1	-	-	-	-	1	-	-	-	-	-	-	-	1	1%	1
Probates/Wills & Trusts - Level 2	-	2	-	1	1	-	-	-	-	-	-	-	4	-64%	4
Protective Orders	-	-	-	-	-	1	-	-	-	-	-	-	1	1%	1
Uncontested Divorce	2	3	3	3	3	4	-	-	-	-	-	-	18	-40%	18

This report reflects data in the case management system. Numbers will update accordingly as reports are refreshed and posted.

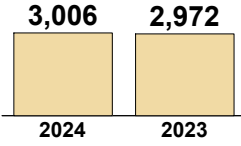
Dashboard

Court: Augusta Circuit
Start/End Date: Jan-23 / Jun-24
2023 Average Month: 458
Jan-Jun 2023: 2,972
Filings Trending: <->
Circuit/Court ID: 25 225015
Type of Case: Filings
2024 Average Month: 501
Jan-Jun 2024 : 3,006
Overall AVG. Month: 472

Monthly Filings Summary



Jan --- Jun Filings



Filings by Division

Table with 16 columns: Divisions, Jan, Feb, Mar, Apr, May, Jun, Jul, Aug, Sep, Oct, Nov, Dec, Thru Jun, % Change, Total. Rows include Total, Civil, Criminal, Concealed Handgun Permits, Miscellaneous/Other, and Others.

Filings by Case Category

Table with 16 columns: Case Categories, Jan, Feb, Mar, Apr, May, Jun, Jul, Aug, Sep, Oct, Nov, Dec, Thru Jun, % Change, Total. Rows include Administrative Law, Capital Murder, Contested Divorce, Domestic and Family (Levels 1 & 2), Felonies and Related Matters, General Civil (Levels 1, 2, 3), Miscellaneous Civil, Misdemeanor, Other, Other Criminally Related Matters, Probates/Wills & Trusts (Levels 1 & 2), and Uncontested Divorce.

This report reflects data in the case management system. Numbers will update accordingly as reports are refreshed and posted.

Dashboard		Monthly Filings Summary		Jan --- Jun Filings	
Court: Bath Circuit	Circuit/Court ID: 25 225017				
Start/End Date: Jan-23 / Jun-24	Type of Case: Filings				
2023 Average Month: 30	2024 Average Month: 23				
Jan-Jun 2023: 183	Jan-Jun 2024 : 139				
Filings Trending: ▼	Overall AVG. Month: 28				

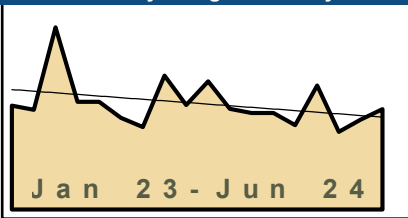
Filings by Division																
Divisions		Jan	Feb	Mar	Apr	May	Jun	Jul	Aug	Sep	Oct	Nov	Dec	Thru Jun	% Change	Total
Total	2024	28	17	11	28	19	36	-	-	-	-	-	-	139	-24%	139
	2023	50	23	29	41	21	19	40	32	29	17	22	34	183	▼	357
Civil	2024	1	2	-	4	1	2	-	-	-	-	-	-	10	-9%	10
	2023	1	-	2	3	2	3	-	2	1	1	-	6	11	▼	21
Criminal	2024	19	4	1	8	1	26	-	-	-	-	-	-	59	5%	59
	2023	27	7	1	20	1	-	9	9	15	4	3	6	56	▲	102
Concealed Handgun Permits	2024	7	10	8	13	15	8	-	-	-	-	-	-	61	-36%	61
	2023	19	16	23	13	12	12	28	17	10	12	18	18	95	▼	198
Miscellaneous/ Other	2024	1	1	2	3	2	-	-	-	-	-	-	-	9	-57%	9
	2023	3	-	3	5	6	4	3	4	3	-	1	4	21	▼	36

Filings by Case Category																
Case Categories		Jan	Feb	Mar	Apr	May	Jun	Jul	Aug	Sep	Oct	Nov	Dec	Thru Jun	% Change	Total
Contested Divorce	2024	-	-	-	1	-	1	-	-	-	-	-	-	2	0%	2
	2023	-	-	-	-	1	1	-	-	1	-	-	1	2	↔	4
Domestic and Family - Level 1	2024	-	1	-	-	-	1	-	-	-	-	-	-	2	0%	2
	2023	-	-	2	-	-	-	-	-	-	-	-	-	2	↔	2
Domestic and Family - Level 2	2024	-	-	-	-	-	-	-	-	-	-	-	-	0	-100%	0
	2023	-	-	-	-	-	1	-	-	-	-	-	-	1	▼	1
Felonies and Related Matters	2024	15	3	1	8	-	23	-	-	-	-	-	-	50	-4%	50
	2023	25	5	1	20	1	-	3	4	13	2	2	5	52	▼	81
General Civil - Level 1	2024	-	-	-	-	-	-	-	-	-	-	-	-	0	-100%	0
	2023	1	-	-	-	-	-	-	-	-	-	-	-	1	▼	1
General Civil - Level 2	2024	-	-	1	1	-	-	-	-	-	-	-	-	2	-71%	2
	2023	1	-	2	2	-	2	1	2	1	1	-	1	7	▼	13
General Civil - Level 3	2024	1	1	-	1	-	-	-	-	-	-	-	-	3	50%	3
	2023	-	-	-	-	1	1	1	1	-	-	-	3	2	▲	7
Miscellaneous Civil	2024	7	10	9	14	17	8	-	-	-	-	-	-	65	-39%	65
	2023	21	16	24	16	16	14	29	19	12	12	19	21	107	▼	219
Misdemeanor	2024	3	1	-	-	1	3	-	-	-	-	-	-	8	167%	8
	2023	1	2	-	-	-	-	4	3	2	2	1	1	3	▲	16
Other	2024	-	-	-	-	-	-	-	-	-	-	-	-	0	0	0
	2023	-	-	-	-	-	-	-	-	-	-	-	1	0	↔	1
Other Criminally Related Matters	2024	1	-	-	-	-	-	-	-	-	-	-	-	1	0%	1
	2023	1	-	-	-	-	-	2	2	-	-	-	-	1	↔	5
Probates/Wills & Trusts - Level 2	2024	-	-	-	2	-	-	-	-	-	-	-	-	2	0%	2
	2023	-	-	-	2	-	-	-	1	-	-	-	-	2	↔	3
Uncontested Divorce	2024	1	1	-	1	1	-	-	-	-	-	-	-	4	33%	4
	2023	-	-	-	1	2	-	-	-	-	-	-	1	3	▲	4

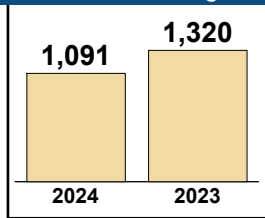
Dashboard

Court: Botetourt Circuit Circuit/Court ID: 25 225023
 Start/End Date: Jan-23 / Jun-24 Type of Case: Filings
 2023 Average Month: 213 2024 Average Month: 182
 Jan-Jun 2023: 1,320 Jan-Jun 2024 : 1,091
 Filings Trending: ▼ Overall AVG. Month: 202

Monthly Filings Summary



Jan --- Jun Filings



Filings by Division

Divisions	Jan	Feb	Mar	Apr	May	Jun	Jul	Aug	Sep	Oct	Nov	Dec	Thru Jun	% Change	Total
Total 2024	184	161	236	148	171	191	-	-	-	-	-	-	1,091	-17%	1,091
2023	198	190	347	205	205	175	157	255	199	244	192	184	1,320	▼	2,551
Civil 2024	18	22	21	24	17	15	-	-	-	-	-	-	117	14%	117
2023	18	14	16	19	21	15	18	25	18	23	18	18	103	▲	223
Criminal 2024	54	45	114	41	83	95	-	-	-	-	-	-	432	-20%	432
2023	63	48	207	68	89	68	60	114	94	102	81	72	543	▼	1,066
Concealed Handgun Permits 2024	93	76	81	67	51	61	-	-	-	-	-	-	429	-17%	429
2023	91	89	92	89	83	72	70	81	68	97	75	68	516	▼	975
Miscellaneous/Other 2024	19	17	20	16	20	19	-	-	-	-	-	-	111	-30%	111
2023	26	39	32	29	12	20	9	34	19	22	18	26	158	▼	286
Others 2024	-	1	-	-	-	1	-	-	-	-	-	-	2	2	2
2023	-	-	-	-	-	-	-	1	-	-	-	-	0	↔	1

Filings by Case Category

Case Categories	Jan	Feb	Mar	Apr	May	Jun	Jul	Aug	Sep	Oct	Nov	Dec	Thru Jun	% Change	Total
Administrative Law 2024	-	-	-	-	-	-	-	-	-	-	-	-	0	-100%	0
2023	-	-	1	-	-	-	-	-	1	-	-	-	1	▼	2
Capital Murder 2024	-	-	-	-	-	-	-	-	-	-	-	-	0	-100%	0
2023	-	-	1	-	-	-	-	-	1	-	-	-	1	▼	2
Contested Divorce 2024	3	2	1	5	1	5	-	-	-	-	-	-	17	55%	17
2023	1	2	3	1	2	2	1	1	-	1	2	1	11	▲	17
Domestic and Family - Level 1 2024	3	2	2	6	2	1	-	-	-	-	-	-	16	-27%	16
2023	1	5	2	5	6	3	-	10	-	14	6	7	22	▼	59
Domestic and Family - Level 2 2024	-	-	1	-	-	-	-	-	-	-	-	-	1	-80%	1
2023	1	-	1	1	1	1	1	-	2	1	-	1	5	▼	10
Felonies and Related Matters 2024	40	28	93	24	57	75	-	-	-	-	-	-	317	-26%	317
2023	50	34	183	59	55	47	36	95	67	73	55	58	428	▼	812
General Civil - Level 1 2024	2	-	-	-	-	-	-	-	-	-	-	-	2	2	2
2023	-	-	-	-	-	-	-	-	-	-	-	-	0	↔	0
General Civil - Level 2 2024	2	4	7	2	8	2	-	-	-	-	-	-	25	14%	25
2023	2	3	4	3	6	4	5	5	6	3	2	2	22	▲	45
General Civil - Level 3 2024	2	5	3	1	-	1	-	-	-	-	-	-	12	100%	12
2023	5	-	1	-	-	-	-	2	4	1	4	6	6	▲	23
Miscellaneous Civil 2024	101	86	90	75	62	73	-	-	-	-	-	-	487	-18%	487
2023	99	113	106	110	87	82	75	95	77	106	87	83	597	▼	1,120
Misdemeanor 2024	9	16	20	11	23	21	-	-	-	-	-	-	100	18%	100
2023	11	7	16	5	29	17	13	11	20	22	22	12	85	▲	185
Other 2024	10	8	10	9	8	8	-	-	-	-	-	-	53	-27%	53
2023	16	14	16	8	9	10	4	20	10	11	6	8	73	▼	132
Other Criminally Related Matters 2024	5	1	1	6	3	1	-	-	-	-	-	-	17	-41%	17
2023	2	7	7	4	5	4	11	8	6	7	4	2	29	▼	67
Probates/Wills & Trusts - Level 1 2024	-	-	-	-	-	-	-	-	-	-	-	-	0	-100%	0
2023	1	-	-	1	-	-	-	-	-	-	-	-	2	▼	2
Probates/Wills & Trusts - Level 2 2024	2	2	1	-	-	-	-	-	-	-	-	-	5	25%	5
2023	2	-	-	2	-	-	2	1	-	1	-	2	4	▲	10
Uncontested Divorce 2024	5	7	7	9	7	4	-	-	-	-	-	-	39	15%	39
2023	7	5	6	6	5	5	9	7	5	4	4	2	34	▲	65

This report reflects data in the case management system. Numbers will update accordingly as reports are refreshed and posted.

Dashboard	Monthly Filings Summary	Jan --- Jun Filings				
<p>Court: Craig Circuit Start/End Date: Jan-23 / Jun-24 2023 Average Month: 33 Jan-Jun 2023: 206 Filings Trending: ▲</p> <p>Circuit/Court ID: 25 225045 Type of Case: Filings 2024 Average Month: 36 Jan-Jun 2024 : 218 Overall AVG. Month: 34</p>	<p>Jan 23 - Jun 24</p>	<table border="1" style="margin: auto;"> <tr> <td style="text-align: center; width: 50px;">218</td> <td style="text-align: center; width: 50px;">206</td> </tr> <tr> <td style="text-align: center;">2024</td> <td style="text-align: center;">2023</td> </tr> </table>	218	206	2024	2023
218	206					
2024	2023					

Filings by Division																
Divisions		Jan	Feb	Mar	Apr	May	Jun	Jul	Aug	Sep	Oct	Nov	Dec	Thru Jun	% Change	Total
Total	2024	29	33	30	59	35	32	-	-	-	-	-	-	218	6%	218
	2023	38	35	54	24	18	37	23	35	38	33	42	21	206	▲	398
Civil	2024	1	1	3	7	4	3	-	-	-	-	-	-	19	-30%	19
	2023	2	1	17	3	3	1	3	6	1	4	2	3	27	▼	46
Criminal	2024	1	7	5	16	7	9	-	-	-	-	-	-	45	45%	45
	2023	14	-	1	6	-	10	-	9	14	2	16	-	31	▲	72
Concealed Handgun Permits	2024	24	23	16	32	20	13	-	-	-	-	-	-	128	1%	128
	2023	17	32	31	12	12	23	17	18	21	25	22	16	127	▲	246
Miscellaneous/ Other	2024	3	2	6	4	4	7	-	-	-	-	-	-	26	24%	26
	2023	5	2	5	3	3	3	3	2	2	2	2	2	21	▲	34

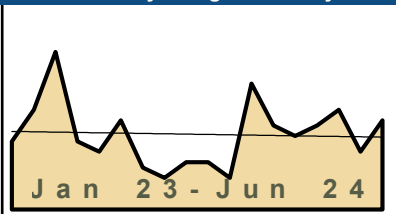
Filings by Case Category																
Case Categories		Jan	Feb	Mar	Apr	May	Jun	Jul	Aug	Sep	Oct	Nov	Dec	Thru Jun	% Change	Total
Contested Divorce	2024	1	-	1	-	1	-	-	-	-	-	-	-	3	50%	3
	2023	-	-	-	1	1	-	-	-	-	1	-	2	2	▲	5
Domestic and Family - Level 1	2024	-	-	-	5	1	-	-	-	-	-	-	-	6	-65%	6
	2023	1	-	16	-	-	-	-	4	-	-	-	-	17	▼	21
Domestic and Family - Level 2	2024	-	-	-	-	-	-	-	-	-	-	-	-	0	-100%	0
	2023	-	1	-	-	-	-	-	1	-	1	-	-	1	▼	3
Felonies and Related Matters	2024	1	7	4	13	5	9	-	-	-	-	-	-	39	105%	39
	2023	4	-	-	5	-	10	-	7	10	2	10	-	19	▲	48
General Civil - Level 1	2024	-	-	-	-	-	-	-	-	-	-	-	-	0	0	0
	2023	-	-	-	-	-	-	1	-	-	-	-	-	0	↔	1
General Civil - Level 2	2024	-	1	-	1	1	-	-	-	-	-	-	-	3	3	3
	2023	-	-	-	-	-	-	1	-	-	2	1	-	0	↔	4
General Civil - Level 3	2024	-	-	1	1	-	1	-	-	-	-	-	-	3	50%	3
	2023	-	-	1	-	1	-	-	1	-	-	-	-	2	▲	3
Miscellaneous Civil	2024	27	25	22	36	23	20	-	-	-	-	-	-	153	3%	153
	2023	22	34	36	15	15	26	20	20	22	27	24	18	148	▲	279
Misdemeanor	2024	-	-	1	3	2	-	-	-	-	-	-	-	6	-45%	6
	2023	10	-	-	1	-	-	-	2	4	-	6	-	11	▼	23
Other	2024	-	-	-	-	-	-	-	-	-	-	-	-	0	0	0
	2023	-	-	-	-	-	-	-	-	1	-	-	-	0	↔	1
Other Criminally Related Matters	2024	-	-	-	-	-	-	-	-	-	-	-	-	0	-100%	0
	2023	-	-	1	-	-	-	-	-	-	-	-	-	1	▼	1
Probates/Wills & Trusts - Level 1	2024	-	-	-	-	-	-	-	-	-	-	-	-	0	0	0
	2023	-	-	-	-	-	-	-	-	1	-	-	-	0	↔	1
Probates/Wills & Trusts - Level 2	2024	-	-	-	-	-	1	-	-	-	-	-	-	1	1	1
	2023	-	-	-	-	-	-	-	-	-	-	-	-	0	↔	0
Uncontested Divorce	2024	-	-	1	-	2	1	-	-	-	-	-	-	4	-20%	4
	2023	1	-	-	2	1	1	1	-	-	-	1	1	5	▼	8

Dashboard

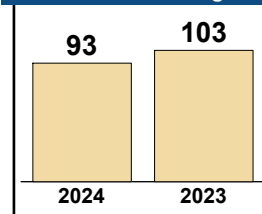
Court: Highland Circuit
Start/End Date: Jan-23 / Jun-24
2023 Average Month: 14
Jan-Jun 2023: 103
Filings Trending: ▼

Circuit/Court ID: 25 225091
Type of Case: Filings
2024 Average Month: 16
Jan-Jun 2024 : 93
Overall AVG. Month: 14

Monthly Filings Summary



Jan --- Jun Filings



Filings by Division

Divisions	Jan	Feb	Mar	Apr	May	Jun	Jul	Aug	Sep	Oct	Nov	Dec	Thru Jun	% Change	Total
Total	16	14	16	19	11	17	-	-	-	-	-	-	93	-10%	93
2023	13	19	30	13	11	17	8	6	9	9	6	24	103	▼	165
Civil	2	2	3	3	1	2	-	-	-	-	-	-	13	8%	13
2023	2	3	4	1	1	1	1	-	2	1	-	-	12	▲	16
Criminal	4	1	4	2	-	8	-	-	-	-	-	-	19	-24%	19
2023	2	-	8	1	3	11	1	-	2	3	2	19	25	▼	52
Concealed Handgun Permits	9	8	6	11	10	7	-	-	-	-	-	-	51	-20%	51
2023	9	15	18	10	7	5	5	6	3	5	3	4	64	▼	90
Miscellaneous/Other	1	3	3	3	-	-	-	-	-	-	-	-	10	400%	10
2023	-	1	-	1	-	-	1	-	2	-	1	1	2	▲	7

Filings by Case Category

Case Categories	Jan	Feb	Mar	Apr	May	Jun	Jul	Aug	Sep	Oct	Nov	Dec	Thru Jun	% Change	Total
Administrative Law	-	-	-	-	-	1	-	-	-	-	-	-	1	1	1
2023	-	-	-	-	-	-	-	-	-	-	-	-	0	↔	0
Contested Divorce	1	-	1	-	-	-	-	-	-	-	-	-	2	0%	2
2023	-	-	1	-	1	-	1	-	-	-	-	-	2	↔	3
Domestic and Family - Level 1	-	-	-	-	-	-	-	-	-	-	-	-	0	-100%	0
2023	-	-	1	-	-	-	-	-	-	-	-	-	1	▼	1
Domestic and Family - Level 2	-	-	-	-	-	-	-	-	-	-	-	-	0	-100%	0
2023	1	-	-	-	-	-	-	-	-	-	-	-	1	▼	1
Felonies and Related Matters	1	-	3	1	-	5	-	-	-	-	-	-	10	-33%	10
2023	2	-	4	1	1	7	1	-	2	-	2	18	15	▼	38
General Civil - Level 1	-	-	-	-	-	-	-	-	-	-	-	-	0	-100%	0
2023	-	-	1	-	-	-	-	-	-	-	-	-	1	▼	1
General Civil - Level 2	-	2	1	2	-	-	-	-	-	-	-	-	5	150%	5
2023	-	1	1	-	-	-	-	-	1	-	-	-	2	▲	3
General Civil - Level 3	-	-	1	-	-	1	-	-	-	-	-	-	2	100%	2
2023	-	1	-	-	-	-	-	-	1	-	-	-	1	▲	2
Miscellaneous Civil	10	11	9	14	10	7	-	-	-	-	-	-	61	-8%	61
2023	9	16	18	11	7	5	6	6	5	5	4	5	66	▼	97
Misdemeanor	3	1	1	1	-	3	-	-	-	-	-	-	9	13%	9
2023	-	-	2	-	2	4	-	-	-	1	-	1	8	▲	10
Other	-	-	-	-	1	-	-	-	-	-	-	-	1	1	1
2023	-	-	-	-	-	-	-	-	-	-	-	-	0	↔	0
Other Criminally Related Matters	-	-	-	-	-	-	-	-	-	-	-	-	0	-100%	0
2023	-	-	2	-	-	-	-	-	-	2	-	-	2	▼	4
Probates/Wills & Trusts - Level 2	1	-	-	1	-	-	-	-	-	-	-	-	2	100%	2
2023	-	-	-	-	-	1	-	-	-	-	-	-	1	▲	1
Uncontested Divorce	-	-	-	-	-	-	-	-	-	-	-	-	0	-100%	0
2023	1	1	-	1	-	-	-	-	-	1	-	-	3	▼	4

CPSS-CCMS-10.01 CASELOAD STATISTICS OF THE CIRCUIT COURTS

Rockbridge

January 2023 -- June 2024 Filings

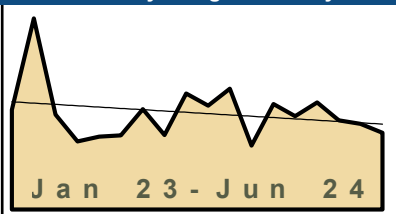
Alexandria and Fairfax Circuit are not Included in State Totals

Dashboard

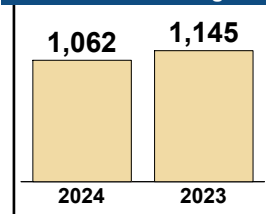
Court: Rockbridge Circuit
Start/End Date: Jan-23 / Jun-24
2023 Average Month: 187
Jan-Jun 2023: 1,145
Filings Trending: ▼

Circuit/Court ID: 25 225163
Type of Case: Filings
2024 Average Month: 177
Jan-Jun 2024 : 1,062
Overall AVG. Month: 184

Monthly Filings Summary



Jan --- Jun Filings



Filings by Division

Divisions		Jan	Feb	Mar	Apr	May	Jun	Jul	Aug	Sep	Oct	Nov	Dec	Thru Jun	% Change	Total
Total	2024	201	178	204	170	163	146	-	-	-	-	-	-	1,062	-7%	1,062
	2023	190	364	181	130	139	141	191	142	221	198	230	122	1,145	▼	2,249
Civil	2024	14	17	25	23	20	11	-	-	-	-	-	-	110	-11%	110
	2023	10	21	34	19	22	18	27	19	26	18	18	14	124	▼	246
Criminal	2024	117	95	102	82	100	72	-	-	-	-	-	-	568	-8%	568
	2023	116	264	50	56	57	75	122	71	156	123	149	59	618	▼	1,298
Concealed Handgun Permits	2024	60	56	66	52	37	57	-	-	-	-	-	-	328	-1%	328
	2023	50	67	82	45	49	39	39	45	28	43	54	39	332	▼	580
Miscellaneous/ Other	2024	10	10	11	13	6	6	-	-	-	-	-	-	56	-21%	56
	2023	14	12	15	10	11	9	3	7	11	14	9	10	71	▼	125

Filings by Case Category

Case Categories		Jan	Feb	Mar	Apr	May	Jun	Jul	Aug	Sep	Oct	Nov	Dec	Thru Jun	% Change	Total
Administrative Law	2024	-	-	-	1	-	-	-	-	-	-	-	-	1	-50%	1
	2023	-	-	-	1	1	-	-	3	1	1	-	-	2	▼	7
Contested Divorce	2024	2	3	2	2	-	1	-	-	-	-	-	-	10	-33%	10
	2023	2	1	6	3	2	1	3	-	1	3	1	1	15	▼	24
Domestic and Family - Level 1	2024	1	1	2	2	1	-	-	-	-	-	-	-	7	-36%	7
	2023	-	6	2	1	2	-	4	-	5	8	-	5	11	▼	33
Domestic and Family - Level 2	2024	3	4	2	4	2	-	-	-	-	-	-	-	15	7%	15
	2023	1	3	2	4	3	1	8	2	2	-	6	1	14	▲	33
Felonies and Related Matters	2024	73	71	60	54	66	40	-	-	-	-	-	-	364	-13%	364
	2023	73	213	20	28	37	46	85	39	100	85	135	32	417	▼	893
General Civil - Level 2	2024	3	4	5	5	5	2	-	-	-	-	-	-	24	33%	24
	2023	4	2	4	2	2	4	3	4	8	4	8	1	18	▲	46
General Civil - Level 3	2024	1	-	4	5	7	2	-	-	-	-	-	-	19	36%	19
	2023	-	2	4	3	1	4	1	3	3	-	1	2	14	▲	24
Miscellaneous Civil	2024	69	66	76	64	43	63	-	-	-	-	-	-	381	-5%	381
	2023	63	77	97	56	62	48	43	51	39	54	61	49	403	▼	700
Misdemeanor	2024	32	23	21	20	30	29	-	-	-	-	-	-	155	-14%	155
	2023	40	47	29	21	18	25	22	22	52	32	8	22	180	▼	338
Other	2024	1	-	1	2	-	1	-	-	-	-	-	-	5	67%	5
	2023	-	2	1	-	-	-	-	1	-	-	-	1	3	▲	5
Other Criminally Related Matters	2024	12	1	21	8	4	3	-	-	-	-	-	-	49	133%	49
	2023	3	4	1	7	2	4	15	10	4	6	6	5	21	▲	67
Probates/Wills & Trusts - Level 1	2024	1	1	-	-	-	-	-	-	-	-	-	-	2	2	2
	2023	-	-	-	-	-	-	-	-	-	-	-	-	0	↔	0
Probates/Wills & Trusts - Level 2	2024	-	1	2	1	2	-	-	-	-	-	-	-	6	-33%	6
	2023	-	-	1	2	4	2	1	-	-	-	-	-	9	▼	10
Uncontested Divorce	2024	3	3	8	2	3	5	-	-	-	-	-	-	24	-37%	24
	2023	4	7	14	2	5	6	6	7	6	5	4	3	38	▼	69

This report reflects data in the case management system. Numbers will update accordingly as reports are refreshed and posted.

Dashboard		Monthly Filings Summary		Jan --- Jun Filings					
<p>Court: Buena Vista Circuit Start/End Date: Jan-23 / Jun-24 2023 Average Month: 46 Jan-Jun 2023: 294 Filings Trending: ▼</p>	<p>Circuit/Court ID: 25 225530 Type of Case: Filings 2024 Average Month: 45 Jan-Jun 2024 : 272 Overall AVG. Month: 46</p>	<p style="text-align: center; font-weight: bold; font-size: 1.2em;">Jan 23 - Jun 24</p>		<table style="margin: auto;"> <tr> <td style="text-align: center; width: 50px;">272</td> <td style="text-align: center; width: 50px;">294</td> </tr> <tr> <td style="text-align: center; width: 50px;">2024</td> <td style="text-align: center; width: 50px;">2023</td> </tr> </table>		272	294	2024	2023
272	294								
2024	2023								

Filings by Division																
Divisions		Jan	Feb	Mar	Apr	May	Jun	Jul	Aug	Sep	Oct	Nov	Dec	Thru Jun	% Change	Total
Total	2024	49	26	79	44	46	28	-	-	-	-	-	-	272	-7%	272
	2023	63	35	72	46	41	37	45	38	57	56	28	36	294	▼	554
Civil	2024	5	1	5	3	2	3	-	-	-	-	-	-	19	-17%	19
	2023	2	-	6	7	4	4	3	5	4	2	5	3	23	▼	45
Criminal	2024	30	18	57	31	28	14	-	-	-	-	-	-	178	-10%	178
	2023	43	17	55	26	33	23	31	19	50	37	11	19	197	▼	364
Concealed Handgun Permits	2024	11	6	15	9	12	9	-	-	-	-	-	-	62	32%	62
	2023	11	12	9	6	4	5	7	7	2	10	11	11	47	▲	95
Miscellaneous/Other	2024	3	1	2	1	4	2	-	-	-	-	-	-	13	-46%	13
	2023	7	6	2	6	-	3	4	7	1	7	1	3	24	▼	47
Others	2024	-	-	-	-	-	-	-	-	-	-	-	-	0	-100%	0
	2023	-	-	-	1	-	2	-	-	-	-	-	-	3	▼	3

Filings by Case Category																
Case Categories		Jan	Feb	Mar	Apr	May	Jun	Jul	Aug	Sep	Oct	Nov	Dec	Thru Jun	% Change	Total
Contested Divorce	2024	-	1	1	-	1	-	-	-	-	-	-	-	3	0%	3
	2023	-	-	1	-	1	1	1	-	-	2	2	-	3	↔	8
Domestic and Family - Level 1	2024	1	-	2	-	-	1	-	-	-	-	-	-	4	0%	4
	2023	-	-	2	-	1	1	1	2	-	-	-	1	4	↔	8
Domestic and Family - Level 2	2024	-	-	-	-	-	1	-	-	-	-	-	-	1	-67%	1
	2023	-	-	1	2	-	-	-	-	1	-	-	-	3	▼	4
Felonies and Related Matters	2024	19	13	45	16	22	8	-	-	-	-	-	-	123	-19%	123
	2023	35	13	46	18	22	17	23	14	32	22	6	13	151	▼	261
General Civil - Level 2	2024	1	-	-	-	1	-	-	-	-	-	-	-	2	0%	2
	2023	-	2	-	-	-	-	-	1	-	2	-	2	2	↔	7
General Civil - Level 3	2024	1	-	-	-	1	-	-	-	-	-	-	-	2	-50%	2
	2023	2	-	1	-	1	-	-	-	-	-	-	-	4	▼	4
Miscellaneous Civil	2024	15	7	17	10	15	11	-	-	-	-	-	-	75	12%	75
	2023	17	16	10	12	4	8	11	14	3	15	12	14	67	▲	136
Misdemeanor	2024	9	4	11	10	6	6	-	-	-	-	-	-	46	18%	46
	2023	5	4	9	8	9	4	7	5	17	13	2	5	39	▲	88
Other	2024	-	-	-	1	-	-	-	-	-	-	-	-	1	-67%	1
	2023	-	-	-	1	-	2	-	-	-	-	-	-	3	▼	3
Other Criminally Related Matters	2024	2	1	1	5	-	-	-	-	-	-	-	-	9	29%	9
	2023	3	-	-	-	2	2	1	-	1	2	3	1	7	▲	15
Probates/Wills & Trusts - Level 2	2024	1	-	1	1	-	1	-	-	-	-	-	-	4	100%	4
	2023	-	-	-	2	-	-	1	-	-	-	1	-	2	▲	4
Uncontested Divorce	2024	-	-	1	1	-	-	-	-	-	-	-	-	2	-78%	2
	2023	1	-	2	3	1	2	-	2	3	-	2	-	9	▼	16

Dashboard				Monthly Filings Summary				Jan --- Jun Filings	
Court: Staunton Circuit Start/End Date: Jan-23 / Jun-24 2023 Average Month: 244 Jan-Jun 2023: 1,406 Filings Trending: ▼	Circuit/Court ID: 25 225790 Type of Case: Filings 2024 Average Month: 221 Jan-Jun 2024 : 1,328 Overall AVG. Month: 236	<p style="font-weight: bold; font-size: 1.2em;">Jan 23 - Jun 24</p>	<table border="1" style="margin: auto;"> <tr> <td style="font-size: 1.5em; font-weight: bold;">1,328</td> <td style="font-size: 1.5em; font-weight: bold;">1,406</td> </tr> <tr> <td style="font-size: 0.8em;">2024</td> <td style="font-size: 0.8em;">2023</td> </tr> </table>	1,328	1,406	2024	2023		
1,328	1,406								
2024	2023								

Filings by Division																
Divisions		Jan	Feb	Mar	Apr	May	Jun	Jul	Aug	Sep	Oct	Nov	Dec	Thru Jun	% Change	Total
Total	2024	246	209	245	226	210	192	-	-	-	-	-	-	1,328	-6%	1,328
	2023	239	187	277	264	206	233	304	265	293	297	201	161	1,406	▼	2,927
Civil	2024	13	23	25	24	24	11	-	-	-	-	-	-	120	10%	120
	2023	18	17	21	22	20	11	17	23	15	18	17	9	109	▲	208
Criminal	2024	153	110	131	121	90	110	-	-	-	-	-	-	715	-15%	715
	2023	131	102	170	163	115	161	200	177	221	215	118	98	842	▼	1,871
Concealed Handgun Permits	2024	24	36	28	33	25	24	-	-	-	-	-	-	170	-1%	170
	2023	32	31	30	34	26	18	32	21	25	32	24	21	171	▼	326
Miscellaneous/ Other	2024	56	38	61	48	71	47	-	-	-	-	-	-	321	13%	321
	2023	57	37	56	45	45	43	55	43	32	32	42	33	283	▲	520
Others	2024	-	2	-	-	-	-	-	-	-	-	-	-	2	100%	2
	2023	1	-	-	-	-	-	-	1	-	-	-	-	1	▲	2

Filings by Case Category																
Case Categories		Jan	Feb	Mar	Apr	May	Jun	Jul	Aug	Sep	Oct	Nov	Dec	Thru Jun	% Change	Total
Capital Murder	2024	-	-	-	-	-	-	-	-	-	-	-	-	0	0	0
	2023	-	-	-	-	-	-	-	-	-	-	-	1	0	↔	1
Contested Divorce	2024	3	2	1	3	4	3	-	-	-	-	-	-	16	129%	16
	2023	1	1	2	-	3	-	2	4	3	-	3	-	7	▲	19
Domestic and Family - Level 1	2024	2	7	9	1	3	-	-	-	-	-	-	-	22	-29%	22
	2023	5	4	7	9	4	2	-	4	3	1	2	-	31	▼	41
Domestic and Family - Level 2	2024	2	5	6	3	9	2	-	-	-	-	-	-	27	4%	27
	2023	3	6	4	6	3	4	7	4	4	5	4	4	26	▲	54
Felonies and Related Matters	2024	100	79	115	86	72	93	-	-	-	-	-	-	545	-12%	545
	2023	90	81	125	135	88	97	133	141	168	170	94	62	616	▼	1,384
General Civil - Level 1	2024	1	-	-	1	-	-	-	-	-	-	-	-	2	2	2
	2023	-	-	-	-	-	-	-	1	-	-	-	-	-	0	↔
General Civil - Level 2	2024	1	1	3	5	2	-	-	-	-	-	-	-	12	9%	12
	2023	4	-	3	1	2	1	1	2	-	3	3	-	11	▲	20
General Civil - Level 3	2024	2	-	-	2	4	3	-	-	-	-	-	-	11	-39%	11
	2023	6	1	3	5	3	-	4	5	2	1	2	5	18	▼	37
Miscellaneous Civil	2024	37	49	43	44	39	35	-	-	-	-	-	-	247	0%	247
	2023	45	46	46	45	41	25	45	32	36	42	35	28	248	▼	466
Misdemeanor	2024	48	21	11	25	11	14	-	-	-	-	-	-	130	-21%	130
	2023	23	14	41	20	27	40	35	31	48	30	22	17	165	▼	348
Other	2024	42	26	43	33	51	35	-	-	-	-	-	-	230	22%	230
	2023	39	22	34	30	28	35	38	30	20	20	28	22	188	▲	346
Other Criminally Related Matters	2024	7	10	5	14	7	4	-	-	-	-	-	-	47	-24%	47
	2023	19	7	4	8	-	24	32	5	5	16	2	18	62	▼	140
Probates/Wills & Trusts - Level 2	2024	1	2	3	4	1	-	-	-	-	-	-	-	11	120%	11
	2023	1	-	1	1	1	1	1	1	2	4	2	2	5	▲	17
Protective Orders	2024	-	-	-	1	-	-	-	-	-	-	-	-	1	-50%	1
	2023	-	-	-	1	-	1	1	-	-	-	1	-	2	▼	4
Uncontested Divorce	2024	-	7	6	4	7	3	-	-	-	-	-	-	27	0%	27
	2023	3	5	7	3	6	3	5	5	2	5	3	2	27	↔	49

CPSS-CCMS-10.01 CASELOAD STATISTICS OF THE CIRCUIT COURTS

Waynesboro

January 2023 -- June 2024 Filings


Alexandria and Fairfax Circuit are not Included in State Totals

Dashboard

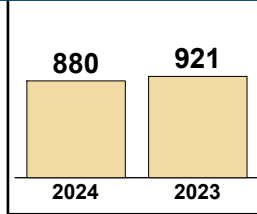
Court: Waynesboro Circuit
Start/End Date: Jan-23 / Jun-24
2023 Average Month: 149
Jan-Jun 2023: 921
Filings Trending: ▼

Circuit/Court ID: 25 225820
Type of Case: Filings
2024 Average Month: 147
Jan-Jun 2024 : 880
Overall AVG. Month: 148

Monthly Filings Summary



Jan --- Jun Filings



Filings by Division

Divisions	Jan	Feb	Mar	Apr	May	Jun	Jul	Aug	Sep	Oct	Nov	Dec	Thru Jun	% Change	Total
Total	163	163	152	166	157	79	-	-	-	-	-	-	880	-4%	880
	134	144	148	146	138	211	151	125	150	159	156	125	921	▼	1,787
Civil	13	22	11	21	17	8	-	-	-	-	-	-	92	-9%	92
	12	13	29	21	15	11	18	21	21	16	21	10	101	▼	208
Criminal	99	70	65	75	91	48	-	-	-	-	-	-	448	13%	448
	52	56	29	73	61	127	82	49	76	81	94	64	398	▲	844
Concealed Handgun Permits	22	40	38	41	19	11	-	-	-	-	-	-	171	5%	171
	32	23	39	19	22	28	15	21	20	34	15	22	163	▲	290
Miscellaneous/Other	29	30	37	26	30	12	-	-	-	-	-	-	164	-36%	164
	38	51	51	31	40	45	36	34	33	28	26	28	256	▼	441
Others	-	1	1	3	-	-	-	-	-	-	-	-	5	67%	5
	-	1	-	2	-	-	-	-	-	-	-	1	3	▲	4

Filings by Case Category

Case Categories	Jan	Feb	Mar	Apr	May	Jun	Jul	Aug	Sep	Oct	Nov	Dec	Thru Jun	% Change	Total
Administrative Law	-	-	-	-	-	-	-	-	-	-	-	-	0	-100%	0
	-	-	1	-	-	-	-	-	-	-	-	-	1	▼	1
Capital Murder	-	-	-	-	-	-	-	-	-	-	-	-	0	-100%	0
	-	-	-	-	1	-	-	-	-	-	-	-	1	▼	1
Contested Divorce	1	3	1	3	1	2	-	-	-	-	-	-	11	-15%	11
	3	4	-	3	2	1	3	2	2	3	-	-	13	▼	23
Domestic and Family - Level 1	1	5	3	10	3	2	-	-	-	-	-	-	24	26%	24
	1	2	4	10	2	-	3	9	2	8	5	2	19	▲	48
Domestic and Family - Level 2	-	2	1	-	2	1	-	-	-	-	-	-	6	0%	6
	-	3	1	-	2	-	4	1	1	-	-	-	6	↔	12
Felonies and Related Matters	83	54	48	62	63	42	-	-	-	-	-	-	352	15%	352
	39	49	21	60	39	98	58	39	55	50	66	36	306	▲	610
General Civil - Level 1	-	-	-	-	-	-	-	-	-	-	-	-	0	-100%	0
	-	-	-	-	1	-	-	-	-	-	-	-	1	▼	1
General Civil - Level 2	4	4	2	4	1	1	-	-	-	-	-	-	16	23%	16
	3	-	4	1	3	2	-	2	3	-	4	2	13	▲	24
General Civil - Level 3	4	3	1	-	1	-	-	-	-	-	-	-	9	-71%	9
	5	2	14	3	1	6	5	5	9	2	3	4	31	▼	59
Miscellaneous Civil	27	49	54	48	32	22	-	-	-	-	-	-	232	-4%	232
	40	34	46	29	42	50	28	36	31	42	26	31	241	▼	435
Misdemeanor	16	16	16	10	26	5	-	-	-	-	-	-	89	6%	89
	12	6	8	13	19	26	22	10	21	29	26	21	84	▲	213
Other	24	24	23	23	18	-	-	-	-	-	-	-	112	-36%	112
	29	41	42	21	20	23	23	19	20	21	14	18	176	▼	291
Other Criminally Related Matters	-	-	1	3	3	1	-	-	-	-	-	-	8	14%	8
	1	1	-	-	2	3	2	-	-	2	2	7	7	▲	20
Probates/Wills & Trusts - Level 1	-	-	-	-	-	-	-	-	-	-	-	-	0	0	0
	-	-	-	-	-	-	1	-	-	-	1	-	0	↔	2
Probates/Wills & Trusts - Level 2	-	1	-	-	1	-	-	-	-	-	-	-	2	-50%	2
	-	-	3	-	-	1	1	-	-	-	-	-	4	▼	5
Uncontested Divorce	3	2	2	3	6	3	-	-	-	-	-	-	19	6%	19
	1	2	4	6	4	1	1	2	6	2	9	4	18	▲	42

This report reflects data in the case management system. Numbers will update accordingly as reports are refreshed and posted.

Dashboard		Monthly Filings Summary		Jan --- Jun Filings	
Court: Clarke Circuit Start/End Date: Jan-23 / Jun-24 2023 Average Month: 59 Jan-Jun 2023: 351 Filings Trending: ▼	Circuit/Court ID: 26 226043 Type of Case: Filings 2024 Average Month: 54 Jan-Jun 2024 : 325 Overall AVG. Month: 58				

Filings by Division																
Divisions		Jan	Feb	Mar	Apr	May	Jun	Jul	Aug	Sep	Oct	Nov	Dec	Thru Jun	% Change	Total
Total	2024	60	49	53	72	54	37	-	-	-	-	-	-	325	-7%	325
	2023	62	53	75	52	52	57	62	70	56	52	69	53	351	▼	713
Civil	2024	10	6	5	17	10	6	-	-	-	-	-	-	54	6%	54
	2023	12	7	12	2	10	8	11	11	5	8	8	13	51	▲	107
Criminal	2024	11	7	16	21	2	3	-	-	-	-	-	-	60	-6%	60
	2023	8	8	16	14	5	13	15	17	15	7	30	7	64	▼	155
Concealed Handgun Permits	2024	27	29	29	27	27	20	-	-	-	-	-	-	159	-19%	159
	2023	37	29	42	27	31	31	31	30	25	30	26	31	197	▼	370
Miscellaneous/Other	2024	12	7	3	7	15	8	-	-	-	-	-	-	52	37%	52
	2023	5	9	5	9	5	5	5	12	11	7	5	2	38	▲	80
Others	2024	-	-	-	-	-	-	-	-	-	-	-	-	0	-100%	0
	2023	-	-	-	-	1	-	-	-	-	-	-	-	1	▼	1

Filings by Case Category																
Case Categories		Jan	Feb	Mar	Apr	May	Jun	Jul	Aug	Sep	Oct	Nov	Dec	Thru Jun	% Change	Total
Administrative Law	2024	-	-	-	-	-	-	-	-	-	-	-	-	0	0	0
	2023	-	-	-	-	-	-	-	1	-	-	-	-	0	↔	1
Contested Divorce	2024	-	1	1	2	2	-	-	-	-	-	-	-	6	20%	6
	2023	2	1	-	-	-	2	1	-	1	1	1	2	5	▲	11
Domestic and Family - Level 1	2024	-	1	-	1	1	1	-	-	-	-	-	-	4	0%	4
	2023	3	-	1	-	-	-	3	-	-	-	-	1	4	↔	9
Domestic and Family - Level 2	2024	2	1	-	1	-	-	-	-	-	-	-	-	4	300%	4
	2023	-	-	-	-	-	1	1	-	-	1	1	1	1	▲	5
Felonies and Related Matters	2024	9	7	10	15	1	-	-	-	-	-	-	-	42	-19%	42
	2023	7	8	14	12	4	7	9	15	14	6	8	7	52	▼	111
General Civil - Level 1	2024	1	-	-	1	-	-	-	-	-	-	-	-	2	100%	2
	2023	-	-	-	-	1	-	-	-	-	-	-	-	1	▲	1
General Civil - Level 2	2024	1	1	-	5	3	-	-	-	-	-	-	-	10	25%	10
	2023	-	-	3	1	3	1	2	2	-	4	3	5	8	▲	24
General Civil - Level 3	2024	-	-	-	4	2	2	-	-	-	-	-	-	8	-11%	8
	2023	1	-	4	-	4	-	-	-	1	3	-	-	9	▼	13
Miscellaneous Civil	2024	39	35	32	32	41	27	-	-	-	-	-	-	206	-10%	206
	2023	42	37	45	35	35	35	36	40	33	36	31	32	229	▼	437
Misdemeanor	2024	2	-	6	4	-	1	-	-	-	-	-	-	13	44%	13
	2023	-	2	1	2	1	3	5	2	1	-	11	-	9	▲	28
Other	2024	-	1	1	-	-	1	-	-	-	-	-	-	3	-25%	3
	2023	-	1	1	-	1	1	-	-	1	1	-	1	4	▼	7
Other Criminally Related Matters	2024	-	-	-	2	1	2	-	-	-	-	-	-	5	-17%	5
	2023	1	-	2	-	-	3	1	-	1	2	11	-	6	▼	21
Probates/Wills & Trusts - Level 1	2024	1	-	-	-	-	-	-	-	-	-	-	-	1	1	1
	2023	-	-	-	-	-	-	-	-	-	-	-	-	0	↔	0
Probates/Wills & Trusts - Level 2	2024	1	1	2	-	-	1	-	-	-	-	-	-	5	25%	5
	2023	1	2	1	-	-	-	3	2	-	-	-	1	4	▲	10
Protective Orders	2024	-	-	-	-	-	-	-	-	-	-	-	-	0	0	0
	2023	-	-	-	-	-	-	-	1	-	-	-	-	0	↔	1
Uncontested Divorce	2024	4	1	1	5	3	2	-	-	-	-	-	-	16	-16%	16
	2023	5	2	3	2	3	4	1	6	2	1	2	3	19	▼	34

This report reflects data in the case management system. Numbers will update accordingly as reports are refreshed and posted.

CPSS-CCMS-10.01 CASELOAD STATISTICS OF THE CIRCUIT COURTS

January 2023 -- June 2024 Filings


Alexandria and Fairfax Circuit are not Included in State Totals

Dashboard

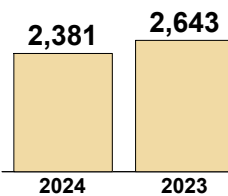
Court: Frederick Circuit
Start/End Date: Jan-23 / Jun-24
2023 Average Month: 419
Jan-Jun 2023: 2,643
Filings Trending: ▼

Circuit/Court ID: 26 226069
Type of Case: Filings
2024 Average Month: 397
Jan-Jun 2024 : 2,381
Overall AVG. Month: 411

Monthly Filings Summary



Jan --- Jun Filings



Filings by Division

Divisions	Jan	Feb	Mar	Apr	May	Jun	Jul	Aug	Sep	Oct	Nov	Dec	Thru Jun	% Change	Total
Total	424	367	430	423	358	379	-	-	-	-	-	-	2,381	-10%	2,381
	455	465	492	375	477	379	351	410	409	404	460	347	2,643		5,024
Civil	49	29	43	50	50	48	-	-	-	-	-	-	269	-4%	269
	52	41	55	33	49	50	51	44	48	35	71	24	280		553
Criminal	186	129	142	174	145	163	-	-	-	-	-	-	939	-1%	939
	126	171	158	136	206	156	138	150	165	159	185	143	953		1,893
Concealed Handgun Permits	144	154	188	147	118	128	-	-	-	-	-	-	879	-17%	879
	220	192	217	139	163	126	119	144	145	174	167	140	1,057		1,946
Miscellaneous/Other	45	55	56	51	45	38	-	-	-	-	-	-	290	-15%	290
	54	61	60	65	58	45	43	72	51	36	37	40	343		622
Others	-	-	1	1	-	2	-	-	-	-	-	-	4	-60%	4
	3	-	2	2	1	2	-	-	-	-	-	-	10		10

Filings by Case Category

Case Categories	Jan	Feb	Mar	Apr	May	Jun	Jul	Aug	Sep	Oct	Nov	Dec	Thru Jun	% Change	Total
Administrative Law	1	-	-	-	1	-	-	-	-	-	-	-	2	2	2
	-	-	-	-	-	-	-	-	1	-	-	-	0	↔	1
Capital Murder	2	-	-	-	-	-	-	-	-	-	-	-	2	2	2
	-	-	-	-	-	-	-	-	-	-	-	-	0	↔	0
Contested Divorce	6	6	6	7	6	6	-	-	-	-	-	-	37	-5%	37
	8	6	8	5	6	6	5	7	7	4	9	3	39		74
Domestic and Family - Level 1	3	2	5	6	6	3	-	-	-	-	-	-	25	14%	25
	9	5	2	3	1	2	1	4	5	5	5	1	22	▲	43
Domestic and Family - Level 2	2	-	4	5	1	6	-	-	-	-	-	-	18	80%	18
	2	1	4	1	1	1	13	9	3	2	7	2	10	▲	46
Felonies and Related Matters	130	102	81	127	104	110	-	-	-	-	-	-	654	-7%	654
	94	141	101	113	152	103	101	115	116	117	126	100	704		1,379
General Civil - Level 1	-	-	-	-	-	-	-	-	-	-	-	-	0	0	0
	-	-	-	-	-	-	-	-	-	-	-	1	0	↔	1
General Civil - Level 2	10	10	9	13	12	13	-	-	-	-	-	-	67	31%	67
	7	8	10	7	12	7	5	7	6	9	13	6	51	▲	97
General Civil - Level 3	11	2	8	7	6	2	-	-	-	-	-	-	36	80%	36
	2	3	3	4	4	4	8	4	3	2	4	2	20	▲	43
Miscellaneous Civil	169	188	230	178	145	162	-	-	-	-	-	-	1,072	-15%	1,072
	258	214	248	174	203	157	145	179	182	199	190	164	1,254		2,313
Misdemeanor	47	21	53	42	37	42	-	-	-	-	-	-	242	15%	242
	29	23	44	16	54	44	33	30	40	31	51	39	210	▲	434
Other	17	11	8	14	15	2	-	-	-	-	-	-	67	-53%	67
	18	30	30	27	21	17	10	31	12	9	13	12	143		230
Other Criminally Related Matters	7	6	8	5	4	11	-	-	-	-	-	-	41	-11%	41
	4	7	13	8	3	11	4	5	11	12	9	5	46		92
Probates/Wills & Trusts - Level 1	-	-	-	-	-	-	-	-	-	-	-	-	0	-100%	0
	-	-	-	-	1	-	1	1	1	-	-	-	1	▼	4
Probates/Wills & Trusts - Level 2	4	3	5	6	3	4	-	-	-	-	-	-	25	-22%	25
	5	3	8	3	6	7	5	1	1	1	9	1	32		50
Protective Orders	-	1	-	-	-	1	-	-	-	-	-	-	2	100%	2
	-	-	-	-	1	-	-	2	1	2	-	1	1	▲	7
Uncontested Divorce	15	15	13	13	18	17	-	-	-	-	-	-	91	-17%	91
	19	24	21	14	12	20	20	15	20	11	24	10	110		210

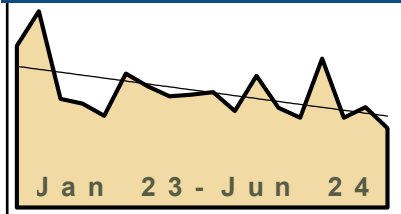
This report reflects data in the case management system. Numbers will update accordingly as reports are refreshed and posted.

Dashboard

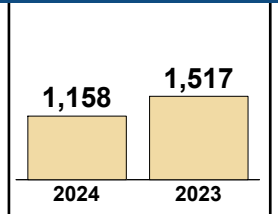
Court: Page Circuit
Start/End Date: Jan-23 / Jun-24
2023 Average Month: 236
Jan-Jun 2023: 1,517
Filings Trending: ▼

Circuit/Court ID: 26 226139
Type of Case: Filings
2024 Average Month: 193
Jan-Jun 2024 : 1,158
Overall AVG. Month: 222

Monthly Filings Summary



Jan --- Jun Filings



Filings by Division

Divisions		Jan	Feb	Mar	Apr	May	Jun	Jul	Aug	Sep	Oct	Nov	Dec	Thru Jun	% Change	Total
Total	2024	190	171	284	171	191	151	-	-	-	-	-	-	1,158	-24%	1,158
	2023	308	374	207	198	175	255	231	212	215	220	184	251	1,517	▼	2,830
Civil	2024	16	13	18	12	23	13	-	-	-	-	-	-	95	7%	95
	2023	14	17	20	14	13	11	22	35	30	22	20	14	89	▲	232
Criminal	2024	124	87	209	90	124	100	-	-	-	-	-	-	734	-27%	734
	2023	200	270	102	127	109	191	162	121	143	125	114	184	999	▼	1,848
Concealed Handgun Permits	2024	38	54	42	51	26	28	-	-	-	-	-	-	239	-32%	239
	2023	79	78	64	44	41	43	30	39	31	56	36	39	349	▼	580
Miscellaneous/ Other	2024	12	16	15	17	17	10	-	-	-	-	-	-	87	9%	87
	2023	15	9	21	13	12	10	17	17	11	17	14	14	80	▲	170
Others	2024	-	1	-	1	1	-	-	-	-	-	-	-	3	3	3
	2023	-	-	-	-	-	-	-	-	-	-	-	-	0	↔	0

Filings by Case Category

Case Categories		Jan	Feb	Mar	Apr	May	Jun	Jul	Aug	Sep	Oct	Nov	Dec	Thru Jun	% Change	Total
Administrative Law	2024	-	-	-	-	-	-	-	-	-	-	-	-	0	0	0
	2023	-	-	-	-	-	-	-	-	-	-	-	1	0	↔	1
Capital Murder	2024	-	-	-	-	2	-	-	-	-	-	-	-	2	2	2
	2023	-	-	-	-	-	-	-	-	-	-	-	-	0	↔	0
Contested Divorce	2024	3	2	1	2	-	3	-	-	-	-	-	-	11	-27%	11
	2023	2	2	4	3	2	2	5	3	3	4	2	-	15	▼	32
Domestic and Family - Level 1	2024	1	2	2	-	2	1	-	-	-	-	-	-	8	-11%	8
	2023	2	2	3	-	-	2	8	4	5	1	1	1	9	▼	29
Domestic and Family - Level 2	2024	3	1	3	1	5	-	-	-	-	-	-	-	13	117%	13
	2023	-	1	2	-	1	2	2	9	2	8	9	4	6	▲	40
Felonies and Related Matters	2024	91	53	162	57	77	82	-	-	-	-	-	-	522	-14%	522
	2023	113	212	53	57	78	95	117	81	85	82	78	112	608	▼	1,163
General Civil - Level 1	2024	-	-	-	-	-	-	-	-	-	-	-	-	0	-100%	0
	2023	-	1	-	-	1	-	-	-	-	-	-	-	2	▼	2
General Civil - Level 2	2024	5	2	5	2	15	-	-	-	-	-	-	-	29	61%	29
	2023	4	3	1	3	3	4	-	2	4	2	3	2	18	▲	31
General Civil - Level 3	2024	2	3	1	1	1	4	-	-	-	-	-	-	12	71%	12
	2023	2	3	-	1	1	-	3	9	10	-	1	8	7	▲	38
Miscellaneous Civil	2024	47	67	54	65	39	38	-	-	-	-	-	-	310	-26%	310
	2023	91	86	84	56	50	50	47	50	41	73	49	50	417	▼	727
Misdemeanor	2024	34	34	45	34	43	18	-	-	-	-	-	-	208	-39%	208
	2023	87	51	36	49	25	92	36	36	44	38	29	72	340	▼	595
Other	2024	-	1	-	2	1	2	-	-	-	-	-	-	6	6	6
	2023	-	-	-	-	-	-	-	-	1	1	-	-	0	↔	2
Other Criminally Related Matters	2024	-	-	4	-	2	-	-	-	-	-	-	-	6	-88%	6
	2023	-	8	13	21	6	4	9	7	14	5	9	-	52	▼	96
Probates/Wills & Trusts - Level 2	2024	-	-	1	-	3	1	-	-	-	-	-	-	5	25%	5
	2023	-	-	1	1	-	2	1	-	1	1	-	-	4	▲	7
Protective Orders	2024	-	1	1	1	-	-	-	-	-	-	-	-	3	200%	3
	2023	-	-	-	-	1	-	-	-	-	-	-	-	1	▲	1
Uncontested Divorce	2024	4	5	5	6	1	2	-	-	-	-	-	-	23	-39%	23
	2023	7	5	10	7	7	2	3	11	5	5	3	1	38	▼	66

This report reflects data in the case management system. Numbers will update accordingly as reports are refreshed and posted.

CPSS-CCMS-10.01 CASELOAD STATISTICS OF THE CIRCUIT COURTS

Rockingham

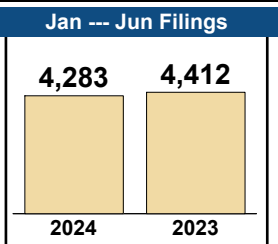
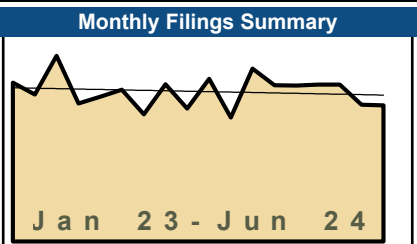
January 2023 -- June 2024 Filings

Alexandria and Fairfax Circuit are not Included in State Totals

Dashboard

Court: Rockingham Circuit
 Start/End Date: Jan-23 / Jun-24
 2023 Average Month: 716
 Jan-Jun 2023: 4,412
 Filings Trending: ▼

Circuit/Court ID: 26 226165
 Type of Case: Filings
 2024 Average Month: 714
 Jan-Jun 2024 : 4,283
 Overall AVG. Month: 715




Filings by Division

Divisions	Jan	Feb	Mar	Apr	May	Jun	Jul	Aug	Sep	Oct	Nov	Dec	Thru Jun	% Change	Total
Total	745	743	747	748	651	649	-	-	-	-	-	-	4,283	-3%	4,283
2023	757	700	885	657	690	723	606	749	633	775	590	823	4,412	▼	8,588
Civil	78	62	83	61	71	58	-	-	-	-	-	-	413	-4%	413
2023	54	73	107	66	66	66	61	62	68	56	43	69	432	▼	791
Criminal	299	282	283	340	276	278	-	-	-	-	-	-	1,758	4%	1,758
2023	274	239	292	234	282	363	228	303	298	373	254	244	1,684	▲	3,384
Concealed Handgun Permits	202	180	199	183	169	146	-	-	-	-	-	-	1,079	-13%	1,079
2023	236	219	268	188	183	143	170	173	131	176	156	147	1,237	▼	2,190
Miscellaneous/ Other	166	219	182	163	135	166	-	-	-	-	-	-	1,031	-2%	1,031
2023	192	169	218	169	158	151	147	211	136	170	137	363	1,057	▼	2,221
Others	-	-	-	1	-	1	-	-	-	-	-	-	2	0%	2
2023	1	-	-	-	1	-	-	-	-	-	-	-	2	↔	2

Filings by Case Category

Case Categories	Jan	Feb	Mar	Apr	May	Jun	Jul	Aug	Sep	Oct	Nov	Dec	Thru Jun	% Change	Total
Administrative Law	1	1	-	2	-	1	-	-	-	-	-	-	5	67%	5
2023	-	-	1	-	1	1	1	-	2	-	-	-	3	▲	6
Capital Murder	2	-	-	-	-	-	-	-	-	-	-	-	2	2	2
2023	-	-	-	-	-	-	-	-	1	4	-	-	0	↔	5
Contested Divorce	6	5	10	4	12	12	-	-	-	-	-	-	49	-21%	49
2023	10	14	7	11	12	8	6	7	14	9	10	9	62	▼	117
Domestic and Family - Level 1	27	8	17	8	8	-	-	-	-	-	-	-	68	-8%	68
2023	8	6	41	12	-	7	10	4	5	4	1	9	74	▼	107
Domestic and Family - Level 2	1	2	7	3	8	2	-	-	-	-	-	-	23	-28%	23
2023	4	1	4	5	11	7	2	5	3	2	4	11	32	▼	59
Felonies and Related Matters	225	221	228	255	202	193	-	-	-	-	-	-	1,324	3%	1,324
2023	207	166	242	177	217	273	171	226	224	292	184	178	1,282	▲	2,557
General Civil - Level 1	1	1	1	1	-	2	-	-	-	-	-	-	6	-14%	6
2023	-	-	2	-	4	1	-	-	-	-	-	1	7	▼	8
General Civil - Level 2	12	15	28	11	20	11	-	-	-	-	-	-	97	10%	97
2023	9	18	14	15	13	19	7	7	8	14	7	13	88	▲	144
General Civil - Level 3	7	4	4	6	4	8	-	-	-	-	-	-	33	-18%	33
2023	6	5	9	10	3	7	10	12	3	7	10	13	40	▼	95
Miscellaneous Civil	242	230	255	240	215	200	-	-	-	-	-	-	1,382	-12%	1,382
2023	285	266	353	237	232	189	220	239	173	240	198	186	1,562	▼	2,818
Misdemeanor	65	55	49	76	64	79	-	-	-	-	-	-	388	10%	388
2023	59	66	44	50	53	80	54	68	58	69	50	56	352	▲	707
Other	120	161	115	99	83	106	-	-	-	-	-	-	684	-1%	684
2023	139	116	127	111	101	95	96	142	95	100	88	319	689	▼	1,529
Other Criminally Related Matters	8	6	6	10	10	6	-	-	-	-	-	-	46	-8%	46
2023	8	7	6	7	12	10	3	9	15	8	20	13	50	▼	118
Probates/Wills & Trusts - Level 1	1	-	-	-	1	1	-	-	-	-	-	-	3	3	3
2023	-	-	-	-	-	-	-	-	-	-	-	-	0	↔	0
Probates/Wills & Trusts - Level 2	4	3	2	3	1	3	-	-	-	-	-	-	16	-27%	16
2023	5	5	2	5	4	1	-	2	6	4	2	-	22	▼	36
Protective Orders	-	-	-	-	2	1	-	-	-	-	-	-	3	-75%	3
2023	-	4	6	-	1	1	3	3	-	2	-	2	12	▼	22
Uncontested Divorce	23	31	25	30	21	24	-	-	-	-	-	-	154	12%	154
2023	17	26	27	17	26	24	23	25	26	20	16	13	137	▲	260

Dashboard		Monthly Filings Summary		Jan --- Jun Filings					
Court: Shenandoah Circuit Start/End Date: Jan-23 / Jun-24 2023 Average Month: 315 Jan-Jun 2023: 1,836 Filings Trending: ▼	Circuit/Court ID: 26 226171 Type of Case: Filings 2024 Average Month: 283 Jan-Jun 2024 : 1,695 Overall AVG. Month: 304			<table border="1" style="width: 100%;"> <tr> <td style="text-align: center; width: 50%;">1,695</td> <td style="text-align: center; width: 50%;">1,836</td> </tr> <tr> <td style="text-align: center;">2024</td> <td style="text-align: center;">2023</td> </tr> </table>		1,695	1,836	2024	2023
1,695	1,836								
2024	2023								

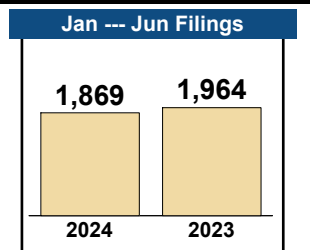
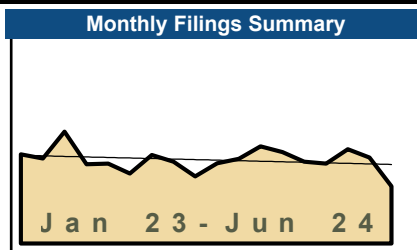
Filings by Division																
Divisions		Jan	Feb	Mar	Apr	May	Jun	Jul	Aug	Sep	Oct	Nov	Dec	Thru Jun	% Change	Total
Total	2024	277	291	320	296	250	261	-	-	-	-	-	-	1,695	-8%	1,695
	2023	254	249	317	294	308	414	338	370	271	310	271	379	1,836	▼	3,775
Civil	2024	20	31	31	30	26	27	-	-	-	-	-	-	165	25%	165
	2023	28	15	24	16	33	16	34	23	21	32	35	16	132	▲	293
Criminal	2024	51	89	102	91	63	103	-	-	-	-	-	-	499	-25%	499
	2023	49	79	77	96	137	231	149	88	96	112	120	101	669	▼	1,335
Concealed Handgun Permits	2024	102	91	93	97	95	54	-	-	-	-	-	-	532	-28%	532
	2023	135	114	161	108	99	118	79	80	77	114	69	78	735	▼	1,232
Miscellaneous/Other	2024	99	71	92	74	62	65	-	-	-	-	-	-	463	54%	463
	2023	42	41	55	74	39	49	70	175	75	50	47	178	300	▲	895
Others	2024	5	9	2	4	4	12	-	-	-	-	-	-	36	36	36
	2023	-	-	-	-	-	-	-	6	4	2	2	-	6	0	↔

Filings by Case Category																
Case Categories		Jan	Feb	Mar	Apr	May	Jun	Jul	Aug	Sep	Oct	Nov	Dec	Thru Jun	% Change	Total
Administrative Law	2024	-	-	1	1	1	-	-	-	-	-	-	-	3	3	3
	2023	-	-	-	-	-	-	-	-	-	-	-	1	-	0	↔
Contested Divorce	2024	1	3	6	2	3	3	-	-	-	-	-	-	18	-10%	18
	2023	1	6	4	4	2	3	2	5	1	4	3	3	20	▼	38
Domestic and Family - Level 1	2024	3	10	5	9	2	8	-	-	-	-	-	-	37	42%	37
	2023	7	2	4	1	9	3	14	8	2	1	7	4	26	▲	62
Domestic and Family - Level 2	2024	-	2	-	2	1	-	-	-	-	-	-	-	5	-29%	5
	2023	-	2	-	1	4	-	6	3	1	-	1	-	7	▼	18
Felonies and Related Matters	2024	29	58	35	57	29	52	-	-	-	-	-	-	260	-42%	260
	2023	40	65	61	60	115	108	99	70	83	86	96	38	449	▼	921
General Civil - Level 1	2024	-	-	-	-	-	2	-	-	-	-	-	-	2	2	2
	2023	-	-	-	-	-	-	-	-	-	-	1	1	-	0	↔
General Civil - Level 2	2024	7	4	8	7	7	5	-	-	-	-	-	-	38	46%	38
	2023	4	1	5	3	6	7	5	4	4	11	10	4	26	▲	64
General Civil - Level 3	2024	2	1	1	4	1	2	-	-	-	-	-	-	11	57%	11
	2023	-	1	2	1	1	2	2	2	1	1	1	4	7	▲	18
Miscellaneous Civil	2024	124	116	111	127	117	82	-	-	-	-	-	-	677	-20%	677
	2023	148	139	188	127	112	134	102	102	95	131	89	100	848	▼	1,467
Misdemeanor	2024	22	22	53	26	27	39	-	-	-	-	-	-	189	-6%	189
	2023	8	13	10	23	28	120	45	17	13	21	21	59	202	▼	378
Other	2024	82	54	75	47	42	49	-	-	-	-	-	-	349	93%	349
	2023	28	16	26	56	24	31	49	152	59	37	26	161	181	▲	665
Other Criminally Related Matters	2024	-	9	14	8	7	12	-	-	-	-	-	-	50	92%	50
	2023	1	1	6	14	1	3	5	2	-	5	3	4	26	▲	45
Probates/Wills & Trusts - Level 1	2024	-	-	-	-	-	-	-	-	-	-	-	-	0	-100%	0
	2023	-	-	1	-	1	-	-	-	2	-	1	-	2	▼	5
Probates/Wills & Trusts - Level 2	2024	1	5	1	-	1	2	-	-	-	-	-	-	10	150%	10
	2023	2	-	2	-	-	-	1	2	1	1	-	-	4	▲	9
Protective Orders	2024	-	-	-	-	-	-	-	-	-	-	-	-	0	0	0
	2023	-	-	-	-	-	-	-	-	-	-	1	-	0	↔	1
Uncontested Divorce	2024	6	7	10	6	12	5	-	-	-	-	-	-	46	21%	46
	2023	15	3	8	4	5	3	8	3	9	11	10	2	38	▲	81

This report reflects data in the case management system. Numbers will update accordingly as reports are refreshed and posted.

Dashboard

Court: Warren Circuit Circuit/Court ID: 26 226187
 Start/End Date: Jan-23 / Jun-24 Type of Case: Filings
 2023 Average Month: 322 2024 Average Month:312
 Jan-Jun 2023: 1,964 Jan-Jun 2024 : 1,869
 Filings Trending: ▼ Overall AVG. Month: 319



Filings by Division																	
Divisions		Jan	Feb	Mar	Apr	May	Jun	Jul	Aug	Sep	Oct	Nov	Dec	Thru Jun	% Change	Total	
		Total	2024	348	312	304	359	328	218	-	-	-	-	-	-	-	1,869
	2023	340	324	426	302	305	267	337	312	256	306	323	370	1,964	▼	3,868	
Civil	2024	28	35	26	26	35	33	-	-	-	-	-	-	-	183	2%	183
	2023	20	27	16	55	33	28	34	37	26	24	35	33	179	▲	368	
Criminal	2024	162	119	118	167	186	103	-	-	-	-	-	-	-	855	4%	855
	2023	142	159	163	108	139	111	154	145	91	116	132	134	822	▲	1,594	
Concealed Handgun Permits	2024	85	81	87	64	59	59	-	-	-	-	-	-	-	435	-17%	435
	2023	123	84	109	82	64	65	83	62	69	78	80	54	527	▼	953	
Miscellaneous/Other	2024	70	77	73	102	48	23	-	-	-	-	-	-	-	393	-10%	393
	2023	55	54	138	57	69	63	65	66	70	87	76	149	436	▼	949	
Others	2024	3	-	-	-	-	-	-	-	-	-	-	-	-	3	3	3
	2023	-	-	-	-	-	-	1	2	-	1	-	-	0	↔	4	

Filings by Case Category																	
Case Categories		Jan	Feb	Mar	Apr	May	Jun	Jul	Aug	Sep	Oct	Nov	Dec	Thru Jun	% Change	Total	
		Administrative Law	2024	1	-	-	-	-	-	-	-	-	-	-	-	-	1
	2023	1	-	1	-	-	-	-	-	-	-	-	-	-	2	▼	2
Capital Murder	2024	-	-	1	-	-	1	-	-	-	-	-	-	-	2	2	2
	2023	-	-	-	-	-	-	-	-	-	-	-	-	-	0	↔	0
Contested Divorce	2024	-	2	5	2	3	3	-	-	-	-	-	-	-	15	-17%	15
	2023	-	2	1	4	6	5	1	2	2	1	3	3	18	▼	30	
Domestic and Family - Level 1	2024	2	15	-	5	1	7	-	-	-	-	-	-	-	30	-6%	30
	2023	3	3	-	17	6	3	14	7	3	11	20	3	32	▼	90	
Domestic and Family - Level 2	2024	2	1	1	1	3	-	-	-	-	-	-	-	-	8	-60%	8
	2023	-	1	3	13	1	2	4	-	1	1	-	3	20	▼	29	
Felonies and Related Matters	2024	126	91	79	121	128	66	-	-	-	-	-	-	-	611	5%	611
	2023	99	107	119	88	92	78	131	97	69	78	101	102	583	▲	1,161	
General Civil - Level 1	2024	1	-	-	-	-	1	-	-	-	-	-	-	-	2	100%	2
	2023	-	1	-	-	-	-	-	1	-	-	-	1	1	▲	3	
General Civil - Level 2	2024	7	7	6	5	7	12	-	-	-	-	-	-	-	44	76%	44
	2023	3	4	1	2	8	7	2	6	8	3	6	9	25	▲	59	
General Civil - Level 3	2024	3	-	3	3	8	3	-	-	-	-	-	-	-	20	82%	20
	2023	2	3	1	4	1	-	-	2	-	1	2	8	11	▲	24	
Miscellaneous Civil	2024	105	105	115	92	77	81	-	-	-	-	-	-	-	575	-14%	575
	2023	143	107	140	105	82	88	102	89	98	104	98	69	665	▼	1,225	
Misdemeanor	2024	28	26	30	30	49	32	-	-	-	-	-	-	-	195	10%	195
	2023	33	40	39	17	33	15	23	33	20	31	25	29	177	▲	338	
Other	2024	56	50	45	76	30	1	-	-	-	-	-	-	-	258	-13%	258
	2023	33	32	106	31	49	44	46	41	43	61	56	134	295	▼	676	
Other Criminally Related Matters	2024	8	2	8	16	9	4	-	-	-	-	-	-	-	47	-24%	47
	2023	10	12	5	3	14	18	1	15	3	7	7	3	62	▼	98	
Probates/Wills & Trusts - Level 1	2024	-	1	1	-	-	-	-	-	-	-	-	-	-	2	2	2
	2023	-	-	-	-	-	-	-	-	-	-	-	-	-	0	↔	0
Probates/Wills & Trusts - Level 2	2024	3	1	2	-	2	-	-	-	-	-	-	-	-	8	-47%	8
	2023	5	2	2	2	3	1	1	2	1	2	1	1	15	▼	23	
Uncontested Divorce	2024	6	11	8	8	11	7	-	-	-	-	-	-	-	51	-12%	51
	2023	8	10	8	16	10	6	12	17	8	6	4	5	58	▼	110	

This report reflects data in the case management system. Numbers will update accordingly as reports are refreshed and posted.

CPSS-CCMS-10.01 CASELOAD STATISTICS OF THE CIRCUIT COURTS

Alexandria and Fairfax Circuit are not Included in State Totals


January 2023 -- June 2024 Filings

Dashboard

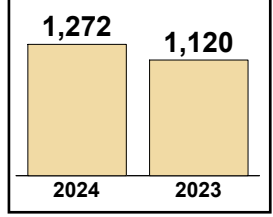
Court: Winchester Circuit
Start/End Date: Jan-23 / Jun-24
2023 Average Month: 188
Jan-Jun 2023: 1,120
Filings Trending: ▲

Circuit/Court ID: 26 226840
Type of Case: Filings
2024 Average Month: 212
Jan-Jun 2024 : 1,272
Overall AVG. Month: 196

Monthly Filings Summary



Jan --- Jun Filings



Filings by Division

Divisions		Jan	Feb	Mar	Apr	May	Jun	Jul	Aug	Sep	Oct	Nov	Dec	Thru Jun	% Change	Total
Total	2024	185	194	186	290	185	232	-	-	-	-	-	-	1,272	14%	1,272
	2023	228	156	192	161	203	180	152	222	222	166	227	145	1,120	▲	2,254
Civil	2024	12	19	16	54	18	16	-	-	-	-	-	-	135	-7%	135
	2023	38	24	17	18	21	27	16	34	30	21	20	19	145	▼	285
Criminal	2024	105	109	117	169	112	158	-	-	-	-	-	-	770	24%	770
	2023	123	80	116	90	119	94	95	130	147	95	148	81	622	▲	1,318
Concealed Handgun Permits	2024	26	23	22	29	22	28	-	-	-	-	-	-	150	-2%	150
	2023	42	23	25	27	18	18	13	18	17	22	22	12	153	▼	257
Miscellaneous/Other	2024	42	42	31	37	30	28	-	-	-	-	-	-	210	8%	210
	2023	24	29	32	26	44	40	26	38	28	27	36	32	195	▲	382
Others	2024	-	1	-	1	3	2	-	-	-	-	-	-	7	40%	7
	2023	1	-	2	-	1	1	2	2	-	1	1	1	5	▲	12

Filings by Case Category

Case Categories		Jan	Feb	Mar	Apr	May	Jun	Jul	Aug	Sep	Oct	Nov	Dec	Thru Jun	% Change	Total
Contested Divorce	2024	2	3	1	3	2	1	-	-	-	-	-	-	12	-25%	12
	2023	3	1	3	4	3	2	1	3	2	2	4	2	16	▼	30
Domestic and Family - Level 1	2024	1	4	4	19	2	4	-	-	-	-	-	-	34	-17%	34
	2023	17	9	3	-	3	9	-	5	12	8	1	1	41	▼	68
Domestic and Family - Level 2	2024	-	2	-	1	5	2	-	-	-	-	-	-	10	-38%	10
	2023	4	4	1	4	1	2	1	5	1	2	1	-	16	▼	26
Felonies and Related Matters	2024	73	81	74	141	87	126	-	-	-	-	-	-	582	19%	582
	2023	93	61	93	64	98	80	77	103	115	78	114	73	489	▲	1,049
General Civil - Level 1	2024	-	1	-	1	-	-	-	-	-	-	-	-	2	-67%	2
	2023	2	-	3	-	1	-	-	1	1	1	2	-	6	▼	11
General Civil - Level 2	2024	4	3	3	11	3	5	-	-	-	-	-	-	29	21%	29
	2023	2	7	2	3	4	6	3	6	4	1	2	8	24	▲	48
General Civil - Level 3	2024	2	1	1	2	3	1	-	-	-	-	-	-	10	25%	10
	2023	3	-	1	2	1	1	-	1	3	-	2	4	8	▲	18
Miscellaneous Civil	2024	41	38	36	46	37	40	-	-	-	-	-	-	238	7%	238
	2023	52	33	35	40	30	33	24	32	28	30	35	23	223	▲	395
Misdemeanor	2024	26	21	36	35	23	29	-	-	-	-	-	-	170	48%	170
	2023	27	13	21	22	18	14	14	20	29	17	29	5	115	▲	229
Other	2024	26	27	17	19	16	18	-	-	-	-	-	-	123	-4%	123
	2023	14	17	24	13	33	27	17	26	18	20	25	20	128	▼	254
Other Criminally Related Matters	2024	6	7	7	3	2	3	-	-	-	-	-	-	28	56%	28
	2023	3	6	2	4	3	-	4	7	3	1	5	3	18	▲	41
Probates/Wills & Trusts - Level 2	2024	1	2	1	2	1	-	-	-	-	-	-	-	7	-46%	7
	2023	4	5	2	2	-	-	3	1	1	3	1	2	13	▼	24
Protective Orders	2024	1	-	-	-	-	-	-	-	-	-	-	-	1	0%	1
	2023	-	-	-	-	-	1	-	-	-	-	2	-	1	↔	3
Uncontested Divorce	2024	2	4	6	7	4	3	-	-	-	-	-	-	26	18%	26
	2023	4	-	2	3	8	5	8	12	5	3	4	4	22	▲	58

This report reflects data in the case management system. Numbers will update accordingly as reports are refreshed and posted.

Dashboard	Monthly Filings Summary	Jan --- Jun Filings				
<p>Court: Bland Circuit Start/End Date: Jan-23 / Jun-24 2023 Average Month: 40 Jan-Jun 2023: 270 Filings Trending: ▼</p> <p>Circuit/Court ID: 27 227021 Type of Case: Filings 2024 Average Month:39 Jan-Jun 2024 : 235 Overall AVG. Month: 40</p>	<p>Jan 23 - Jun 24</p>	<table border="1" style="margin: auto;"> <tr> <td style="width:50%; text-align: center;">235</td> <td style="width:50%; text-align: center;">270</td> </tr> <tr> <td style="text-align: center;">2024</td> <td style="text-align: center;">2023</td> </tr> </table>	235	270	2024	2023
235	270					
2024	2023					

Filings by Division																
Divisions		Jan	Feb	Mar	Apr	May	Jun	Jul	Aug	Sep	Oct	Nov	Dec	Thru Jun	% Change	Total
Total	2024	35	36	42	39	42	41	-	-	-	-	-	-	235	-13%	235
	2023	36	57	76	25	40	36	21	34	35	36	57	29	270	▼	482
Civil	2024	7	3	1	4	11	8	-	-	-	-	-	-	34	89%	34
	2023	4	2	5	1	-	6	4	3	5	4	8	2	18	▲	44
Criminal	2024	10	9	3	9	11	7	-	-	-	-	-	-	49	7%	49
	2023	8	10	18	-	6	4	5	14	9	8	19	13	46	▲	114
Concealed Handgun Permits	2024	14	24	33	20	18	18	-	-	-	-	-	-	127	-27%	127
	2023	22	36	47	23	27	20	9	16	19	23	24	14	175	▼	280
Miscellaneous/Other	2024	4	-	5	6	2	7	-	-	-	-	-	-	24	-23%	24
	2023	2	9	6	1	7	6	3	1	2	1	6	-	31	▼	44
Others	2024	-	-	-	-	-	1	-	-	-	-	-	-	1	1	1
	2023	-	-	-	-	-	-	-	-	-	-	-	-	0	↔	0

Filings by Case Category																
Case Categories		Jan	Feb	Mar	Apr	May	Jun	Jul	Aug	Sep	Oct	Nov	Dec	Thru Jun	% Change	Total
Capital Murder	2024	-	-	-	-	-	-	-	-	-	-	-	-	0	0	0
	2023	-	-	-	-	-	-	-	-	-	-	-	1	0	↔	1
Contested Divorce	2024	-	1	-	1	2	2	-	-	-	-	-	-	6	100%	6
	2023	-	-	-	-	-	3	2	-	1	-	-	-	3	▲	6
Domestic and Family - Level 1	2024	-	-	1	-	6	1	-	-	-	-	-	-	8	100%	8
	2023	-	-	4	-	-	-	2	-	-	-	-	-	4	▲	6
Domestic and Family - Level 2	2024	1	-	-	1	-	-	-	-	-	-	-	-	2	-33%	2
	2023	2	-	-	-	-	1	-	1	-	2	-	-	3	▼	6
Felonies and Related Matters	2024	10	6	2	7	9	4	-	-	-	-	-	-	38	-5%	38
	2023	8	5	18	-	5	4	5	12	7	6	14	11	40	▼	95
General Civil - Level 2	2024	2	-	-	1	-	1	-	-	-	-	-	-	4	-56%	4
	2023	-	5	1	-	1	2	-	1	-	1	1	1	9	▼	13
General Civil - Level 3	2024	2	-	-	-	-	-	-	-	1	-	1	1	2	0%	2
	2023	2	-	-	-	-	-	-	1	-	1	1	-	2	↔	5
Miscellaneous Civil	2024	18	24	38	25	21	25	-	-	-	-	-	-	151	-24%	151
	2023	24	41	52	24	33	25	11	17	21	24	30	14	199	▼	316
Misdemeanor	2024	-	3	1	1	2	3	-	-	-	-	-	-	10	100%	10
	2023	-	5	-	-	-	-	-	1	2	1	4	1	5	▲	14
Other	2024	-	-	-	-	-	2	-	-	-	-	-	-	2	2	2
	2023	-	-	-	-	-	-	-	-	-	-	-	-	0	↔	0
Other Criminally Related Matters	2024	-	-	-	1	-	-	-	-	-	-	-	-	1	0%	1
	2023	-	-	-	-	1	-	-	1	-	1	-	1	1	↔	4
Probates/Wills & Trusts - Level 2	2024	-	1	-	-	-	-	-	-	-	-	-	-	1	0%	1
	2023	-	-	-	1	-	-	1	-	-	-	1	-	1	↔	3
Uncontested Divorce	2024	2	1	-	2	2	3	-	-	-	-	-	-	10	233%	10
	2023	-	1	1	-	-	1	-	-	4	-	5	1	3	▲	13

CPSS-CCMS-10.01 CASELOAD STATISTICS OF THE CIRCUIT COURTS

Carroll

January 2023 -- June 2024 Filings

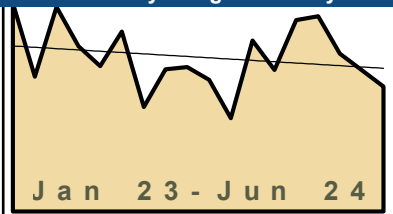
Alexandria and Fairfax Circuit are not Included in State Totals

Dashboard

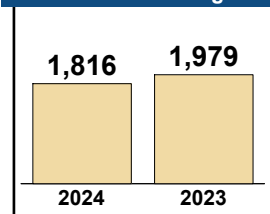
Court: Carroll Circuit
Start/End Date: Jan-23 / Jun-24
2023 Average Month: 290
Jan-Jun 2023: 1,979
Filings Trending: ▼

Circuit/Court ID: 27 227035
Type of Case: Filings
2024 Average Month:303
Jan-Jun 2024 : 1,816
Overall AVG. Month: 294

Monthly Filings Summary



Jan --- Jun Filings



Filings by Division

Divisions	2024	Jan	Feb	Mar	Apr	May	Jun	Jul	Aug	Sep	Oct	Nov	Dec	Thru Jun	% Change	Total
Total	2024	270	365	372	301	270	238	-	-	-	-	-	-	1,816	-8%	1,816
	2023	397	257	390	315	277	343	199	271	275	251	178	326	1,979	▼	3,479
Civil	2024	19	24	29	28	34	30	-	-	-	-	-	-	164	-4%	164
	2023	32	18	30	37	28	26	28	17	21	33	19	18	171	▼	307
Criminal	2024	83	101	166	128	119	127	-	-	-	-	-	-	724	-7%	724
	2023	165	91	125	122	108	170	53	113	164	88	46	161	781	▼	1,406
Concealed Handgun Permits	2024	106	91	107	79	77	48	-	-	-	-	-	-	508	-33%	508
	2023	150	103	180	121	103	97	81	91	53	87	77	85	754	▼	1,228
Miscellaneous/ Other	2024	62	149	70	64	39	33	-	-	-	-	-	-	417	54%	417
	2023	50	45	55	35	38	48	37	50	37	43	36	61	271	▲	535
Others	2024	-	-	-	2	1	-	-	-	-	-	-	-	3	50%	3
	2023	-	-	-	-	-	2	-	-	-	-	-	1	2	▲	3


Filings by Case Category

Case Categories	2024	Jan	Feb	Mar	Apr	May	Jun	Jul	Aug	Sep	Oct	Nov	Dec	Thru Jun	% Change	Total
Administrative Law	2024	-	-	-	-	-	-	-	-	-	-	-	-	0	0	0
	2023	-	-	-	-	-	-	-	-	1	-	-	-	0	↔	1
Capital Murder	2024	-	-	-	-	-	-	-	-	-	-	-	-	0	-100%	0
	2023	-	-	1	-	-	-	-	-	-	-	-	-	1	▼	1
Contested Divorce	2024	2	2	1	4	4	6	-	-	-	-	-	-	19	-10%	19
	2023	4	1	6	3	2	5	3	1	3	4	1	4	21	▼	37
Domestic and Family - Level 1	2024	1	1	13	5	14	2	-	-	-	-	-	-	36	33%	36
	2023	12	4	7	2	1	1	1	2	3	8	6	4	27	▲	51
Domestic and Family - Level 2	2024	1	2	3	1	5	3	-	-	-	-	-	-	15	-17%	15
	2023	2	-	8	1	7	-	1	-	-	6	1	2	18	▼	28
Felonies and Related Matters	2024	72	76	148	88	107	104	-	-	-	-	-	-	595	-5%	595
	2023	142	74	108	87	79	137	28	98	149	70	36	140	627	▼	1,148
General Civil - Level 1	2024	1	-	-	-	1	1	-	-	-	-	-	-	3	50%	3
	2023	1	-	-	-	1	-	2	1	-	1	1	-	2	▲	7
General Civil - Level 2	2024	3	2	-	4	3	5	-	-	-	-	-	-	17	-37%	17
	2023	2	3	4	6	10	2	8	6	1	6	2	2	27	▼	52
General Civil - Level 3	2024	3	5	2	3	2	1	-	-	-	-	-	-	16	23%	16
	2023	2	-	1	4	3	3	2	1	2	1	1	2	13	▲	22
Miscellaneous Civil	2024	114	112	126	107	103	64	-	-	-	-	-	-	626	-26%	626
	2023	171	113	205	137	109	115	95	104	66	101	93	94	850	▼	1,403
Misdemeanor	2024	4	17	12	11	9	9	-	-	-	-	-	-	62	-21%	62
	2023	10	12	13	11	16	16	7	12	3	14	6	4	78	▼	124
Other	2024	54	129	50	38	14	17	-	-	-	-	-	-	302	74%	302
	2023	28	34	28	20	33	31	22	35	24	30	21	53	174	▲	359
Other Criminally Related Matters	2024	7	8	9	31	3	17	-	-	-	-	-	-	75	-6%	75
	2023	13	6	6	24	13	18	18	3	12	4	5	17	80	▼	139
Probates/Wills & Trusts - Level 1	2024	1	-	-	-	1	-	-	-	-	-	-	-	2	-33%	2
	2023	1	2	-	-	-	-	-	-	1	-	-	-	3	▼	4
Probates/Wills & Trusts - Level 2	2024	1	4	2	4	1	2	-	-	-	-	-	-	14	40%	14
	2023	1	2	3	-	2	2	3	1	4	1	1	-	10	▲	20
Uncontested Divorce	2024	6	7	6	5	3	7	-	-	-	-	-	-	34	-29%	34
	2023	8	6	8	13	7	6	10	6	6	5	4	4	48	▼	83

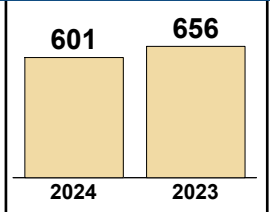
Dashboard

Court: Floyd Circuit
Start/End Date: Jan-23 / Jun-24
2023 Average Month: 94
Jan-Jun 2023: 656
Filings Trending: ▼
Circuit/Court ID: 27 227063
Type of Case: Filings
2024 Average Month: 100
Jan-Jun 2024 : 601
Overall AVG. Month: 96

Monthly Filings Summary



Jan --- Jun Filings



Filings by Division

Table with columns: Divisions, Jan, Feb, Mar, Apr, May, Jun, Jul, Aug, Sep, Oct, Nov, Dec, Thru Jun, % Change, Total. Rows include Total, Civil, Criminal, Concealed Handgun Permits, and Miscellaneous/Other.

Filings by Case Category

Table with columns: Case Categories, Jan, Feb, Mar, Apr, May, Jun, Jul, Aug, Sep, Oct, Nov, Dec, Thru Jun, % Change, Total. Rows include Contested Divorce, Domestic and Family (Levels 1 & 2), Felonies and Related Matters, General Civil (Levels 2 & 3), Miscellaneous Civil, Misdemeanor, Other, Other Criminally Related Matters, Probates/Wills & Trusts (Levels 1 & 2), Protective Orders, and Uncontested Divorce.

Dashboard				Monthly Filings Summary				Jan --- Jun Filings	
Court: Giles Circuit Start/End Date: Jan-23 / Jun-24 2023 Average Month: 151 Jan-Jun 2023: 873 Filings Trending: ▼		Circuit/Court ID: 27 227071 Type of Case: Filings 2024 Average Month: 127 Jan-Jun 2024 : 763 Overall AVG. Month: 143							


Filings by Division																
Divisions		Jan	Feb	Mar	Apr	May	Jun	Jul	Aug	Sep	Oct	Nov	Dec	Thru Jun	% Change	Total
Total	2024	141	120	105	162	131	104	-	-	-	-	-	-	763	-13%	763
	2023	192	108	155	175	114	129	171	143	131	174	167	147	873	▼	1,806
Civil	2024	19	22	14	15	7	16	-	-	-	-	-	-	93	7%	93
	2023	6	12	16	15	25	13	18	22	31	21	12	8	87	▲	199
Criminal	2024	48	31	32	84	56	32	-	-	-	-	-	-	283	-2%	283
	2023	89	9	33	78	29	51	71	45	44	76	98	19	289	▼	642
Concealed Handgun Permits	2024	30	43	33	30	39	24	-	-	-	-	-	-	199	-40%	199
	2023	75	51	75	60	36	36	48	39	30	39	35	31	333	▼	555
Miscellaneous/ Other	2024	43	24	26	33	29	32	-	-	-	-	-	-	187	16%	187
	2023	22	35	30	22	24	28	34	36	26	36	22	89	161	▲	404
Others	2024	1	-	-	-	-	-	-	-	-	-	-	-	1	-67%	1
	2023	-	1	1	-	-	1	-	1	-	-	2	-	3	▼	6

Filings by Case Category																
Case Categories		Jan	Feb	Mar	Apr	May	Jun	Jul	Aug	Sep	Oct	Nov	Dec	Thru Jun	% Change	Total
Administrative Law	2024	-	-	-	-	-	-	-	-	-	-	-	-	0	0	0
	2023	-	-	-	-	-	-	-	1	-	-	-	-	0	↔	1
Contested Divorce	2024	2	3	2	2	-	1	-	-	-	-	-	-	10	-33%	10
	2023	2	4	2	3	4	-	-	-	1	1	1	1	15	▼	19
Domestic and Family - Level 1	2024	9	12	1	1	2	4	-	-	-	-	-	-	29	12%	29
	2023	1	-	4	1	14	6	12	12	26	7	5	1	26	▲	89
Domestic and Family - Level 2	2024	2	-	1	4	-	1	-	-	-	-	-	-	8	167%	8
	2023	-	-	1	-	-	2	1	2	1	1	-	1	3	▲	9
Felonies and Related Matters	2024	39	12	21	74	46	16	-	-	-	-	-	-	208	19%	208
	2023	49	5	16	53	18	34	49	26	23	51	72	9	175	▲	405
General Civil - Level 1	2024	-	-	-	-	-	-	-	-	-	-	-	-	0	0	0
	2023	-	-	-	-	-	-	-	-	1	1	2	-	0	↔	4
General Civil - Level 2	2024	1	2	2	3	2	3	-	-	-	-	-	-	13	18%	13
	2023	-	4	2	4	1	-	1	1	2	2	1	-	11	▲	18
General Civil - Level 3	2024	-	4	-	1	-	2	-	-	-	-	-	-	7	-22%	7
	2023	1	2	1	1	2	2	1	2	1	2	-	2	9	▼	17
Miscellaneous Civil	2024	37	50	43	41	48	35	-	-	-	-	-	-	254	-32%	254
	2023	78	64	86	66	40	40	59	50	40	51	40	38	374	▼	652
Misdemeanor	2024	9	15	9	11	10	16	-	-	-	-	-	-	70	-35%	70
	2023	38	3	17	22	10	17	21	16	19	25	22	8	107	▼	218
Other	2024	36	16	18	21	19	21	-	-	-	-	-	-	131	12%	131
	2023	19	20	20	16	19	23	21	25	14	27	16	82	117	▲	302
Other Criminally Related Matters	2024	-	4	2	-	-	-	-	-	-	-	-	-	6	-14%	6
	2023	2	1	-	3	1	-	1	3	2	1	4	2	7	▼	20
Probates/Wills & Trusts - Level 2	2024	1	1	-	-	1	1	-	-	-	-	-	-	4	-43%	4
	2023	2	1	2	1	-	1	1	2	-	4	2	-	7	▼	16
Protective Orders	2024	-	-	-	-	-	-	-	-	-	-	-	-	0	-100%	0
	2023	-	-	-	-	1	-	-	-	-	-	-	-	1	▼	1
Uncontested Divorce	2024	5	1	6	4	3	4	-	-	-	-	-	-	23	10%	23
	2023	-	4	4	5	4	4	4	3	1	1	2	3	21	▲	35

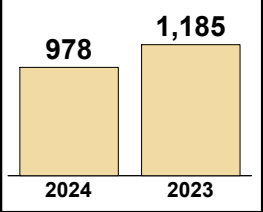
Dashboard

Court: Grayson Circuit
Start/End Date: Jan-23 / Jun-24
2023 Average Month: 176
Jan-Jun 2023: 1,185
Filings Trending: ▼
Circuit/Court ID: 27 227077
Type of Case: Filings
2024 Average Month: 163
Jan-Jun 2024 : 978
Overall AVG. Month: 172

Monthly Filings Summary



Jan --- Jun Filings



Filings by Division

Table with columns: Divisions, Jan, Feb, Mar, Apr, May, Jun, Jul, Aug, Sep, Oct, Nov, Dec, Thru Jun, % Change, Total. Rows include Total, Civil, Criminal, Concealed Handgun Permits, Miscellaneous/Other, and Others.

Filings by Case Category

Table with columns: Case Categories, Jan, Feb, Mar, Apr, May, Jun, Jul, Aug, Sep, Oct, Nov, Dec, Thru Jun, % Change, Total. Rows include Administrative Law, Capital Murder, Contested Divorce, Domestic and Family - Level 1/2, Felonies and Related Matters, General Civil - Level 1/2/3, Miscellaneous Civil, Misdemeanor, Other, Other Criminally Related Matters, Probates/Wills & Trusts - Level 2, Protective Orders, and Uncontested Divorce.

This report reflects data in the case management system. Numbers will update accordingly as reports are refreshed and posted.

CPSS-CCMS-10.01 CASELOAD STATISTICS OF THE CIRCUIT COURTS

Montgomery

January 2023 -- June 2024 Filings

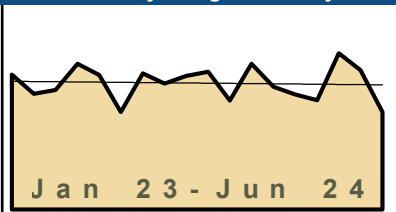
Alexandria and Fairfax Circuit are not Included in State Totals

Dashboard

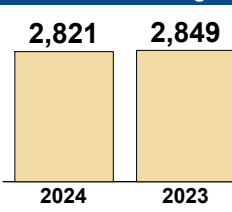
Court: Montgomery Circuit
Start/End Date: Jan-23 / Jun-24
2023 Average Month: 488
Jan-Jun 2023: 2,849
Filings Trending: ↔

Circuit/Court ID: 27 227121
Type of Case: Filings
2024 Average Month: 470
Jan-Jun 2024 : 2,821
Overall AVG. Month: 482

Monthly Filings Summary



Jan --- Jun Filings



Filings by Division

Divisions	Jan	Feb	Mar	Apr	May	Jun	Jul	Aug	Sep	Oct	Nov	Dec	Thru Jun	% Change	Total
Total	468	438	417	595	531	372	-	-	-	-	-	-	2,821	-1%	2,821
2023	514	441	455	555	513	371	519	480	509	525	415	555	2,849		5,852
Civil	35	36	48	32	43	45	-	-	-	-	-	-	239	-15%	239
2023	45	37	57	38	55	50	32	55	47	60	36	43	282		555
Criminal	247	185	153	341	282	171	-	-	-	-	-	-	1,379	-2%	1,379
2023	263	169	207	340	256	167	328	235	323	290	170	188	1,402		2,936
Concealed Handgun Permits	84	118	126	114	87	78	-	-	-	-	-	-	607	-8%	607
2023	118	130	119	104	110	80	78	93	62	105	111	88	661		1,198
Miscellaneous/Other	101	99	90	108	118	78	-	-	-	-	-	-	594	18%	594
2023	88	105	72	73	91	74	81	96	77	69	98	236	503		1,160
Others	1	-	-	-	1	-	-	-	-	-	-	-	2	100%	2
2023	-	-	-	-	1	-	-	1	-	1	-	-	1		3

Filings by Case Category

Case Categories	Jan	Feb	Mar	Apr	May	Jun	Jul	Aug	Sep	Oct	Nov	Dec	Thru Jun	% Change	Total
Administrative Law	-	-	-	-	1	-	-	-	-	-	-	-	1	-67%	1
2023	1	-	2	-	-	-	-	-	-	-	-	-	3		3
Contested Divorce	3	4	6	4	3	5	-	-	-	-	-	-	25	-39%	25
2023	6	3	8	9	7	8	2	9	5	6	6	8	41		77
Domestic and Family - Level 1	7	2	13	12	10	10	-	-	-	-	-	-	54	116%	54
2023	1	-	6	3	8	7	2	19	6	7	2	9	25		70
Domestic and Family - Level 2	3	4	-	-	1	1	-	-	-	-	-	-	9	-31%	9
2023	1	-	4	3	4	1	2	1	3	-	3	2	13		24
Felonies and Related Matters	139	136	94	223	165	98	-	-	-	-	-	-	855	-10%	855
2023	198	123	139	238	147	105	225	145	200	208	91	109	950		1,928
General Civil - Level 1	-	2	-	-	-	-	3	-	-	1	1	-	2	-67%	2
2023	-	-	1	2	-	-	3	-	-	1	1	-	6		12
General Civil - Level 2	5	6	7	5	9	12	-	-	-	-	-	-	44	-6%	44
2023	4	9	8	3	12	11	7	6	13	16	5	7	47		101
General Civil - Level 3	2	7	10	5	9	5	-	-	-	-	-	-	38	-19%	38
2023	19	8	6	3	4	7	7	7	2	6	5	9	47		83
Miscellaneous Civil	111	149	154	165	133	117	-	-	-	-	-	-	829	-1%	829
2023	145	157	150	132	140	112	112	125	81	134	148	124	836		1,560
Misdemeanor	98	43	53	111	98	66	-	-	-	-	-	-	469	15%	469
2023	56	41	60	92	102	58	89	83	118	67	64	69	409		899
Other	74	65	57	54	68	38	-	-	-	-	-	-	356	14%	356
2023	60	79	39	41	57	37	44	61	56	37	57	195	313		763
Other Criminally Related Matters	10	6	6	7	19	8	-	-	-	-	-	-	56	30%	56
2023	9	5	8	10	7	4	14	7	5	15	15	10	43		109
Probates/Wills & Trusts - Level 1	-	-	-	-	-	-	-	-	-	-	-	-	0	-100%	0
2023	-	-	1	-	-	1	-	-	-	-	-	-	2		2
Probates/Wills & Trusts - Level 2	1	3	2	-	2	1	-	-	-	-	-	-	9	-31%	9
2023	1	3	4	2	2	1	-	1	1	4	1	-	13		20
Uncontested Divorce	15	11	15	9	13	11	-	-	-	-	-	-	74	-27%	74
2023	13	13	19	17	23	16	12	16	18	24	17	13	101		201

This report reflects data in the case management system. Numbers will update accordingly as reports are refreshed and posted.

CPSS-CCMS-10.01 CASELOAD STATISTICS OF THE CIRCUIT COURTS

Pulaski

January 2023 -- June 2024 Filings


Alexandria and Fairfax Circuit are not Included in State Totals

Dashboard

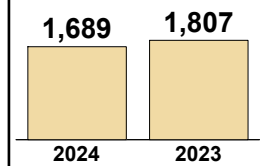
Court: Pulaski Circuit
Start/End Date: Jan-23 / Jun-24
2023 Average Month: 275
Jan-Jun 2023: 1,807
Filings Trending: ▼

Circuit/Court ID: 27 227155
Type of Case: Filings
2024 Average Month: 282
Jan-Jun 2024 : 1,689
Overall AVG. Month: 277

Monthly Filings Summary



Jan --- Jun Filings




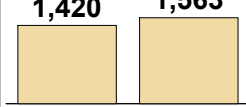
Filings by Division

Table with columns: Divisions, Jan, Feb, Mar, Apr, May, Jun, Jul, Aug, Sep, Oct, Nov, Dec, Thru Jun, % Change, Total. Rows include Total, Civil, Criminal, Concealed Handgun Permits, and Miscellaneous/Other.

Filings by Case Category

Table with columns: Case Categories, Jan, Feb, Mar, Apr, May, Jun, Jul, Aug, Sep, Oct, Nov, Dec, Thru Jun, % Change, Total. Rows include Administrative Law, Capital Murder, Contested Divorce, Domestic and Family - Level 1/2, Felonies and Related Matters, General Civil - Level 1/2/3, Miscellaneous Civil, Misdemeanor, Other, Other Criminally Related Matters, Probates/Wills & Trusts - Level 1/2, Protective Orders, and Uncontested Divorce.

This report reflects data in the case management system. Numbers will update accordingly as reports are refreshed and posted.

Dashboard	Monthly Filings Summary	Jan --- Jun Filings
<p>Court: Wythe Circuit Start/End Date: Jan-23 / Jun-24 2023 Average Month: 238 Jan-Jun 2023: 1,563 Filings Trending: ▼</p>	<p>Circuit/Court ID: 27 227197 Type of Case: Filings 2024 Average Month: 237 Jan-Jun 2024 : 1,420 Overall AVG. Month: 238</p>  <p style="text-align: center;">Jan 23 - Jun 24</p>	<div style="text-align: center;"> <p>1,420 1,563</p>  <p>2024 2023</p> </div>

Filings by Division																
Divisions		Jan	Feb	Mar	Apr	May	Jun	Jul	Aug	Sep	Oct	Nov	Dec	Thru Jun	% Change	Total
Total	2024	257	229	220	315	182	217	-	-	-	-	-	-	1,420	-9%	1,420
	2023	277	324	273	246	213	230	165	258	157	376	152	188	1,563	▼	2,859
Civil	2024	23	24	30	36	11	44	-	-	-	-	-	-	168	-4%	168
	2023	29	25	20	31	32	38	24	70	16	32	19	24	175	▼	360
Criminal	2024	143	96	105	175	100	102	-	-	-	-	-	-	721	17%	721
	2023	125	120	96	86	88	99	55	104	53	250	65	75	614	▲	1,216
Concealed Handgun Permits	2024	79	91	63	85	56	53	-	-	-	-	-	-	427	-36%	427
	2023	108	151	140	113	78	73	64	66	70	75	54	70	663	▼	1,062
Miscellaneous/ Other	2024	11	18	22	19	15	18	-	-	-	-	-	-	103	-7%	103
	2023	15	28	17	16	15	20	22	18	18	19	14	19	111	▼	221
Others	2024	1	-	-	-	-	-	-	-	-	-	-	-	1	1	1
	2023	-	-	-	-	-	-	-	-	-	-	-	-	0	↔	0

Filings by Case Category																
Case Categories		Jan	Feb	Mar	Apr	May	Jun	Jul	Aug	Sep	Oct	Nov	Dec	Thru Jun	% Change	Total
Administrative Law	2024	-	-	-	-	-	-	-	-	-	-	-	-	0	-100%	0
	2023	-	-	-	-	-	1	-	-	-	-	-	-	1	▼	1
Contested Divorce	2024	2	2	1	7	4	4	-	-	-	-	-	-	20	-20%	20
	2023	3	5	3	3	6	5	2	9	-	5	4	4	25	▼	49
Domestic and Family - Level 1	2024	8	3	2	10	-	20	-	-	-	-	-	-	43	39%	43
	2023	11	4	5	6	2	3	-	38	2	7	3	8	31	▲	89
Domestic and Family - Level 2	2024	-	2	1	2	3	-	-	-	-	-	-	-	8	167%	8
	2023	-	-	1	1	1	-	1	1	-	-	3	-	3	▲	8
Felonies and Related Matters	2024	111	70	54	124	69	79	-	-	-	-	-	-	507	10%	507
	2023	99	93	72	60	67	72	33	77	37	213	46	53	463	▲	922
General Civil - Level 1	2024	-	-	-	-	-	-	-	-	-	-	-	-	0	-100%	0
	2023	1	-	-	-	-	1	-	-	-	-	-	-	2	▼	2
General Civil - Level 2	2024	2	4	7	1	-	5	-	-	-	-	-	-	19	6%	19
	2023	2	2	-	4	3	7	4	8	3	6	4	7	18	▲	50
General Civil - Level 3	2024	2	5	7	4	2	6	-	-	-	-	-	-	26	-26%	26
	2023	6	8	2	4	8	7	5	6	4	6	6	6	35	▼	68
Miscellaneous Civil	2024	93	108	87	106	70	73	-	-	-	-	-	-	537	-32%	537
	2023	124	181	160	130	97	95	84	79	88	95	64	83	787	▼	1,280
Misdemeanor	2024	28	22	46	45	24	19	-	-	-	-	-	-	184	37%	184
	2023	25	24	17	28	19	21	19	21	15	36	19	21	134	▲	265
Other	2024	2	-	-	-	-	-	-	-	-	-	-	-	2	0%	2
	2023	-	2	-	-	-	-	-	1	1	-	1	-	2	↔	5
Other Criminally Related Matters	2024	4	4	5	7	7	4	-	-	-	-	-	-	31	29%	31
	2023	1	3	8	4	2	6	4	6	1	2	-	1	24	▲	38
Probates/Wills & Trusts - Level 1	2024	-	-	-	-	-	-	-	-	-	-	-	-	0	-100%	0
	2023	1	-	-	-	-	-	-	-	-	-	-	1	1	▼	2
Probates/Wills & Trusts - Level 2	2024	2	-	-	2	-	4	-	-	-	-	-	-	8	-27%	8
	2023	-	2	3	2	2	2	2	1	2	1	1	1	11	▼	19
Uncontested Divorce	2024	3	9	10	7	3	3	-	-	-	-	-	-	35	35%	35
	2023	4	-	2	4	6	10	11	11	4	5	1	3	26	▲	61

Dashboard	Monthly Filings Summary	Jan --- Jun Filings				
<p>Court: Radford Circuit Start/End Date: Jan-23 / Jun-24 2023 Average Month: 96 Jan-Jun 2023: 646 Filings Trending: ▲</p> <p>Circuit/Court ID: 27 227750 Type of Case: Filings 2024 Average Month: 125 Jan-Jun 2024 : 750 Overall AVG. Month: 106</p>		<table border="1" style="margin: auto;"> <tr> <td style="text-align: center; width: 50px;">750</td> <td style="text-align: center; width: 50px;">646</td> </tr> <tr> <td style="text-align: center;">2024</td> <td style="text-align: center;">2023</td> </tr> </table>	750	646	2024	2023
750	646					
2024	2023					

Filings by Division																
Divisions		Jan	Feb	Mar	Apr	May	Jun	Jul	Aug	Sep	Oct	Nov	Dec	Thru Jun	% Change	Total
Total	2024	55	64	302	61	63	205	-	-	-	-	-	-	750	16%	750
	2023	71	74	217	50	74	160	53	84	164	56	52	99	646	▲	1,154
Civil	2024	6	14	14	4	9	10	-	-	-	-	-	-	57	-47%	57
	2023	6	16	46	4	16	19	5	7	4	8	10	2	107	▼	143
Criminal	2024	19	21	264	30	27	171	-	-	-	-	-	-	532	46%	532
	2023	32	30	144	20	20	119	25	34	140	22	17	69	365	▲	672
Concealed Handgun Permits	2024	25	22	18	17	16	10	-	-	-	-	-	-	108	-15%	108
	2023	28	17	15	22	29	16	13	27	12	15	19	21	127	▼	234
Miscellaneous/ Other	2024	5	7	6	10	11	14	-	-	-	-	-	-	53	13%	53
	2023	5	11	12	4	9	6	9	15	8	11	6	7	47	▲	103
Others	2024	-	-	-	-	-	-	-	-	-	-	-	-	0	0	0
	2023	-	-	-	-	-	-	1	1	-	-	-	-	0	↔	2

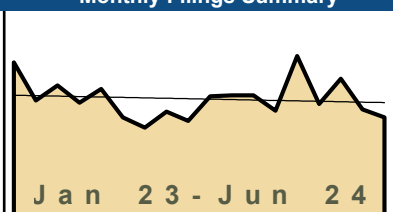
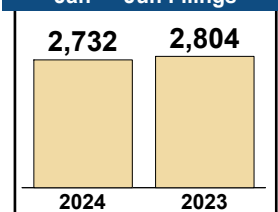
Filings by Case Category																
Case Categories		Jan	Feb	Mar	Apr	May	Jun	Jul	Aug	Sep	Oct	Nov	Dec	Thru Jun	% Change	Total
Contested Divorce	2024	2	-	1	-	2	-	-	-	-	-	-	-	5	-17%	5
	2023	-	1	-	-	1	4	-	-	1	-	-	1	6	▼	8
Domestic and Family - Level 1	2024	1	8	1	-	5	3	-	-	-	-	-	-	18	6%	18
	2023	-	10	1	-	2	4	2	4	1	3	3	-	17	▲	30
Domestic and Family - Level 2	2024	-	-	1	-	-	-	-	-	-	-	-	-	1	-86%	1
	2023	-	2	3	-	-	2	1	-	-	1	-	-	7	▼	9
Felonies and Related Matters	2024	12	11	239	28	21	147	-	-	-	-	-	-	458	71%	458
	2023	17	16	119	10	14	92	14	19	108	8	12	57	268	▲	486
General Civil - Level 1	2024	-	-	-	-	-	-	-	-	-	-	-	-	0	-100%	0
	2023	-	-	-	-	-	1	-	-	-	-	-	-	1	▼	1
General Civil - Level 2	2024	-	-	1	2	-	2	-	-	-	-	-	-	5	-55%	5
	2023	3	1	1	1	2	3	1	1	-	2	3	2	11	▼	20
General Civil - Level 3	2024	1	1	3	-	2	-	-	-	-	-	-	-	7	-13%	7
	2023	-	-	1	-	6	1	-	1	-	1	2	-	8	▼	12
Miscellaneous Civil	2024	30	29	24	27	27	24	-	-	-	-	-	-	161	-4%	161
	2023	33	28	24	26	37	20	22	41	20	25	24	26	168	▼	326
Misdemeanor	2024	5	8	29	2	2	26	-	-	-	-	-	-	72	-43%	72
	2023	12	13	65	8	4	24	10	11	31	13	4	12	126	▼	207
Other	2024	-	-	-	-	-	-	-	-	-	-	-	-	0	-100%	0
	2023	-	-	-	-	1	1	1	1	-	-	-	-	2	▼	4
Other Criminally Related Matters	2024	2	2	-	-	4	2	-	-	-	-	-	-	10	-23%	10
	2023	3	1	-	2	3	4	1	4	2	1	1	-	13	▼	22
Probates/Wills & Trusts - Level 1	2024	-	-	-	-	-	-	-	-	-	-	-	-	0	-100%	0
	2023	1	-	-	-	-	-	-	-	-	-	-	-	1	▼	1
Protective Orders	2024	-	2	-	-	-	-	-	-	-	-	-	-	2	100%	2
	2023	-	-	-	-	1	-	-	1	-	-	-	-	1	▲	2
Uncontested Divorce	2024	2	3	3	2	-	1	-	-	-	-	-	-	11	-35%	11
	2023	2	2	3	3	3	4	1	1	1	2	3	1	17	▼	26

Dashboard	Monthly Filings Summary	Jan --- Jun Filings				
<p>Court: Smyth Circuit Start/End Date: Jan-23 / Jun-24 2023 Average Month: 266 Jan-Jun 2023: 1,845 Filings Trending: ↔</p> <p>Circuit/Court ID: 28 228173 Type of Case: Filings 2024 Average Month: 308 Jan-Jun 2024 : 1,846 Overall AVG. Month: 280</p>	<p>Jan 23 - Jun 24</p>	<table border="1" style="margin: auto;"> <tr> <td style="text-align: center; width: 50px;">1,846</td> <td style="text-align: center; width: 50px;">1,845</td> </tr> <tr> <td style="text-align: center;">2024</td> <td style="text-align: center;">2023</td> </tr> </table>	1,846	1,845	2024	2023
1,846	1,845					
2024	2023					

Filings by Division																
Divisions		Jan	Feb	Mar	Apr	May	Jun	Jul	Aug	Sep	Oct	Nov	Dec	Thru Jun	% Change	Total
Total	2024	290	284	338	297	309	328	-	-	-	-	-	-	1,846	0%	1,846
	2023	375	280	341	294	281	274	150	259	225	238	204	271	1,845	▲	3,192
Civil	2024	19	23	21	43	35	28	-	-	-	-	-	-	169	6%	169
	2023	30	14	20	18	29	49	17	39	30	19	33	22	160	▲	320
Criminal	2024	75	86	140	85	87	154	-	-	-	-	-	-	627	14%	627
	2023	147	72	102	70	92	69	28	90	86	85	59	100	552	▲	1,000
Concealed Handgun Permits	2024	75	106	89	77	74	60	-	-	-	-	-	-	481	-32%	481
	2023	135	117	150	135	100	69	53	68	52	74	53	36	706	▼	1,042
Miscellaneous/Other	2024	114	57	78	81	102	68	-	-	-	-	-	-	500	33%	500
	2023	60	69	52	67	49	78	51	50	47	55	48	103	375	▲	729
Others	2024	7	12	10	11	11	18	-	-	-	-	-	-	69	33%	69
	2023	3	8	17	4	11	9	1	12	10	5	11	10	52	▲	101

Filings by Case Category																
Case Categories		Jan	Feb	Mar	Apr	May	Jun	Jul	Aug	Sep	Oct	Nov	Dec	Thru Jun	% Change	Total
Administrative Law	2024	-	-	1	1	-	-	-	-	-	-	-	-	2	100%	2
	2023	-	-	-	-	-	1	-	-	-	1	-	-	1	▲	2
Contested Divorce	2024	6	5	2	5	5	3	-	-	-	-	-	-	26	13%	26
	2023	4	1	4	6	6	2	6	5	3	3	3	1	23	▲	44
Domestic and Family - Level 1	2024	-	1	2	9	5	2	-	-	-	-	-	-	19	-42%	19
	2023	8	2	1	-	3	19	-	2	8	-	12	5	33	▼	60
Domestic and Family - Level 2	2024	1	4	5	4	4	4	-	-	-	-	-	-	22	57%	22
	2023	4	2	2	2	1	3	1	4	3	4	4	1	14	▲	31
Felonies and Related Matters	2024	54	72	100	60	64	114	-	-	-	-	-	-	464	7%	464
	2023	123	62	77	56	66	49	19	62	60	62	41	85	433	▲	762
General Civil - Level 1	2024	-	-	-	-	2	1	-	-	-	-	-	-	3	0%	3
	2023	-	-	1	1	-	1	-	-	-	-	1	1	3	↔	6
General Civil - Level 2	2024	1	2	3	1	6	4	-	-	-	-	-	-	17	13%	17
	2023	2	1	3	-	5	4	1	8	3	1	2	2	15	▲	32
General Civil - Level 3	2024	2	1	5	8	3	4	-	-	-	-	-	-	23	10%	23
	2023	1	2	4	1	3	10	4	2	6	2	2	4	21	▲	41
Miscellaneous Civil	2024	88	126	116	108	106	81	-	-	-	-	-	-	625	-25%	625
	2023	144	137	172	151	117	111	69	87	67	93	68	44	832	▼	1,260
Misdemeanor	2024	17	11	38	18	20	39	-	-	-	-	-	-	143	31%	143
	2023	21	10	22	13	26	17	9	26	21	22	15	14	109	▲	216
Other	2024	107	48	57	61	78	62	-	-	-	-	-	-	413	42%	413
	2023	53	57	43	53	41	43	33	42	41	38	41	101	290	▲	586
Other Criminally Related Matters	2024	4	3	2	7	3	1	-	-	-	-	-	-	20	100%	20
	2023	3	-	3	1	-	3	-	2	5	1	3	2	10	▲	23
Probates/Wills & Trusts - Level 1	2024	-	-	-	-	1	-	-	-	-	-	-	-	1	1	1
	2023	-	-	-	-	-	-	-	1	-	-	-	-	0	↔	1
Probates/Wills & Trusts - Level 2	2024	5	1	1	5	2	3	-	-	-	-	-	-	17	89%	17
	2023	1	-	3	2	2	1	3	1	2	-	1	3	9	▲	19
Uncontested Divorce	2024	5	10	6	10	10	10	-	-	-	-	-	-	51	-2%	51
	2023	11	6	6	8	11	10	5	17	6	10	11	8	52	▼	109

This report reflects data in the case management system. Numbers will update accordingly as reports are refreshed and posted.

Dashboard		Monthly Filings Summary		Jan --- Jun Filings	
Court: Washington Circuit	Circuit/Court ID: 28 228191				
Start/End Date: Jan-23 / Jun-24	Type of Case: Filings				
2023 Average Month: 439	2024 Average Month: 455				
Jan-Jun 2023: 2,804	Jan-Jun 2024 : 2,732				
Filings Trending: ▼	Overall AVG. Month: 444				

Filings by Division																
Divisions		Jan	Feb	Mar	Apr	May	Jun	Jul	Aug	Sep	Oct	Nov	Dec	Thru Jun	% Change	Total
Total	2024	400	608	425	521	404	374	-	-	-	-	-	-	2,732	-3%	2,732
	2023	584	438	496	430	482	374	335	396	361	454	458	458	2,804	▼	5,266
Civil	2024	24	34	34	40	38	53	-	-	-	-	-	-	223	-9%	223
	2023	39	44	50	42	38	33	29	46	39	35	32	27	246	▼	454
Criminal	2024	144	187	173	263	167	178	-	-	-	-	-	-	1,112	-3%	1,112
	2023	297	144	167	201	170	171	132	135	151	229	201	142	1,150	▼	2,140
Concealed Handgun Permits	2024	145	193	143	154	152	82	-	-	-	-	-	-	869	-15%	869
	2023	177	194	204	132	204	113	102	142	108	131	154	110	1,024	▼	1,771
Miscellaneous/ Other	2024	80	188	70	59	43	60	-	-	-	-	-	-	500	30%	500
	2023	71	56	75	55	70	57	71	73	62	58	69	175	384	▲	892
Others	2024	7	6	5	5	4	1	-	-	-	-	-	-	28	28	28
	2023	-	-	-	-	-	-	1	-	1	1	2	4	0	↔	9

Filings by Case Category																
Case Categories		Jan	Feb	Mar	Apr	May	Jun	Jul	Aug	Sep	Oct	Nov	Dec	Thru Jun	% Change	Total
Administrative Law	2024	-	-	-	-	-	-	-	-	-	-	-	-	0	0	0
	2023	-	-	-	-	-	-	-	1	-	-	-	-	0	↔	1
Contested Divorce	2024	3	4	5	5	3	3	-	-	-	-	-	-	23	-15%	23
	2023	4	5	5	4	8	1	2	2	5	2	3	6	27	▼	47
Domestic and Family - Level 1	2024	3	-	2	3	3	11	-	-	-	-	-	-	22	22%	22
	2023	-	1	10	4	1	2	7	5	-	2	2	4	18	▲	38
Domestic and Family - Level 2	2024	2	3	3	6	4	2	-	-	-	-	-	-	20	0%	20
	2023	4	3	5	5	1	2	3	1	2	-	2	2	20	↔	30
Felonies and Related Matters	2024	117	131	133	203	110	148	-	-	-	-	-	-	842	-10%	842
	2023	281	106	126	165	127	129	105	75	104	214	147	104	934	▼	1,683
General Civil - Level 1	2024	-	1	-	-	1	1	-	-	-	-	-	-	3	50%	3
	2023	-	-	-	-	2	-	-	2	-	1	-	-	2	▲	5
General Civil - Level 2	2024	4	7	6	6	11	8	-	-	-	-	-	-	42	11%	42
	2023	13	8	7	3	5	2	5	13	7	6	8	7	38	▲	84
General Civil - Level 3	2024	7	5	7	14	5	10	-	-	-	-	-	-	48	41%	48
	2023	4	5	9	8	3	5	1	4	11	9	3	3	34	▲	65
Miscellaneous Civil	2024	170	218	172	171	168	118	-	-	-	-	-	-	1,017	-14%	1,017
	2023	196	219	232	159	236	146	127	171	127	151	179	123	1,188	▼	2,066
Misdemeanor	2024	21	56	39	59	45	28	-	-	-	-	-	-	248	27%	248
	2023	16	36	32	36	41	35	27	39	46	16	47	28	196	▲	399
Other	2024	58	173	48	43	30	29	-	-	-	-	-	-	381	63%	381
	2023	48	34	48	29	44	31	45	48	45	33	49	166	234	▲	620
Other Criminally Related Matters	2024	6	2	1	1	12	2	-	-	-	-	-	-	24	20%	24
	2023	-	2	9	-	2	7	-	21	1	-	8	10	20	▲	60
Probates/Wills & Trusts - Level 1	2024	-	1	-	-	1	-	-	-	-	-	-	-	2	-33%	2
	2023	2	-	-	-	1	-	1	1	1	-	1	-	3	▼	7
Probates/Wills & Trusts - Level 2	2024	2	5	3	-	1	2	-	-	-	-	-	-	13	-7%	13
	2023	-	5	4	3	1	1	3	3	1	5	1	1	14	▼	28
Protective Orders	2024	-	-	-	-	-	-	-	-	-	-	-	-	0	-100%	0
	2023	3	2	-	1	-	-	-	-	4	4	2	-	6	▼	16
Uncontested Divorce	2024	7	2	6	10	10	12	-	-	-	-	-	-	47	-33%	47
	2023	13	12	9	13	10	13	9	10	7	11	6	4	70	▼	117

This report reflects data in the case management system. Numbers will update accordingly as reports are refreshed and posted.

CPSS-CCMS-10.01 CASELOAD STATISTICS OF THE CIRCUIT COURTS

Bristol

January 2023 -- June 2024 Filings


Alexandria and Fairfax Circuit are not Included in State Totals

Dashboard

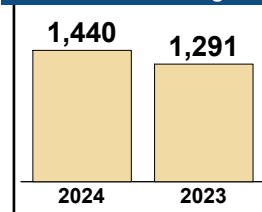
Court: Bristol Circuit
Start/End Date: Jan-23 / Jun-24
2023 Average Month: 226
Jan-Jun 2023: 1,291
Filings Trending: ▲

Circuit/Court ID: 28 228520
Type of Case: Filings
2024 Average Month: 240
Jan-Jun 2024 : 1,440
Overall AVG. Month: 230

Monthly Filings Summary



Jan --- Jun Filings



Filings by Division

Divisions	Jan	Feb	Mar	Apr	May	Jun	Jul	Aug	Sep	Oct	Nov	Dec	Thru Jun	% Change	Total
Total	205	300	257	240	225	213	-	-	-	-	-	-	1,440	12%	1,440
2023	225	278	225	189	190	184	326	234	178	272	246	161	1,291	▲	2,708
Civil	19	18	17	13	13	26	-	-	-	-	-	-	106	4%	106
2023	15	18	20	18	12	19	12	27	16	31	21	13	102	▲	222
Criminal	111	203	174	141	169	140	-	-	-	-	-	-	938	38%	938
2023	109	159	124	84	117	88	255	139	107	139	139	86	681	▲	1,546
Concealed Handgun Permits	17	26	22	22	14	17	-	-	-	-	-	-	118	-34%	118
2023	32	41	35	26	24	20	19	14	14	12	24	17	178	▼	278
Miscellaneous/Other	58	53	44	63	29	30	-	-	-	-	-	-	277	-16%	277
2023	69	60	46	60	37	56	40	54	41	90	62	45	328	▼	660
Others	-	-	-	1	-	-	-	-	-	-	-	-	1	-50%	1
2023	-	-	-	1	-	1	-	-	-	-	-	-	2	▼	2

Filings by Case Category

Case Categories	Jan	Feb	Mar	Apr	May	Jun	Jul	Aug	Sep	Oct	Nov	Dec	Thru Jun	% Change	Total
Administrative Law	-	-	-	-	-	-	-	-	-	-	-	-	0	-100%	0
2023	-	-	-	1	-	-	-	-	-	1	-	-	1	▼	2
Capital Murder	-	-	-	-	1	-	-	-	-	-	-	-	1	1	1
2023	-	-	-	-	-	-	-	-	-	-	-	-	0	↔	0
Contested Divorce	4	2	2	2	3	2	-	-	-	-	-	-	15	50%	15
2023	1	1	4	1	-	3	2	4	1	2	2	1	10	▲	22
Domestic and Family - Level 1	1	-	1	-	-	10	-	-	-	-	-	-	12	-14%	12
2023	3	5	-	-	-	6	-	8	-	10	-	-	14	▼	32
Domestic and Family - Level 2	1	1	1	2	-	-	-	-	-	-	-	-	5	-58%	5
2023	4	1	2	3	-	2	-	-	-	3	1	1	12	▼	17
Felonies and Related Matters	89	161	123	102	137	108	-	-	-	-	-	-	720	37%	720
2023	89	133	88	66	95	56	201	103	80	107	99	66	527	▲	1,183
General Civil - Level 1	-	-	-	-	-	-	-	-	-	-	-	-	0	-100%	0
2023	-	-	-	1	-	-	-	-	-	-	-	1	1	▼	2
General Civil - Level 2	2	-	1	-	5	1	-	-	-	-	-	-	9	-25%	9
2023	4	2	2	2	1	1	-	1	-	2	3	4	12	▼	22
General Civil - Level 3	9	5	-	9	3	5	-	-	-	-	-	-	31	19%	31
2023	9	4	3	8	2	-	3	11	4	19	9	2	26	▲	74
Miscellaneous Civil	40	49	43	59	21	34	-	-	-	-	-	-	246	-16%	246
2023	63	52	45	60	37	37	27	33	33	53	43	41	294	▼	524
Misdemeanor	22	41	51	39	26	27	-	-	-	-	-	-	206	58%	206
2023	14	26	25	18	18	29	48	32	23	32	26	19	130	▲	310
Other	27	28	25	22	21	16	-	-	-	-	-	-	139	-33%	139
2023	29	49	37	23	28	42	31	32	32	30	46	18	208	▼	397
Other Criminally Related Matters	-	1	-	-	5	5	-	-	-	-	-	-	11	-56%	11
2023	6	1	11	-	4	3	6	4	4	-	14	1	25	▼	54
Probates/Wills & Trusts - Level 2	1	2	3	1	1	-	-	-	-	-	-	-	8	100%	8
2023	-	-	2	1	-	1	1	-	-	2	-	3	4	▲	10
Protective Orders	1	-	-	-	-	1	-	-	-	-	-	-	2	100%	2
2023	-	-	-	-	1	-	-	-	-	-	-	-	1	▲	1
Uncontested Divorce	8	10	7	4	2	4	-	-	-	-	-	-	35	35%	35
2023	3	4	6	5	4	4	7	6	1	11	3	4	26	▲	58

This report reflects data in the case management system. Numbers will update accordingly as reports are refreshed and posted.

CPSS-CCMS-10.01 CASELOAD STATISTICS OF THE CIRCUIT COURTS

Buchanan

January 2023 -- June 2024 Filings

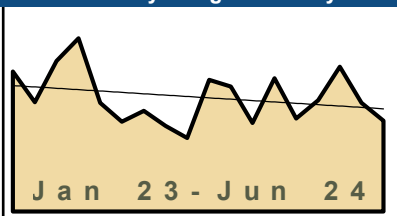
Alexandria and Fairfax Circuit are not Included in State Totals

Dashboard

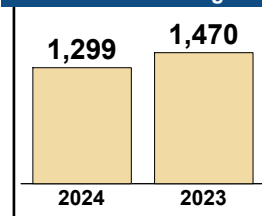
Court: Buchanan Circuit
 Start/End Date: Jan-23 / Jun-24
 2023 Average Month: 219
 Jan-Jun 2023: 1,470
 Filings Trending: ▼

Circuit/Court ID: 29 229027
 Type of Case: Filings
 2024 Average Month: 217
 Jan-Jun 2024 : 1,299
 Overall AVG. Month: 218

Monthly Filings Summary



Jan --- Jun Filings



Filings by Division

Divisions	Jan	Feb	Mar	Apr	May	Jun	Jul	Aug	Sep	Oct	Nov	Dec	Thru Jun	% Change	Total
Total	254	177	212	276	207	173	-	-	-	-	-	-	1,299	-12%	1,299
2023	267	208	287	330	207	171	192	163	140	251	238	169	1,470	▼	2,623
Civil	11	37	14	8	21	35	-	-	-	-	-	-	126	24%	126
2023	10	21	20	29	9	13	19	20	14	17	26	16	102	▲	214
Criminal	163	75	112	216	116	87	-	-	-	-	-	-	769	-18%	769
2023	196	130	171	255	86	102	114	71	75	177	158	112	940	▼	1,647
Concealed Handgun Permits	57	47	75	42	56	39	-	-	-	-	-	-	316	-11%	316
2023	49	43	81	40	99	45	51	63	42	46	46	35	357	▼	640
Miscellaneous/Other	23	18	11	10	14	12	-	-	-	-	-	-	88	24%	88
2023	12	14	15	6	13	11	7	9	9	11	8	6	71	▲	121
Others	-	-	-	-	-	-	-	-	-	-	-	-	0	0	0
2023	-	-	-	-	-	-	1	-	-	-	-	-	0	↔	1

Filings by Case Category

Case Categories	Jan	Feb	Mar	Apr	May	Jun	Jul	Aug	Sep	Oct	Nov	Dec	Thru Jun	% Change	Total
Administrative Law	-	-	-	-	-	-	-	-	-	-	-	-	0	-100%	0
2023	-	-	1	-	-	-	-	-	-	-	-	1	1	▼	2
Capital Murder	-	-	-	-	-	-	-	-	-	-	-	-	0	-100%	0
2023	2	-	-	-	-	-	-	-	-	-	-	-	2	▼	2
Contested Divorce	2	4	2	-	1	1	-	-	-	-	-	-	10	-17%	10
2023	-	3	3	1	3	2	2	1	1	2	-	2	12	▼	20
Domestic and Family - Level 1	1	13	3	-	6	23	-	-	-	-	-	-	46	318%	46
2023	3	-	4	4	-	-	6	10	4	2	-	3	11	▲	36
Domestic and Family - Level 2	1	4	1	1	1	-	-	-	-	-	-	-	8	-27%	8
2023	2	2	2	2	1	2	3	2	1	1	2	1	11	▼	21
Felonies and Related Matters	125	57	75	152	87	68	-	-	-	-	-	-	564	-20%	564
2023	135	103	121	192	68	85	85	48	57	120	142	81	704	▼	1,237
General Civil - Level 1	-	-	1	1	-	-	-	-	-	-	-	-	2	2	2
2023	-	-	-	-	-	-	-	-	-	-	-	-	0	↔	0
General Civil - Level 2	3	9	2	2	2	2	-	-	-	-	-	-	20	-23%	20
2023	4	6	6	4	1	5	1	1	3	9	3	1	26	▼	44
General Civil - Level 3	6	1	6	4	2	5	-	-	-	-	-	-	24	71%	24
2023	1	8	1	-	2	2	1	2	2	-	3	3	14	▲	25
Miscellaneous Civil	75	63	82	50	69	51	-	-	-	-	-	-	390	-6%	390
2023	58	53	95	46	111	54	56	72	50	54	52	40	417	▼	741
Misdemeanor	38	17	29	60	28	18	-	-	-	-	-	-	190	-5%	190
2023	50	19	38	59	18	17	27	16	13	55	35	31	201	▼	378
Other	1	-	-	-	1	-	-	-	-	-	-	-	2	2	2
2023	-	-	-	-	-	-	1	1	-	1	-	-	0	↔	3
Other Criminally Related Matters	-	1	8	4	1	2	-	-	-	-	-	-	16	-65%	16
2023	9	8	12	16	-	1	2	7	5	2	-	-	46	▼	62
Probates/Wills & Trusts - Level 1	-	1	-	-	-	-	-	-	-	-	-	-	1	0%	1
2023	-	-	-	-	-	1	-	-	-	-	-	-	1	↔	1
Probates/Wills & Trusts - Level 2	1	-	2	-	3	-	-	-	-	-	-	-	6	50%	6
2023	-	2	1	-	1	-	1	-	-	1	-	3	4	▲	9
Protective Orders	-	2	1	-	-	2	-	-	-	-	-	-	5	150%	5
2023	-	-	-	1	-	1	-	-	-	-	-	-	2	▲	2
Uncontested Divorce	1	5	-	2	6	1	-	-	-	-	-	-	15	-17%	15
2023	3	4	3	5	2	1	7	3	4	4	1	3	18	▼	40

This report reflects data in the case management system. Numbers will update accordingly as reports are refreshed and posted.

Dashboard	Monthly Filings Summary	Jan --- Jun Filings				
<p>Court: Dickenson Circuit Start/End Date: Jan-23 / Jun-24 2023 Average Month: 112 Jan-Jun 2023: 753 Filings Trending: ▲</p> <p>Circuit/Court ID: 29 229051 Type of Case: Filings 2024 Average Month: 132 Jan-Jun 2024 : 789 Overall AVG. Month: 118</p>		<table border="1" style="margin: auto;"> <tr> <td style="width: 50px; height: 50px; background-color: #f0e68c; text-align: center; font-weight: bold;">789</td> <td style="width: 50px; height: 50px; background-color: #f0e68c; text-align: center; font-weight: bold;">753</td> </tr> <tr> <td style="text-align: center; font-size: small;">2024</td> <td style="text-align: center; font-size: small;">2023</td> </tr> </table>	789	753	2024	2023
789	753					
2024	2023					

Filings by Division																
Divisions		Jan	Feb	Mar	Apr	May	Jun	Jul	Aug	Sep	Oct	Nov	Dec	Thru Jun	% Change	Total
Total	2024	101	99	163	119	121	186	-	-	-	-	-	-	789	5%	789
	2023	87	84	145	91	71	275	64	132	117	78	73	122	753	▲	1,339
Civil	2024	6	13	10	12	13	32	-	-	-	-	-	-	86	-15%	86
	2023	14	19	22	19	16	11	10	22	8	13	4	22	101	▼	180
Criminal	2024	44	26	80	50	33	118	-	-	-	-	-	-	351	-8%	351
	2023	28	16	58	26	28	224	27	45	63	20	21	30	380	▼	586
Concealed Handgun Permits	2024	38	33	48	42	46	15	-	-	-	-	-	-	222	9%	222
	2023	32	41	48	41	17	24	17	42	30	28	36	26	203	▲	382
Miscellaneous/Other	2024	11	26	25	15	29	21	-	-	-	-	-	-	127	87%	127
	2023	13	8	16	5	10	16	10	23	16	17	12	44	68	▲	190
Others	2024	2	1	-	-	-	-	-	-	-	-	-	-	3	200%	3
	2023	-	-	1	-	-	-	-	-	-	-	-	-	1	▲	1

Filings by Case Category																
Case Categories		Jan	Feb	Mar	Apr	May	Jun	Jul	Aug	Sep	Oct	Nov	Dec	Thru Jun	% Change	Total
Administrative Law	2024	-	-	1	-	-	-	-	-	-	-	-	-	1	1	1
	2023	-	-	-	-	-	-	-	-	-	-	-	-	0	↔	0
Capital Murder	2024	-	-	-	-	-	-	-	-	-	-	-	-	0	-100%	0
	2023	-	-	3	-	-	-	-	-	-	-	-	-	3	▼	3
Contested Divorce	2024	1	1	1	4	3	1	-	-	-	-	-	-	11	57%	11
	2023	1	1	1	1	2	1	3	4	1	2	-	2	7	▲	19
Domestic and Family - Level 1	2024	-	1	-	1	1	4	-	-	-	-	-	-	7	-13%	7
	2023	-	2	2	2	1	1	-	1	2	-	-	5	8	▼	16
Domestic and Family - Level 2	2024	-	1	1	1	1	-	-	-	-	-	-	-	4	-67%	4
	2023	-	2	2	7	1	-	2	2	-	-	1	3	12	▼	20
Felonies and Related Matters	2024	44	22	76	48	27	113	-	-	-	-	-	-	330	7%	330
	2023	23	15	55	25	25	165	22	32	48	18	15	22	308	▲	465
General Civil - Level 2	2024	1	2	1	2	1	3	-	-	-	-	-	-	10	-23%	10
	2023	2	2	4	1	4	-	1	1	1	2	1	5	13	▼	24
General Civil - Level 3	2024	4	2	4	1	3	-	-	-	-	-	-	-	14	-30%	14
	2023	5	4	5	2	3	1	-	8	5	1	2	5	20	▼	41
Miscellaneous Civil	2024	43	42	55	46	58	23	-	-	-	-	-	-	267	17%	267
	2023	39	42	52	44	21	31	21	48	36	35	43	33	229	▲	445
Misdemeanor	2024	-	4	4	2	4	20	-	-	-	-	-	-	34	-52%	34
	2023	5	-	-	1	2	63	2	10	15	2	4	7	71	▼	111
Other	2024	6	18	18	10	17	13	-	-	-	-	-	-	82	110%	82
	2023	6	6	11	2	6	8	7	16	9	10	4	34	39	▲	119
Other Criminally Related Matters	2024	-	-	-	-	2	2	-	-	-	-	-	-	4	33%	4
	2023	-	1	-	-	1	1	3	3	-	-	2	1	3	▲	12
Probates/Wills & Trusts - Level 1	2024	-	-	-	-	-	2	-	-	-	-	-	-	2	100%	2
	2023	1	-	-	-	-	-	-	-	-	-	-	-	1	▲	1
Probates/Wills & Trusts - Level 2	2024	-	-	-	-	-	-	-	-	-	-	-	-	0	-100%	0
	2023	1	3	-	1	-	-	-	3	-	1	1	1	5	▼	11
Protective Orders	2024	-	-	-	-	-	1	-	-	-	-	-	-	1	1	1
	2023	-	-	-	-	-	-	-	-	-	-	-	-	0	↔	0
Uncontested Divorce	2024	2	6	2	4	4	4	-	-	-	-	-	-	22	-35%	22
	2023	4	6	10	5	5	4	3	4	-	7	-	4	34	▼	52

This report reflects data in the case management system. Numbers will update accordingly as reports are refreshed and posted.

Dashboard				Monthly Filings Summary				Jan --- Jun Filings			
Court: Russell Circuit Start/End Date: Jan-23 / Jun-24 2023 Average Month: 217 Jan-Jun 2023: 1,444 Filings Trending: ▲		Circuit/Court ID: 29 229167 Type of Case: Filings 2024 Average Month: 248 Jan-Jun 2024 : 1,485 Overall AVG. Month: 227		<p style="text-align: center; font-weight: bold; color: white;">Jan 23 - Jun 24</p>				<div style="display: flex; justify-content: space-around;"> <div style="text-align: center;"> <p style="font-weight: bold; color: white;">1,485</p> <div style="width: 40px; height: 40px; background-color: #f0e68c; margin: 0 auto;"></div> <p style="font-weight: bold; color: white;">2024</p> </div> <div style="text-align: center;"> <p style="font-weight: bold; color: white;">1,444</p> <div style="width: 40px; height: 40px; background-color: #f0e68c; margin: 0 auto;"></div> <p style="font-weight: bold; color: white;">2023</p> </div> </div>			

Filings by Division																
Divisions		Jan	Feb	Mar	Apr	May	Jun	Jul	Aug	Sep	Oct	Nov	Dec	Thru Jun	% Change	Total
Total	2024	217	285	248	291	249	195	-	-	-	-	-	-	1,485	3%	1,485
	2023	238	225	284	176	264	257	203	244	176	232	154	154	1,444	▲	2,607
Civil	2024	15	26	18	34	16	25	-	-	-	-	-	-	134	-24%	134
	2023	27	28	41	17	24	39	20	29	22	26	23	27	176	▼	323
Criminal	2024	100	140	93	106	82	57	-	-	-	-	-	-	578	-1%	578
	2023	102	76	108	54	124	119	110	127	75	121	71	50	583	▼	1,137
Concealed Handgun Permits	2024	71	94	107	102	100	77	-	-	-	-	-	-	551	19%	551
	2023	71	82	94	83	67	65	48	47	47	53	46	49	462	▲	752
Miscellaneous/ Other	2024	31	25	30	49	51	36	-	-	-	-	-	-	222	0%	222
	2023	38	39	41	22	49	34	25	41	32	32	14	28	223	▼	395

Filings by Case Category																
Case Categories		Jan	Feb	Mar	Apr	May	Jun	Jul	Aug	Sep	Oct	Nov	Dec	Thru Jun	% Change	Total
Contested Divorce	2024	1	5	2	7	6	5	-	-	-	-	-	-	26	44%	26
	2023	2	2	4	4	2	4	1	1	1	7	4	6	18	▲	38
Domestic and Family - Level 1	2024	7	3	-	4	-	3	-	-	-	-	-	-	17	-23%	17
	2023	1	5	2	1	4	9	6	4	3	-	2	2	22	▼	39
Domestic and Family - Level 2	2024	1	1	2	-	3	3	-	-	-	-	-	-	10	-64%	10
	2023	2	2	17	3	3	1	-	-	2	1	2	-	28	▼	33
Felonies and Related Matters	2024	67	118	85	75	60	48	-	-	-	-	-	-	453	5%	453
	2023	68	63	84	41	94	82	75	99	47	80	56	32	432	▲	821
General Civil - Level 1	2024	-	-	-	-	-	2	-	-	-	-	-	-	2	0%	2
	2023	1	-	1	-	-	-	-	-	-	1	-	-	2	↔	3
General Civil - Level 2	2024	1	4	3	6	2	3	-	-	-	-	-	-	19	19%	19
	2023	3	3	4	2	3	1	1	2	3	1	1	4	16	▲	28
General Civil - Level 3	2024	3	4	2	5	3	6	-	-	-	-	-	-	23	-48%	23
	2023	6	10	6	5	7	10	5	6	7	8	4	10	44	▼	84
Miscellaneous Civil	2024	80	101	117	116	114	86	-	-	-	-	-	-	614	19%	614
	2023	77	94	105	91	78	72	52	60	54	64	50	56	517	▲	853
Misdemeanor	2024	31	18	4	30	20	9	-	-	-	-	-	-	112	-18%	112
	2023	32	11	24	13	22	35	33	29	26	35	14	15	137	▼	289
Other	2024	22	18	20	35	37	27	-	-	-	-	-	-	159	1%	159
	2023	30	25	28	14	35	26	20	28	25	19	11	20	158	▲	281
Other Criminally Related Matters	2024	2	4	5	1	2	-	-	-	-	-	-	-	14	0%	14
	2023	2	2	-	-	8	2	2	-	2	6	1	3	14	↔	28
Probates/Wills & Trusts - Level 1	2024	-	-	-	-	-	-	-	-	-	-	-	-	0	0	0
	2023	-	-	-	-	-	-	-	-	1	2	-	-	0	↔	3
Probates/Wills & Trusts - Level 2	2024	2	1	1	4	-	2	-	-	-	-	-	-	10	11%	10
	2023	1	-	1	1	1	5	3	1	2	1	1	-	9	▲	17
Uncontested Divorce	2024	-	8	7	8	2	1	-	-	-	-	-	-	26	-45%	26
	2023	13	8	8	1	7	10	5	13	1	10	8	6	47	▼	90

Dashboard	Monthly Filings Summary	Jan --- Jun Filings				
<p>Court: Tazewell Circuit Start/End Date: Jan-23 / Jun-24 2023 Average Month: 497 Jan-Jun 2023: 2,970 Filings Trending: ↔</p> <p>Circuit/Court ID: 29 229185 Type of Case: Filings 2024 Average Month: 506 Jan-Jun 2024 : 3,033 Overall AVG. Month: 500</p>	<p>Jan 23 - Jun 24</p>	<table border="1" style="margin: auto;"> <tr> <td style="text-align: center;">3,033</td> <td style="text-align: center;">2,970</td> </tr> <tr> <td style="text-align: center;">2024</td> <td style="text-align: center;">2023</td> </tr> </table>	3,033	2,970	2024	2023
3,033	2,970					
2024	2023					

Filings by Division																
Divisions		Jan	Feb	Mar	Apr	May	Jun	Jul	Aug	Sep	Oct	Nov	Dec	Thru Jun	% Change	Total
		Total	2024	429	483	658	422	565	476	-	-	-	-	-	-	3,033
	2023	458	488	766	357	485	416	779	566	424	400	435	385	2,970	▲	5,959
Civil	2024	28	46	50	47	35	34	-	-	-	-	-	-	240	-7%	240
	2023	35	40	49	39	54	40	49	57	38	31	32	25	257	▼	489
Criminal	2024	248	238	388	155	339	308	-	-	-	-	-	-	1,676	3%	1,676
	2023	269	215	465	160	294	226	582	366	270	232	266	228	1,629	▲	3,573
Concealed Handgun Permits	2024	94	146	168	147	131	84	-	-	-	-	-	-	770	-3%	770
	2023	99	178	210	113	101	96	88	95	73	97	96	88	797	▼	1,334
Miscellaneous/Other	2024	59	52	51	73	58	50	-	-	-	-	-	-	343	20%	343
	2023	55	54	42	45	36	54	60	47	43	40	41	44	286	▲	561
Others	2024	-	1	1	-	2	-	-	-	-	-	-	-	4	300%	4
	2023	-	1	-	-	-	-	-	1	-	-	-	-	1	▲	2

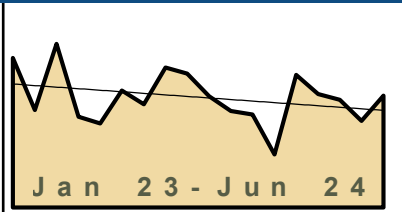
Filings by Case Category																
Case Categories		Jan	Feb	Mar	Apr	May	Jun	Jul	Aug	Sep	Oct	Nov	Dec	Thru Jun	% Change	Total
		Administrative Law	2024	-	-	-	-	-	-	-	-	-	-	-	-	0
	2023	-	-	-	-	-	-	-	-	-	1	-	-	0	↔	1
Capital Murder	2024	-	-	-	-	-	-	-	-	-	-	-	-	0	0	0
	2023	-	-	-	-	-	-	1	1	1	-	-	-	0	↔	3
Contested Divorce	2024	5	2	3	7	4	5	-	-	-	-	-	-	26	-26%	26
	2023	7	6	9	7	3	3	5	7	4	8	3	7	35	▼	69
Domestic and Family - Level 1	2024	-	12	20	9	-	1	-	-	-	-	-	-	42	-19%	42
	2023	10	6	5	9	15	7	6	19	9	-	1	3	52	▼	90
Domestic and Family - Level 2	2024	2	5	4	2	3	2	-	-	-	-	-	-	18	-5%	18
	2023	-	2	5	1	5	6	4	2	-	2	3	2	19	▼	32
Felonies and Related Matters	2024	175	179	268	118	244	262	-	-	-	-	-	-	1,246	5%	1,246
	2023	188	169	300	123	232	176	481	295	134	181	169	160	1,188	▲	2,608
General Civil - Level 1	2024	-	-	-	-	-	1	-	-	-	-	-	-	1	-67%	1
	2023	1	-	-	1	1	-	1	-	-	-	2	1	3	▼	7
General Civil - Level 2	2024	4	8	4	9	5	5	-	-	-	-	-	-	35	6%	35
	2023	3	4	9	2	9	6	4	6	10	3	6	5	33	▲	67
General Civil - Level 3	2024	2	6	2	7	4	5	-	-	-	-	-	-	26	44%	26
	2023	6	4	3	2	2	1	2	4	3	2	5	1	18	▲	35
Miscellaneous Civil	2024	110	168	186	164	165	98	-	-	-	-	-	-	891	-1%	891
	2023	113	204	230	128	112	114	99	106	93	112	113	98	901	▼	1,522
Misdemeanor	2024	71	55	120	36	94	43	-	-	-	-	-	-	419	-2%	419
	2023	79	42	159	40	63	46	105	69	135	51	91	63	429	▼	943
Other	2024	45	33	31	56	29	33	-	-	-	-	-	-	227	23%	227
	2023	40	28	20	32	28	37	52	37	23	25	25	37	185	▲	384
Other Criminally Related Matters	2024	3	4	6	1	2	5	-	-	-	-	-	-	21	17%	21
	2023	2	4	7	-	1	4	4	3	3	1	6	5	18	▲	40
Probates/Wills & Trusts - Level 1	2024	-	-	-	-	-	1	-	-	-	-	-	-	1	-75%	1
	2023	-	-	1	-	-	3	-	-	-	-	1	-	4	▼	5
Probates/Wills & Trusts - Level 2	2024	4	2	4	6	2	3	-	-	-	-	-	-	21	50%	21
	2023	3	6	1	-	2	2	3	5	1	2	4	-	14	▲	29
Uncontested Divorce	2024	8	9	10	7	13	12	-	-	-	-	-	-	59	-17%	59
	2023	6	13	17	12	12	11	12	12	8	10	8	3	71	▼	124

Dashboard

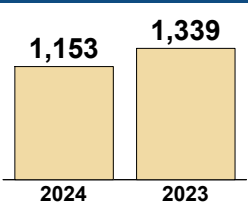
Court: Lee Circuit
 Start/End Date: Jan-23 / Jun-24
 2023 Average Month: 219
 Jan-Jun 2023: 1,339
 Filings Trending: ▼

Circuit/Court ID: 30 230105
 Type of Case: Filings
 2024 Average Month: 192
 Jan-Jun 2024 : 1,153
 Overall AVG. Month: 210

Monthly Filings Summary



Jan --- Jun Filings



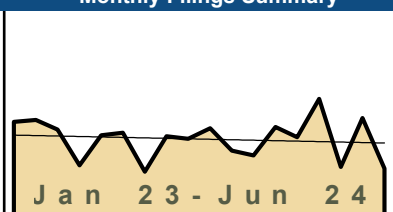
Filings by Division

Divisions	Year	Jan	Feb	Mar	Apr	May	Jun	Jul	Aug	Sep	Oct	Nov	Dec	Thru Jun	% Change	Total
Total	2024	101	253	216	205	165	213	-	-	-	-	-	-	1,153	-14%	1,153
	2023	285	186	312	173	160	223	197	267	255	212	184	177	1,339	▼	2,631
Civil	2024	14	23	22	25	24	24	-	-	-	-	-	-	132	-14%	132
	2023	23	19	28	23	40	20	23	30	24	27	18	18	153	▼	293
Criminal	2024	42	143	135	129	75	143	-	-	-	-	-	-	667	-14%	667
	2023	192	94	196	95	68	131	111	174	187	125	106	129	776	▼	1,608
Concealed Handgun Permits	2024	34	72	44	34	50	37	-	-	-	-	-	-	271	-15%	271
	2023	51	59	75	42	39	51	40	44	36	47	40	27	317	▼	551
Miscellaneous/Other	2024	11	15	15	17	16	9	-	-	-	-	-	-	83	-8%	83
	2023	18	14	13	13	13	19	23	19	8	13	20	3	90	▼	176
Others	2024	-	-	-	-	-	-	-	-	-	-	-	-	0	-100%	0
	2023	1	-	-	-	-	2	-	-	-	-	-	-	3	▼	3

Filings by Case Category

Case Categories	Year	Jan	Feb	Mar	Apr	May	Jun	Jul	Aug	Sep	Oct	Nov	Dec	Thru Jun	% Change	Total
Contested Divorce	2024	1	2	3	3	3	4	-	-	-	-	-	-	16	-27%	16
	2023	2	4	6	4	4	2	5	5	1	3	4	-	22	▼	40
Domestic and Family - Level 1	2024	2	4	1	-	1	2	-	-	-	-	-	-	10	-79%	10
	2023	3	3	5	9	21	7	-	5	6	8	-	7	48	▼	74
Domestic and Family - Level 2	2024	-	3	2	5	6	4	-	-	-	-	-	-	20	82%	20
	2023	1	5	-	1	1	3	5	2	-	1	3	4	11	▲	26
Felonies and Related Matters	2024	26	117	116	99	54	132	-	-	-	-	-	-	544	-10%	544
	2023	163	75	137	74	47	108	83	148	142	107	87	98	604	▼	1,269
General Civil - Level 1	2024	-	-	-	-	-	1	-	-	-	-	-	-	1	1	1
	2023	-	-	-	-	-	-	-	-	-	1	-	-	0	↔	1
General Civil - Level 2	2024	9	1	3	2	7	1	-	-	-	-	-	-	23	64%	23
	2023	3	1	2	4	1	3	2	-	3	4	2	-	14	▲	25
General Civil - Level 3	2024	-	3	4	2	2	-	-	-	-	-	-	-	11	22%	11
	2023	5	2	-	-	-	2	1	4	1	1	2	1	9	▲	19
Miscellaneous Civil	2024	44	89	56	55	66	48	-	-	-	-	-	-	358	-7%	358
	2023	65	70	93	53	46	60	59	59	48	59	50	31	387	▼	693
Misdemeanor	2024	12	25	17	29	20	7	-	-	-	-	-	-	110	-27%	110
	2023	28	16	51	19	18	19	26	25	39	16	17	28	151	▼	302
Other	2024	2	-	5	1	1	1	-	-	-	-	-	-	10	-75%	10
	2023	9	4	3	5	8	11	9	6	1	4	10	2	40	▼	72
Other Criminally Related Matters	2024	4	1	3	1	1	4	-	-	-	-	-	-	14	-36%	14
	2023	1	3	8	2	4	4	2	1	6	2	2	3	22	▼	38
Probates/Wills & Trusts - Level 1	2024	-	-	-	-	-	-	-	-	-	-	-	-	0	-100%	0
	2023	-	-	-	-	-	1	1	-	-	-	-	-	1	▼	2
Probates/Wills & Trusts - Level 2	2024	-	3	2	2	2	4	-	-	-	-	-	-	13	225%	13
	2023	1	1	-	1	1	-	1	4	1	3	3	2	4	▲	18
Protective Orders	2024	-	-	-	-	-	-	-	-	-	-	-	-	0	0	0
	2023	-	-	-	-	-	-	-	3	-	-	-	-	0	↔	3
Uncontested Divorce	2024	1	5	4	6	2	5	-	-	-	-	-	-	23	-12%	23
	2023	4	2	7	1	9	3	3	5	7	3	4	1	26	▼	49

This report reflects data in the case management system. Numbers will update accordingly as reports are refreshed and posted.

Dashboard		Monthly Filings Summary		Jan --- Jun Filings			
Court: Scott Circuit Start/End Date: Jan-23 / Jun-24 2023 Average Month: 286 Jan-Jun 2023: 1,861 Filings Trending: ↔		Circuit/Court ID: 30 230169 Type of Case: Filings 2024 Average Month: 303 Jan-Jun 2024 : 1,815 Overall AVG. Month: 291		 <p style="margin: 0;">Jan 23 - Jun 24</p>		<div style="display: flex; justify-content: space-around;"> <div style="text-align: center;"> <p style="font-weight: bold; font-size: 1.2em;">1,815</p> <p style="font-size: 0.8em;">2024</p> </div> <div style="text-align: center;"> <p style="font-weight: bold; font-size: 1.2em;">1,861</p> <p style="font-size: 0.8em;">2023</p> </div> </div>	

Filings by Division																
Divisions		Jan	Feb	Mar	Apr	May	Jun	Jul	Aug	Sep	Oct	Nov	Dec	Thru Jun	% Change	Total
Total	2024	337	298	444	185	372	179	-	-	-	-	-	-	1,815	-2%	1,815
	2023	357	364	328	191	306	315	167	302	292	332	247	229	1,861	▼	3,430
Civil	2024	15	18	16	12	22	14	-	-	-	-	-	-	97	-19%	97
	2023	18	17	23	14	21	27	20	31	16	22	16	13	120	▼	238
Criminal	2024	234	211	303	94	271	104	-	-	-	-	-	-	1,217	-3%	1,217
	2023	248	240	211	111	224	225	85	198	210	225	180	164	1,259	▼	2,321
Concealed Handgun Permits	2024	66	59	111	64	66	51	-	-	-	-	-	-	417	-3%	417
	2023	83	103	87	60	49	50	51	53	51	64	42	45	432	▼	738
Miscellaneous/ Other	2024	20	9	14	15	12	10	-	-	-	-	-	-	80	67%	80
	2023	8	4	7	6	10	13	11	17	15	20	8	6	48	▲	125
Others	2024	2	1	-	-	1	-	-	-	-	-	-	-	4	100%	4
	2023	-	-	-	-	2	-	-	3	-	-	1	1	2	▲	8

Filings by Case Category																
Case Categories		Jan	Feb	Mar	Apr	May	Jun	Jul	Aug	Sep	Oct	Nov	Dec	Thru Jun	% Change	Total
Capital Murder	2024	-	1	-	-	-	-	-	-	-	-	-	-	1	-50%	1
	2023	-	-	2	-	-	-	-	-	-	-	-	-	-	2	▼
Contested Divorce	2024	2	2	2	2	1	-	-	-	-	-	-	-	9	-50%	9
	2023	3	2	5	2	2	4	2	6	2	2	1	1	18	▼	32
Domestic and Family - Level 1	2024	2	4	3	-	2	-	-	-	-	-	-	-	11	83%	11
	2023	-	-	1	2	2	1	-	1	-	-	-	1	2	6	▲
Domestic and Family - Level 2	2024	-	1	2	2	1	-	-	-	-	-	-	-	6	-50%	6
	2023	4	-	3	-	2	3	3	1	-	3	-	1	12	▼	20
Felonies and Related Matters	2024	175	150	239	62	199	85	-	-	-	-	-	-	910	-1%	910
	2023	192	184	144	79	165	159	62	137	183	151	130	146	923	▼	1,732
General Civil - Level 1	2024	-	-	-	-	-	-	-	-	-	-	-	-	0	-100%	0
	2023	-	-	1	-	1	-	-	1	-	-	-	-	-	2	▼
General Civil - Level 2	2024	4	3	1	3	5	5	-	-	-	-	-	-	21	31%	21
	2023	1	3	1	2	2	7	6	3	4	7	5	3	16	▲	44
General Civil - Level 3	2024	-	-	3	4	1	9	-	-	-	-	-	-	17	-29%	17
	2023	4	5	5	4	1	5	5	8	3	1	2	2	24	▼	45
Miscellaneous Civil	2024	86	67	121	74	74	57	-	-	-	-	-	-	479	2%	479
	2023	90	107	92	65	58	58	59	71	63	82	48	50	470	▲	843
Misdemeanor	2024	58	58	63	26	68	15	-	-	-	-	-	-	288	-8%	288
	2023	53	53	58	30	55	65	25	55	23	69	49	15	314	▼	550
Other	2024	2	2	1	3	3	-	-	-	-	-	-	-	11	57%	11
	2023	-	-	-	1	4	2	2	4	1	3	2	3	7	▲	22
Other Criminally Related Matters	2024	1	2	1	6	4	4	-	-	-	-	-	-	18	-22%	18
	2023	4	3	7	2	4	3	-	6	4	5	2	3	23	▼	43
Probates/Wills & Trusts - Level 1	2024	-	-	-	-	-	-	-	-	-	-	-	-	0	0	0
	2023	-	-	-	-	-	-	-	-	1	-	-	-	0	↔	1
Probates/Wills & Trusts - Level 2	2024	1	3	-	2	7	1	-	-	-	-	-	-	14	367%	14
	2023	-	-	1	-	-	2	-	1	6	1	1	-	3	▲	12
Protective Orders	2024	-	-	-	-	-	-	-	-	-	-	-	-	0	0	0
	2023	-	-	-	-	-	-	-	-	-	-	-	1	0	↔	1
Uncontested Divorce	2024	6	5	8	1	7	3	-	-	-	-	-	-	30	-27%	30
	2023	6	7	8	4	10	6	3	8	2	8	6	2	41	▼	70

This report reflects data in the case management system. Numbers will update accordingly as reports are refreshed and posted.

CPSS-CCMS-10.01 CASELOAD STATISTICS OF THE CIRCUIT COURTS

Wise

January 2023 -- June 2024 Filings


Alexandria and Fairfax Circuit are not Included in State Totals

Dashboard

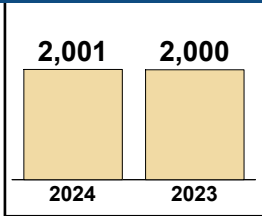
Court: Wise Circuit
Start/End Date: Jan-23 / Jun-24
2023 Average Month: 316
Jan-Jun 2023: 2,000
Filings Trending: ↔

Circuit/Court ID: 30 230195
Type of Case: Filings
2024 Average Month: 334
Jan-Jun 2024 : 2,001
Overall AVG. Month: 322

Monthly Filings Summary



Jan --- Jun Filings



Filings by Division

Divisions		Jan	Feb	Mar	Apr	May	Jun	Jul	Aug	Sep	Oct	Nov	Dec	Thru Jun	% Change	Total
Total	2024	279	386	368	451	282	235	-	-	-	-	-	-	2,001	0%	2,001
	2023	312	322	471	279	322	294	255	471	264	319	273	213	2,000	▲	3,795
Civil	2024	21	51	25	79	45	35	-	-	-	-	-	-	256	33%	256
	2023	32	40	44	26	27	24	21	41	28	39	24	32	193	▲	378
Criminal	2024	160	220	208	235	133	89	-	-	-	-	-	-	1,045	7%	1,045
	2023	158	125	265	136	154	140	147	322	160	168	181	110	978	▲	2,066
Concealed Handgun Permits	2024	72	90	104	95	70	77	-	-	-	-	-	-	508	-23%	508
	2023	104	134	131	83	115	96	71	77	56	84	46	56	663	▼	1,053
Miscellaneous/Other	2024	26	25	31	42	34	34	-	-	-	-	-	-	192	16%	192
	2023	18	23	31	34	26	34	16	31	20	28	22	15	166	▲	298

Filings by Case Category

Case Categories		Jan	Feb	Mar	Apr	May	Jun	Jul	Aug	Sep	Oct	Nov	Dec	Thru Jun	% Change	Total
Administrative Law	2024	-	1	-	-	-	-	-	-	-	-	-	-	1	0%	1
	2023	-	-	-	-	-	1	-	-	-	-	-	-	1	↔	1
Capital Murder	2024	-	-	-	-	1	-	-	-	-	-	-	-	1	0%	1
	2023	-	-	-	-	-	1	-	-	-	-	-	-	1	↔	1
Contested Divorce	2024	-	7	8	3	3	5	-	-	-	-	-	-	26	-24%	26
	2023	7	7	8	6	2	4	4	4	3	5	1	10	34	▼	61
Domestic and Family - Level 1	2024	9	10	3	11	17	8	-	-	-	-	-	-	58	71%	58
	2023	2	4	9	9	6	4	5	8	2	10	6	2	34	▲	67
Domestic and Family - Level 2	2024	3	6	2	4	4	4	-	-	-	-	-	-	23	-8%	23
	2023	5	6	4	-	9	1	3	6	2	4	3	3	25	▼	46
Felonies and Related Matters	2024	127	192	125	208	96	66	-	-	-	-	-	-	814	16%	814
	2023	107	87	189	100	119	99	98	265	122	109	100	79	701	▲	1,474
General Civil - Level 1	2024	1	1	1	-	-	1	-	-	-	-	-	-	4	33%	4
	2023	-	1	1	-	1	-	-	3	1	-	-	2	3	▲	9
General Civil - Level 2	2024	3	5	4	11	13	11	-	-	-	-	-	-	47	68%	47
	2023	1	2	3	9	2	11	3	11	4	5	5	7	28	▲	63
General Civil - Level 3	2024	4	6	6	8	6	5	-	-	-	-	-	-	35	35%	35
	2023	3	3	8	5	3	4	1	1	1	3	6	1	26	▲	39
Miscellaneous Civil	2024	90	109	126	118	88	95	-	-	-	-	-	-	626	-19%	626
	2023	119	154	151	98	135	115	84	91	69	102	62	64	772	▼	1,244
Misdemeanor	2024	33	25	82	61	34	23	-	-	-	-	-	-	258	2%	258
	2023	48	32	72	32	31	38	44	55	28	58	73	26	253	▲	537
Other	2024	2	2	-	4	4	6	-	-	-	-	-	-	18	38%	18
	2023	-	1	1	7	1	3	1	5	3	6	2	2	13	▲	32
Other Criminally Related Matters	2024	-	4	1	5	4	1	-	-	-	-	-	-	15	-46%	15
	2023	4	6	6	4	4	4	5	4	10	1	8	5	28	▼	61
Probates/Wills & Trusts - Level 1	2024	-	1	-	-	1	-	-	-	-	-	-	-	2	2	2
	2023	-	-	-	-	-	-	-	-	1	-	-	-	0	↔	1
Probates/Wills & Trusts - Level 2	2024	2	3	-	1	1	-	-	-	-	-	-	-	7	-53%	7
	2023	5	3	2	2	3	-	1	3	2	1	3	5	15	▼	30
Uncontested Divorce	2024	5	14	10	17	10	10	-	-	-	-	-	-	66	0%	66
	2023	11	16	17	7	6	9	6	15	16	15	4	7	66	↔	129

This report reflects data in the case management system. Numbers will update accordingly as reports are refreshed and posted.

CPSS-CCMS-10.01 CASELOAD STATISTICS OF THE CIRCUIT COURTS

Prince William

January 2023 -- June 2024 Filings

Alexandria and Fairfax Circuit are not Included in State Totals

Dashboard		Monthly Filings Summary	Jan --- Jun Filings
Court: Prince William Circuit Start/End Date: Jan-23 / Jun-24 2023 Average Month: 1,733 Jan-Jun 2023: 11,100 Filings Trending: ▼	Circuit/Court ID: 31 231153 Type of Case: Filings 2024 Average Month: 1,717 Jan-Jun 2024 : 10,300 Overall AVG. Month: 1,728	<p>Jan 23 - Jun 24</p>	<p>2024: 10,300 2023: 11,100</p>

Filings by Division																
Divisions		Jan	Feb	Mar	Apr	May	Jun	Jul	Aug	Sep	Oct	Nov	Dec	Thru Jun	% Change	Total
Total	2024	1,618	1,873	1,814	1,825	1,680	1,490	-	-	-	-	-	-	10,300	-7%	10,300
	2023	2,362	1,991	1,905	1,555	1,645	1,642	1,486	1,739	1,671	1,774	1,498	1,528	11,100	▼	20,796
Civil	2024	254	372	404	290	296	301	-	-	-	-	-	-	1,917	18%	1,917
	2023	255	263	315	249	273	273	251	336	280	326	300	283	1,628	▲	3,404
Criminal	2024	313	433	357	540	401	359	-	-	-	-	-	-	2,403	22%	2,403
	2023	265	372	379	275	336	349	324	419	410	302	291	425	1,976	▲	4,147
Concealed Handgun Permits	2024	505	528	565	461	449	414	-	-	-	-	-	-	2,922	-19%	2,922
	2023	728	631	634	547	551	497	474	483	472	630	473	436	3,588	▼	6,556
Miscellaneous/Other	2024	539	538	481	528	525	413	-	-	-	-	-	-	3,024	-22%	3,024
	2023	1,109	722	568	475	483	515	432	499	499	509	429	379	3,872	▼	6,619
Others	2024	7	2	7	6	9	3	-	-	-	-	-	-	34	-6%	34
	2023	5	3	9	9	2	8	5	2	10	7	5	5	36	▼	70

Filings by Case Category																
Case Categories		Jan	Feb	Mar	Apr	May	Jun	Jul	Aug	Sep	Oct	Nov	Dec	Thru Jun	% Change	Total
Administrative Law	2024	1	3	1	1	3	3	-	-	-	-	-	-	12	-29%	12
	2023	2	3	3	-	3	6	-	4	1	2	1	1	17	▼	26
Capital Murder	2024	1	-	1	-	-	-	-	-	-	-	-	-	2	-60%	2
	2023	-	-	-	5	-	-	1	-	2	2	-	8	5	▼	18
Contested Divorce	2024	33	41	34	34	38	38	-	-	-	-	-	-	218	15%	218
	2023	37	28	41	26	26	31	29	42	36	34	28	22	189	▲	380
Domestic and Family - Level 1	2024	19	28	38	26	22	19	-	-	-	-	-	-	152	14%	152
	2023	22	21	31	20	21	18	20	28	16	30	16	27	133	▲	270
Domestic and Family - Level 2	2024	50	100	161	46	48	47	-	-	-	-	-	-	452	181%	452
	2023	19	29	33	18	32	30	34	46	43	71	66	58	161	▲	479
Felonies and Related Matters	2024	165	176	154	267	165	145	-	-	-	-	-	-	1,072	17%	1,072
	2023	114	176	179	137	162	149	128	205	183	128	119	223	917	▲	1,903
General Civil - Level 1	2024	1	1	3	3	3	2	-	-	-	-	-	-	13	-38%	13
	2023	5	3	5	5	3	-	4	2	3	1	1	4	21	▼	36
General Civil - Level 2	2024	65	91	67	76	77	89	-	-	-	-	-	-	465	16%	465
	2023	57	65	78	71	67	64	62	98	86	67	83	68	402	▲	866
General Civil - Level 3	2024	18	33	30	18	32	16	-	-	-	-	-	-	147	-14%	147
	2023	20	24	33	32	30	31	16	19	19	35	24	29	170	▼	312
Miscellaneous Civil	2024	715	763	814	717	694	703	-	-	-	-	-	-	4,406	-13%	4,406
	2023	978	847	929	760	777	745	692	736	721	878	702	637	5,036	▼	9,402
Misdemeanor	2024	84	116	88	115	156	103	-	-	-	-	-	-	662	24%	662
	2023	88	121	85	66	91	85	86	94	88	94	90	93	536	▲	1,081
Other	2024	317	272	214	244	260	102	-	-	-	-	-	-	1,409	-40%	1,409
	2023	844	501	257	261	235	244	197	228	234	231	191	165	2,342	▼	3,588
Other Criminally Related Matters	2024	65	151	115	162	84	112	-	-	-	-	-	-	689	27%	689
	2023	67	83	117	70	91	115	113	126	142	86	86	105	543	▲	1,201
Probates/Wills & Trusts - Level 1	2024	3	4	3	3	2	7	-	-	-	-	-	-	22	29%	22
	2023	2	1	4	2	2	6	6	-	2	3	1	3	17	▲	32
Probates/Wills & Trusts - Level 2	2024	11	8	17	10	11	13	-	-	-	-	-	-	70	-22%	70
	2023	9	14	14	11	19	23	14	14	16	10	10	13	90	▼	167
Uncontested Divorce	2024	70	86	74	103	85	91	-	-	-	-	-	-	509	-2%	509
	2023	98	75	96	71	86	95	84	97	79	102	80	72	521	▼	1,035

This report reflects data in the case management system. Numbers will update accordingly as reports are refreshed and posted.