


Dashboard		Monthly Filings Summary		Jan --- May Filings					
<p><b>Court:</b> Virginia Circuit  <b>Start/End Date:</b> Jan-23 / May-24  <b>2023 Average Month:</b> 37,686  <b>Jan-May 2023:</b> 202,756  <b>Filings Trending:</b> ▼</p>	<p><b>Circuit/Court ID:</b> 0 200999  <b>Type of Case:</b> Filings  <b>2024 Average Month:</b> 38,402  <b>Jan-May 2024 :</b> 192,012  <b>Overall AVG. Month:</b> 37,897</p>	 <p style="text-align: center; font-weight: bold;">Jan 23 - May 24</p>		<table border="1" style="margin: auto;"> <tr> <td style="width: 50%; text-align: center;"><b>192,012</b></td> <td style="width: 50%; text-align: center;"><b>202,756</b></td> </tr> <tr> <td style="text-align: center;">2024</td> <td style="text-align: center;">2023</td> </tr> </table>		<b>192,012</b>	<b>202,756</b>	2024	2023
<b>192,012</b>	<b>202,756</b>								
2024	2023								

Filings by Division																
Divisions		Jan	Feb	Mar	Apr	May	Jun	Jul	Aug	Sep	Oct	Nov	Dec	Thru May	% Change	Total
<b>Total</b>	2024	38,551	39,034	40,863	38,498	35,066	-	-	-	-	-	-	-	192,012	-5%	192,012
	2023	42,929	38,531	46,044	35,441	39,811	36,355	33,607	38,169	35,481	38,097	33,513	34,251	202,756	▼	452,229
<b>Civil</b>	2024	4,994	5,595	5,813	5,896	5,444	-	-	-	-	-	-	-	27,742	0%	27,742
	2023	5,072	5,206	6,326	5,135	6,126	5,521	4,983	5,987	5,235	5,476	4,864	4,579	27,865	▼	64,510
<b>Criminal</b>	2024	13,739	13,673	14,544	14,615	13,534	-	-	-	-	-	-	-	70,105	-1%	70,105
	2023	14,598	13,102	15,858	12,583	14,435	14,453	13,215	14,894	14,322	15,066	13,010	12,299	70,576	▼	167,835
<b>Concealed Handgun Permits</b>	2024	10,374	10,465	10,658	9,387	8,331	-	-	-	-	-	-	-	49,215	-16%	49,215
	2023	13,249	11,908	13,568	9,917	9,802	8,497	8,017	8,486	7,808	9,489	8,680	7,981	58,444	▼	117,402
<b>Miscellaneous/ Other</b>	2024	9,309	9,185	9,750	8,509	7,678	-	-	-	-	-	-	-	44,431	-3%	44,431
	2023	9,949	8,269	10,223	7,755	9,389	7,829	7,332	8,724	8,057	8,010	6,906	9,329	45,585	▼	101,772
<b>Others</b>	2024	135	116	98	91	79	-	-	-	-	-	-	-	519	81%	519
	2023	61	46	69	51	59	55	60	78	59	56	53	63	286	▲	710

Filings by Case Category																
Case Categories		Jan	Feb	Mar	Apr	May	Jun	Jul	Aug	Sep	Oct	Nov	Dec	Thru May	% Change	Total
<b>Administrative Law</b>	2024	39	24	48	25	23	-	-	-	-	-	-	-	159	-15%	159
	2023	37	33	46	31	39	35	26	52	44	45	30	27	186	▼	445
<b>Capital Murder</b>	2024	18	15	12	7	7	-	-	-	-	-	-	-	59	-8%	59
	2023	14	6	12	15	17	4	17	10	12	10	4	9	64	▼	130
<b>Contested Divorce</b>	2024	549	636	685	647	603	-	-	-	-	-	-	-	3,120	-5%	3,120
	2023	609	606	800	604	677	603	558	663	609	570	514	504	3,296	▼	7,317
<b>Domestic and Family - Level 1</b>	2024	580	736	718	708	657	-	-	-	-	-	-	-	3,399	-1%	3,399
	2023	632	632	841	629	708	710	591	807	701	741	525	603	3,442	▼	8,120
<b>Domestic and Family - Level 2</b>	2024	330	445	485	456	338	-	-	-	-	-	-	-	2,054	22%	2,054
	2023	302	316	376	305	387	316	294	370	314	335	342	290	1,686	▲	3,947
<b>Felonies and Related Matters</b>	2024	9,277	8,865	9,568	9,675	8,838	-	-	-	-	-	-	-	46,223	-3%	46,223
	2023	9,907	8,847	10,643	8,484	9,592	9,479	8,841	9,842	9,474	9,912	8,557	8,108	47,473	▼	111,686
<b>General Civil - Level 1</b>	2024	58	70	70	65	63	-	-	-	-	-	-	-	326	-19%	326
	2023	69	70	80	78	105	83	66	76	66	77	61	70	402	▼	901
<b>General Civil - Level 2</b>	2024	1,176	1,213	1,319	1,321	1,329	-	-	-	-	-	-	-	6,358	6%	6,358
	2023	986	1,153	1,308	1,081	1,464	1,184	1,033	1,484	1,227	1,304	1,095	995	5,992	▲	14,314
<b>General Civil - Level 3</b>	2024	1,028	848	1,227	932	792	-	-	-	-	-	-	-	4,827	-5%	4,827
	2023	1,089	841	1,045	887	1,226	976	898	1,001	917	928	884	919	5,088	▼	11,611
<b>Miscellaneous Civil</b>	2024	14,214	14,289	15,576	13,341	12,081	-	-	-	-	-	-	-	69,501	-13%	69,501
	2023	17,865	15,735	18,854	13,647	14,202	11,999	11,407	12,407	11,870	13,171	11,952	11,356	80,303	▼	164,465
<b>Misdemeanor</b>	2024	3,523	3,531	3,865	3,622	3,486	-	-	-	-	-	-	-	18,027	1%	18,027
	2023	3,679	3,285	4,025	3,022	3,759	3,642	3,240	3,800	3,660	3,892	3,417	3,151	17,770	▲	42,572
<b>Other</b>	2024	5,116	5,236	4,223	4,357	3,719	-	-	-	-	-	-	-	22,651	2%	22,651
	2023	4,989	4,270	4,540	3,816	4,528	4,139	3,752	4,425	3,674	4,082	3,483	5,648	22,143	▲	51,346
<b>Other Criminally Related Matters</b>	2024	1,021	1,355	1,195	1,442	1,299	-	-	-	-	-	-	-	6,312	9%	6,312
	2023	1,067	1,045	1,318	1,151	1,187	1,430	1,203	1,367	1,270	1,339	1,124	1,112	5,768	▲	14,613
<b>Probates/Wills &amp; Trusts - Level 1</b>	2024	31	39	36	22	37	-	-	-	-	-	-	-	165	27%	165
	2023	27	30	27	19	27	47	36	31	44	28	13	22	130	▲	351
<b>Probates/Wills &amp; Trusts - Level 2</b>	2024	243	266	308	292	255	-	-	-	-	-	-	-	1,364	-2%	1,364
	2023	252	251	335	236	317	253	234	272	231	248	239	223	1,391	▼	3,091
<b>Protective Orders</b>	2024	14	21	19	20	18	-	-	-	-	-	-	-	92	-21%	92
	2023	18	25	37	11	25	16	15	26	21	27	27	25	116	▼	273
<b>Uncontested Divorce</b>	2024	1,334	1,445	1,509	1,566	1,521	-	-	-	-	-	-	-	7,375	-2%	7,375
	2023	1,387	1,386	1,757	1,425	1,551	1,439	1,396	1,536	1,347	1,388	1,246	1,189	7,506	▼	17,047

This report reflects data in the case management system. Numbers will update accordingly as reports are refreshed and posted.

# CPSS-CCMS-10.01 CASELOAD STATISTICS OF THE CIRCUIT COURTS

Chesapeake

January 2023 -- May 2024 Filings

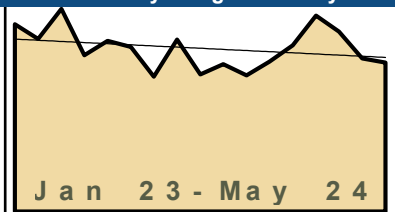
Alexandria and Fairfax Circuit are not Included in State Totals

## Dashboard

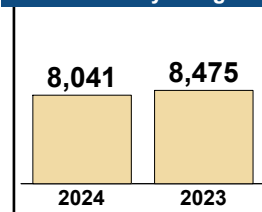
**Court:** Chesapeake Circuit  
**Start/End Date:** Jan-23 / May-24  
**2023 Average Month:** 1,534  
**Jan-May 2023:** 8,475  
**Filings Trending:** ▼

**Circuit/Court ID:** 1 201550  
**Type of Case:** Filings  
**2024 Average Month:** 1,608  
**Jan-May 2024 :** 8,041  
**Overall AVG. Month:** 1,555

## Monthly Filings Summary



## Jan --- May Filings



## Filings by Division

Divisions		Jan	Feb	Mar	Apr	May	Jun	Jul	Aug	Sep	Oct	Nov	Dec	Thru May	% Change	Total
<b>Total</b>	2024	1,582	1,866	1,715	1,459	1,419	-	-	-	-	-	-	-	8,041	-5%	8,041
	2023	1,785	1,644	1,931	1,490	1,625	1,568	1,286	1,638	1,306	1,403	1,297	1,429	8,475	▼	18,402
<b>Civil</b>	2024	184	203	257	224	219	-	-	-	-	-	-	-	1,087	-9%	1,087
	2023	236	238	276	209	239	229	184	252	213	236	193	210	1,198	▼	2,715
<b>Criminal</b>	2024	603	544	612	523	470	-	-	-	-	-	-	-	2,752	-12%	2,752
	2023	609	611	746	556	603	659	452	636	511	511	525	575	3,125	▼	6,994
<b>Concealed Handgun Permits</b>	2024	387	385	364	329	308	-	-	-	-	-	-	-	1,773	-13%	1,773
	2023	488	402	479	340	339	301	282	258	245	319	304	289	2,048	▼	4,046
<b>Miscellaneous/ Other</b>	2024	408	733	481	383	422	-	-	-	-	-	-	-	2,427	16%	2,427
	2023	450	393	429	385	443	378	366	490	337	336	274	355	2,100	▲	4,636
<b>Others</b>	2024	-	1	1	-	-	-	-	-	-	-	-	-	2	-50%	2
	2023	2	-	1	-	1	1	2	2	-	1	1	-	4	▼	11

## Filings by Case Category

Case Categories		Jan	Feb	Mar	Apr	May	Jun	Jul	Aug	Sep	Oct	Nov	Dec	Thru May	% Change	Total
<b>Administrative Law</b>	2024	1	-	1	-	1	-	-	-	-	-	-	-	3	-50%	3
	2023	1	-	4	-	1	1	1	4	-	1	2	-	6	▼	15
<b>Capital Murder</b>	2024	-	1	-	-	-	-	-	-	-	-	-	-	1	-67%	1
	2023	-	-	2	1	-	-	1	-	-	-	1	-	3	▼	5
<b>Contested Divorce</b>	2024	36	36	44	50	31	-	-	-	-	-	-	-	197	1%	197
	2023	30	40	48	38	40	35	26	43	39	37	31	35	196	▲	442
<b>Domestic and Family - Level 1</b>	2024	31	12	32	28	10	-	-	-	-	-	-	-	113	-33%	113
	2023	15	62	39	14	38	46	20	34	37	33	22	48	168	▼	408
<b>Domestic and Family - Level 2</b>	2024	9	7	18	6	4	-	-	-	-	-	-	-	44	-2%	44
	2023	8	8	12	9	8	10	12	11	6	11	13	6	45	▼	114
<b>Felonies and Related Matters</b>	2024	436	362	379	373	299	-	-	-	-	-	-	-	1,849	-17%	1,849
	2023	429	416	532	397	458	470	288	431	341	366	371	433	2,232	▼	4,932
<b>General Civil - Level 1</b>	2024	-	2	2	1	2	-	-	-	-	-	-	-	7	-50%	7
	2023	2	3	3	3	3	3	-	3	1	-	-	2	14	▼	23
<b>General Civil - Level 2</b>	2024	20	28	61	33	37	-	-	-	-	-	-	-	179	-2%	179
	2023	39	30	39	30	45	36	37	120	35	33	38	34	183	▼	516
<b>General Civil - Level 3</b>	2024	13	11	36	18	24	-	-	-	-	-	-	-	102	-2%	102
	2023	41	15	15	18	15	16	8	61	11	15	12	13	104	▼	240
<b>Miscellaneous Civil</b>	2024	485	497	476	433	454	-	-	-	-	-	-	-	2,345	-12%	2,345
	2023	615	535	633	476	419	395	386	354	338	409	393	393	2,678	▼	5,346
<b>Misdemeanor</b>	2024	131	151	177	112	129	-	-	-	-	-	-	-	700	-5%	700
	2023	147	160	171	141	116	153	142	163	142	119	114	111	735	▼	1,679
<b>Other</b>	2024	304	615	330	274	259	-	-	-	-	-	-	-	1,782	27%	1,782
	2023	308	251	265	238	338	279	253	259	243	247	184	246	1,400	▲	3,111
<b>Other Criminally Related Matters</b>	2024	36	30	56	40	42	-	-	-	-	-	-	-	204	21%	204
	2023	34	38	43	23	31	41	23	43	30	35	39	31	169	▲	411
<b>Probates/Wills &amp; Trusts - Level 1</b>	2024	2	3	4	1	3	-	-	-	-	-	-	-	13	18%	13
	2023	3	3	1	2	2	4	1	2	5	3	-	-	11	▲	26
<b>Probates/Wills &amp; Trusts - Level 2</b>	2024	12	17	11	13	13	-	-	-	-	-	-	-	66	20%	66
	2023	11	10	17	8	9	9	5	14	7	6	16	5	55	▲	117
<b>Uncontested Divorce</b>	2024	66	94	88	77	111	-	-	-	-	-	-	-	436	-8%	436
	2023	102	73	107	92	102	70	83	96	71	88	61	72	476	▼	1,017

This report reflects data in the case management system. Numbers will update accordingly as reports are refreshed and posted.

Dashboard		Monthly Filings Summary		Jan --- May Filings	
<p><b>Court:</b> Accomack Circuit  <b>Start/End Date:</b> Jan-23 / May-24  <b>2023 Average Month:</b> 152  <b>Jan-May 2023:</b> 893  <b>Filings Trending:</b> ▼</p>	<p><b>Circuit/Court ID:</b> 2 202001  <b>Type of Case:</b> Filings  <b>2024 Average Month:</b> 156  <b>Jan-May 2024 :</b> 778  <b>Overall AVG. Month:</b> 153</p>				

Filings by Division																
Divisions		Jan	Feb	Mar	Apr	May	Jun	Jul	Aug	Sep	Oct	Nov	Dec	Thru May	% Change	Total
<b>Total</b>	2024	124	197	140	228	89	-	-	-	-	-	-	-	778	-13%	778
	2023	146	221	136	199	191	131	107	200	99	171	101	127	893	▼	1,829
<b>Civil</b>	2024	19	17	21	18	6	-	-	-	-	-	-	-	81	-13%	81
	2023	14	12	25	22	20	7	11	17	17	20	21	6	93	▼	192
<b>Criminal</b>	2024	31	102	32	140	36	-	-	-	-	-	-	-	341	9%	341
	2023	26	92	17	96	81	60	24	121	29	73	8	63	312	▲	690
<b>Concealed Handgun Permits</b>	2024	51	44	42	52	31	-	-	-	-	-	-	-	220	-31%	220
	2023	73	74	69	52	53	38	35	38	29	70	52	34	321	▼	617
<b>Miscellaneous/ Other</b>	2024	23	34	45	18	16	-	-	-	-	-	-	-	136	-19%	136
	2023	33	43	25	29	37	26	37	24	24	8	20	24	167	▼	330

Filings by Case Category																
Case Categories		Jan	Feb	Mar	Apr	May	Jun	Jul	Aug	Sep	Oct	Nov	Dec	Thru May	% Change	Total
<b>Administrative Law</b>	2024	-	-	1	-	-	-	-	-	-	-	-	-	1	-50%	1
	2023	-	1	-	-	1	-	-	-	-	1	-	-	2	▼	3
<b>Capital Murder</b>	2024	-	-	-	-	-	-	-	-	-	-	-	-	0	0	0
	2023	-	-	-	-	-	-	-	2	-	-	-	-	0	↔	2
<b>Contested Divorce</b>	2024	1	3	4	5	2	-	-	-	-	-	-	-	15	-6%	15
	2023	3	3	5	3	2	1	1	5	3	2	-	-	16	▼	28
<b>Domestic and Family - Level 1</b>	2024	1	2	1	-	-	-	-	-	-	-	-	-	4	-43%	4
	2023	-	-	2	3	2	-	2	-	2	-	2	-	7	▼	13
<b>Domestic and Family - Level 2</b>	2024	-	1	-	-	-	-	-	-	-	-	-	-	1	-50%	1
	2023	-	-	1	1	-	1	2	-	-	-	-	-	2	▼	5
<b>Felonies and Related Matters</b>	2024	18	87	15	113	28	-	-	-	-	-	-	-	261	19%	261
	2023	17	69	12	54	68	42	14	48	12	43	7	40	220	▲	426
<b>General Civil - Level 1</b>	2024	-	-	-	-	-	-	-	-	-	-	-	-	0	0	0
	2023	-	-	-	-	-	1	-	2	2	-	1	1	0	↔	7
<b>General Civil - Level 2</b>	2024	3	5	9	2	2	-	-	-	-	-	-	-	21	24%	21
	2023	5	2	4	2	4	2	3	8	6	1	7	10	17	▲	54
<b>General Civil - Level 3</b>	2024	13	6	8	2	3	-	-	-	-	-	-	-	32	-3%	32
	2023	3	4	12	4	10	-	3	5	4	8	12	7	33	▼	72
<b>Miscellaneous Civil</b>	2024	59	57	56	59	35	-	-	-	-	-	-	-	266	-31%	266
	2023	88	89	82	62	64	47	49	46	36	78	61	43	385	▼	745
<b>Misdemeanor</b>	2024	10	13	11	22	6	-	-	-	-	-	-	-	62	-24%	62
	2023	7	21	4	40	10	14	2	69	9	25	1	18	82	▼	220
<b>Other</b>	2024	11	16	19	10	8	-	-	-	-	-	-	-	64	-20%	64
	2023	13	23	6	17	21	14	19	5	9	-	1	-	80	▼	128
<b>Other Criminally Related Matters</b>	2024	4	2	6	5	2	-	-	-	-	-	-	-	19	73%	19
	2023	2	2	2	2	3	4	8	2	9	5	-	5	11	▲	44
<b>Probates/Wills &amp; Trusts - Level 1</b>	2024	-	-	-	-	-	-	-	-	-	-	-	-	0	-100%	0
	2023	-	1	-	-	-	-	-	-	-	-	-	-	1	▼	1
<b>Probates/Wills &amp; Trusts - Level 2</b>	2024	-	-	-	2	-	-	-	-	-	-	-	-	2	100%	2
	2023	-	-	1	-	-	-	-	1	-	1	-	-	1	▲	3
<b>Protective Orders</b>	2024	-	-	-	1	-	-	-	-	-	-	-	-	1	-67%	1
	2023	1	-	1	1	-	-	-	-	-	-	-	-	3	▼	3
<b>Uncontested Divorce</b>	2024	4	5	10	7	3	-	-	-	-	-	-	-	29	-12%	29
	2023	7	6	4	10	6	5	4	7	7	7	9	3	33	▼	75

# CPSS-CCMS-10.01 CASELOAD STATISTICS OF THE CIRCUIT COURTS

Northampton

January 2023 -- May 2024 Filings

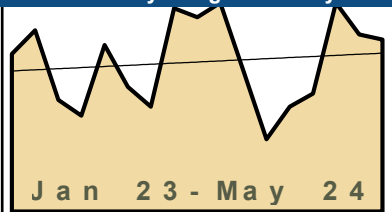
Alexandria and Fairfax Circuit are not Included in State Totals

## Dashboard

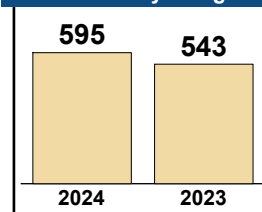
**Court:** Northampton Circuit  
**Start/End Date:** Jan-23 / May-24  
**2023 Average Month:** 112  
**Jan-May 2023:** 543  
**Filings Trending:** ▲

**Circuit/Court ID:** 2 202131  
**Type of Case:** Filings  
**2024 Average Month:** 119  
**Jan-May 2024 :** 595  
**Overall AVG. Month:** 114

## Monthly Filings Summary



## Jan --- May Filings



## Filings by Division

Divisions	Jan	Feb	Mar	Apr	May	Jun	Jul	Aug	Sep	Oct	Nov	Dec	Thru May	% Change	Total
<b>Total</b>	80	90	159	135	131	-	-	-	-	-	-	-	595	10%	595
2023	120	138	85	73	127	95	80	155	148	159	107	55	543	▲	1,342
<b>Civil</b>	2	7	5	8	4	-	-	-	-	-	-	-	26	-19%	26
2023	3	8	6	10	5	7	13	33	22	20	5	2	32	▼	134
<b>Criminal</b>	49	53	120	102	94	-	-	-	-	-	-	-	418	6%	418
2023	86	108	57	34	110	69	48	92	108	101	76	40	395	▲	929
<b>Concealed Handgun Permits</b>	19	17	22	16	15	-	-	-	-	-	-	-	89	0%	89
2023	25	15	13	26	10	14	12	19	12	31	17	11	89	↔	205
<b>Miscellaneous/Other</b>	10	12	12	9	18	-	-	-	-	-	-	-	61	126%	61
2023	6	7	9	3	2	5	7	11	6	7	9	2	27	▲	74
<b>Others</b>	-	1	-	-	-	-	-	-	-	-	-	-	1	1	1
2023	-	-	-	-	-	-	-	-	-	-	-	-	0	↔	0

## Filings by Case Category

Case Categories	Jan	Feb	Mar	Apr	May	Jun	Jul	Aug	Sep	Oct	Nov	Dec	Thru May	% Change	Total
<b>Administrative Law</b>	1	-	-	-	-	-	-	-	-	-	-	-	1	0%	1
2023	-	1	-	-	-	-	-	-	-	-	-	1	1	↔	2
<b>Capital Murder</b>	-	-	2	-	-	-	-	-	-	-	-	-	2	0%	2
2023	2	-	-	-	-	-	-	-	-	-	-	-	2	↔	2
<b>Contested Divorce</b>	-	-	-	1	-	-	-	-	-	-	-	-	1	-75%	1
2023	1	2	-	1	-	2	-	-	2	-	-	-	4	▼	8
<b>Domestic and Family - Level 1</b>	1	-	-	-	1	-	-	-	-	-	-	-	2	0%	2
2023	-	-	-	1	1	1	-	-	2	1	1	-	2	↔	7
<b>Domestic and Family - Level 2</b>	-	-	-	1	-	-	-	-	-	-	-	-	1	0%	1
2023	-	-	-	-	1	1	-	-	-	1	1	-	1	↔	4
<b>Felonies and Related Matters</b>	16	25	63	64	73	-	-	-	-	-	-	-	241	10%	241
2023	55	60	26	9	69	28	14	35	28	44	33	14	219	▲	415
<b>General Civil - Level 2</b>	-	3	2	1	2	-	-	-	-	-	-	-	8	-33%	8
2023	1	3	2	3	3	2	5	35	11	19	2	1	12	▼	87
<b>General Civil - Level 3</b>	-	3	-	1	1	-	-	-	-	-	-	-	5	0%	5
2023	1	-	1	3	-	-	4	-	6	1	1	-	5	↔	17
<b>Miscellaneous Civil</b>	24	22	25	23	21	-	-	-	-	-	-	-	115	1%	115
2023	31	22	21	29	11	18	18	27	16	35	26	13	114	▲	267
<b>Misdemeanor</b>	22	26	45	26	20	-	-	-	-	-	-	-	139	1%	139
2023	23	43	24	16	31	35	26	50	56	44	37	22	137	▲	407
<b>Other</b>	5	8	10	3	10	-	-	-	-	-	-	-	36	3,500%	36
2023	-	-	1	-	-	-	-	-	1	-	-	-	1	▲	2
<b>Other Criminally Related Matters</b>	11	2	10	12	1	-	-	-	-	-	-	-	36	-8%	36
2023	6	6	8	9	10	6	8	8	24	13	6	4	39	▼	108
<b>Probates/Wills &amp; Trusts - Level 2</b>	-	-	-	-	-	-	-	-	-	-	-	-	0	-100%	0
2023	-	-	-	1	1	-	-	-	-	-	-	-	2	▼	2
<b>Uncontested Divorce</b>	-	1	2	3	2	-	-	-	-	-	-	-	8	100%	8
2023	-	1	2	1	-	2	5	-	2	1	-	-	4	▲	14

This report reflects data in the case management system. Numbers will update accordingly as reports are refreshed and posted.

Dashboard		Monthly Filings Summary		Jan --- May Filings					
<p><b>Court:</b> Virginia Beach Circuit  <b>Start/End Date:</b> Jan-23 / May-24  <b>2023 Average Month:</b> 1,912  <b>Jan-May 2023:</b> 6,639  <b>Filings Trending:</b> ↔</p>	<p><b>Circuit/Court ID:</b> 2 202810  <b>Type of Case:</b> Filings  <b>2024 Average Month:</b> 1,357  <b>Jan-May 2024 :</b> 6,786  <b>Overall AVG. Month:</b> 1,749</p>			<table border="1" style="margin: auto;"> <tr> <td style="width: 50%; text-align: center;"><b>6,786</b></td> <td style="width: 50%; text-align: center;"><b>6,639</b></td> </tr> <tr> <td style="text-align: center;">2024</td> <td style="text-align: center;">2023</td> </tr> </table>		<b>6,786</b>	<b>6,639</b>	2024	2023
<b>6,786</b>	<b>6,639</b>								
2024	2023								

Filings by Division																
Divisions		Jan	Feb	Mar	Apr	May	Jun	Jul	Aug	Sep	Oct	Nov	Dec	Thru May	% Change	Total
<b>Total</b>	2024	1,342	1,391	1,253	1,553	1,247	-	-	-	-	-	-	-	6,786	2%	6,786
	2023	1,253	1,281	1,544	1,207	1,354	1,420	1,290	1,344	1,246	1,431	1,242	8,334	6,639	▲	22,946
<b>Civil</b>	2024	328	383	365	446	340	-	-	-	-	-	-	-	1,862	5%	1,862
	2023	338	354	382	303	399	382	348	380	348	359	336	303	1,776	▲	4,232
<b>Criminal</b>	2024	620	596	520	724	593	-	-	-	-	-	-	-	3,053	3%	3,053
	2023	545	558	689	542	619	589	593	602	543	676	556	705	2,953	▲	7,217
<b>Concealed Handgun Permits</b>	2024	-	-	-	-	-	-	-	-	-	-	-	-	0	0	0
	2023	-	-	-	-	-	-	-	-	-	-	-	6,987	0	↔	6,987
<b>Miscellaneous/ Other</b>	2024	392	405	368	383	310	-	-	-	-	-	-	-	1,858	-3%	1,858
	2023	370	369	473	361	336	448	349	361	354	393	348	338	1,909	▼	4,500
<b>Others</b>	2024	2	7	-	-	4	-	-	-	-	-	-	-	13	1,200%	13
	2023	-	-	-	1	-	1	-	1	1	3	2	1	1	▲	10

Filings by Case Category																
Case Categories		Jan	Feb	Mar	Apr	May	Jun	Jul	Aug	Sep	Oct	Nov	Dec	Thru May	% Change	Total
<b>Administrative Law</b>	2024	2	2	-	2	1	-	-	-	-	-	-	-	7	75%	7
	2023	1	1	1	1	-	-	-	-	-	-	-	3	4	▲	10
<b>Capital Murder</b>	2024	1	1	1	-	-	-	-	-	-	-	-	-	3	50%	3
	2023	-	-	-	2	-	1	-	-	-	-	-	-	2	▲	3
<b>Contested Divorce</b>	2024	20	25	24	23	31	-	-	-	-	-	-	-	123	-21%	123
	2023	34	33	32	22	34	17	31	24	30	20	21	21	155	▼	319
<b>Domestic and Family - Level 1</b>	2024	38	39	41	44	33	-	-	-	-	-	-	-	195	-5%	195
	2023	32	60	43	28	42	26	40	50	44	37	32	29	205	▼	463
<b>Domestic and Family - Level 2</b>	2024	22	21	23	24	18	-	-	-	-	-	-	-	108	13%	108
	2023	26	14	24	18	14	24	19	21	12	24	17	15	96	▲	228
<b>Felonies and Related Matters</b>	2024	436	330	332	432	366	-	-	-	-	-	-	-	1,896	8%	1,896
	2023	383	331	382	324	340	345	385	330	300	433	324	490	1,760	▲	4,367
<b>General Civil - Level 1</b>	2024	3	4	6	11	8	-	-	-	-	-	-	-	32	78%	32
	2023	2	4	4	6	2	9	4	5	7	10	5	7	18	▲	65
<b>General Civil - Level 2</b>	2024	75	93	82	104	63	-	-	-	-	-	-	-	417	28%	417
	2023	55	70	82	46	72	61	64	82	79	78	53	55	325	▲	797
<b>General Civil - Level 3</b>	2024	100	143	123	159	133	-	-	-	-	-	-	-	658	-3%	658
	2023	129	122	126	144	157	168	112	126	119	126	139	115	678	▼	1,583
<b>Miscellaneous Civil</b>	2024	172	230	199	194	179	-	-	-	-	-	-	-	974	7%	974
	2023	164	173	237	174	165	206	164	163	178	172	150	7,142	913	▲	9,088
<b>Misdemeanor</b>	2024	170	226	165	241	179	-	-	-	-	-	-	-	981	-4%	981
	2023	145	181	264	186	244	185	183	212	201	222	192	177	1,020	▼	2,392
<b>Other</b>	2024	194	153	149	156	103	-	-	-	-	-	-	-	755	-14%	755
	2023	189	168	209	155	155	213	168	164	148	209	192	164	876	▼	2,134
<b>Other Criminally Related Matters</b>	2024	21	48	36	55	54	-	-	-	-	-	-	-	214	12%	214
	2023	19	53	45	35	39	62	35	72	49	27	46	44	191	▲	526
<b>Probates/Wills &amp; Trusts - Level 1</b>	2024	2	1	2	2	-	-	-	-	-	-	-	-	7	133%	7
	2023	-	-	1	-	2	2	-	1	-	1	-	-	3	▲	7
<b>Probates/Wills &amp; Trusts - Level 2</b>	2024	13	12	9	24	17	-	-	-	-	-	-	-	75	-15%	75
	2023	13	13	16	20	26	25	12	19	18	16	14	12	88	▼	204
<b>Protective Orders</b>	2024	-	1	1	1	1	-	-	-	-	-	-	-	4	-50%	4
	2023	1	-	2	1	4	-	-	-	-	4	3	-	8	▼	15
<b>Uncontested Divorce</b>	2024	73	62	60	81	61	-	-	-	-	-	-	-	337	13%	337
	2023	60	58	76	45	58	76	73	75	60	53	51	60	297	▲	745



Dashboard		Monthly Filings Summary		Jan --- May Filings	
<b>Court:</b> Portsmouth Circuit <b>Start/End Date:</b> Jan-23 / May-24 <b>2023 Average Month:</b> 652 <b>Jan-May 2023:</b> 3,719 <b>Filings Trending:</b> ▼	<b>Circuit/Court ID:</b> 3 203740 <b>Type of Case:</b> Filings <b>2024 Average Month:</b> 599 <b>Jan-May 2024 :</b> 2,995 <b>Overall AVG. Month:</b> 636	<p>Jan 23 - May 24</p>	<p>2,995 (2024) vs 3,719 (2023)</p>		

Filings by Division																
Divisions		Jan	Feb	Mar	Apr	May	Jun	Jul	Aug	Sep	Oct	Nov	Dec	Thru May	% Change	Total
<b>Total</b>	2024	590	593	713	594	505	-	-	-	-	-	-	-	2,995	-19%	2,995
	2023	794	776	726	701	722	508	633	650	521	700	549	538	3,719	▼	7,818
<b>Civil</b>	2024	217	177	304	228	152	-	-	-	-	-	-	-	1,078	-15%	1,078
	2023	292	243	218	225	286	162	299	191	176	286	207	203	1,264	▼	2,788
<b>Criminal</b>	2024	95	95	150	110	146	-	-	-	-	-	-	-	596	-20%	596
	2023	117	174	99	163	188	131	129	208	132	132	93	133	741	▼	1,699
<b>Concealed Handgun Permits</b>	2024	120	132	114	117	119	-	-	-	-	-	-	-	602	-13%	602
	2023	183	144	149	102	115	79	86	105	78	109	81	98	693	▼	1,329
<b>Miscellaneous/ Other</b>	2024	158	189	145	138	87	-	-	-	-	-	-	-	717	-30%	717
	2023	201	215	260	211	132	136	119	142	134	173	168	104	1,019	▼	1,995
<b>Others</b>	2024	-	-	-	1	1	-	-	-	-	-	-	-	2	0%	2
	2023	1	-	-	-	1	-	-	4	1	-	-	-	2	↔	7

Filings by Case Category																
Case Categories		Jan	Feb	Mar	Apr	May	Jun	Jul	Aug	Sep	Oct	Nov	Dec	Thru May	% Change	Total
<b>Administrative Law</b>	2024	-	1	1	-	-	-	-	-	-	-	-	-	2	-67%	2
	2023	-	1	2	-	3	-	1	1	-	1	1	-	6	▼	10
<b>Capital Murder</b>	2024	-	-	1	-	2	-	-	-	-	-	-	-	3	-79%	3
	2023	4	6	-	1	3	-	2	-	-	-	-	-	14	▼	16
<b>Contested Divorce</b>	2024	7	10	8	5	5	-	-	-	-	-	-	-	35	-27%	35
	2023	8	9	11	10	10	7	8	8	11	6	7	8	48	▼	103
<b>Domestic and Family - Level 1</b>	2024	12	17	10	12	13	-	-	-	-	-	-	-	64	21%	64
	2023	10	11	14	14	4	3	4	14	4	17	17	17	53	▲	129
<b>Domestic and Family - Level 2</b>	2024	1	5	3	2	1	-	-	-	-	-	-	-	12	100%	12
	2023	-	-	2	2	2	2	1	2	7	1	2	6	6	▲	27
<b>Felonies and Related Matters</b>	2024	61	46	111	40	92	-	-	-	-	-	-	-	350	-9%	350
	2023	61	88	40	88	107	78	79	129	66	91	49	71	384	▼	947
<b>General Civil - Level 1</b>	2024	-	2	5	1	1	-	-	-	-	-	-	-	9	50%	9
	2023	1	-	3	1	1	1	1	2	1	1	-	1	6	▲	13
<b>General Civil - Level 2</b>	2024	13	14	20	23	24	-	-	-	-	-	-	-	94	-7%	94
	2023	14	22	24	21	20	19	14	20	15	27	18	13	101	▼	227
<b>General Civil - Level 3</b>	2024	151	102	216	152	73	-	-	-	-	-	-	-	694	-25%	694
	2023	246	167	131	150	229	107	246	125	125	218	146	143	923	▼	2,033
<b>Miscellaneous Civil</b>	2024	216	239	208	220	190	-	-	-	-	-	-	-	1,073	-14%	1,073
	2023	303	254	280	236	175	146	146	179	160	186	194	167	1,248	▼	2,426
<b>Misdemeanor</b>	2024	25	32	25	35	37	-	-	-	-	-	-	-	154	-17%	154
	2023	34	41	30	36	45	27	37	55	53	25	33	50	186	▼	466
<b>Other</b>	2024	57	84	53	35	16	-	-	-	-	-	-	-	245	-45%	245
	2023	79	103	119	75	72	71	56	70	52	87	52	28	448	▼	864
<b>Other Criminally Related Matters</b>	2024	22	19	16	36	26	-	-	-	-	-	-	-	119	-30%	119
	2023	18	47	34	38	34	27	13	26	13	16	14	12	171	▼	292
<b>Probates/Wills &amp; Trusts - Level 1</b>	2024	-	-	3	2	2	-	-	-	-	-	-	-	7	40%	7
	2023	-	3	1	1	-	-	-	-	1	-	-	1	5	▲	7
<b>Probates/Wills &amp; Trusts - Level 2</b>	2024	5	5	7	4	2	-	-	-	-	-	-	-	23	28%	23
	2023	3	3	5	6	1	2	4	3	2	3	4	2	18	▲	38
<b>Protective Orders</b>	2024	-	-	-	-	-	-	-	-	-	-	-	-	0	-100%	0
	2023	1	3	6	1	-	-	-	-	-	-	-	-	11	▼	11
<b>Uncontested Divorce</b>	2024	20	17	26	27	21	-	-	-	-	-	-	-	111	22%	111
	2023	12	18	24	21	16	18	21	16	11	21	12	19	91	▲	209

This report reflects data in the case management system. Numbers will update accordingly as reports are refreshed and posted.

# CPSS-CCMS-10.01 CASELOAD STATISTICS OF THE CIRCUIT COURTS

Norfolk

January 2023 -- May 2024 Filings

Alexandria and Fairfax Circuit are not Included in State Totals

Dashboard		Monthly Filings Summary		Jan --- May Filings					
<p><b>Court:</b> Norfolk Circuit  <b>Start/End Date:</b> Jan-23 / May-24  <b>2023 Average Month:</b> 1,717  <b>Jan-May 2023:</b> 10,920  <b>Filings Trending:</b> ▼</p>	<p><b>Circuit/Court ID:</b> 4 204710  <b>Type of Case:</b> Filings  <b>2024 Average Month:</b> 1,684  <b>Jan-May 2024 :</b> 8,418  <b>Overall AVG. Month:</b> 1,707</p>	<p style="text-align: center; font-weight: bold; font-size: 1.2em;">Jan 23 - May 24</p>		<table border="1" style="margin: auto;"> <tr> <td style="width: 50%; text-align: center;"><b>8,418</b></td> <td style="width: 50%; text-align: center;"><b>10,920</b></td> </tr> <tr> <td style="text-align: center;">2024</td> <td style="text-align: center;">2023</td> </tr> </table>		<b>8,418</b>	<b>10,920</b>	2024	2023
<b>8,418</b>	<b>10,920</b>								
2024	2023								

Filings by Division																
Divisions		Jan	Feb	Mar	Apr	May	Jun	Jul	Aug	Sep	Oct	Nov	Dec	Thru May	% Change	Total
<b>Total</b>	2024	2,006	1,329	2,525	1,302	1,256	-	-	-	-	-	-	-	8,418	-23%	8,418
	2023	2,565	1,720	2,664	1,500	2,471	1,170	1,235	1,561	1,791	1,215	1,141	1,566	10,920	▼	20,599
<b>Civil</b>	2024	382	407	436	408	437	-	-	-	-	-	-	-	2,070	-1%	2,070
	2023	399	410	480	382	417	433	374	464	374	407	365	353	2,088	▼	4,858
<b>Criminal</b>	2024	382	359	394	325	304	-	-	-	-	-	-	-	1,764	-11%	1,764
	2023	428	382	414	353	399	369	393	435	335	339	373	359	1,976	▼	4,579
<b>Concealed Handgun Permits</b>	2024	224	239	202	235	194	-	-	-	-	-	-	-	1,094	-17%	1,094
	2023	267	243	314	251	240	186	204	200	182	192	170	193	1,315	▼	2,642
<b>Miscellaneous/ Other</b>	2024	1,016	322	1,486	327	314	-	-	-	-	-	-	-	3,465	-37%	3,465
	2023	1,469	684	1,455	514	1,414	181	262	460	900	272	233	660	5,536	▼	8,504
<b>Others</b>	2024	2	2	7	7	7	-	-	-	-	-	-	-	25	400%	25
	2023	2	1	1	-	1	1	2	2	-	5	-	1	5	▲	16

Filings by Case Category																
Case Categories		Jan	Feb	Mar	Apr	May	Jun	Jul	Aug	Sep	Oct	Nov	Dec	Thru May	% Change	Total
<b>Administrative Law</b>	2024	8	2	9	-	1	-	-	-	-	-	-	-	20	-13%	20
	2023	8	2	3	1	9	1	1	7	8	1	-	4	23	▼	45
<b>Capital Murder</b>	2024	1	-	1	-	-	-	-	-	-	-	-	-	2	2	2
	2023	-	-	-	-	-	-	3	-	-	-	-	-	0	↔	3
<b>Contested Divorce</b>	2024	73	76	89	80	89	-	-	-	-	-	-	-	407	-6%	407
	2023	81	76	97	87	92	87	62	75	71	77	82	82	433	▼	969
<b>Domestic and Family - Level 1</b>	2024	48	46	42	17	25	-	-	-	-	-	-	-	178	14%	178
	2023	42	39	35	11	29	30	15	49	32	24	10	23	156	▲	339
<b>Domestic and Family - Level 2</b>	2024	33	15	56	14	14	-	-	-	-	-	-	-	132	-15%	132
	2023	39	18	38	13	48	7	4	19	34	13	9	23	156	▼	265
<b>Felonies and Related Matters</b>	2024	283	242	265	206	209	-	-	-	-	-	-	-	1,205	-11%	1,205
	2023	312	223	265	259	290	234	290	274	217	232	254	258	1,349	▼	3,108
<b>General Civil - Level 1</b>	2024	5	3	3	8	2	-	-	-	-	-	-	-	21	-30%	21
	2023	7	3	7	6	7	12	1	3	6	3	6	4	30	▼	65
<b>General Civil - Level 2</b>	2024	48	41	62	55	47	-	-	-	-	-	-	-	253	15%	253
	2023	36	51	54	36	43	51	37	62	52	47	41	36	220	▲	546
<b>General Civil - Level 3</b>	2024	155	37	257	30	42	-	-	-	-	-	-	-	521	-9%	521
	2023	137	24	156	31	225	55	33	81	134	46	42	72	573	▼	1,036
<b>Miscellaneous Civil</b>	2024	927	490	1,279	411	350	-	-	-	-	-	-	-	3,457	-40%	3,457
	2023	1,430	821	1,503	705	1,307	330	420	557	887	395	347	695	5,766	▼	9,397
<b>Misdemeanor</b>	2024	58	75	90	85	59	-	-	-	-	-	-	-	367	-21%	367
	2023	85	122	111	60	85	73	61	98	65	59	70	53	463	▼	942
<b>Other</b>	2024	106	62	56	143	141	-	-	-	-	-	-	-	508	12%	508
	2023	136	107	95	59	55	41	45	37	36	64	51	54	452	▲	780
<b>Other Criminally Related Matters</b>	2024	47	46	47	40	40	-	-	-	-	-	-	-	220	6%	220
	2023	40	45	44	45	34	65	44	70	56	50	54	48	208	▲	595
<b>Probates/Wills &amp; Trusts - Level 1</b>	2024	1	-	2	1	3	-	-	-	-	-	-	-	7	-30%	7
	2023	2	-	2	-	6	1	3	2	5	4	2	2	10	▼	29
<b>Probates/Wills &amp; Trusts - Level 2</b>	2024	27	10	57	14	11	-	-	-	-	-	-	-	119	-22%	119
	2023	34	17	35	17	49	5	12	22	23	14	11	29	152	▼	268
<b>Protective Orders</b>	2024	4	6	7	1	2	-	-	-	-	-	-	-	20	11%	20
	2023	3	3	6	-	6	3	6	9	3	5	7	7	18	▲	58
<b>Uncontested Divorce</b>	2024	182	178	203	197	221	-	-	-	-	-	-	-	981	8%	981
	2023	173	169	213	170	186	175	198	196	162	181	155	176	911	▲	2,154

This report reflects data in the case management system. Numbers will update accordingly as reports are refreshed and posted.

# CPSS-CCMS-10.01 CASELOAD STATISTICS OF THE CIRCUIT COURTS

Isle of Wight

January 2023 -- May 2024 Filings


Alexandria and Fairfax Circuit are not Included in State Totals

## Dashboard

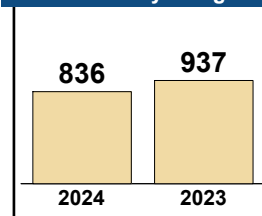
**Court:** Isle of Wight Circuit  
**Start/End Date:** Jan-23 / May-24  
**2023 Average Month:** 162  
**Jan-May 2023:** 937  
**Filings Trending:** ▼

**Circuit/Court ID:** 5 205093  
**Type of Case:** Filings  
**2024 Average Month:** 167  
**Jan-May 2024 :** 836  
**Overall AVG. Month:** 164

## Monthly Filings Summary



## Jan --- May Filings



## Filings by Division

Divisions		Jan	Feb	Mar	Apr	May	Jun	Jul	Aug	Sep	Oct	Nov	Dec	Thru May	% Change	Total
<b>Total</b>	2024	181	156	183	150	166	-	-	-	-	-	-	-	836	-11%	836
	2023	221	161	261	151	143	151	128	148	118	172	149	145	937	▼	1,948
<b>Civil</b>	2024	19	33	24	16	23	-	-	-	-	-	-	-	115	6%	115
	2023	27	17	23	25	16	24	15	18	16	23	14	24	108	▲	242
<b>Criminal</b>	2024	56	38	35	51	78	-	-	-	-	-	-	-	258	66%	258
	2023	29	17	65	15	29	43	15	33	25	45	53	36	155	▲	405
<b>Concealed Handgun Permits</b>	2024	90	63	101	64	50	-	-	-	-	-	-	-	368	-29%	368
	2023	126	112	121	87	70	52	67	70	50	82	65	64	516	▼	966
<b>Miscellaneous/Other</b>	2024	16	22	22	19	14	-	-	-	-	-	-	-	93	-41%	93
	2023	38	15	52	24	28	31	31	27	27	22	17	21	157	▼	333
<b>Others</b>	2024	-	-	1	-	1	-	-	-	-	-	-	-	2	100%	2
	2023	1	-	-	-	-	1	-	-	-	-	-	-	1	▲	2

## Filings by Case Category

Case Categories		Jan	Feb	Mar	Apr	May	Jun	Jul	Aug	Sep	Oct	Nov	Dec	Thru May	% Change	Total
<b>Administrative Law</b>	2024	-	-	-	-	-	-	-	-	-	-	-	-	0	-100%	0
	2023	1	-	-	-	-	-	-	-	1	-	-	-	1	▼	2
<b>Contested Divorce</b>	2024	1	5	3	5	3	-	-	-	-	-	-	-	17	6%	17
	2023	2	2	4	5	3	1	1	4	4	7	1	1	16	▲	35
<b>Domestic and Family - Level 1</b>	2024	4	5	3	-	7	-	-	-	-	-	-	-	19	46%	19
	2023	7	-	2	2	2	3	1	2	-	-	2	-	13	▲	21
<b>Domestic and Family - Level 2</b>	2024	-	4	2	-	1	-	-	-	-	-	-	-	7	40%	7
	2023	2	-	3	-	-	2	-	-	2	-	-	4	5	▲	13
<b>Felonies and Related Matters</b>	2024	36	16	22	32	53	-	-	-	-	-	-	-	159	41%	159
	2023	19	16	44	11	23	31	9	22	12	27	36	24	113	▲	274
<b>General Civil - Level 1</b>	2024	-	-	1	-	-	-	-	-	-	-	-	-	1	1	1
	2023	-	-	-	-	-	1	-	-	-	-	-	1	1	0	↔
<b>General Civil - Level 2</b>	2024	8	6	9	3	3	-	-	-	-	-	-	-	29	61%	29
	2023	4	4	5	3	2	3	2	1	-	4	2	1	18	▲	31
<b>General Civil - Level 3</b>	2024	3	4	2	1	2	-	-	-	-	-	-	-	12	-25%	12
	2023	5	2	1	5	3	4	7	3	1	3	2	4	16	▼	40
<b>Miscellaneous Civil</b>	2024	102	80	120	83	63	-	-	-	-	-	-	-	448	-26%	448
	2023	146	120	150	101	86	76	84	88	67	95	76	77	603	▼	1,166
<b>Misdemeanor</b>	2024	14	17	9	13	12	-	-	-	-	-	-	-	65	225%	65
	2023	5	-	8	3	4	2	3	5	5	15	11	5	20	▲	66
<b>Other</b>	2024	2	2	1	-	1	-	-	-	-	-	-	-	6	-91%	6
	2023	18	7	21	12	10	8	11	8	11	8	6	5	68	▼	125
<b>Other Criminally Related Matters</b>	2024	6	5	4	6	13	-	-	-	-	-	-	-	34	31%	34
	2023	6	3	13	1	3	10	3	6	8	4	6	7	26	▲	70
<b>Probates/Wills &amp; Trusts - Level 1</b>	2024	-	-	-	-	-	-	-	-	-	-	-	-	0	0	0
	2023	-	-	-	-	-	-	-	-	-	-	-	2	0	↔	2
<b>Probates/Wills &amp; Trusts - Level 2</b>	2024	2	2	4	2	1	-	-	-	-	-	-	-	11	120%	11
	2023	1	1	2	-	1	1	-	-	1	1	1	6	5	▲	15
<b>Uncontested Divorce</b>	2024	3	10	3	5	7	-	-	-	-	-	-	-	28	-15%	28
	2023	5	6	8	8	6	9	7	9	6	8	5	8	33	▼	85

This report reflects data in the case management system. Numbers will update accordingly as reports are refreshed and posted.



Dashboard		Monthly Filings Summary		Jan --- May Filings					
<p><b>Court:</b> Southampton Circuit  <b>Start/End Date:</b> Jan-23 / May-24  <b>2023 Average Month:</b> 177  <b>Jan-May 2023:</b> 1,044  <b>Filings Trending:</b> ▼</p>	<p><b>Circuit/Court ID:</b> 5 205175  <b>Type of Case:</b> Filings  <b>2024 Average Month:</b> 173  <b>Jan-May 2024 :</b> 867  <b>Overall AVG. Month:</b> 176</p>			<table border="1" style="margin: auto;"> <tr> <td style="width: 50%; text-align: center;">867</td> <td style="width: 50%; text-align: center;">1,044</td> </tr> <tr> <td style="text-align: center;">2024</td> <td style="text-align: center;">2023</td> </tr> </table>		867	1,044	2024	2023
867	1,044								
2024	2023								

Filings by Division																
Divisions		Jan	Feb	Mar	Apr	May	Jun	Jul	Aug	Sep	Oct	Nov	Dec	Thru May	% Change	Total
<b>Total</b>	2024	179	198	136	205	149	-	-	-	-	-	-	-	867	-17%	867
	2023	212	205	218	210	199	126	178	189	147	159	130	152	1,044	▼	2,125
<b>Civil</b>	2024	15	24	19	14	18	-	-	-	-	-	-	-	90	-2%	90
	2023	13	15	14	34	16	14	22	27	18	12	17	15	92	▼	217
<b>Criminal</b>	2024	83	91	63	110	71	-	-	-	-	-	-	-	418	-15%	418
	2023	91	102	87	104	105	51	98	79	57	66	65	63	489	▼	968
<b>Concealed Handgun Permits</b>	2024	42	57	33	36	37	-	-	-	-	-	-	-	205	-35%	205
	2023	80	60	87	44	43	36	31	48	37	52	32	53	314	▼	603
<b>Miscellaneous/Other</b>	2024	39	26	21	45	22	-	-	-	-	-	-	-	153	3%	153
	2023	28	28	30	28	35	25	27	34	35	29	16	21	149	▲	336
<b>Others</b>	2024	-	-	-	-	1	-	-	-	-	-	-	-	1	1	1
	2023	-	-	-	-	-	-	-	1	-	-	-	-	0	↔	1

Filings by Case Category																
Case Categories		Jan	Feb	Mar	Apr	May	Jun	Jul	Aug	Sep	Oct	Nov	Dec	Thru May	% Change	Total
<b>Administrative Law</b>	2024	-	-	-	-	-	-	-	-	-	-	-	-	0	0	0
	2023	-	-	-	-	-	-	-	1	-	-	-	-	0	↔	1
<b>Contested Divorce</b>	2024	2	3	6	3	3	-	-	-	-	-	-	-	17	70%	17
	2023	2	4	1	3	-	1	2	2	3	1	2	2	10	▲	23
<b>Domestic and Family - Level 1</b>	2024	-	1	-	1	1	-	-	-	-	-	-	-	3	-25%	3
	2023	-	-	1	1	2	-	1	3	-	1	1	-	4	▼	10
<b>Domestic and Family - Level 2</b>	2024	-	-	1	2	-	-	-	-	-	-	-	-	3	200%	3
	2023	-	-	-	1	-	-	1	1	1	1	-	-	1	▲	5
<b>Felonies and Related Matters</b>	2024	65	44	33	55	40	-	-	-	-	-	-	-	237	-24%	237
	2023	65	62	60	53	72	28	64	45	41	26	50	33	312	▼	599
<b>General Civil - Level 1</b>	2024	-	-	-	-	-	-	-	-	-	-	-	-	0	-100%	0
	2023	-	1	-	1	-	1	-	-	-	-	1	-	2	▼	4
<b>General Civil - Level 2</b>	2024	3	4	3	2	3	-	-	-	-	-	-	-	15	-12%	15
	2023	1	4	4	3	5	2	1	8	4	2	2	6	17	▼	42
<b>General Civil - Level 3</b>	2024	7	12	4	5	5	-	-	-	-	-	-	-	33	18%	33
	2023	6	2	-	18	2	5	10	5	3	3	5	3	28	▲	62
<b>Miscellaneous Civil</b>	2024	56	68	48	52	49	-	-	-	-	-	-	-	273	-30%	273
	2023	92	75	104	61	59	47	44	62	53	68	40	63	391	▼	768
<b>Misdemeanor</b>	2024	13	24	12	34	15	-	-	-	-	-	-	-	98	-17%	98
	2023	16	29	14	37	22	15	15	27	9	16	11	20	118	▼	231
<b>Other</b>	2024	26	15	7	29	9	-	-	-	-	-	-	-	86	21%	86
	2023	16	11	14	12	18	17	16	22	19	14	13	12	71	▲	184
<b>Other Criminally Related Matters</b>	2024	5	23	18	21	16	-	-	-	-	-	-	-	83	41%	83
	2023	10	11	13	14	11	8	19	8	7	24	4	10	59	▲	139
<b>Probates/Wills &amp; Trusts - Level 1</b>	2024	-	-	1	-	-	-	-	-	-	-	-	-	1	1	1
	2023	-	-	-	-	-	-	-	-	2	-	-	1	0	↔	3
<b>Probates/Wills &amp; Trusts - Level 2</b>	2024	-	-	-	-	3	-	-	-	-	-	-	-	3	0%	3
	2023	-	1	-	-	2	-	-	-	-	-	-	-	3	↔	3
<b>Protective Orders</b>	2024	-	-	-	-	-	-	-	-	-	-	-	-	0	-100%	0
	2023	1	-	-	2	-	-	-	-	-	-	-	-	3	▼	3
<b>Uncontested Divorce</b>	2024	2	4	3	1	5	-	-	-	-	-	-	-	15	-40%	15
	2023	3	5	7	4	6	2	5	5	5	2	2	2	25	▼	48

This report reflects data in the case management system. Numbers will update accordingly as reports are refreshed and posted.

Dashboard		Monthly Filings Summary		Jan --- May Filings	
<b>Court:</b> Suffolk Circuit	<b>Circuit/Court ID:</b> 5 205800				
<b>Start/End Date:</b> Jan-23 / May-24	<b>Type of Case:</b> Filings				
<b>2023 Average Month:</b> 618	<b>2024 Average Month:</b> 582				
<b>Jan-May 2023:</b> 3,294	<b>Jan-May 2024 :</b> 2,910				
<b>Filings Trending:</b> ▼	<b>Overall AVG. Month:</b> 608				

Filings by Division																
Divisions		Jan	Feb	Mar	Apr	May	Jun	Jul	Aug	Sep	Oct	Nov	Dec	Thru May	% Change	Total
<b>Total</b>	2024	678	608	588	508	528	-	-	-	-	-	-	-	2,910	-12%	2,910
	2023	808	566	686	566	668	830	498	632	592	582	571	421	3,294	▼	7,420
<b>Civil</b>	2024	64	86	71	74	91	-	-	-	-	-	-	-	386	2%	386
	2023	68	64	88	67	91	82	65	68	88	73	62	51	378	▲	867
<b>Criminal</b>	2024	317	251	243	203	219	-	-	-	-	-	-	-	1,233	-11%	1,233
	2023	372	213	264	203	330	499	211	334	286	285	290	140	1,382	▼	3,427
<b>Concealed Handgun Permits</b>	2024	175	174	155	129	132	-	-	-	-	-	-	-	765	-24%	765
	2023	246	187	232	198	139	152	156	138	129	142	152	144	1,002	▼	2,015
<b>Miscellaneous/ Other</b>	2024	121	94	118	100	84	-	-	-	-	-	-	-	517	-2%	517
	2023	121	102	101	98	108	96	66	91	89	81	66	86	530	▼	1,105
<b>Others</b>	2024	1	3	1	2	2	-	-	-	-	-	-	-	9	350%	9
	2023	1	-	1	-	-	1	-	1	-	1	1	-	2	▲	6

Filings by Case Category																
Case Categories		Jan	Feb	Mar	Apr	May	Jun	Jul	Aug	Sep	Oct	Nov	Dec	Thru May	% Change	Total
<b>Administrative Law</b>	2024	-	-	-	-	-	-	-	-	-	-	-	-	0	-100%	0
	2023	1	-	-	-	-	-	-	1	-	-	-	1	1	▼	3
<b>Capital Murder</b>	2024	-	-	1	-	-	-	-	-	-	-	-	-	1	0%	1
	2023	1	-	-	-	-	-	-	2	-	-	-	-	1	↔	3
<b>Contested Divorce</b>	2024	6	6	7	9	9	-	-	-	-	-	-	-	37	-12%	37
	2023	12	10	7	6	7	9	4	5	11	9	8	7	42	▼	95
<b>Domestic and Family - Level 1</b>	2024	8	10	3	2	14	-	-	-	-	-	-	-	37	37%	37
	2023	7	4	6	5	5	6	4	2	10	6	7	5	27	▲	67
<b>Domestic and Family - Level 2</b>	2024	4	11	10	3	6	-	-	-	-	-	-	-	34	-31%	34
	2023	11	6	15	7	10	11	8	6	7	5	5	4	49	▼	95
<b>Felonies and Related Matters</b>	2024	216	138	144	131	120	-	-	-	-	-	-	-	749	-3%	749
	2023	220	146	162	113	132	410	139	218	173	189	157	81	773	▼	2,140
<b>General Civil - Level 1</b>	2024	-	-	1	-	-	-	-	-	-	-	-	-	1	-67%	1
	2023	1	-	-	-	2	2	1	-	1	2	1	-	3	▼	10
<b>General Civil - Level 2</b>	2024	10	16	23	15	21	-	-	-	-	-	-	-	85	13%	85
	2023	8	15	20	15	17	15	12	15	20	22	10	5	75	▲	174
<b>General Civil - Level 3</b>	2024	17	7	4	10	12	-	-	-	-	-	-	-	50	11%	50
	2023	10	8	12	4	11	7	13	14	12	10	9	8	45	▲	118
<b>Miscellaneous Civil</b>	2024	214	224	206	172	185	-	-	-	-	-	-	-	1,001	-19%	1,001
	2023	299	225	275	245	185	191	196	185	168	183	186	183	1,229	▼	2,521
<b>Misdemeanor</b>	2024	81	90	76	53	78	-	-	-	-	-	-	-	378	-28%	378
	2023	127	55	74	83	185	71	55	98	92	65	116	41	524	▼	1,062
<b>Other</b>	2024	81	50	69	58	32	-	-	-	-	-	-	-	290	-3%	290
	2023	69	61	56	53	61	55	32	45	52	40	37	44	300	▼	605
<b>Other Criminally Related Matters</b>	2024	21	23	22	19	21	-	-	-	-	-	-	-	106	12%	106
	2023	24	12	28	10	21	19	17	16	21	31	17	18	95	▲	234
<b>Probates/Wills &amp; Trusts - Level 1</b>	2024	1	1	-	-	1	-	-	-	-	-	-	-	3	-25%	3
	2023	2	1	-	1	-	-	-	-	-	-	-	-	4	▼	4
<b>Probates/Wills &amp; Trusts - Level 2</b>	2024	2	9	1	7	2	-	-	-	-	-	-	-	21	5%	21
	2023	-	2	6	4	8	5	4	4	1	5	6	4	20	▲	49
<b>Uncontested Divorce</b>	2024	17	23	21	29	27	-	-	-	-	-	-	-	117	10%	117
	2023	16	21	25	20	24	29	13	21	24	15	12	20	106	▲	240

Dashboard		Monthly Filings Summary		Jan --- May Filings					
<p><b>Court:</b> Brunswick Circuit  <b>Start/End Date:</b> Jan-23 / May-24  <b>2023 Average Month:</b> 101  <b>Jan-May 2023:</b> 549  <b>Filings Trending:</b> ▲</p>	<p><b>Circuit/Court ID:</b> 6 206025  <b>Type of Case:</b> Filings  <b>2024 Average Month:</b> 117  <b>Jan-May 2024 :</b> 586  <b>Overall AVG. Month:</b> 106</p>	<p style="text-align: center; font-weight: bold; color: white;">Jan 23 - May 24</p>		<table border="1" style="margin: auto; border-collapse: collapse;"> <tr> <td style="width: 50%; text-align: center; font-weight: bold; color: white;">586</td> <td style="width: 50%; text-align: center; font-weight: bold; color: white;">549</td> </tr> <tr> <td style="text-align: center; font-weight: bold; color: white;">2024</td> <td style="text-align: center; font-weight: bold; color: white;">2023</td> </tr> </table>		586	549	2024	2023
586	549								
2024	2023								

Filings by Division																
Divisions		Jan	Feb	Mar	Apr	May	Jun	Jul	Aug	Sep	Oct	Nov	Dec	Thru May	% Change	Total
<b>Total</b>	2024	91	114	86	170	125	-	-	-	-	-	-	-	586	7%	586
	2023	123	151	77	112	86	85	79	152	78	86	107	76	549	▲	1,212
<b>Civil</b>	2024	3	7	1	11	11	-	-	-	-	-	-	-	33	-13%	33
	2023	7	5	7	15	4	6	7	5	3	10	13	12	38	▼	94
<b>Criminal</b>	2024	41	56	24	110	66	-	-	-	-	-	-	-	297	5%	297
	2023	59	91	40	46	46	40	37	86	43	34	37	40	282	▲	599
<b>Concealed Handgun Permits</b>	2024	37	33	45	36	24	-	-	-	-	-	-	-	175	14%	175
	2023	51	43	12	30	17	28	22	45	23	16	42	15	153	▲	344
<b>Miscellaneous/Other</b>	2024	10	18	16	13	24	-	-	-	-	-	-	-	81	7%	81
	2023	6	12	18	21	19	11	13	13	9	26	15	9	76	▲	172
<b>Others</b>	2024	-	-	-	-	-	-	-	-	-	-	-	-	0	0	0
	2023	-	-	-	-	-	-	-	3	-	-	-	-	0	↔	3

Filings by Case Category																
Case Categories		Jan	Feb	Mar	Apr	May	Jun	Jul	Aug	Sep	Oct	Nov	Dec	Thru May	% Change	Total
<b>Administrative Law</b>	2024	-	-	1	-	-	-	-	-	-	-	-	-	1	1	1
	2023	-	-	-	-	-	-	-	-	-	-	-	-	0	↔	0
<b>Contested Divorce</b>	2024	1	1	-	2	1	-	-	-	-	-	-	-	5	0%	5
	2023	-	1	2	1	1	1	1	1	-	-	-	-	5	↔	8
<b>Domestic and Family - Level 1</b>	2024	-	-	-	-	-	-	-	-	-	-	-	-	0	-100%	0
	2023	2	-	-	9	-	-	-	2	-	4	-	3	11	▼	20
<b>Domestic and Family - Level 2</b>	2024	-	-	-	-	-	-	-	-	-	-	-	-	0	-100%	0
	2023	1	-	-	-	-	-	-	-	-	1	1	-	1	▼	3
<b>Felonies and Related Matters</b>	2024	14	30	17	63	42	-	-	-	-	-	-	-	166	3%	166
	2023	32	65	24	20	20	25	16	51	21	9	13	9	161	▲	305
<b>General Civil - Level 1</b>	2024	-	-	-	-	1	-	-	-	-	-	-	-	1	-50%	1
	2023	-	-	-	-	2	-	-	-	-	-	1	-	1	▼	4
<b>General Civil - Level 2</b>	2024	-	1	-	3	3	-	-	-	-	-	-	-	7	0%	7
	2023	1	1	1	2	2	2	-	1	1	1	2	2	7	↔	16
<b>General Civil - Level 3</b>	2024	-	-	1	3	2	-	-	-	-	-	-	-	6	0%	6
	2023	2	2	1	1	-	1	2	-	1	1	2	2	6	↔	15
<b>Miscellaneous Civil</b>	2024	46	40	52	41	27	-	-	-	-	-	-	-	206	8%	206
	2023	54	52	21	37	26	37	33	54	26	33	47	20	190	▲	440
<b>Misdemeanor</b>	2024	24	23	5	32	14	-	-	-	-	-	-	-	98	14%	98
	2023	23	25	8	16	14	9	16	26	19	18	17	9	86	▲	200
<b>Other</b>	2024	1	10	8	8	20	-	-	-	-	-	-	-	47	27%	47
	2023	2	4	10	14	7	1	3	7	6	10	10	3	37	▲	77
<b>Other Criminally Related Matters</b>	2024	3	3	2	16	10	-	-	-	-	-	-	-	34	-3%	34
	2023	4	1	8	10	12	6	5	9	4	7	13	27	35	▼	106
<b>Probates/Wills &amp; Trusts - Level 1</b>	2024	-	-	-	-	1	-	-	-	-	-	-	-	1	1	1
	2023	-	-	-	-	-	-	-	-	-	-	-	-	0	↔	0
<b>Probates/Wills &amp; Trusts - Level 2</b>	2024	-	1	-	-	2	-	-	-	-	-	-	-	3	200%	3
	2023	-	-	-	-	1	-	2	-	-	-	-	-	1	▲	3
<b>Protective Orders</b>	2024	-	1	-	-	-	-	-	-	-	-	-	-	1	1	1
	2023	-	-	-	-	-	-	-	-	-	-	-	-	0	↔	0
<b>Uncontested Divorce</b>	2024	2	4	-	2	2	-	-	-	-	-	-	-	10	43%	10
	2023	2	-	2	2	1	3	1	1	-	1	2	-	7	▲	15

This report reflects data in the case management system. Numbers will update accordingly as reports are refreshed and posted.

**CPSS-CCMS-10.01 CASELOAD STATISTICS OF THE CIRCUIT COURTS**

**Greenville**

January 2023 -- May 2024 Filings

Alexandria and Fairfax Circuit are not Included in State Totals

Dashboard		Monthly Filings Summary		Jan --- May Filings	
<p><b>Court:</b> Greenville Circuit  <b>Start/End Date:</b> Jan-23 / May-24  <b>2023 Average Month:</b> 107  <b>Jan-May 2023:</b> 534  <b>Filings Trending:</b> ▲</p>	<p><b>Circuit/Court ID:</b> 6 206081  <b>Type of Case:</b> Filings  <b>2024 Average Month:</b> 123  <b>Jan-May 2024 :</b> 615  <b>Overall AVG. Month:</b> 111</p>	<p style="text-align: center; font-weight: bold; color: white;">Jan 23 - May 24</p>		<div style="display: flex; justify-content: space-around; align-items: center;"> <div style="text-align: center;"> <p style="font-size: 24px; font-weight: bold; color: #0056b3;">615</p> <p style="font-size: 12px; font-weight: bold; color: #0056b3;">2024</p> </div> <div style="text-align: center;"> <p style="font-size: 24px; font-weight: bold; color: #0056b3;">534</p> <p style="font-size: 12px; font-weight: bold; color: #0056b3;">2023</p> </div> </div>	

Filings by Division																
Divisions		Jan	Feb	Mar	Apr	May	Jun	Jul	Aug	Sep	Oct	Nov	Dec	Thru May	% Change	Total
<b>Total</b>	2024	148	126	128	100	113	-	-	-	-	-	-	-	615	15%	615
	2023	116	88	149	92	89	105	75	110	165	87	119	83	534	▲	1,278
<b>Civil</b>	2024	10	10	11	7	9	-	-	-	-	-	-	-	47	24%	47
	2023	4	7	12	5	10	13	7	16	9	10	6	6	38	▲	105
<b>Criminal</b>	2024	98	68	62	47	47	-	-	-	-	-	-	-	322	21%	322
	2023	58	40	88	41	40	62	47	37	114	41	89	60	267	▲	717
<b>Concealed Handgun Permits</b>	2024	27	21	22	26	19	-	-	-	-	-	-	-	115	-13%	115
	2023	32	28	28	24	20	20	17	27	23	18	13	8	132	▼	258
<b>Miscellaneous/ Other</b>	2024	13	27	33	20	37	-	-	-	-	-	-	-	130	37%	130
	2023	22	13	21	21	18	10	4	30	18	18	11	9	95	▲	195
<b>Others</b>	2024	-	-	-	-	1	-	-	-	-	-	-	-	1	-50%	1
	2023	-	-	-	1	1	-	-	-	1	-	-	-	2	▼	3

Filings by Case Category																
Case Categories		Jan	Feb	Mar	Apr	May	Jun	Jul	Aug	Sep	Oct	Nov	Dec	Thru May	% Change	Total
<b>Administrative Law</b>	2024	-	-	-	-	-	-	-	-	-	-	-	-	0	0	0
	2023	-	-	-	-	-	-	-	-	-	-	-	1	0	↔	1
<b>Capital Murder</b>	2024	-	-	-	-	-	-	-	-	-	-	-	-	0	-100%	0
	2023	-	-	1	-	1	-	-	-	-	-	-	-	2	▼	2
<b>Contested Divorce</b>	2024	-	2	1	-	2	-	-	-	-	-	-	-	5	25%	5
	2023	-	2	-	-	2	2	-	-	-	-	-	1	4	▲	7
<b>Domestic and Family - Level 1</b>	2024	-	-	1	2	-	-	-	-	-	-	-	-	3	-25%	3
	2023	-	1	2	1	-	-	1	3	2	2	-	-	4	▼	12
<b>Domestic and Family - Level 2</b>	2024	-	1	1	-	-	-	-	-	-	-	-	-	2	0%	2
	2023	1	-	1	-	-	4	-	-	-	2	-	1	2	↔	9
<b>Felonies and Related Matters</b>	2024	70	32	29	26	22	-	-	-	-	-	-	-	179	4%	179
	2023	35	27	55	25	30	44	24	21	65	28	59	44	172	▲	457
<b>General Civil - Level 1</b>	2024	-	-	-	-	-	-	-	-	-	-	-	-	0	0	0
	2023	-	-	-	-	-	-	-	-	-	-	1	-	0	↔	1
<b>General Civil - Level 2</b>	2024	6	4	2	2	3	-	-	-	-	-	-	-	17	70%	17
	2023	2	1	3	1	3	3	2	3	3	1	1	-	10	▲	23
<b>General Civil - Level 3</b>	2024	2	2	2	1	4	-	-	-	-	-	-	-	11	120%	11
	2023	2	1	-	-	2	-	1	6	5	3	1	-	5	▲	21
<b>Miscellaneous Civil</b>	2024	29	27	32	33	28	-	-	-	-	-	-	-	149	-12%	149
	2023	44	32	39	28	26	26	20	41	27	24	18	13	169	▼	338
<b>Misdemeanor</b>	2024	23	27	28	15	12	-	-	-	-	-	-	-	105	72%	105
	2023	13	10	15	14	9	17	14	9	40	11	28	13	61	▲	193
<b>Other</b>	2024	8	20	22	12	27	-	-	-	-	-	-	-	89	51%	89
	2023	8	8	11	18	14	5	2	18	14	10	5	4	59	▲	117
<b>Other Criminally Related Matters</b>	2024	7	9	5	6	13	-	-	-	-	-	-	-	40	21%	40
	2023	10	3	17	2	1	1	9	7	9	4	2	4	33	▲	69
<b>Probates/Wills &amp; Trusts - Level 2</b>	2024	1	-	1	-	-	-	-	-	-	-	-	-	2	100%	2
	2023	-	-	1	-	-	-	-	-	-	-	-	-	1	▲	1
<b>Uncontested Divorce</b>	2024	2	2	4	3	2	-	-	-	-	-	-	-	13	8%	13
	2023	1	3	4	3	1	3	2	2	-	1	5	2	12	▲	27

This report reflects data in the case management system. Numbers will update accordingly as reports are refreshed and posted.

# CPSS-CCMS-10.01 CASELOAD STATISTICS OF THE CIRCUIT COURTS

Prince George

January 2023 -- May 2024 Filings

Alexandria and Fairfax Circuit are not Included in State Totals

Dashboard		Monthly Filings Summary		Jan --- May Filings					
<p><b>Court:</b> Prince George Circuit  <b>Start/End Date:</b> Jan-23 / May-24  <b>2023 Average Month:</b> 188  <b>Jan-May 2023:</b> 1,092  <b>Filings Trending:</b> ▼</p>	<p><b>Circuit/Court ID:</b> 6 206149  <b>Type of Case:</b> Filings  <b>2024 Average Month:</b> 193  <b>Jan-May 2024 :</b> 964  <b>Overall AVG. Month:</b> 189</p>	<p style="text-align: center; font-weight: bold; color: white;">Jan 23 - May 24</p>		<table style="margin: auto;"> <tr> <td style="text-align: center; width: 50px;"><b>964</b></td> <td style="text-align: center; width: 50px;"><b>1,092</b></td> </tr> <tr> <td style="text-align: center; width: 50px;">2024</td> <td style="text-align: center; width: 50px;">2023</td> </tr> </table>		<b>964</b>	<b>1,092</b>	2024	2023
<b>964</b>	<b>1,092</b>								
2024	2023								

Filings by Division																
Divisions		Jan	Feb	Mar	Apr	May	Jun	Jul	Aug	Sep	Oct	Nov	Dec	Thru May	% Change	Total
<b>Total</b>	2024	166	180	249	164	205	-	-	-	-	-	-	-	964	-12%	964
	2023	255	209	275	151	202	176	162	142	158	167	180	177	1,092	▼	2,254
<b>Civil</b>	2024	16	24	30	28	21	-	-	-	-	-	-	-	119	2%	119
	2023	28	15	32	24	18	23	18	15	16	15	26	30	117	▲	260
<b>Criminal</b>	2024	53	79	133	42	113	-	-	-	-	-	-	-	420	-8%	420
	2023	105	87	115	48	102	60	74	62	84	74	82	88	457	▼	981
<b>Concealed Handgun Permits</b>	2024	80	57	71	74	56	-	-	-	-	-	-	-	338	-25%	338
	2023	113	97	106	71	64	79	60	50	47	66	61	46	451	▼	860
<b>Miscellaneous/Other</b>	2024	8	15	15	19	15	-	-	-	-	-	-	-	72	7%	72
	2023	9	10	22	8	18	14	10	14	11	12	11	13	67	▲	152
<b>Others</b>	2024	9	5	-	1	-	-	-	-	-	-	-	-	15	15	15
	2023	-	-	-	-	-	-	-	1	-	-	-	-	0	↔	1

Filings by Case Category																
Case Categories		Jan	Feb	Mar	Apr	May	Jun	Jul	Aug	Sep	Oct	Nov	Dec	Thru May	% Change	Total
<b>Contested Divorce</b>	2024	2	5	3	3	3	-	-	-	-	-	-	-	16	-16%	16
	2023	3	1	4	9	2	2	4	5	3	2	2	1	19	▼	38
<b>Domestic and Family - Level 1</b>	2024	1	3	5	4	-	-	-	-	-	-	-	-	13	18%	13
	2023	3	1	2	5	-	5	3	1	1	3	5	9	11	▲	38
<b>Domestic and Family - Level 2</b>	2024	1	-	1	-	-	-	-	-	-	-	-	-	2	-60%	2
	2023	3	1	1	-	-	1	-	-	-	-	1	2	5	▼	9
<b>Felonies and Related Matters</b>	2024	32	37	74	29	82	-	-	-	-	-	-	-	254	-3%	254
	2023	51	44	74	27	65	39	53	42	57	49	57	60	261	▼	618
<b>General Civil - Level 1</b>	2024	-	1	-	-	-	-	-	-	-	-	-	-	1	-50%	1
	2023	-	-	-	-	2	1	-	-	2	-	1	-	2	▼	6
<b>General Civil - Level 2</b>	2024	2	6	6	6	8	-	-	-	-	-	-	-	28	27%	28
	2023	5	4	6	1	6	6	3	1	3	4	5	8	22	▲	52
<b>General Civil - Level 3</b>	2024	4	-	1	4	2	-	-	-	-	-	-	-	11	-39%	11
	2023	9	2	5	-	2	5	4	3	1	4	3	1	18	▼	39
<b>Miscellaneous Civil</b>	2024	88	71	86	92	70	-	-	-	-	-	-	-	407	-21%	407
	2023	122	106	127	79	78	92	70	64	57	75	71	59	512	▼	1,000
<b>Misdemeanor</b>	2024	17	35	54	10	27	-	-	-	-	-	-	-	143	-20%	143
	2023	49	40	38	17	34	19	16	14	24	22	23	22	178	▼	318
<b>Other</b>	2024	9	5	1	1	1	-	-	-	-	-	-	-	17	467%	17
	2023	2	-	-	-	1	-	-	1	-	-	-	1	3	▲	5
<b>Other Criminally Related Matters</b>	2024	4	7	6	7	4	-	-	-	-	-	-	-	28	47%	28
	2023	5	3	3	4	4	3	5	6	3	3	2	7	19	▲	48
<b>Probates/Wills &amp; Trusts - Level 1</b>	2024	-	-	2	-	-	-	-	-	-	-	-	-	2	100%	2
	2023	-	1	-	-	-	-	-	-	-	-	-	-	1	▲	1
<b>Probates/Wills &amp; Trusts - Level 2</b>	2024	-	3	1	1	1	-	-	-	-	-	-	-	6	50%	6
	2023	-	2	-	1	1	-	-	1	-	-	-	1	4	▲	6
<b>Protective Orders</b>	2024	-	1	-	1	-	-	-	-	-	-	-	-	2	2	2
	2023	-	-	-	-	-	-	-	-	-	-	-	3	0	↔	3
<b>Uncontested Divorce</b>	2024	6	6	9	6	7	-	-	-	-	-	-	-	34	-8%	34
	2023	3	4	15	8	7	3	4	4	7	5	10	3	37	▼	73

This report reflects data in the case management system. Numbers will update accordingly as reports are refreshed and posted.



# CPSS-CCMS-10.01 CASELOAD STATISTICS OF THE CIRCUIT COURTS

January 2023 -- May 2024 Filings

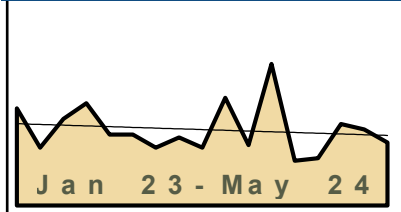
Alexandria and Fairfax Circuit are not Included in State Totals

## Dashboard

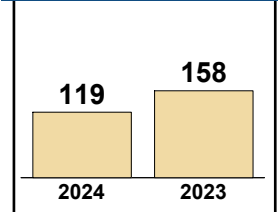
**Court:** Surry Circuit  
**Start/End Date:** Jan-23 / May-24  
**2023 Average Month:** 31  
**Jan-May 2023:** 158  
**Filings Trending:** ▼

**Circuit/Court ID:** 6 206181  
**Type of Case:** Filings  
**2024 Average Month:** 24  
**Jan-May 2024 :** 119  
**Overall AVG. Month:** 29

## Monthly Filings Summary



## Jan --- May Filings



## Filings by Division

Divisions		Jan	Feb	Mar	Apr	May	Jun	Jul	Aug	Sep	Oct	Nov	Dec	Thru May	% Change	Total
<b>Total</b>	2024	17	18	31	29	24	-	-	-	-	-	-	-	119	-25%	119
	2023	37	22	33	39	27	27	22	26	22	41	23	54	158	▼	373
<b>Civil</b>	2024	1	2	6	4	2	-	-	-	-	-	-	-	15	0%	15
	2023	3	-	3	6	3	3	2	3	3	3	1	2	15	↔	32
<b>Criminal</b>	2024	-	1	2	-	2	-	-	-	-	-	-	-	5	-82%	5
	2023	2	8	8	2	8	7	3	9	4	21	1	30	28	▼	103
<b>Concealed Handgun Permits</b>	2024	14	14	14	21	15	-	-	-	-	-	-	-	78	-21%	78
	2023	28	12	20	27	12	11	12	11	13	13	12	16	99	▼	187
<b>Miscellaneous/ Other</b>	2024	2	1	9	4	5	-	-	-	-	-	-	-	21	31%	21
	2023	4	2	2	4	4	6	5	3	2	4	9	6	16	▲	51

## Filings by Case Category

Case Categories		Jan	Feb	Mar	Apr	May	Jun	Jul	Aug	Sep	Oct	Nov	Dec	Thru May	% Change	Total
<b>Administrative Law</b>	2024	-	-	-	1	-	-	-	-	-	-	-	-	1	1	1
	2023	-	-	-	-	-	-	-	-	-	-	-	-	0	↔	0
<b>Contested Divorce</b>	2024	-	-	-	-	-	-	-	-	-	-	-	-	0	0	0
	2023	-	-	-	-	-	-	-	-	-	1	-	-	0	↔	1
<b>Domestic and Family - Level 1</b>	2024	-	-	-	-	1	-	-	-	-	-	-	-	1	-50%	1
	2023	-	-	2	-	-	-	-	1	-	1	-	1	2	▼	5
<b>Domestic and Family - Level 2</b>	2024	-	-	-	2	1	-	-	-	-	-	-	-	3	3	3
	2023	-	-	-	-	-	1	-	-	-	-	-	-	0	↔	1
<b>Felonies and Related Matters</b>	2024	-	-	1	-	2	-	-	-	-	-	-	-	3	-86%	3
	2023	2	7	6	-	7	4	-	4	1	15	-	27	22	▼	73
<b>General Civil - Level 1</b>	2024	-	-	-	1	-	-	-	-	-	-	-	-	1	1	1
	2023	-	-	-	-	-	-	-	-	-	-	-	-	0	↔	0
<b>General Civil - Level 2</b>	2024	-	2	6	-	1	-	-	-	-	-	-	-	9	50%	9
	2023	1	-	1	4	-	1	1	-	-	-	1	-	6	▲	9
<b>General Civil - Level 3</b>	2024	-	-	1	1	-	-	-	-	-	-	-	-	2	-50%	2
	2023	1	-	-	2	1	1	-	1	-	1	1	1	4	▼	9
<b>Miscellaneous Civil</b>	2024	16	15	20	23	19	-	-	-	-	-	-	-	93	-16%	93
	2023	31	14	22	29	15	17	17	13	15	17	20	22	111	▼	232
<b>Misdemeanor</b>	2024	-	-	1	-	-	-	-	-	-	-	-	-	1	-80%	1
	2023	-	1	2	1	1	3	3	4	3	6	1	2	5	▼	27
<b>Other</b>	2024	-	-	-	1	-	-	-	-	-	-	-	-	1	0%	1
	2023	-	-	-	1	-	-	-	-	-	-	-	-	1	↔	1
<b>Other Criminally Related Matters</b>	2024	-	1	-	-	-	-	-	-	-	-	-	-	1	0%	1
	2023	-	-	-	1	-	-	-	1	-	-	-	1	1	↔	3
<b>Probates/Wills &amp; Trusts - Level 2</b>	2024	-	-	-	-	-	-	-	-	-	-	-	-	0	-100%	0
	2023	1	-	-	-	-	-	-	-	-	-	-	-	1	▼	1
<b>Protective Orders</b>	2024	-	-	-	-	-	-	-	-	-	-	-	-	0	0	0
	2023	-	-	-	-	-	-	-	1	-	-	-	-	0	↔	1
<b>Uncontested Divorce</b>	2024	1	-	2	-	-	-	-	-	-	-	-	-	3	-40%	3
	2023	1	-	-	1	3	-	1	1	3	-	-	-	5	▼	10

This report reflects data in the case management system. Numbers will update accordingly as reports are refreshed and posted.

Dashboard		Monthly Filings Summary		Jan --- May Filings	
<p><b>Court:</b> Sussex Circuit  <b>Start/End Date:</b> Jan-23 / May-24  <b>2023 Average Month:</b> 62  <b>Jan-May 2023:</b> 361  <b>Filings Trending:</b> ▼</p>	<p><b>Circuit/Court ID:</b> 6 206183  <b>Type of Case:</b> Filings  <b>2024 Average Month:</b> 60  <b>Jan-May 2024 :</b> 298  <b>Overall AVG. Month:</b> 61</p>	<p style="text-align: center; font-weight: bold; font-size: 1.2em;">Jan 23 - May 24</p>		<p style="text-align: center; font-weight: bold; font-size: 1.2em;">298      361</p> <p style="text-align: center;">2024      2023</p>	

Filings by Division																
Divisions		Jan	Feb	Mar	Apr	May	Jun	Jul	Aug	Sep	Oct	Nov	Dec	Thru May	% Change	Total
<b>Total</b>	2024	44	54	59	63	78	-	-	-	-	-	-	-	298	-17%	298
	2023	70	73	67	85	66	58	45	75	37	59	39	68	361	▼	742
<b>Civil</b>	2024	4	1	7	5	4	-	-	-	-	-	-	-	21	-32%	21
	2023	4	1	6	8	12	3	3	2	4	7	1	4	31	▼	55
<b>Criminal</b>	2024	21	29	21	29	52	-	-	-	-	-	-	-	152	-23%	152
	2023	31	50	32	56	28	34	27	48	17	32	5	38	197	▼	398
<b>Concealed Handgun Permits</b>	2024	16	18	16	20	17	-	-	-	-	-	-	-	87	-15%	87
	2023	26	18	22	15	21	16	9	20	11	16	26	19	102	▼	219
<b>Miscellaneous/ Other</b>	2024	3	6	15	9	5	-	-	-	-	-	-	-	38	23%	38
	2023	9	4	7	6	5	5	6	5	5	4	7	7	31	▲	70

Filings by Case Category																
Case Categories		Jan	Feb	Mar	Apr	May	Jun	Jul	Aug	Sep	Oct	Nov	Dec	Thru May	% Change	Total
<b>Administrative Law</b>	2024	-	-	1	-	-	-	-	-	-	-	-	-	1	1	1
	2023	-	-	-	-	-	-	-	1	-	-	-	-	0	↔	1
<b>Contested Divorce</b>	2024	-	-	2	2	-	-	-	-	-	-	-	-	4	100%	4
	2023	-	-	1	1	-	-	2	-	-	2	-	1	2	▲	7
<b>Domestic and Family - Level 1</b>	2024	-	-	1	-	-	-	-	-	-	-	-	-	1	0%	1
	2023	1	-	-	-	-	-	-	-	2	3	-	-	1	↔	6
<b>Domestic and Family - Level 2</b>	2024	-	-	-	-	-	-	-	-	-	-	-	-	0	-100%	0
	2023	-	-	-	-	2	-	-	-	-	-	-	-	2	▼	2
<b>Felonies and Related Matters</b>	2024	18	13	14	16	48	-	-	-	-	-	-	-	109	-19%	109
	2023	26	26	21	43	18	19	25	35	13	20	3	17	134	▼	266
<b>General Civil - Level 1</b>	2024	-	-	-	-	-	-	-	-	-	-	-	-	0	0	0
	2023	-	-	-	-	-	-	-	1	-	-	-	-	0	↔	1
<b>General Civil - Level 2</b>	2024	-	1	6	2	3	-	-	-	-	-	-	-	12	-8%	12
	2023	1	-	4	4	4	3	1	-	-	2	-	-	13	▼	19
<b>General Civil - Level 3</b>	2024	1	1	1	-	2	-	-	-	-	-	-	-	5	25%	5
	2023	2	-	-	2	-	-	1	1	1	-	1	1	4	▲	9
<b>Miscellaneous Civil</b>	2024	19	23	26	28	19	-	-	-	-	-	-	-	115	-12%	115
	2023	34	22	29	19	26	20	13	24	16	18	33	25	130	▼	279
<b>Misdemeanor</b>	2024	3	7	4	3	2	-	-	-	-	-	-	-	19	-61%	19
	2023	3	15	11	14	6	13	1	7	3	5	1	16	49	▼	95
<b>Other</b>	2024	-	-	-	1	-	-	-	-	-	-	-	-	1	-50%	1
	2023	-	1	-	-	1	-	-	-	-	-	-	-	2	▼	2
<b>Other Criminally Related Matters</b>	2024	-	9	3	10	2	-	-	-	-	-	-	-	24	60%	24
	2023	2	9	-	-	4	2	1	6	1	7	1	5	15	▲	38
<b>Probates/Wills &amp; Trusts - Level 2</b>	2024	-	-	-	-	-	-	-	-	-	-	-	-	0	0	0
	2023	-	-	-	-	-	-	1	-	-	-	-	1	0	↔	2
<b>Uncontested Divorce</b>	2024	3	-	1	1	2	-	-	-	-	-	-	-	7	-22%	7
	2023	1	-	1	2	5	1	-	-	1	2	-	2	9	▼	15

Dashboard		Monthly Filings Summary		Jan --- May Filings					
<p><b>Court:</b> Hopewell Circuit  <b>Start/End Date:</b> Jan-23 / May-24  <b>2023 Average Month:</b> 129  <b>Jan-May 2023:</b> 621  <b>Filings Trending:</b> ▲</p>	<p><b>Circuit/Court ID:</b> 6 206670  <b>Type of Case:</b> Filings  <b>2024 Average Month:</b> 135  <b>Jan-May 2024 :</b> 676  <b>Overall AVG. Month:</b> 131</p>	<p style="text-align: center; font-weight: bold; font-size: 1.2em;">Jan 23 - May 24</p>		<table border="1" style="margin: auto; border-collapse: collapse;"> <tr> <td style="text-align: center; font-weight: bold; font-size: 1.5em;">676</td> <td style="text-align: center; font-weight: bold; font-size: 1.5em;">621</td> </tr> <tr> <td style="text-align: center; font-weight: bold;">2024</td> <td style="text-align: center; font-weight: bold;">2023</td> </tr> </table>		676	621	2024	2023
676	621								
2024	2023								

Filings by Division																
Divisions		Jan	Feb	Mar	Apr	May	Jun	Jul	Aug	Sep	Oct	Nov	Dec	Thru May	% Change	Total
<b>Total</b>	2024	127	176	133	99	141	-	-	-	-	-	-	-	676	9%	676
	2023	103	111	160	131	116	147	102	134	120	139	126	159	621	▲	1,548
<b>Civil</b>	2024	23	20	12	14	24	-	-	-	-	-	-	-	93	6%	93
	2023	10	20	14	14	30	14	15	30	21	8	21	18	88	▲	215
<b>Criminal</b>	2024	57	105	71	48	70	-	-	-	-	-	-	-	351	21%	351
	2023	45	40	90	65	50	100	65	62	72	95	84	113	290	▲	881
<b>Concealed Handgun Permits</b>	2024	43	36	37	23	32	-	-	-	-	-	-	-	171	-6%	171
	2023	37	36	34	45	30	21	14	28	22	25	15	21	182	▼	328
<b>Miscellaneous/Other</b>	2024	4	15	13	14	15	-	-	-	-	-	-	-	61	3%	61
	2023	10	15	22	7	5	12	8	14	5	11	6	6	59	▲	121
<b>Others</b>	2024	-	-	-	-	-	-	-	-	-	-	-	-	0	-100%	0
	2023	1	-	-	-	1	-	-	-	-	-	-	1	2	▼	3

Filings by Case Category																
Case Categories		Jan	Feb	Mar	Apr	May	Jun	Jul	Aug	Sep	Oct	Nov	Dec	Thru May	% Change	Total
<b>Capital Murder</b>	2024	1	-	-	-	-	-	-	-	-	-	-	-	1	1	1
	2023	-	-	-	-	-	-	-	-	-	-	-	-	0	↔	0
<b>Contested Divorce</b>	2024	2	1	1	1	2	-	-	-	-	-	-	-	7	17%	7
	2023	1	-	-	2	3	-	1	6	2	-	1	-	6	▲	16
<b>Domestic and Family - Level 1</b>	2024	3	-	1	-	11	-	-	-	-	-	-	-	15	0%	15
	2023	3	-	1	2	9	3	5	7	4	-	4	2	15	↔	40
<b>Domestic and Family - Level 2</b>	2024	-	2	-	2	-	-	-	-	-	-	-	-	4	-50%	4
	2023	1	2	2	3	-	2	2	1	2	-	4	1	8	▼	20
<b>Felonies and Related Matters</b>	2024	36	63	39	33	41	-	-	-	-	-	-	-	212	0%	212
	2023	34	33	67	52	27	58	39	48	52	70	64	65	213	▼	609
<b>General Civil - Level 1</b>	2024	-	1	1	-	-	-	-	-	-	-	-	-	2	0%	2
	2023	-	1	-	-	1	1	-	1	1	-	-	-	2	↔	5
<b>General Civil - Level 2</b>	2024	5	5	2	3	4	-	-	-	-	-	-	-	19	27%	19
	2023	2	6	2	1	4	1	3	3	3	3	2	2	15	▲	32
<b>General Civil - Level 3</b>	2024	10	6	2	3	2	-	-	-	-	-	-	-	23	53%	23
	2023	1	3	4	1	6	-	2	4	5	3	7	6	15	▲	42
<b>Miscellaneous Civil</b>	2024	47	51	50	37	47	-	-	-	-	-	-	-	232	-3%	232
	2023	47	50	54	52	35	33	22	42	26	33	20	27	238	▼	441
<b>Misdemeanor</b>	2024	19	41	22	14	27	-	-	-	-	-	-	-	123	78%	123
	2023	11	6	20	10	22	42	21	10	17	23	18	48	69	▲	248
<b>Other</b>	2024	1	1	2	-	-	-	-	-	-	-	-	-	4	-43%	4
	2023	2	3	-	-	2	1	-	1	-	-	-	1	7	▼	10
<b>Other Criminally Related Matters</b>	2024	2	2	10	1	2	-	-	-	-	-	-	-	17	113%	17
	2023	-	1	3	3	1	-	5	4	3	2	2	5	8	▲	29
<b>Probates/Wills &amp; Trusts - Level 2</b>	2024	1	-	-	2	1	-	-	-	-	-	-	-	4	100%	4
	2023	1	-	-	-	1	-	1	-	-	1	-	-	2	▲	4
<b>Protective Orders</b>	2024	-	-	-	2	-	-	-	-	-	-	-	-	2	-50%	2
	2023	-	2	1	-	1	-	-	1	1	2	-	-	4	▼	8
<b>Uncontested Divorce</b>	2024	-	3	3	1	4	-	-	-	-	-	-	-	11	-42%	11
	2023	-	4	6	5	4	6	1	6	4	2	4	2	19	▼	44

This report reflects data in the case management system. Numbers will update accordingly as reports are refreshed and posted.

Dashboard		Monthly Filings Summary		Jan --- May Filings					
<p><b>Court:</b> Newport News Circuit  <b>Start/End Date:</b> Jan-23 / May-24  <b>2023 Average Month:</b> 921  <b>Jan-May 2023:</b> 4,598  <b>Filings Trending:</b> ▲</p>	<p><b>Circuit/Court ID:</b> 7 207700  <b>Type of Case:</b> Filings  <b>2024 Average Month:</b> 948  <b>Jan-May 2024 :</b> 4,740  <b>Overall AVG. Month:</b> 929</p>	<p style="font-weight: bold; font-size: 1.2em;">Jan 23 - May 24</p>		<table border="1" style="margin: auto;"> <tr> <td style="width: 50%; text-align: center;"><b>4,740</b></td> <td style="width: 50%; text-align: center;"><b>4,598</b></td> </tr> <tr> <td style="text-align: center;">2024</td> <td style="text-align: center;">2023</td> </tr> </table>		<b>4,740</b>	<b>4,598</b>	2024	2023
<b>4,740</b>	<b>4,598</b>								
2024	2023								

Filings by Division																
Divisions		Jan	Feb	Mar	Apr	May	Jun	Jul	Aug	Sep	Oct	Nov	Dec	Thru May	% Change	Total
<b>Total</b>	2024	958	866	1,096	901	919	-	-	-	-	-	-	-	4,740	3%	4,740
	2023	953	852	1,078	807	908	1,021	844	1,048	941	932	870	796	4,598	▲	11,050
<b>Civil</b>	2024	164	108	163	121	123	-	-	-	-	-	-	-	679	-4%	679
	2023	125	119	179	153	133	184	132	153	128	161	116	96	709	▼	1,679
<b>Criminal</b>	2024	357	355	408	326	486	-	-	-	-	-	-	-	1,932	11%	1,932
	2023	405	335	371	263	374	393	360	415	382	360	365	379	1,748	▲	4,402
<b>Concealed Handgun Permits</b>	2024	225	210	204	233	212	-	-	-	-	-	-	-	1,084	-10%	1,084
	2023	270	238	287	226	184	200	168	205	189	176	158	156	1,205	▼	2,457
<b>Miscellaneous/ Other</b>	2024	208	193	317	219	98	-	-	-	-	-	-	-	1,035	11%	1,035
	2023	151	160	239	165	216	243	183	275	240	234	229	165	931	▲	2,500
<b>Others</b>	2024	4	-	4	2	-	-	-	-	-	-	-	-	10	100%	10
	2023	2	-	2	-	1	1	1	-	2	1	2	-	5	▲	12

Filings by Case Category																
Case Categories		Jan	Feb	Mar	Apr	May	Jun	Jul	Aug	Sep	Oct	Nov	Dec	Thru May	% Change	Total
<b>Administrative Law</b>	2024	1	-	-	1	-	-	-	-	-	-	-	-	2	-33%	2
	2023	1	-	-	1	1	-	1	-	-	1	-	-	3	▼	5
<b>Capital Murder</b>	2024	-	-	-	-	-	-	-	-	-	-	-	-	0	-100%	0
	2023	1	-	-	-	-	-	-	-	-	-	-	-	1	▼	1
<b>Contested Divorce</b>	2024	16	14	19	18	9	-	-	-	-	-	-	-	76	-8%	76
	2023	10	18	23	13	19	13	14	13	13	17	11	11	83	▼	175
<b>Domestic and Family - Level 1</b>	2024	33	2	14	6	10	-	-	-	-	-	-	-	65	-38%	65
	2023	14	17	35	19	19	36	22	11	18	40	11	4	104	▼	246
<b>Domestic and Family - Level 2</b>	2024	2	6	6	4	4	-	-	-	-	-	-	-	22	-35%	22
	2023	9	8	4	7	6	12	12	11	1	11	6	3	34	▼	90
<b>Felonies and Related Matters</b>	2024	176	156	235	149	198	-	-	-	-	-	-	-	914	0%	914
	2023	215	185	204	137	171	176	190	199	187	163	173	190	912	▲	2,190
<b>General Civil - Level 1</b>	2024	3	3	4	3	7	-	-	-	-	-	-	-	20	-9%	20
	2023	3	8	5	4	2	4	1	6	3	7	2	-	22	▼	45
<b>General Civil - Level 2</b>	2024	45	32	47	33	40	-	-	-	-	-	-	-	197	43%	197
	2023	21	28	31	37	21	42	35	36	43	34	29	24	138	▲	381
<b>General Civil - Level 3</b>	2024	44	18	43	46	17	-	-	-	-	-	-	-	168	3%	168
	2023	32	28	38	34	31	30	18	17	37	28	34	32	163	▲	359
<b>Miscellaneous Civil</b>	2024	358	353	438	383	303	-	-	-	-	-	-	-	1,835	5%	1,835
	2023	342	337	407	330	325	358	293	406	335	316	307	281	1,741	▲	4,037
<b>Misdemeanor</b>	2024	88	90	127	96	122	-	-	-	-	-	-	-	523	7%	523
	2023	119	87	110	68	103	79	73	118	92	92	101	97	487	▲	1,139
<b>Other</b>	2024	63	43	53	42	9	-	-	-	-	-	-	-	210	-32%	210
	2023	66	43	97	41	64	67	47	71	70	75	66	21	311	▼	728
<b>Other Criminally Related Matters</b>	2024	93	118	52	81	166	-	-	-	-	-	-	-	510	35%	510
	2023	87	64	59	66	101	143	100	112	112	108	92	92	377	▲	1,136
<b>Probates/Wills &amp; Trusts - Level 1</b>	2024	-	2	2	-	-	-	-	-	-	-	-	-	4	300%	4
	2023	1	-	-	-	-	1	2	1	2	2	-	-	1	▲	9
<b>Probates/Wills &amp; Trusts - Level 2</b>	2024	6	3	8	9	10	-	-	-	-	-	-	-	36	29%	36
	2023	-	2	13	8	5	12	5	6	4	4	5	9	28	▲	73
<b>Protective Orders</b>	2024	-	-	2	-	-	-	-	-	-	-	-	-	2	2	2
	2023	-	-	-	-	-	-	-	-	-	-	-	-	0	↔	0
<b>Uncontested Divorce</b>	2024	30	26	46	30	24	-	-	-	-	-	-	-	156	-19%	156
	2023	32	27	52	42	40	48	31	41	24	34	33	32	193	▼	436

# CPSS-CCMS-10.01 CASELOAD STATISTICS OF THE CIRCUIT COURTS

Hampton

January 2023 -- May 2024 Filings

Alexandria and Fairfax Circuit are not Included in State Totals

Dashboard		Monthly Filings Summary		Jan --- May Filings	
<b>Court:</b> Hampton Circuit	<b>Circuit/Court ID:</b> 8 208650				
<b>Start/End Date:</b> Jan-23 / May-24	<b>Type of Case:</b> Filings				
<b>2023 Average Month:</b> 713	<b>2024 Average Month:</b> 768				
<b>Jan-May 2023:</b> 3,657	<b>Jan-May 2024 :</b> 3,842				
<b>Filings Trending:</b> ▲	<b>Overall AVG. Month:</b> 730				

Filings by Division																
Divisions		Jan	Feb	Mar	Apr	May	Jun	Jul	Aug	Sep	Oct	Nov	Dec	Thru May	% Change	Total
<b>Total</b>	2024	715	707	852	765	803	-	-	-	-	-	-	-	3,842	5%	3,842
	2023	625	631	921	664	816	707	756	776	697	803	632	533	3,657	▲	8,561
<b>Civil</b>	2024	109	109	117	120	184	-	-	-	-	-	-	-	639	-5%	639
	2023	106	109	181	117	159	107	112	166	127	107	120	98	672	▼	1,509
<b>Criminal</b>	2024	291	293	384	341	332	-	-	-	-	-	-	-	1,641	24%	1,641
	2023	208	212	354	246	302	336	350	297	325	434	288	231	1,322	▲	3,583
<b>Concealed Handgun Permits</b>	2024	203	185	209	175	153	-	-	-	-	-	-	-	925	-10%	925
	2023	227	188	238	185	192	137	176	176	141	141	141	110	1,030	▼	2,052
<b>Miscellaneous/ Other</b>	2024	112	119	142	129	134	-	-	-	-	-	-	-	636	1%	636
	2023	84	121	147	116	163	126	118	135	103	120	82	94	631	▲	1,409
<b>Others</b>	2024	-	1	-	-	-	-	-	-	-	-	-	-	1	-50%	1
	2023	-	1	1	-	-	1	-	2	1	1	1	-	2	▼	8

Filings by Case Category																
Case Categories		Jan	Feb	Mar	Apr	May	Jun	Jul	Aug	Sep	Oct	Nov	Dec	Thru May	% Change	Total
<b>Administrative Law</b>	2024	-	-	-	2	1	-	-	-	-	-	-	-	3	50%	3
	2023	1	-	-	1	-	-	-	-	-	-	1	-	2	▲	4
<b>Capital Murder</b>	2024	1	-	1	-	-	-	-	-	-	-	-	-	2	2	2
	2023	-	-	-	-	-	-	-	-	1	-	-	-	0	↔	1
<b>Contested Divorce</b>	2024	8	14	19	10	13	-	-	-	-	-	-	-	64	-12%	64
	2023	8	12	17	18	18	10	12	25	15	16	11	3	73	▼	165
<b>Domestic and Family - Level 1</b>	2024	21	17	16	13	52	-	-	-	-	-	-	-	119	68%	119
	2023	12	4	25	18	12	17	4	9	25	10	20	9	71	▲	165
<b>Domestic and Family - Level 2</b>	2024	4	2	2	4	4	-	-	-	-	-	-	-	16	45%	16
	2023	3	1	7	-	-	6	5	5	4	2	2	2	11	▲	37
<b>Felonies and Related Matters</b>	2024	133	130	133	170	154	-	-	-	-	-	-	-	720	12%	720
	2023	112	80	186	119	144	122	170	128	148	138	128	92	641	▲	1,567
<b>General Civil - Level 1</b>	2024	1	-	1	1	2	-	-	-	-	-	-	-	5	-17%	5
	2023	1	1	1	1	2	1	-	1	-	1	1	-	6	▼	10
<b>General Civil - Level 2</b>	2024	21	20	26	29	42	-	-	-	-	-	-	-	138	-10%	138
	2023	39	22	38	26	29	21	25	33	29	23	28	24	154	▼	337
<b>General Civil - Level 3</b>	2024	14	9	13	14	22	-	-	-	-	-	-	-	72	-39%	72
	2023	13	25	23	21	36	14	18	38	17	21	10	17	118	▼	253
<b>Miscellaneous Civil</b>	2024	257	236	282	236	226	-	-	-	-	-	-	-	1,237	-8%	1,237
	2023	267	239	299	246	297	196	231	244	190	199	190	151	1,348	▼	2,749
<b>Misdemeanor</b>	2024	93	80	157	88	96	-	-	-	-	-	-	-	514	34%	514
	2023	52	88	94	77	74	83	74	101	93	129	112	53	385	▲	1,030
<b>Other</b>	2024	55	72	67	70	64	-	-	-	-	-	-	-	328	5%	328
	2023	41	70	84	58	59	66	60	69	53	61	42	53	312	▲	716
<b>Other Criminally Related Matters</b>	2024	82	87	102	84	88	-	-	-	-	-	-	-	443	26%	443
	2023	47	57	95	53	100	135	128	85	90	174	50	93	352	▲	1,107
<b>Probates/Wills &amp; Trusts - Level 1</b>	2024	1	-	-	-	1	-	-	-	-	-	-	-	2	-33%	2
	2023	-	-	-	1	2	-	-	-	1	1	1	1	3	▼	7
<b>Probates/Wills &amp; Trusts - Level 2</b>	2024	4	4	4	7	10	-	-	-	-	-	-	-	29	4%	29
	2023	6	4	4	5	9	7	2	13	4	7	8	5	28	▲	74
<b>Protective Orders</b>	2024	-	-	-	-	1	-	-	-	-	-	-	-	1	1	1
	2023	-	-	-	-	-	-	-	-	-	-	-	1	0	↔	1
<b>Uncontested Divorce</b>	2024	20	36	29	37	27	-	-	-	-	-	-	-	149	-3%	149
	2023	23	28	48	20	34	29	27	25	27	20	29	28	153	▼	338

This report reflects data in the case management system. Numbers will update accordingly as reports are refreshed and posted.




Dashboard

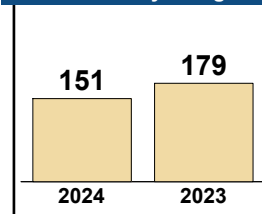
**Court:** Charles City Circuit  
**Start/End Date:** Jan-23 / May-24  
**2023 Average Month:** 33  
**Jan-May 2023:** 179  
**Filings Trending:** ▼

**Circuit/Court ID:** 9 209036  
**Type of Case:** Filings  
**2024 Average Month:**30  
**Jan-May 2024 :** 151  
**Overall AVG. Month:** 32

Monthly Filings Summary



Jan --- May Filings


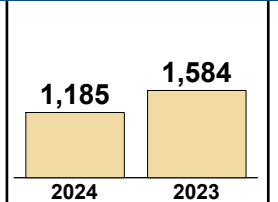


Filings by Division

Divisions		Jan	Feb	Mar	Apr	May	Jun	Jul	Aug	Sep	Oct	Nov	Dec	Thru May	% Change	Total
<b>Total</b>	2024	37	29	29	31	25	-	-	-	-	-	-	-	151	-16%	151
	2023	32	36	43	35	33	37	23	22	22	32	35	40	179	▼	390
<b>Civil</b>	2024	6	2	5	1	3	-	-	-	-	-	-	-	17	-6%	17
	2023	2	1	5	4	6	4	4	2	2	4	4	7	18	▼	45
<b>Criminal</b>	2024	2	3	4	6	9	-	-	-	-	-	-	-	24	-29%	24
	2023	5	4	5	14	6	18	4	5	4	4	7	7	34	▼	83
<b>Concealed Handgun Permits</b>	2024	23	15	12	20	5	-	-	-	-	-	-	-	75	-25%	75
	2023	21	25	24	15	15	10	12	9	7	16	9	15	100	▼	178
<b>Miscellaneous/ Other</b>	2024	6	9	8	4	8	-	-	-	-	-	-	-	35	30%	35
	2023	4	6	9	2	6	5	3	6	9	8	15	11	27	▲	84

Filings by Case Category

Case Categories		Jan	Feb	Mar	Apr	May	Jun	Jul	Aug	Sep	Oct	Nov	Dec	Thru May	% Change	Total
<b>Administrative Law</b>	2024	-	-	-	-	-	-	-	-	-	-	-	-	0	0	0
	2023	-	-	-	-	-	-	-	1	-	1	-	-	0	↔	2
<b>Capital Murder</b>	2024	-	-	-	-	-	-	-	-	-	-	-	-	0	0	0
	2023	-	-	-	-	-	1	-	-	-	-	-	-	0	↔	1
<b>Contested Divorce</b>	2024	-	-	-	1	-	-	-	-	-	-	-	-	1	-50%	1
	2023	-	-	1	-	1	-	-	1	1	-	-	-	2	▼	4
<b>Domestic and Family - Level 1</b>	2024	-	-	-	-	1	-	-	-	-	-	-	-	1	0%	1
	2023	-	-	-	1	-	-	-	-	-	1	-	-	1	↔	2
<b>Domestic and Family - Level 2</b>	2024	-	-	-	-	1	-	-	-	-	-	-	-	1	-50%	1
	2023	-	-	1	1	-	-	-	-	-	-	-	1	2	▼	3
<b>Felonies and Related Matters</b>	2024	-	2	2	1	5	-	-	-	-	-	-	-	10	-64%	10
	2023	3	4	5	13	3	17	3	2	4	2	1	4	28	▼	61
<b>General Civil - Level 1</b>	2024	1	-	-	-	-	-	-	-	-	-	-	-	1	0%	1
	2023	-	-	-	-	1	-	-	-	-	-	-	-	1	↔	1
<b>General Civil - Level 2</b>	2024	4	1	-	-	1	-	-	-	-	-	-	-	6	-14%	6
	2023	1	1	1	1	3	2	3	-	1	1	-	3	7	▼	17
<b>General Civil - Level 3</b>	2024	-	-	4	1	-	-	-	-	-	-	-	-	5	400%	5
	2023	-	1	-	-	-	-	1	-	-	1	-	1	1	▲	4
<b>Miscellaneous Civil</b>	2024	28	18	14	23	10	-	-	-	-	-	-	-	93	-24%	93
	2023	25	29	33	16	20	12	14	12	13	18	24	18	123	▼	234
<b>Misdemeanor</b>	2024	2	1	1	3	2	-	-	-	-	-	-	-	9	125%	9
	2023	1	-	-	1	2	-	1	3	-	2	2	3	4	▲	15
<b>Other</b>	2024	1	6	4	-	2	-	-	-	-	-	-	-	13	333%	13
	2023	-	1	-	1	1	3	1	3	2	6	-	8	3	▲	26
<b>Other Criminally Related Matters</b>	2024	-	-	4	2	2	-	-	-	-	-	-	-	8	300%	8
	2023	1	-	-	-	1	-	-	-	-	-	4	-	2	▲	6
<b>Probates/Wills &amp; Trusts - Level 2</b>	2024	-	1	-	-	-	-	-	-	-	-	-	-	1	0%	1
	2023	1	-	-	-	-	-	-	-	-	-	-	-	1	↔	1
<b>Uncontested Divorce</b>	2024	1	-	-	-	1	-	-	-	-	-	-	-	2	-50%	2
	2023	-	-	2	1	1	2	-	-	1	-	4	2	4	▼	13

Dashboard		Monthly Filings Summary		Jan --- May Filings	
<p><b>Court:</b> Gloucester Circuit  <b>Start/End Date:</b> Jan-23 / May-24  <b>2023 Average Month:</b> 273  <b>Jan-May 2023:</b> 1,584  <b>Filings Trending:</b> ▼</p>	<p><b>Circuit/Court ID:</b> 9 209073  <b>Type of Case:</b> Filings  <b>2024 Average Month:</b> 237  <b>Jan-May 2024 :</b> 1,185  <b>Overall AVG. Month:</b> 262</p>				

Filings by Division																
Divisions		Jan	Feb	Mar	Apr	May	Jun	Jul	Aug	Sep	Oct	Nov	Dec	Thru May	% Change	Total
<b>Total</b>	2024	256	216	246	232	235	-	-	-	-	-	-	-	1,185	-25%	1,185
	2023	419	233	392	229	311	240	251	232	262	245	253	208	1,584	▼	3,275
<b>Civil</b>	2024	27	35	37	49	46	-	-	-	-	-	-	-	194	36%	194
	2023	31	27	32	28	25	28	16	47	39	31	29	39	143	▲	372
<b>Criminal</b>	2024	87	63	63	80	72	-	-	-	-	-	-	-	365	-36%	365
	2023	188	47	126	51	161	56	99	52	90	80	102	52	573	▼	1,104
<b>Concealed Handgun Permits</b>	2024	81	69	97	67	65	-	-	-	-	-	-	-	379	-28%	379
	2023	119	93	144	91	79	94	72	62	79	58	62	80	526	▼	1,033
<b>Miscellaneous/ Other</b>	2024	60	49	48	35	52	-	-	-	-	-	-	-	244	-29%	244
	2023	81	66	90	59	46	62	64	71	54	76	60	37	342	▼	766
<b>Others</b>	2024	1	-	1	1	-	-	-	-	-	-	-	-	3	3	3
	2023	-	-	-	-	-	-	-	-	-	-	-	-	0	↔	0

Filings by Case Category																
Case Categories		Jan	Feb	Mar	Apr	May	Jun	Jul	Aug	Sep	Oct	Nov	Dec	Thru May	% Change	Total
<b>Administrative Law</b>	2024	-	-	-	1	-	-	-	-	-	-	-	-	1	1	1
	2023	-	-	-	-	-	-	-	-	-	-	-	-	0	↔	0
<b>Contested Divorce</b>	2024	4	6	7	9	7	-	-	-	-	-	-	-	33	83%	33
	2023	5	5	2	3	3	-	2	5	2	2	5	5	18	▲	39
<b>Domestic and Family - Level 1</b>	2024	2	1	4	10	14	-	-	-	-	-	-	-	31	138%	31
	2023	1	2	6	4	-	4	4	5	2	7	2	10	13	▲	47
<b>Domestic and Family - Level 2</b>	2024	3	2	2	6	4	-	-	-	-	-	-	-	17	113%	17
	2023	2	1	2	-	3	1	-	6	6	4	1	3	8	▲	29
<b>Felonies and Related Matters</b>	2024	57	42	49	40	53	-	-	-	-	-	-	-	241	-46%	241
	2023	153	38	95	24	133	28	64	35	67	48	76	34	443	▼	795
<b>General Civil - Level 1</b>	2024	-	-	-	-	-	-	-	-	-	-	-	-	0	-100%	0
	2023	-	-	-	1	2	-	-	-	-	-	1	1	3	▼	5
<b>General Civil - Level 2</b>	2024	1	7	4	5	6	-	-	-	-	-	-	-	23	15%	23
	2023	4	3	5	4	4	6	1	7	11	5	2	6	20	▲	58
<b>General Civil - Level 3</b>	2024	2	4	4	3	4	-	-	-	-	-	-	-	17	0%	17
	2023	4	4	5	3	1	3	-	11	4	1	6	7	17	↔	49
<b>Miscellaneous Civil</b>	2024	101	86	117	78	80	-	-	-	-	-	-	-	462	-27%	462
	2023	144	114	182	106	90	110	88	83	94	81	92	93	636	▼	1,277
<b>Misdemeanor</b>	2024	24	17	12	34	14	-	-	-	-	-	-	-	101	-12%	101
	2023	30	8	26	25	26	25	35	13	19	26	22	17	115	▼	272
<b>Other</b>	2024	42	31	29	26	34	-	-	-	-	-	-	-	162	-33%	162
	2023	60	47	50	46	37	47	49	48	39	52	31	23	240	▼	529
<b>Other Criminally Related Matters</b>	2024	6	5	2	7	5	-	-	-	-	-	-	-	25	32%	25
	2023	5	2	8	2	2	3	-	4	6	6	4	1	19	▲	43
<b>Probates/Wills &amp; Trusts - Level 1</b>	2024	-	1	2	-	-	-	-	-	-	-	-	-	3	50%	3
	2023	-	-	-	2	-	-	1	-	-	-	-	-	2	▲	3
<b>Probates/Wills &amp; Trusts - Level 2</b>	2024	2	2	2	3	2	-	-	-	-	-	-	-	11	175%	11
	2023	-	1	1	1	1	1	1	1	2	4	2	1	4	▲	16
<b>Protective Orders</b>	2024	1	-	-	-	-	-	-	-	-	-	-	-	1	1	1
	2023	-	-	-	-	-	-	-	-	-	-	-	-	0	↔	0
<b>Uncontested Divorce</b>	2024	11	12	12	10	12	-	-	-	-	-	-	-	57	24%	57
	2023	11	8	10	8	9	12	6	14	10	8	9	8	46	▲	113

This report reflects data in the case management system. Numbers will update accordingly as reports are refreshed and posted.

Dashboard		Monthly Filings Summary		Jan --- May Filings			
<b>Court:</b> King & Queen Circuit <b>Start/End Date:</b> Jan-23 / May-24 <b>2023 Average Month:</b> 36 <b>Jan-May 2023:</b> 202 <b>Filings Trending:</b> ▼	<b>Circuit/Court ID:</b> 9 209097 <b>Type of Case:</b> Filings <b>2024 Average Month:</b> 39 <b>Jan-May 2024 :</b> 196 <b>Overall AVG. Month:</b> 37	<p>Jan 23 - May 24</p>	<table border="1" style="margin: auto;"> <tr> <td style="width: 50%; text-align: center;">196</td> <td style="width: 50%; text-align: center;">202</td> </tr> <tr> <td style="text-align: center;">2024</td> <td style="text-align: center;">2023</td> </tr> </table>	196	202	2024	2023
196	202						
2024	2023						

Filings by Division																
Divisions		Jan	Feb	Mar	Apr	May	Jun	Jul	Aug	Sep	Oct	Nov	Dec	Thru May	% Change	Total
<b>Total</b>	2024	46	35	34	48	33	-	-	-	-	-	-	-	196	-3%	196
	2023	45	36	48	33	40	36	28	38	24	24	40	41	202	▼	433
<b>Civil</b>	2024	3	6	4	5	3	-	-	-	-	-	-	-	21	0%	21
	2023	1	7	4	5	4	2	4	6	6	4	4	1	21	↔	48
<b>Criminal</b>	2024	8	11	5	18	7	-	-	-	-	-	-	-	49	-14%	49
	2023	10	9	18	12	8	17	6	16	8	4	11	15	57	▼	134
<b>Concealed Handgun Permits</b>	2024	20	14	17	14	16	-	-	-	-	-	-	-	81	-12%	81
	2023	24	15	24	11	18	13	13	13	9	14	20	20	92	▼	194
<b>Miscellaneous/ Other</b>	2024	13	4	3	7	7	-	-	-	-	-	-	-	34	10%	34
	2023	9	5	2	5	10	4	5	3	1	2	5	5	31	▲	56
<b>Others</b>	2024	2	-	5	4	-	-	-	-	-	-	-	-	11	1,000%	11
	2023	1	-	-	-	-	-	-	-	-	-	-	-	1	▲	1

Filings by Case Category																
Case Categories		Jan	Feb	Mar	Apr	May	Jun	Jul	Aug	Sep	Oct	Nov	Dec	Thru May	% Change	Total
<b>Administrative Law</b>	2024	-	-	-	-	-	-	-	-	-	-	-	-	0	-100%	0
	2023	-	-	-	1	-	-	-	-	-	-	-	-	-	1	▼
<b>Contested Divorce</b>	2024	-	1	-	1	-	-	-	-	-	-	-	-	2	2	2
	2023	-	-	-	-	-	-	2	-	-	-	1	-	0	↔	3
<b>Domestic and Family - Level 1</b>	2024	-	1	3	-	-	-	-	-	-	-	-	-	4	33%	4
	2023	1	1	1	-	-	1	1	-	-	-	-	-	3	▲	5
<b>Domestic and Family - Level 2</b>	2024	1	3	-	-	1	-	-	-	-	-	-	-	5	150%	5
	2023	-	1	-	-	1	-	-	2	4	-	-	-	2	▲	8
<b>Felonies and Related Matters</b>	2024	7	8	2	11	5	-	-	-	-	-	-	-	33	0%	33
	2023	5	5	10	8	5	12	1	13	5	4	7	9	33	↔	84
<b>General Civil - Level 1</b>	2024	-	-	-	-	-	-	-	-	-	-	-	-	0	-100%	0
	2023	-	-	-	-	1	-	-	1	-	-	-	-	1	▼	2
<b>General Civil - Level 2</b>	2024	4	2	1	1	1	-	-	-	-	-	-	-	9	50%	9
	2023	-	3	1	1	1	1	-	2	1	1	2	-	6	▲	13
<b>General Civil - Level 3</b>	2024	3	-	-	-	-	-	-	-	-	-	-	-	3	50%	3
	2023	-	1	-	1	-	2	-	-	-	3	-	-	2	▲	7
<b>Miscellaneous Civil</b>	2024	20	16	18	21	21	-	-	-	-	-	-	-	96	-21%	96
	2023	31	20	26	16	28	15	17	15	10	15	24	25	121	▼	242
<b>Misdemeanor</b>	2024	1	1	3	7	2	-	-	-	-	-	-	-	14	-7%	14
	2023	5	1	5	2	2	5	3	3	2	-	2	5	15	▼	35
<b>Other</b>	2024	10	-	7	6	1	-	-	-	-	-	-	-	24	1,100%	24
	2023	2	-	-	-	-	-	-	1	-	-	1	-	2	▲	4
<b>Other Criminally Related Matters</b>	2024	-	2	-	-	-	-	-	-	-	-	-	-	2	-78%	2
	2023	-	3	3	2	1	-	2	1	2	-	2	1	9	▼	17
<b>Protective Orders</b>	2024	-	-	-	1	-	-	-	-	-	-	-	-	1	1	1
	2023	-	-	-	-	-	-	-	-	-	1	-	1	0	↔	2
<b>Uncontested Divorce</b>	2024	-	1	-	-	2	-	-	-	-	-	-	-	3	-57%	3
	2023	1	1	2	2	1	-	2	-	-	-	1	-	7	▼	10

This report reflects data in the case management system. Numbers will update accordingly as reports are refreshed and posted.

Dashboard		Monthly Filings Summary		Jan --- May Filings					
<p><b>Court:</b> King William Circuit  <b>Start/End Date:</b> Jan-23 / May-24  <b>2023 Average Month:</b> 93  <b>Jan-May 2023:</b> 440  <b>Filings Trending:</b> ▲</p>	<p><b>Circuit/Court ID:</b> 9 209101  <b>Type of Case:</b> Filings  <b>2024 Average Month:</b> 94  <b>Jan-May 2024 :</b> 469  <b>Overall AVG. Month:</b> 93</p>			<table border="1" style="margin: auto;"> <tr> <td style="text-align: center; width: 50px;">469</td> <td style="text-align: center; width: 50px;">440</td> </tr> <tr> <td style="text-align: center;">2024</td> <td style="text-align: center;">2023</td> </tr> </table>		469	440	2024	2023
469	440								
2024	2023								

Filings by Division																
Divisions		Jan	Feb	Mar	Apr	May	Jun	Jul	Aug	Sep	Oct	Nov	Dec	Thru May	% Change	Total
<b>Total</b>	2024	85	105	115	97	67	-	-	-	-	-	-	-	469	7%	469
	2023	105	88	105	68	74	89	80	127	79	84	93	120	440	▲	1,112
<b>Civil</b>	2024	13	12	18	12	8	-	-	-	-	-	-	-	63	62%	63
	2023	10	6	7	4	12	13	10	19	11	7	10	8	39	▲	117
<b>Criminal</b>	2024	9	20	21	11	8	-	-	-	-	-	-	-	69	47%	69
	2023	4	13	21	8	1	23	18	48	13	9	31	10	47	▲	199
<b>Concealed Handgun Permits</b>	2024	45	50	48	46	29	-	-	-	-	-	-	-	218	-7%	218
	2023	62	45	52	34	41	38	32	38	28	43	39	33	234	▼	485
<b>Miscellaneous/ Other</b>	2024	18	22	28	28	22	-	-	-	-	-	-	-	118	-1%	118
	2023	28	24	25	22	20	15	20	22	27	25	13	69	119	▼	310
<b>Others</b>	2024	-	1	-	-	-	-	-	-	-	-	-	-	1	0%	1
	2023	1	-	-	-	-	-	-	-	-	-	-	-	1	↔	1

Filings by Case Category																
Case Categories		Jan	Feb	Mar	Apr	May	Jun	Jul	Aug	Sep	Oct	Nov	Dec	Thru May	% Change	Total
<b>Administrative Law</b>	2024	-	-	2	-	-	-	-	-	-	-	-	-	2	100%	2
	2023	-	1	-	-	-	-	-	-	-	-	-	-	1	▲	1
<b>Contested Divorce</b>	2024	-	1	3	-	-	-	-	-	-	-	-	-	4	-43%	4
	2023	2	1	1	1	2	2	-	2	2	-	-	1	7	▼	14
<b>Domestic and Family - Level 1</b>	2024	-	2	2	1	4	-	-	-	-	-	-	-	9	80%	9
	2023	-	-	1	1	3	-	1	1	1	-	2	1	5	▲	11
<b>Domestic and Family - Level 2</b>	2024	-	2	1	3	-	-	-	-	-	-	-	-	6	500%	6
	2023	-	-	1	-	-	-	2	2	-	-	-	1	1	▲	6
<b>Felonies and Related Matters</b>	2024	6	7	11	5	5	-	-	-	-	-	-	-	34	36%	34
	2023	2	7	13	2	1	9	9	36	9	5	22	4	25	▲	119
<b>General Civil - Level 1</b>	2024	-	-	-	-	-	-	-	-	-	-	-	-	0	-100%	0
	2023	1	-	-	-	-	-	-	-	-	-	-	-	1	▼	1
<b>General Civil - Level 2</b>	2024	2	1	2	2	2	-	-	-	-	-	-	-	9	80%	9
	2023	-	1	1	1	2	-	2	2	2	1	1	-	5	▲	13
<b>General Civil - Level 3</b>	2024	5	6	4	8	1	-	-	-	-	-	-	-	24	700%	24
	2023	1	-	1	1	-	8	5	6	3	4	2	3	3	▲	34
<b>Miscellaneous Civil</b>	2024	49	63	59	60	41	-	-	-	-	-	-	-	272	-5%	272
	2023	68	54	66	43	54	42	39	49	42	52	47	42	285	▼	598
<b>Misdemeanor</b>	2024	3	6	5	2	2	-	-	-	-	-	-	-	18	6%	18
	2023	1	4	7	4	1	12	3	8	4	2	6	5	17	▲	57
<b>Other</b>	2024	13	10	18	12	10	-	-	-	-	-	-	-	63	-7%	63
	2023	24	15	10	12	7	11	12	11	13	15	6	60	68	▼	196
<b>Other Criminally Related Matters</b>	2024	-	7	5	4	1	-	-	-	-	-	-	-	17	183%	17
	2023	1	2	1	2	-	2	6	4	-	2	3	1	6	▲	24
<b>Probates/Wills &amp; Trusts - Level 2</b>	2024	4	-	1	-	-	-	-	-	-	-	-	-	5	400%	5
	2023	-	-	-	-	1	-	-	-	-	-	-	-	1	▲	1
<b>Uncontested Divorce</b>	2024	3	-	2	-	1	-	-	-	-	-	-	-	6	-60%	6
	2023	5	3	3	1	3	3	1	6	3	3	4	2	15	▼	37

Dashboard		Monthly Filings Summary		Jan --- May Filings							
<p><b>Court:</b> Mathews Circuit  <b>Start/End Date:</b> Jan-23 / May-24  <b>2023 Average Month:</b> 41  <b>Jan-May 2023:</b> 181  <b>Filings Trending:</b> ▲</p>	<p><b>Circuit/Court ID:</b> 9 209115  <b>Type of Case:</b> Filings  <b>2024 Average Month:</b> 47  <b>Jan-May 2024 :</b> 233  <b>Overall AVG. Month:</b> 42</p>			<table border="1" style="margin: auto;"> <tr> <td style="text-align: center; width: 50px;">233</td> <td style="width: 50px;"></td> </tr> <tr> <td style="text-align: center; width: 50px;">181</td> <td style="width: 50px;"></td> </tr> <tr> <td style="text-align: center; width: 50px;">2024</td> <td style="text-align: center; width: 50px;">2023</td> </tr> </table>		233		181		2024	2023
233											
181											
2024	2023										

Filings by Division																
Divisions		Jan	Feb	Mar	Apr	May	Jun	Jul	Aug	Sep	Oct	Nov	Dec	Thru May	% Change	Total
<b>Total</b>	2024	41	49	66	33	44	-	-	-	-	-	-	-	233	29%	233
	2023	49	29	42	22	39	30	49	35	52	45	55	42	181	▲	489
<b>Civil</b>	2024	9	3	15	13	8	-	-	-	-	-	-	-	48	129%	48
	2023	5	-	9	2	5	6	10	11	9	10	13	8	21	▲	88
<b>Criminal</b>	2024	6	8	21	7	6	-	-	-	-	-	-	-	48	12%	48
	2023	14	9	12	-	8	7	15	1	19	7	22	5	43	▲	119
<b>Concealed Handgun Permits</b>	2024	22	32	23	8	24	-	-	-	-	-	-	-	109	24%	109
	2023	23	18	15	14	18	12	18	14	21	17	12	21	88	▲	203
<b>Miscellaneous/ Other</b>	2024	4	6	7	5	6	-	-	-	-	-	-	-	28	-3%	28
	2023	7	2	6	6	8	5	6	9	3	11	8	8	29	▼	79

Filings by Case Category																
Case Categories		Jan	Feb	Mar	Apr	May	Jun	Jul	Aug	Sep	Oct	Nov	Dec	Thru May	% Change	Total
<b>Administrative Law</b>	2024	-	-	-	-	-	-	-	-	-	-	-	-	0	0	0
	2023	-	-	-	-	-	-	1	1	-	-	-	-	0	↔	2
<b>Contested Divorce</b>	2024	1	-	1	1	1	-	-	-	-	-	-	-	4	33%	4
	2023	1	-	1	1	-	-	-	1	3	1	2	-	3	▲	10
<b>Domestic and Family - Level 1</b>	2024	1	-	8	6	-	-	-	-	-	-	-	-	15	15	15
	2023	-	-	-	-	-	-	-	3	2	-	3	-	0	↔	8
<b>Domestic and Family - Level 2</b>	2024	-	-	-	-	-	-	-	-	-	-	-	-	0	0	0
	2023	-	-	-	-	-	-	1	1	-	-	-	2	0	↔	4
<b>Felonies and Related Matters</b>	2024	3	3	14	3	6	-	-	-	-	-	-	-	29	16%	29
	2023	9	2	7	-	7	6	10	-	11	8	20	3	25	▲	83
<b>General Civil - Level 2</b>	2024	2	2	2	-	1	-	-	-	-	-	-	-	7	0%	7
	2023	1	-	5	1	-	2	1	-	2	2	3	1	7	↔	18
<b>General Civil - Level 3</b>	2024	2	-	-	-	-	-	-	-	-	-	-	-	2	100%	2
	2023	1	-	-	-	-	-	3	2	-	2	2	4	1	▲	14
<b>Miscellaneous Civil</b>	2024	25	37	29	13	29	-	-	-	-	-	-	-	133	15%	133
	2023	29	20	21	20	26	16	23	23	23	27	17	29	116	▲	274
<b>Misdemeanor</b>	2024	3	5	6	4	4	-	-	-	-	-	-	-	22	83%	22
	2023	5	1	5	-	1	1	4	1	7	3	2	-	12	▲	30
<b>Other</b>	2024	1	1	1	1	-	-	-	-	-	-	-	-	4	300%	4
	2023	1	-	-	-	-	2	2	-	1	1	2	-	1	▲	9
<b>Other Criminally Related Matters</b>	2024	-	-	1	-	-	-	-	-	-	-	-	-	1	-83%	1
	2023	-	6	-	-	-	-	-	1	-	1	-	2	6	▼	10
<b>Probates/Wills &amp; Trusts - Level 2</b>	2024	2	1	3	1	-	-	-	-	-	-	-	-	7	75%	7
	2023	1	-	-	-	3	-	-	2	1	-	1	-	4	▲	8
<b>Protective Orders</b>	2024	-	-	-	1	2	-	-	-	-	-	-	-	3	3	3
	2023	-	-	-	-	-	-	-	-	-	-	-	-	0	↔	0
<b>Uncontested Divorce</b>	2024	1	-	1	3	1	-	-	-	-	-	-	-	6	0%	6
	2023	1	-	3	-	2	3	3	1	1	1	3	1	6	↔	19



Dashboard	Monthly Filings Summary	Jan --- May Filings
<p><b>Court:</b> Middlesex Circuit  <b>Start/End Date:</b> Jan-23 / May-24  <b>2023 Average Month:</b> 55  <b>Jan-May 2023:</b> 301  <b>Filings Trending:</b> ▲</p> <p><b>Circuit/Court ID:</b> 9 209119  <b>Type of Case:</b> Filings  <b>2024 Average Month:</b>64  <b>Jan-May 2024 :</b> 320  <b>Overall AVG. Month:</b> 58</p>	<p>Jan 23 - May 24</p>	<div style="display: flex; justify-content: space-around;"> <div style="text-align: center;"> <p><b>320</b></p> <p>2024</p> </div> <div style="text-align: center;"> <p><b>301</b></p> <p>2023</p> </div> </div>

Filings by Division																
Divisions		Jan	Feb	Mar	Apr	May	Jun	Jul	Aug	Sep	Oct	Nov	Dec	Thru May	% Change	Total
<b>Total</b>	2024	83	47	66	49	75	-	-	-	-	-	-	-	320	6%	320
	2023	72	53	85	49	42	41	41	42	51	58	89	37	301	▲	660
<b>Civil</b>	2024	13	13	9	15	2	-	-	-	-	-	-	-	52	27%	52
	2023	7	5	12	7	10	6	3	7	10	10	11	12	41	▲	100
<b>Criminal</b>	2024	24	13	15	2	44	-	-	-	-	-	-	-	98	10%	98
	2023	32	10	33	5	9	4	10	6	14	20	55	10	89	▲	208
<b>Concealed Handgun Permits</b>	2024	39	16	29	21	18	-	-	-	-	-	-	-	123	-13%	123
	2023	30	34	33	24	20	25	19	20	21	16	15	12	141	▼	269
<b>Miscellaneous/ Other</b>	2024	6	5	12	10	10	-	-	-	-	-	-	-	43	48%	43
	2023	3	4	7	13	2	6	8	9	5	12	8	3	29	▲	80
<b>Others</b>	2024	1	-	1	1	1	-	-	-	-	-	-	-	4	300%	4
	2023	-	-	-	-	1	-	1	-	1	-	-	-	1	▲	3

Filings by Case Category																
Case Categories		Jan	Feb	Mar	Apr	May	Jun	Jul	Aug	Sep	Oct	Nov	Dec	Thru May	% Change	Total
<b>Administrative Law</b>	2024	-	-	-	-	-	-	-	-	-	-	-	-	0	0	0
	2023	-	-	-	-	-	1	-	-	-	-	-	-	0	↔	1
<b>Contested Divorce</b>	2024	-	2	-	1	1	-	-	-	-	-	-	-	4	-33%	4
	2023	1	1	2	-	2	-	1	2	2	2	2	-	6	▼	15
<b>Domestic and Family - Level 1</b>	2024	-	-	4	7	-	-	-	-	-	-	-	-	11	83%	11
	2023	-	-	4	1	1	-	-	3	-	1	2	2	6	▲	14
<b>Domestic and Family - Level 2</b>	2024	1	-	-	-	-	-	-	-	-	-	-	-	1	-50%	1
	2023	1	-	-	1	-	-	-	-	1	1	1	-	2	▼	5
<b>Felonies and Related Matters</b>	2024	11	8	10	-	27	-	-	-	-	-	-	-	56	-10%	56
	2023	17	8	29	-	8	-	5	4	6	8	42	8	62	▼	135
<b>General Civil - Level 1</b>	2024	-	-	-	-	-	-	-	-	-	-	-	-	0	0	0
	2023	-	-	-	-	-	1	-	-	-	-	-	-	0	↔	2
<b>General Civil - Level 2</b>	2024	9	-	4	-	1	-	-	-	-	-	-	-	14	367%	14
	2023	-	-	-	1	2	2	1	1	-	2	1	1	3	▲	11
<b>General Civil - Level 3</b>	2024	1	7	-	1	-	-	-	-	-	-	-	-	9	29%	9
	2023	2	2	1	1	1	1	-	-	3	7	1	4	7	▲	23
<b>Miscellaneous Civil</b>	2024	44	18	35	29	21	-	-	-	-	-	-	-	147	-10%	147
	2023	31	36	39	36	22	29	25	26	22	22	22	14	164	▼	324
<b>Misdemeanor</b>	2024	13	4	4	1	16	-	-	-	-	-	-	-	38	52%	38
	2023	15	1	4	4	1	4	1	2	5	12	11	2	25	▲	62
<b>Other</b>	2024	2	2	5	3	8	-	-	-	-	-	-	-	20	122%	20
	2023	3	3	2	-	1	2	3	3	5	1	-	1	9	▲	24
<b>Other Criminally Related Matters</b>	2024	-	1	1	1	1	-	-	-	-	-	-	-	4	33%	4
	2023	-	1	-	2	-	-	4	-	3	-	2	-	3	▲	12
<b>Probates/Wills &amp; Trusts - Level 1</b>	2024	1	-	-	-	-	-	-	-	-	-	-	-	1	1	1
	2023	-	-	-	-	-	1	-	-	1	-	-	-	0	↔	2
<b>Probates/Wills &amp; Trusts - Level 2</b>	2024	-	2	-	3	-	-	-	-	-	-	-	-	5	150%	5
	2023	-	-	-	1	1	-	-	1	-	2	1	1	2	▲	7
<b>Protective Orders</b>	2024	-	-	-	-	-	-	-	-	-	-	-	-	0	0	0
	2023	-	-	-	-	-	-	-	-	-	-	1	2	0	↔	3
<b>Uncontested Divorce</b>	2024	1	3	3	3	-	-	-	-	-	-	-	-	10	-17%	10
	2023	2	1	4	2	3	-	1	-	3	-	3	1	12	▼	20

Dashboard		Monthly Filings Summary		Jan --- May Filings	
<p><b>Court:</b> New Kent Circuit  <b>Start/End Date:</b> Jan-23 / May-24  <b>2023 Average Month:</b> 172  <b>Jan-May 2023:</b> 832  <b>Filings Trending:</b> ▲</p>	<p><b>Circuit/Court ID:</b> 9 209127  <b>Type of Case:</b> Filings  <b>2024 Average Month:</b> 189  <b>Jan-May 2024 :</b> 947  <b>Overall AVG. Month:</b> 177</p>	<p style="text-align: center; font-weight: bold; font-size: 1.2em;">Jan 23 - May 24</p>		<p style="text-align: center; font-weight: bold; font-size: 1.2em;">947      832</p> <p style="text-align: center;">2024      2023</p>	

Filings by Division																
Divisions		Jan	Feb	Mar	Apr	May	Jun	Jul	Aug	Sep	Oct	Nov	Dec	Thru May	% Change	Total
<b>Total</b>	2024	214	211	215	171	136	-	-	-	-	-	-	-	947	14%	947
	2023	192	167	180	135	158	136	134	169	239	143	175	232	832	▲	2,060
<b>Civil</b>	2024	24	24	22	23	18	-	-	-	-	-	-	-	111	41%	111
	2023	14	13	20	16	16	11	11	15	25	9	16	8	79	▲	174
<b>Criminal</b>	2024	66	62	70	31	29	-	-	-	-	-	-	-	258	21%	258
	2023	57	35	45	29	47	47	37	66	119	31	55	45	213	▲	613
<b>Concealed Handgun Permits</b>	2024	72	77	68	61	49	-	-	-	-	-	-	-	327	3%	327
	2023	87	79	65	44	43	48	42	51	54	62	72	48	318	▲	695
<b>Miscellaneous/Other</b>	2024	52	48	55	55	40	-	-	-	-	-	-	-	250	13%	250
	2023	34	40	50	46	51	30	44	37	41	41	32	130	221	▲	576
<b>Others</b>	2024	-	-	-	1	-	-	-	-	-	-	-	-	1	0%	1
	2023	-	-	-	-	1	-	-	-	-	-	-	-	1	↔	2

Filings by Case Category																
Case Categories		Jan	Feb	Mar	Apr	May	Jun	Jul	Aug	Sep	Oct	Nov	Dec	Thru May	% Change	Total
<b>Administrative Law</b>	2024	-	-	1	-	1	-	-	-	-	-	-	-	2	2	2
	2023	-	-	-	-	-	-	1	-	-	-	-	-	0	↔	1
<b>Contested Divorce</b>	2024	1	3	2	6	1	-	-	-	-	-	-	-	13	44%	13
	2023	3	-	5	1	-	1	-	-	2	-	3	2	9	▲	17
<b>Domestic and Family - Level 1</b>	2024	-	2	3	1	1	-	-	-	-	-	-	-	7	-13%	7
	2023	-	1	4	1	2	2	-	1	3	3	2	-	8	▼	19
<b>Domestic and Family - Level 2</b>	2024	-	3	2	-	-	-	-	-	-	-	-	-	5	-29%	5
	2023	-	4	1	-	2	-	-	1	8	-	4	-	7	▼	20
<b>Felonies and Related Matters</b>	2024	39	42	41	17	23	-	-	-	-	-	-	-	162	12%	162
	2023	42	25	29	20	29	33	23	55	95	17	20	27	145	▲	415
<b>General Civil - Level 1</b>	2024	-	-	-	-	-	-	-	-	-	-	-	-	0	-100%	0
	2023	-	1	-	-	-	1	3	-	-	-	-	-	1	▼	5
<b>General Civil - Level 2</b>	2024	2	-	4	7	7	-	-	-	-	-	-	-	20	18%	20
	2023	4	2	1	8	2	3	4	4	2	4	1	-	17	▲	35
<b>General Civil - Level 3</b>	2024	11	9	7	1	3	-	-	-	-	-	-	-	31	138%	31
	2023	3	3	2	2	3	1	1	4	2	1	2	4	13	▲	28
<b>Miscellaneous Civil</b>	2024	86	85	80	69	59	-	-	-	-	-	-	-	379	-1%	379
	2023	99	90	76	56	60	52	53	61	63	70	81	55	381	▼	816
<b>Misdemeanor</b>	2024	16	16	19	10	4	-	-	-	-	-	-	-	65	16%	65
	2023	14	10	15	7	10	12	13	9	23	8	23	18	56	▲	162
<b>Other</b>	2024	38	40	41	46	31	-	-	-	-	-	-	-	196	23%	196
	2023	22	28	41	35	34	26	33	27	32	32	23	124	160	▲	457
<b>Other Criminally Related Matters</b>	2024	11	4	10	4	2	-	-	-	-	-	-	-	31	158%	31
	2023	1	-	1	2	8	2	1	2	3	6	12	-	12	▲	38
<b>Probates/Wills &amp; Trusts - Level 1</b>	2024	1	-	-	1	-	-	-	-	-	-	-	-	2	2	2
	2023	-	-	-	-	-	-	-	-	-	-	-	-	0	↔	0
<b>Probates/Wills &amp; Trusts - Level 2</b>	2024	1	1	1	-	-	-	-	-	-	-	-	-	3	200%	3
	2023	-	-	-	-	1	-	1	1	-	-	-	1	1	▲	4
<b>Protective Orders</b>	2024	-	1	-	4	2	-	-	-	-	-	-	-	7	7	7
	2023	-	-	-	-	-	-	-	-	2	-	-	-	0	↔	2
<b>Uncontested Divorce</b>	2024	8	5	4	5	2	-	-	-	-	-	-	-	24	9%	24
	2023	4	3	5	3	7	3	1	4	4	2	4	1	22	▲	41

Dashboard	Monthly Filings Summary	Jan --- May Filings
<p><b>Court:</b> York Circuit  <b>Start/End Date:</b> Jan-23 / May-24  <b>2023 Average Month:</b> 349  <b>Jan-May 2023:</b> 2,017  <b>Filings Trending:</b> ▼</p> <p><b>Circuit/Court ID:</b> 9 209199  <b>Type of Case:</b> Filings  <b>2024 Average Month:</b>306  <b>Jan-May 2024 :</b> 1,531  <b>Overall AVG. Month:</b> 336</p>	<p>Jan 23 - May 24</p>	<p>2024: 1,531 2023: 2,017</p>

Filings by Division																
Divisions		Jan	Feb	Mar	Apr	May	Jun	Jul	Aug	Sep	Oct	Nov	Dec	Thru May	% Change	Total
<b>Total</b>	2024	340	294	300	290	307	-	-	-	-	-	-	-	1,531	-24%	1,531
	2023	415	396	451	346	409	320	325	316	337	318	301	250	2,017	▼	4,184
<b>Civil</b>	2024	53	37	59	53	70	-	-	-	-	-	-	-	272	22%	272
	2023	24	45	47	45	62	51	33	46	45	53	49	37	223	▲	537
<b>Criminal</b>	2024	76	80	62	88	93	-	-	-	-	-	-	-	399	-36%	399
	2023	105	108	154	91	169	75	116	109	134	101	86	48	627	▼	1,296
<b>Concealed Handgun Permits</b>	2024	160	138	135	107	100	-	-	-	-	-	-	-	640	-26%	640
	2023	215	186	182	152	134	134	127	104	110	132	130	105	869	▼	1,711
<b>Miscellaneous/Other</b>	2024	50	39	44	42	42	-	-	-	-	-	-	-	217	-26%	217
	2023	71	57	65	57	44	60	49	56	48	32	36	60	294	▼	635
<b>Others</b>	2024	1	-	-	-	2	-	-	-	-	-	-	-	3	-25%	3
	2023	-	-	3	1	-	-	-	1	-	-	-	-	4	▼	5

Filings by Case Category																
Case Categories		Jan	Feb	Mar	Apr	May	Jun	Jul	Aug	Sep	Oct	Nov	Dec	Thru May	% Change	Total
<b>Administrative Law</b>	2024	1	-	-	-	-	-	-	-	-	-	-	-	1	-67%	1
	2023	-	-	-	2	1	-	-	-	-	-	-	-	3	▼	3
<b>Contested Divorce</b>	2024	7	4	8	4	11	-	-	-	-	-	-	-	34	62%	34
	2023	2	3	5	-	11	5	5	4	14	6	3	1	21	▲	59
<b>Domestic and Family - Level 1</b>	2024	1	-	15	4	4	-	-	-	-	-	-	-	24	85%	24
	2023	2	4	4	2	1	6	2	7	3	12	4	5	13	▲	52
<b>Domestic and Family - Level 2</b>	2024	15	8	4	10	10	-	-	-	-	-	-	-	47	4%	47
	2023	11	4	15	5	10	5	-	8	1	6	8	8	45	▲	81
<b>Felonies and Related Matters</b>	2024	51	40	34	45	60	-	-	-	-	-	-	-	230	-37%	230
	2023	63	66	89	52	93	33	39	52	78	40	58	24	363	▼	687
<b>General Civil - Level 1</b>	2024	-	1	-	-	-	-	-	-	-	-	-	-	1	-67%	1
	2023	1	1	-	1	-	-	-	-	-	-	-	2	3	▼	5
<b>General Civil - Level 2</b>	2024	10	10	13	14	26	-	-	-	-	-	-	-	73	87%	73
	2023	3	9	6	12	9	7	4	7	13	11	16	8	39	▲	105
<b>General Civil - Level 3</b>	2024	13	1	9	5	8	-	-	-	-	-	-	-	36	3%	36
	2023	8	7	5	6	9	1	5	5	2	4	6	8	35	▲	66
<b>Miscellaneous Civil</b>	2024	203	174	171	145	130	-	-	-	-	-	-	-	823	-26%	823
	2023	270	236	241	194	171	191	172	149	155	158	160	154	1,112	▼	2,251
<b>Misdemeanor</b>	2024	20	21	14	26	26	-	-	-	-	-	-	-	107	-51%	107
	2023	34	33	54	30	67	29	58	36	42	46	23	14	218	▼	466
<b>Other</b>	2024	5	4	1	4	6	-	-	-	-	-	-	-	20	-17%	20
	2023	5	3	6	5	5	8	4	10	1	7	1	4	24	▼	59
<b>Other Criminally Related Matters</b>	2024	5	19	14	17	7	-	-	-	-	-	-	-	62	35%	62
	2023	8	9	11	9	9	13	19	21	14	15	5	10	46	▲	143
<b>Probates/Wills &amp; Trusts - Level 1</b>	2024	1	1	-	-	1	-	-	-	-	-	-	-	3	50%	3
	2023	-	1	-	1	-	-	-	-	-	-	-	-	2	▲	2
<b>Probates/Wills &amp; Trusts - Level 2</b>	2024	3	1	2	1	3	-	-	-	-	-	-	-	10	-44%	10
	2023	2	3	2	2	9	3	4	1	1	1	2	4	18	▼	34
<b>Protective Orders</b>	2024	-	-	-	-	-	-	-	-	-	-	-	-	0	0	0
	2023	-	-	-	-	-	1	-	-	-	-	1	-	0	↔	2
<b>Uncontested Divorce</b>	2024	5	10	15	15	15	-	-	-	-	-	-	-	60	-20%	60
	2023	6	17	13	25	14	18	13	16	13	12	12	10	75	▼	169

This report reflects data in the case management system. Numbers will update accordingly as reports are refreshed and posted.

# CPSS-CCMS-10.01 CASELOAD STATISTICS OF THE CIRCUIT COURTS

Williamsburg

January 2023 -- May 2024 Filings

Alexandria and Fairfax Circuit are not Included in State Totals

Dashboard		Monthly Filings Summary		Jan --- May Filings	
<p><b>Court:</b> Williamsburg Circuit  <b>Start/End Date:</b> Jan-23 / May-24  <b>2023 Average Month:</b> 365  <b>Jan-May 2023:</b> 2,000  <b>Filings Trending:</b> ▼</p>	<p><b>Circuit/Court ID:</b> 9 209830  <b>Type of Case:</b> Filings  <b>2024 Average Month:</b> 374  <b>Jan-May 2024 :</b> 1,871  <b>Overall AVG. Month:</b> 368</p>	<p style="text-align: center; font-weight: bold; font-size: 1.2em;">Jan 23 - May 24</p>		<p style="text-align: center; font-weight: bold; font-size: 1.2em;">1,871      2,000</p> <p style="text-align: center;">2024                  2023</p>	

Filings by Division																
Divisions		Jan	Feb	Mar	Apr	May	Jun	Jul	Aug	Sep	Oct	Nov	Dec	Thru May	% Change	Total
<b>Total</b>	2024	410	383	412	310	356	-	-	-	-	-	-	-	1,871	-6%	1,871
	2023	410	394	434	344	418	326	366	368	331	401	276	317	2,000	▼	4,385
<b>Civil</b>	2024	49	45	64	53	50	-	-	-	-	-	-	-	261	0%	261
	2023	57	47	58	44	56	66	46	57	50	57	41	36	262	▼	615
<b>Criminal</b>	2024	123	89	116	69	93	-	-	-	-	-	-	-	490	-7%	490
	2023	80	84	125	89	151	70	140	104	118	145	91	71	529	▼	1,268
<b>Concealed Handgun Permits</b>	2024	152	141	133	92	107	-	-	-	-	-	-	-	625	-16%	625
	2023	181	159	163	124	119	105	106	102	100	117	97	120	746	▼	1,493
<b>Miscellaneous/ Other</b>	2024	86	108	99	96	106	-	-	-	-	-	-	-	495	8%	495
	2023	92	104	87	86	91	84	74	105	63	82	47	90	460	▲	1,005
<b>Others</b>	2024	-	-	-	-	-	-	-	-	-	-	-	-	0	-100%	0
	2023	-	-	1	1	1	1	-	-	-	-	-	-	3	▼	4

Filings by Case Category																
Case Categories		Jan	Feb	Mar	Apr	May	Jun	Jul	Aug	Sep	Oct	Nov	Dec	Thru May	% Change	Total
<b>Administrative Law</b>	2024	1	-	1	-	-	-	-	-	-	-	-	-	2	0%	2
	2023	-	2	-	-	-	-	-	-	-	-	1	1	2	↔	4
<b>Contested Divorce</b>	2024	7	2	2	6	2	-	-	-	-	-	-	-	19	-41%	19
	2023	8	10	2	5	7	5	6	3	6	4	4	3	32	▼	63
<b>Domestic and Family - Level 1</b>	2024	-	1	5	9	11	-	-	-	-	-	-	-	26	-19%	26
	2023	6	4	5	6	11	5	5	5	4	4	1	2	32	▼	58
<b>Domestic and Family - Level 2</b>	2024	2	1	2	2	-	-	-	-	-	-	-	-	7	-59%	7
	2023	6	1	6	3	1	3	1	3	1	1	1	4	17	▼	31
<b>Felonies and Related Matters</b>	2024	74	52	83	34	58	-	-	-	-	-	-	-	301	-1%	301
	2023	41	47	76	54	85	35	70	48	88	82	35	40	303	▼	701
<b>General Civil - Level 1</b>	2024	-	3	-	1	1	-	-	-	-	-	-	-	5	150%	5
	2023	-	-	1	-	1	-	-	2	1	1	-	-	2	▲	6
<b>General Civil - Level 2</b>	2024	12	12	18	12	11	-	-	-	-	-	-	-	65	59%	65
	2023	6	6	11	8	10	12	8	13	13	15	11	9	41	▲	122
<b>General Civil - Level 3</b>	2024	10	7	6	5	10	-	-	-	-	-	-	-	38	-36%	38
	2023	14	10	17	7	11	23	9	9	8	17	13	8	59	▼	146
<b>Miscellaneous Civil</b>	2024	186	181	181	127	154	-	-	-	-	-	-	-	829	-10%	829
	2023	214	197	205	159	151	139	134	140	127	156	122	158	926	▼	1,902
<b>Misdemeanor</b>	2024	24	25	31	27	27	-	-	-	-	-	-	-	134	-22%	134
	2023	31	23	32	31	54	22	57	46	15	50	40	20	171	▼	421
<b>Other</b>	2024	47	65	48	59	58	-	-	-	-	-	-	-	277	6%	277
	2023	55	63	39	49	55	49	45	67	35	39	15	51	261	▲	562
<b>Other Criminally Related Matters</b>	2024	25	13	9	9	8	-	-	-	-	-	-	-	64	12%	64
	2023	9	14	18	4	12	13	17	10	16	13	16	11	57	▲	153
<b>Probates/Wills &amp; Trusts - Level 1</b>	2024	-	-	2	-	2	-	-	-	-	-	-	-	4	33%	4
	2023	-	2	1	-	-	1	-	1	-	1	-	-	3	▲	6
<b>Probates/Wills &amp; Trusts - Level 2</b>	2024	3	2	4	5	2	-	-	-	-	-	-	-	16	60%	16
	2023	3	1	1	4	1	4	5	6	4	5	2	4	10	▲	40
<b>Uncontested Divorce</b>	2024	19	19	20	14	12	-	-	-	-	-	-	-	84	0%	84
	2023	17	14	20	14	19	15	9	15	13	12	15	7	84	↔	170

This report reflects data in the case management system. Numbers will update accordingly as reports are refreshed and posted.

Dashboard		Monthly Filings Summary		Jan --- May Filings			
<b>Court:</b> Appomattox Circuit <b>Start/End Date:</b> Jan-23 / May-24 <b>2023 Average Month:</b> 95 <b>Jan-May 2023:</b> 550 <b>Filings Trending:</b> ▲	<b>Circuit/Court ID:</b> 10 210011 <b>Type of Case:</b> Filings <b>2024 Average Month:</b> 115 <b>Jan-May 2024 :</b> 576 <b>Overall AVG. Month:</b> 101	<p>Jan 23 - May 24</p>	<table border="1" style="margin: auto;"> <tr> <td style="width: 50%; text-align: center;"><b>576</b></td> <td style="width: 50%; text-align: center;"><b>550</b></td> </tr> <tr> <td style="text-align: center;">2024</td> <td style="text-align: center;">2023</td> </tr> </table>	<b>576</b>	<b>550</b>	2024	2023
<b>576</b>	<b>550</b>						
2024	2023						

Filings by Division																
Divisions		Jan	Feb	Mar	Apr	May	Jun	Jul	Aug	Sep	Oct	Nov	Dec	Thru May	% Change	Total
<b>Total</b>	2024	116	110	109	102	139	-	-	-	-	-	-	-	576	5%	576
	2023	120	99	140	113	78	57	65	115	96	107	82	65	550	▲	1,137
<b>Civil</b>	2024	9	9	15	11	20	-	-	-	-	-	-	-	64	36%	64
	2023	8	8	7	16	8	9	3	16	12	14	7	11	47	▲	119
<b>Criminal</b>	2024	49	35	33	47	83	-	-	-	-	-	-	-	247	35%	247
	2023	36	29	43	52	23	12	19	56	31	39	33	17	183	▲	390
<b>Concealed Handgun Permits</b>	2024	52	57	53	33	28	-	-	-	-	-	-	-	223	-22%	223
	2023	70	50	83	40	42	27	34	36	45	47	35	32	285	▼	541
<b>Miscellaneous/ Other</b>	2024	6	9	8	11	8	-	-	-	-	-	-	-	42	20%	42
	2023	6	12	7	5	5	9	8	7	8	7	7	5	35	▲	86
<b>Others</b>	2024	-	-	-	-	-	-	-	-	-	-	-	-	0	0	0
	2023	-	-	-	-	-	-	1	-	-	-	-	-	0	↔	1

Filings by Case Category																
Case Categories		Jan	Feb	Mar	Apr	May	Jun	Jul	Aug	Sep	Oct	Nov	Dec	Thru May	% Change	Total
<b>Contested Divorce</b>	2024	-	2	4	1	-	-	-	-	-	-	-	-	7	75%	7
	2023	-	-	1	2	1	1	1	3	-	2	2	1	4	▲	14
<b>Domestic and Family - Level 1</b>	2024	-	2	-	2	3	-	-	-	-	-	-	-	7	-13%	7
	2023	-	3	1	4	-	-	-	3	2	6	-	3	8	▼	22
<b>Domestic and Family - Level 2</b>	2024	-	2	1	-	2	-	-	-	-	-	-	-	5	-29%	5
	2023	-	4	-	1	2	2	1	3	1	-	-	-	7	▼	14
<b>Felonies and Related Matters</b>	2024	33	30	24	28	73	-	-	-	-	-	-	-	188	33%	188
	2023	30	20	25	48	18	9	16	47	19	20	30	13	141	▲	295
<b>General Civil - Level 1</b>	2024	-	-	-	-	1	-	-	-	-	-	-	-	1	1	1
	2023	-	-	-	-	-	-	-	-	-	-	-	-	0	↔	0
<b>General Civil - Level 2</b>	2024	-	3	3	2	4	-	-	-	-	-	-	-	12	33%	12
	2023	2	1	2	3	1	-	-	3	2	3	2	-	9	▲	19
<b>General Civil - Level 3</b>	2024	6	3	5	1	2	-	-	-	-	-	-	-	17	183%	17
	2023	3	1	1	-	1	4	-	1	4	4	1	4	6	▲	24
<b>Miscellaneous Civil</b>	2024	58	62	61	43	33	-	-	-	-	-	-	-	257	-19%	257
	2023	76	61	90	45	47	36	41	41	53	53	42	37	319	▼	622
<b>Misdemeanor</b>	2024	15	4	9	15	8	-	-	-	-	-	-	-	51	50%	51
	2023	6	8	11	4	5	3	3	9	8	11	3	4	34	▲	75
<b>Other</b>	2024	-	-	-	1	2	-	-	-	-	-	-	-	3	200%	3
	2023	1	-	-	-	-	-	-	1	1	-	-	-	1	▲	3
<b>Other Criminally Related Matters</b>	2024	1	1	-	4	2	-	-	-	-	-	-	-	8	0%	8
	2023	-	1	7	-	-	-	-	-	4	8	-	-	8	↔	20
<b>Probates/Wills &amp; Trusts - Level 1</b>	2024	-	-	-	1	-	-	-	-	-	-	-	-	1	1	1
	2023	-	-	-	-	-	-	-	-	-	-	-	-	0	↔	0
<b>Probates/Wills &amp; Trusts - Level 2</b>	2024	-	-	-	1	2	-	-	-	-	-	-	-	3	50%	3
	2023	-	-	1	1	-	-	-	2	-	-	-	-	2	▲	4
<b>Uncontested Divorce</b>	2024	3	1	2	3	7	-	-	-	-	-	-	-	16	45%	16
	2023	2	-	1	5	3	2	2	2	3	-	2	3	11	▲	25

**CPSS-CCMS-10.01 CASELOAD STATISTICS OF THE CIRCUIT COURTS**

**Buckingham**

January 2023 -- May 2024 Filings

Alexandria and Fairfax Circuit are not Included in State Totals

Dashboard		Monthly Filings Summary		Jan --- May Filings	
<b>Court:</b> Buckingham Circuit	<b>Circuit/Court ID:</b> 10 210029				
<b>Start/End Date:</b> Jan-23 / May-24	<b>Type of Case:</b> Filings				
<b>2023 Average Month:</b> 97	<b>2024 Average Month:</b> 93				
<b>Jan-May 2023:</b> 590	<b>Jan-May 2024 :</b> 465				
<b>Filings Trending:</b> ▼	<b>Overall AVG. Month:</b> 96				

Filings by Division																
Divisions		Jan	Feb	Mar	Apr	May	Jun	Jul	Aug	Sep	Oct	Nov	Dec	Thru May	% Change	Total
<b>Total</b>	2024	92	95	95	116	67	-	-	-	-	-	-	-	465	-21%	465
	2023	202	58	121	124	85	105	74	113	105	102	41	36	590	▼	1,166
<b>Civil</b>	2024	10	8	12	8	4	-	-	-	-	-	-	-	42	2%	42
	2023	8	9	7	9	8	9	13	4	8	7	7	1	41	▲	90
<b>Criminal</b>	2024	23	27	27	51	28	-	-	-	-	-	-	-	156	-47%	156
	2023	140	11	50	60	35	68	22	57	48	60	9	18	296	▼	578
<b>Concealed Handgun Permits</b>	2024	38	38	37	34	21	-	-	-	-	-	-	-	168	-8%	168
	2023	43	28	48	36	27	21	24	38	35	23	18	10	182	▼	351
<b>Miscellaneous/ Other</b>	2024	21	22	19	23	14	-	-	-	-	-	-	-	99	39%	99
	2023	11	10	16	19	15	7	15	14	14	12	7	7	71	▲	147

Filings by Case Category																
Case Categories		Jan	Feb	Mar	Apr	May	Jun	Jul	Aug	Sep	Oct	Nov	Dec	Thru May	% Change	Total
<b>Administrative Law</b>	2024	1	-	-	-	-	-	-	-	-	-	-	-	1	-50%	1
	2023	1	-	-	-	1	-	-	-	-	1	1	-	2	▼	4
<b>Contested Divorce</b>	2024	-	-	1	2	2	-	-	-	-	-	-	-	5	0%	5
	2023	-	-	1	3	1	1	4	2	1	-	-	1	5	↔	14
<b>Domestic and Family - Level 1</b>	2024	3	1	4	1	1	-	-	-	-	-	-	-	10	400%	10
	2023	2	-	-	-	-	1	-	-	-	-	-	-	2	▲	3
<b>Domestic and Family - Level 2</b>	2024	-	-	1	-	-	-	-	-	-	-	-	-	1	-67%	1
	2023	-	1	-	-	2	3	1	-	1	-	2	-	3	▼	10
<b>Felonies and Related Matters</b>	2024	19	19	20	38	17	-	-	-	-	-	-	-	113	-55%	113
	2023	132	5	40	47	26	66	14	40	34	37	8	14	250	▼	463
<b>General Civil - Level 1</b>	2024	-	-	-	-	-	-	-	-	-	-	-	-	0	-100%	0
	2023	1	-	2	-	1	-	-	-	-	-	-	-	4	▼	4
<b>General Civil - Level 2</b>	2024	1	1	1	-	-	-	-	-	-	-	-	-	3	-70%	3
	2023	2	3	2	1	2	2	1	3	2	2	3	-	10	▼	23
<b>General Civil - Level 3</b>	2024	1	3	3	2	-	-	-	-	-	-	-	-	9	80%	9
	2023	1	2	2	-	-	2	2	-	-	2	1	-	5	▲	12
<b>Miscellaneous Civil</b>	2024	44	47	41	39	26	-	-	-	-	-	-	-	197	-11%	197
	2023	50	33	61	47	30	25	30	47	46	32	25	12	221	▼	438
<b>Misdemeanor</b>	2024	4	5	6	10	10	-	-	-	-	-	-	-	35	-17%	35
	2023	8	5	9	11	9	1	6	13	7	23	1	4	42	▼	97
<b>Other</b>	2024	15	12	15	17	9	-	-	-	-	-	-	-	68	134%	68
	2023	3	5	2	8	11	2	10	4	2	2	-	5	29	▲	54
<b>Other Criminally Related Matters</b>	2024	-	3	1	3	1	-	-	-	-	-	-	-	8	100%	8
	2023	-	1	1	2	-	1	2	4	7	-	-	-	4	▲	18
<b>Probates/Wills &amp; Trusts - Level 1</b>	2024	-	-	-	1	-	-	-	-	-	-	-	-	1	1	1
	2023	-	-	-	-	-	-	-	-	1	-	-	-	0	↔	1
<b>Probates/Wills &amp; Trusts - Level 2</b>	2024	1	-	1	1	-	-	-	-	-	-	-	-	3	200%	3
	2023	-	-	-	1	-	1	1	-	1	-	-	-	1	▲	4
<b>Uncontested Divorce</b>	2024	3	4	1	2	1	-	-	-	-	-	-	-	11	-8%	11
	2023	2	3	1	4	2	-	3	-	3	3	-	-	12	▼	21

This report reflects data in the case management system. Numbers will update accordingly as reports are refreshed and posted.



Dashboard		Monthly Filings Summary		Jan --- May Filings	
<p><b>Court:</b> Charlotte Circuit  <b>Start/End Date:</b> Jan-23 / May-24  <b>2023 Average Month:</b> 77  <b>Jan-May 2023:</b> 313  <b>Filings Trending:</b> ▲</p>	<p><b>Circuit/Court ID:</b> 10 210037  <b>Type of Case:</b> Filings  <b>2024 Average Month:</b> 81  <b>Jan-May 2024 :</b> 403  <b>Overall AVG. Month:</b> 78</p>	<p>Jan 23 - May 24</p>		<p>2024: 403 2023: 313</p>	

Filings by Division																
Divisions		Jan	Feb	Mar	Apr	May	Jun	Jul	Aug	Sep	Oct	Nov	Dec	Thru May	% Change	Total
<b>Total</b>	2024	73	68	63	160	39	-	-	-	-	-	-	-	403	29%	403
	2023	51	64	84	50	64	96	52	84	85	91	76	123	313	▲	920
<b>Civil</b>	2024	10	10	7	8	4	-	-	-	-	-	-	-	39	-5%	39
	2023	7	8	11	5	10	3	8	8	14	5	13	9	41	▼	101
<b>Criminal</b>	2024	19	12	12	118	7	-	-	-	-	-	-	-	168	73%	168
	2023	6	27	21	27	16	73	7	39	31	50	32	23	97	▲	352
<b>Concealed Handgun Permits</b>	2024	17	27	24	17	16	-	-	-	-	-	-	-	101	-4%	101
	2023	21	18	39	8	19	12	20	21	23	18	23	15	105	▼	237
<b>Miscellaneous/ Other</b>	2024	26	19	20	17	12	-	-	-	-	-	-	-	94	34%	94
	2023	17	11	13	10	19	8	17	16	17	18	8	76	70	▲	230
<b>Others</b>	2024	1	-	-	-	-	-	-	-	-	-	-	-	1	1	1
	2023	-	-	-	-	-	-	-	-	-	-	-	-	0	↔	0

Filings by Case Category																
Case Categories		Jan	Feb	Mar	Apr	May	Jun	Jul	Aug	Sep	Oct	Nov	Dec	Thru May	% Change	Total
<b>Contested Divorce</b>	2024	1	1	1	2	-	-	-	-	-	-	-	-	5	150%	5
	2023	-	-	1	-	1	-	2	-	1	-	1	3	2	▲	9
<b>Domestic and Family - Level 1</b>	2024	1	-	-	1	-	-	-	-	-	-	-	-	2	-88%	2
	2023	1	4	4	2	6	-	-	-	3	1	1	1	17	▼	23
<b>Domestic and Family - Level 2</b>	2024	2	3	-	-	1	-	-	-	-	-	-	-	6	200%	6
	2023	1	-	-	1	-	2	1	1	1	1	2	-	2	▲	10
<b>Felonies and Related Matters</b>	2024	15	9	8	110	6	-	-	-	-	-	-	-	148	97%	148
	2023	4	25	15	21	10	70	3	34	20	46	16	18	75	▲	282
<b>General Civil - Level 1</b>	2024	-	-	-	-	-	-	-	-	-	-	-	-	0	0	0
	2023	-	-	-	-	-	-	1	-	-	-	-	-	0	↔	1
<b>General Civil - Level 2</b>	2024	-	-	1	1	1	-	-	-	-	-	-	-	3	50%	3
	2023	-	-	1	-	1	-	2	1	3	1	2	1	2	▲	12
<b>General Civil - Level 3</b>	2024	3	2	4	1	-	-	-	-	-	-	-	-	10	67%	10
	2023	3	1	1	-	1	1	1	3	4	3	4	1	6	▲	23
<b>Miscellaneous Civil</b>	2024	20	34	31	22	20	-	-	-	-	-	-	-	127	-5%	127
	2023	29	23	44	12	25	15	27	26	31	28	28	21	133	▼	309
<b>Misdemeanor</b>	2024	3	3	4	9	1	-	-	-	-	-	-	-	20	11%	20
	2023	2	1	2	6	7	2	3	5	10	4	10	6	18	▲	58
<b>Other</b>	2024	23	11	13	12	8	-	-	-	-	-	-	-	67	60%	67
	2023	9	7	8	6	12	5	10	12	9	7	3	70	42	▲	158
<b>Other Criminally Related Matters</b>	2024	1	-	-	-	-	-	-	-	-	-	-	-	1	-83%	1
	2023	-	1	5	-	-	1	1	-	1	-	6	-	6	▼	15
<b>Probates/Wills &amp; Trusts - Level 1</b>	2024	1	-	-	-	-	-	-	-	-	-	-	-	1	1	1
	2023	-	-	-	-	-	-	-	-	-	-	-	-	0	↔	0
<b>Probates/Wills &amp; Trusts - Level 2</b>	2024	1	1	-	1	-	-	-	-	-	-	-	-	3	200%	3
	2023	-	-	-	-	1	-	-	1	1	-	-	-	1	▲	3
<b>Uncontested Divorce</b>	2024	2	4	1	1	2	-	-	-	-	-	-	-	10	11%	10
	2023	2	2	3	2	-	-	-	1	1	1	-	3	9	▲	17

Dashboard		Monthly Filings Summary		Jan --- May Filings	
<b>Court:</b> Cumberland Circuit	<b>Circuit/Court ID:</b> 10 210049			<div style="display: flex; justify-content: space-around;"> <div style="text-align: center;"> <p><b>251</b></p> <p>2024</p> </div> <div style="text-align: center;"> <p><b>257</b></p> <p>2023</p> </div> </div>	
<b>Start/End Date:</b> Jan-23 / May-24	<b>Type of Case:</b> Filings				
<b>2023 Average Month:</b> 51	<b>2024 Average Month:</b> 50				
<b>Jan-May 2023:</b> 257	<b>Jan-May 2024 :</b> 251				
<b>Filings Trending:</b> ↔	<b>Overall AVG. Month:</b> 51				

Filings by Division																
Divisions		Jan	Feb	Mar	Apr	May	Jun	Jul	Aug	Sep	Oct	Nov	Dec	Thru May	% Change	Total
<b>Total</b>	2024	52	58	55	51	35	-	-	-	-	-	-	-	251	-2%	251
	2023	64	63	48	48	34	61	35	54	48	40	52	62	257	▼	609
<b>Civil</b>	2024	5	4	2	3	4	-	-	-	-	-	-	-	18	-33%	18
	2023	6	7	7	3	4	6	6	12	7	6	6	9	27	▼	79
<b>Criminal</b>	2024	5	21	11	14	11	-	-	-	-	-	-	-	62	-21%	62
	2023	21	24	6	21	6	31	11	11	14	11	19	15	78	▼	190
<b>Concealed Handgun Permits</b>	2024	28	18	25	22	16	-	-	-	-	-	-	-	109	-2%	109
	2023	26	23	28	18	16	15	14	22	19	16	20	29	111	▼	246
<b>Miscellaneous/ Other</b>	2024	14	15	17	12	4	-	-	-	-	-	-	-	62	51%	62
	2023	11	9	7	6	8	9	4	9	8	7	7	9	41	▲	94

Filings by Case Category																
Case Categories		Jan	Feb	Mar	Apr	May	Jun	Jul	Aug	Sep	Oct	Nov	Dec	Thru May	% Change	Total
<b>Contested Divorce</b>	2024	1	1	-	-	-	-	-	-	-	-	-	-	2	-33%	2
	2023	-	2	-	1	-	1	-	1	-	-	-	2	3	▼	7
<b>Domestic and Family - Level 1</b>	2024	-	-	-	-	2	-	-	-	-	-	-	-	2	100%	2
	2023	1	-	-	-	-	-	-	1	3	-	4	-	1	▲	9
<b>Domestic and Family - Level 2</b>	2024	-	1	-	-	-	-	-	-	-	-	-	-	1	0%	1
	2023	-	-	-	-	1	-	-	-	1	-	-	-	1	↔	2
<b>Felonies and Related Matters</b>	2024	3	20	8	8	8	-	-	-	-	-	-	-	47	2%	47
	2023	15	13	2	11	5	13	4	4	12	6	13	13	46	▲	111
<b>General Civil - Level 1</b>	2024	-	-	-	-	-	-	-	-	-	-	-	-	0	0	0
	2023	-	-	-	-	-	-	-	-	-	1	-	-	0	↔	1
<b>General Civil - Level 2</b>	2024	1	1	1	-	-	-	-	-	-	-	-	-	3	0%	3
	2023	1	-	1	-	1	-	1	1	1	2	-	5	3	↔	13
<b>General Civil - Level 3</b>	2024	2	1	-	1	-	-	-	-	-	-	-	-	4	-33%	4
	2023	3	2	-	-	1	4	2	4	1	-	-	1	6	▼	18
<b>Miscellaneous Civil</b>	2024	36	21	34	26	19	-	-	-	-	-	-	-	136	-1%	136
	2023	34	27	33	22	21	20	17	30	20	22	26	37	137	▼	309
<b>Misdemeanor</b>	2024	2	1	3	4	3	-	-	-	-	-	-	-	13	-35%	13
	2023	6	6	3	5	-	18	3	5	2	5	6	2	20	▼	61
<b>Other</b>	2024	6	12	8	8	1	-	-	-	-	-	-	-	35	133%	35
	2023	3	5	3	2	2	4	2	2	7	1	1	1	15	▲	33
<b>Other Criminally Related Matters</b>	2024	-	-	-	2	-	-	-	-	-	-	-	-	2	-83%	2
	2023	-	5	1	5	1	-	4	2	-	-	-	-	12	▼	18
<b>Probates/Wills &amp; Trusts - Level 2</b>	2024	1	-	-	1	-	-	-	-	-	-	-	-	2	0%	2
	2023	-	1	1	-	-	-	-	-	-	1	-	-	2	↔	3
<b>Uncontested Divorce</b>	2024	-	-	1	1	2	-	-	-	-	-	-	-	4	-64%	4
	2023	1	2	4	2	2	1	2	4	1	2	2	1	11	▼	24

Dashboard		Monthly Filings Summary		Jan --- May Filings					
<p><b>Court:</b> Halifax Circuit  <b>Start/End Date:</b> Jan-23 / May-24  <b>2023 Average Month:</b> 224  <b>Jan-May 2023:</b> 1,208  <b>Filings Trending:</b> ▼</p>	<p><b>Circuit/Court ID:</b> 10 210083  <b>Type of Case:</b> Filings  <b>2024 Average Month:</b> 220  <b>Jan-May 2024 :</b> 1,102  <b>Overall AVG. Month:</b> 223</p>	<p>Jan 23 - May 24</p>		<table border="1" style="margin: auto;"> <tr> <td style="text-align: center;">1,102</td> <td style="text-align: center;">1,208</td> </tr> <tr> <td style="text-align: center;">2024</td> <td style="text-align: center;">2023</td> </tr> </table>		1,102	1,208	2024	2023
1,102	1,208								
2024	2023								

Filings by Division																
Divisions		Jan	Feb	Mar	Apr	May	Jun	Jul	Aug	Sep	Oct	Nov	Dec	Thru May	% Change	Total
<b>Total</b>	2024	246	233	238	196	189	-	-	-	-	-	-	-	1,102	-9%	1,102
	2023	249	222	247	289	201	223	181	226	157	339	171	180	1,208	▼	2,685
<b>Civil</b>	2024	15	18	25	23	31	-	-	-	-	-	-	-	112	-7%	112
	2023	24	19	31	34	12	37	18	36	22	26	18	23	120	▼	300
<b>Criminal</b>	2024	137	111	104	86	81	-	-	-	-	-	-	-	519	-7%	519
	2023	93	76	97	172	120	82	64	89	77	216	91	84	558	▼	1,261
<b>Concealed Handgun Permits</b>	2024	66	66	64	61	48	-	-	-	-	-	-	-	305	-15%	305
	2023	98	82	80	52	47	61	60	63	43	73	50	61	359	▼	770
<b>Miscellaneous/Other</b>	2024	28	38	45	26	29	-	-	-	-	-	-	-	166	-3%	166
	2023	34	45	39	31	22	43	39	37	14	23	12	12	171	▼	351
<b>Others</b>	2024	-	-	-	-	-	-	-	-	-	-	-	-	0	0	0
	2023	-	-	-	-	-	-	-	1	1	1	-	-	0	↔	3

Filings by Case Category																
Case Categories		Jan	Feb	Mar	Apr	May	Jun	Jul	Aug	Sep	Oct	Nov	Dec	Thru May	% Change	Total
<b>Administrative Law</b>	2024	-	-	-	-	1	-	-	-	-	-	-	-	1	-50%	1
	2023	-	-	2	-	-	-	-	-	1	-	-	-	2	▼	3
<b>Contested Divorce</b>	2024	3	6	3	6	1	-	-	-	-	-	-	-	19	27%	19
	2023	4	2	5	3	1	6	1	3	3	2	1	3	15	▲	34
<b>Domestic and Family - Level 1</b>	2024	1	3	4	1	9	-	-	-	-	-	-	-	18	260%	18
	2023	3	-	-	2	-	2	1	1	1	4	4	1	5	▲	19
<b>Domestic and Family - Level 2</b>	2024	1	-	2	-	1	-	-	-	-	-	-	-	4	0%	4
	2023	1	3	-	-	-	3	1	2	-	1	2	-	4	↔	13
<b>Felonies and Related Matters</b>	2024	92	68	75	55	58	-	-	-	-	-	-	-	348	-8%	348
	2023	42	47	70	143	77	46	38	58	43	104	57	60	379	▼	785
<b>General Civil - Level 1</b>	2024	-	2	-	1	-	-	-	-	-	-	-	-	3	200%	3
	2023	-	1	-	-	-	1	-	-	-	-	-	-	1	▲	2
<b>General Civil - Level 2</b>	2024	5	4	1	4	3	-	-	-	-	-	-	-	17	-15%	17
	2023	5	1	4	7	3	5	4	4	4	2	2	3	20	▼	44
<b>General Civil - Level 3</b>	2024	1	2	9	10	6	-	-	-	-	-	-	-	28	-26%	28
	2023	5	3	7	19	4	3	5	6	2	6	2	4	38	▼	66
<b>Miscellaneous Civil</b>	2024	76	86	88	72	56	-	-	-	-	-	-	-	378	-10%	378
	2023	112	97	94	61	56	77	71	75	55	95	61	72	420	▼	926
<b>Misdemeanor</b>	2024	45	35	22	27	23	-	-	-	-	-	-	-	152	-2%	152
	2023	40	29	29	19	38	28	18	21	20	102	22	24	155	▼	390
<b>Other</b>	2024	15	17	20	13	18	-	-	-	-	-	-	-	83	-24%	83
	2023	20	30	26	20	13	30	24	34	1	2	-	-	109	▼	200
<b>Other Criminally Related Matters</b>	2024	1	8	7	4	-	-	-	-	-	-	-	-	20	-31%	20
	2023	11	1	2	10	5	8	8	10	14	10	12	1	29	▼	92
<b>Probates/Wills &amp; Trusts - Level 1</b>	2024	-	-	-	-	1	-	-	-	-	-	-	-	1	1	1
	2023	-	-	-	-	-	1	-	1	-	-	-	-	0	↔	2
<b>Probates/Wills &amp; Trusts - Level 2</b>	2024	-	-	2	-	4	-	-	-	-	-	-	-	6	200%	6
	2023	-	-	1	-	1	5	2	3	7	1	2	3	2	▲	25
<b>Uncontested Divorce</b>	2024	6	2	5	3	8	-	-	-	-	-	-	-	24	-17%	24
	2023	6	8	7	5	3	8	8	8	6	10	6	9	29	▼	84

This report reflects data in the case management system. Numbers will update accordingly as reports are refreshed and posted.

# CPSS-CCMS-10.01 CASELOAD STATISTICS OF THE CIRCUIT COURTS

Lunenburg

January 2023 -- May 2024 Filings

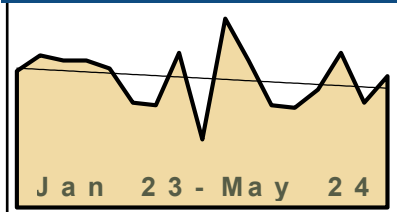
Alexandria and Fairfax Circuit are not Included in State Totals

## Dashboard

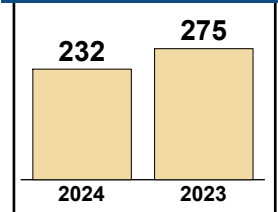
**Court:** Lunenburg Circuit  
**Start/End Date:** Jan-23 / May-24  
**2023 Average Month:** 51  
**Jan-May 2023:** 275  
**Filings Trending:** ▼

**Circuit/Court ID:** 10 210111  
**Type of Case:** Filings  
**2024 Average Month:** 46  
**Jan-May 2024 :** 232  
**Overall AVG. Month:** 49

## Monthly Filings Summary



## Jan --- May Filings



## Filings by Division

Divisions	Jan	Feb	Mar	Apr	May	Jun	Jul	Aug	Sep	Oct	Nov	Dec	Thru May	% Change	Total
<b>Total</b>	38	45	59	40	50	-	-	-	-	-	-	-	232	-16%	232
2023	52	58	56	56	53	40	39	59	26	72	56	39	275	▼	606
<b>Civil</b>	3	8	10	5	9	-	-	-	-	-	-	-	35	119%	35
2023	2	7	-	2	5	5	1	1	3	2	2	2	16	▲	32
<b>Criminal</b>	15	9	16	9	14	-	-	-	-	-	-	-	63	-21%	63
2023	6	20	5	33	16	17	10	21	6	37	26	4	80	▼	201
<b>Concealed Handgun Permits</b>	13	24	24	21	24	-	-	-	-	-	-	-	106	-14%	106
2023	28	23	35	13	24	13	17	25	11	26	18	16	123	▼	249
<b>Miscellaneous/Other</b>	7	4	9	4	3	-	-	-	-	-	-	-	27	-52%	27
2023	16	8	16	8	8	5	11	12	6	7	10	17	56	▼	124
<b>Others</b>	-	-	-	1	-	-	-	-	-	-	-	-	1	1	1
2023	-	-	-	-	-	-	-	-	-	-	-	-	0	↔	0

## Filings by Case Category

Case Categories	Jan	Feb	Mar	Apr	May	Jun	Jul	Aug	Sep	Oct	Nov	Dec	Thru May	% Change	Total
<b>Contested Divorce</b>	1	-	2	1	2	-	-	-	-	-	-	-	6	100%	6
2023	1	1	-	1	-	1	-	-	-	-	-	1	3	▲	5
<b>Domestic and Family - Level 1</b>	-	1	2	-	-	-	-	-	-	-	-	-	3	50%	3
2023	-	2	-	-	-	-	-	-	-	-	-	-	2	▲	2
<b>Felonies and Related Matters</b>	14	7	13	8	11	-	-	-	-	-	-	-	53	6%	53
2023	3	8	3	22	14	15	6	17	4	31	17	4	50	▲	144
<b>General Civil - Level 1</b>	-	-	-	-	-	-	-	-	-	-	-	-	0	-100%	0
2023	-	-	-	1	-	-	-	-	-	-	-	-	1	▼	1
<b>General Civil - Level 2</b>	2	3	3	1	-	-	-	-	-	-	-	-	9	-57%	9
2023	10	2	5	3	1	1	7	1	1	1	-	3	21	▼	35
<b>General Civil - Level 3</b>	1	4	-	2	3	-	-	-	-	-	-	-	10	-17%	10
2023	5	2	2	1	2	-	2	4	3	-	-	1	12	▼	23
<b>Miscellaneous Civil</b>	18	26	33	23	25	-	-	-	-	-	-	-	125	-14%	125
2023	29	28	44	16	29	17	19	28	13	32	27	30	146	▼	312
<b>Misdemeanor</b>	1	2	3	-	2	-	-	-	-	-	-	-	8	-72%	8
2023	2	12	2	11	2	2	1	3	1	6	5	-	29	▼	47
<b>Other</b>	-	-	-	1	-	-	-	-	-	-	-	-	1	0%	1
2023	-	-	-	-	1	1	-	4	1	-	1	-	1	↔	8
<b>Other Criminally Related Matters</b>	-	-	-	1	1	-	-	-	-	-	-	-	2	100%	2
2023	1	-	-	-	-	-	3	1	1	-	4	-	1	▲	10
<b>Probates/Wills &amp; Trusts - Level 2</b>	-	-	-	-	-	-	-	-	-	-	-	-	0	-100%	0
2023	-	1	-	-	-	-	-	-	2	1	-	-	1	▼	4
<b>Protective Orders</b>	-	-	1	-	-	-	-	-	-	-	-	-	1	1	1
2023	-	-	-	-	-	-	-	-	-	-	-	-	0	↔	0
<b>Uncontested Divorce</b>	1	2	2	3	6	-	-	-	-	-	-	-	14	75%	14
2023	1	2	-	1	4	3	1	1	-	1	1	-	8	▲	15

# CPSS-CCMS-10.01 CASELOAD STATISTICS OF THE CIRCUIT COURTS

Mecklenburg

January 2023 -- May 2024 Filings

Alexandria and Fairfax Circuit are not Included in State Totals

Dashboard	Monthly Filings Summary	Jan --- May Filings
<p><b>Court:</b> Mecklenburg Circuit  <b>Start/End Date:</b> Jan-23 / May-24  <b>2023 Average Month:</b> 271  <b>Jan-May 2023:</b> 1,502  <b>Filings Trending:</b> ▼</p> <p><b>Circuit/Court ID:</b> 10 210117  <b>Type of Case:</b> Filings  <b>2024 Average Month:</b> 268  <b>Jan-May 2024 :</b> 1,341  <b>Overall AVG. Month:</b> 270</p>	<p>Jan 23 - May 24</p>	<p>2024: 1,341 2023: 1,502</p>

Filings by Division																
Divisions		Jan	Feb	Mar	Apr	May	Jun	Jul	Aug	Sep	Oct	Nov	Dec	Thru May	% Change	Total
<b>Total</b>	2024	343	283	264	272	179	-	-	-	-	-	-	-	1,341	-11%	1,341
	2023	251	283	337	274	357	245	190	323	320	257	234	176	1,502	▼	3,247
<b>Civil</b>	2024	40	45	36	36	37	-	-	-	-	-	-	-	194	-27%	194
	2023	33	52	79	50	51	47	29	36	98	41	44	34	265	▼	594
<b>Criminal</b>	2024	186	128	132	163	65	-	-	-	-	-	-	-	674	11%	674
	2023	81	116	116	98	194	112	94	202	122	116	111	87	605	▲	1,449
<b>Concealed Handgun Permits</b>	2024	76	62	62	52	57	-	-	-	-	-	-	-	309	-24%	309
	2023	94	72	83	85	74	55	42	53	56	54	53	30	408	▼	751
<b>Miscellaneous/Other</b>	2024	40	47	31	21	20	-	-	-	-	-	-	-	159	-28%	159
	2023	42	42	59	41	38	30	24	32	44	46	25	25	222	▼	448
<b>Others</b>	2024	1	1	3	-	-	-	-	-	-	-	-	-	5	150%	5
	2023	1	1	-	-	-	1	1	-	-	-	-	-	2	▲	5

Filings by Case Category																
Case Categories		Jan	Feb	Mar	Apr	May	Jun	Jul	Aug	Sep	Oct	Nov	Dec	Thru May	% Change	Total
<b>Administrative Law</b>	2024	-	-	-	-	-	-	-	-	-	-	-	-	0	0	0
	2023	-	-	-	-	-	1	-	-	-	-	-	-	0	↔	1
<b>Capital Murder</b>	2024	-	-	-	-	-	-	-	-	-	-	-	-	0	0	0
	2023	-	-	-	-	-	-	-	2	-	-	-	-	0	↔	2
<b>Contested Divorce</b>	2024	9	12	11	7	8	-	-	-	-	-	-	-	47	-29%	47
	2023	4	11	28	10	13	3	9	5	13	5	6	6	66	▼	113
<b>Domestic and Family - Level 1</b>	2024	4	3	2	2	-	-	-	-	-	-	-	-	11	-66%	11
	2023	3	9	10	5	5	12	4	5	8	2	6	1	32	▼	70
<b>Domestic and Family - Level 2</b>	2024	1	-	-	1	1	-	-	-	-	-	-	-	3	50%	3
	2023	-	-	-	-	2	3	-	1	3	1	-	2	2	▲	12
<b>Felonies and Related Matters</b>	2024	157	81	68	121	47	-	-	-	-	-	-	-	474	3%	474
	2023	60	94	84	57	165	69	70	132	81	89	69	29	460	▲	999
<b>General Civil - Level 1</b>	2024	-	-	-	-	-	-	-	-	-	-	-	-	0	-100%	0
	2023	-	-	1	-	-	-	1	-	-	-	1	-	1	▼	3
<b>General Civil - Level 2</b>	2024	6	2	3	6	9	-	-	-	-	-	-	-	26	86%	26
	2023	2	3	4	2	3	2	5	3	10	9	4	6	14	▲	53
<b>General Civil - Level 3</b>	2024	-	3	2	2	-	-	-	-	-	-	-	-	7	-50%	7
	2023	2	2	5	2	3	3	2	3	46	2	6	5	14	▼	81
<b>Miscellaneous Civil</b>	2024	85	82	73	65	68	-	-	-	-	-	-	-	373	-22%	373
	2023	103	85	100	107	84	67	47	65	78	74	62	43	479	▼	915
<b>Misdemeanor</b>	2024	23	32	60	36	9	-	-	-	-	-	-	-	160	48%	160
	2023	20	22	24	18	24	35	20	60	37	26	37	51	108	▲	374
<b>Other</b>	2024	31	25	22	6	8	-	-	-	-	-	-	-	92	-38%	92
	2023	35	29	40	18	27	17	16	19	23	24	16	10	149	▼	274
<b>Other Criminally Related Matters</b>	2024	6	15	4	6	9	-	-	-	-	-	-	-	40	0%	40
	2023	1	2	8	23	6	8	4	8	4	1	5	7	40	↔	77
<b>Probates/Wills &amp; Trusts - Level 1</b>	2024	-	-	1	1	1	-	-	-	-	-	-	-	3	-50%	3
	2023	-	3	-	1	2	1	1	-	-	-	-	-	6	▼	8
<b>Probates/Wills &amp; Trusts - Level 2</b>	2024	2	1	-	2	-	-	-	-	-	-	-	-	5	-29%	5
	2023	2	2	2	1	-	-	-	-	1	3	-	-	7	▼	11
<b>Protective Orders</b>	2024	-	-	-	-	-	-	-	-	-	-	-	-	0	-100%	0
	2023	-	-	1	-	-	-	-	-	-	-	-	-	1	▼	1
<b>Uncontested Divorce</b>	2024	19	27	18	17	19	-	-	-	-	-	-	-	100	-19%	100
	2023	19	21	30	30	23	24	11	20	16	21	22	16	123	▼	253

Dashboard		Monthly Filings Summary		Jan --- May Filings	
<p><b>Court:</b> Prince Edward Circuit  <b>Start/End Date:</b> Jan-23 / May-24  <b>2023 Average Month:</b> 114  <b>Jan-May 2023:</b> 551  <b>Filings Trending:</b> ▲</p>	<p><b>Circuit/Court ID:</b> 10 210147  <b>Type of Case:</b> Filings  <b>2024 Average Month:</b> 129  <b>Jan-May 2024 :</b> 644  <b>Overall AVG. Month:</b> 118</p>				

Filings by Division																
Divisions		Jan	Feb	Mar	Apr	May	Jun	Jul	Aug	Sep	Oct	Nov	Dec	Thru May	% Change	Total
<b>Total</b>	2024	123	93	112	211	105	-	-	-	-	-	-	-	644	17%	644
	2023	120	90	119	96	126	130	123	103	136	123	106	97	551	▲	1,369
<b>Civil</b>	2024	9	6	12	20	15	-	-	-	-	-	-	-	62	22%	62
	2023	7	6	10	8	20	10	17	8	13	9	10	11	51	▲	129
<b>Criminal</b>	2024	63	28	55	146	48	-	-	-	-	-	-	-	340	72%	340
	2023	37	30	47	33	51	74	65	39	83	68	51	46	198	▲	624
<b>Concealed Handgun Permits</b>	2024	26	33	20	15	24	-	-	-	-	-	-	-	118	-30%	118
	2023	42	38	34	31	23	18	17	34	25	29	26	28	168	▼	345
<b>Miscellaneous/ Other</b>	2024	25	25	25	30	18	-	-	-	-	-	-	-	123	-7%	123
	2023	34	15	28	23	32	28	24	22	15	17	19	12	132	▼	269
<b>Others</b>	2024	-	1	-	-	-	-	-	-	-	-	-	-	1	-50%	1
	2023	-	1	-	1	-	-	-	-	-	-	-	-	2	▼	2

Filings by Case Category																
Case Categories		Jan	Feb	Mar	Apr	May	Jun	Jul	Aug	Sep	Oct	Nov	Dec	Thru May	% Change	Total
<b>Administrative Law</b>	2024	-	-	-	-	-	-	-	-	-	-	-	-	0	0	0
	2023	-	-	-	-	-	-	-	1	-	-	-	-	0	↔	1
<b>Capital Murder</b>	2024	-	-	-	-	-	-	-	-	-	-	-	-	0	-100%	0
	2023	-	-	1	-	-	-	-	1	-	-	-	-	1	▼	2
<b>Contested Divorce</b>	2024	1	2	-	3	2	-	-	-	-	-	-	-	8	0%	8
	2023	2	-	1	2	3	-	4	1	1	1	-	1	8	↔	16
<b>Domestic and Family - Level 1</b>	2024	-	-	1	5	-	-	-	-	-	-	-	-	6	100%	6
	2023	-	-	1	-	2	1	2	2	4	2	2	-	3	▲	16
<b>Domestic and Family - Level 2</b>	2024	-	-	1	-	1	-	-	-	-	-	-	-	2	100%	2
	2023	-	-	1	-	-	-	-	2	-	-	-	-	1	▲	4
<b>Felonies and Related Matters</b>	2024	61	8	44	129	38	-	-	-	-	-	-	-	280	103%	280
	2023	27	19	33	18	41	51	44	22	66	48	42	37	138	▲	448
<b>General Civil - Level 1</b>	2024	-	1	-	-	-	-	-	-	-	-	-	-	1	0%	1
	2023	-	1	-	-	-	-	-	-	-	-	-	-	1	↔	1
<b>General Civil - Level 2</b>	2024	2	2	5	4	5	-	-	-	-	-	-	-	18	100%	18
	2023	-	1	3	1	4	2	4	1	1	4	2	4	9	▲	27
<b>General Civil - Level 3</b>	2024	-	2	2	2	1	-	-	-	-	-	-	-	7	75%	7
	2023	-	1	1	-	2	-	1	1	1	-	1	3	4	▲	11
<b>Miscellaneous Civil</b>	2024	37	45	38	28	30	-	-	-	-	-	-	-	178	-18%	178
	2023	46	43	47	44	38	31	27	42	32	39	33	30	218	▼	452
<b>Misdemeanor</b>	2024	3	18	8	17	9	-	-	-	-	-	-	-	55	0%	55
	2023	10	11	13	13	8	18	18	10	16	12	9	9	55	↔	147
<b>Other</b>	2024	14	12	7	17	12	-	-	-	-	-	-	-	62	-27%	62
	2023	31	10	15	11	18	16	15	12	9	7	12	10	85	▼	166
<b>Other Criminally Related Matters</b>	2024	-	2	3	1	1	-	-	-	-	-	-	-	7	40%	7
	2023	-	-	-	2	3	5	3	6	1	8	-	-	5	▲	28
<b>Probates/Wills &amp; Trusts - Level 1</b>	2024	1	-	-	-	-	-	-	-	-	-	-	-	1	0%	1
	2023	-	1	-	-	-	-	-	1	-	-	-	-	1	↔	2
<b>Probates/Wills &amp; Trusts - Level 2</b>	2024	1	-	1	1	2	-	-	-	-	-	-	-	5	0%	5
	2023	1	1	2	1	-	1	-	-	1	-	1	-	5	↔	8
<b>Protective Orders</b>	2024	-	-	-	-	1	-	-	-	-	-	-	-	1	1	1
	2023	-	-	-	-	-	-	-	-	2	-	2	-	0	↔	4
<b>Uncontested Divorce</b>	2024	3	1	2	4	3	-	-	-	-	-	-	-	13	-24%	13
	2023	3	2	1	4	7	5	4	2	2	2	2	2	17	▼	36



Dashboard	Monthly Filings Summary	Jan --- May Filings				
<p><b>Court:</b> Amelia Circuit  <b>Start/End Date:</b> Jan-23 / May-24  <b>2023 Average Month:</b> 73  <b>Jan-May 2023:</b> 360  <b>Filings Trending:</b> ▲</p> <p><b>Circuit/Court ID:</b> 11 211007  <b>Type of Case:</b> Filings  <b>2024 Average Month:</b> 75  <b>Jan-May 2024 :</b> 373  <b>Overall AVG. Month:</b> 73</p>	<p>Jan 23 - May 24</p>	<table border="1" style="margin: auto;"> <tr> <td style="width:50%; text-align: center;"><b>373</b></td> <td style="width:50%; text-align: center;"><b>360</b></td> </tr> <tr> <td style="text-align: center;">2024</td> <td style="text-align: center;">2023</td> </tr> </table>	<b>373</b>	<b>360</b>	2024	2023
<b>373</b>	<b>360</b>					
2024	2023					

Filings by Division																
Divisions		Jan	Feb	Mar	Apr	May	Jun	Jul	Aug	Sep	Oct	Nov	Dec	Thru May	% Change	Total
<b>Total</b>	2024	85	94	59	69	66	-	-	-	-	-	-	-	373	4%	373
	2023	87	68	78	73	54	79	60	88	57	74	60	98	360	▲	876
<b>Civil</b>	2024	6	10	9	8	13	-	-	-	-	-	-	-	46	44%	46
	2023	5	5	6	8	8	6	6	7	7	6	6	5	32	▲	75
<b>Criminal</b>	2024	22	19	7	16	13	-	-	-	-	-	-	-	77	-14%	77
	2023	21	20	14	25	10	33	18	44	21	21	15	49	90	▼	291
<b>Concealed Handgun Permits</b>	2024	46	45	32	33	28	-	-	-	-	-	-	-	184	0%	184
	2023	47	33	48	29	27	32	30	24	25	35	32	36	184	↔	398
<b>Miscellaneous/ Other</b>	2024	10	20	11	12	12	-	-	-	-	-	-	-	65	20%	65
	2023	14	10	10	11	9	8	6	13	4	12	7	8	54	▲	112
<b>Others</b>	2024	1	-	-	-	-	-	-	-	-	-	-	-	1	1	1
	2023	-	-	-	-	-	-	-	-	-	-	-	-	0	↔	0

Filings by Case Category																
Case Categories		Jan	Feb	Mar	Apr	May	Jun	Jul	Aug	Sep	Oct	Nov	Dec	Thru May	% Change	Total
<b>Contested Divorce</b>	2024	-	1	-	1	1	-	-	-	-	-	-	-	3	0%	3
	2023	-	-	2	1	-	2	2	2	-	1	2	-	3	↔	12
<b>Domestic and Family - Level 1</b>	2024	-	1	2	2	2	-	-	-	-	-	-	-	7	75%	7
	2023	-	1	-	3	-	1	-	-	1	-	2	-	4	▲	8
<b>Domestic and Family - Level 2</b>	2024	-	-	-	-	-	-	-	-	-	-	-	-	0	-100%	0
	2023	-	-	1	-	-	-	-	-	-	-	-	-	1	▼	1
<b>Felonies and Related Matters</b>	2024	18	13	3	12	9	-	-	-	-	-	-	-	55	-7%	55
	2023	10	14	10	20	5	29	13	16	11	17	7	35	59	▼	187
<b>General Civil - Level 1</b>	2024	1	-	-	-	-	-	-	-	-	-	-	-	1	1	1
	2023	-	-	-	-	-	-	-	-	-	-	-	-	0	↔	0
<b>General Civil - Level 2</b>	2024	2	-	2	2	2	-	-	-	-	-	-	-	8	-11%	8
	2023	1	1	2	4	1	2	3	1	3	3	1	2	9	▼	24
<b>General Civil - Level 3</b>	2024	3	2	1	-	6	-	-	-	-	-	-	-	12	200%	12
	2023	3	-	-	1	-	-	1	1	1	1	-	2	4	▲	10
<b>Miscellaneous Civil</b>	2024	49	56	39	39	36	-	-	-	-	-	-	-	219	3%	219
	2023	56	38	52	32	35	36	36	31	28	42	34	41	213	▲	461
<b>Misdemeanor</b>	2024	4	6	2	4	3	-	-	-	-	-	-	-	19	-41%	19
	2023	10	4	4	4	10	4	3	26	10	4	7	13	32	▼	99
<b>Other</b>	2024	7	9	3	5	3	-	-	-	-	-	-	-	27	23%	27
	2023	5	5	6	6	-	3	-	6	1	3	3	2	22	▲	40
<b>Other Criminally Related Matters</b>	2024	-	1	2	-	1	-	-	-	-	-	-	-	4	0%	4
	2023	1	2	-	1	-	-	2	2	-	-	1	1	4	↔	10
<b>Probates/Wills &amp; Trusts - Level 1</b>	2024	-	-	-	-	-	-	-	-	-	-	-	-	0	0	0
	2023	-	-	-	-	-	-	-	1	-	-	-	-	0	↔	1
<b>Probates/Wills &amp; Trusts - Level 2</b>	2024	-	-	1	1	-	-	-	-	-	-	-	-	2	100%	2
	2023	-	1	-	-	-	-	-	-	-	1	1	1	1	▲	4
<b>Uncontested Divorce</b>	2024	1	5	4	3	3	-	-	-	-	-	-	-	16	100%	16
	2023	1	2	1	1	3	2	-	2	2	2	2	1	8	▲	19

Dashboard		Circuit/Court ID: 11 211053		Monthly Filings Summary		Jan --- May Filings	
<b>Court:</b> Dinwiddie Circuit	<b>Start/End Date:</b> Jan-23 / May-24	<b>Type of Case:</b> Filings					
<b>2023 Average Month:</b> 142	<b>2024 Average Month:</b> 166	<b>Jan-May 2023:</b> 818	<b>Jan-May 2024 :</b> 828			828	818
<b>Filings Trending:</b> ↔	<b>Overall AVG. Month:</b> 149					2024	2023

Filings by Division																
Divisions		Jan	Feb	Mar	Apr	May	Jun	Jul	Aug	Sep	Oct	Nov	Dec	Thru May	% Change	Total
<b>Total</b>	2024	182	166	172	169	139	-	-	-	-	-	-	-	828	1%	828
	2023	168	158	195	142	155	110	101	122	162	132	131	128	818	▲	1,704
<b>Civil</b>	2024	18	24	17	21	17	-	-	-	-	-	-	-	97	-3%	97
	2023	22	17	19	19	23	17	16	14	17	23	22	20	100	▼	229
<b>Criminal</b>	2024	85	65	59	65	51	-	-	-	-	-	-	-	325	26%	325
	2023	35	45	61	57	60	36	14	47	77	42	36	54	258	▲	564
<b>Concealed Handgun Permits</b>	2024	63	67	71	56	45	-	-	-	-	-	-	-	302	-21%	302
	2023	94	82	92	54	60	40	52	46	54	49	62	44	382	▼	729
<b>Miscellaneous/Other</b>	2024	16	10	22	27	26	-	-	-	-	-	-	-	101	29%	101
	2023	17	14	23	12	12	17	19	15	14	17	11	10	78	▲	181
<b>Others</b>	2024	-	-	3	-	-	-	-	-	-	-	-	-	3	3	3
	2023	-	-	-	-	-	-	-	-	-	1	-	-	0	↔	1

Filings by Case Category																
Case Categories		Jan	Feb	Mar	Apr	May	Jun	Jul	Aug	Sep	Oct	Nov	Dec	Thru May	% Change	Total
<b>Administrative Law</b>	2024	-	-	1	-	-	-	-	-	-	-	-	-	1	1	1
	2023	-	-	-	-	-	-	-	-	-	-	-	-	0	↔	0
<b>Capital Murder</b>	2024	-	1	-	-	-	-	-	-	-	-	-	-	1	1	1
	2023	-	-	-	-	-	-	-	-	-	-	-	-	0	↔	0
<b>Contested Divorce</b>	2024	1	3	2	5	1	-	-	-	-	-	-	-	12	100%	12
	2023	2	-	1	1	2	-	3	-	1	3	2	3	6	▲	18
<b>Domestic and Family - Level 1</b>	2024	3	5	3	1	2	-	-	-	-	-	-	-	14	40%	14
	2023	4	1	1	1	3	2	1	-	-	3	2	5	10	▲	23
<b>Domestic and Family - Level 2</b>	2024	-	2	2	2	5	-	-	-	-	-	-	-	11	-21%	11
	2023	1	2	3	2	6	2	2	1	-	4	5	1	14	▼	29
<b>Felonies and Related Matters</b>	2024	45	45	28	49	22	-	-	-	-	-	-	-	189	30%	189
	2023	15	24	40	33	33	13	9	21	40	23	11	30	145	▲	292
<b>General Civil - Level 1</b>	2024	-	1	-	-	-	-	-	-	-	-	-	-	1	0%	1
	2023	-	-	-	1	-	-	1	-	-	-	-	-	1	↔	2
<b>General Civil - Level 2</b>	2024	5	1	3	5	5	-	-	-	-	-	-	-	19	-5%	19
	2023	2	3	7	4	4	3	5	2	4	7	3	3	20	▼	47
<b>General Civil - Level 3</b>	2024	7	4	1	3	3	-	-	-	-	-	-	-	18	29%	18
	2023	3	2	2	5	2	3	1	1	3	2	3	6	14	▲	33
<b>Miscellaneous Civil</b>	2024	78	76	92	82	67	-	-	-	-	-	-	-	395	-15%	395
	2023	112	97	116	64	73	57	68	63	68	65	74	54	462	▼	911
<b>Misdemeanor</b>	2024	28	17	24	14	24	-	-	-	-	-	-	-	107	23%	107
	2023	14	15	16	21	21	17	2	23	30	16	20	18	87	▲	213
<b>Other</b>	2024	-	1	5	-	1	-	-	-	-	-	-	-	7	75%	7
	2023	-	1	-	3	-	1	-	1	-	1	1	-	4	▲	8
<b>Other Criminally Related Matters</b>	2024	12	2	7	3	5	-	-	-	-	-	-	-	29	7%	29
	2023	7	6	5	3	6	6	3	6	7	3	5	6	27	▲	63
<b>Probates/Wills &amp; Trusts - Level 1</b>	2024	-	-	-	-	-	-	-	-	-	-	-	-	0	-100%	0
	2023	-	1	-	-	1	-	-	-	-	-	-	-	2	▼	2
<b>Probates/Wills &amp; Trusts - Level 2</b>	2024	1	1	2	1	1	-	-	-	-	-	-	-	6	20%	6
	2023	2	1	-	2	-	2	1	-	1	-	-	-	5	▲	9
<b>Uncontested Divorce</b>	2024	2	7	2	4	3	-	-	-	-	-	-	-	18	-14%	18
	2023	6	5	4	2	4	4	5	4	8	5	5	2	21	▼	54

Dashboard	Monthly Filings Summary	Jan --- May Filings
<p><b>Court:</b> Nottoway Circuit  <b>Start/End Date:</b> Jan-23 / May-24  <b>2023 Average Month:</b> 95  <b>Jan-May 2023:</b> 505  <b>Filings Trending:</b> ▲</p> <p><b>Circuit/Court ID:</b> 11 211135  <b>Type of Case:</b> Filings  <b>2024 Average Month:</b> 117  <b>Jan-May 2024 :</b> 584  <b>Overall AVG. Month:</b> 101</p>	<p>Jan 23 - May 24</p>	<p><b>584</b>      <b>505</b></p> <p>2024      2023</p>

Filings by Division																
Divisions		Jan	Feb	Mar	Apr	May	Jun	Jul	Aug	Sep	Oct	Nov	Dec	Thru May	% Change	Total
<b>Total</b>	2024	94	124	82	175	109	-	-	-	-	-	-	-	584	16%	584
	2023	106	101	122	73	103	80	73	97	72	128	90	92	505	▲	1,137
<b>Civil</b>	2024	10	47	8	113	9	-	-	-	-	-	-	-	187	234%	187
	2023	4	16	8	14	14	10	15	12	11	18	10	12	56	▲	144
<b>Criminal</b>	2024	45	30	31	28	65	-	-	-	-	-	-	-	199	-6%	199
	2023	46	39	44	27	56	27	20	40	23	69	38	34	212	▼	463
<b>Concealed Handgun Permits</b>	2024	23	31	28	25	24	-	-	-	-	-	-	-	131	-21%	131
	2023	45	25	51	20	24	31	19	29	20	23	25	32	165	▼	344
<b>Miscellaneous/Other</b>	2024	16	16	15	8	11	-	-	-	-	-	-	-	66	-7%	66
	2023	11	21	19	11	9	12	19	16	18	17	17	14	71	▼	184
<b>Others</b>	2024	-	-	-	1	-	-	-	-	-	-	-	-	1	0%	1
	2023	-	-	-	1	-	-	-	-	-	1	-	-	1	↔	2

Filings by Case Category																
Case Categories		Jan	Feb	Mar	Apr	May	Jun	Jul	Aug	Sep	Oct	Nov	Dec	Thru May	% Change	Total
<b>Administrative Law</b>	2024	-	-	-	2	-	-	-	-	-	-	-	-	2	0%	2
	2023	-	-	1	1	-	-	-	-	-	-	-	1	2	↔	3
<b>Contested Divorce</b>	2024	-	1	1	1	-	-	-	-	-	-	-	-	3	-40%	3
	2023	1	-	2	1	1	-	2	2	2	1	1	1	5	▼	14
<b>Domestic and Family - Level 1</b>	2024	-	-	-	-	-	-	-	-	-	-	-	-	0	-100%	0
	2023	-	6	-	-	4	-	1	-	-	6	-	-	10	▼	17
<b>Domestic and Family - Level 2</b>	2024	2	37	3	104	1	-	-	-	-	-	-	-	147	2,000%	147
	2023	-	-	2	3	2	-	4	1	-	1	4	3	7	▲	20
<b>Felonies and Related Matters</b>	2024	31	17	22	15	37	-	-	-	-	-	-	-	122	-27%	122
	2023	37	29	39	20	41	16	10	21	13	43	27	21	166	▼	317
<b>General Civil - Level 1</b>	2024	1	-	-	-	-	-	-	-	-	-	-	-	1	1	1
	2023	-	-	-	-	-	1	-	-	-	-	-	-	0	↔	1
<b>General Civil - Level 2</b>	2024	4	1	-	1	-	-	-	-	-	-	-	-	6	-14%	6
	2023	1	2	-	4	-	1	3	7	6	3	2	6	7	▼	35
<b>General Civil - Level 3</b>	2024	5	4	2	3	4	-	-	-	-	-	-	-	18	50%	18
	2023	-	2	2	4	4	6	3	-	3	5	-	3	12	▲	32
<b>Miscellaneous Civil</b>	2024	31	42	43	32	34	-	-	-	-	-	-	-	182	-14%	182
	2023	51	41	61	27	31	35	32	39	29	30	34	38	211	▼	448
<b>Misdemeanor</b>	2024	12	11	9	7	25	-	-	-	-	-	-	-	64	94%	64
	2023	7	10	4	4	8	6	10	10	7	22	10	13	33	▲	111
<b>Other</b>	2024	4	5	1	2	1	-	-	-	-	-	-	-	13	-48%	13
	2023	5	5	9	4	2	6	5	4	9	10	8	5	25	▼	72
<b>Other Criminally Related Matters</b>	2024	2	2	-	6	3	-	-	-	-	-	-	-	13	-7%	13
	2023	2	-	1	3	8	5	-	9	3	4	1	-	14	▼	36
<b>Probates/Wills &amp; Trusts - Level 1</b>	2024	-	-	-	1	-	-	-	-	-	-	-	-	1	0%	1
	2023	1	-	-	-	-	-	-	-	-	-	-	1	1	↔	2
<b>Probates/Wills &amp; Trusts - Level 2</b>	2024	-	1	-	-	1	-	-	-	-	-	-	-	2	0%	2
	2023	-	-	1	-	1	-	2	2	-	2	-	-	2	↔	8
<b>Uncontested Divorce</b>	2024	2	3	1	1	3	-	-	-	-	-	-	-	10	0%	10
	2023	1	6	-	2	1	4	1	2	-	1	2	1	10	↔	21

Dashboard		Monthly Filings Summary		Jan --- May Filings					
<p><b>Court:</b> Powhatan Circuit  <b>Start/End Date:</b> Jan-23 / May-24  <b>2023 Average Month:</b> 149  <b>Jan-May 2023:</b> 816  <b>Filings Trending:</b> ▼</p>	<p><b>Circuit/Court ID:</b> 11 211145  <b>Type of Case:</b> Filings  <b>2024 Average Month:</b> 154  <b>Jan-May 2024 :</b> 769  <b>Overall AVG. Month:</b> 150</p>	<p style="text-align: center; font-weight: bold;">Jan 23 - May 24</p>		<table style="margin: auto;"> <tr> <td style="text-align: center; width: 50px;">769</td> <td style="text-align: center; width: 50px;">816</td> </tr> <tr> <td style="text-align: center; width: 50px;">2024</td> <td style="text-align: center; width: 50px;">2023</td> </tr> </table>		769	816	2024	2023
769	816								
2024	2023								

Filings by Division																
Divisions		Jan	Feb	Mar	Apr	May	Jun	Jul	Aug	Sep	Oct	Nov	Dec	Thru May	% Change	Total
<b>Total</b>	2024	180	124	172	149	144	-	-	-	-	-	-	-	769	-6%	769
	2023	155	195	199	119	148	131	120	146	134	192	115	128	816	▼	1,782
<b>Civil</b>	2024	16	6	20	13	16	-	-	-	-	-	-	-	71	-8%	71
	2023	15	21	17	4	20	16	18	18	20	19	17	10	77	▼	195
<b>Criminal</b>	2024	15	24	29	11	28	-	-	-	-	-	-	-	107	-22%	107
	2023	10	50	41	18	19	18	14	19	18	39	8	39	138	▼	293
<b>Concealed Handgun Permits</b>	2024	112	70	100	103	77	-	-	-	-	-	-	-	462	-4%	462
	2023	109	105	105	80	80	79	61	77	69	89	69	61	479	▼	984
<b>Miscellaneous/Other</b>	2024	37	24	23	22	22	-	-	-	-	-	-	-	128	5%	128
	2023	21	19	36	17	29	18	27	32	27	44	21	18	122	▲	309
<b>Others</b>	2024	-	-	-	-	1	-	-	-	-	-	-	-	1	1	1
	2023	-	-	-	-	-	-	-	-	-	1	-	-	0	↔	1

Filings by Case Category																
Case Categories		Jan	Feb	Mar	Apr	May	Jun	Jul	Aug	Sep	Oct	Nov	Dec	Thru May	% Change	Total
<b>Administrative Law</b>	2024	1	-	-	-	-	-	-	-	-	-	-	-	1	1	1
	2023	-	-	-	-	-	1	-	-	-	-	1	-	0	↔	2
<b>Contested Divorce</b>	2024	-	3	3	2	1	-	-	-	-	-	-	-	9	13%	9
	2023	1	2	4	1	-	2	1	2	2	3	4	1	8	▲	23
<b>Domestic and Family - Level 1</b>	2024	4	-	-	1	3	-	-	-	-	-	-	-	8	-33%	8
	2023	2	3	-	1	6	2	1	-	4	1	1	4	12	▼	25
<b>Domestic and Family - Level 2</b>	2024	-	-	1	-	1	-	-	-	-	-	-	-	2	2	2
	2023	-	-	-	-	-	-	-	1	-	-	2	-	0	↔	3
<b>Felonies and Related Matters</b>	2024	11	21	16	8	8	-	-	-	-	-	-	-	64	-38%	64
	2023	8	41	33	13	8	12	12	8	15	32	7	29	103	▼	218
<b>General Civil - Level 1</b>	2024	-	-	-	-	-	-	-	-	-	-	-	-	0	-100%	0
	2023	-	1	-	-	1	-	-	-	-	-	1	-	2	▼	3
<b>General Civil - Level 2</b>	2024	6	1	8	3	4	-	-	-	-	-	-	-	22	-8%	22
	2023	4	6	3	2	9	6	2	6	6	6	4	1	24	▼	55
<b>General Civil - Level 3</b>	2024	2	1	2	1	2	-	-	-	-	-	-	-	8	14%	8
	2023	-	1	6	-	-	2	1	1	7	4	1	-	7	▲	23
<b>Miscellaneous Civil</b>	2024	128	88	118	115	92	-	-	-	-	-	-	-	541	-1%	541
	2023	122	116	123	90	95	91	81	100	85	113	88	74	546	▼	1,178
<b>Misdemeanor</b>	2024	1	3	12	3	10	-	-	-	-	-	-	-	29	-6%	29
	2023	2	9	4	5	11	6	2	10	4	6	2	12	31	▼	73
<b>Other</b>	2024	18	3	5	9	6	-	-	-	-	-	-	-	41	-9%	41
	2023	5	5	16	5	14	2	7	8	7	18	2	5	45	▼	94
<b>Other Criminally Related Matters</b>	2024	3	-	1	2	10	-	-	-	-	-	-	-	16	300%	16
	2023	-	-	4	-	-	-	1	1	-	1	-	-	4	▲	7
<b>Probates/Wills &amp; Trusts - Level 2</b>	2024	1	-	1	-	2	-	-	-	-	-	-	-	4	-20%	4
	2023	1	3	-	-	1	1	-	1	-	2	1	-	5	▼	10
<b>Protective Orders</b>	2024	-	-	1	-	-	-	-	-	-	-	-	-	1	1	1
	2023	-	-	-	-	-	-	-	-	-	-	-	-	0	↔	0
<b>Uncontested Divorce</b>	2024	5	4	4	5	5	-	-	-	-	-	-	-	23	-21%	23
	2023	10	8	6	2	3	6	12	8	4	4	3	2	29	▼	68

# CPSS-CCMS-10.01 CASELOAD STATISTICS OF THE CIRCUIT COURTS

Petersburg

January 2023 -- May 2024 Filings

Alexandria and Fairfax Circuit are not Included in State Totals

Dashboard		Monthly Filings Summary		Jan --- May Filings			
<p><b>Court:</b> Petersburg Circuit  <b>Start/End Date:</b> Jan-23 / May-24  <b>2023 Average Month:</b> 254  <b>Jan-May 2023:</b> 1,326  <b>Filings Trending:</b> ▲</p>	<p><b>Circuit/Court ID:</b> 11 211730  <b>Type of Case:</b> Filings  <b>2024 Average Month:</b> 308  <b>Jan-May 2024 :</b> 1,538  <b>Overall AVG. Month:</b> 270</p>	<p style="text-align: center; font-weight: bold; font-size: 1.2em;">Jan 23 - May 24</p>		<table style="margin: auto;"> <tr> <td style="text-align: center; width: 50%;"> <div style="background-color: #f1c40f; padding: 10px; border: 1px solid #ccc; width: 80px; margin: 0 auto;">1,538</div> <p style="text-align: center; font-weight: bold; font-size: 0.8em;">2024</p> </td> <td style="text-align: center; width: 50%;"> <div style="background-color: #f1c40f; padding: 10px; border: 1px solid #ccc; width: 80px; margin: 0 auto;">1,326</div> <p style="text-align: center; font-weight: bold; font-size: 0.8em;">2023</p> </td> </tr> </table>		<div style="background-color: #f1c40f; padding: 10px; border: 1px solid #ccc; width: 80px; margin: 0 auto;">1,538</div> <p style="text-align: center; font-weight: bold; font-size: 0.8em;">2024</p>	<div style="background-color: #f1c40f; padding: 10px; border: 1px solid #ccc; width: 80px; margin: 0 auto;">1,326</div> <p style="text-align: center; font-weight: bold; font-size: 0.8em;">2023</p>
<div style="background-color: #f1c40f; padding: 10px; border: 1px solid #ccc; width: 80px; margin: 0 auto;">1,538</div> <p style="text-align: center; font-weight: bold; font-size: 0.8em;">2024</p>	<div style="background-color: #f1c40f; padding: 10px; border: 1px solid #ccc; width: 80px; margin: 0 auto;">1,326</div> <p style="text-align: center; font-weight: bold; font-size: 0.8em;">2023</p>						

Filings by Division																
Divisions		Jan	Feb	Mar	Apr	May	Jun	Jul	Aug	Sep	Oct	Nov	Dec	Thru May	% Change	Total
<b>Total</b>	2024	248	272	349	359	310	-	-	-	-	-	-	-	1,538	16%	1,538
	2023	266	255	266	256	283	242	292	253	294	218	218	201	1,326	▲	3,044
<b>Civil</b>	2024	44	37	50	50	31	-	-	-	-	-	-	-	212	27%	212
	2023	20	31	41	38	37	45	53	26	35	28	38	31	167	▲	423
<b>Criminal</b>	2024	105	140	189	190	167	-	-	-	-	-	-	-	791	9%	791
	2023	157	133	130	148	160	112	130	115	180	98	88	88	728	▲	1,539
<b>Concealed Handgun Permits</b>	2024	23	29	29	38	27	-	-	-	-	-	-	-	146	2%	146
	2023	31	32	37	22	21	24	27	33	21	26	36	23	143	▲	333
<b>Miscellaneous/ Other</b>	2024	75	66	79	80	85	-	-	-	-	-	-	-	385	37%	385
	2023	56	57	58	48	63	60	81	78	57	65	56	59	282	▲	738
<b>Others</b>	2024	1	-	2	1	-	-	-	-	-	-	-	-	4	-33%	4
	2023	2	2	-	-	2	1	1	1	1	1	1	-	6	▼	11

Filings by Case Category																
Case Categories		Jan	Feb	Mar	Apr	May	Jun	Jul	Aug	Sep	Oct	Nov	Dec	Thru May	% Change	Total
<b>Administrative Law</b>	2024	-	-	-	-	-	-	-	-	-	-	-	-	0	-100%	0
	2023	-	-	1	-	-	1	-	-	-	-	1	4	1	▼	7
<b>Contested Divorce</b>	2024	-	3	1	2	3	-	-	-	-	-	-	-	9	50%	9
	2023	-	1	2	2	1	3	4	1	1	4	2	2	6	▲	23
<b>Domestic and Family - Level 1</b>	2024	-	2	2	5	-	-	-	-	-	-	-	-	9	350%	9
	2023	1	-	1	-	-	14	2	5	3	1	-	-	2	▲	27
<b>Domestic and Family - Level 2</b>	2024	1	4	-	3	-	-	-	-	-	-	-	-	8	100%	8
	2023	1	2	1	-	-	-	2	1	1	1	-	1	4	▲	10
<b>Felonies and Related Matters</b>	2024	69	54	136	100	73	-	-	-	-	-	-	-	432	-7%	432
	2023	98	81	85	112	87	46	52	44	116	53	35	40	463	▼	849
<b>General Civil - Level 1</b>	2024	1	2	-	1	1	-	-	-	-	-	-	-	5	25%	5
	2023	-	1	1	1	1	1	1	2	-	1	1	-	4	▲	9
<b>General Civil - Level 2</b>	2024	14	11	15	10	8	-	-	-	-	-	-	-	58	18%	58
	2023	4	7	15	13	10	9	11	8	7	8	6	9	49	▲	107
<b>General Civil - Level 3</b>	2024	21	10	18	18	12	-	-	-	-	-	-	-	79	10%	79
	2023	9	20	13	11	19	12	27	4	11	11	19	16	72	▲	172
<b>Miscellaneous Civil</b>	2024	37	57	51	57	44	-	-	-	-	-	-	-	246	-2%	246
	2023	57	55	60	44	36	43	48	42	33	43	44	38	252	▼	543
<b>Misdemeanor</b>	2024	36	68	50	54	65	-	-	-	-	-	-	-	273	36%	273
	2023	54	37	24	26	60	43	40	49	43	35	29	42	201	▲	482
<b>Other</b>	2024	59	38	60	61	67	-	-	-	-	-	-	-	285	67%	285
	2023	32	30	35	25	49	41	60	70	44	48	48	42	171	▲	524
<b>Other Criminally Related Matters</b>	2024	1	18	4	36	30	-	-	-	-	-	-	-	89	31%	89
	2023	7	15	21	12	13	23	38	22	23	11	24	6	68	▲	215
<b>Probates/Wills &amp; Trusts - Level 1</b>	2024	2	-	-	-	-	-	-	-	-	-	-	-	2	2	2
	2023	-	-	-	-	-	-	-	-	-	-	-	-	0	↔	0
<b>Probates/Wills &amp; Trusts - Level 2</b>	2024	2	-	4	5	3	-	-	-	-	-	-	-	14	56%	14
	2023	1	4	1	1	2	-	1	1	3	-	-	1	9	▲	15
<b>Protective Orders</b>	2024	-	-	-	-	-	-	-	-	-	-	-	-	0	0	0
	2023	-	-	-	-	-	-	-	-	-	-	1	-	0	↔	1
<b>Uncontested Divorce</b>	2024	5	5	8	7	4	-	-	-	-	-	-	-	29	21%	29
	2023	2	2	6	9	5	6	5	6	8	1	6	4	24	▲	60

This report reflects data in the case management system. Numbers will update accordingly as reports are refreshed and posted.

Dashboard	Monthly Filings Summary	Jan --- May Filings				
<p><b>Court:</b> Chesterfield Circuit  <b>Start/End Date:</b> Jan-23 / May-24  <b>2023 Average Month:</b> 1,822  <b>Jan-May 2023:</b> 9,852  <b>Filings Trending:</b> ▼</p>	<p><b>Circuit/Court ID:</b> 12 212041  <b>Type of Case:</b> Filings  <b>2024 Average Month:</b> 1,818  <b>Jan-May 2024 :</b> 9,091  <b>Overall AVG. Month:</b> 1,821</p> <p style="text-align: center; font-weight: bold;">Jan 23 - May 24</p>	<table border="1" style="width:100%; border-collapse: collapse;"> <tr> <td style="text-align: center; font-weight: bold; font-size: 1.2em;">9,091</td> <td style="text-align: center; font-weight: bold; font-size: 1.2em;">9,852</td> </tr> <tr> <td style="text-align: center;">2024</td> <td style="text-align: center;">2023</td> </tr> </table>	9,091	9,852	2024	2023
9,091	9,852					
2024	2023					

Filings by Division																
Divisions		Jan	Feb	Mar	Apr	May	Jun	Jul	Aug	Sep	Oct	Nov	Dec	Thru May	% Change	Total
Total	2024	1,808	1,873	1,931	1,758	1,721	-	-	-	-	-	-	-	9,091	-8%	9,091
	2023	1,996	1,922	2,215	1,797	1,922	1,745	1,648	1,808	1,788	1,746	1,724	1,547	9,852	▼	21,858
Civil	2024	226	249	268	263	259	-	-	-	-	-	-	-	1,265	1%	1,265
	2023	248	246	285	217	251	238	204	276	232	206	212	205	1,247	▲	2,820
Criminal	2024	298	376	443	337	444	-	-	-	-	-	-	-	1,898	-9%	1,898
	2023	424	356	501	378	417	443	412	418	481	338	466	312	2,076	▼	4,946
Concealed Handgun Permits	2024	534	504	490	423	360	-	-	-	-	-	-	-	2,311	-21%	2,311
	2023	661	595	683	511	491	414	386	437	415	463	404	405	2,941	▼	5,865
Miscellaneous/Other	2024	748	740	726	732	656	-	-	-	-	-	-	-	3,602	1%	3,602
	2023	660	724	745	688	760	649	644	675	655	739	638	623	3,577	▲	8,200
Others	2024	2	4	4	3	2	-	-	-	-	-	-	-	15	36%	15
	2023	3	1	1	3	3	1	2	2	5	-	4	2	11	▲	27

Filings by Case Category																
Case Categories		Jan	Feb	Mar	Apr	May	Jun	Jul	Aug	Sep	Oct	Nov	Dec	Thru May	% Change	Total
Administrative Law	2024	2	1	1	1	1	-	-	-	-	-	-	-	6	-25%	6
	2023	1	1	1	3	2	1	-	4	3	3	1	1	8	▼	21
Capital Murder	2024	-	2	-	-	-	-	-	-	-	-	-	-	2	-50%	2
	2023	-	-	-	-	4	-	-	-	-	-	-	-	4	▼	4
Contested Divorce	2024	26	31	47	27	28	-	-	-	-	-	-	-	159	16%	159
	2023	34	20	35	21	27	32	20	29	22	24	26	18	137	▲	308
Domestic and Family - Level 1	2024	29	19	32	27	29	-	-	-	-	-	-	-	136	-11%	136
	2023	20	31	41	35	25	25	12	24	40	19	21	25	152	▼	318
Domestic and Family - Level 2	2024	8	2	8	9	6	-	-	-	-	-	-	-	33	-8%	33
	2023	6	9	7	7	7	3	8	11	3	4	8	8	36	▼	81
Felonies and Related Matters	2024	185	236	302	201	322	-	-	-	-	-	-	-	1,246	-8%	1,246
	2023	283	218	346	246	261	279	292	281	352	206	309	197	1,354	▼	3,270
General Civil - Level 1	2024	3	2	2	2	4	-	-	-	-	-	-	-	13	8%	13
	2023	2	5	1	1	3	1	3	2	2	2	1	2	12	▲	25
General Civil - Level 2	2024	60	88	76	84	86	-	-	-	-	-	-	-	394	9%	394
	2023	86	77	59	51	88	71	63	75	60	71	74	63	361	▲	838
General Civil - Level 3	2024	19	18	20	20	20	-	-	-	-	-	-	-	97	-13%	97
	2023	21	20	30	19	21	27	25	50	20	21	16	28	111	▼	298
Miscellaneous Civil	2024	719	715	732	600	530	-	-	-	-	-	-	-	3,296	-13%	3,296
	2023	827	761	858	669	657	549	571	578	612	717	593	561	3,772	▼	7,953
Misdemeanor	2024	80	106	111	105	98	-	-	-	-	-	-	-	500	-12%	500
	2023	110	108	136	96	121	124	99	120	105	107	138	85	571	▼	1,349
Other	2024	561	534	482	551	487	-	-	-	-	-	-	-	2,615	-5%	2,615
	2023	503	559	560	536	590	517	457	534	463	483	450	458	2,748	▼	6,110
Other Criminally Related Matters	2024	34	35	32	33	26	-	-	-	-	-	-	-	160	-2%	160
	2023	32	31	33	36	32	50	23	19	26	27	19	31	164	▼	359
Probates/Wills & Trusts - Level 1	2024	1	1	1	2	2	-	-	-	-	-	-	-	7	17%	7
	2023	3	2	-	-	1	1	-	2	1	2	2	1	6	▲	15
Probates/Wills & Trusts - Level 2	2024	8	14	12	14	10	-	-	-	-	-	-	-	58	-6%	58
	2023	15	12	17	12	6	9	9	11	7	6	10	19	62	▼	133
Protective Orders	2024	1	2	2	1	3	-	-	-	-	-	-	-	9	-10%	9
	2023	2	-	7	1	-	2	-	2	3	1	-	1	10	▼	19
Uncontested Divorce	2024	72	67	71	81	69	-	-	-	-	-	-	-	360	5%	360
	2023	51	68	84	64	77	54	66	66	69	53	56	49	344	▲	757

This report reflects data in the case management system. Numbers will update accordingly as reports are refreshed and posted.



# CPSS-CCMS-10.01 CASELOAD STATISTICS OF THE CIRCUIT COURTS

Colonial Heights

January 2023 -- May 2024 Filings

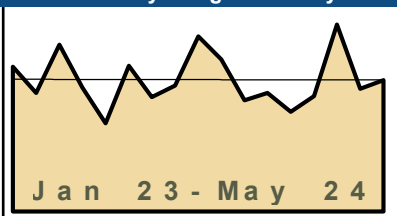
Alexandria and Fairfax Circuit are not Included in State Totals

## Dashboard

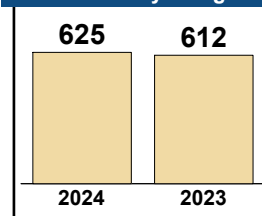
**Court:** Colonial Heights Circuit  
**Start/End Date:** Jan-23 / May-24  
**2023 Average Month:** 126  
**Jan-May 2023:** 612  
**Filings Trending:** ↔

**Circuit/Court ID:** 12 212570  
**Type of Case:** Filings  
**2024 Average Month:** 125  
**Jan-May 2024 :** 625  
**Overall AVG. Month:** 126

## Monthly Filings Summary



## Jan --- May Filings



## Filings by Division

Divisions	Jan	Feb	Mar	Apr	May	Jun	Jul	Aug	Sep	Oct	Nov	Dec	Thru May	% Change	Total
<b>Total</b>	95	110	178	117	125	-	-	-	-	-	-	-	625	2%	625
2023	138	113	159	118	84	139	109	120	167	145	106	113	612	▲	1,511
<b>Civil</b>	9	16	16	19	7	-	-	-	-	-	-	-	67	34%	67
2023	9	7	10	14	10	18	13	13	13	14	11	15	50	▲	147
<b>Criminal</b>	40	47	80	50	76	-	-	-	-	-	-	-	293	-1%	293
2023	70	51	68	71	36	73	67	69	108	94	58	56	296	▼	821
<b>Concealed Handgun Permits</b>	26	27	40	28	20	-	-	-	-	-	-	-	141	-18%	141
2023	40	34	49	25	25	25	20	23	23	22	22	23	173	▼	331
<b>Miscellaneous/Other</b>	20	20	42	20	21	-	-	-	-	-	-	-	123	32%	123
2023	19	21	32	8	13	23	9	14	19	14	15	19	93	▲	206
<b>Others</b>	-	-	-	-	1	-	-	-	-	-	-	-	1	1	1
2023	-	-	-	-	-	-	-	1	4	1	-	-	0	↔	6

## Filings by Case Category

Case Categories	Jan	Feb	Mar	Apr	May	Jun	Jul	Aug	Sep	Oct	Nov	Dec	Thru May	% Change	Total
<b>Administrative Law</b>	-	1	-	1	-	-	-	-	-	-	-	-	2	2	2
2023	-	-	-	-	-	-	-	-	-	-	-	-	0	↔	0
<b>Contested Divorce</b>	2	1	2	3	1	-	-	-	-	-	-	-	9	29%	9
2023	2	-	1	3	1	1	1	-	-	1	2	1	7	▲	13
<b>Domestic and Family - Level 1</b>	-	-	5	2	-	-	-	-	-	-	-	-	7	250%	7
2023	-	-	2	-	-	6	-	5	-	5	1	4	2	▲	23
<b>Domestic and Family - Level 2</b>	-	-	-	-	-	-	-	-	-	-	-	-	0	-100%	0
2023	-	-	1	1	-	2	-	1	3	3	-	1	2	▼	12
<b>Felonies and Related Matters</b>	26	31	55	34	57	-	-	-	-	-	-	-	203	1%	203
2023	41	40	50	42	28	51	49	51	82	81	45	45	201	▲	605
<b>General Civil - Level 1</b>	-	1	-	-	-	-	-	-	-	-	-	-	1	0%	1
2023	1	-	-	-	-	-	-	1	-	-	-	-	1	↔	2
<b>General Civil - Level 2</b>	5	4	7	2	2	-	-	-	-	-	-	-	20	122%	20
2023	-	-	3	3	3	-	1	4	3	2	1	2	9	▲	22
<b>General Civil - Level 3</b>	1	4	6	1	2	-	-	-	-	-	-	-	14	133%	14
2023	1	-	-	1	4	3	6	1	3	2	4	2	6	▲	27
<b>Miscellaneous Civil</b>	35	34	61	46	34	-	-	-	-	-	-	-	210	-8%	210
2023	50	47	70	30	32	34	27	32	37	28	27	35	229	▼	449
<b>Misdemeanor</b>	11	15	14	12	18	-	-	-	-	-	-	-	70	-8%	70
2023	24	10	10	26	6	18	17	13	23	10	13	10	76	▼	180
<b>Other</b>	9	13	12	4	7	-	-	-	-	-	-	-	45	32%	45
2023	9	8	10	3	4	12	3	5	7	7	8	5	34	▲	81
<b>Other Criminally Related Matters</b>	3	1	11	4	1	-	-	-	-	-	-	-	20	5%	20
2023	5	1	8	3	2	9	1	5	3	3	-	1	19	▲	41
<b>Probates/Wills &amp; Trusts - Level 1</b>	-	-	1	-	-	-	-	-	-	-	-	-	1	1	1
2023	-	-	-	-	-	-	-	-	-	-	-	1	0	↔	1
<b>Probates/Wills &amp; Trusts - Level 2</b>	-	2	-	2	-	-	-	-	-	-	-	-	4	0%	4
2023	1	2	-	1	-	-	-	-	2	-	-	-	4	↔	6
<b>Protective Orders</b>	-	2	1	-	-	1	-	1	-	-	1	-	0	-100%	0
2023	-	2	1	-	-	1	-	1	-	-	1	-	3	▼	6
<b>Uncontested Divorce</b>	3	3	4	6	3	-	-	-	-	-	-	-	19	0%	19
2023	4	3	3	5	4	2	4	1	4	3	4	6	19	↔	43

This report reflects data in the case management system. Numbers will update accordingly as reports are refreshed and posted.

Dashboard		Monthly Filings Summary		Jan --- May Filings	
<b>Court:</b> Richmond Circuit	<b>Circuit/Court ID:</b> 13 213760			<b>5,243</b> <b>5,585</b>	
<b>Start/End Date:</b> Jan-23 / May-24	<b>Type of Case:</b> Filings				
<b>2023 Average Month:</b> 1,038	<b>2024 Average Month:</b> 1,049			<b>2024</b> <b>2023</b>	
<b>Jan-May 2023:</b> 5,585	<b>Jan-May 2024 :</b> 5,243				
<b>Filings Trending:</b> ▼	<b>Overall AVG. Month:</b> 1,041				

Filings by Division																
Divisions		Jan	Feb	Mar	Apr	May	Jun	Jul	Aug	Sep	Oct	Nov	Dec	Thru May	% Change	Total
<b>Total</b>	2024	1,096	1,075	995	1,115	962	-	-	-	-	-	-	-	5,243	-6%	5,243
	2023	1,113	1,067	1,234	999	1,172	1,086	953	1,039	864	1,134	926	874	5,585	▼	12,461
<b>Civil</b>	2024	221	221	203	196	172	-	-	-	-	-	-	-	1,013	-10%	1,013
	2023	225	244	244	201	213	191	158	186	165	221	159	161	1,127	▼	2,368
<b>Criminal</b>	2024	362	290	264	336	371	-	-	-	-	-	-	-	1,623	2%	1,623
	2023	311	265	374	275	366	353	254	333	240	392	285	254	1,591	▲	3,702
<b>Concealed Handgun Permits</b>	2024	112	121	122	137	102	-	-	-	-	-	-	-	594	-22%	594
	2023	162	145	176	136	144	116	104	102	89	103	100	115	763	▼	1,492
<b>Miscellaneous/ Other</b>	2024	398	439	401	442	314	-	-	-	-	-	-	-	1,994	-4%	1,994
	2023	408	410	438	384	447	424	432	414	365	418	379	342	2,087	▼	4,861
<b>Others</b>	2024	3	4	5	4	3	-	-	-	-	-	-	-	19	12%	19
	2023	7	3	2	3	2	2	5	4	5	-	3	2	17	▲	38

Filings by Case Category																
Case Categories		Jan	Feb	Mar	Apr	May	Jun	Jul	Aug	Sep	Oct	Nov	Dec	Thru May	% Change	Total
<b>Administrative Law</b>	2024	5	3	9	1	3	-	-	-	-	-	-	-	21	0%	21
	2023	2	4	5	3	7	3	5	3	3	5	1	4	21	↔	45
<b>Capital Murder</b>	2024	1	-	-	-	-	-	-	-	-	-	-	-	1	0%	1
	2023	1	-	-	-	-	-	-	1	-	-	-	-	1	↔	2
<b>Contested Divorce</b>	2024	13	9	12	12	11	-	-	-	-	-	-	-	57	4%	57
	2023	9	7	18	10	11	12	12	10	11	10	7	8	55	▲	125
<b>Domestic and Family - Level 1</b>	2024	4	18	16	8	4	-	-	-	-	-	-	-	50	-30%	50
	2023	9	26	13	15	8	13	10	8	11	16	7	8	71	▼	144
<b>Domestic and Family - Level 2</b>	2024	20	17	11	11	9	-	-	-	-	-	-	-	68	-12%	68
	2023	14	13	10	17	23	19	10	14	16	15	16	8	77	▼	175
<b>Felonies and Related Matters</b>	2024	286	230	195	266	297	-	-	-	-	-	-	-	1,274	5%	1,274
	2023	247	201	276	199	290	261	183	269	157	312	212	202	1,213	▲	2,809
<b>General Civil - Level 1</b>	2024	5	3	8	5	3	-	-	-	-	-	-	-	24	-27%	24
	2023	9	6	3	6	9	6	7	11	6	5	8	11	33	▼	87
<b>General Civil - Level 2</b>	2024	124	101	99	102	107	-	-	-	-	-	-	-	533	0%	533
	2023	107	113	110	107	94	91	72	97	79	124	90	92	531	▲	1,176
<b>General Civil - Level 3</b>	2024	38	30	47	44	20	-	-	-	-	-	-	-	179	-13%	179
	2023	52	52	46	25	31	26	35	31	38	31	22	24	206	▼	413
<b>Miscellaneous Civil</b>	2024	274	340	306	339	253	-	-	-	-	-	-	-	1,512	-9%	1,512
	2023	331	307	367	320	331	271	298	252	260	257	272	228	1,656	▼	3,494
<b>Misdemeanor</b>	2024	44	31	45	35	48	-	-	-	-	-	-	-	203	-9%	203
	2023	34	43	57	51	37	60	36	31	53	54	49	28	222	▼	533
<b>Other</b>	2024	204	205	184	215	150	-	-	-	-	-	-	-	958	-15%	958
	2023	224	233	237	190	240	244	214	241	175	234	187	208	1,124	▼	2,627
<b>Other Criminally Related Matters</b>	2024	40	35	32	41	31	-	-	-	-	-	-	-	179	-4%	179
	2023	36	27	47	29	47	42	39	38	33	34	29	27	186	▼	428
<b>Probates/Wills &amp; Trusts - Level 1</b>	2024	1	-	1	-	-	-	-	-	-	-	-	-	2	100%	2
	2023	-	-	1	-	-	3	1	-	-	1	-	1	1	▲	7
<b>Probates/Wills &amp; Trusts - Level 2</b>	2024	14	29	5	7	7	-	-	-	-	-	-	-	62	51%	62
	2023	9	5	13	8	6	6	8	6	4	9	9	3	41	▲	86
<b>Uncontested Divorce</b>	2024	23	24	25	29	19	-	-	-	-	-	-	-	120	-18%	120
	2023	29	30	31	19	38	29	23	27	18	27	17	22	147	▼	310

This report reflects data in the case management system. Numbers will update accordingly as reports are refreshed and posted.

Dashboard	Monthly Filings Summary	Jan --- May Filings
<p><b>Court:</b> Henrico Circuit  <b>Start/End Date:</b> Jan-23 / May-24  <b>2023 Average Month:</b> 1,450  <b>Jan-May 2023:</b> 7,208  <b>Filings Trending:</b> ▲</p> <p><b>Circuit/Court ID:</b> 14 214087  <b>Type of Case:</b> Filings  <b>2024 Average Month:</b> 1,527  <b>Jan-May 2024 :</b> 7,634  <b>Overall AVG. Month:</b> 1,473</p>	<p>Jan 23 - May 24</p>	<div style="display: flex; justify-content: space-around;"> <div style="text-align: center;"> <p><b>7,634</b></p> <div style="width: 30px; height: 30px; background-color: #f0e68c; margin: 0 auto;"></div> <p>2024</p> </div> <div style="text-align: center;"> <p><b>7,208</b></p> <div style="width: 30px; height: 30px; background-color: #f0e68c; margin: 0 auto;"></div> <p>2023</p> </div> </div>

Filings by Division																
Divisions		Jan	Feb	Mar	Apr	May	Jun	Jul	Aug	Sep	Oct	Nov	Dec	Thru May	% Change	Total
<b>Total</b>	2024	1,419	1,591	1,581	1,456	1,587	-	-	-	-	-	-	-	7,634	6%	7,634
	2023	1,391	1,294	1,600	1,251	1,672	1,615	1,412	1,586	1,351	1,516	1,497	1,215	7,208	▲	17,400
<b>Civil</b>	2024	210	177	175	208	199	-	-	-	-	-	-	-	969	-5%	969
	2023	193	189	219	186	238	226	155	211	194	167	183	129	1,025	▼	2,290
<b>Criminal</b>	2024	513	444	584	517	633	-	-	-	-	-	-	-	2,691	9%	2,691
	2023	535	502	574	349	500	520	484	560	495	413	613	467	2,460	▲	6,012
<b>Concealed Handgun Permits</b>	2024	372	314	331	293	272	-	-	-	-	-	-	-	1,582	-10%	1,582
	2023	380	356	420	284	310	255	285	247	256	310	293	238	1,750	▼	3,634
<b>Miscellaneous/Other</b>	2024	315	647	487	435	480	-	-	-	-	-	-	-	2,364	21%	2,364
	2023	280	243	383	429	621	610	481	562	400	621	402	375	1,956	▲	5,407
<b>Others</b>	2024	9	9	4	3	3	-	-	-	-	-	-	-	28	65%	28
	2023	3	4	4	3	3	4	7	6	6	5	6	6	17	▲	57

Filings by Case Category																
Case Categories		Jan	Feb	Mar	Apr	May	Jun	Jul	Aug	Sep	Oct	Nov	Dec	Thru May	% Change	Total
<b>Administrative Law</b>	2024	-	-	-	-	-	-	-	-	-	-	-	-	0	-100%	0
	2023	3	4	1	-	1	3	2	5	1	3	2	1	9	▼	26
<b>Capital Murder</b>	2024	1	-	-	1	-	-	-	-	-	-	-	-	2	2	2
	2023	-	-	-	-	-	-	-	-	-	-	-	-	0	↔	0
<b>Contested Divorce</b>	2024	24	17	19	17	31	-	-	-	-	-	-	-	108	-14%	108
	2023	26	25	22	22	31	21	12	34	22	18	13	17	126	▼	263
<b>Domestic and Family - Level 1</b>	2024	22	15	24	17	10	-	-	-	-	-	-	-	88	-7%	88
	2023	27	15	16	15	22	35	17	9	18	14	19	9	95	▼	216
<b>Domestic and Family - Level 2</b>	2024	9	3	5	5	6	-	-	-	-	-	-	-	28	-7%	28
	2023	6	7	5	5	7	2	2	4	5	5	7	2	30	▼	57
<b>Felonies and Related Matters</b>	2024	330	285	404	318	409	-	-	-	-	-	-	-	1,746	9%	1,746
	2023	355	334	385	210	317	354	305	348	329	250	407	313	1,601	▲	3,907
<b>General Civil - Level 1</b>	2024	5	4	4	5	1	-	-	-	-	-	-	-	19	6%	19
	2023	-	6	3	2	7	4	2	3	6	3	2	2	18	▲	40
<b>General Civil - Level 2</b>	2024	59	70	64	76	70	-	-	-	-	-	-	-	339	-9%	339
	2023	56	66	86	72	94	83	54	69	76	64	67	43	374	▼	830
<b>General Civil - Level 3</b>	2024	20	18	32	25	26	-	-	-	-	-	-	-	121	14%	121
	2023	15	19	24	25	23	39	21	27	16	10	27	12	106	▲	258
<b>Miscellaneous Civil</b>	2024	550	529	569	506	461	-	-	-	-	-	-	-	2,615	-12%	2,615
	2023	637	568	708	503	554	500	517	470	445	544	473	460	2,970	▼	6,379
<b>Misdemeanor</b>	2024	161	115	149	147	186	-	-	-	-	-	-	-	758	15%	758
	2023	137	124	156	106	134	133	136	151	131	115	161	119	657	▲	1,603
<b>Other</b>	2024	133	436	224	224	283	-	-	-	-	-	-	-	1,300	90%	1,300
	2023	23	23	80	186	373	342	243	340	202	384	220	157	685	▲	2,573
<b>Other Criminally Related Matters</b>	2024	32	50	33	51	45	-	-	-	-	-	-	-	211	0%	211
	2023	46	45	36	35	50	41	44	66	37	53	47	35	212	▼	535
<b>Probates/Wills &amp; Trusts - Level 1</b>	2024	1	4	-	-	-	-	-	-	-	-	-	-	5	0%	5
	2023	2	-	1	1	1	4	2	-	-	3	1	-	5	↔	17
<b>Probates/Wills &amp; Trusts - Level 2</b>	2024	13	5	7	4	7	-	-	-	-	-	-	-	36	-33%	36
	2023	9	7	17	10	11	11	4	6	7	5	6	6	54	▼	99
<b>Protective Orders</b>	2024	1	-	-	-	-	-	-	-	-	-	-	-	1	1	1
	2023	-	-	-	-	-	1	-	-	-	-	-	-	0	↔	1
<b>Uncontested Divorce</b>	2024	58	40	47	60	52	-	-	-	-	-	-	-	257	-3%	257
	2023	49	51	60	59	47	42	51	54	54	45	45	39	266	▼	596

Dashboard		Monthly Filings Summary		Jan --- May Filings	
<p><b>Court:</b> Caroline Circuit  <b>Start/End Date:</b> Jan-23 / May-24  <b>2023 Average Month:</b> 175  <b>Jan-May 2023:</b> 961  <b>Filings Trending:</b> ▼</p>	<p><b>Circuit/Court ID:</b> 15 215033  <b>Type of Case:</b> Filings  <b>2024 Average Month:</b> 167  <b>Jan-May 2024 :</b> 837  <b>Overall AVG. Month:</b> 173</p>	<p style="text-align: center; font-weight: bold; font-size: 1.2em;">Jan 23 - May 24</p>		<p style="text-align: center; font-weight: bold; font-size: 1.2em;">837      961</p> <p style="text-align: center;">2024      2023</p>	

Filings by Division																
Divisions		Jan	Feb	Mar	Apr	May	Jun	Jul	Aug	Sep	Oct	Nov	Dec	Thru May	% Change	Total
<b>Total</b>	2024	166	151	233	162	125	-	-	-	-	-	-	-	837	-13%	837
	2023	172	166	201	157	265	152	152	194	179	184	136	139	961	▼	2,097
<b>Civil</b>	2024	16	29	31	19	19	-	-	-	-	-	-	-	114	9%	114
	2023	18	20	16	22	29	24	14	22	18	16	14	25	105	▲	238
<b>Criminal</b>	2024	66	48	72	51	17	-	-	-	-	-	-	-	254	-24%	254
	2023	53	55	59	34	132	61	69	59	70	84	41	38	333	▼	755
<b>Concealed Handgun Permits</b>	2024	61	57	88	50	44	-	-	-	-	-	-	-	300	-15%	300
	2023	74	66	91	60	63	40	41	74	61	48	57	47	354	▼	722
<b>Miscellaneous/ Other</b>	2024	23	17	42	42	45	-	-	-	-	-	-	-	169	4%	169
	2023	27	22	34	39	41	27	28	39	29	36	24	28	163	▲	374
<b>Others</b>	2024	-	-	-	-	-	-	-	-	-	-	-	-	0	-100%	0
	2023	-	3	1	2	-	-	-	-	1	-	-	-	6	▼	8

Filings by Case Category																
Case Categories		Jan	Feb	Mar	Apr	May	Jun	Jul	Aug	Sep	Oct	Nov	Dec	Thru May	% Change	Total
<b>Administrative Law</b>	2024	-	-	-	-	-	-	-	-	-	-	-	-	0	0	0
	2023	-	-	-	-	-	-	-	-	1	-	-	-	0	↔	1
<b>Contested Divorce</b>	2024	3	1	1	2	1	-	-	-	-	-	-	-	8	60%	8
	2023	-	1	2	-	2	1	1	5	3	1	-	2	5	▲	18
<b>Domestic and Family - Level 1</b>	2024	2	2	5	3	3	-	-	-	-	-	-	-	15	50%	15
	2023	2	5	1	1	1	3	1	1	2	-	3	9	10	▲	29
<b>Domestic and Family - Level 2</b>	2024	2	8	-	-	-	-	-	-	-	-	-	-	10	-47%	10
	2023	2	-	1	16	8	-	1	-	1	1	1	1	19	▼	31
<b>Felonies and Related Matters</b>	2024	33	30	38	24	5	-	-	-	-	-	-	-	130	-41%	130
	2023	30	36	37	27	90	34	56	31	42	55	25	24	220	▼	487
<b>General Civil - Level 1</b>	2024	-	-	1	-	-	-	-	-	-	-	-	-	1	0%	1
	2023	-	-	-	-	1	-	-	-	-	-	-	-	1	↔	1
<b>General Civil - Level 2</b>	2024	5	3	5	2	4	-	-	-	-	-	-	-	19	-14%	19
	2023	3	6	3	5	5	4	2	8	3	6	4	6	22	▼	55
<b>General Civil - Level 3</b>	2024	2	9	15	5	10	-	-	-	-	-	-	-	41	95%	41
	2023	5	2	3	9	2	1	3	5	1	1	2	2	21	▲	36
<b>Miscellaneous Civil</b>	2024	82	71	102	69	64	-	-	-	-	-	-	-	388	-11%	388
	2023	89	81	104	73	88	59	58	94	82	71	76	64	435	▼	939
<b>Misdemeanor</b>	2024	22	12	29	16	8	-	-	-	-	-	-	-	87	-6%	87
	2023	16	17	18	4	38	21	12	25	24	29	14	14	93	▼	232
<b>Other</b>	2024	-	-	26	24	20	-	-	-	-	-	-	-	70	-21%	70
	2023	13	11	21	27	17	8	10	18	12	14	4	13	89	▼	168
<b>Other Criminally Related Matters</b>	2024	11	6	5	11	4	-	-	-	-	-	-	-	37	76%	37
	2023	7	3	4	3	4	6	1	3	4	-	2	1	21	▲	38
<b>Probates/Wills &amp; Trusts - Level 1</b>	2024	-	1	-	-	-	-	-	-	-	-	-	-	1	1	1
	2023	-	-	-	-	-	-	-	-	1	-	-	-	0	↔	1
<b>Probates/Wills &amp; Trusts - Level 2</b>	2024	-	1	3	1	1	-	-	-	-	-	-	-	6	200%	6
	2023	-	-	2	-	-	2	6	-	-	-	2	-	2	▲	12
<b>Uncontested Divorce</b>	2024	4	7	3	5	5	-	-	-	-	-	-	-	24	4%	24
	2023	5	4	6	7	1	5	2	3	4	6	3	3	23	▲	49

Dashboard		Monthly Filings Summary		Jan --- May Filings	
<p><b>Court:</b> Essex Circuit  <b>Start/End Date:</b> Jan-23 / May-24  <b>2023 Average Month:</b> 62  <b>Jan-May 2023:</b> 339  <b>Filings Trending:</b> ▼</p>	<p><b>Circuit/Court ID:</b> 15 215057  <b>Type of Case:</b> Filings  <b>2024 Average Month:</b>54  <b>Jan-May 2024 :</b> 268  <b>Overall AVG. Month:</b> 59</p>	<p>Jan 23 - May 24</p>		<p>2024: 268, 2023: 339</p>	

Filings by Division																
Divisions		Jan	Feb	Mar	Apr	May	Jun	Jul	Aug	Sep	Oct	Nov	Dec	Thru May	% Change	Total
<b>Total</b>	2024	65	37	50	70	46	-	-	-	-	-	-	-	268	-21%	268
	2023	62	60	114	52	51	58	29	55	109	67	42	43	339	▼	742
<b>Civil</b>	2024	5	6	12	13	12	-	-	-	-	-	-	-	48	-4%	48
	2023	12	7	7	9	15	6	9	11	2	10	2	4	50	▼	94
<b>Criminal</b>	2024	16	4	5	20	12	-	-	-	-	-	-	-	57	-41%	57
	2023	10	3	56	20	7	16	3	17	61	22	9	22	96	▼	246
<b>Concealed Handgun Permits</b>	2024	28	14	18	23	19	-	-	-	-	-	-	-	102	-5%	102
	2023	25	30	29	12	11	25	15	13	30	20	16	12	107	▼	238
<b>Miscellaneous/ Other</b>	2024	16	13	15	14	3	-	-	-	-	-	-	-	61	-29%	61
	2023	15	20	22	11	18	11	2	14	16	15	14	5	86	▼	163
<b>Others</b>	2024	-	-	-	-	-	-	-	-	-	-	-	-	0	0	0
	2023	-	-	-	-	-	-	-	-	-	-	1	-	0	↔	1

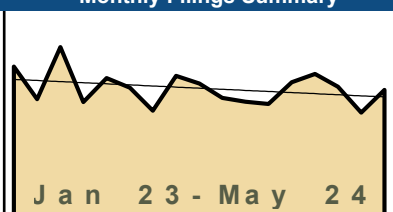
Filings by Case Category																
Case Categories		Jan	Feb	Mar	Apr	May	Jun	Jul	Aug	Sep	Oct	Nov	Dec	Thru May	% Change	Total
<b>Administrative Law</b>	2024	-	-	1	-	-	-	-	-	-	-	-	-	1	1	1
	2023	-	-	-	-	-	-	1	-	-	-	-	-	0	↔	1
<b>Contested Divorce</b>	2024	-	1	-	1	1	-	-	-	-	-	-	-	3	-57%	3
	2023	1	2	2	1	1	1	-	-	-	-	-	-	7	▼	8
<b>Domestic and Family - Level 1</b>	2024	-	-	7	2	4	-	-	-	-	-	-	-	13	63%	13
	2023	1	-	1	-	6	-	1	9	-	-	-	1	8	▲	19
<b>Domestic and Family - Level 2</b>	2024	-	-	-	-	-	-	-	-	-	-	-	-	0	-100%	0
	2023	1	-	1	2	2	-	-	-	-	1	-	-	6	▼	7
<b>Felonies and Related Matters</b>	2024	13	3	2	10	9	-	-	-	-	-	-	-	37	-50%	37
	2023	7	2	41	17	7	13	2	9	60	12	5	15	74	▼	190
<b>General Civil - Level 1</b>	2024	-	-	-	-	-	-	-	-	-	-	-	-	0	-100%	0
	2023	-	-	-	1	-	1	-	-	-	-	1	-	1	▼	3
<b>General Civil - Level 2</b>	2024	3	2	1	3	2	-	-	-	-	-	-	-	11	0%	11
	2023	2	-	1	6	2	1	-	-	1	2	1	2	11	↔	18
<b>General Civil - Level 3</b>	2024	-	2	2	5	1	-	-	-	-	-	-	-	10	-9%	10
	2023	4	1	2	1	3	-	4	1	1	6	1	-	11	▼	24
<b>Miscellaneous Civil</b>	2024	32	16	22	26	19	-	-	-	-	-	-	-	115	-8%	115
	2023	29	32	33	15	16	27	17	14	33	26	22	15	125	▼	279
<b>Misdemeanor</b>	2024	3	-	-	8	2	-	-	-	-	-	-	-	13	117%	13
	2023	3	1	2	-	-	-	1	4	-	8	2	3	6	▲	24
<b>Other</b>	2024	12	11	10	11	3	-	-	-	-	-	-	-	47	-28%	47
	2023	11	18	17	6	13	8	-	12	12	8	9	2	65	▼	116
<b>Other Criminally Related Matters</b>	2024	-	1	3	2	1	-	-	-	-	-	-	-	7	-56%	7
	2023	-	-	13	3	-	3	2	4	1	2	2	4	16	▼	34
<b>Probates/Wills &amp; Trusts - Level 1</b>	2024	-	1	-	-	-	-	-	-	-	-	-	-	1	1	1
	2023	-	-	-	-	-	-	-	-	-	-	-	-	0	↔	0
<b>Probates/Wills &amp; Trusts - Level 2</b>	2024	1	-	-	1	-	-	-	-	-	-	-	-	2	2	2
	2023	-	-	-	-	-	-	-	-	-	-	-	1	0	↔	1
<b>Uncontested Divorce</b>	2024	1	-	2	1	4	-	-	-	-	-	-	-	8	-11%	8
	2023	3	4	1	-	1	4	1	2	1	1	-	-	9	▼	18

# CPSS-CCMS-10.01 CASELOAD STATISTICS OF THE CIRCUIT COURTS

Hanover

January 2023 -- May 2024 Filings

Alexandria and Fairfax Circuit are not Included in State Totals

Dashboard	Monthly Filings Summary	Jan --- May Filings
<p><b>Court:</b> Hanover Circuit  <b>Start/End Date:</b> Jan-23 / May-24  <b>2023 Average Month:</b> 608  <b>Jan-May 2023:</b> 3,262  <b>Filings Trending:</b> ▼</p>	<p><b>Circuit/Court ID:</b> 15 215085  <b>Type of Case:</b> Filings  <b>2024 Average Month:</b> 602  <b>Jan-May 2024 :</b> 3,012  <b>Overall AVG. Month:</b> 607</p>  <p style="text-align: center;">Jan 23 - May 24</p>	<p style="text-align: center;"> <span style="font-size: 1.2em; font-weight: bold;">3,012</span>    <span style="font-size: 1.2em; font-weight: bold;">3,262</span>  <span style="font-size: 0.8em;">2024</span>    <span style="font-size: 0.8em;">2023</span> </p>

Filings by Division																
Divisions		Jan	Feb	Mar	Apr	May	Jun	Jul	Aug	Sep	Oct	Nov	Dec	Thru May	% Change	Total
<b>Total</b>	2024	635	674	613	491	599	-	-	-	-	-	-	-	3,012	-8%	3,012
	2023	710	554	803	541	654	609	499	666	629	561	542	532	3,262	▼	7,300
<b>Civil</b>	2024	126	129	127	134	99	-	-	-	-	-	-	-	615	11%	615
	2023	82	94	150	99	130	145	102	151	119	116	93	104	555	▲	1,385
<b>Criminal</b>	2024	210	252	218	141	224	-	-	-	-	-	-	-	1,045	-9%	1,045
	2023	225	184	274	199	271	215	177	284	261	195	221	236	1,153	▼	2,742
<b>Concealed Handgun Permits</b>	2024	251	208	199	156	146	-	-	-	-	-	-	-	960	-15%	960
	2023	291	216	248	192	176	172	139	161	158	199	171	154	1,123	▼	2,277
<b>Miscellaneous/Other</b>	2024	48	85	67	60	130	-	-	-	-	-	-	-	390	-9%	390
	2023	112	60	130	51	77	77	81	69	90	51	57	38	430	▼	893
<b>Others</b>	2024	-	-	2	-	-	-	-	-	-	-	-	-	2	100%	2
	2023	-	-	1	-	-	-	-	1	1	-	-	-	1	▲	3

Filings by Case Category																
Case Categories		Jan	Feb	Mar	Apr	May	Jun	Jul	Aug	Sep	Oct	Nov	Dec	Thru May	% Change	Total
<b>Administrative Law</b>	2024	2	2	1	-	1	-	-	-	-	-	-	-	6	200%	6
	2023	-	1	-	1	-	-	-	-	2	1	-	-	2	▲	5
<b>Capital Murder</b>	2024	-	-	-	-	-	-	-	-	-	-	-	-	0	-100%	0
	2023	-	-	-	-	2	-	-	-	-	-	-	-	2	▼	2
<b>Contested Divorce</b>	2024	22	13	26	17	13	-	-	-	-	-	-	-	91	-11%	91
	2023	15	14	29	22	22	27	17	20	12	16	13	18	102	▼	225
<b>Domestic and Family - Level 1</b>	2024	5	5	5	3	6	-	-	-	-	-	-	-	24	26%	24
	2023	3	2	7	2	5	6	11	7	10	9	5	6	19	▲	73
<b>Domestic and Family - Level 2</b>	2024	6	2	4	15	8	-	-	-	-	-	-	-	35	30%	35
	2023	2	4	7	1	13	9	7	10	10	6	5	2	27	▲	76
<b>Felonies and Related Matters</b>	2024	127	149	121	74	141	-	-	-	-	-	-	-	612	-10%	612
	2023	132	89	167	129	163	118	109	161	166	111	142	118	680	▼	1,605
<b>General Civil - Level 1</b>	2024	-	-	1	1	-	-	-	-	-	-	-	-	2	100%	2
	2023	-	-	-	1	-	1	2	-	-	1	-	1	1	▲	6
<b>General Civil - Level 2</b>	2024	34	41	37	38	21	-	-	-	-	-	-	-	171	55%	171
	2023	16	15	35	19	25	36	14	54	38	43	23	37	110	▲	355
<b>General Civil - Level 3</b>	2024	11	6	7	5	4	-	-	-	-	-	-	-	33	27%	33
	2023	4	9	3	4	6	13	6	12	6	2	8	5	26	▲	78
<b>Miscellaneous Civil</b>	2024	294	290	263	215	279	-	-	-	-	-	-	-	1,341	-13%	1,341
	2023	400	276	371	239	254	248	213	226	244	250	219	195	1,540	▼	3,135
<b>Misdemeanor</b>	2024	74	90	86	59	78	-	-	-	-	-	-	-	387	-11%	387
	2023	85	87	100	64	101	87	63	107	90	79	75	115	437	▼	1,053
<b>Other</b>	2024	5	6	7	3	2	-	-	-	-	-	-	-	23	-8%	23
	2023	3	4	7	7	4	5	3	6	4	2	3	8	25	▼	56
<b>Other Criminally Related Matters</b>	2024	9	13	11	8	5	-	-	-	-	-	-	-	46	18%	46
	2023	8	8	8	6	9	10	8	16	7	5	5	3	39	▲	93
<b>Probates/Wills &amp; Trusts - Level 1</b>	2024	-	1	1	-	-	-	-	-	-	-	-	-	2	-33%	2
	2023	-	-	1	1	1	2	-	1	2	1	-	-	3	▼	9
<b>Probates/Wills &amp; Trusts - Level 2</b>	2024	6	6	3	2	-	-	-	-	-	-	-	-	17	0%	17
	2023	2	1	5	4	5	2	-	1	1	-	2	2	17	↔	25
<b>Uncontested Divorce</b>	2024	40	50	40	51	41	-	-	-	-	-	-	-	222	-4%	222
	2023	40	44	63	41	44	45	46	45	37	35	42	22	232	▼	504

This report reflects data in the case management system. Numbers will update accordingly as reports are refreshed and posted.



# CPSS-CCMS-10.01 CASELOAD STATISTICS OF THE CIRCUIT COURTS

King George

January 2023 -- May 2024 Filings

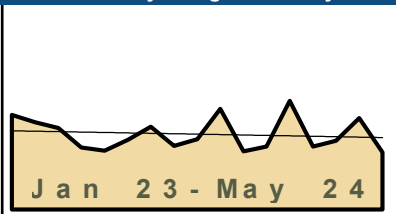
Alexandria and Fairfax Circuit are not Included in State Totals

## Dashboard

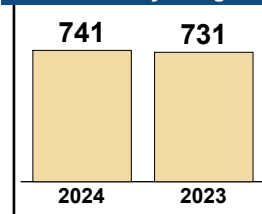
**Court:** King George Circuit  
**Start/End Date:** Jan-23 / May-24  
**2023 Average Month:** 142  
**Jan-May 2023:** 731  
**Filings Trending:** ↔

**Circuit/Court ID:** 15 215099  
**Type of Case:** Filings  
**2024 Average Month:** 148  
**Jan-May 2024 :** 741  
**Overall AVG. Month:** 144

## Monthly Filings Summary



## Jan --- May Filings



## Filings by Division

Divisions	Jan	Feb	Mar	Apr	May	Jun	Jul	Aug	Sep	Oct	Nov	Dec	Thru May	% Change	Total
<b>Total</b>	207	120	131	174	109	-	-	-	-	-	-	-	741	1%	741
2023	180	166	155	118	112	133	158	121	134	192	111	120	731	▲	1,700
<b>Civil</b>	14	13	18	28	16	-	-	-	-	-	-	-	89	22%	89
2023	22	15	10	12	14	10	12	10	23	11	18	11	73	▲	168
<b>Criminal</b>	102	32	21	72	28	-	-	-	-	-	-	-	255	5%	255
2023	70	63	51	37	21	51	76	36	45	100	25	46	242	▲	621
<b>Concealed Handgun Permits</b>	71	52	66	52	43	-	-	-	-	-	-	-	284	-9%	284
2023	60	71	71	49	60	58	52	59	50	66	54	40	311	▼	690
<b>Miscellaneous/Other</b>	20	23	26	22	21	-	-	-	-	-	-	-	112	7%	112
2023	28	17	23	20	17	14	18	16	16	15	14	23	105	▲	221
<b>Others</b>	-	-	-	-	1	-	-	-	-	-	-	-	1	1	1
2023	-	-	-	-	-	-	-	-	-	-	-	-	0	↔	0

## Filings by Case Category

Case Categories	Jan	Feb	Mar	Apr	May	Jun	Jul	Aug	Sep	Oct	Nov	Dec	Thru May	% Change	Total
<b>Capital Murder</b>	-	-	-	-	-	-	-	-	-	-	-	-	0	-100%	0
2023	-	-	1	-	-	-	-	-	-	-	-	-	1	▼	1
<b>Contested Divorce</b>	2	-	-	5	1	-	-	-	-	-	-	-	8	0%	8
2023	3	1	1	2	1	1	4	3	1	-	-	2	8	↔	19
<b>Domestic and Family - Level 1</b>	3	-	1	8	2	-	-	-	-	-	-	-	14	17%	14
2023	-	7	2	2	1	4	1	1	4	-	-	-	12	▲	22
<b>Domestic and Family - Level 2</b>	1	1	1	-	1	-	-	-	-	-	-	-	4	33%	4
2023	2	-	-	-	1	-	-	1	2	3	1	-	3	▲	10
<b>Felonies and Related Matters</b>	75	20	10	43	10	-	-	-	-	-	-	-	158	10%	158
2023	56	25	28	24	10	36	48	27	28	64	22	28	143	▲	396
<b>General Civil - Level 1</b>	1	-	1	-	-	-	-	-	-	-	-	-	2	2	2
2023	-	-	-	-	-	-	-	-	-	-	1	-	0	↔	2
<b>General Civil - Level 2</b>	3	4	3	4	3	-	-	-	-	-	-	-	17	31%	17
2023	4	-	1	1	7	3	3	1	6	2	7	2	13	▲	37
<b>General Civil - Level 3</b>	1	3	3	-	3	-	-	-	-	-	-	-	10	-23%	10
2023	7	1	1	2	2	1	2	-	-	1	5	2	13	▼	24
<b>Miscellaneous Civil</b>	80	65	80	63	62	-	-	-	-	-	-	-	350	-9%	350
2023	79	83	85	65	72	68	64	71	61	76	59	57	384	▼	840
<b>Misdemeanor</b>	26	11	8	20	17	-	-	-	-	-	-	-	82	-5%	82
2023	13	34	19	12	8	14	21	6	13	35	3	16	86	▼	194
<b>Other</b>	8	10	12	11	5	-	-	-	-	-	-	-	46	48%	46
2023	9	5	8	4	5	4	6	5	5	3	9	7	31	▲	70
<b>Other Criminally Related Matters</b>	1	1	3	9	1	-	-	-	-	-	-	-	15	25%	15
2023	1	4	3	1	3	1	7	3	7	1	-	2	12	▲	33
<b>Probates/Wills &amp; Trusts - Level 2</b>	-	-	-	1	2	-	-	-	-	-	-	-	3	-40%	3
2023	-	-	1	4	-	-	-	-	-	2	-	-	5	▼	7
<b>Protective Orders</b>	1	-	-	3	-	-	-	-	-	-	-	-	4	4	4
2023	-	-	-	-	-	-	-	-	1	-	-	2	0	↔	3
<b>Uncontested Divorce</b>	5	5	9	7	2	-	-	-	-	-	-	-	28	40%	28
2023	6	6	5	1	2	1	2	3	6	4	5	1	20	▲	42

This report reflects data in the case management system. Numbers will update accordingly as reports are refreshed and posted.

Dashboard		Monthly Filings Summary		Jan --- May Filings					
<p><b>Court:</b> Lancaster Circuit  <b>Start/End Date:</b> Jan-23 / May-24  <b>2023 Average Month:</b> 64  <b>Jan-May 2023:</b> 337  <b>Filings Trending:</b> ↔</p>	<p><b>Circuit/Court ID:</b> 15 215103  <b>Type of Case:</b> Filings  <b>2024 Average Month:</b> 67  <b>Jan-May 2024 :</b> 333  <b>Overall AVG. Month:</b> 65</p>	<p style="text-align: center; font-weight: bold; font-size: 1.2em;">Jan 23 - May 24</p>		<table style="margin: auto;"> <tr> <td style="text-align: center; width: 50px;"><b>333</b></td> <td style="text-align: center; width: 50px;"><b>337</b></td> </tr> <tr> <td style="text-align: center; width: 50px;">2024</td> <td style="text-align: center; width: 50px;">2023</td> </tr> </table>		<b>333</b>	<b>337</b>	2024	2023
<b>333</b>	<b>337</b>								
2024	2023								

Filings by Division																
Divisions		Jan	Feb	Mar	Apr	May	Jun	Jul	Aug	Sep	Oct	Nov	Dec	Thru May	% Change	Total
<b>Total</b>	2024	99	69	44	81	40	-	-	-	-	-	-	-	333	-1%	333
	2023	63	81	70	59	64	47	88	45	68	88	33	59	337	▼	765
<b>Civil</b>	2024	18	7	4	8	6	-	-	-	-	-	-	-	43	16%	43
	2023	3	4	7	10	13	5	4	8	2	5	3	12	37	▲	76
<b>Criminal</b>	2024	51	35	13	41	7	-	-	-	-	-	-	-	147	31%	147
	2023	24	34	12	25	17	14	54	15	36	52	8	17	112	▲	308
<b>Concealed Handgun Permits</b>	2024	17	20	18	23	15	-	-	-	-	-	-	-	93	-29%	93
	2023	25	31	41	16	18	16	23	10	23	20	19	22	131	▼	264
<b>Miscellaneous/ Other</b>	2024	13	7	9	9	12	-	-	-	-	-	-	-	50	-12%	50
	2023	11	12	10	8	16	12	7	12	7	11	3	8	57	▼	117

Filings by Case Category																
Case Categories		Jan	Feb	Mar	Apr	May	Jun	Jul	Aug	Sep	Oct	Nov	Dec	Thru May	% Change	Total
<b>Administrative Law</b>	2024	-	-	-	-	-	-	-	-	-	-	-	-	0	-100%	0
	2023	1	-	-	-	-	-	-	-	-	-	-	-	1	▼	1
<b>Contested Divorce</b>	2024	-	-	1	1	-	-	-	-	-	-	-	-	2	-33%	2
	2023	-	-	1	2	-	-	-	-	1	-	-	1	3	▼	5
<b>Domestic and Family - Level 1</b>	2024	-	-	1	-	-	-	-	-	-	-	-	-	1	-67%	1
	2023	-	-	1	2	-	-	-	3	-	-	-	1	3	▼	8
<b>Domestic and Family - Level 2</b>	2024	-	-	2	-	1	-	-	-	-	-	-	-	3	3	3
	2023	-	-	-	-	-	-	-	1	-	-	-	-	0	↔	1
<b>Felonies and Related Matters</b>	2024	39	14	11	24	7	-	-	-	-	-	-	-	95	20%	95
	2023	12	27	12	17	11	13	41	8	30	40	2	17	79	▲	230
<b>General Civil - Level 1</b>	2024	-	1	-	1	-	-	-	-	-	-	-	-	2	100%	2
	2023	-	-	1	-	-	-	-	-	-	-	-	-	2	▲	3
<b>General Civil - Level 2</b>	2024	4	3	-	3	-	-	-	-	-	-	-	-	10	11%	10
	2023	-	2	2	2	3	1	1	3	1	3	-	2	9	▲	20
<b>General Civil - Level 3</b>	2024	14	2	1	1	2	-	-	-	-	-	-	-	20	54%	20
	2023	-	1	1	3	8	3	-	2	1	3	-	5	13	▲	27
<b>Miscellaneous Civil</b>	2024	21	23	24	31	26	-	-	-	-	-	-	-	125	-25%	125
	2023	30	41	46	21	29	27	25	21	27	26	22	27	167	▼	342
<b>Misdemeanor</b>	2024	10	20	2	16	-	-	-	-	-	-	-	-	48	118%	48
	2023	11	2	-	7	2	-	11	6	6	10	6	-	22	▲	61
<b>Other</b>	2024	9	2	1	1	2	-	-	-	-	-	-	-	15	-25%	15
	2023	6	1	5	2	6	-	7	-	2	3	-	3	20	▼	35
<b>Other Criminally Related Matters</b>	2024	2	1	-	2	-	-	-	-	-	-	-	-	5	-55%	5
	2023	1	5	-	1	4	1	2	1	-	2	1	-	11	▼	18
<b>Probates/Wills &amp; Trusts - Level 2</b>	2024	-	1	-	-	-	-	-	-	-	-	-	-	1	-67%	1
	2023	1	-	1	-	1	-	-	-	-	1	-	-	3	▼	4
<b>Uncontested Divorce</b>	2024	-	2	1	1	2	-	-	-	-	-	-	-	6	20%	6
	2023	1	2	-	2	-	2	1	-	-	-	-	1	5	▲	10

Dashboard	Monthly Filings Summary	Jan --- May Filings
<p><b>Court:</b> Northumberland Circuit  <b>Start/End Date:</b> Jan-23 / May-24  <b>2023 Average Month:</b> 73  <b>Jan-May 2023:</b> 384  <b>Filings Trending:</b> ▼</p> <p><b>Circuit/Court ID:</b> 15 215133  <b>Type of Case:</b> Filings  <b>2024 Average Month:</b>63  <b>Jan-May 2024 :</b> 313  <b>Overall AVG. Month:</b> 70</p>	<p>Jan 23 - May 24</p>	<p>2024: 313 2023: 384</p>

Filings by Division																
Divisions		Jan	Feb	Mar	Apr	May	Jun	Jul	Aug	Sep	Oct	Nov	Dec	Thru May	% Change	Total
<b>Total</b>	2024	63	57	68	56	69	-	-	-	-	-	-	-	313	-18%	313
	2023	81	66	121	53	63	50	67	54	89	80	57	98	384	▼	879
<b>Civil</b>	2024	5	7	10	8	7	-	-	-	-	-	-	-	37	-46%	37
	2023	20	12	17	10	9	7	6	13	4	8	6	4	68	▼	116
<b>Criminal</b>	2024	16	13	6	8	23	-	-	-	-	-	-	-	66	-3%	66
	2023	15	3	33	6	11	9	24	6	55	25	18	23	68	▼	228
<b>Concealed Handgun Permits</b>	2024	31	26	31	32	22	-	-	-	-	-	-	-	142	-3%	142
	2023	38	26	34	23	26	22	24	22	17	30	22	13	147	▼	297
<b>Miscellaneous/Other</b>	2024	11	11	21	8	17	-	-	-	-	-	-	-	68	-33%	68
	2023	8	25	37	14	17	12	13	13	13	16	10	58	101	▼	236
<b>Others</b>	2024	-	-	-	-	-	-	-	-	-	-	-	-	0	0	0
	2023	-	-	-	-	-	-	-	-	-	1	1	-	0	↔	2

Filings by Case Category																
Case Categories		Jan	Feb	Mar	Apr	May	Jun	Jul	Aug	Sep	Oct	Nov	Dec	Thru May	% Change	Total
<b>Administrative Law</b>	2024	-	-	-	-	-	-	-	-	-	-	-	-	0	0	0
	2023	-	-	-	-	-	-	-	1	-	-	-	-	0	↔	1
<b>Contested Divorce</b>	2024	-	1	1	1	1	-	-	-	-	-	-	-	4	-20%	4
	2023	1	-	2	-	2	1	-	2	-	1	-	-	5	▼	9
<b>Domestic and Family - Level 1</b>	2024	-	-	-	-	-	-	-	-	-	-	-	-	0	-100%	0
	2023	7	2	2	1	-	-	-	1	-	-	-	-	12	▼	13
<b>Domestic and Family - Level 2</b>	2024	-	-	-	-	-	-	-	-	-	-	-	-	0	0	0
	2023	-	-	-	-	-	-	-	-	-	1	1	-	0	↔	2
<b>Felonies and Related Matters</b>	2024	10	9	1	4	20	-	-	-	-	-	-	-	44	-12%	44
	2023	6	2	27	6	9	6	19	4	51	21	14	23	50	▼	188
<b>General Civil - Level 1</b>	2024	-	-	-	-	-	-	-	-	-	-	-	-	0	-100%	0
	2023	-	-	1	-	-	-	1	1	1	1	-	-	1	▼	5
<b>General Civil - Level 2</b>	2024	2	4	4	2	3	-	-	-	-	-	-	-	15	25%	15
	2023	3	2	5	2	-	-	1	4	-	2	2	2	12	▲	23
<b>General Civil - Level 3</b>	2024	1	1	1	2	2	-	-	-	-	-	-	-	7	-61%	7
	2023	1	7	1	3	6	4	3	3	1	-	1	-	18	▼	30
<b>Miscellaneous Civil</b>	2024	33	32	37	33	26	-	-	-	-	-	-	-	161	-8%	161
	2023	41	28	44	29	33	24	26	25	22	38	28	16	175	▼	354
<b>Misdemeanor</b>	2024	6	3	2	2	2	-	-	-	-	-	-	-	15	0%	15
	2023	9	1	3	1	1	1	4	-	1	2	3	-	15	↔	26
<b>Other</b>	2024	11	5	15	7	14	-	-	-	-	-	-	-	52	-33%	52
	2023	8	23	29	9	9	9	10	8	8	9	5	55	78	▼	182
<b>Other Criminally Related Matters</b>	2024	-	1	3	3	1	-	-	-	-	-	-	-	8	100%	8
	2023	-	-	3	-	1	2	1	2	3	2	1	-	4	▲	15
<b>Probates/Wills &amp; Trusts - Level 1</b>	2024	-	-	-	-	-	-	-	-	-	-	-	-	0	0	0
	2023	-	-	-	-	-	1	-	-	-	-	-	-	0	↔	1
<b>Probates/Wills &amp; Trusts - Level 2</b>	2024	-	-	-	-	-	-	-	-	-	-	-	-	0	-100%	0
	2023	-	1	-	-	-	-	-	2	-	1	-	1	1	▼	5
<b>Uncontested Divorce</b>	2024	-	1	4	2	-	-	-	-	-	-	-	-	7	-46%	7
	2023	5	-	4	2	2	2	2	1	2	2	2	1	13	▼	25

Dashboard		Monthly Filings Summary		Jan --- May Filings	
<b>Court:</b> Richmond County Circuit <b>Start/End Date:</b> Jan-23 / May-24 <b>2023 Average Month:</b> 42 <b>Jan-May 2023:</b> 220 <b>Filings Trending:</b> ▼	<b>Circuit/Court ID:</b> 15 215159 <b>Type of Case:</b> Filings <b>2024 Average Month:</b> 39 <b>Jan-May 2024 :</b> 195 <b>Overall AVG. Month:</b> 41	<p>Jan 23 - May 24</p>	<p>2024: 195 2023: 220</p>		

Filings by Division																
Divisions		Jan	Feb	Mar	Apr	May	Jun	Jul	Aug	Sep	Oct	Nov	Dec	Thru May	% Change	Total
<b>Total</b>	2024	44	42	42	42	25	-	-	-	-	-	-	-	195	-11%	195
	2023	44	57	34	49	36	38	28	27	51	76	46	22	220	▼	508
<b>Civil</b>	2024	4	5	3	3	6	-	-	-	-	-	-	-	21	-25%	21
	2023	4	10	5	5	4	4	2	6	2	10	4	2	28	▼	58
<b>Criminal</b>	2024	17	13	12	11	1	-	-	-	-	-	-	-	54	-27%	54
	2023	18	15	6	20	15	15	14	9	27	43	35	7	74	▼	224
<b>Concealed Handgun Permits</b>	2024	17	18	25	26	12	-	-	-	-	-	-	-	98	2%	98
	2023	18	25	21	21	11	15	7	7	16	9	3	12	96	▲	165
<b>Miscellaneous/ Other</b>	2024	6	6	2	2	6	-	-	-	-	-	-	-	22	0%	22
	2023	4	7	2	3	6	4	5	5	6	14	4	1	22	↔	61

Filings by Case Category																
Case Categories		Jan	Feb	Mar	Apr	May	Jun	Jul	Aug	Sep	Oct	Nov	Dec	Thru May	% Change	Total
<b>Administrative Law</b>	2024	-	-	-	-	-	-	-	-	-	-	-	-	0	-100%	0
	2023	-	-	-	1	-	-	-	-	-	-	-	-	-	1	▼
<b>Contested Divorce</b>	2024	-	1	-	-	-	-	-	-	-	-	-	-	1	1	1
	2023	-	-	-	-	-	1	-	-	-	2	2	-	0	↔	5
<b>Domestic and Family - Level 1</b>	2024	2	-	-	-	-	-	-	-	-	-	-	-	2	-50%	2
	2023	1	2	-	1	-	-	-	-	1	2	-	-	4	▼	7
<b>Domestic and Family - Level 2</b>	2024	-	-	-	-	2	-	-	-	-	-	-	-	2	2	2
	2023	-	-	-	-	-	-	-	-	-	1	-	-	0	↔	1
<b>Felonies and Related Matters</b>	2024	11	7	10	8	1	-	-	-	-	-	-	-	37	-18%	37
	2023	8	9	3	14	11	10	10	3	11	20	32	2	45	▼	133
<b>General Civil - Level 1</b>	2024	-	1	1	-	-	-	-	-	-	-	-	-	2	-33%	2
	2023	-	-	-	1	2	-	-	-	-	-	-	-	3	▼	3
<b>General Civil - Level 2</b>	2024	-	1	1	1	4	-	-	-	-	-	-	-	7	0%	7
	2023	-	3	2	-	2	1	-	4	-	-	-	2	7	↔	14
<b>General Civil - Level 3</b>	2024	2	1	-	-	-	-	-	-	-	-	-	-	3	-25%	3
	2023	-	1	-	1	2	-	-	1	1	1	2	-	4	▼	9
<b>Miscellaneous Civil</b>	2024	21	24	27	28	17	-	-	-	-	-	-	-	117	5%	117
	2023	22	30	23	23	13	18	10	11	20	17	6	13	111	▲	206
<b>Misdemeanor</b>	2024	3	5	2	3	-	-	-	-	-	-	-	-	13	-41%	13
	2023	8	6	1	4	3	4	4	4	10	21	2	-	22	▼	67
<b>Other</b>	2024	2	-	-	-	-	-	-	-	-	-	-	-	2	-60%	2
	2023	1	2	-	1	1	1	2	1	1	5	1	-	5	▼	16
<b>Other Criminally Related Matters</b>	2024	3	1	-	-	-	-	-	-	-	-	-	-	4	-43%	4
	2023	2	-	2	2	1	1	-	2	6	2	1	5	7	▼	24
<b>Probates/Wills &amp; Trusts - Level 1</b>	2024	-	-	-	-	-	-	-	-	-	-	-	-	0	0	0
	2023	-	-	-	-	-	-	-	-	1	-	-	-	0	↔	1
<b>Probates/Wills &amp; Trusts - Level 2</b>	2024	-	-	-	-	-	-	-	-	-	-	-	-	0	0	0
	2023	-	-	-	-	-	-	1	-	-	-	-	-	0	↔	1
<b>Uncontested Divorce</b>	2024	-	1	1	2	1	-	-	-	-	-	-	-	5	-55%	5
	2023	2	4	3	1	1	2	1	1	-	5	-	-	11	▼	20

**CPSS-CCMS-10.01 CASELOAD STATISTICS OF THE CIRCUIT COURTS**

January 2023 -- May 2024 Filings

Alexandria and Fairfax Circuit are not Included in State Totals

Dashboard		Monthly Filings Summary		Jan --- May Filings					
<p><b>Court:</b> Spotsylvania Circuit  <b>Start/End Date:</b> Jan-23 / May-24  <b>2023 Average Month:</b> 790  <b>Jan-May 2023:</b> 4,436  <b>Filings Trending:</b> ▼</p>	<p><b>Circuit/Court ID:</b> 15 215177  <b>Type of Case:</b> Filings  <b>2024 Average Month:</b> 798  <b>Jan-May 2024 :</b> 3,991  <b>Overall AVG. Month:</b> 793</p>	<p style="text-align: center; font-weight: bold; font-size: 1.2em;">Jan 23 - May 24</p>		<table border="1" style="margin: auto;"> <tr> <td style="text-align: center; width: 50px;"><b>3,991</b></td> <td style="text-align: center; width: 50px;"><b>4,436</b></td> </tr> <tr> <td style="text-align: center;">2024</td> <td style="text-align: center;">2023</td> </tr> </table>		<b>3,991</b>	<b>4,436</b>	2024	2023
<b>3,991</b>	<b>4,436</b>								
2024	2023								

Filings by Division																
Divisions		Jan	Feb	Mar	Apr	May	Jun	Jul	Aug	Sep	Oct	Nov	Dec	Thru May	% Change	Total
<b>Total</b>	2024	813	837	782	768	791	-	-	-	-	-	-	-	3,991	-10%	3,991
	2023	1,011	774	997	698	956	696	591	735	737	930	723	637	4,436	▼	9,485
<b>Civil</b>	2024	83	78	85	90	131	-	-	-	-	-	-	-	467	-3%	467
	2023	101	59	137	95	87	70	65	58	111	77	91	66	479	▼	1,017
<b>Criminal</b>	2024	295	379	350	291	301	-	-	-	-	-	-	-	1,616	-4%	1,616
	2023	357	311	317	244	455	290	201	325	302	468	271	272	1,684	▼	3,813
<b>Concealed Handgun Permits</b>	2024	309	276	244	251	228	-	-	-	-	-	-	-	1,308	-19%	1,308
	2023	410	288	392	242	289	229	230	221	195	276	251	204	1,621	▼	3,227
<b>Miscellaneous/ Other</b>	2024	125	103	103	135	131	-	-	-	-	-	-	-	597	-8%	597
	2023	142	115	149	116	125	107	94	131	128	109	110	95	647	▼	1,421
<b>Others</b>	2024	1	1	-	1	-	-	-	-	-	-	-	-	3	-40%	3
	2023	1	1	2	1	-	-	1	-	1	-	-	-	5	▼	7

Filings by Case Category																
Case Categories		Jan	Feb	Mar	Apr	May	Jun	Jul	Aug	Sep	Oct	Nov	Dec	Thru May	% Change	Total
<b>Administrative Law</b>	2024	1	-	-	-	-	-	-	-	-	-	-	-	1	-80%	1
	2023	1	1	2	-	1	1	1	-	-	-	2	2	5	▼	11
<b>Capital Murder</b>	2024	2	1	1	1	-	-	-	-	-	-	-	-	5	5	5
	2023	-	-	-	-	-	-	-	-	-	-	-	-	0	↔	0
<b>Contested Divorce</b>	2024	10	9	10	10	11	-	-	-	-	-	-	-	50	-17%	50
	2023	9	14	12	10	15	9	6	6	10	4	11	7	60	▼	113
<b>Domestic and Family - Level 1</b>	2024	10	8	18	22	49	-	-	-	-	-	-	-	107	-32%	107
	2023	40	4	61	33	20	14	9	6	30	11	23	11	158	▼	262
<b>Domestic and Family - Level 2</b>	2024	4	6	6	8	5	-	-	-	-	-	-	-	29	61%	29
	2023	1	2	4	2	9	2	5	3	3	5	4	3	18	▲	43
<b>Felonies and Related Matters</b>	2024	191	280	258	194	210	-	-	-	-	-	-	-	1,133	-2%	1,133
	2023	241	224	211	153	325	201	135	227	199	288	184	167	1,154	▼	2,555
<b>General Civil - Level 1</b>	2024	-	1	1	-	2	-	-	-	-	-	-	-	4	0%	4
	2023	2	1	-	1	-	3	3	-	1	1	1	1	4	↔	14
<b>General Civil - Level 2</b>	2024	19	29	23	18	30	-	-	-	-	-	-	-	119	53%	119
	2023	14	14	19	17	14	18	17	18	29	22	15	18	78	▲	215
<b>General Civil - Level 3</b>	2024	15	3	5	4	8	-	-	-	-	-	-	-	35	-10%	35
	2023	8	6	9	9	7	8	5	7	9	13	12	8	39	▼	101
<b>Miscellaneous Civil</b>	2024	369	335	308	331	313	-	-	-	-	-	-	-	1,656	-15%	1,656
	2023	482	338	468	316	335	288	274	277	271	330	310	257	1,939	▼	3,946
<b>Misdemeanor</b>	2024	89	86	77	82	78	-	-	-	-	-	-	-	412	-7%	412
	2023	101	74	88	71	107	69	54	87	84	161	76	89	441	▼	1,061
<b>Other</b>	2024	67	44	35	55	44	-	-	-	-	-	-	-	245	-23%	245
	2023	70	60	70	43	74	46	45	68	54	56	54	39	317	▼	679
<b>Other Criminally Related Matters</b>	2024	13	12	14	14	14	-	-	-	-	-	-	-	67	-26%	67
	2023	15	13	19	20	23	20	12	12	19	19	11	16	90	▼	199
<b>Probates/Wills &amp; Trusts - Level 2</b>	2024	2	2	3	3	2	-	-	-	-	-	-	-	12	-45%	12
	2023	5	5	7	2	3	1	6	6	3	3	6	2	22	▼	49
<b>Uncontested Divorce</b>	2024	21	21	23	26	25	-	-	-	-	-	-	-	116	5%	116
	2023	22	18	27	21	23	16	19	18	25	15	14	19	111	▲	237

This report reflects data in the case management system. Numbers will update accordingly as reports are refreshed and posted.

Dashboard		Monthly Filings Summary		Jan --- May Filings					
<p><b>Court:</b> Stafford Circuit  <b>Start/End Date:</b> Jan-23 / May-24  <b>2023 Average Month:</b> 699  <b>Jan-May 2023:</b> 3,547  <b>Filings Trending:</b> ▲</p>	<p><b>Circuit/Court ID:</b> 15 215179  <b>Type of Case:</b> Filings  <b>2024 Average Month:</b> 733  <b>Jan-May 2024 :</b> 3,666  <b>Overall AVG. Month:</b> 709</p>	<p style="text-align: center; font-weight: bold; font-size: 1.2em;">Jan 23 - May 24</p>		<table border="1" style="margin: auto; border-collapse: collapse;"> <tr> <td style="text-align: center; width: 50px;"><b>3,666</b></td> <td style="text-align: center; width: 50px;"><b>3,547</b></td> </tr> <tr> <td style="text-align: center; width: 50px;">2024</td> <td style="text-align: center; width: 50px;">2023</td> </tr> </table>		<b>3,666</b>	<b>3,547</b>	2024	2023
<b>3,666</b>	<b>3,547</b>								
2024	2023								

Filings by Division																
Divisions		Jan	Feb	Mar	Apr	May	Jun	Jul	Aug	Sep	Oct	Nov	Dec	Thru May	% Change	Total
<b>Total</b>	2024	772	715	873	707	599	-	-	-	-	-	-	-	3,666	3%	3,666
	2023	680	662	830	685	690	763	698	683	610	782	644	662	3,547	▲	8,389
<b>Civil</b>	2024	76	84	105	96	48	-	-	-	-	-	-	-	409	-2%	409
	2023	83	63	99	80	93	81	69	96	70	93	83	80	418	▼	990
<b>Criminal</b>	2024	345	275	392	270	257	-	-	-	-	-	-	-	1,539	11%	1,539
	2023	206	254	354	288	281	399	339	310	266	334	255	287	1,383	▲	3,573
<b>Concealed Handgun Permits</b>	2024	277	267	293	245	213	-	-	-	-	-	-	-	1,295	-5%	1,295
	2023	299	273	299	241	246	213	216	197	201	272	231	220	1,358	▼	2,908
<b>Miscellaneous/ Other</b>	2024	74	89	83	96	81	-	-	-	-	-	-	-	423	9%	423
	2023	92	72	77	76	70	70	74	80	73	83	75	75	387	▲	917
<b>Others</b>	2024	-	-	-	-	-	-	-	-	-	-	-	-	0	-100%	0
	2023	-	-	1	-	-	-	-	-	-	-	-	-	1	▼	1

Filings by Case Category																
Case Categories		Jan	Feb	Mar	Apr	May	Jun	Jul	Aug	Sep	Oct	Nov	Dec	Thru May	% Change	Total
<b>Administrative Law</b>	2024	2	-	3	-	-	-	-	-	-	-	-	-	5	-29%	5
	2023	2	1	2	2	-	2	-	3	1	1	-	2	7	▼	16
<b>Capital Murder</b>	2024	-	-	-	-	-	-	-	-	-	-	-	-	0	-100%	0
	2023	-	-	-	1	-	-	-	-	1	-	-	-	1	▼	2
<b>Contested Divorce</b>	2024	7	10	14	12	5	-	-	-	-	-	-	-	48	-2%	48
	2023	8	9	13	8	11	11	15	12	4	10	7	14	49	▼	122
<b>Domestic and Family - Level 1</b>	2024	6	4	15	7	-	-	-	-	-	-	-	-	32	-46%	32
	2023	9	6	15	11	18	20	13	19	11	7	14	6	59	▼	149
<b>Domestic and Family - Level 2</b>	2024	6	4	7	6	5	-	-	-	-	-	-	-	28	8%	28
	2023	8	4	3	9	2	3	4	6	4	5	6	2	26	▲	56
<b>Felonies and Related Matters</b>	2024	251	153	263	169	176	-	-	-	-	-	-	-	1,012	9%	1,012
	2023	139	177	235	186	191	280	218	224	183	224	155	194	928	▲	2,406
<b>General Civil - Level 1</b>	2024	-	1	1	1	1	-	-	-	-	-	-	-	4	0%	4
	2023	1	-	1	1	1	-	2	1	-	2	1	1	4	↔	11
<b>General Civil - Level 2</b>	2024	23	20	21	27	6	-	-	-	-	-	-	-	97	0%	97
	2023	14	21	19	19	24	16	17	29	17	27	18	13	97	↔	234
<b>General Civil - Level 3</b>	2024	14	12	12	13	11	-	-	-	-	-	-	-	62	35%	62
	2023	7	5	11	11	12	8	7	13	9	9	13	11	46	▲	116
<b>Miscellaneous Civil</b>	2024	346	345	366	334	288	-	-	-	-	-	-	-	1,679	-2%	1,679
	2023	388	335	372	312	311	276	283	264	270	349	300	287	1,718	▼	3,747
<b>Misdemeanor</b>	2024	74	97	102	83	60	-	-	-	-	-	-	-	416	18%	416
	2023	48	59	86	81	80	110	102	69	72	89	76	75	354	▲	947
<b>Other</b>	2024	1	7	5	1	-	-	-	-	-	-	-	-	14	56%	14
	2023	2	-	1	2	4	1	3	-	2	2	2	-	9	▲	19
<b>Other Criminally Related Matters</b>	2024	20	25	27	23	22	-	-	-	-	-	-	-	117	11%	117
	2023	21	18	33	21	12	15	19	20	11	21	24	19	105	▲	234
<b>Probates/Wills &amp; Trusts - Level 1</b>	2024	1	-	-	-	1	-	-	-	-	-	-	-	2	2	2
	2023	-	-	-	-	-	-	-	1	-	-	-	-	0	↔	1
<b>Probates/Wills &amp; Trusts - Level 2</b>	2024	2	11	7	7	2	-	-	-	-	-	-	-	29	38%	29
	2023	6	4	7	1	3	3	3	2	4	5	6	2	21	▲	46
<b>Uncontested Divorce</b>	2024	19	26	30	24	22	-	-	-	-	-	-	-	121	-2%	121
	2023	27	23	32	20	21	18	12	20	21	31	22	36	123	▼	283

This report reflects data in the case management system. Numbers will update accordingly as reports are refreshed and posted.



Dashboard		Monthly Filings Summary		Jan --- May Filings	
<b>Court:</b> Westmoreland Circuit	<b>Circuit/Court ID:</b> 15 215193				
<b>Start/End Date:</b> Jan-23 / May-24	<b>Type of Case:</b> Filings				
<b>2023 Average Month:</b> 91	<b>2024 Average Month:</b> 104				
<b>Jan-May 2023:</b> 492	<b>Jan-May 2024 :</b> 518				
<b>Filings Trending:</b> ▲	<b>Overall AVG. Month:</b> 94				

Filings by Division																
Divisions		Jan	Feb	Mar	Apr	May	Jun	Jul	Aug	Sep	Oct	Nov	Dec	Thru May	% Change	Total
<b>Total</b>	2024	95	86	112	144	81	-	-	-	-	-	-	-	518	5%	518
	2023	123	85	90	104	90	71	97	82	97	96	75	76	492	▲	1,086
<b>Civil</b>	2024	10	8	7	18	12	-	-	-	-	-	-	-	55	-17%	55
	2023	13	10	6	12	25	12	11	16	14	7	10	4	66	▼	140
<b>Criminal</b>	2024	34	24	43	83	37	-	-	-	-	-	-	-	221	13%	221
	2023	54	31	30	53	27	30	48	25	38	58	24	31	195	▲	449
<b>Concealed Handgun Permits</b>	2024	49	46	43	29	24	-	-	-	-	-	-	-	191	-1%	191
	2023	47	40	45	32	29	22	29	34	31	27	31	29	193	▼	396
<b>Miscellaneous/Other</b>	2024	2	8	18	14	7	-	-	-	-	-	-	-	49	29%	49
	2023	9	4	9	7	9	7	8	7	14	4	10	12	38	▲	100
<b>Others</b>	2024	-	-	1	-	1	-	-	-	-	-	-	-	2	2	2
	2023	-	-	-	-	-	-	1	-	-	-	-	-	0	↔	1

Filings by Case Category																
Case Categories		Jan	Feb	Mar	Apr	May	Jun	Jul	Aug	Sep	Oct	Nov	Dec	Thru May	% Change	Total
<b>Contested Divorce</b>	2024	1	3	1	2	3	-	-	-	-	-	-	-	10	150%	10
	2023	1	-	1	1	1	1	1	-	2	2	1	-	4	▲	11
<b>Domestic and Family - Level 1</b>	2024	2	1	-	8	4	-	-	-	-	-	-	-	15	-21%	15
	2023	4	1	2	1	11	6	6	9	1	2	1	1	19	▼	45
<b>Domestic and Family - Level 2</b>	2024	-	-	-	-	-	-	-	-	-	-	-	-	0	-100%	0
	2023	-	-	-	-	1	-	-	-	1	-	-	-	1	▼	2
<b>Felonies and Related Matters</b>	2024	30	16	29	55	20	-	-	-	-	-	-	-	150	43%	150
	2023	20	16	16	36	17	24	35	14	22	54	21	16	105	▲	291
<b>General Civil - Level 1</b>	2024	-	-	-	-	-	-	-	-	-	-	-	-	0	-100%	0
	2023	-	-	1	-	1	-	2	-	-	-	-	-	2	▼	4
<b>General Civil - Level 2</b>	2024	-	1	1	3	2	-	-	-	-	-	-	-	7	17%	7
	2023	-	1	3	1	1	1	3	2	3	-	3	4	6	▲	22
<b>General Civil - Level 3</b>	2024	5	1	1	3	3	-	-	-	-	-	-	-	13	-28%	13
	2023	1	1	-	9	7	2	1	1	2	-	1	1	18	▼	26
<b>Miscellaneous Civil</b>	2024	50	54	56	42	29	-	-	-	-	-	-	-	231	3%	231
	2023	55	44	50	38	37	29	35	41	43	31	39	37	224	▲	479
<b>Misdemeanor</b>	2024	3	5	12	15	6	-	-	-	-	-	-	-	41	-38%	41
	2023	28	10	2	16	10	4	10	8	8	4	2	7	66	▼	109
<b>Other</b>	2024	1	-	5	-	2	-	-	-	-	-	-	-	8	700%	8
	2023	1	-	-	-	-	1	1	-	1	-	2	-	1	▲	6
<b>Other Criminally Related Matters</b>	2024	1	3	2	13	11	-	-	-	-	-	-	-	30	3%	30
	2023	11	5	12	1	-	2	3	3	8	-	2	8	29	▲	55
<b>Probates/Wills &amp; Trusts - Level 2</b>	2024	-	-	-	-	-	-	-	-	-	-	-	-	0	-100%	0
	2023	-	-	1	-	-	1	-	1	-	-	1	-	1	▼	4
<b>Protective Orders</b>	2024	-	-	-	-	-	-	-	-	-	-	-	-	0	0	0
	2023	-	-	-	-	-	-	-	-	-	1	-	-	0	↔	1
<b>Uncontested Divorce</b>	2024	2	2	5	3	1	-	-	-	-	-	-	-	13	-19%	13
	2023	2	7	2	1	4	-	-	3	6	2	2	2	16	▼	31

# CPSS-CCMS-10.01 CASELOAD STATISTICS OF THE CIRCUIT COURTS

Fredericksburg

January 2023 -- May 2024 Filings

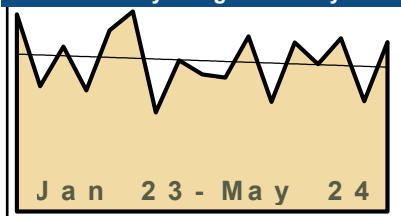
Alexandria and Fairfax Circuit are not Included in State Totals

## Dashboard

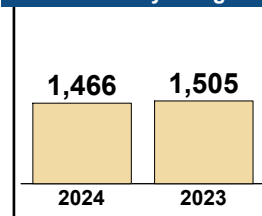
**Court:** Fredericksburg Circuit  
**Start/End Date:** Jan-23 / May-24  
**2023 Average Month:** 285  
**Jan-May 2023:** 1,505  
**Filings Trending:** ▼

**Circuit/Court ID:** 15 215630  
**Type of Case:** Filings  
**2024 Average Month:** 293  
**Jan-May 2024 :** 1,466  
**Overall AVG. Month:** 288

## Monthly Filings Summary



## Jan --- May Filings




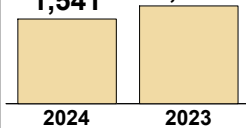
## Filings by Division

Divisions		Jan	Feb	Mar	Apr	May	Jun	Jul	Aug	Sep	Oct	Nov	Dec	Thru May	% Change	Total
<b>Total</b>	2024	322	281	330	210	323	-	-	-	-	-	-	-	1,466	-3%	1,466
	2023	376	239	314	231	345	381	189	288	261	255	334	209	1,505	▼	3,422
<b>Civil</b>	2024	46	44	39	31	52	-	-	-	-	-	-	-	212	-23%	212
	2023	52	52	68	50	55	61	51	50	52	35	33	21	277	▼	580
<b>Criminal</b>	2024	198	135	214	106	196	-	-	-	-	-	-	-	849	1%	849
	2023	236	130	156	104	216	245	71	150	141	155	224	145	842	▲	1,973
<b>Concealed Handgun Permits</b>	2024	36	39	25	26	28	-	-	-	-	-	-	-	154	-1%	154
	2023	28	27	30	42	28	23	26	23	24	20	37	15	155	▼	323
<b>Miscellaneous/Other</b>	2024	42	62	52	47	47	-	-	-	-	-	-	-	250	9%	250
	2023	58	30	60	35	46	52	41	65	42	45	40	28	229	▲	542
<b>Others</b>	2024	-	1	-	-	-	-	-	-	-	-	-	-	1	-50%	1
	2023	2	-	-	-	-	-	-	-	2	-	-	-	2	▼	4

## Filings by Case Category

Case Categories		Jan	Feb	Mar	Apr	May	Jun	Jul	Aug	Sep	Oct	Nov	Dec	Thru May	% Change	Total
<b>Administrative Law</b>	2024	-	-	-	-	-	-	-	-	-	-	-	-	0	-100%	0
	2023	1	-	-	1	-	1	-	1	1	-	1	1	2	▼	7
<b>Capital Murder</b>	2024	-	-	-	-	-	-	-	-	-	-	-	-	0	0	0
	2023	-	-	-	-	-	-	-	-	-	1	-	-	0	↔	1
<b>Contested Divorce</b>	2024	4	7	5	2	6	-	-	-	-	-	-	-	24	-8%	24
	2023	6	5	3	4	8	7	7	6	9	4	7	3	26	▼	69
<b>Domestic and Family - Level 1</b>	2024	4	7	4	-	2	-	-	-	-	-	-	-	17	-47%	17
	2023	14	5	6	4	3	4	3	-	3	-	-	-	32	▼	42
<b>Domestic and Family - Level 2</b>	2024	16	11	-	14	7	-	-	-	-	-	-	-	48	-2%	48
	2023	4	9	10	12	14	18	6	10	12	13	5	1	49	▼	114
<b>Felonies and Related Matters</b>	2024	120	86	113	61	108	-	-	-	-	-	-	-	488	-14%	488
	2023	160	93	100	77	136	161	42	105	95	90	112	83	566	▼	1,254
<b>General Civil - Level 1</b>	2024	2	-	1	1	-	-	-	-	-	-	-	-	4	-60%	4
	2023	2	1	1	5	1	1	1	-	3	-	2	-	10	▼	17
<b>General Civil - Level 2</b>	2024	3	3	7	1	19	-	-	-	-	-	-	-	33	-48%	33
	2023	10	15	19	11	9	10	18	19	8	7	8	6	64	▼	140
<b>General Civil - Level 3</b>	2024	2	1	5	6	-	-	-	-	-	-	-	-	14	-42%	14
	2023	5	5	6	5	3	2	4	2	1	4	1	2	24	▼	40
<b>Miscellaneous Civil</b>	2024	53	61	41	46	45	-	-	-	-	-	-	-	246	-3%	246
	2023	56	49	52	55	42	54	35	48	49	34	51	27	254	▼	552
<b>Misdemeanor</b>	2024	67	43	100	32	78	-	-	-	-	-	-	-	320	32%	320
	2023	70	29	50	24	70	76	23	40	39	57	108	53	243	▲	639
<b>Other</b>	2024	25	43	40	24	32	-	-	-	-	-	-	-	164	24%	164
	2023	29	9	42	18	34	21	30	37	18	28	25	17	132	▲	308
<b>Other Criminally Related Matters</b>	2024	11	6	2	13	10	-	-	-	-	-	-	-	42	24%	42
	2023	7	8	6	3	10	8	6	7	7	8	4	9	34	▲	83
<b>Probates/Wills &amp; Trusts - Level 1</b>	2024	-	-	-	-	-	-	-	-	-	-	-	-	0	0	0
	2023	-	-	-	-	-	1	-	-	-	-	-	-	0	↔	1
<b>Probates/Wills &amp; Trusts - Level 2</b>	2024	1	-	1	-	1	-	-	-	-	-	-	-	3	-63%	3
	2023	2	1	3	1	1	1	1	1	1	-	-	-	8	▼	12
<b>Uncontested Divorce</b>	2024	14	13	11	10	15	-	-	-	-	-	-	-	63	3%	63
	2023	10	10	16	11	14	16	13	12	15	9	10	7	61	▲	143

This report reflects data in the case management system. Numbers will update accordingly as reports are refreshed and posted.

Dashboard	Monthly Filings Summary	Jan --- May Filings
<p><b>Court:</b> Albemarle Circuit  <b>Start/End Date:</b> Jan-23 / May-24  <b>2023 Average Month:</b> 330  <b>Jan-May 2023:</b> 1,778  <b>Filings Trending:</b> ▼</p>	<p><b>Circuit/Court ID:</b> 16 216003  <b>Type of Case:</b> Filings  <b>2024 Average Month:</b>308  <b>Jan-May 2024 :</b> 1,541  <b>Overall AVG. Month:</b> 324</p>  <p style="text-align: center;">Jan 23 - May 24</p>	<p style="text-align: center;">1,541      1,778</p>  <p style="text-align: center;">2024      2023</p>

Filings by Division																
Divisions		Jan	Feb	Mar	Apr	May	Jun	Jul	Aug	Sep	Oct	Nov	Dec	Thru May	% Change	Total
<b>Total</b>	2024	338	296	316	340	251	-	-	-	-	-	-	-	1,541	-13%	1,541
	2023	381	371	371	308	347	305	300	303	308	310	305	350	1,778	▼	3,959
<b>Civil</b>	2024	63	50	66	50	59	-	-	-	-	-	-	-	288	4%	288
	2023	48	60	49	55	65	51	60	49	49	65	63	44	277	▲	658
<b>Criminal</b>	2024	27	52	35	32	35	-	-	-	-	-	-	-	181	-36%	181
	2023	37	89	63	52	43	45	45	53	60	48	43	65	284	▼	643
<b>Concealed Handgun Permits</b>	2024	105	86	104	93	66	-	-	-	-	-	-	-	454	-18%	454
	2023	129	105	135	88	94	82	78	88	91	78	89	83	551	▼	1,140
<b>Miscellaneous/Other</b>	2024	142	107	111	161	91	-	-	-	-	-	-	-	612	-7%	612
	2023	167	116	122	110	140	124	116	111	108	118	110	155	655	▼	1,497
<b>Others</b>	2024	1	1	-	4	-	-	-	-	-	-	-	-	6	-45%	6
	2023	-	1	2	3	5	3	1	2	-	-	-	3	11	▼	21

Filings by Case Category																
Case Categories		Jan	Feb	Mar	Apr	May	Jun	Jul	Aug	Sep	Oct	Nov	Dec	Thru May	% Change	Total
<b>Administrative Law</b>	2024	-	1	-	-	-	-	-	-	-	-	-	-	1	-80%	1
	2023	-	-	1	4	-	-	2	1	-	-	-	-	5	▼	8
<b>Capital Murder</b>	2024	-	-	-	-	1	-	-	-	-	-	-	-	1	-83%	1
	2023	-	-	-	-	6	-	-	-	-	-	-	-	6	▼	6
<b>Contested Divorce</b>	2024	5	6	8	7	9	-	-	-	-	-	-	-	35	-5%	35
	2023	6	5	12	7	7	7	3	6	7	5	3	3	37	▼	71
<b>Domestic and Family - Level 1</b>	2024	4	-	7	1	7	-	-	-	-	-	-	-	19	-42%	19
	2023	10	10	3	3	7	1	15	-	5	14	6	4	33	▼	78
<b>Domestic and Family - Level 2</b>	2024	6	6	5	5	9	-	-	-	-	-	-	-	31	182%	31
	2023	2	1	1	2	5	4	4	5	2	6	2	8	11	▲	42
<b>Felonies and Related Matters</b>	2024	21	39	22	18	27	-	-	-	-	-	-	-	127	-44%	127
	2023	32	75	49	41	29	32	33	49	47	35	36	63	226	▼	521
<b>General Civil - Level 1</b>	2024	1	1	1	-	7	-	-	-	-	-	-	-	10	43%	10
	2023	1	1	1	2	2	1	-	-	2	2	4	2	7	▲	18
<b>General Civil - Level 2</b>	2024	20	13	19	10	7	-	-	-	-	-	-	-	69	19%	69
	2023	12	10	6	14	16	12	10	14	15	21	11	6	58	▲	147
<b>General Civil - Level 3</b>	2024	7	6	6	8	3	-	-	-	-	-	-	-	30	50%	30
	2023	5	7	4	3	1	6	4	5	3	7	18	6	20	▲	69
<b>Miscellaneous Civil</b>	2024	138	130	142	165	110	-	-	-	-	-	-	-	685	-8%	685
	2023	166	136	180	124	139	128	119	121	130	121	125	121	745	▼	1,610
<b>Misdemeanor</b>	2024	5	11	9	12	7	-	-	-	-	-	-	-	44	7%	44
	2023	5	11	13	7	5	10	12	3	13	9	5	2	41	▲	95
<b>Other</b>	2024	107	61	67	89	45	-	-	-	-	-	-	-	369	-20%	369
	2023	125	81	79	75	100	82	75	82	63	71	71	115	460	▼	1,019
<b>Other Criminally Related Matters</b>	2024	2	2	4	3	1	-	-	-	-	-	-	-	12	9%	12
	2023	-	3	1	4	3	3	-	1	-	4	3	-	11	▲	22
<b>Probates/Wills &amp; Trusts - Level 1</b>	2024	-	-	-	-	-	-	-	-	-	-	-	-	0	-100%	0
	2023	-	1	-	-	-	3	-	1	-	-	1	-	1	▼	6
<b>Probates/Wills &amp; Trusts - Level 2</b>	2024	3	2	7	6	3	-	-	-	-	-	-	-	21	5%	21
	2023	6	3	2	-	9	3	3	3	3	3	4	5	20	▲	44
<b>Protective Orders</b>	2024	2	-	-	-	-	-	-	-	-	-	-	-	2	0%	2
	2023	-	1	-	-	1	-	1	-	-	-	-	-	2	↔	3
<b>Uncontested Divorce</b>	2024	17	18	19	16	15	-	-	-	-	-	-	-	85	-11%	85
	2023	11	26	19	22	17	13	19	12	18	12	16	15	95	▼	200

This report reflects data in the case management system. Numbers will update accordingly as reports are refreshed and posted.

Dashboard		Monthly Filings Summary		Jan --- May Filings					
<p><b>Court:</b> Culpeper Circuit  <b>Start/End Date:</b> Jan-23 / May-24  <b>2023 Average Month:</b> 286  <b>Jan-May 2023:</b> 1,450  <b>Filings Trending:</b> ▼</p>	<p><b>Circuit/Court ID:</b> 16 216047  <b>Type of Case:</b> Filings  <b>2024 Average Month:</b> 280  <b>Jan-May 2024 :</b> 1,398  <b>Overall AVG. Month:</b> 284</p>	<p style="text-align: center; font-weight: bold; font-size: 1.2em;">Jan 23 - May 24</p>		<table style="width: 100%; border: 1px solid black;"> <tr> <td style="width: 50%; text-align: center; font-weight: bold; font-size: 1.2em;">1,398</td> <td style="width: 50%; text-align: center; font-weight: bold; font-size: 1.2em;">1,450</td> </tr> <tr> <td style="text-align: center; font-weight: bold;">2024</td> <td style="text-align: center; font-weight: bold;">2023</td> </tr> </table>		1,398	1,450	2024	2023
1,398	1,450								
2024	2023								

Filings by Division																
Divisions		Jan	Feb	Mar	Apr	May	Jun	Jul	Aug	Sep	Oct	Nov	Dec	Thru May	% Change	Total
<b>Total</b>	2024	244	299	274	302	279	-	-	-	-	-	-	-	1,398	-4%	1,398
	2023	293	264	321	266	306	333	283	302	261	294	244	269	1,450	▼	3,436
<b>Civil</b>	2024	34	47	41	60	46	-	-	-	-	-	-	-	228	-3%	228
	2023	41	52	51	39	52	49	45	38	47	34	25	39	235	▼	512
<b>Criminal</b>	2024	84	121	106	129	107	-	-	-	-	-	-	-	547	-13%	547
	2023	124	97	137	131	140	157	142	163	114	133	122	132	629	▼	1,592
<b>Concealed Handgun Permits</b>	2024	102	99	110	88	78	-	-	-	-	-	-	-	477	1%	477
	2023	105	94	110	72	90	89	77	73	75	96	76	83	471	▲	1,040
<b>Miscellaneous/ Other</b>	2024	24	32	17	25	47	-	-	-	-	-	-	-	145	26%	145
	2023	23	21	23	24	24	38	19	28	25	31	21	15	115	▲	292
<b>Others</b>	2024	-	-	-	-	1	-	-	-	-	-	-	-	1	1	1
	2023	-	-	-	-	-	-	-	-	-	-	-	-	0	↔	0

Filings by Case Category																
Case Categories		Jan	Feb	Mar	Apr	May	Jun	Jul	Aug	Sep	Oct	Nov	Dec	Thru May	% Change	Total
<b>Administrative Law</b>	2024	-	-	1	-	-	-	-	-	-	-	-	-	1	1	1
	2023	-	-	-	-	-	-	-	-	2	-	-	-	0	↔	2
<b>Capital Murder</b>	2024	-	-	-	-	-	-	-	-	-	-	-	-	0	0	0
	2023	-	-	-	-	-	-	-	-	5	-	-	-	0	↔	5
<b>Contested Divorce</b>	2024	7	8	15	10	7	-	-	-	-	-	-	-	47	4%	47
	2023	9	9	13	7	7	4	4	3	7	6	3	7	45	▲	79
<b>Domestic and Family - Level 1</b>	2024	4	6	2	14	5	-	-	-	-	-	-	-	31	24%	31
	2023	-	14	4	6	1	20	21	9	7	-	6	17	25	▲	105
<b>Domestic and Family - Level 2</b>	2024	1	6	1	2	6	-	-	-	-	-	-	-	16	7%	16
	2023	3	1	3	3	5	4	1	4	3	6	2	-	15	▲	35
<b>Felonies and Related Matters</b>	2024	64	84	77	90	80	-	-	-	-	-	-	-	395	-12%	395
	2023	87	70	93	102	95	114	90	124	80	94	76	99	447	▼	1,124
<b>General Civil - Level 1</b>	2024	1	-	-	-	1	-	-	-	-	-	-	-	2	-50%	2
	2023	-	-	-	1	3	-	-	1	-	-	-	-	4	▼	5
<b>General Civil - Level 2</b>	2024	3	8	5	11	7	-	-	-	-	-	-	-	34	42%	34
	2023	3	6	4	5	6	6	3	4	9	5	5	3	24	▲	59
<b>General Civil - Level 3</b>	2024	5	1	1	3	2	-	-	-	-	-	-	-	12	0%	12
	2023	2	2	3	1	4	1	-	3	1	1	1	1	12	↔	20
<b>Miscellaneous Civil</b>	2024	124	129	120	110	120	-	-	-	-	-	-	-	603	4%	603
	2023	127	113	132	95	113	122	94	101	98	126	97	97	580	▲	1,315
<b>Misdemeanor</b>	2024	21	35	25	38	27	-	-	-	-	-	-	-	146	-15%	146
	2023	33	26	43	26	43	42	46	35	27	35	43	33	171	▼	432
<b>Other</b>	2024	1	3	4	-	7	-	-	-	-	-	-	-	15	88%	15
	2023	4	-	-	2	2	4	-	-	3	-	1	2	8	▲	18
<b>Other Criminally Related Matters</b>	2024	-	2	4	1	-	-	-	-	-	-	-	-	7	-36%	7
	2023	4	1	1	3	2	1	6	4	2	4	3	-	11	▼	31
<b>Probates/Wills &amp; Trusts - Level 1</b>	2024	1	2	-	-	-	-	-	-	-	-	-	-	3	200%	3
	2023	-	-	1	-	-	-	-	-	-	-	-	-	1	▲	1
<b>Probates/Wills &amp; Trusts - Level 2</b>	2024	-	2	-	2	4	-	-	-	-	-	-	-	8	-11%	8
	2023	1	1	6	1	-	-	1	2	1	-	1	1	9	▼	15
<b>Uncontested Divorce</b>	2024	12	13	19	21	13	-	-	-	-	-	-	-	78	-20%	78
	2023	20	21	18	14	25	15	17	12	16	17	6	9	98	▼	190

This report reflects data in the case management system. Numbers will update accordingly as reports are refreshed and posted.

Dashboard		Monthly Filings Summary		Jan --- May Filings					
<p><b>Court:</b> Fluvanna Circuit  <b>Start/End Date:</b> Jan-23 / May-24  <b>2023 Average Month:</b> 131  <b>Jan-May 2023:</b> 665  <b>Filings Trending:</b> ▲</p>	<p><b>Circuit/Court ID:</b> 16 216065  <b>Type of Case:</b> Filings  <b>2024 Average Month:</b> 141  <b>Jan-May 2024 :</b> 704  <b>Overall AVG. Month:</b> 134</p>			<table border="1" style="margin: auto;"> <tr> <td style="text-align: center; width: 50px;"><b>704</b></td> <td style="text-align: center; width: 50px;"><b>665</b></td> </tr> <tr> <td style="text-align: center;">2024</td> <td style="text-align: center;">2023</td> </tr> </table>		<b>704</b>	<b>665</b>	2024	2023
<b>704</b>	<b>665</b>								
2024	2023								

Filings by Division																
Divisions		Jan	Feb	Mar	Apr	May	Jun	Jul	Aug	Sep	Oct	Nov	Dec	Thru May	% Change	Total
<b>Total</b>	2024	159	158	117	138	132	-	-	-	-	-	-	-	704	6%	704
	2023	139	130	124	103	169	105	100	141	140	127	115	183	665	▲	1,576
<b>Civil</b>	2024	14	19	14	9	11	-	-	-	-	-	-	-	67	-11%	67
	2023	11	13	21	14	16	11	7	15	16	9	17	13	75	▼	163
<b>Criminal</b>	2024	30	48	15	54	29	-	-	-	-	-	-	-	176	27%	176
	2023	27	23	18	18	53	32	24	58	29	47	30	27	139	▲	386
<b>Concealed Handgun Permits</b>	2024	82	59	68	44	58	-	-	-	-	-	-	-	311	2%	311
	2023	70	60	64	43	67	38	52	35	49	39	49	38	304	▲	604
<b>Miscellaneous/Other</b>	2024	32	32	20	31	33	-	-	-	-	-	-	-	148	3%	148
	2023	31	34	21	26	32	24	17	33	45	32	19	105	144	▲	419
<b>Others</b>	2024	1	-	-	-	1	-	-	-	-	-	-	-	2	-33%	2
	2023	-	-	-	2	1	-	-	-	1	-	-	-	3	▼	4

Filings by Case Category																
Case Categories		Jan	Feb	Mar	Apr	May	Jun	Jul	Aug	Sep	Oct	Nov	Dec	Thru May	% Change	Total
<b>Administrative Law</b>	2024	-	-	1	-	-	-	-	-	-	-	-	-	1	1	1
	2023	-	-	-	-	-	-	-	-	-	-	-	-	0	↔	0
<b>Contested Divorce</b>	2024	2	3	2	1	-	-	-	-	-	-	-	-	8	-43%	8
	2023	3	4	2	2	3	1	1	2	3	1	1	-	14	▼	23
<b>Domestic and Family - Level 1</b>	2024	5	-	1	-	2	-	-	-	-	-	-	-	8	-53%	8
	2023	-	3	10	4	-	-	1	-	2	-	6	-	17	▼	26
<b>Domestic and Family - Level 2</b>	2024	1	4	3	2	-	-	-	-	-	-	-	-	10	25%	10
	2023	4	1	-	2	1	-	2	3	3	1	3	1	8	▲	21
<b>Felonies and Related Matters</b>	2024	12	37	8	43	26	-	-	-	-	-	-	-	126	33%	126
	2023	12	18	12	16	37	22	15	47	23	31	24	21	95	▲	278
<b>General Civil - Level 2</b>	2024	2	2	1	1	3	-	-	-	-	-	-	-	9	13%	9
	2023	2	3	-	2	1	1	-	5	2	1	2	4	8	▲	23
<b>General Civil - Level 3</b>	2024	1	4	1	2	2	-	-	-	-	-	-	-	10	67%	10
	2023	1	1	-	-	4	1	1	1	4	1	1	2	6	▲	17
<b>Miscellaneous Civil</b>	2024	94	73	77	63	75	-	-	-	-	-	-	-	382	4%	382
	2023	75	72	74	54	91	46	58	47	73	60	57	104	366	▲	811
<b>Misdemeanor</b>	2024	15	4	6	10	3	-	-	-	-	-	-	-	38	15%	38
	2023	11	5	6	2	9	10	6	11	4	5	4	6	33	▲	79
<b>Other</b>	2024	21	17	10	12	17	-	-	-	-	-	-	-	77	-6%	77
	2023	25	20	11	17	9	17	10	21	21	11	10	38	82	▼	210
<b>Other Criminally Related Matters</b>	2024	3	7	1	1	-	-	-	-	-	-	-	-	12	9%	12
	2023	4	-	-	-	7	-	3	1	2	11	2	-	11	▲	30
<b>Probates/Wills &amp; Trusts - Level 1</b>	2024	-	-	-	-	1	-	-	-	-	-	-	-	1	1	1
	2023	-	-	-	-	-	-	1	-	-	-	-	-	0	↔	1
<b>Probates/Wills &amp; Trusts - Level 2</b>	2024	-	2	2	-	-	-	-	-	-	-	-	-	4	4	4
	2023	-	-	-	-	-	-	-	-	-	1	-	-	0	↔	1
<b>Uncontested Divorce</b>	2024	3	5	4	3	3	-	-	-	-	-	-	-	18	-28%	18
	2023	2	3	9	4	7	7	2	3	3	4	5	7	25	▼	56

Dashboard		Monthly Filings Summary		Jan --- May Filings	
<p><b>Court:</b> Goochland Circuit  <b>Start/End Date:</b> Jan-23 / May-24  <b>2023 Average Month:</b> 116  <b>Jan-May 2023:</b> 711  <b>Filings Trending:</b> ▼</p>	<p><b>Circuit/Court ID:</b> 16 216075  <b>Type of Case:</b> Filings  <b>2024 Average Month:</b> 104  <b>Jan-May 2024 :</b> 519  <b>Overall AVG. Month:</b> 112</p>	<p style="text-align: center; font-weight: bold; color: white;">Jan 23 - May 24</p>		<p style="text-align: center; font-weight: bold;">519      711</p> <p style="text-align: center;">2024      2023</p>	

Filings by Division																
Divisions		Jan	Feb	Mar	Apr	May	Jun	Jul	Aug	Sep	Oct	Nov	Dec	Thru May	% Change	Total
<b>Total</b>	2024	107	84	111	103	114	-	-	-	-	-	-	-	519	-27%	519
	2023	141	122	144	135	169	80	109	109	76	119	85	103	711	▼	1,392
<b>Civil</b>	2024	8	7	15	14	14	-	-	-	-	-	-	-	58	-41%	58
	2023	28	15	25	16	14	9	13	14	16	14	12	12	98	▼	188
<b>Criminal</b>	2024	13	20	36	22	19	-	-	-	-	-	-	-	110	-37%	110
	2023	10	24	30	37	74	17	35	28	7	32	17	26	175	▼	337
<b>Concealed Handgun Permits</b>	2024	68	47	50	51	60	-	-	-	-	-	-	-	276	-25%	276
	2023	90	66	76	62	75	44	47	55	43	62	49	58	369	▼	727
<b>Miscellaneous/ Other</b>	2024	18	10	10	16	21	-	-	-	-	-	-	-	75	9%	75
	2023	13	17	13	20	6	10	14	12	10	11	7	7	69	▲	140

Filings by Case Category																
Case Categories		Jan	Feb	Mar	Apr	May	Jun	Jul	Aug	Sep	Oct	Nov	Dec	Thru May	% Change	Total
<b>Administrative Law</b>	2024	-	-	-	1	-	-	-	-	-	-	-	-	1	1	1
	2023	-	-	-	-	-	-	1	2	-	-	-	-	0	↔	3
<b>Capital Murder</b>	2024	-	3	-	-	-	-	-	-	-	-	-	-	3	200%	3
	2023	-	-	-	1	-	-	-	-	-	-	-	-	1	▲	1
<b>Contested Divorce</b>	2024	1	2	1	2	-	-	-	-	-	-	-	-	6	-40%	6
	2023	3	2	4	1	-	2	-	2	4	2	-	-	10	▼	20
<b>Domestic and Family - Level 1</b>	2024	-	-	-	-	-	-	-	-	-	-	-	-	0	-100%	0
	2023	2	-	-	-	1	1	-	2	-	4	3	-	3	▼	13
<b>Domestic and Family - Level 2</b>	2024	-	-	1	1	1	-	-	-	-	-	-	-	3	0%	3
	2023	-	1	1	-	1	-	-	-	-	1	-	1	3	↔	5
<b>Felonies and Related Matters</b>	2024	8	11	28	10	7	-	-	-	-	-	-	-	64	-46%	64
	2023	5	14	12	29	58	10	7	8	3	17	8	12	118	▼	183
<b>General Civil - Level 1</b>	2024	-	-	2	-	1	-	-	-	-	-	-	-	3	50%	3
	2023	1	-	1	-	-	-	-	-	-	-	-	-	2	▲	2
<b>General Civil - Level 2</b>	2024	5	2	3	5	7	-	-	-	-	-	-	-	22	-58%	22
	2023	18	8	8	9	10	6	3	6	5	1	4	4	53	▼	82
<b>General Civil - Level 3</b>	2024	1	2	4	-	1	-	-	-	-	-	-	-	8	-43%	8
	2023	2	1	7	4	-	1	-	3	2	4	5	2	14	▼	31
<b>Miscellaneous Civil</b>	2024	81	57	59	65	79	-	-	-	-	-	-	-	341	-20%	341
	2023	101	81	89	76	81	51	60	63	49	70	53	65	428	▼	839
<b>Misdemeanor</b>	2024	5	5	7	7	9	-	-	-	-	-	-	-	33	-20%	33
	2023	3	8	16	4	10	4	22	16	4	11	8	12	41	▼	118
<b>Other</b>	2024	-	-	-	1	3	-	-	-	-	-	-	-	4	-50%	4
	2023	2	1	-	5	-	2	2	-	1	1	1	1	8	▼	16
<b>Other Criminally Related Matters</b>	2024	1	1	1	5	3	-	-	-	-	-	-	-	11	-31%	11
	2023	2	3	2	3	6	3	6	4	-	4	1	2	16	▼	36
<b>Probates/Wills &amp; Trusts - Level 2</b>	2024	1	-	-	-	1	-	-	-	-	-	-	-	2	100%	2
	2023	-	-	-	1	-	-	-	-	-	-	-	1	1	▲	2
<b>Uncontested Divorce</b>	2024	4	1	5	6	2	-	-	-	-	-	-	-	18	38%	18
	2023	2	3	4	2	2	-	8	3	8	4	2	3	13	▲	41



Dashboard		Monthly Filings Summary		Jan --- May Filings					
<p><b>Court:</b> Greene Circuit  <b>Start/End Date:</b> Jan-23 / May-24  <b>2023 Average Month:</b> 127  <b>Jan-May 2023:</b> 643  <b>Filings Trending:</b> ▼</p>	<p><b>Circuit/Court ID:</b> 16 216079  <b>Type of Case:</b> Filings  <b>2024 Average Month:</b> 124  <b>Jan-May 2024 :</b> 621  <b>Overall AVG. Month:</b> 126</p>	<p>Jan 23 - May 24</p>		<table border="1" style="margin: auto;"> <tr> <td style="width: 50%; text-align: center;"><b>621</b></td> <td style="width: 50%; text-align: center;"><b>643</b></td> </tr> <tr> <td style="text-align: center;">2024</td> <td style="text-align: center;">2023</td> </tr> </table>		<b>621</b>	<b>643</b>	2024	2023
<b>621</b>	<b>643</b>								
2024	2023								

Filings by Division																
Divisions		Jan	Feb	Mar	Apr	May	Jun	Jul	Aug	Sep	Oct	Nov	Dec	Thru May	% Change	Total
<b>Total</b>	2024	75	157	134	128	127	-	-	-	-	-	-	-	621	-3%	621
	2023	112	136	149	139	107	110	106	158	116	132	92	162	643	▼	1,519
<b>Civil</b>	2024	9	5	14	8	11	-	-	-	-	-	-	-	47	-41%	47
	2023	7	8	13	28	23	10	10	11	20	8	10	6	79	▼	154
<b>Criminal</b>	2024	10	60	43	33	35	-	-	-	-	-	-	-	181	-6%	181
	2023	31	51	43	51	16	52	25	67	33	39	15	46	192	▼	469
<b>Concealed Handgun Permits</b>	2024	43	73	51	55	62	-	-	-	-	-	-	-	284	11%	284
	2023	54	56	65	40	42	26	50	55	44	54	46	31	257	▲	563
<b>Miscellaneous/ Other</b>	2024	13	19	26	30	19	-	-	-	-	-	-	-	107	-7%	107
	2023	20	21	28	20	26	22	21	25	19	30	21	79	115	▼	332
<b>Others</b>	2024	-	-	-	2	-	-	-	-	-	-	-	-	2	2	2
	2023	-	-	-	-	-	-	-	-	-	1	-	-	0	↔	1

Filings by Case Category																
Case Categories		Jan	Feb	Mar	Apr	May	Jun	Jul	Aug	Sep	Oct	Nov	Dec	Thru May	% Change	Total
<b>Administrative Law</b>	2024	-	-	-	-	-	-	-	-	-	-	-	-	0	-100%	0
	2023	1	-	-	1	-	1	-	-	-	-	-	1	2	2	▼
<b>Contested Divorce</b>	2024	1	2	3	1	-	-	-	-	-	-	-	-	7	-22%	7
	2023	-	-	6	1	2	-	3	-	3	1	1	3	9	▼	20
<b>Domestic and Family - Level 1</b>	2024	-	-	4	1	-	-	-	-	-	-	-	-	5	-79%	5
	2023	-	-	1	14	9	3	-	4	11	1	2	-	24	▼	45
<b>Domestic and Family - Level 2</b>	2024	-	-	-	1	1	-	-	-	-	-	-	-	2	-33%	2
	2023	1	-	1	-	1	1	-	2	-	-	2	-	3	▼	8
<b>Felonies and Related Matters</b>	2024	4	42	30	19	24	-	-	-	-	-	-	-	119	-15%	119
	2023	23	31	32	41	13	29	18	32	24	22	10	39	140	▼	314
<b>General Civil - Level 1</b>	2024	-	1	-	-	-	-	-	-	-	-	-	-	1	1	1
	2023	-	-	-	-	-	-	-	-	-	-	-	-	-	0	↔
<b>General Civil - Level 2</b>	2024	2	-	3	1	3	-	-	-	-	-	-	-	9	-25%	9
	2023	1	3	1	3	4	1	2	1	3	1	2	-	12	▼	22
<b>General Civil - Level 3</b>	2024	2	1	1	-	3	-	-	-	-	-	-	-	7	75%	7
	2023	-	-	1	2	1	1	-	-	2	1	-	1	4	▲	9
<b>Miscellaneous Civil</b>	2024	50	79	67	69	71	-	-	-	-	-	-	-	336	7%	336
	2023	65	67	81	45	55	38	59	63	53	65	52	39	313	▲	682
<b>Misdemeanor</b>	2024	6	15	6	12	11	-	-	-	-	-	-	-	50	28%	50
	2023	5	15	10	7	2	23	5	32	8	13	4	7	39	▲	131
<b>Other</b>	2024	6	13	9	18	10	-	-	-	-	-	-	-	56	-3%	56
	2023	9	10	11	15	13	10	9	17	8	19	14	70	58	▼	205
<b>Other Criminally Related Matters</b>	2024	-	3	7	2	-	-	-	-	-	-	-	-	12	-8%	12
	2023	3	5	1	3	1	-	2	3	1	4	1	-	13	▼	24
<b>Probates/Wills &amp; Trusts - Level 1</b>	2024	-	-	-	-	1	-	-	-	-	-	-	-	1	1	1
	2023	-	-	-	-	-	-	-	-	-	-	-	1	0	↔	1
<b>Probates/Wills &amp; Trusts - Level 2</b>	2024	-	-	-	-	-	-	-	-	-	-	-	-	0	-100%	0
	2023	1	1	-	-	1	-	1	-	-	-	-	-	3	▼	4
<b>Protective Orders</b>	2024	-	-	-	-	-	-	-	-	-	-	-	-	0	0	0
	2023	-	-	-	-	-	-	-	-	-	1	-	-	0	↔	1
<b>Uncontested Divorce</b>	2024	4	1	4	4	3	-	-	-	-	-	-	-	16	-30%	16
	2023	3	4	4	7	5	3	7	4	3	4	3	2	23	▼	49

This report reflects data in the case management system. Numbers will update accordingly as reports are refreshed and posted.

Dashboard		Monthly Filings Summary		Jan --- May Filings					
<p><b>Court:</b> Louisa Circuit  <b>Start/End Date:</b> Jan-23 / May-24  <b>2023 Average Month:</b> 223  <b>Jan-May 2023:</b> 1,217  <b>Filings Trending:</b> ▼</p>	<p><b>Circuit/Court ID:</b> 16 216109  <b>Type of Case:</b> Filings  <b>2024 Average Month:</b> 208  <b>Jan-May 2024 :</b> 1,038  <b>Overall AVG. Month:</b> 218</p>	<p style="text-align: center; font-weight: bold; color: white;">Jan 23 - May 24</p>		<table style="margin: auto;"> <tr> <td style="text-align: center; width: 50%;">1,038</td> <td style="text-align: center; width: 50%;">1,217</td> </tr> <tr> <td style="text-align: center;">2024</td> <td style="text-align: center;">2023</td> </tr> </table>		1,038	1,217	2024	2023
1,038	1,217								
2024	2023								

Filings by Division																
Divisions		Jan	Feb	Mar	Apr	May	Jun	Jul	Aug	Sep	Oct	Nov	Dec	Thru May	% Change	Total
<b>Total</b>	2024	237	181	245	196	179	-	-	-	-	-	-	-	1,038	-15%	1,038
	2023	238	215	335	160	269	175	186	215	215	260	210	198	1,217	▼	2,676
<b>Civil</b>	2024	21	18	26	33	25	-	-	-	-	-	-	-	123	6%	123
	2023	25	24	32	15	20	26	33	29	17	35	29	21	116	▲	306
<b>Criminal</b>	2024	83	55	95	65	73	-	-	-	-	-	-	-	371	-15%	371
	2023	54	54	155	39	135	56	65	70	83	93	67	47	437	▼	918
<b>Concealed Handgun Permits</b>	2024	81	84	110	80	65	-	-	-	-	-	-	-	420	-10%	420
	2023	108	104	99	76	80	66	60	77	80	87	78	88	467	▼	1,003
<b>Miscellaneous/ Other</b>	2024	52	24	13	18	16	-	-	-	-	-	-	-	123	-37%	123
	2023	51	33	48	30	34	27	28	39	35	45	36	42	196	▼	448
<b>Others</b>	2024	-	-	1	-	-	-	-	-	-	-	-	-	1	0%	1
	2023	-	-	1	-	-	-	-	-	-	-	-	-	1	↔	1

Filings by Case Category																
Case Categories		Jan	Feb	Mar	Apr	May	Jun	Jul	Aug	Sep	Oct	Nov	Dec	Thru May	% Change	Total
<b>Administrative Law</b>	2024	-	1	-	-	-	-	-	-	-	-	-	-	1	1	1
	2023	-	-	-	-	-	-	-	-	-	-	-	-	-	0	↔
<b>Capital Murder</b>	2024	1	-	-	-	-	-	-	-	-	-	-	-	1	1	1
	2023	-	-	-	-	-	-	1	-	-	1	-	-	0	↔	2
<b>Contested Divorce</b>	2024	3	4	1	4	1	-	-	-	-	-	-	-	13	-32%	13
	2023	4	6	4	3	2	3	7	7	3	4	4	-	19	▼	47
<b>Domestic and Family - Level 1</b>	2024	1	-	13	5	2	-	-	-	-	-	-	-	21	50%	21
	2023	1	-	10	2	1	-	2	-	1	12	3	6	14	▲	38
<b>Domestic and Family - Level 2</b>	2024	-	-	1	6	-	-	-	-	-	-	-	-	7	0%	7
	2023	2	2	3	-	-	3	2	1	3	2	5	-	7	↔	23
<b>Felonies and Related Matters</b>	2024	64	36	54	44	57	-	-	-	-	-	-	-	255	-17%	255
	2023	30	32	115	24	105	43	40	46	65	69	52	30	306	▼	651
<b>General Civil - Level 1</b>	2024	-	-	-	-	-	-	-	-	-	-	-	-	0	-100%	0
	2023	-	-	-	1	-	-	-	-	-	1	-	-	1	▼	2
<b>General Civil - Level 2</b>	2024	5	3	4	9	4	-	-	-	-	-	-	-	25	56%	25
	2023	3	4	-	2	7	11	11	10	1	7	9	5	16	▲	70
<b>General Civil - Level 3</b>	2024	3	3	5	1	1	-	-	-	-	-	-	-	13	8%	13
	2023	1	4	4	2	1	-	2	4	1	1	1	1	12	▲	22
<b>Miscellaneous Civil</b>	2024	98	107	121	96	81	-	-	-	-	-	-	-	503	-10%	503
	2023	124	122	123	92	99	72	71	104	98	107	97	104	560	▼	1,213
<b>Misdemeanor</b>	2024	17	16	40	21	16	-	-	-	-	-	-	-	110	-12%	110
	2023	23	19	39	16	28	12	20	23	16	21	13	13	125	▼	243
<b>Other</b>	2024	35	2	1	2	3	-	-	-	-	-	-	-	43	-60%	43
	2023	35	13	29	12	18	21	17	11	17	25	17	31	107	▼	246
<b>Other Criminally Related Matters</b>	2024	2	3	1	1	-	-	-	-	-	-	-	-	7	0%	7
	2023	1	3	1	-	2	1	4	2	2	2	3	4	7	↔	25
<b>Probates/Wills &amp; Trusts - Level 1</b>	2024	-	1	-	-	1	-	-	-	-	-	-	-	2	100%	2
	2023	-	-	1	-	-	-	1	-	-	-	-	-	1	▲	2
<b>Probates/Wills &amp; Trusts - Level 2</b>	2024	-	-	-	1	2	-	-	-	-	-	-	-	3	-63%	3
	2023	2	3	1	1	1	-	2	3	2	3	-	-	8	▼	18
<b>Uncontested Divorce</b>	2024	8	5	4	6	11	-	-	-	-	-	-	-	34	0%	34
	2023	12	7	5	5	5	9	6	4	6	5	6	4	34	↔	74

Dashboard		Monthly Filings Summary		Jan --- May Filings	
<p><b>Court:</b> Madison Circuit  <b>Start/End Date:</b> Jan-23 / May-24  <b>2023 Average Month:</b> 85  <b>Jan-May 2023:</b> 436  <b>Filings Trending:</b> ▼</p>	<p><b>Circuit/Court ID:</b> 16 216113  <b>Type of Case:</b> Filings  <b>2024 Average Month:</b>81  <b>Jan-May 2024 :</b> 403  <b>Overall AVG. Month:</b> 83</p>	<p>Jan 23 - May 24</p>		<p>2024: 403, 2023: 436</p>	

Filings by Division																
Divisions		Jan	Feb	Mar	Apr	May	Jun	Jul	Aug	Sep	Oct	Nov	Dec	Thru May	% Change	Total
<b>Total</b>	2024	66	76	99	83	79	-	-	-	-	-	-	-	403	-8%	403
	2023	88	106	109	64	69	74	61	73	90	67	80	134	436	▼	1,015
<b>Civil</b>	2024	7	4	6	11	12	-	-	-	-	-	-	-	40	11%	40
	2023	4	8	9	8	7	7	10	6	4	5	4	9	36	▲	81
<b>Criminal</b>	2024	8	20	24	15	22	-	-	-	-	-	-	-	89	-26%	89
	2023	24	38	35	12	11	27	5	17	34	19	24	23	120	▼	269
<b>Concealed Handgun Permits</b>	2024	31	34	40	39	31	-	-	-	-	-	-	-	175	-11%	175
	2023	45	38	48	32	34	23	16	26	30	31	41	38	197	▼	402
<b>Miscellaneous/ Other</b>	2024	20	18	29	18	14	-	-	-	-	-	-	-	99	19%	99
	2023	15	22	17	12	17	17	30	24	22	12	11	64	83	▲	263

Filings by Case Category																
Case Categories		Jan	Feb	Mar	Apr	May	Jun	Jul	Aug	Sep	Oct	Nov	Dec	Thru May	% Change	Total
<b>Administrative Law</b>	2024	-	-	-	1	1	-	-	-	-	-	-	-	2	100%	2
	2023	-	-	-	1	-	-	-	1	-	-	-	-	1	▲	2
<b>Contested Divorce</b>	2024	1	1	-	-	3	-	-	-	-	-	-	-	5	150%	5
	2023	-	-	-	2	-	2	1	-	-	-	-	-	2	▲	5
<b>Domestic and Family - Level 1</b>	2024	1	1	-	-	-	-	-	-	-	-	-	-	2	-50%	2
	2023	-	1	1	2	-	-	-	3	1	-	2	3	4	▼	13
<b>Domestic and Family - Level 2</b>	2024	-	-	1	1	1	-	-	-	-	-	-	-	3	50%	3
	2023	1	1	-	-	-	-	-	-	-	-	-	-	2	▲	2
<b>Felonies and Related Matters</b>	2024	6	11	15	9	13	-	-	-	-	-	-	-	54	-39%	54
	2023	17	27	30	6	8	16	3	9	12	11	13	12	88	▼	164
<b>General Civil - Level 1</b>	2024	-	-	-	1	-	-	-	-	-	-	-	-	1	0%	1
	2023	-	1	-	-	-	-	1	-	-	-	-	1	1	↔	3
<b>General Civil - Level 2</b>	2024	3	1	1	2	-	-	-	-	-	-	-	-	7	-53%	7
	2023	1	2	4	2	6	1	3	-	2	2	-	-	15	▼	23
<b>General Civil - Level 3</b>	2024	-	-	2	3	1	-	-	-	-	-	-	-	6	-14%	6
	2023	1	2	3	-	1	1	1	1	-	1	-	4	7	▼	15
<b>Miscellaneous Civil</b>	2024	35	38	50	47	34	-	-	-	-	-	-	-	204	-11%	204
	2023	47	46	52	42	43	29	30	34	37	38	42	43	230	▼	483
<b>Misdemeanor</b>	2024	2	9	6	6	12	-	-	-	-	-	-	-	35	13%	35
	2023	7	11	4	6	3	9	2	6	21	7	11	10	31	▲	97
<b>Other</b>	2024	17	14	18	10	11	-	-	-	-	-	-	-	70	52%	70
	2023	12	12	13	2	7	11	17	16	15	5	10	59	46	▲	179
<b>Other Criminally Related Matters</b>	2024	-	-	3	-	-	-	-	-	-	-	-	-	3	200%	3
	2023	-	-	1	-	-	2	-	2	1	1	-	1	1	▲	8
<b>Probates/Wills &amp; Trusts - Level 1</b>	2024	-	-	-	-	-	-	-	-	-	-	-	-	0	0	0
	2023	-	-	-	-	-	-	1	-	-	1	-	-	0	↔	2
<b>Probates/Wills &amp; Trusts - Level 2</b>	2024	1	-	2	1	1	-	-	-	-	-	-	-	5	150%	5
	2023	-	-	-	1	1	-	1	-	-	-	-	-	2	▲	3
<b>Uncontested Divorce</b>	2024	-	1	1	2	2	-	-	-	-	-	-	-	6	0%	6
	2023	2	3	1	-	-	3	1	1	1	1	1	2	6	↔	16

# CPSS-CCMS-10.01 CASELOAD STATISTICS OF THE CIRCUIT COURTS

Orange

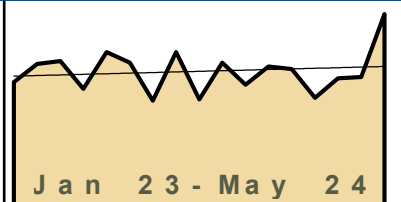
January 2023 -- May 2024 Filings

Alexandria and Fairfax Circuit are not Included in State Totals

Dashboard	Monthly Filings Summary	Jan --- May Filings				
<p><b>Court:</b> Orange Circuit  <b>Start/End Date:</b> Jan-23 / May-24  <b>2023 Average Month:</b> 176  <b>Jan-May 2023:</b> 925  <b>Filings Trending:</b> ▲</p> <p><b>Circuit/Court ID:</b> 16 216137  <b>Type of Case:</b> Filings  <b>2024 Average Month:</b> 193  <b>Jan-May 2024 :</b> 964  <b>Overall AVG. Month:</b> 181</p>	<p>Jan 23 - May 24</p>	<table border="1" style="margin: auto;"> <tr> <td style="text-align: center; width: 50px;">964</td> <td style="text-align: center; width: 50px;">925</td> </tr> <tr> <td style="text-align: center;">2024</td> <td style="text-align: center;">2023</td> </tr> </table>	964	925	2024	2023
964	925					
2024	2023					

Filings by Division																
Divisions		Jan	Feb	Mar	Apr	May	Jun	Jul	Aug	Sep	Oct	Nov	Dec	Thru May	% Change	Total
<b>Total</b>	2024	199	178	226	156	205	-	-	-	-	-	-	-	964	4%	964
	2023	218	164	221	170	152	167	201	187	166	176	189	98	925	▲	2,109
<b>Civil</b>	2024	24	17	21	22	23	-	-	-	-	-	-	-	107	14%	107
	2023	14	17	29	16	18	27	21	20	30	29	27	17	94	▲	265
<b>Criminal</b>	2024	77	50	102	39	94	-	-	-	-	-	-	-	362	35%	362
	2023	82	30	70	49	38	44	109	93	65	47	77	24	269	▲	728
<b>Concealed Handgun Permits</b>	2024	80	99	80	71	69	-	-	-	-	-	-	-	399	-14%	399
	2023	99	106	101	85	75	79	46	59	57	89	71	42	466	▼	909
<b>Miscellaneous/Other</b>	2024	18	12	23	24	19	-	-	-	-	-	-	-	96	1%	96
	2023	22	11	21	20	21	17	25	15	14	11	14	14	95	▲	205
<b>Others</b>	2024	-	-	-	-	-	-	-	-	-	-	-	-	0	-100%	0
	2023	1	-	-	-	-	-	-	-	-	-	-	1	1	▼	2

Filings by Case Category																
Case Categories		Jan	Feb	Mar	Apr	May	Jun	Jul	Aug	Sep	Oct	Nov	Dec	Thru May	% Change	Total
<b>Administrative Law</b>	2024	-	-	-	2	-	-	-	-	-	-	-	-	2	100%	2
	2023	-	-	-	-	1	-	-	-	-	-	-	1	1	▲	2
<b>Contested Divorce</b>	2024	4	2	3	1	3	-	-	-	-	-	-	-	13	8%	13
	2023	3	2	2	-	5	2	4	3	2	1	3	2	12	▲	29
<b>Domestic and Family - Level 1</b>	2024	3	4	3	3	4	-	-	-	-	-	-	-	17	6%	17
	2023	3	-	11	1	1	6	2	4	7	9	4	4	16	▲	52
<b>Domestic and Family - Level 2</b>	2024	-	-	-	2	2	-	-	-	-	-	-	-	4	-33%	4
	2023	-	2	-	2	2	-	3	-	1	1	2	1	6	▼	14
<b>Felonies and Related Matters</b>	2024	54	24	63	17	73	-	-	-	-	-	-	-	231	28%	231
	2023	62	13	46	33	26	32	68	58	49	31	52	15	180	▲	485
<b>General Civil - Level 1</b>	2024	-	-	-	-	-	-	-	-	-	-	-	-	0	0	0
	2023	-	-	-	-	-	1	-	1	-	1	-	-	0	↔	3
<b>General Civil - Level 2</b>	2024	3	5	8	9	5	-	-	-	-	-	-	-	30	3%	30
	2023	6	5	9	5	4	4	5	5	5	5	7	1	29	▲	61
<b>General Civil - Level 3</b>	2024	3	-	4	-	9	-	-	-	-	-	-	-	16	-11%	16
	2023	2	6	2	3	5	8	3	3	3	3	3	4	18	▼	45
<b>Miscellaneous Civil</b>	2024	97	110	101	95	84	-	-	-	-	-	-	-	487	-11%	487
	2023	118	113	121	103	91	92	68	73	71	98	85	54	546	▼	1,087
<b>Misdemeanor</b>	2024	21	25	37	20	19	-	-	-	-	-	-	-	122	44%	122
	2023	17	16	24	16	12	9	39	27	16	16	24	9	85	▲	225
<b>Other</b>	2024	1	-	3	1	1	-	-	-	-	-	-	-	6	200%	6
	2023	1	-	1	-	-	-	-	-	1	-	-	1	2	▲	4
<b>Other Criminally Related Matters</b>	2024	2	1	2	2	2	-	-	-	-	-	-	-	9	125%	9
	2023	3	1	-	-	-	3	2	8	1	-	1	-	4	▲	19
<b>Probates/Wills &amp; Trusts - Level 1</b>	2024	-	-	-	-	-	-	-	-	-	-	-	-	0	0	0
	2023	-	-	-	-	-	-	-	-	-	1	-	-	0	↔	1
<b>Probates/Wills &amp; Trusts - Level 2</b>	2024	-	-	-	-	-	-	-	-	-	-	-	-	0	-100%	0
	2023	-	2	2	2	1	1	2	-	3	-	2	1	7	▼	16
<b>Uncontested Divorce</b>	2024	11	7	2	4	3	-	-	-	-	-	-	-	27	42%	27
	2023	3	4	3	5	4	9	5	5	7	10	5	6	19	▲	66

Dashboard		Monthly Filings Summary		Jan --- May Filings					
<p><b>Court:</b> Charlottesville Circuit  <b>Start/End Date:</b> Jan-23 / May-24  <b>2023 Average Month:</b> 101  <b>Jan-May 2023:</b> 518  <b>Filings Trending:</b> ↔</p>	<p><b>Circuit/Court ID:</b> 16 216540  <b>Type of Case:</b> Filings  <b>2024 Average Month:</b> 105  <b>Jan-May 2024 :</b> 527  <b>Overall AVG. Month:</b> 102</p>	 <p style="text-align: center; font-weight: bold; color: #0056b3;">Jan 23 - May 24</p>		<table border="1" style="margin: auto; border-collapse: collapse;"> <tr> <td style="width: 50%; text-align: center; font-weight: bold; font-size: 1.2em;">527</td> <td style="width: 50%; text-align: center; font-weight: bold; font-size: 1.2em;">518</td> </tr> <tr> <td style="text-align: center; font-weight: bold;">2024</td> <td style="text-align: center; font-weight: bold;">2023</td> </tr> </table>		527	518	2024	2023
527	518								
2024	2023								

Filings by Division																	
Divisions		Jan	Feb	Mar	Apr	May	Jun	Jul	Aug	Sep	Oct	Nov	Dec	Thru May	% Change	Total	
Total	2024	104	82	97	98	146	-	-	-	-	-	-	-	527	2%	527	
	2023	94	108	110	89	117	109	80	117	81	109	92	106	518	▲	1,212	
Civil	2024	24	18	27	25	24	-	-	-	-	-	-	-	118	-1%	118	
	2023	17	26	25	23	28	18	20	16	15	25	13	14	119	▼	240	
Criminal	2024	39	32	42	42	29	-	-	-	-	-	-	-	184	-11%	184	
	2023	37	48	40	30	51	50	32	53	39	50	30	35	206	▼	495	
Concealed Handgun Permits	2024	13	17	11	14	21	-	-	-	-	-	-	-	76	-4%	76	
	2023	19	15	19	15	11	6	9	16	13	15	14	19	79	▼	171	
Miscellaneous/ Other	2024	28	15	17	17	72	-	-	-	-	-	-	-	149	31%	149	
	2023	21	19	26	21	27	35	19	32	14	19	35	38	114	▲	306	

Filings by Case Category																	
Case Categories		Jan	Feb	Mar	Apr	May	Jun	Jul	Aug	Sep	Oct	Nov	Dec	Thru May	% Change	Total	
Administrative Law	2024	-	1	-	-	-	-	-	-	-	-	-	-	1	-50%	1	
	2023	-	1	1	-	-	-	-	-	-	-	1	-	2	▼	3	
Contested Divorce	2024	1	2	1	1	3	-	-	-	-	-	-	-	8	-33%	8	
	2023	3	4	1	2	2	2	4	4	1	4	2	1	12	▼	30	
Domestic and Family - Level 1	2024	1	-	3	4	1	-	-	-	-	-	-	-	9	50%	9	
	2023	2	-	1	2	1	-	2	-	-	5	-	1	6	▲	14	
Domestic and Family - Level 2	2024	1	3	5	2	2	-	-	-	-	-	-	-	13	44%	13	
	2023	-	-	3	6	-	1	1	1	2	3	-	-	9	▲	17	
Felonies and Related Matters	2024	27	22	25	29	22	-	-	-	-	-	-	-	125	-20%	125	
	2023	29	36	30	21	40	44	25	35	34	38	21	29	156	▼	382	
General Civil - Level 1	2024	3	2	-	-	2	-	-	-	-	-	-	-	7	17%	7	
	2023	1	2	-	1	2	1	1	2	-	-	-	2	6	▲	12	
General Civil - Level 2	2024	10	6	5	11	8	-	-	-	-	-	-	-	40	25%	40	
	2023	7	8	7	3	7	8	5	8	5	3	5	2	32	▲	68	
General Civil - Level 3	2024	3	2	2	3	1	-	-	-	-	-	-	-	11	-42%	11	
	2023	2	7	6	1	3	4	2	1	1	3	3	5	19	▼	38	
Miscellaneous Civil	2024	38	29	28	30	91	-	-	-	-	-	-	-	216	16%	216	
	2023	38	31	44	36	38	35	28	45	27	34	48	50	187	▲	454	
Misdemeanor	2024	8	6	16	13	5	-	-	-	-	-	-	-	48	30%	48	
	2023	7	12	6	5	7	5	5	7	4	8	7	6	37	▲	79	
Other	2024	-	-	2	-	3	-	-	-	-	-	-	-	5	5	5	
	2023	-	-	-	-	-	1	-	1	-	-	1	-	0	↔	3	
Other Criminally Related Matters	2024	4	4	1	-	2	-	-	-	-	-	-	-	11	-27%	11	
	2023	1	2	4	4	4	1	2	11	1	4	2	2	15	▼	38	
Probates/Wills & Trusts - Level 1	2024	-	-	-	-	-	-	-	-	-	-	-	-	0	-100%	0	
	2023	-	-	-	-	1	-	-	-	-	-	-	-	1	▼	1	
Probates/Wills & Trusts - Level 2	2024	2	-	2	2	-	-	-	-	-	-	-	-	6	200%	6	
	2023	-	-	1	1	-	1	1	2	-	2	-	3	2	▲	11	
Protective Orders	2024	-	-	-	-	-	-	-	-	-	-	-	-	0	-100%	0	
	2023	-	-	-	-	2	-	-	-	-	-	-	-	2	▼	2	
Uncontested Divorce	2024	6	5	7	3	6	-	-	-	-	-	-	-	27	-16%	27	
	2023	4	5	6	7	10	6	4	-	6	4	3	5	32	▼	60	

Dashboard	Monthly Filings Summary	Jan --- May Filings				
<p><b>Court:</b> Arlington Circuit  <b>Start/End Date:</b> Jan-23 / May-24  <b>2023 Average Month:</b> 808  <b>Jan-May 2023:</b> 4,349  <b>Filings Trending:</b> ↔</p>	<p><b>Circuit/Court ID:</b> 17 217013  <b>Type of Case:</b> Filings  <b>2024 Average Month:</b> 872  <b>Jan-May 2024 :</b> 4,360  <b>Overall AVG. Month:</b> 827</p>	<div style="text-align: center;"> <p>Jan 23 - May 24</p> </div> <div style="text-align: center; margin-top: 10px;"> <table border="1" style="margin: auto;"> <tr> <td style="width: 50px; text-align: center;"><b>4,360</b></td> <td style="width: 50px; text-align: center;"><b>4,349</b></td> </tr> <tr> <td style="text-align: center;">2024</td> <td style="text-align: center;">2023</td> </tr> </table> </div>	<b>4,360</b>	<b>4,349</b>	2024	2023
<b>4,360</b>	<b>4,349</b>					
2024	2023					

Filings by Division																
Divisions		Jan	Feb	Mar	Apr	May	Jun	Jul	Aug	Sep	Oct	Nov	Dec	Thru May	% Change	Total
<b>Total</b>	2024	947	897	832	814	870	-	-	-	-	-	-	-	4,360	0%	4,360
	2023	792	824	920	768	1,045	769	743	785	791	837	726	701	4,349	▲	9,701
<b>Civil</b>	2024	153	144	181	168	174	-	-	-	-	-	-	-	820	-29%	820
	2023	153	197	214	180	403	194	194	218	195	196	154	132	1,147	▼	2,430
<b>Criminal</b>	2024	197	203	227	214	271	-	-	-	-	-	-	-	1,112	0%	1,112
	2023	241	231	224	171	242	181	201	165	203	231	223	216	1,109	▲	2,529
<b>Concealed Handgun Permits</b>	2024	79	98	92	73	79	-	-	-	-	-	-	-	421	-14%	421
	2023	99	95	116	83	95	73	78	93	59	86	79	88	488	▼	1,044
<b>Miscellaneous/Other</b>	2024	516	448	331	358	345	-	-	-	-	-	-	-	1,998	25%	1,998
	2023	296	300	365	333	302	319	269	307	333	322	269	263	1,596	▲	3,678
<b>Others</b>	2024	2	4	1	1	1	-	-	-	-	-	-	-	9	0%	9
	2023	3	1	1	1	3	2	1	2	1	2	1	2	9	↔	20

Filings by Case Category																
Case Categories		Jan	Feb	Mar	Apr	May	Jun	Jul	Aug	Sep	Oct	Nov	Dec	Thru May	% Change	Total
<b>Administrative Law</b>	2024	2	3	3	1	-	-	-	-	-	-	-	-	9	13%	9
	2023	2	2	1	2	1	2	4	-	1	4	-	2	8	▲	21
<b>Capital Murder</b>	2024	1	-	-	-	-	-	-	-	-	-	-	-	1	1	1
	2023	-	-	-	-	-	-	-	-	-	-	-	-	0	↔	0
<b>Contested Divorce</b>	2024	15	25	31	15	11	-	-	-	-	-	-	-	97	5%	97
	2023	19	21	16	14	22	15	21	19	24	16	9	10	92	▲	206
<b>Domestic and Family - Level 1</b>	2024	8	10	4	4	10	-	-	-	-	-	-	-	36	-36%	36
	2023	16	7	5	20	8	7	13	17	3	11	4	6	56	▼	117
<b>Domestic and Family - Level 2</b>	2024	2	10	9	6	6	-	-	-	-	-	-	-	33	57%	33
	2023	8	1	3	3	6	4	5	11	6	3	5	5	21	▲	60
<b>Felonies and Related Matters</b>	2024	118	111	115	84	155	-	-	-	-	-	-	-	583	-4%	583
	2023	127	149	127	77	125	102	148	93	130	120	120	109	605	▼	1,427
<b>General Civil - Level 1</b>	2024	2	1	3	1	-	-	-	-	-	-	-	-	7	-72%	7
	2023	11	3	4	2	5	2	3	5	2	4	4	-	25	▼	45
<b>General Civil - Level 2</b>	2024	72	55	79	76	101	-	-	-	-	-	-	-	383	-44%	383
	2023	52	119	129	88	301	108	97	109	107	106	94	61	689	▼	1,371
<b>General Civil - Level 3</b>	2024	14	12	7	12	10	-	-	-	-	-	-	-	55	41%	55
	2023	5	7	6	16	5	11	7	14	8	15	8	16	39	▲	118
<b>Miscellaneous Civil</b>	2024	207	208	231	242	197	-	-	-	-	-	-	-	1,085	-9%	1,085
	2023	241	232	274	223	218	249	198	244	252	254	210	175	1,188	▼	2,770
<b>Misdemeanor</b>	2024	38	30	26	34	44	-	-	-	-	-	-	-	172	27%	172
	2023	28	28	36	18	25	19	27	27	25	37	24	27	135	▲	321
<b>Other</b>	2024	384	339	197	192	224	-	-	-	-	-	-	-	1,336	47%	1,336
	2023	156	161	209	197	187	147	150	161	138	155	138	178	910	▲	1,977
<b>Other Criminally Related Matters</b>	2024	40	65	88	98	77	-	-	-	-	-	-	-	368	-4%	368
	2023	86	58	67	78	93	61	27	47	49	77	79	81	382	▼	803
<b>Probates/Wills &amp; Trusts - Level 1</b>	2024	2	4	1	3	2	-	-	-	-	-	-	-	12	100%	12
	2023	1	3	1	1	-	2	6	5	3	-	-	-	6	▲	22
<b>Probates/Wills &amp; Trusts - Level 2</b>	2024	8	7	11	16	9	-	-	-	-	-	-	-	51	-9%	51
	2023	11	12	15	7	11	13	11	9	14	9	8	6	56	▼	126
<b>Uncontested Divorce</b>	2024	34	17	27	30	24	-	-	-	-	-	-	-	132	-4%	132
	2023	29	21	27	22	38	27	26	24	29	26	23	25	137	▼	317

This report reflects data in the case management system. Numbers will update accordingly as reports are refreshed and posted.



Dashboard	Monthly Filings Summary	Jan --- May Filings				
<p><b>Court:</b> Fauquier Circuit  <b>Start/End Date:</b> Jan-23 / May-24  <b>2023 Average Month:</b> 316  <b>Jan-May 2023:</b> 1,685  <b>Filings Trending:</b> ▼</p> <p><b>Circuit/Court ID:</b> 20 220061  <b>Type of Case:</b> Filings  <b>2024 Average Month:</b> 301  <b>Jan-May 2024 :</b> 1,503  <b>Overall AVG. Month:</b> 311</p>	<p>Jan 23 - May 24</p>	<table border="1" style="margin: auto;"> <tr> <td style="text-align: center;">1,503</td> <td style="text-align: center;">1,685</td> </tr> <tr> <td style="text-align: center;">2024</td> <td style="text-align: center;">2023</td> </tr> </table>	1,503	1,685	2024	2023
1,503	1,685					
2024	2023					

Filings by Division																
Divisions		Jan	Feb	Mar	Apr	May	Jun	Jul	Aug	Sep	Oct	Nov	Dec	Thru May	% Change	Total
<b>Total</b>	2024	363	290	312	300	238	-	-	-	-	-	-	-	1,503	-11%	1,503
	2023	315	322	493	250	305	285	226	288	285	263	317	437	1,685	▼	3,786
<b>Civil</b>	2024	69	51	45	55	46	-	-	-	-	-	-	-	266	26%	266
	2023	35	50	37	39	50	40	42	37	35	32	40	34	211	▲	471
<b>Criminal</b>	2024	95	52	116	76	59	-	-	-	-	-	-	-	398	-12%	398
	2023	43	59	224	54	74	74	53	75	98	69	97	46	454	▼	966
<b>Concealed Handgun Permits</b>	2024	134	139	120	124	99	-	-	-	-	-	-	-	616	-19%	616
	2023	173	167	170	120	129	111	95	107	101	118	133	115	759	▼	1,539
<b>Miscellaneous/Other</b>	2024	65	48	31	45	34	-	-	-	-	-	-	-	223	-14%	223
	2023	63	46	62	37	51	60	35	69	51	44	46	242	259	▼	806
<b>Others</b>	2024	-	-	-	-	-	-	-	-	-	-	-	-	0	-100%	0
	2023	1	-	-	-	1	-	1	-	-	-	-	-	2	▼	4

Filings by Case Category																
Case Categories		Jan	Feb	Mar	Apr	May	Jun	Jul	Aug	Sep	Oct	Nov	Dec	Thru May	% Change	Total
<b>Administrative Law</b>	2024	-	-	-	-	-	-	-	-	-	-	-	-	0	0	0
	2023	-	-	-	-	-	-	-	-	1	-	-	-	0	↔	1
<b>Contested Divorce</b>	2024	2	1	4	3	3	-	-	-	-	-	-	-	13	-13%	13
	2023	1	4	3	2	5	2	5	7	2	2	5	5	15	▼	43
<b>Domestic and Family - Level 1</b>	2024	26	12	4	15	1	-	-	-	-	-	-	-	58	87%	58
	2023	6	8	2	8	7	10	1	-	1	3	2	8	31	▲	56
<b>Domestic and Family - Level 2</b>	2024	4	-	-	1	6	-	-	-	-	-	-	-	11	10%	11
	2023	1	2	3	3	1	4	3	4	4	-	1	3	10	▲	29
<b>Felonies and Related Matters</b>	2024	46	37	73	61	27	-	-	-	-	-	-	-	244	-4%	244
	2023	28	33	117	25	51	54	23	46	55	41	77	33	254	▼	583
<b>General Civil - Level 1</b>	2024	-	1	-	-	-	-	-	-	-	-	-	-	1	-50%	1
	2023	-	1	1	-	-	-	-	2	-	-	-	-	2	▼	4
<b>General Civil - Level 2</b>	2024	15	13	19	20	16	-	-	-	-	-	-	-	83	24%	83
	2023	10	16	14	12	15	4	16	7	12	15	10	10	67	▲	141
<b>General Civil - Level 3</b>	2024	5	2	9	4	4	-	-	-	-	-	-	-	24	14%	24
	2023	1	8	5	2	5	9	3	10	5	3	8	2	21	▲	61
<b>Miscellaneous Civil</b>	2024	159	164	137	147	121	-	-	-	-	-	-	-	728	-19%	728
	2023	199	190	204	141	162	142	114	144	121	142	156	143	896	▼	1,858
<b>Misdemeanor</b>	2024	46	12	35	10	21	-	-	-	-	-	-	-	124	-15%	124
	2023	10	14	96	16	10	14	20	23	28	21	15	5	146	▼	272
<b>Other</b>	2024	38	22	9	19	10	-	-	-	-	-	-	-	98	-16%	98
	2023	38	23	23	14	18	24	12	27	32	19	21	212	116	▼	463
<b>Other Criminally Related Matters</b>	2024	3	3	8	5	11	-	-	-	-	-	-	-	30	-44%	30
	2023	5	12	11	13	13	6	10	7	15	8	6	8	54	▼	114
<b>Probates/Wills &amp; Trusts - Level 1</b>	2024	1	1	-	-	1	-	-	-	-	-	-	-	3	50%	3
	2023	1	-	-	-	1	1	-	-	1	-	-	-	2	▲	4
<b>Probates/Wills &amp; Trusts - Level 2</b>	2024	2	1	2	3	3	-	-	-	-	-	-	-	11	-21%	11
	2023	6	-	3	1	4	5	3	1	3	1	6	1	14	▼	34
<b>Protective Orders</b>	2024	-	1	-	-	2	-	-	-	-	-	-	-	3	-57%	3
	2023	1	2	-	1	3	-	2	1	1	1	1	1	7	▼	14
<b>Uncontested Divorce</b>	2024	16	20	12	12	12	-	-	-	-	-	-	-	72	44%	72
	2023	8	9	11	12	10	10	14	9	4	7	9	6	50	▲	109

This report reflects data in the case management system. Numbers will update accordingly as reports are refreshed and posted.

Dashboard		Monthly Filings Summary		Jan --- May Filings	
<b>Court:</b> Loudoun Circuit	<b>Circuit/Court ID:</b> 20 220107			<b>5,200</b>	<b>5,178</b>
<b>Start/End Date:</b> Jan-23 / May-24	<b>Type of Case:</b> Filings				
<b>2023 Average Month:</b> 1,029	<b>2024 Average Month:</b> 1,040				
<b>Jan-May 2023:</b> 5,178	<b>Jan-May 2024 :</b> 5,200				
<b>Filings Trending:</b> ↔	<b>Overall AVG. Month:</b> 1,032				

Filings by Division																
Divisions		Jan	Feb	Mar	Apr	May	Jun	Jul	Aug	Sep	Oct	Nov	Dec	Thru May	% Change	Total
<b>Total</b>	2024	1,041	1,116	1,011	1,096	936	-	-	-	-	-	-	-	5,200	0%	5,200
	2023	1,192	922	1,175	955	934	942	832	922	917	1,016	957	1,578	5,178	▲	12,342
<b>Civil</b>	2024	159	222	178	183	189	-	-	-	-	-	-	-	931	15%	931
	2023	136	151	182	149	191	184	151	155	154	164	145	153	809	▲	1,915
<b>Criminal</b>	2024	149	176	112	183	170	-	-	-	-	-	-	-	790	29%	790
	2023	117	111	122	172	91	127	94	150	134	214	171	164	613	▲	1,667
<b>Concealed Handgun Permits</b>	2024	284	315	304	292	257	-	-	-	-	-	-	-	1,452	-15%	1,452
	2023	403	347	393	295	276	267	253	228	244	289	288	269	1,714	▼	3,552
<b>Miscellaneous/ Other</b>	2024	447	398	412	435	318	-	-	-	-	-	-	-	2,010	-1%	2,010
	2023	534	307	474	337	370	364	323	386	385	347	353	986	2,022	▼	5,166
<b>Others</b>	2024	2	5	5	3	2	-	-	-	-	-	-	-	17	-15%	17
	2023	2	6	4	2	6	-	11	3	-	-	-	6	20	▼	42

Filings by Case Category																
Case Categories		Jan	Feb	Mar	Apr	May	Jun	Jul	Aug	Sep	Oct	Nov	Dec	Thru May	% Change	Total
<b>Administrative Law</b>	2024	1	1	2	1	3	-	-	-	-	-	-	-	8	-27%	8
	2023	1	3	2	2	3	-	-	-	2	3	-	-	11	▼	16
<b>Contested Divorce</b>	2024	20	25	23	24	26	-	-	-	-	-	-	-	118	-8%	118
	2023	29	20	34	26	19	30	17	14	25	25	18	20	128	▼	277
<b>Domestic and Family - Level 1</b>	2024	19	55	11	19	22	-	-	-	-	-	-	-	126	59%	126
	2023	5	12	21	19	22	21	7	11	10	7	16	14	79	▲	165
<b>Domestic and Family - Level 2</b>	2024	9	12	11	15	7	-	-	-	-	-	-	-	54	-17%	54
	2023	19	12	14	4	16	5	6	7	6	4	8	9	65	▼	110
<b>Felonies and Related Matters</b>	2024	62	85	55	111	93	-	-	-	-	-	-	-	406	49%	406
	2023	50	48	42	78	54	41	46	81	85	110	119	73	272	▲	827
<b>General Civil - Level 1</b>	2024	1	4	2	5	2	-	-	-	-	-	-	-	14	17%	14
	2023	2	3	2	3	2	4	3	2	2	3	3	4	12	▲	33
<b>General Civil - Level 2</b>	2024	58	56	63	56	61	-	-	-	-	-	-	-	294	51%	294
	2023	30	40	35	36	54	56	44	54	53	46	37	43	195	▲	528
<b>General Civil - Level 3</b>	2024	17	17	13	14	20	-	-	-	-	-	-	-	81	-6%	81
	2023	14	9	17	23	23	24	16	18	14	8	14	14	86	▼	194
<b>Miscellaneous Civil</b>	2024	449	487	533	509	466	-	-	-	-	-	-	-	2,444	-6%	2,444
	2023	639	504	591	439	425	425	414	454	424	454	437	408	2,598	▼	5,614
<b>Misdemeanor</b>	2024	50	25	18	45	28	-	-	-	-	-	-	-	166	69%	166
	2023	21	27	22	12	16	22	30	20	27	36	12	33	98	▲	278
<b>Other</b>	2024	265	214	171	195	79	-	-	-	-	-	-	-	924	-10%	924
	2023	275	142	253	161	197	180	160	139	177	166	182	824	1,028	▼	2,856
<b>Other Criminally Related Matters</b>	2024	37	66	39	27	50	-	-	-	-	-	-	-	219	-11%	219
	2023	46	36	60	82	22	66	18	51	22	68	43	59	246	▼	573
<b>Probates/Wills &amp; Trusts - Level 1</b>	2024	-	1	1	-	-	-	-	-	-	-	-	-	2	0%	2
	2023	-	-	2	-	-	-	2	2	-	-	-	-	2	↔	6
<b>Probates/Wills &amp; Trusts - Level 2</b>	2024	4	7	11	10	14	-	-	-	-	-	-	-	46	-10%	46
	2023	9	9	7	8	18	15	12	11	4	19	14	4	51	▼	130
<b>Uncontested Divorce</b>	2024	49	61	58	65	65	-	-	-	-	-	-	-	298	-3%	298
	2023	52	57	73	62	63	53	57	58	66	67	54	73	307	▼	735

This report reflects data in the case management system. Numbers will update accordingly as reports are refreshed and posted.

Dashboard		Monthly Filings Summary		Jan --- May Filings	
<p><b>Court:</b> Rappahannock Circuit  <b>Start/End Date:</b> Jan-23 / May-24  <b>2023 Average Month:</b> 42  <b>Jan-May 2023:</b> 236  <b>Filings Trending:</b> ▼</p>	<p><b>Circuit/Court ID:</b> 20 220157  <b>Type of Case:</b> Filings  <b>2024 Average Month:</b>34  <b>Jan-May 2024 :</b> 172  <b>Overall AVG. Month:</b> 40</p>	<p style="text-align: center; font-weight: bold; color: #0056b3;">Jan 23 - May 24</p>		<p style="text-align: center; font-weight: bold;">172      236</p> <p style="text-align: center;">2024      2023</p>	

Filings by Division																
Divisions		Jan	Feb	Mar	Apr	May	Jun	Jul	Aug	Sep	Oct	Nov	Dec	Thru May	% Change	<b>Total</b>
<b>Total</b>	2024	31	39	43	27	32	-	-	-	-	-	-	-	172	-27%	172
	2023	60	37	49	42	48	39	28	46	56	38	30	34	236	▼	507
<b>Civil</b>	2024	5	3	2	6	3	-	-	-	-	-	-	-	19	-42%	19
	2023	13	7	3	4	6	3	6	5	2	2	-	2	33	▼	53
<b>Criminal</b>	2024	11	13	22	7	16	-	-	-	-	-	-	-	69	-3%	69
	2023	12	1	20	22	16	12	4	19	34	23	6	10	71	▼	179
<b>Concealed Handgun Permits</b>	2024	8	15	17	12	9	-	-	-	-	-	-	-	61	-32%	61
	2023	27	19	20	12	12	10	8	13	14	8	17	7	90	▼	167
<b>Miscellaneous/Other</b>	2024	7	8	2	2	4	-	-	-	-	-	-	-	23	-45%	23
	2023	8	10	6	4	14	14	10	8	6	5	7	15	42	▼	107
<b>Others</b>	2024	-	-	-	-	-	-	-	-	-	-	-	-	0	0	0
	2023	-	-	-	-	-	-	-	1	-	-	-	-	0	↔	1

Filings by Case Category																
Case Categories		Jan	Feb	Mar	Apr	May	Jun	Jul	Aug	Sep	Oct	Nov	Dec	Thru May	% Change	<b>Total</b>
<b>Capital Murder</b>	2024	-	-	-	-	-	-	-	-	-	-	-	-	0	-100%	0
	2023	-	-	-	1	-	-	-	-	-	-	-	-	1	▼	1
<b>Contested Divorce</b>	2024	-	-	1	-	-	-	-	-	-	-	-	-	1	-67%	1
	2023	1	1	-	-	1	-	1	1	-	-	-	-	3	▼	5
<b>Domestic and Family - Level 1</b>	2024	1	-	-	2	1	-	-	-	-	-	-	-	4	-50%	4
	2023	4	1	-	3	-	2	1	-	1	-	-	-	8	▼	12
<b>Domestic and Family - Level 2</b>	2024	-	-	-	-	-	-	-	-	-	-	-	-	0	0	0
	2023	-	-	-	-	-	-	-	-	-	1	-	-	0	↔	1
<b>Felonies and Related Matters</b>	2024	10	8	14	2	10	-	-	-	-	-	-	-	44	0%	44
	2023	8	1	15	14	6	10	-	16	24	15	4	4	44	↔	117
<b>General Civil - Level 2</b>	2024	1	2	-	3	-	-	-	-	-	-	-	-	6	-45%	6
	2023	-	5	2	1	3	2	2	2	-	1	-	2	11	▼	20
<b>General Civil - Level 3</b>	2024	1	1	2	1	3	-	-	-	-	-	-	-	8	-33%	8
	2023	8	1	1	-	2	-	1	1	-	-	1	-	12	▼	15
<b>Miscellaneous Civil</b>	2024	15	18	18	14	10	-	-	-	-	-	-	-	75	-27%	75
	2023	29	23	21	15	15	15	10	16	16	8	22	10	103	▼	200
<b>Misdemeanor</b>	2024	1	2	8	2	6	-	-	-	-	-	-	-	19	-24%	19
	2023	3	-	5	7	10	2	1	1	8	6	1	4	25	▼	48
<b>Other</b>	2024	-	3	-	-	-	-	-	-	-	-	-	-	3	-88%	3
	2023	6	5	4	1	10	7	7	6	3	5	1	12	26	▼	67
<b>Other Criminally Related Matters</b>	2024	-	3	-	3	-	-	-	-	-	-	-	-	6	500%	6
	2023	1	-	-	-	-	-	3	2	2	2	1	2	1	▲	13
<b>Probates/Wills &amp; Trusts - Level 2</b>	2024	-	-	-	-	1	-	-	-	-	-	-	-	1	0%	1
	2023	-	-	-	-	1	1	2	-	-	-	-	-	1	↔	4
<b>Uncontested Divorce</b>	2024	2	2	-	-	1	-	-	-	-	-	-	-	5	400%	5
	2023	-	-	1	-	-	-	-	1	2	-	-	-	1	▲	4

Dashboard		Monthly Filings Summary		Jan --- May Filings	
<p><b>Court:</b> Henry Circuit  <b>Start/End Date:</b> Jan-23 / May-24  <b>2023 Average Month:</b> 420  <b>Jan-May 2023:</b> 2,344  <b>Filings Trending:</b> ▼</p>	<p><b>Circuit/Court ID:</b> 21 221089  <b>Type of Case:</b> Filings  <b>2024 Average Month:</b> 398  <b>Jan-May 2024 :</b> 1,991  <b>Overall AVG. Month:</b> 413</p>	<p style="text-align: center; font-weight: bold; font-size: 1.2em;">Jan 23 - May 24</p>		<div style="display: flex; justify-content: space-around; align-items: center;"> <div style="text-align: center;"> <p style="font-weight: bold; font-size: 1.2em;">1,991</p> <p style="font-size: 0.8em;">2024</p> </div> <div style="text-align: center;"> <p style="font-weight: bold; font-size: 1.2em;">2,344</p> <p style="font-size: 0.8em;">2023</p> </div> </div>	

Filings by Division																
Divisions		Jan	Feb	Mar	Apr	May	Jun	Jul	Aug	Sep	Oct	Nov	Dec	Thru May	% Change	Total
<b>Total</b>	2024	334	443	418	344	452	-	-	-	-	-	-	-	1,991	-15%	1,991
	2023	532	393	515	387	517	345	460	373	426	334	394	361	2,344	▼	5,037
<b>Civil</b>	2024	18	36	38	34	31	-	-	-	-	-	-	-	157	-2%	157
	2023	26	32	35	31	36	29	32	39	31	29	17	24	160	▼	361
<b>Criminal</b>	2024	142	235	218	144	254	-	-	-	-	-	-	-	993	-18%	993
	2023	285	160	273	179	308	158	269	156	235	143	233	190	1,205	▼	2,589
<b>Concealed Handgun Permits</b>	2024	101	91	94	91	91	-	-	-	-	-	-	-	468	-24%	468
	2023	157	115	141	107	98	82	88	94	87	83	71	76	618	▼	1,199
<b>Miscellaneous/ Other</b>	2024	73	81	66	73	76	-	-	-	-	-	-	-	369	3%	369
	2023	64	86	66	69	75	76	71	84	73	79	73	71	360	▲	887
<b>Others</b>	2024	-	-	2	2	-	-	-	-	-	-	-	-	4	300%	4
	2023	-	-	-	1	-	-	-	-	-	-	-	-	1	▲	1

Filings by Case Category																
Case Categories		Jan	Feb	Mar	Apr	May	Jun	Jul	Aug	Sep	Oct	Nov	Dec	Thru May	% Change	Total
<b>Administrative Law</b>	2024	-	-	-	-	-	-	-	-	-	-	-	-	0	0	0
	2023	-	-	-	-	-	-	1	-	1	-	-	-	0	↔	2
<b>Capital Murder</b>	2024	-	-	2	-	-	-	-	-	-	-	-	-	2	2	2
	2023	-	-	-	-	-	-	1	-	-	-	1	-	0	↔	2
<b>Contested Divorce</b>	2024	3	7	6	3	6	-	-	-	-	-	-	-	25	32%	25
	2023	6	3	7	1	2	6	4	4	8	3	2	3	19	▲	49
<b>Domestic and Family - Level 1</b>	2024	1	1	7	2	8	-	-	-	-	-	-	-	19	0%	19
	2023	6	1	4	1	7	7	2	8	4	3	1	-	19	↔	44
<b>Domestic and Family - Level 2</b>	2024	1	2	1	1	2	-	-	-	-	-	-	-	7	-22%	7
	2023	-	2	1	2	4	-	-	3	2	2	2	-	9	▼	18
<b>Felonies and Related Matters</b>	2024	109	175	144	87	197	-	-	-	-	-	-	-	712	-7%	712
	2023	182	116	182	96	192	109	228	108	181	84	166	132	768	▼	1,776
<b>General Civil - Level 1</b>	2024	-	-	-	-	-	-	-	-	-	-	-	-	0	0	0
	2023	-	-	-	-	-	-	1	-	-	-	-	-	0	↔	1
<b>General Civil - Level 2</b>	2024	1	6	3	5	4	-	-	-	-	-	-	-	19	-5%	19
	2023	3	4	7	4	2	3	5	4	2	3	1	4	20	▼	42
<b>General Civil - Level 3</b>	2024	5	8	4	6	3	-	-	-	-	-	-	-	26	-4%	26
	2023	6	8	2	6	5	5	4	8	4	7	7	10	27	▼	72
<b>Miscellaneous Civil</b>	2024	128	117	121	122	112	-	-	-	-	-	-	-	600	-19%	600
	2023	172	144	174	138	115	112	116	123	107	123	93	98	743	▼	1,515
<b>Misdemeanor</b>	2024	23	49	61	46	44	-	-	-	-	-	-	-	223	-39%	223
	2023	92	41	77	52	104	46	36	39	49	44	49	49	366	▼	678
<b>Other</b>	2024	47	54	42	44	53	-	-	-	-	-	-	-	240	3%	240
	2023	48	56	33	38	58	46	45	53	54	37	50	48	233	▲	566
<b>Other Criminally Related Matters</b>	2024	10	11	11	12	13	-	-	-	-	-	-	-	57	-21%	57
	2023	11	3	15	31	12	3	4	9	5	15	17	9	72	▼	134
<b>Probates/Wills &amp; Trusts - Level 1</b>	2024	-	-	-	-	-	-	-	-	-	-	-	-	0	-100%	0
	2023	-	1	-	1	1	-	2	-	-	-	-	-	3	▼	5
<b>Probates/Wills &amp; Trusts - Level 2</b>	2024	2	2	2	5	1	-	-	-	-	-	-	-	12	9%	12
	2023	-	4	-	3	4	2	1	2	4	5	3	1	11	▲	29
<b>Uncontested Divorce</b>	2024	4	11	14	11	9	-	-	-	-	-	-	-	49	-9%	49
	2023	6	10	13	14	11	6	10	12	5	8	2	7	54	▼	104

This report reflects data in the case management system. Numbers will update accordingly as reports are refreshed and posted.

Dashboard		Monthly Filings Summary		Jan --- May Filings	
<p><b>Court:</b> Patrick Circuit  <b>Start/End Date:</b> Jan-23 / May-24  <b>2023 Average Month:</b> 168  <b>Jan-May 2023:</b> 891  <b>Filings Trending:</b> ▼</p>	<p><b>Circuit/Court ID:</b> 21 221141  <b>Type of Case:</b> Filings  <b>2024 Average Month:</b> 152  <b>Jan-May 2024 :</b> 758  <b>Overall AVG. Month:</b> 163</p>	<p style="text-align: center; font-weight: bold; color: white;">Jan 23 - May 24</p>		<p style="text-align: center; font-weight: bold;">758      891</p> <p style="text-align: center;">2024      2023</p>	

Filings by Division																
Divisions		Jan	Feb	Mar	Apr	May	Jun	Jul	Aug	Sep	Oct	Nov	Dec	Thru May	% Change	Total
<b>Total</b>	2024	180	121	158	175	124	-	-	-	-	-	-	-	758	-15%	758
	2023	192	165	216	177	141	135	142	199	294	96	123	134	891	▼	2,014
<b>Civil</b>	2024	10	12	8	9	10	-	-	-	-	-	-	-	49	-11%	49
	2023	4	11	17	9	14	9	8	17	3	8	6	15	55	▼	121
<b>Criminal</b>	2024	113	58	100	116	67	-	-	-	-	-	-	-	454	-6%	454
	2023	95	66	127	121	75	73	84	133	247	53	83	72	484	▼	1,229
<b>Concealed Handgun Permits</b>	2024	47	49	43	41	37	-	-	-	-	-	-	-	217	-30%	217
	2023	87	83	58	41	41	45	42	45	34	23	26	41	310	▼	566
<b>Miscellaneous/ Other</b>	2024	10	2	7	9	9	-	-	-	-	-	-	-	37	-12%	37
	2023	6	5	14	6	11	7	8	4	10	12	8	6	42	▼	97
<b>Others</b>	2024	-	-	-	-	1	-	-	-	-	-	-	-	1	1	1
	2023	-	-	-	-	-	1	-	-	-	-	-	-	0	↔	1

Filings by Case Category																
Case Categories		Jan	Feb	Mar	Apr	May	Jun	Jul	Aug	Sep	Oct	Nov	Dec	Thru May	% Change	Total
<b>Administrative Law</b>	2024	-	-	-	-	-	-	-	-	-	-	-	-	0	-100%	0
	2023	-	-	1	-	-	-	-	-	-	-	-	-	-	1	▼
<b>Capital Murder</b>	2024	-	-	-	-	-	-	-	-	-	-	-	-	0	0	0
	2023	-	-	-	-	-	-	-	-	-	-	1	-	0	↔	1
<b>Contested Divorce</b>	2024	1	1	3	2	-	-	-	-	-	-	-	-	7	-13%	7
	2023	-	1	4	2	1	2	3	2	-	4	1	2	8	▼	22
<b>Domestic and Family - Level 1</b>	2024	1	1	1	1	1	-	-	-	-	-	-	-	5	0%	5
	2023	1	1	-	2	1	-	-	3	-	1	-	-	5	↔	9
<b>Domestic and Family - Level 2</b>	2024	-	-	-	2	-	-	-	-	-	-	-	-	2	-33%	2
	2023	-	1	-	2	-	-	1	-	1	-	-	-	3	▼	5
<b>Felonies and Related Matters</b>	2024	46	31	70	54	29	-	-	-	-	-	-	-	230	-25%	230
	2023	49	31	102	73	51	58	48	101	190	34	44	62	306	▼	843
<b>General Civil - Level 1</b>	2024	-	-	-	-	-	-	-	-	-	-	-	-	0	0	0
	2023	-	-	-	-	-	-	-	-	-	-	-	1	0	↔	1
<b>General Civil - Level 2</b>	2024	5	2	1	-	1	-	-	-	-	-	-	-	9	13%	9
	2023	1	-	3	-	4	6	2	5	2	2	3	3	8	▲	31
<b>General Civil - Level 3</b>	2024	-	1	-	-	1	-	-	-	-	-	-	-	2	-80%	2
	2023	-	1	5	2	2	-	-	-	-	1	1	-	10	▼	12
<b>Miscellaneous Civil</b>	2024	57	51	50	50	46	-	-	-	-	-	-	-	254	-26%	254
	2023	93	88	67	46	51	52	49	49	43	33	33	47	345	▼	651
<b>Misdemeanor</b>	2024	38	21	30	34	34	-	-	-	-	-	-	-	157	13%	157
	2023	34	21	25	33	26	15	21	29	47	19	34	10	139	▲	314
<b>Other</b>	2024	-	-	-	-	1	-	-	-	-	-	-	-	1	1	1
	2023	-	-	-	-	-	1	-	-	-	-	-	-	0	↔	1
<b>Other Criminally Related Matters</b>	2024	29	6	-	28	4	-	-	-	-	-	-	-	67	56%	67
	2023	12	14	-	15	2	-	15	3	10	-	4	-	43	▲	75
<b>Probates/Wills &amp; Trusts - Level 2</b>	2024	-	2	1	-	4	-	-	-	-	-	-	-	7	40%	7
	2023	-	2	1	1	1	1	1	2	-	1	-	5	5	▲	15
<b>Uncontested Divorce</b>	2024	3	5	2	4	3	-	-	-	-	-	-	-	17	-6%	17
	2023	2	5	8	1	2	-	2	5	1	1	2	4	18	▼	33

Dashboard		Monthly Filings Summary		Jan --- May Filings					
<p><b>Court:</b> Martinsville Circuit  <b>Start/End Date:</b> Jan-23 / May-24  <b>2023 Average Month:</b> 169  <b>Jan-May 2023:</b> 948  <b>Filings Trending:</b> ↔</p>	<p><b>Circuit/Court ID:</b> 21 221690  <b>Type of Case:</b> Filings  <b>2024 Average Month:</b> 191  <b>Jan-May 2024 :</b> 954  <b>Overall AVG. Month:</b> 175</p>	<p style="text-align: center; font-weight: bold; color: white; background-color: black; padding: 5px;">Jan 23 - May 24</p>		<table style="margin: auto;"> <tr> <td style="text-align: center; width: 50px;"><b>954</b></td> <td style="text-align: center; width: 50px;"><b>948</b></td> </tr> <tr> <td style="text-align: center; width: 50px;">2024</td> <td style="text-align: center; width: 50px;">2023</td> </tr> </table>		<b>954</b>	<b>948</b>	2024	2023
<b>954</b>	<b>948</b>								
2024	2023								

Filings by Division																
Divisions		Jan	Feb	Mar	Apr	May	Jun	Jul	Aug	Sep	Oct	Nov	Dec	Thru May	% Change	Total
<b>Total</b>	2024	186	291	170	128	179	-	-	-	-	-	-	-	954	1%	954
	2023	172	238	211	121	206	150	165	150	109	186	179	140	948	▲	2,027
<b>Civil</b>	2024	13	15	17	6	7	-	-	-	-	-	-	-	58	16%	58
	2023	9	7	14	7	13	3	9	20	7	10	5	11	50	▲	115
<b>Criminal</b>	2024	103	225	112	64	119	-	-	-	-	-	-	-	623	1%	623
	2023	109	185	112	69	140	110	105	82	65	123	136	101	615	▲	1,337
<b>Concealed Handgun Permits</b>	2024	12	18	21	19	10	-	-	-	-	-	-	-	80	-7%	80
	2023	14	23	23	9	17	14	9	11	17	12	11	10	86	▼	170
<b>Miscellaneous/ Other</b>	2024	58	33	20	39	43	-	-	-	-	-	-	-	193	-2%	193
	2023	40	23	62	36	36	23	42	37	20	40	27	18	197	▼	404
<b>Others</b>	2024	-	-	-	-	-	-	-	-	-	-	-	-	0	0	0
	2023	-	-	-	-	-	-	-	-	-	1	-	-	0	↔	1

Filings by Case Category																
Case Categories		Jan	Feb	Mar	Apr	May	Jun	Jul	Aug	Sep	Oct	Nov	Dec	Thru May	% Change	Total
<b>Administrative Law</b>	2024	-	-	-	-	1	-	-	-	-	-	-	-	1	1	1
	2023	-	-	-	-	-	-	-	-	-	-	1	-	0	↔	1
<b>Capital Murder</b>	2024	-	1	-	-	-	-	-	-	-	-	-	-	1	1	1
	2023	-	-	-	-	-	-	-	-	-	-	-	-	0	↔	0
<b>Contested Divorce</b>	2024	3	2	-	1	-	-	-	-	-	-	-	-	6	0%	6
	2023	2	-	1	1	2	-	1	-	-	-	1	-	6	↔	8
<b>Domestic and Family - Level 1</b>	2024	-	-	6	-	-	-	-	-	-	-	-	-	6	20%	6
	2023	-	-	2	2	1	-	-	10	-	-	-	1	5	▲	16
<b>Domestic and Family - Level 2</b>	2024	-	-	-	-	-	-	-	-	-	-	-	-	0	-100%	0
	2023	-	-	1	-	-	-	-	-	-	-	-	2	1	▼	3
<b>Felonies and Related Matters</b>	2024	73	158	77	34	79	-	-	-	-	-	-	-	421	7%	421
	2023	67	128	58	50	89	75	54	48	31	76	97	65	392	▲	838
<b>General Civil - Level 1</b>	2024	-	1	-	-	-	-	-	-	-	-	-	-	1	0%	1
	2023	-	-	-	-	1	-	-	1	-	-	-	1	1	↔	3
<b>General Civil - Level 2</b>	2024	1	3	-	1	1	-	-	-	-	-	-	-	6	-45%	6
	2023	2	2	1	2	4	2	2	5	1	4	-	2	11	▼	27
<b>General Civil - Level 3</b>	2024	7	2	2	2	3	-	-	-	-	-	-	-	16	-58%	16
	2023	3	1	8	12	14	3	2	6	6	3	2	7	38	▼	67
<b>Miscellaneous Civil</b>	2024	19	24	29	30	16	-	-	-	-	-	-	-	118	1%	118
	2023	18	27	33	16	23	22	20	17	27	21	17	17	117	▲	258
<b>Misdemeanor</b>	2024	23	23	29	20	24	-	-	-	-	-	-	-	119	-7%	119
	2023	21	31	29	13	34	26	17	27	19	39	20	30	128	▼	306
<b>Other</b>	2024	49	26	12	28	35	-	-	-	-	-	-	-	150	6%	150
	2023	35	19	52	17	18	12	30	23	9	29	21	9	141	▲	274
<b>Other Criminally Related Matters</b>	2024	7	44	6	10	16	-	-	-	-	-	-	-	83	-13%	83
	2023	21	26	25	6	17	9	34	7	15	8	19	6	95	▼	193
<b>Probates/Wills &amp; Trusts - Level 2</b>	2024	3	4	7	-	2	-	-	-	-	-	-	-	16	300%	16
	2023	2	2	-	-	-	-	1	3	1	4	1	-	4	▲	14
<b>Uncontested Divorce</b>	2024	1	3	2	2	2	-	-	-	-	-	-	-	10	11%	10
	2023	1	2	1	2	3	1	4	3	-	-	-	2	9	▲	19



**CPSS-CCMS-10.01 CASELOAD STATISTICS OF THE CIRCUIT COURTS**

**Franklin County**

January 2023 -- May 2024 Filings


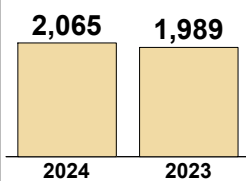
Alexandria and Fairfax Circuit are not Included in State Totals

Dashboard		Monthly Filings Summary		Jan --- May Filings	
<p><b>Court:</b> Franklin County Circuit  <b>Start/End Date:</b> Jan-23 / May-24  <b>2023 Average Month:</b> 382  <b>Jan-May 2023:</b> 2,078  <b>Filings Trending:</b> ▼</p>	<p><b>Circuit/Court ID:</b> 22 222067  <b>Type of Case:</b> Filings  <b>2024 Average Month:</b> 359  <b>Jan-May 2024 :</b> 1,794  <b>Overall AVG. Month:</b> 375</p>	<p style="text-align: center; font-weight: bold; font-size: 1.2em;">Jan 23 - May 24</p>		<p style="text-align: center; font-weight: bold; font-size: 1.2em;">1,794      2,078</p> <p style="text-align: center;">2024                  2023</p>	

Filings by Division																
Divisions		Jan	Feb	Mar	Apr	May	Jun	Jul	Aug	Sep	Oct	Nov	Dec	Thru May	% Change	Total
<b>Total</b>	2024	380	386	362	407	259	-	-	-	-	-	-	-	1,794	-14%	1,794
	2023	361	419	438	496	364	406	302	446	258	452	249	390	2,078	▼	4,581
<b>Civil</b>	2024	28	52	38	37	38	-	-	-	-	-	-	-	193	-16%	193
	2023	45	38	50	39	59	47	67	51	49	55	44	53	231	▼	597
<b>Criminal</b>	2024	181	141	132	226	123	-	-	-	-	-	-	-	803	-14%	803
	2023	122	177	186	297	148	196	111	262	78	222	63	176	930	▼	2,038
<b>Concealed Handgun Permits</b>	2024	142	141	131	96	82	-	-	-	-	-	-	-	592	-16%	592
	2023	147	146	166	135	107	120	88	89	82	135	98	122	701	▼	1,435
<b>Miscellaneous/ Other</b>	2024	29	52	60	48	16	-	-	-	-	-	-	-	205	-5%	205
	2023	46	58	36	25	50	43	36	44	49	40	44	39	215	▼	510
<b>Others</b>	2024	-	-	1	-	-	-	-	-	-	-	-	-	1	0%	1
	2023	1	-	-	-	-	-	-	-	-	-	-	-	1	↔	1

Filings by Case Category																
Case Categories		Jan	Feb	Mar	Apr	May	Jun	Jul	Aug	Sep	Oct	Nov	Dec	Thru May	% Change	Total
<b>Administrative Law</b>	2024	-	-	-	-	-	-	-	-	-	-	-	-	0	-100%	0
	2023	-	-	-	-	1	1	-	-	-	-	-	-	1	▼	2
<b>Capital Murder</b>	2024	-	-	-	1	-	-	-	-	-	-	-	-	1	1	1
	2023	-	-	-	-	-	-	-	1	-	-	-	-	0	↔	1
<b>Contested Divorce</b>	2024	1	3	8	5	4	-	-	-	-	-	-	-	21	-5%	21
	2023	5	4	8	3	2	2	4	5	3	5	3	1	22	▼	45
<b>Domestic and Family - Level 1</b>	2024	3	22	2	8	10	-	-	-	-	-	-	-	45	-36%	45
	2023	20	11	16	11	12	14	30	10	14	30	10	6	70	▼	184
<b>Domestic and Family - Level 2</b>	2024	3	3	1	1	1	-	-	-	-	-	-	-	9	-25%	9
	2023	4	-	-	4	4	1	3	6	3	3	1	2	12	▼	31
<b>Felonies and Related Matters</b>	2024	136	114	105	177	107	-	-	-	-	-	-	-	639	-19%	639
	2023	102	158	154	253	124	172	89	209	62	177	52	156	791	▼	1,708
<b>General Civil - Level 1</b>	2024	-	-	-	-	-	-	-	-	-	-	-	-	0	-100%	0
	2023	-	1	-	-	-	-	1	-	-	-	1	-	1	▼	3
<b>General Civil - Level 2</b>	2024	7	8	8	7	1	-	-	-	-	-	-	-	31	0%	31
	2023	5	4	8	7	7	6	9	11	8	6	6	7	31	↔	84
<b>General Civil - Level 3</b>	2024	5	4	4	2	7	-	-	-	-	-	-	-	22	-33%	22
	2023	3	5	5	3	17	5	5	3	5	3	8	12	33	▼	74
<b>Miscellaneous Civil</b>	2024	155	161	154	117	96	-	-	-	-	-	-	-	683	-13%	683
	2023	157	167	186	146	125	135	103	110	98	159	119	143	781	▼	1,648
<b>Misdemeanor</b>	2024	40	23	21	42	11	-	-	-	-	-	-	-	137	7%	137
	2023	20	17	30	40	21	22	14	46	14	37	8	32	128	▲	301
<b>Other</b>	2024	13	24	31	27	2	-	-	-	-	-	-	-	97	-18%	97
	2023	31	34	13	13	28	29	17	22	28	16	20	15	119	▼	266
<b>Other Criminally Related Matters</b>	2024	5	6	7	6	5	-	-	-	-	-	-	-	29	123%	29
	2023	2	2	2	4	3	4	8	7	4	8	3	4	13	▲	51
<b>Probates/Wills &amp; Trusts - Level 1</b>	2024	-	-	1	-	-	-	-	-	-	-	-	-	1	1	1
	2023	-	-	-	-	-	1	-	-	-	-	-	2	0	↔	3
<b>Probates/Wills &amp; Trusts - Level 2</b>	2024	2	4	4	4	1	-	-	-	-	-	-	-	15	-29%	15
	2023	6	3	5	3	4	5	2	6	4	-	2	2	21	▼	42
<b>Protective Orders</b>	2024	-	-	2	-	-	-	-	-	-	-	-	-	2	-60%	2
	2023	-	2	2	1	-	1	-	-	-	-	3	-	5	▼	9
<b>Uncontested Divorce</b>	2024	10	14	14	10	14	-	-	-	-	-	-	-	62	24%	62
	2023	6	11	9	8	16	8	17	10	15	7	14	8	50	▲	129

This report reflects data in the case management system. Numbers will update accordingly as reports are refreshed and posted.

Dashboard	Monthly Filings Summary	Jan --- May Filings
<p><b>Court:</b> Pittsylvania Circuit  <b>Start/End Date:</b> Jan-23 / May-24  <b>2023 Average Month:</b> 373  <b>Jan-May 2023:</b> 1,989  <b>Filings Trending:</b> ▲</p>	<p><b>Circuit/Court ID:</b> 22 222143  <b>Type of Case:</b> Filings  <b>2024 Average Month:</b> 413  <b>Jan-May 2024 :</b> 2,065  <b>Overall AVG. Month:</b> 385</p>	 <p style="text-align: center;">Jan 23 - May 24</p>
		 <p style="text-align: center;">2024      2023</p>

Filings by Division																
Divisions		Jan	Feb	Mar	Apr	May	Jun	Jul	Aug	Sep	Oct	Nov	Dec	Thru May	% Change	Total
<b>Total</b>	2024	468	464	395	464	274	-	-	-	-	-	-	-	2,065	4%	2,065
	2023	461	442	434	304	348	344	328	412	411	362	332	294	1,989	▲	4,472
<b>Civil</b>	2024	28	43	50	48	39	-	-	-	-	-	-	-	208	19%	208
	2023	29	39	49	29	29	47	33	42	39	34	36	24	175	▲	430
<b>Criminal</b>	2024	118	178	63	185	55	-	-	-	-	-	-	-	599	15%	599
	2023	108	148	116	73	77	127	123	163	145	128	86	86	522	▲	1,380
<b>Concealed Handgun Permits</b>	2024	170	164	203	131	127	-	-	-	-	-	-	-	795	-5%	795
	2023	201	173	185	137	140	116	109	123	137	138	145	124	836	▼	1,728
<b>Miscellaneous/Other</b>	2024	120	73	79	100	53	-	-	-	-	-	-	-	425	-6%	425
	2023	121	82	83	65	101	52	61	84	90	62	64	60	452	▼	925
<b>Others</b>	2024	32	6	-	-	-	-	-	-	-	-	-	-	38	850%	38
	2023	2	-	1	-	1	2	2	-	-	-	1	-	4	▲	9

Filings by Case Category																
Case Categories		Jan	Feb	Mar	Apr	May	Jun	Jul	Aug	Sep	Oct	Nov	Dec	Thru May	% Change	Total
<b>Administrative Law</b>	2024	-	-	-	-	-	-	-	-	-	-	-	-	0	-100%	0
	2023	1	-	1	-	-	1	-	-	-	-	-	-	2	▼	3
<b>Contested Divorce</b>	2024	5	3	2	3	5	-	-	-	-	-	-	-	18	6%	18
	2023	5	5	3	1	3	6	5	7	3	5	6	4	17	▲	53
<b>Domestic and Family - Level 1</b>	2024	7	12	17	20	9	-	-	-	-	-	-	-	65	67%	65
	2023	3	12	9	7	8	14	5	12	22	9	4	5	39	▲	110
<b>Domestic and Family - Level 2</b>	2024	1	4	5	2	4	-	-	-	-	-	-	-	16	14%	16
	2023	-	-	7	4	3	1	-	2	2	2	4	2	14	▲	27
<b>Felonies and Related Matters</b>	2024	74	138	44	159	38	-	-	-	-	-	-	-	453	17%	453
	2023	82	117	80	53	54	96	93	142	101	104	70	69	386	▲	1,061
<b>General Civil - Level 1</b>	2024	1	-	-	-	-	-	-	-	-	-	-	-	1	0%	1
	2023	-	-	-	-	1	-	-	1	1	-	-	2	1	↔	5
<b>General Civil - Level 2</b>	2024	2	12	8	2	4	-	-	-	-	-	-	-	28	33%	28
	2023	2	4	6	5	4	6	1	9	1	3	5	2	21	▲	48
<b>General Civil - Level 3</b>	2024	4	8	9	10	3	-	-	-	-	-	-	-	34	17%	34
	2023	9	4	9	2	5	7	6	7	6	8	5	2	29	▲	70
<b>Miscellaneous Civil</b>	2024	193	191	230	157	150	-	-	-	-	-	-	-	921	-5%	921
	2023	226	201	215	158	174	136	125	151	161	156	165	142	974	▼	2,010
<b>Misdemeanor</b>	2024	38	33	17	23	13	-	-	-	-	-	-	-	124	-1%	124
	2023	25	25	35	16	24	27	25	15	40	18	16	15	125	▼	281
<b>Other</b>	2024	126	48	47	73	29	-	-	-	-	-	-	-	323	6%	323
	2023	98	49	48	43	67	31	46	50	64	41	44	43	305	▲	624
<b>Other Criminally Related Matters</b>	2024	6	7	2	3	4	-	-	-	-	-	-	-	22	69%	22
	2023	1	6	2	4	-	5	5	6	5	6	3	2	13	▲	45
<b>Probates/Wills &amp; Trusts - Level 1</b>	2024	-	-	-	-	-	-	-	-	-	-	-	-	0	-100%	0
	2023	-	1	-	1	-	-	-	-	-	1	-	1	2	▼	4
<b>Probates/Wills &amp; Trusts - Level 2</b>	2024	-	-	1	-	2	-	-	-	-	-	-	-	3	-73%	3
	2023	-	5	5	-	1	-	3	-	2	3	2	1	11	▼	22
<b>Uncontested Divorce</b>	2024	11	8	13	12	13	-	-	-	-	-	-	-	57	14%	57
	2023	9	13	14	10	4	14	14	10	3	6	8	4	50	▲	109

Dashboard		Monthly Filings Summary		Jan --- May Filings	
<p><b>Court:</b> Danville Circuit  <b>Start/End Date:</b> Jan-23 / May-24  <b>2023 Average Month:</b> 399  <b>Jan-May 2023:</b> 2,237  <b>Filings Trending:</b> ▼</p>	<p><b>Circuit/Court ID:</b> 22 222590  <b>Type of Case:</b> Filings  <b>2024 Average Month:</b> 417  <b>Jan-May 2024 :</b> 2,084  <b>Overall AVG. Month:</b> 404</p>	<p style="text-align: center; font-weight: bold; font-size: 1.2em;">Jan 23 - May 24</p>		<div style="display: flex; justify-content: space-around; align-items: center;"> <div style="text-align: center;"> <p style="font-size: 1.5em; font-weight: bold;">2,084</p> <p style="font-size: 0.8em;">2024</p> </div> <div style="text-align: center;"> <p style="font-size: 1.5em; font-weight: bold;">2,237</p> <p style="font-size: 0.8em;">2023</p> </div> </div>	

Filings by Division																
Divisions		Jan	Feb	Mar	Apr	May	Jun	Jul	Aug	Sep	Oct	Nov	Dec	Thru May	% Change	Total
<b>Total</b>	2024	522	427	355	458	322	-	-	-	-	-	-	-	2,084	-7%	2,084
	2023	497	529	430	374	407	355	336	400	394	431	360	279	2,237	▼	4,792
<b>Civil</b>	2024	29	38	32	43	35	-	-	-	-	-	-	-	177	40%	177
	2023	20	16	39	30	21	24	23	39	35	22	40	31	126	▲	340
<b>Criminal</b>	2024	319	249	138	258	138	-	-	-	-	-	-	-	1,102	-14%	1,102
	2023	311	343	221	194	208	187	180	244	227	271	187	134	1,277	▼	2,707
<b>Concealed Handgun Permits</b>	2024	47	31	59	53	48	-	-	-	-	-	-	-	238	-23%	238
	2023	64	67	72	58	48	46	47	39	51	42	52	56	309	▼	642
<b>Miscellaneous/ Other</b>	2024	120	97	118	104	101	-	-	-	-	-	-	-	540	4%	540
	2023	99	102	97	92	129	98	86	78	81	96	80	57	519	▲	1,095
<b>Others</b>	2024	7	12	8	-	-	-	-	-	-	-	-	-	27	350%	27
	2023	3	1	1	-	1	-	-	-	-	-	-	1	6	▲	8

Filings by Case Category																
Case Categories		Jan	Feb	Mar	Apr	May	Jun	Jul	Aug	Sep	Oct	Nov	Dec	Thru May	% Change	Total
<b>Administrative Law</b>	2024	1	-	-	-	1	-	-	-	-	-	-	-	2	2	2
	2023	-	-	-	-	-	1	1	1	-	-	-	-	0	↔	3
<b>Capital Murder</b>	2024	-	-	-	-	-	-	-	-	-	-	-	-	0	-100%	0
	2023	-	-	-	2	-	-	-	-	-	-	-	-	2	▼	2
<b>Contested Divorce</b>	2024	3	-	1	2	3	-	-	-	-	-	-	-	9	-18%	9
	2023	-	1	5	2	3	1	2	2	3	-	3	1	11	▼	23
<b>Domestic and Family - Level 1</b>	2024	1	6	4	8	4	-	-	-	-	-	-	-	23	-4%	23
	2023	6	3	9	3	3	1	8	5	11	9	6	12	24	▼	76
<b>Domestic and Family - Level 2</b>	2024	2	4	4	10	2	-	-	-	-	-	-	-	22	144%	22
	2023	-	-	1	7	1	-	1	-	-	-	-	12	9	▲	23
<b>Felonies and Related Matters</b>	2024	214	170	79	170	78	-	-	-	-	-	-	-	711	-19%	711
	2023	208	247	144	139	142	133	136	181	162	207	153	85	880	▼	1,937
<b>General Civil - Level 1</b>	2024	2	1	-	2	2	-	-	-	-	-	-	-	7	250%	7
	2023	-	-	1	-	1	1	-	-	-	1	-	-	2	▲	6
<b>General Civil - Level 2</b>	2024	7	5	7	8	5	-	-	-	-	-	-	-	32	28%	32
	2023	7	2	6	2	8	4	5	5	4	5	4	3	25	▲	55
<b>General Civil - Level 3</b>	2024	5	9	5	6	6	-	-	-	-	-	-	-	31	-37%	31
	2023	11	8	13	9	8	4	5	14	5	5	13	7	49	▼	102
<b>Miscellaneous Civil</b>	2024	64	56	89	67	66	-	-	-	-	-	-	-	342	-13%	342
	2023	79	88	91	69	64	63	65	60	68	56	66	65	391	▼	834
<b>Misdemeanor</b>	2024	99	85	40	61	49	-	-	-	-	-	-	-	334	-2%	334
	2023	94	91	58	45	53	55	35	61	60	57	47	38	341	▼	694
<b>Other</b>	2024	105	77	95	88	80	-	-	-	-	-	-	-	445	9%	445
	2023	80	77	72	77	103	76	65	49	58	77	59	43	409	▲	836
<b>Other Criminally Related Matters</b>	2024	6	4	22	29	11	-	-	-	-	-	-	-	72	16%	72
	2023	9	7	20	13	13	12	10	8	11	8	4	11	62	▲	126
<b>Probates/Wills &amp; Trusts - Level 2</b>	2024	-	-	1	-	4	-	-	-	-	-	-	-	5	-17%	5
	2023	-	1	2	2	1	-	3	5	2	2	-	-	6	▼	18
<b>Uncontested Divorce</b>	2024	13	10	8	7	11	-	-	-	-	-	-	-	49	88%	49
	2023	3	4	8	4	7	4	-	9	9	4	5	-	26	▲	57


This report reflects data in the case management system. Numbers will update accordingly as reports are refreshed and posted.

Dashboard

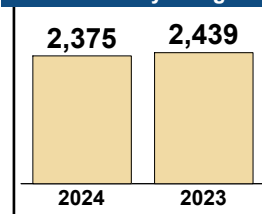
**Court:** Roanoke County Circuit  
**Start/End Date:** Jan-23 / May-24  
**2023 Average Month:** 445  
**Jan-May 2023:** 2,439  
**Filings Trending:** ▼

**Circuit/Court ID:** 23 223161  
**Type of Case:** Filings  
**2024 Average Month:** 475  
**Jan-May 2024 :** 2,375  
**Overall AVG. Month:** 454

Monthly Filings Summary



Jan --- May Filings



Filings by Division

Divisions	Jan	Feb	Mar	Apr	May	Jun	Jul	Aug	Sep	Oct	Nov	Dec	Thru May	% Change	Total
<b>Total</b>	441	553	455	503	423	-	-	-	-	-	-	-	2,375	-3%	2,375
2023	442	547	550	467	433	431	351	488	381	476	337	432	2,439	▼	5,335
<b>Civil</b>	48	72	56	67	68	-	-	-	-	-	-	-	311	17%	311
2023	55	50	64	50	46	52	54	57	46	64	40	50	265	▲	628
<b>Criminal</b>	137	211	114	200	134	-	-	-	-	-	-	-	796	-2%	796
2023	127	209	156	178	141	174	102	219	132	181	92	191	811	▼	1,902
<b>Concealed Handgun Permits</b>	180	202	176	144	132	-	-	-	-	-	-	-	834	-18%	834
2023	200	221	237	164	192	160	130	130	133	145	150	128	1,014	▼	1,990
<b>Miscellaneous/Other</b>	76	68	109	92	89	-	-	-	-	-	-	-	434	24%	434
2023	60	67	93	75	54	45	65	82	70	86	55	63	349	▲	815

Filings by Case Category

Case Categories	Jan	Feb	Mar	Apr	May	Jun	Jul	Aug	Sep	Oct	Nov	Dec	Thru May	% Change	Total
<b>Administrative Law</b>	1	-	-	1	-	-	-	-	-	-	-	-	2	0%	2
2023	-	1	1	-	-	-	-	-	-	1	-	-	2	↔	3
<b>Capital Murder</b>	-	-	-	-	-	-	1	-	-	-	-	-	0	0	0
2023	-	-	-	-	-	1	-	-	-	-	-	-	0	↔	1
<b>Contested Divorce</b>	2	7	6	5	6	-	-	-	-	-	-	-	26	-16%	26
2023	7	4	10	6	4	5	5	7	6	9	5	5	31	▼	73
<b>Domestic and Family - Level 1</b>	11	23	7	24	9	-	-	-	-	-	-	-	74	100%	74
2023	3	6	6	9	13	2	8	8	4	12	3	5	37	▲	79
<b>Domestic and Family - Level 2</b>	2	5	2	1	3	-	-	-	-	-	-	-	13	-19%	13
2023	3	3	5	3	2	1	3	3	2	4	5	-	16	▼	34
<b>Felonies and Related Matters</b>	98	166	91	157	103	-	-	-	-	-	-	-	615	-5%	615
2023	106	182	125	129	107	127	82	168	107	134	66	152	649	▼	1,485
<b>General Civil - Level 1</b>	3	-	-	2	-	-	-	-	-	-	-	-	5	67%	5
2023	-	1	1	1	-	1	-	-	-	1	-	-	3	▲	5
<b>General Civil - Level 2</b>	7	9	16	10	15	-	-	-	-	-	-	-	57	24%	57
2023	10	9	8	9	10	10	9	10	12	8	6	10	46	▲	111
<b>General Civil - Level 3</b>	4	8	8	4	9	-	-	-	-	-	-	-	33	14%	33
2023	9	3	7	4	6	14	10	8	5	6	5	15	29	▲	92
<b>Miscellaneous Civil</b>	228	245	222	178	167	-	-	-	-	-	-	-	1,040	-15%	1,040
2023	239	254	296	209	224	185	166	178	183	185	173	160	1,222	▼	2,452
<b>Misdemeanor</b>	30	35	14	33	24	-	-	-	-	-	-	-	136	3%	136
2023	15	21	24	45	27	34	16	36	21	34	14	31	132	▲	318
<b>Other</b>	29	25	59	54	49	-	-	-	-	-	-	-	216	61%	216
2023	21	37	33	25	18	19	26	34	19	41	32	27	134	▲	332
<b>Other Criminally Related Matters</b>	9	15	9	10	7	-	-	-	-	-	-	-	50	67%	50
2023	6	6	7	4	7	12	4	15	4	14	12	8	30	▲	99
<b>Probates/Wills &amp; Trusts - Level 1</b>	1	-	-	-	1	-	-	-	-	-	-	-	2	100%	2
2023	-	1	-	-	-	2	-	1	-	1	-	1	1	▲	6
<b>Probates/Wills &amp; Trusts - Level 2</b>	3	3	5	7	6	-	-	-	-	-	-	-	24	4%	24
2023	5	6	2	4	6	4	3	6	3	8	5	3	23	▲	55
<b>Uncontested Divorce</b>	13	12	16	17	24	-	-	-	-	-	-	-	82	-2%	82
2023	18	13	25	19	9	14	19	14	15	18	11	15	84	▼	190

Dashboard	Monthly Filings Summary	Jan --- May Filings				
<p><b>Court:</b> Roanoke Circuit  <b>Start/End Date:</b> Jan-23 / May-24  <b>2023 Average Month:</b> 477  <b>Jan-May 2023:</b> 2,506  <b>Filings Trending:</b> ▼</p>	<p><b>Circuit/Court ID:</b> 23 223770  <b>Type of Case:</b> Filings  <b>2024 Average Month:</b> 483  <b>Jan-May 2024 :</b> 2,417  <b>Overall AVG. Month:</b> 479</p>	<div style="text-align: center;"> <p>Jan 23 - May 24</p> </div> <div style="text-align: center; margin-top: 10px;"> <table border="1" style="margin: auto;"> <tr> <td style="width: 50px; height: 50px; background-color: #f0e68c;">2,417</td> <td style="width: 50px; height: 50px; background-color: #f0e68c;">2,506</td> </tr> <tr> <td style="text-align: center; font-size: small;">2024</td> <td style="text-align: center; font-size: small;">2023</td> </tr> </table> </div>	2,417	2,506	2024	2023
2,417	2,506					
2024	2023					

Filings by Division																
Divisions		Jan	Feb	Mar	Apr	May	Jun	Jul	Aug	Sep	Oct	Nov	Dec	Thru May	% Change	Total
<b>Total</b>	2024	454	564	477	493	429	-	-	-	-	-	-	-	2,417	-4%	2,417
	2023	496	487	526	463	534	420	467	549	457	428	472	427	2,506	▼	5,726
<b>Civil</b>	2024	90	119	83	117	117	-	-	-	-	-	-	-	526	2%	526
	2023	94	98	118	104	104	108	112	163	113	88	81	113	518	▲	1,296
<b>Criminal</b>	2024	163	214	163	184	111	-	-	-	-	-	-	-	835	-8%	835
	2023	186	192	199	147	187	130	168	187	156	162	183	153	911	▼	2,050
<b>Concealed Handgun Permits</b>	2024	69	102	117	81	70	-	-	-	-	-	-	-	439	-20%	439
	2023	106	95	121	106	118	99	69	78	75	74	85	53	546	▼	1,079
<b>Miscellaneous/Other</b>	2024	132	129	113	110	131	-	-	-	-	-	-	-	615	16%	615
	2023	110	101	88	105	125	83	118	121	113	103	123	108	529	▲	1,298
<b>Others</b>	2024	-	-	1	1	-	-	-	-	-	-	-	-	2	0%	2
	2023	-	1	-	1	-	-	-	-	-	-	1	-	2	↔	3

Filings by Case Category																
Case Categories		Jan	Feb	Mar	Apr	May	Jun	Jul	Aug	Sep	Oct	Nov	Dec	Thru May	% Change	Total
<b>Administrative Law</b>	2024	1	-	1	-	-	-	-	-	-	-	-	-	2	0%	2
	2023	-	1	1	-	-	-	-	-	1	-	-	-	2	↔	3
<b>Capital Murder</b>	2024	-	-	-	-	-	-	-	-	-	-	-	-	0	-100%	0
	2023	3	-	-	-	-	-	-	-	-	-	-	-	3	▼	3
<b>Contested Divorce</b>	2024	10	6	6	16	12	-	-	-	-	-	-	-	50	0%	50
	2023	9	7	8	16	10	7	7	12	10	4	14	8	50	↔	112
<b>Domestic and Family - Level 1</b>	2024	21	37	22	25	21	-	-	-	-	-	-	-	126	4%	126
	2023	29	25	22	20	25	42	62	68	45	33	14	39	121	▲	424
<b>Domestic and Family - Level 2</b>	2024	10	7	6	6	9	-	-	-	-	-	-	-	38	73%	38
	2023	3	8	8	2	1	1	2	6	6	2	4	2	22	▲	45
<b>Felonies and Related Matters</b>	2024	110	168	131	136	76	-	-	-	-	-	-	-	621	-8%	621
	2023	136	142	152	109	139	87	133	141	121	132	137	113	678	▼	1,542
<b>General Civil - Level 1</b>	2024	2	4	2	1	1	-	-	-	-	-	-	-	10	-50%	10
	2023	-	2	6	7	5	3	3	2	1	-	-	-	20	▼	29
<b>General Civil - Level 2</b>	2024	24	24	13	26	34	-	-	-	-	-	-	-	121	66%	121
	2023	12	17	20	11	13	17	12	29	10	17	16	15	73	▲	189
<b>General Civil - Level 3</b>	2024	7	17	5	9	8	-	-	-	-	-	-	-	46	-18%	46
	2023	4	7	22	12	11	9	17	13	6	5	10	9	56	▼	125
<b>Miscellaneous Civil</b>	2024	122	141	157	125	127	-	-	-	-	-	-	-	672	-15%	672
	2023	152	142	159	151	187	132	122	142	107	110	137	85	791	▼	1,626
<b>Misdemeanor</b>	2024	32	34	18	28	16	-	-	-	-	-	-	-	128	-6%	128
	2023	25	38	27	18	28	27	22	24	23	18	21	42	136	▼	313
<b>Other</b>	2024	73	87	72	67	71	-	-	-	-	-	-	-	370	25%	370
	2023	68	56	52	61	60	47	61	55	83	68	68	71	297	▲	750
<b>Other Criminally Related Matters</b>	2024	22	20	15	21	19	-	-	-	-	-	-	-	97	-1%	97
	2023	22	13	21	22	20	16	13	22	12	15	25	13	98	▼	214
<b>Probates/Wills &amp; Trusts - Level 1</b>	2024	-	2	2	-	1	-	-	-	-	-	-	-	5	150%	5
	2023	-	-	2	-	-	1	-	1	-	-	-	-	2	▲	4
<b>Probates/Wills &amp; Trusts - Level 2</b>	2024	2	1	4	6	6	-	-	-	-	-	-	-	19	-37%	19
	2023	3	11	3	5	8	6	2	2	3	3	3	6	30	▼	55
<b>Protective Orders</b>	2024	-	-	-	1	-	-	-	-	-	-	-	-	1	1	1
	2023	-	-	-	-	-	-	-	-	-	-	-	-	0	↔	0
<b>Uncontested Divorce</b>	2024	18	16	23	26	28	-	-	-	-	-	-	-	111	-13%	111
	2023	30	18	23	29	27	25	11	32	29	21	23	24	127	▼	292

This report reflects data in the case management system. Numbers will update accordingly as reports are refreshed and posted.

Dashboard		Circuit/Court ID: 23 223775		Monthly Filings Summary		Jan --- May Filings	
Court: Salem Circuit	Start/End Date: Jan-23 / May-24	Type of Case: Filings					
2023 Average Month: 107	2024 Average Month: 118	Jan-May 2023: 542	Jan-May 2024 : 590				
Filings Trending: ▲	Overall AVG. Month: 110						

Filings by Division																
Divisions		Jan	Feb	Mar	Apr	May	Jun	Jul	Aug	Sep	Oct	Nov	Dec	Thru May	% Change	Total
<b>Total</b>	2024	87	103	118	122	160	-	-	-	-	-	-	-	590	9%	590
	2023	126	118	119	88	91	125	91	120	94	87	125	102	542	▲	1,286
<b>Civil</b>	2024	18	18	15	17	26	-	-	-	-	-	-	-	94	42%	94
	2023	13	19	9	10	15	14	12	17	16	18	14	13	66	▲	170
<b>Criminal</b>	2024	28	47	46	62	98	-	-	-	-	-	-	-	281	15%	281
	2023	61	50	57	43	33	63	52	62	48	25	71	55	244	▲	620
<b>Concealed Handgun Permits</b>	2024	35	33	46	30	28	-	-	-	-	-	-	-	172	-5%	172
	2023	46	39	37	26	33	37	22	31	24	36	30	28	181	▼	389
<b>Miscellaneous/ Other</b>	2024	6	5	11	13	8	-	-	-	-	-	-	-	43	-14%	43
	2023	6	10	15	9	10	11	5	10	6	8	10	6	50	▼	106
<b>Others</b>	2024	-	-	-	-	-	-	-	-	-	-	-	-	0	-100%	0
	2023	-	-	1	-	-	-	-	-	-	-	-	-	1	▼	1

Filings by Case Category																
Case Categories		Jan	Feb	Mar	Apr	May	Jun	Jul	Aug	Sep	Oct	Nov	Dec	Thru May	% Change	Total
<b>Contested Divorce</b>	2024	-	2	1	3	4	-	-	-	-	-	-	-	10	100%	10
	2023	-	-	2	-	3	2	1	3	3	2	3	-	5	▲	19
<b>Domestic and Family - Level 1</b>	2024	1	2	2	8	7	-	-	-	-	-	-	-	20	0%	20
	2023	3	11	-	4	2	3	2	4	3	3	1	3	20	↔	39
<b>Domestic and Family - Level 2</b>	2024	2	-	-	-	1	-	-	-	-	-	-	-	3	-25%	3
	2023	-	2	-	1	1	3	1	1	-	1	1	-	4	▼	11
<b>Felonies and Related Matters</b>	2024	21	36	32	40	91	-	-	-	-	-	-	-	220	15%	220
	2023	41	38	53	37	23	56	32	55	45	26	49	43	192	▲	498
<b>General Civil - Level 1</b>	2024	-	1	-	-	-	-	-	-	-	-	-	-	1	-50%	1
	2023	-	-	1	-	1	-	-	-	-	-	-	-	2	▼	2
<b>General Civil - Level 2</b>	2024	9	6	4	5	5	-	-	-	-	-	-	-	29	61%	29
	2023	4	2	9	1	2	5	3	3	4	3	2	1	18	▲	39
<b>General Civil - Level 3</b>	2024	-	1	-	1	2	-	-	-	-	-	-	-	4	-20%	4
	2023	1	2	2	-	-	1	-	-	-	-	2	3	5	▼	11
<b>Miscellaneous Civil</b>	2024	41	38	56	41	35	-	-	-	-	-	-	-	211	-5%	211
	2023	54	49	41	34	43	45	27	41	28	43	39	32	221	▼	476
<b>Misdemeanor</b>	2024	6	8	9	21	5	-	-	-	-	-	-	-	49	11%	49
	2023	18	8	4	5	9	7	19	4	3	-	22	9	44	▲	108
<b>Other</b>	2024	1	1	-	1	-	-	-	-	-	-	-	-	3	50%	3
	2023	-	-	2	-	-	-	-	-	-	-	1	-	2	▲	3
<b>Other Criminally Related Matters</b>	2024	3	3	5	1	2	-	-	-	-	-	-	-	14	56%	14
	2023	2	4	-	2	1	-	1	3	-	1	-	4	9	▲	18
<b>Probates/Wills &amp; Trusts - Level 1</b>	2024	-	-	1	-	1	-	-	-	-	-	-	-	2	0%	2
	2023	-	-	1	1	-	-	-	-	-	-	-	-	2	↔	2
<b>Probates/Wills &amp; Trusts - Level 2</b>	2024	1	-	3	-	3	-	-	-	-	-	-	-	7	17%	7
	2023	-	-	1	3	2	1	-	2	2	3	2	2	6	▲	18
<b>Uncontested Divorce</b>	2024	2	5	5	1	4	-	-	-	-	-	-	-	17	42%	17
	2023	3	2	3	-	4	2	5	4	6	4	4	5	12	▲	42



Dashboard		Monthly Filings Summary		Jan --- May Filings							
<p><b>Court:</b> Amherst Circuit  <b>Start/End Date:</b> Jan-23 / May-24  <b>2023 Average Month:</b> 216  <b>Jan-May 2023:</b> 1,147  <b>Filings Trending:</b> ↔</p>	<p><b>Circuit/Court ID:</b> 24 224009  <b>Type of Case:</b> Filings  <b>2024 Average Month:</b> 230  <b>Jan-May 2024 :</b> 1,148  <b>Overall AVG. Month:</b> 220</p>	<p>Jan 23 - May 24</p>		<table style="width: 100%; border: none;"> <tr> <td style="border: none; text-align: center;"><b>1,148</b></td> <td style="border: none; text-align: center;"><b>1,147</b></td> </tr> <tr> <td style="border: none; text-align: center;"></td> <td style="border: none; text-align: center;"></td> </tr> <tr> <td style="border: none; text-align: center;">2024</td> <td style="border: none; text-align: center;">2023</td> </tr> </table>		<b>1,148</b>	<b>1,147</b>			2024	2023
<b>1,148</b>	<b>1,147</b>										
2024	2023										

Filings by Division																
Divisions		Jan	Feb	Mar	Apr	May	Jun	Jul	Aug	Sep	Oct	Nov	Dec	Thru May	% Change	Total
<b>Total</b>	2024	228	238	196	235	251	-	-	-	-	-	-	-	1,148	0%	1,148
	2023	285	202	233	199	228	232	196	208	229	225	153	207	1,147	▲	2,597
<b>Civil</b>	2024	15	23	20	17	31	-	-	-	-	-	-	-	106	-9%	106
	2023	25	9	28	24	30	27	16	16	19	35	7	11	116	▼	247
<b>Criminal</b>	2024	67	87	52	51	75	-	-	-	-	-	-	-	332	7%	332
	2023	91	53	53	59	53	76	75	57	95	66	41	63	309	▲	782
<b>Concealed Handgun Permits</b>	2024	75	81	67	83	74	-	-	-	-	-	-	-	380	-8%	380
	2023	95	82	92	74	72	65	50	55	53	84	66	65	415	▼	853
<b>Miscellaneous/ Other</b>	2024	71	47	57	83	71	-	-	-	-	-	-	-	329	8%	329
	2023	74	57	59	42	73	64	55	80	62	40	39	68	305	▲	713
<b>Others</b>	2024	-	-	-	1	-	-	-	-	-	-	-	-	1	-50%	1
	2023	-	1	1	-	-	-	-	-	-	-	-	-	2	▼	2

Filings by Case Category																
Case Categories		Jan	Feb	Mar	Apr	May	Jun	Jul	Aug	Sep	Oct	Nov	Dec	Thru May	% Change	Total
<b>Administrative Law</b>	2024	-	-	-	-	-	-	-	-	-	-	-	-	0	0	0
	2023	-	-	-	-	-	1	-	-	1	-	-	-	0	↔	2
<b>Capital Murder</b>	2024	1	1	-	-	-	-	-	-	-	-	-	-	2	2	2
	2023	-	-	-	-	-	-	1	-	-	-	-	-	0	↔	1
<b>Contested Divorce</b>	2024	4	3	1	2	1	-	-	-	-	-	-	-	11	10%	11
	2023	2	2	3	1	2	2	-	1	-	1	-	-	10	▲	14
<b>Domestic and Family - Level 1</b>	2024	-	3	5	3	16	-	-	-	-	-	-	-	27	-27%	27
	2023	8	-	14	10	5	15	1	4	10	19	2	2	37	▼	90
<b>Domestic and Family - Level 2</b>	2024	3	1	3	1	-	-	-	-	-	-	-	-	8	-27%	8
	2023	2	3	2	3	1	-	2	1	-	1	-	1	11	▼	16
<b>Felonies and Related Matters</b>	2024	55	49	28	30	19	-	-	-	-	-	-	-	181	2%	181
	2023	43	31	32	38	34	49	44	32	54	37	30	44	178	▲	468
<b>General Civil - Level 2</b>	2024	3	2	5	4	6	-	-	-	-	-	-	-	20	43%	20
	2023	4	4	1	2	3	1	9	6	4	3	1	1	14	▲	39
<b>General Civil - Level 3</b>	2024	-	8	4	3	-	-	-	-	-	-	-	-	15	67%	15
	2023	1	-	3	2	3	3	-	2	2	3	2	-	9	▲	21
<b>Miscellaneous Civil</b>	2024	88	90	78	107	84	-	-	-	-	-	-	-	447	-5%	447
	2023	104	93	103	85	87	73	59	67	71	94	76	83	472	▼	995
<b>Misdemeanor</b>	2024	9	25	22	14	10	-	-	-	-	-	-	-	80	-14%	80
	2023	26	17	17	13	20	12	20	12	20	8	9	17	93	▼	191
<b>Other</b>	2024	58	38	45	58	61	-	-	-	-	-	-	-	260	5%	260
	2023	63	47	49	31	58	56	45	68	43	29	29	51	248	▲	569
<b>Other Criminally Related Matters</b>	2024	2	12	2	7	46	-	-	-	-	-	-	-	69	47%	69
	2023	22	5	4	8	8	15	10	13	21	21	2	2	47	▲	131
<b>Probates/Wills &amp; Trusts - Level 1</b>	2024	-	-	-	-	-	-	-	-	-	-	-	-	0	-100%	0
	2023	-	-	1	-	1	-	-	-	1	1	-	-	2	▼	4
<b>Probates/Wills &amp; Trusts - Level 2</b>	2024	2	1	-	2	1	-	-	-	-	-	-	-	6	0%	6
	2023	3	-	2	1	-	-	1	1	-	1	-	-	6	↔	9
<b>Uncontested Divorce</b>	2024	3	5	3	4	7	-	-	-	-	-	-	-	22	10%	22
	2023	7	-	2	5	6	5	4	1	2	7	2	6	20	▲	47

Dashboard		Monthly Filings Summary		Jan --- May Filings	
<p><b>Court:</b> Bedford Circuit  <b>Start/End Date:</b> Jan-23 / May-24  <b>2023 Average Month:</b> 451  <b>Jan-May 2023:</b> 2,526  <b>Filings Trending:</b> ▼</p>	<p><b>Circuit/Court ID:</b> 24 224019  <b>Type of Case:</b> Filings  <b>2024 Average Month:</b> 447  <b>Jan-May 2024 :</b> 2,234  <b>Overall AVG. Month:</b> 450</p>	<p>Jan 23 - May 24</p>		<div style="display: flex; justify-content: space-around;"> <div style="text-align: center;"> <p><b>2,234</b></p> <p>2024</p> </div> <div style="text-align: center;"> <p><b>2,526</b></p> <p>2023</p> </div> </div>	

Filings by Division																
Divisions		Jan	Feb	Mar	Apr	May	Jun	Jul	Aug	Sep	Oct	Nov	Dec	Thru May	% Change	Total
<b>Total</b>	2024	436	540	476	395	387	-	-	-	-	-	-	-	2,234	-12%	2,234
	2023	535	466	573	466	486	460	392	431	388	447	429	344	2,526	▼	5,417
<b>Civil</b>	2024	47	74	64	66	33	-	-	-	-	-	-	-	284	-7%	284
	2023	42	67	66	62	70	67	50	63	64	78	49	38	307	▼	716
<b>Criminal</b>	2024	89	149	123	86	113	-	-	-	-	-	-	-	560	-7%	560
	2023	119	84	137	136	127	137	107	139	118	88	101	90	603	▼	1,383
<b>Concealed Handgun Permits</b>	2024	222	232	215	174	149	-	-	-	-	-	-	-	992	-23%	992
	2023	325	260	275	211	209	192	172	160	154	219	219	158	1,280	▼	2,554
<b>Miscellaneous/ Other</b>	2024	78	85	73	69	92	-	-	-	-	-	-	-	397	19%	397
	2023	49	55	95	57	79	64	63	69	52	62	60	58	335	▲	763
<b>Others</b>	2024	-	-	1	-	-	-	-	-	-	-	-	-	1	0%	1
	2023	-	-	-	-	1	-	-	-	-	-	-	-	1	↔	1

Filings by Case Category																
Case Categories		Jan	Feb	Mar	Apr	May	Jun	Jul	Aug	Sep	Oct	Nov	Dec	Thru May	% Change	Total
<b>Administrative Law</b>	2024	-	-	1	-	-	-	-	-	-	-	-	-	1	1	1
	2023	-	-	-	-	-	1	1	-	-	-	-	1	-	0	↔
<b>Capital Murder</b>	2024	-	-	-	-	-	-	-	-	-	-	-	-	0	0	0
	2023	-	-	-	-	-	-	1	-	-	-	-	-	-	0	↔
<b>Contested Divorce</b>	2024	9	10	6	-	4	-	-	-	-	-	-	-	29	4%	29
	2023	6	8	9	3	2	11	5	8	6	2	1	2	28	▲	63
<b>Domestic and Family - Level 1</b>	2024	7	19	16	19	6	-	-	-	-	-	-	-	67	40%	67
	2023	9	8	9	12	10	9	11	8	20	21	14	7	48	▲	138
<b>Domestic and Family - Level 2</b>	2024	5	8	8	2	3	-	-	-	-	-	-	-	26	-33%	26
	2023	4	17	5	9	4	7	5	12	7	3	4	3	39	▼	80
<b>Felonies and Related Matters</b>	2024	73	117	74	55	60	-	-	-	-	-	-	-	379	-20%	379
	2023	93	67	106	113	94	66	85	88	83	38	75	55	473	▼	963
<b>General Civil - Level 1</b>	2024	-	1	1	-	-	-	-	-	-	-	-	-	2	-33%	2
	2023	1	1	-	-	1	-	-	-	1	2	-	-	3	▼	6
<b>General Civil - Level 2</b>	2024	10	9	10	16	10	-	-	-	-	-	-	-	55	-17%	55
	2023	9	9	15	16	17	5	12	15	10	23	10	7	66	▼	148
<b>General Civil - Level 3</b>	2024	10	5	2	6	2	-	-	-	-	-	-	-	25	-38%	25
	2023	4	7	7	8	14	10	8	1	3	9	7	10	40	▼	88
<b>Miscellaneous Civil</b>	2024	251	276	250	204	197	-	-	-	-	-	-	-	1,178	-19%	1,178
	2023	356	289	323	240	242	221	209	200	182	250	250	185	1,450	▼	2,947
<b>Misdemeanor</b>	2024	11	20	26	14	38	-	-	-	-	-	-	-	109	76%	109
	2023	13	8	19	5	17	12	21	42	15	24	20	24	62	▲	220
<b>Other</b>	2024	43	43	35	37	39	-	-	-	-	-	-	-	197	30%	197
	2023	15	25	41	25	45	32	23	28	20	27	26	30	151	▲	337
<b>Other Criminally Related Matters</b>	2024	5	12	23	22	15	-	-	-	-	-	-	-	77	-1%	77
	2023	13	9	14	21	21	60	-	9	20	26	6	11	78	▼	210
<b>Probates/Wills &amp; Trusts - Level 1</b>	2024	-	-	-	1	1	-	-	-	-	-	-	-	2	0%	2
	2023	2	-	-	-	-	-	-	3	-	1	-	-	2	↔	6
<b>Probates/Wills &amp; Trusts - Level 2</b>	2024	1	4	5	3	1	-	-	-	-	-	-	-	14	-22%	14
	2023	2	4	5	2	5	11	4	5	8	4	-	2	18	▼	52
<b>Uncontested Divorce</b>	2024	11	16	19	16	11	-	-	-	-	-	-	-	73	7%	73
	2023	8	14	20	12	14	15	7	12	13	17	15	8	68	▲	155

Dashboard		Monthly Filings Summary		Jan --- May Filings	
<b>Court:</b> Campbell Circuit	<b>Circuit/Court ID:</b> 24 224031				
<b>Start/End Date:</b> Jan-23 / May-24	<b>Type of Case:</b> Filings				
<b>2023 Average Month:</b> 282	<b>2024 Average Month:</b> 321				
<b>Jan-May 2023:</b> 1,621	<b>Jan-May 2024 :</b> 1,605				
<b>Filings Trending:</b> ↔	<b>Overall AVG. Month:</b> 294				

Filings by Division																
Divisions		Jan	Feb	Mar	Apr	May	Jun	Jul	Aug	Sep	Oct	Nov	Dec	Thru May	% Change	Total
<b>Total</b>	2024	304	320	346	298	337	-	-	-	-	-	-	-	1,605	-1%	1,605
	2023	364	329	347	281	300	311	204	227	217	263	265	281	1,621	▼	3,389
<b>Civil</b>	2024	37	41	33	43	38	-	-	-	-	-	-	-	192	-3%	192
	2023	29	44	41	38	45	63	31	37	19	27	33	33	197	▼	440
<b>Criminal</b>	2024	87	84	108	77	153	-	-	-	-	-	-	-	509	11%	509
	2023	102	87	102	78	91	137	50	53	78	76	65	90	460	▲	1,009
<b>Concealed Handgun Permits</b>	2024	144	151	154	130	109	-	-	-	-	-	-	-	688	-13%	688
	2023	192	173	165	134	128	93	92	109	90	124	126	130	792	▼	1,556
<b>Miscellaneous/ Other</b>	2024	36	44	51	48	37	-	-	-	-	-	-	-	216	26%	216
	2023	41	25	39	31	36	18	31	28	30	36	41	28	172	▲	384

Filings by Case Category																
Case Categories		Jan	Feb	Mar	Apr	May	Jun	Jul	Aug	Sep	Oct	Nov	Dec	Thru May	% Change	Total
<b>Administrative Law</b>	2024	-	1	-	-	-	-	-	-	-	-	-	-	1	1	1
	2023	-	-	-	-	-	-	-	-	1	-	-	-	0	↔	1
<b>Capital Murder</b>	2024	-	-	-	-	-	-	-	-	-	-	-	-	0	0	0
	2023	-	-	-	-	-	-	1	-	-	-	-	-	0	↔	1
<b>Contested Divorce</b>	2024	4	8	9	4	3	-	-	-	-	-	-	-	28	47%	28
	2023	2	5	5	3	4	5	6	3	3	-	1	2	19	▲	39
<b>Domestic and Family - Level 1</b>	2024	4	2	2	10	9	-	-	-	-	-	-	-	27	-16%	27
	2023	11	6	4	2	9	3	4	8	3	4	2	1	32	▼	57
<b>Domestic and Family - Level 2</b>	2024	2	2	-	2	2	-	-	-	-	-	-	-	8	-33%	8
	2023	1	3	3	1	4	3	2	2	2	-	7	-	12	▼	28
<b>Felonies and Related Matters</b>	2024	34	48	58	49	97	-	-	-	-	-	-	-	286	8%	286
	2023	69	49	60	35	52	91	25	27	46	43	39	48	265	▲	584
<b>General Civil - Level 1</b>	2024	-	-	-	-	-	-	-	-	-	-	-	-	0	-100%	0
	2023	-	-	1	-	3	1	-	-	-	1	-	3	4	▼	9
<b>General Civil - Level 2</b>	2024	5	5	7	9	3	-	-	-	-	-	-	-	29	-38%	29
	2023	6	9	14	9	9	4	9	9	8	9	7	10	47	▼	103
<b>General Civil - Level 3</b>	2024	16	22	10	11	13	-	-	-	-	-	-	-	72	106%	72
	2023	1	6	12	5	11	33	15	8	-	7	3	8	35	▲	109
<b>Miscellaneous Civil</b>	2024	163	167	173	155	130	-	-	-	-	-	-	-	788	-11%	788
	2023	216	190	179	157	145	100	102	125	107	146	150	142	887	▼	1,759
<b>Misdemeanor</b>	2024	49	29	46	24	54	-	-	-	-	-	-	-	202	12%	202
	2023	29	33	39	41	38	41	22	22	25	28	24	41	180	▲	383
<b>Other</b>	2024	11	13	25	21	14	-	-	-	-	-	-	-	84	25%	84
	2023	16	9	19	9	14	10	6	9	12	12	9	11	67	▲	136
<b>Other Criminally Related Matters</b>	2024	4	7	5	4	2	-	-	-	-	-	-	-	22	47%	22
	2023	4	5	3	2	1	5	2	4	7	5	2	2	15	▲	42
<b>Probates/Wills &amp; Trusts - Level 1</b>	2024	-	-	-	-	-	-	-	-	-	-	-	-	0	0	0
	2023	-	-	-	-	-	1	1	-	-	-	-	-	0	↔	2
<b>Probates/Wills &amp; Trusts - Level 2</b>	2024	2	2	2	1	2	-	-	-	-	-	-	-	9	50%	9
	2023	-	3	1	1	1	1	1	2	-	1	2	2	6	▲	15
<b>Protective Orders</b>	2024	1	-	-	-	-	-	-	-	-	-	-	-	1	1	1
	2023	-	-	-	-	-	-	-	-	-	-	-	-	0	↔	0
<b>Uncontested Divorce</b>	2024	9	14	9	8	8	-	-	-	-	-	-	-	48	-8%	48
	2023	9	11	7	16	9	13	8	8	2	8	19	11	52	▼	121

This report reflects data in the case management system. Numbers will update accordingly as reports are refreshed and posted.

Dashboard		Monthly Filings Summary		Jan --- May Filings			
<b>Court:</b> Nelson Circuit <b>Start/End Date:</b> Jan-23 / May-24 <b>2023 Average Month:</b> 93 <b>Jan-May 2023:</b> 513 <b>Filings Trending:</b> ▲	<b>Circuit/Court ID:</b> 24 224125 <b>Type of Case:</b> Filings <b>2024 Average Month:</b> 107 <b>Jan-May 2024 :</b> 536 <b>Overall AVG. Month:</b> 97	<p>Jan 23 - May 24</p>	<table border="1" style="margin: auto;"> <tr> <td style="font-size: 24px; font-weight: bold;">536</td> <td style="font-size: 24px; font-weight: bold;">513</td> </tr> <tr> <td style="font-size: 12px;">2024</td> <td style="font-size: 12px;">2023</td> </tr> </table>	536	513	2024	2023
536	513						
2024	2023						

Filings by Division																
Divisions		Jan	Feb	Mar	Apr	May	Jun	Jul	Aug	Sep	Oct	Nov	Dec	Thru May	% Change	Total
<b>Total</b>	2024	96	154	83	106	97	-	-	-	-	-	-	-	536	4%	536
	2023	85	88	162	66	112	58	70	69	119	122	101	64	513	▲	1,116
<b>Civil</b>	2024	9	16	7	9	9	-	-	-	-	-	-	-	50	-9%	50
	2023	5	13	12	13	12	18	5	4	10	8	5	5	55	▼	110
<b>Criminal</b>	2024	25	92	31	57	50	-	-	-	-	-	-	-	255	0%	255
	2023	26	41	98	29	60	12	34	33	72	78	56	20	254	▲	559
<b>Concealed Handgun Permits</b>	2024	40	36	40	30	28	-	-	-	-	-	-	-	174	4%	174
	2023	47	30	38	18	34	17	22	25	26	29	31	32	167	▲	349
<b>Miscellaneous/ Other</b>	2024	22	10	5	10	10	-	-	-	-	-	-	-	57	54%	57
	2023	7	4	14	6	6	11	9	7	11	6	9	6	37	▲	96
<b>Others</b>	2024	-	-	-	-	-	-	-	-	-	-	-	-	0	0	0
	2023	-	-	-	-	-	-	-	-	-	1	-	-	1	0	↔

Filings by Case Category																
Case Categories		Jan	Feb	Mar	Apr	May	Jun	Jul	Aug	Sep	Oct	Nov	Dec	Thru May	% Change	Total
<b>Administrative Law</b>	2024	-	-	-	-	-	-	-	-	-	-	-	-	0	-100%	0
	2023	1	-	-	-	-	-	-	-	-	-	1	-	1	1	▼
<b>Capital Murder</b>	2024	1	-	-	-	-	-	-	-	-	-	-	-	1	1	1
	2023	-	-	-	-	-	-	-	-	-	-	-	-	-	0	↔
<b>Contested Divorce</b>	2024	-	2	2	2	1	-	-	-	-	-	-	-	7	40%	7
	2023	-	2	2	-	1	1	2	-	-	1	-	-	5	▲	9
<b>Domestic and Family - Level 1</b>	2024	2	1	-	-	1	-	-	-	-	-	-	-	4	-64%	4
	2023	1	2	1	5	2	2	-	-	1	3	1	-	11	▼	18
<b>Domestic and Family - Level 2</b>	2024	-	-	-	-	-	-	-	-	-	-	-	-	0	-100%	0
	2023	-	-	-	1	-	1	-	1	-	-	-	-	1	▼	3
<b>Felonies and Related Matters</b>	2024	15	37	29	43	32	-	-	-	-	-	-	-	156	4%	156
	2023	14	24	65	10	37	10	20	19	32	61	46	10	150	▲	348
<b>General Civil - Level 1</b>	2024	-	-	-	-	-	-	-	-	-	-	-	-	0	-100%	0
	2023	-	-	-	1	-	-	-	-	-	1	-	-	-	1	▼
<b>General Civil - Level 2</b>	2024	5	7	1	3	5	-	-	-	-	-	-	-	21	91%	21
	2023	2	6	1	2	-	7	2	1	2	2	2	1	11	▲	28
<b>General Civil - Level 3</b>	2024	3	5	4	-	-	-	-	-	-	-	-	-	12	9%	12
	2023	2	1	2	2	4	3	1	-	2	-	1	2	11	▲	20
<b>Miscellaneous Civil</b>	2024	56	46	44	40	37	-	-	-	-	-	-	-	223	11%	223
	2023	51	34	52	24	40	28	30	32	34	35	39	38	201	▲	437
<b>Misdemeanor</b>	2024	8	25	2	13	10	-	-	-	-	-	-	-	58	-25%	58
	2023	11	16	19	10	21	2	10	8	15	11	4	5	77	▼	132
<b>Other</b>	2024	-	-	-	-	-	-	-	-	-	-	-	-	0	-100%	0
	2023	1	1	1	-	1	1	-	-	1	1	-	1	4	▼	8
<b>Other Criminally Related Matters</b>	2024	1	30	-	1	8	-	-	-	-	-	-	-	40	43%	40
	2023	1	1	15	9	2	-	5	6	25	6	6	5	28	▲	81
<b>Probates/Wills &amp; Trusts - Level 1</b>	2024	1	-	-	-	-	-	-	-	-	-	-	-	1	0%	1
	2023	-	-	-	1	-	-	-	-	-	-	1	-	1	↔	2
<b>Probates/Wills &amp; Trusts - Level 2</b>	2024	-	-	-	1	1	-	-	-	-	-	-	-	2	0%	2
	2023	-	-	1	1	-	-	-	-	1	1	-	-	2	↔	4
<b>Uncontested Divorce</b>	2024	4	1	1	3	2	-	-	-	-	-	-	-	11	22%	11
	2023	1	1	3	-	4	3	-	2	5	-	1	1	9	▲	21


This report reflects data in the case management system. Numbers will update accordingly as reports are refreshed and posted.

# CPSS-CCMS-10.01 CASELOAD STATISTICS OF THE CIRCUIT COURTS

Lynchburg

January 2023 -- May 2024 Filings

Alexandria and Fairfax Circuit are not Included in State Totals

Dashboard	Monthly Filings Summary	Jan --- May Filings
<p><b>Court:</b> Lynchburg Circuit  <b>Start/End Date:</b> Jan-23 / May-24  <b>2023 Average Month:</b> 494  <b>Jan-May 2023:</b> 2,661  <b>Filings Trending:</b> ▲</p>	<p><b>Circuit/Court ID:</b> 24 224680  <b>Type of Case:</b> Filings  <b>2024 Average Month:</b> 576  <b>Jan-May 2024 :</b> 2,880  <b>Overall AVG. Month:</b> 518</p>	 <p style="text-align: center;">Jan 23 - May 24</p>
		<div style="display: flex; justify-content: space-around;"> <div style="text-align: center;"> <p><b>2,880</b></p> <div style="width: 40px; height: 40px; background-color: #f0e68c; margin: 0 auto;"></div> <p>2024</p> </div> <div style="text-align: center;"> <p><b>2,661</b></p> <div style="width: 40px; height: 40px; background-color: #f0e68c; margin: 0 auto;"></div> <p>2023</p> </div> </div>

Filings by Division																
Divisions		Jan	Feb	Mar	Apr	May	Jun	Jul	Aug	Sep	Oct	Nov	Dec	Thru May	% Change	Total
<b>Total</b>	2024	529	600	564	629	558	-	-	-	-	-	-	-	2,880	8%	2,880
	2023	510	455	673	483	540	401	472	546	463	482	471	435	2,661	▲	5,931
<b>Civil</b>	2024	65	135	95	91	92	-	-	-	-	-	-	-	478	15%	478
	2023	62	66	90	63	135	60	66	108	71	59	67	99	416	▲	946
<b>Criminal</b>	2024	267	242	247	327	227	-	-	-	-	-	-	-	1,310	11%	1,310
	2023	258	185	324	205	207	192	251	262	234	263	213	181	1,179	▲	2,775
<b>Concealed Handgun Permits</b>	2024	83	94	75	84	72	-	-	-	-	-	-	-	408	-17%	408
	2023	82	88	130	103	91	73	73	70	65	70	85	65	494	▼	995
<b>Miscellaneous/Other</b>	2024	113	129	147	126	167	-	-	-	-	-	-	-	682	20%	682
	2023	108	115	129	111	107	76	81	105	93	89	106	89	570	▲	1,209
<b>Others</b>	2024	1	-	-	1	-	-	-	-	-	-	-	-	2	0%	2
	2023	-	1	-	1	-	-	1	1	-	1	-	1	2	↔	6

Filings by Case Category																
Case Categories		Jan	Feb	Mar	Apr	May	Jun	Jul	Aug	Sep	Oct	Nov	Dec	Thru May	% Change	Total
<b>Administrative Law</b>	2024	-	-	-	-	-	-	-	-	-	-	-	-	0	-100%	0
	2023	-	-	1	-	-	-	-	-	-	-	1	1	1	1	▼
<b>Capital Murder</b>	2024	-	2	-	2	-	-	-	-	-	-	-	-	4	4	4
	2023	-	-	-	-	-	-	3	-	-	-	-	-	0	↔	3
<b>Contested Divorce</b>	2024	9	7	9	11	4	-	-	-	-	-	-	-	40	-5%	40
	2023	7	7	10	7	11	7	7	6	4	7	9	9	42	▼	91
<b>Domestic and Family - Level 1</b>	2024	3	74	22	18	17	-	-	-	-	-	-	-	134	-9%	134
	2023	19	15	35	9	69	12	14	28	21	13	22	47	147	▼	304
<b>Domestic and Family - Level 2</b>	2024	3	4	4	2	2	-	-	-	-	-	-	-	15	-21%	15
	2023	2	2	5	6	4	4	4	4	3	2	4	3	19	▼	43
<b>Felonies and Related Matters</b>	2024	162	115	151	229	121	-	-	-	-	-	-	-	778	13%	778
	2023	149	93	207	127	113	113	161	165	144	152	124	109	689	▲	1,657
<b>General Civil - Level 1</b>	2024	-	3	2	1	3	-	-	-	-	-	-	-	9	29%	9
	2023	2	2	1	1	1	1	2	1	1	1	3	1	7	▲	17
<b>General Civil - Level 2</b>	2024	16	13	21	26	14	-	-	-	-	-	-	-	90	30%	90
	2023	12	14	14	15	14	10	15	18	9	16	11	12	69	▲	160
<b>General Civil - Level 3</b>	2024	13	18	20	14	18	-	-	-	-	-	-	-	83	102%	83
	2023	5	11	8	7	10	11	4	9	2	6	4	6	41	▲	83
<b>Miscellaneous Civil</b>	2024	112	140	130	128	153	-	-	-	-	-	-	-	663	-1%	663
	2023	114	119	181	132	125	97	109	111	108	105	124	95	671	▼	1,420
<b>Misdemeanor</b>	2024	96	95	78	80	108	-	-	-	-	-	-	-	457	14%	457
	2023	95	77	103	54	71	55	64	83	81	98	76	59	400	▲	916
<b>Other</b>	2024	80	81	93	78	85	-	-	-	-	-	-	-	417	8%	417
	2023	75	83	79	81	68	49	43	62	51	52	64	61	386	▲	768
<b>Other Criminally Related Matters</b>	2024	17	31	19	21	14	-	-	-	-	-	-	-	102	3%	102
	2023	16	15	15	24	29	26	25	29	27	18	15	13	99	▲	252
<b>Probates/Wills &amp; Trusts - Level 1</b>	2024	-	2	-	-	-	-	-	-	-	-	-	-	2	2	2
	2023	-	-	-	-	-	-	-	1	-	-	-	1	0	↔	2
<b>Probates/Wills &amp; Trusts - Level 2</b>	2024	3	3	2	3	3	-	-	-	-	-	-	-	14	56%	14
	2023	1	1	2	2	3	1	6	2	2	1	2	1	9	▲	24
<b>Protective Orders</b>	2024	-	-	-	-	-	-	-	-	-	-	-	-	0	0	0
	2023	-	-	-	-	-	-	2	-	-	-	-	-	0	↔	2
<b>Uncontested Divorce</b>	2024	15	12	13	16	16	-	-	-	-	-	-	-	72	-11%	72
	2023	13	16	12	18	22	15	13	27	10	10	12	17	81	▼	185

This report reflects data in the case management system. Numbers will update accordingly as reports are refreshed and posted.

# CPSS-CCMS-10.01 CASELOAD STATISTICS OF THE CIRCUIT COURTS

Allegheny

January 2023 -- May 2024 Filings


Alexandria and Fairfax Circuit are not Included in State Totals

## Dashboard

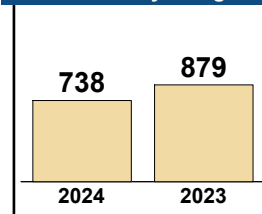
**Court:** Allegheny Circuit  
**Start/End Date:** Jan-23 / May-24  
**2023 Average Month:** 159  
**Jan-May 2023:** 879  
**Filings Trending:** ▼

**Circuit/Court ID:** 25 225005  
**Type of Case:** Filings  
**2024 Average Month:** 148  
**Jan-May 2024 :** 738  
**Overall AVG. Month:** 155

## Monthly Filings Summary



## Jan --- May Filings



## Filings by Division

Divisions		Jan	Feb	Mar	Apr	May	Jun	Jul	Aug	Sep	Oct	Nov	Dec	Thru May	% Change	Total
<b>Total</b>	2024	137	129	145	216	111	-	-	-	-	-	-	-	738	-16%	738
	2023	165	124	177	228	185	160	173	178	90	199	102	122	879	▼	1,903
<b>Civil</b>	2024	5	7	10	8	14	-	-	-	-	-	-	-	44	-41%	44
	2023	9	13	26	11	16	34	28	15	6	11	14	12	75	▼	195
<b>Criminal</b>	2024	86	72	77	164	56	-	-	-	-	-	-	-	455	-5%	455
	2023	83	52	63	162	117	88	97	101	46	119	44	60	477	▼	1,032
<b>Concealed Handgun Permits</b>	2024	38	37	47	29	33	-	-	-	-	-	-	-	184	-32%	184
	2023	64	47	71	47	42	28	37	44	28	50	35	33	271	▼	526
<b>Miscellaneous/ Other</b>	2024	8	13	11	14	8	-	-	-	-	-	-	-	54	0%	54
	2023	9	11	16	8	10	10	11	18	10	19	9	17	54	↔	148
<b>Others</b>	2024	-	-	-	1	-	-	-	-	-	-	-	-	1	-50%	1
	2023	-	1	1	-	-	-	-	-	-	-	-	-	2	▼	2

## Filings by Case Category

Case Categories		Jan	Feb	Mar	Apr	May	Jun	Jul	Aug	Sep	Oct	Nov	Dec	Thru May	% Change	Total
<b>Administrative Law</b>	2024	-	-	-	-	-	-	-	-	-	-	-	-	0	0	0
	2023	-	-	-	-	-	-	-	-	-	-	1	-	0	↔	1
<b>Capital Murder</b>	2024	-	-	-	1	-	-	-	-	-	-	-	-	1	1	1
	2023	-	-	-	-	-	-	-	-	-	-	-	-	0	↔	0
<b>Contested Divorce</b>	2024	1	1	2	1	2	-	-	-	-	-	-	-	7	0%	7
	2023	1	-	3	-	3	1	6	4	1	-	1	1	7	↔	21
<b>Domestic and Family - Level 1</b>	2024	-	-	-	-	2	-	-	-	-	-	-	-	2	-67%	2
	2023	1	3	1	1	-	3	7	2	-	-	-	1	6	▼	19
<b>Domestic and Family - Level 2</b>	2024	1	1	1	1	1	-	-	-	-	-	-	-	5	0%	5
	2023	1	3	1	-	-	-	2	-	1	1	-	-	5	↔	9
<b>Felonies and Related Matters</b>	2024	52	46	49	124	36	-	-	-	-	-	-	-	307	-13%	307
	2023	48	27	49	146	81	54	78	71	34	88	31	32	351	▼	739
<b>General Civil - Level 1</b>	2024	-	-	-	-	-	-	-	-	-	-	-	-	0	-100%	0
	2023	-	-	2	1	-	1	1	-	-	-	1	-	3	▼	6
<b>General Civil - Level 2</b>	2024	2	1	3	1	3	-	-	-	-	-	-	-	10	-17%	10
	2023	1	2	3	3	3	2	1	1	2	4	-	2	12	▼	24
<b>General Civil - Level 3</b>	2024	1	-	2	-	-	-	-	-	-	-	-	-	3	-63%	3
	2023	1	-	1	-	6	19	4	2	-	2	3	4	8	▼	42
<b>Miscellaneous Civil</b>	2024	44	50	57	41	40	-	-	-	-	-	-	-	232	-28%	232
	2023	72	58	86	54	51	37	46	61	37	63	43	48	321	▼	656
<b>Misdemeanor</b>	2024	31	18	24	38	13	-	-	-	-	-	-	-	124	8%	124
	2023	34	21	11	15	34	34	19	25	10	27	10	27	115	▲	267
<b>Other</b>	2024	1	-	-	1	-	-	-	-	-	-	-	-	2	-71%	2
	2023	-	2	3	1	1	-	-	-	-	-	1	-	7	▼	8
<b>Other Criminally Related Matters</b>	2024	3	8	4	4	7	-	-	-	-	-	-	-	26	136%	26
	2023	1	4	3	1	2	1	-	5	2	4	3	1	11	▲	27
<b>Probates/Wills &amp; Trusts - Level 1</b>	2024	-	-	-	-	1	-	-	-	-	-	-	-	1	1	1
	2023	-	-	-	-	-	-	-	-	-	-	-	-	0	↔	0
<b>Probates/Wills &amp; Trusts - Level 2</b>	2024	-	2	-	1	1	-	-	-	-	-	-	-	4	-56%	4
	2023	1	2	5	1	-	2	-	1	-	-	5	1	9	▼	18
<b>Uncontested Divorce</b>	2024	1	2	3	3	5	-	-	-	-	-	-	-	14	-42%	14
	2023	4	2	9	5	4	6	9	6	3	7	6	5	24	▼	66

This report reflects data in the case management system. Numbers will update accordingly as reports are refreshed and posted.



CPSS-CCMS-10.01 CASELOAD STATISTICS OF THE CIRCUIT COURTS

Augusta

January 2023 -- May 2024 Filings

Alexandria and Fairfax Circuit are not Included in State Totals

Dashboard		Monthly Filings Summary		Jan --- May Filings			
<b>Court:</b> Augusta Circuit <b>Start/End Date:</b> Jan-23 / May-24 <b>2023 Average Month:</b> 458 <b>Jan-May 2023:</b> 2,545 <b>Filings Trending:</b> ↔		<b>Circuit/Court ID:</b> 25 225015 <b>Type of Case:</b> Filings <b>2024 Average Month:</b> 518 <b>Jan-May 2024 :</b> 2,589 <b>Overall AVG. Month:</b> 475					

Filings by Division																
Divisions		Jan	Feb	Mar	Apr	May	Jun	Jul	Aug	Sep	Oct	Nov	Dec	Thru May	% Change	Total
<b>Total</b>	2024	518	554	604	537	376	-	-	-	-	-	-	-	2,589	2%	2,589
	2023	532	534	559	448	472	427	392	417	395	459	437	420	2,545	▲	5,492
<b>Civil</b>	2024	43	56	46	58	50	-	-	-	-	-	-	-	253	-3%	253
	2023	52	65	48	39	57	39	36	56	26	57	50	45	261	▼	570
<b>Criminal</b>	2024	196	202	251	190	109	-	-	-	-	-	-	-	948	15%	948
	2023	170	141	174	173	169	169	136	171	168	181	166	140	827	▲	1,958
<b>Concealed Handgun Permits</b>	2024	171	211	236	195	137	-	-	-	-	-	-	-	950	-8%	950
	2023	219	241	235	170	164	126	132	126	132	139	155	140	1,029	▼	1,979
<b>Miscellaneous/Other</b>	2024	97	77	65	89	76	-	-	-	-	-	-	-	404	-4%	404
	2023	89	86	100	63	81	91	88	60	69	82	60	91	419	▼	960
<b>Others</b>	2024	11	8	6	5	4	-	-	-	-	-	-	-	34	278%	34
	2023	2	1	2	3	1	2	-	4	-	-	6	4	9	▲	25

Filings by Case Category																
Case Categories		Jan	Feb	Mar	Apr	May	Jun	Jul	Aug	Sep	Oct	Nov	Dec	Thru May	% Change	Total
<b>Administrative Law</b>	2024	-	1	-	-	-	-	-	-	-	-	-	-	1	-67%	1
	2023	1	1	1	-	-	-	-	1	4	-	4	-	3	▼	12
<b>Capital Murder</b>	2024	1	-	-	-	-	-	-	-	-	-	-	-	1	1	1
	2023	-	-	-	-	-	-	-	-	-	-	-	-	0	↔	0
<b>Contested Divorce</b>	2024	3	9	7	6	3	-	-	-	-	-	-	-	28	-7%	28
	2023	6	9	6	3	6	6	6	8	2	6	2	5	30	▼	65
<b>Domestic and Family - Level 1</b>	2024	6	7	5	9	6	-	-	-	-	-	-	-	33	38%	33
	2023	7	2	1	4	10	5	6	8	-	6	2	14	24	▲	65
<b>Domestic and Family - Level 2</b>	2024	7	5	7	8	12	-	-	-	-	-	-	-	39	-25%	39
	2023	1	37	4	4	6	2	3	5	2	6	6	5	52	▼	81
<b>Felonies and Related Matters</b>	2024	142	145	209	143	81	-	-	-	-	-	-	-	720	26%	720
	2023	107	100	113	114	136	106	90	119	110	104	129	92	570	▲	1,320
<b>General Civil - Level 1</b>	2024	-	-	1	-	-	-	-	-	-	-	-	-	1	-67%	1
	2023	-	-	2	-	1	-	-	-	-	-	-	-	3	▼	3
<b>General Civil - Level 2</b>	2024	8	9	3	7	7	-	-	-	-	-	-	-	34	-6%	34
	2023	5	4	13	7	7	2	6	10	4	8	6	3	36	▼	75
<b>General Civil - Level 3</b>	2024	4	7	7	11	8	-	-	-	-	-	-	-	37	9%	37
	2023	10	5	5	6	8	7	7	3	4	9	20	6	34	▲	90
<b>Miscellaneous Civil</b>	2024	195	246	263	247	163	-	-	-	-	-	-	-	1,114	-8%	1,114
	2023	247	278	285	201	202	167	167	154	168	177	181	164	1,213	▼	2,391
<b>Misdemeanor</b>	2024	49	55	40	44	24	-	-	-	-	-	-	-	212	-7%	212
	2023	60	34	56	50	29	53	43	49	53	73	34	47	229	▼	581
<b>Other</b>	2024	85	49	42	38	49	-	-	-	-	-	-	-	263	13%	263
	2023	60	49	49	32	42	52	51	35	31	40	39	71	232	▲	551
<b>Other Criminally Related Matters</b>	2024	5	3	3	3	4	-	-	-	-	-	-	-	18	-38%	18
	2023	4	7	5	9	4	10	4	4	5	6	3	1	29	▼	62
<b>Probates/Wills &amp; Trusts - Level 1</b>	2024	-	-	-	1	-	-	-	-	-	-	-	-	1	1	1
	2023	-	-	-	-	-	-	-	-	1	-	-	-	0	↔	2
<b>Probates/Wills &amp; Trusts - Level 2</b>	2024	-	5	2	2	1	-	-	-	-	-	-	-	10	-44%	10
	2023	6	1	4	1	6	1	2	5	3	4	3	4	18	▼	40
<b>Uncontested Divorce</b>	2024	13	13	15	18	18	-	-	-	-	-	-	-	77	7%	77
	2023	18	7	15	17	15	16	7	16	8	20	8	7	72	▲	154


This report reflects data in the case management system. Numbers will update accordingly as reports are refreshed and posted.

Dashboard

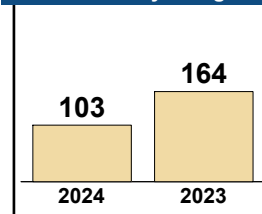
**Court:** Bath Circuit  
**Start/End Date:** Jan-23 / May-24  
**2023 Average Month:** 30  
**Jan-May 2023:** 164  
**Filings Trending:** ▼

**Circuit/Court ID:** 25 225017  
**Type of Case:** Filings  
**2024 Average Month:** 21  
**Jan-May 2024 :** 103  
**Overall AVG. Month:** 27

Monthly Filings Summary



Jan --- May Filings



Filings by Division

Divisions		Jan	Feb	Mar	Apr	May	Jun	Jul	Aug	Sep	Oct	Nov	Dec	Thru May	% Change	Total
<b>Total</b>	2024	28	17	11	28	19	-	-	-	-	-	-	-	103	-37%	103
	2023	50	23	29	41	21	19	40	32	29	17	22	34	164	▼	357
<b>Civil</b>	2024	1	2	-	4	1	-	-	-	-	-	-	-	8	0%	8
	2023	1	-	2	3	2	3	-	2	1	1	-	6	8	↔	21
<b>Criminal</b>	2024	19	4	1	8	1	-	-	-	-	-	-	-	33	-41%	33
	2023	27	7	1	20	1	-	9	9	15	4	3	6	56	▼	102
<b>Concealed Handgun Permits</b>	2024	7	10	8	13	15	-	-	-	-	-	-	-	53	-36%	53
	2023	19	16	23	13	12	12	28	17	10	12	18	18	83	▼	198
<b>Miscellaneous/ Other</b>	2024	1	1	2	3	2	-	-	-	-	-	-	-	9	-47%	9
	2023	3	-	3	5	6	4	3	4	3	-	1	4	17	▼	36

Filings by Case Category

Case Categories		Jan	Feb	Mar	Apr	May	Jun	Jul	Aug	Sep	Oct	Nov	Dec	Thru May	% Change	Total
<b>Contested Divorce</b>	2024	-	1	-	1	1	-	-	-	-	-	-	-	3	200%	3
	2023	-	-	-	-	1	1	-	-	1	-	-	1	1	▲	4
<b>Domestic and Family - Level 1</b>	2024	-	1	-	-	1	-	-	-	-	-	-	-	2	0%	2
	2023	-	-	2	-	-	-	-	-	-	-	-	-	2	↔	2
<b>Domestic and Family - Level 2</b>	2024	-	-	-	-	-	-	-	-	-	-	-	-	0	0	0
	2023	-	-	-	-	-	1	-	-	-	-	-	-	0	↔	1
<b>Felonies and Related Matters</b>	2024	15	3	1	8	1	-	-	-	-	-	-	-	28	-46%	28
	2023	25	5	1	20	1	-	3	4	13	2	2	5	52	▼	81
<b>General Civil - Level 1</b>	2024	1	-	-	-	-	-	-	-	-	-	-	-	1	0%	1
	2023	1	-	-	-	-	-	-	-	-	-	-	-	1	↔	1
<b>General Civil - Level 2</b>	2024	-	1	-	-	-	-	-	-	-	-	-	-	1	-80%	1
	2023	1	-	2	2	-	2	1	2	1	1	-	1	5	▼	13
<b>General Civil - Level 3</b>	2024	-	-	1	2	-	-	-	-	-	-	-	-	3	200%	3
	2023	-	-	-	-	1	1	1	1	-	-	-	3	1	▲	7
<b>Miscellaneous Civil</b>	2024	7	10	9	14	16	-	-	-	-	-	-	-	56	-40%	56
	2023	21	16	24	16	16	14	29	19	12	12	19	21	93	▼	219
<b>Misdemeanor</b>	2024	3	1	-	-	-	-	-	-	-	-	-	-	4	33%	4
	2023	1	2	-	-	-	-	4	3	2	2	1	1	3	▲	16
<b>Other</b>	2024	-	-	-	-	-	-	-	-	-	-	-	-	0	0	0
	2023	-	-	-	-	-	-	-	-	-	-	-	1	0	↔	1
<b>Other Criminally Related Matters</b>	2024	1	-	-	-	-	-	-	-	-	-	-	-	1	0%	1
	2023	1	-	-	-	-	-	2	2	-	-	-	-	1	↔	5
<b>Probates/Wills &amp; Trusts - Level 2</b>	2024	-	-	-	2	-	-	-	-	-	-	-	-	2	0%	2
	2023	-	-	-	2	-	-	-	1	-	-	-	-	2	↔	3
<b>Uncontested Divorce</b>	2024	1	-	-	1	-	-	-	-	-	-	-	-	2	-33%	2
	2023	-	-	-	1	2	-	-	-	-	-	-	1	3	▼	4

Dashboard		Monthly Filings Summary		Jan --- May Filings	
<p><b>Court:</b> Botetourt Circuit  <b>Start/End Date:</b> Jan-23 / May-24  <b>2023 Average Month:</b> 213  <b>Jan-May 2023:</b> 1,145  <b>Filings Trending:</b> ▼</p>	<p><b>Circuit/Court ID:</b> 25 225023  <b>Type of Case:</b> Filings  <b>2024 Average Month:</b> 180  <b>Jan-May 2024 :</b> 899  <b>Overall AVG. Month:</b> 203</p>	<p>Jan 23 - May 24</p>		<p>899 (2024) vs 1,145 (2023)</p>	

Filings by Division																
Divisions		Jan	Feb	Mar	Apr	May	Jun	Jul	Aug	Sep	Oct	Nov	Dec	Thru May	% Change	Total
<b>Total</b>	2024	185	161	236	148	169	-	-	-	-	-	-	-	899	-21%	899
	2023	198	190	347	205	205	175	157	255	199	244	192	184	1,145	▼	2,551
<b>Civil</b>	2024	18	22	21	24	17	-	-	-	-	-	-	-	102	16%	102
	2023	18	14	16	19	21	15	18	25	18	23	18	18	88	▲	223
<b>Criminal</b>	2024	54	45	114	41	83	-	-	-	-	-	-	-	337	-29%	337
	2023	63	48	207	68	89	68	60	114	94	102	81	72	475	▼	1,066
<b>Concealed Handgun Permits</b>	2024	93	76	81	67	51	-	-	-	-	-	-	-	368	-17%	368
	2023	91	89	92	89	83	72	70	81	68	97	75	68	444	▼	975
<b>Miscellaneous/ Other</b>	2024	20	17	20	16	18	-	-	-	-	-	-	-	91	-34%	91
	2023	26	39	32	29	12	20	9	34	19	22	18	26	138	▼	286
<b>Others</b>	2024	-	1	-	-	-	-	-	-	-	-	-	-	1	1	1
	2023	-	-	-	-	-	-	-	1	-	-	-	-	0	↔	1

Filings by Case Category																
Case Categories		Jan	Feb	Mar	Apr	May	Jun	Jul	Aug	Sep	Oct	Nov	Dec	Thru May	% Change	Total
<b>Administrative Law</b>	2024	-	-	-	-	-	-	-	-	-	-	-	-	0	-100%	0
	2023	-	-	1	-	-	-	-	-	-	1	-	-	-	1	▼
<b>Capital Murder</b>	2024	-	-	-	-	-	-	-	-	-	-	-	-	0	-100%	0
	2023	-	-	1	-	-	-	-	-	-	1	-	-	-	1	▼
<b>Contested Divorce</b>	2024	2	2	2	3	2	-	-	-	-	-	-	-	11	22%	11
	2023	1	2	3	1	2	2	1	1	-	1	2	1	9	▲	17
<b>Domestic and Family - Level 1</b>	2024	3	2	2	6	2	-	-	-	-	-	-	-	15	-21%	15
	2023	1	5	2	5	6	3	-	10	-	14	6	7	19	▼	59
<b>Domestic and Family - Level 2</b>	2024	-	-	1	-	-	-	-	-	-	-	-	-	1	-75%	1
	2023	1	-	1	1	1	1	1	-	2	1	-	1	4	▼	10
<b>Felonies and Related Matters</b>	2024	40	28	93	24	57	-	-	-	-	-	-	-	242	-36%	242
	2023	50	34	183	59	55	47	36	95	67	73	55	58	381	▼	812
<b>General Civil - Level 1</b>	2024	2	-	-	-	-	-	-	-	-	-	-	-	2	2	2
	2023	-	-	-	-	-	-	-	-	-	-	-	-	0	↔	0
<b>General Civil - Level 2</b>	2024	2	4	7	2	8	-	-	-	-	-	-	-	23	28%	23
	2023	2	3	4	3	6	4	5	5	6	3	2	2	18	▲	45
<b>General Civil - Level 3</b>	2024	2	5	3	1	-	-	-	-	-	-	-	-	11	83%	11
	2023	5	-	1	-	-	-	-	2	4	1	4	6	6	▲	23
<b>Miscellaneous Civil</b>	2024	102	86	91	75	60	-	-	-	-	-	-	-	414	-20%	414
	2023	99	113	106	110	87	82	75	95	77	106	87	83	515	▼	1,120
<b>Misdemeanor</b>	2024	9	16	20	11	23	-	-	-	-	-	-	-	79	16%	79
	2023	11	7	16	5	29	17	13	11	20	22	22	12	68	▲	185
<b>Other</b>	2024	10	8	10	9	8	-	-	-	-	-	-	-	45	-29%	45
	2023	16	14	16	8	9	10	4	20	10	11	6	8	63	▼	132
<b>Other Criminally Related Matters</b>	2024	5	1	1	6	3	-	-	-	-	-	-	-	16	-36%	16
	2023	2	7	7	4	5	4	11	8	6	7	4	2	25	▼	67
<b>Probates/Wills &amp; Trusts - Level 1</b>	2024	-	-	-	-	-	-	-	-	-	-	-	-	0	-100%	0
	2023	1	-	-	1	-	-	-	-	-	-	-	-	2	▼	2
<b>Probates/Wills &amp; Trusts - Level 2</b>	2024	2	2	1	-	-	-	-	-	-	-	-	-	5	25%	5
	2023	2	-	2	-	-	-	2	1	-	1	-	2	4	▲	10
<b>Uncontested Divorce</b>	2024	6	7	5	11	6	-	-	-	-	-	-	-	35	21%	35
	2023	7	5	6	6	5	5	9	7	5	4	4	2	29	▲	65

This report reflects data in the case management system. Numbers will update accordingly as reports are refreshed and posted.

Dashboard		Monthly Filings Summary		Jan --- May Filings			
<p><b>Court:</b> Craig Circuit  <b>Start/End Date:</b> Jan-23 / May-24  <b>2023 Average Month:</b> 33  <b>Jan-May 2023:</b> 169  <b>Filings Trending:</b> ▲</p>	<p><b>Circuit/Court ID:</b> 25 225045  <b>Type of Case:</b> Filings  <b>2024 Average Month:</b>37  <b>Jan-May 2024 :</b> 185  <b>Overall AVG. Month:</b> 34</p>	<p style="text-align: center; font-weight: bold; color: white;">Jan 23 - May 24</p>		<table style="margin: auto;"> <tr> <td style="text-align: center; width: 50%;"> <div style="background-color: #f0e68c; padding: 5px; border: 1px solid black; width: 80px; margin: 0 auto;">185</div> <p style="text-align: center; font-weight: bold; margin: 0;">2024</p> </td> <td style="text-align: center; width: 50%;"> <div style="background-color: #f0e68c; padding: 5px; border: 1px solid black; width: 80px; margin: 0 auto;">169</div> <p style="text-align: center; font-weight: bold; margin: 0;">2023</p> </td> </tr> </table>		<div style="background-color: #f0e68c; padding: 5px; border: 1px solid black; width: 80px; margin: 0 auto;">185</div> <p style="text-align: center; font-weight: bold; margin: 0;">2024</p>	<div style="background-color: #f0e68c; padding: 5px; border: 1px solid black; width: 80px; margin: 0 auto;">169</div> <p style="text-align: center; font-weight: bold; margin: 0;">2023</p>
<div style="background-color: #f0e68c; padding: 5px; border: 1px solid black; width: 80px; margin: 0 auto;">185</div> <p style="text-align: center; font-weight: bold; margin: 0;">2024</p>	<div style="background-color: #f0e68c; padding: 5px; border: 1px solid black; width: 80px; margin: 0 auto;">169</div> <p style="text-align: center; font-weight: bold; margin: 0;">2023</p>						

Filings by Division																
Divisions		Jan	Feb	Mar	Apr	May	Jun	Jul	Aug	Sep	Oct	Nov	Dec	Thru May	% Change	Total
Total	2024	29	33	30	59	34	-	-	-	-	-	-	-	185	9%	185
	2023	38	35	54	24	18	37	23	35	38	33	42	21	169	▲	398
Civil	2024	1	1	3	7	3	-	-	-	-	-	-	-	15	-42%	15
	2023	2	1	17	3	3	1	3	6	1	4	2	3	26	▼	46
Criminal	2024	1	7	5	16	7	-	-	-	-	-	-	-	36	71%	36
	2023	14	-	1	6	-	10	-	9	14	2	16	-	21	▲	72
Concealed Handgun Permits	2024	24	23	16	32	20	-	-	-	-	-	-	-	115	11%	115
	2023	17	32	31	12	12	23	17	18	21	25	22	16	104	▲	246
Miscellaneous/ Other	2024	3	2	6	4	4	-	-	-	-	-	-	-	19	6%	19
	2023	5	2	5	3	3	3	3	2	2	2	2	2	18	▲	34

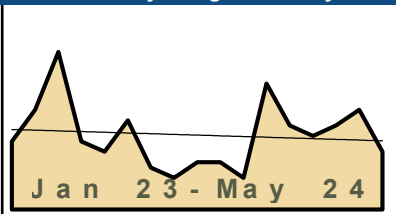
Filings by Case Category																
Case Categories		Jan	Feb	Mar	Apr	May	Jun	Jul	Aug	Sep	Oct	Nov	Dec	Thru May	% Change	Total
Contested Divorce	2024	-	-	-	-	1	-	-	-	-	-	-	-	1	-50%	1
	2023	-	-	-	1	1	-	-	-	-	1	-	2	2	2	▼
Domestic and Family - Level 1	2024	-	-	-	5	-	-	-	-	-	-	-	-	5	-71%	5
	2023	1	-	16	-	-	-	-	4	-	-	-	-	17	▼	21
Domestic and Family - Level 2	2024	-	-	-	-	-	-	-	-	-	-	-	-	0	-100%	0
	2023	-	1	-	-	-	-	-	1	-	1	-	-	1	▼	3
Felonies and Related Matters	2024	1	7	4	13	5	-	-	-	-	-	-	-	30	233%	30
	2023	4	-	-	5	-	10	-	7	10	2	10	-	9	▲	48
General Civil - Level 1	2024	-	-	-	-	-	-	-	-	-	-	-	-	0	0	0
	2023	-	-	-	-	-	-	1	-	-	-	-	-	0	↔	1
General Civil - Level 2	2024	-	1	-	1	1	-	-	-	-	-	-	-	3	3	3
	2023	-	-	-	-	-	-	1	-	-	2	1	-	0	↔	4
General Civil - Level 3	2024	-	-	1	1	-	-	-	-	-	-	-	-	2	0%	2
	2023	-	-	1	-	1	-	-	1	-	-	-	-	2	↔	3
Miscellaneous Civil	2024	27	25	22	36	24	-	-	-	-	-	-	-	134	10%	134
	2023	22	34	36	15	15	26	20	20	22	27	24	18	122	▲	279
Misdemeanor	2024	-	-	1	3	2	-	-	-	-	-	-	-	6	-45%	6
	2023	10	-	-	1	-	-	-	2	4	-	6	-	11	▼	23
Other	2024	-	-	-	-	-	-	-	-	-	-	-	-	0	0	0
	2023	-	-	-	-	-	-	-	-	1	-	-	-	0	↔	1
Other Criminally Related Matters	2024	-	-	-	-	-	-	-	-	-	-	-	-	0	-100%	0
	2023	-	-	1	-	-	-	-	-	-	-	-	-	1	▼	1
Probates/Wills & Trusts - Level 1	2024	-	-	-	-	-	-	-	-	-	-	-	-	0	0	0
	2023	-	-	-	-	-	-	-	-	1	-	-	-	0	↔	1
Uncontested Divorce	2024	1	-	2	-	1	-	-	-	-	-	-	-	4	0%	4
	2023	1	-	-	2	1	1	1	-	-	-	-	1	1	4	↔

Dashboard

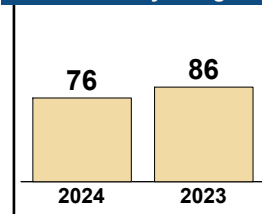
**Court:** Highland Circuit  
**Start/End Date:** Jan-23 / May-24  
**2023 Average Month:** 14  
**Jan-May 2023:** 86  
**Filings Trending:** ▼

**Circuit/Court ID:** 25 225091  
**Type of Case:** Filings  
**2024 Average Month:** 15  
**Jan-May 2024 :** 76  
**Overall AVG. Month:** 14

Monthly Filings Summary



Jan --- May Filings



Filings by Division

Divisions		Jan	Feb	Mar	Apr	May	Jun	Jul	Aug	Sep	Oct	Nov	Dec	Thru May	% Change	Total
<b>Total</b>	2024	16	14	16	19	11	-	-	-	-	-	-	-	76	-12%	76
	2023	13	19	30	13	11	17	8	6	9	9	6	24	86	▼	165
<b>Civil</b>	2024	2	2	3	3	1	-	-	-	-	-	-	-	11	0%	11
	2023	2	3	4	1	1	1	1	-	2	1	-	-	11	↔	16
<b>Criminal</b>	2024	4	1	4	2	-	-	-	-	-	-	-	-	11	-21%	11
	2023	2	-	8	1	3	11	1	-	2	3	2	19	14	▼	52
<b>Concealed Handgun Permits</b>	2024	9	8	6	11	10	-	-	-	-	-	-	-	44	-25%	44
	2023	9	15	18	10	7	5	5	6	3	5	3	4	59	▼	90
<b>Miscellaneous/ Other</b>	2024	1	3	3	3	-	-	-	-	-	-	-	-	10	400%	10
	2023	-	1	-	1	-	-	1	-	2	-	1	1	2	▲	7

Filings by Case Category

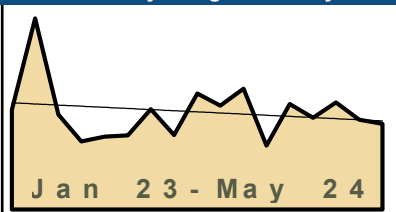
Case Categories		Jan	Feb	Mar	Apr	May	Jun	Jul	Aug	Sep	Oct	Nov	Dec	Thru May	% Change	Total
<b>Contested Divorce</b>	2024	-	-	-	-	-	-	-	-	-	-	-	-	0	-100%	0
	2023	-	-	1	-	1	-	1	-	-	-	-	-	2	▼	3
<b>Domestic and Family - Level 1</b>	2024	-	-	-	-	-	-	-	-	-	-	-	-	0	-100%	0
	2023	-	-	1	-	-	-	-	-	-	-	-	-	1	▼	1
<b>Domestic and Family - Level 2</b>	2024	-	-	-	-	-	-	-	-	-	-	-	-	0	-100%	0
	2023	1	-	-	-	-	-	-	-	-	-	-	-	1	▼	1
<b>Felonies and Related Matters</b>	2024	1	-	3	1	-	-	-	-	-	-	-	-	5	-38%	5
	2023	2	-	4	1	1	7	1	-	2	-	2	18	8	▼	38
<b>General Civil - Level 1</b>	2024	-	-	-	-	-	-	-	-	-	-	-	-	0	-100%	0
	2023	-	-	1	-	-	-	-	-	-	-	-	-	1	▼	1
<b>General Civil - Level 2</b>	2024	-	2	1	2	-	-	-	-	-	-	-	-	5	150%	5
	2023	-	1	1	-	-	-	-	-	1	-	-	-	2	▲	3
<b>General Civil - Level 3</b>	2024	-	-	1	-	-	-	-	-	-	-	-	-	1	0%	1
	2023	-	1	-	-	-	-	-	-	1	-	-	-	1	↔	2
<b>Miscellaneous Civil</b>	2024	10	11	8	14	10	-	-	-	-	-	-	-	53	-13%	53
	2023	9	16	18	11	7	5	6	6	5	5	4	5	61	▼	97
<b>Misdemeanor</b>	2024	3	1	1	1	-	-	-	-	-	-	-	-	6	50%	6
	2023	-	-	2	-	2	4	-	-	-	1	-	1	4	▲	10
<b>Other</b>	2024	-	-	-	-	1	-	-	-	-	-	-	-	1	1	1
	2023	-	-	-	-	-	-	-	-	-	-	-	-	0	↔	0
<b>Other Criminally Related Matters</b>	2024	-	-	-	-	-	-	-	-	-	-	-	-	0	-100%	0
	2023	-	-	2	-	-	-	-	-	-	2	-	-	2	▼	4
<b>Probates/Wills &amp; Trusts - Level 2</b>	2024	1	-	1	1	-	-	-	-	-	-	-	-	3	3	3
	2023	-	-	-	-	-	1	-	-	-	-	-	-	0	↔	1
<b>Uncontested Divorce</b>	2024	1	-	1	-	-	-	-	-	-	-	-	-	2	-33%	2
	2023	1	1	-	1	-	-	-	-	-	1	-	-	3	▼	4

Dashboard

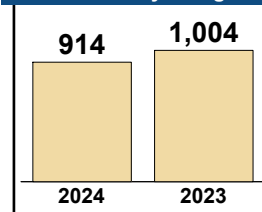
**Court:** Rockbridge Circuit  
**Start/End Date:** Jan-23 / May-24  
**2023 Average Month:** 187  
**Jan-May 2023:** 1,004  
**Filings Trending:** ▼

**Circuit/Court ID:** 25 225163  
**Type of Case:** Filings  
**2024 Average Month:** 183  
**Jan-May 2024 :** 914  
**Overall AVG. Month:** 186

Monthly Filings Summary



Jan --- May Filings



Filings by Division

Divisions		Jan	Feb	Mar	Apr	May	Jun	Jul	Aug	Sep	Oct	Nov	Dec	Thru May	% Change	Total
<b>Total</b>	2024	201	175	204	171	163	-	-	-	-	-	-	-	914	-9%	914
	2023	190	364	181	130	139	141	191	142	221	198	230	122	1,004	▼	2,249
<b>Civil</b>	2024	14	17	25	23	20	-	-	-	-	-	-	-	99	-7%	99
	2023	10	21	34	19	22	18	27	19	26	18	18	14	106	▼	246
<b>Criminal</b>	2024	117	92	102	82	100	-	-	-	-	-	-	-	493	-9%	493
	2023	116	264	50	56	57	75	122	71	156	123	149	59	543	▼	1,298
<b>Concealed Handgun Permits</b>	2024	60	56	66	52	37	-	-	-	-	-	-	-	271	-8%	271
	2023	50	67	82	45	49	39	39	45	28	43	54	39	293	▼	580
<b>Miscellaneous/ Other</b>	2024	10	10	11	14	6	-	-	-	-	-	-	-	51	-18%	51
	2023	14	12	15	10	11	9	3	7	11	14	9	10	62	▼	125

Filings by Case Category

Case Categories		Jan	Feb	Mar	Apr	May	Jun	Jul	Aug	Sep	Oct	Nov	Dec	Thru May	% Change	Total
<b>Administrative Law</b>	2024	-	-	-	1	-	-	-	-	-	-	-	-	1	-50%	1
	2023	-	-	-	1	1	-	-	3	1	1	-	-	2	▼	7
<b>Contested Divorce</b>	2024	2	1	1	1	1	-	-	-	-	-	-	-	6	-57%	6
	2023	2	1	6	3	2	1	3	-	1	3	1	1	14	▼	24
<b>Domestic and Family - Level 1</b>	2024	1	1	2	2	1	-	-	-	-	-	-	-	7	-36%	7
	2023	-	6	2	1	2	-	4	-	5	8	-	5	11	▼	33
<b>Domestic and Family - Level 2</b>	2024	3	4	2	4	2	-	-	-	-	-	-	-	15	15%	15
	2023	1	3	2	4	3	1	8	2	2	-	6	1	13	▲	33
<b>Felonies and Related Matters</b>	2024	73	71	60	54	66	-	-	-	-	-	-	-	324	-13%	324
	2023	73	213	20	28	37	46	85	39	100	85	135	32	371	▼	893
<b>General Civil - Level 2</b>	2024	2	4	5	4	5	-	-	-	-	-	-	-	20	43%	20
	2023	4	2	4	2	2	4	3	4	8	4	8	1	14	▲	46
<b>General Civil - Level 3</b>	2024	2	-	4	6	7	-	-	-	-	-	-	-	19	90%	19
	2023	-	2	4	3	1	4	1	3	3	-	1	2	10	▲	24
<b>Miscellaneous Civil</b>	2024	69	66	76	64	43	-	-	-	-	-	-	-	318	-10%	318
	2023	63	77	97	56	62	48	43	51	39	54	61	49	355	▼	700
<b>Misdemeanor</b>	2024	32	20	21	20	30	-	-	-	-	-	-	-	123	-21%	123
	2023	40	47	29	21	18	25	22	22	52	32	8	22	155	▼	338
<b>Other</b>	2024	1	-	1	2	-	-	-	-	-	-	-	-	4	33%	4
	2023	-	2	1	-	-	-	-	1	-	-	-	1	3	▲	5
<b>Other Criminally Related Matters</b>	2024	12	1	21	8	4	-	-	-	-	-	-	-	46	171%	46
	2023	3	4	1	7	2	4	15	10	4	6	6	5	17	▲	67
<b>Probates/Wills &amp; Trusts - Level 1</b>	2024	1	1	-	-	-	-	-	-	-	-	-	-	2	2	2
	2023	-	-	-	-	-	-	-	-	-	-	-	-	0	↔	0
<b>Probates/Wills &amp; Trusts - Level 2</b>	2024	-	1	2	1	2	-	-	-	-	-	-	-	6	-14%	6
	2023	-	-	1	2	4	2	1	-	-	-	-	-	7	▼	10
<b>Uncontested Divorce</b>	2024	3	5	9	4	2	-	-	-	-	-	-	-	23	-28%	23
	2023	4	7	14	2	5	6	6	7	6	5	4	3	32	▼	69



Dashboard		Monthly Filings Summary		Jan --- May Filings	
<b>Court:</b> Buena Vista Circuit	<b>Circuit/Court ID:</b> 25 225530			<div style="display: flex; justify-content: space-around;"> <div style="text-align: center;"> <p><b>244</b></p> <p>2024</p> </div> <div style="text-align: center;"> <p><b>257</b></p> <p>2023</p> </div> </div>	
<b>Start/End Date:</b> Jan-23 / May-24	<b>Type of Case:</b> Filings				
<b>2023 Average Month:</b> 46	<b>2024 Average Month:</b> 49				
<b>Jan-May 2023:</b> 257	<b>Jan-May 2024 :</b> 244				
<b>Filings Trending:</b> ▼	<b>Overall AVG. Month:</b> 47				

Filings by Division																
Divisions		Jan	Feb	Mar	Apr	May	Jun	Jul	Aug	Sep	Oct	Nov	Dec	Thru May	% Change	Total
<b>Total</b>	2024	49	26	79	44	46	-	-	-	-	-	-	-	244	-5%	244
	2023	63	35	72	46	41	37	45	38	57	56	28	36	257	▼	554
<b>Civil</b>	2024	5	1	5	3	2	-	-	-	-	-	-	-	16	-16%	16
	2023	2	-	6	7	4	4	3	5	4	2	5	3	19	▼	45
<b>Criminal</b>	2024	30	18	57	31	28	-	-	-	-	-	-	-	164	-6%	164
	2023	43	17	55	26	33	23	31	19	50	37	11	19	174	▼	364
<b>Concealed Handgun Permits</b>	2024	11	6	15	9	12	-	-	-	-	-	-	-	53	26%	53
	2023	11	12	9	6	4	5	7	7	2	10	11	11	42	▲	95
<b>Miscellaneous/ Other</b>	2024	3	1	2	1	4	-	-	-	-	-	-	-	11	-48%	11
	2023	7	6	2	6	-	3	4	7	1	7	1	3	21	▼	47
<b>Others</b>	2024	-	-	-	-	-	-	-	-	-	-	-	-	0	-100%	0
	2023	-	-	-	1	-	2	-	-	-	-	-	-	1	▼	3

Filings by Case Category																
Case Categories		Jan	Feb	Mar	Apr	May	Jun	Jul	Aug	Sep	Oct	Nov	Dec	Thru May	% Change	Total
<b>Contested Divorce</b>	2024	-	1	1	-	-	-	-	-	-	-	-	-	2	0%	2
	2023	-	-	1	-	1	1	1	-	-	2	2	-	2	↔	8
<b>Domestic and Family - Level 1</b>	2024	1	-	2	-	-	-	-	-	-	-	-	-	3	0%	3
	2023	-	-	2	-	1	1	1	2	-	-	-	1	3	↔	8
<b>Domestic and Family - Level 2</b>	2024	-	-	-	-	-	-	-	-	-	-	-	-	0	-100%	0
	2023	-	-	1	2	-	-	-	-	1	-	-	-	3	▼	4
<b>Felonies and Related Matters</b>	2024	19	13	45	16	22	-	-	-	-	-	-	-	115	-14%	115
	2023	35	13	46	18	22	17	23	14	32	22	6	13	134	▼	261
<b>General Civil - Level 2</b>	2024	1	-	-	-	1	-	-	-	-	-	-	-	2	0%	2
	2023	-	2	-	-	-	-	-	1	-	2	-	2	2	↔	7
<b>General Civil - Level 3</b>	2024	-	-	-	-	1	-	-	-	-	-	-	-	1	-75%	1
	2023	2	-	1	-	1	-	-	-	-	-	-	-	4	▼	4
<b>Miscellaneous Civil</b>	2024	16	7	17	10	15	-	-	-	-	-	-	-	65	10%	65
	2023	17	16	10	12	4	8	11	14	3	15	12	14	59	▲	136
<b>Misdemeanor</b>	2024	9	4	11	10	6	-	-	-	-	-	-	-	40	14%	40
	2023	5	4	9	8	9	4	7	5	17	13	2	5	35	▲	88
<b>Other</b>	2024	-	-	-	1	-	-	-	-	-	-	-	-	1	0%	1
	2023	-	-	-	1	-	2	-	-	-	-	-	-	1	↔	3
<b>Other Criminally Related Matters</b>	2024	2	1	1	5	-	-	-	-	-	-	-	-	9	80%	9
	2023	3	-	-	-	2	2	1	-	1	2	3	1	5	▲	15
<b>Probates/Wills &amp; Trusts - Level 2</b>	2024	1	-	1	1	-	-	-	-	-	-	-	-	3	50%	3
	2023	-	-	-	2	-	-	1	-	-	-	1	-	2	▲	4
<b>Uncontested Divorce</b>	2024	-	-	1	1	1	-	-	-	-	-	-	-	3	-57%	3
	2023	1	-	2	3	1	2	-	2	3	-	2	-	7	▼	16

Dashboard		Monthly Filings Summary		Jan --- May Filings					
<p><b>Court:</b> Staunton Circuit  <b>Start/End Date:</b> Jan-23 / May-24  <b>2023 Average Month:</b> 244  <b>Jan-May 2023:</b> 1,173  <b>Filings Trending:</b> ▼</p>	<p><b>Circuit/Court ID:</b> 25 225790  <b>Type of Case:</b> Filings  <b>2024 Average Month:</b> 227  <b>Jan-May 2024 :</b> 1,133  <b>Overall AVG. Month:</b> 239</p>	<p style="text-align: center; font-weight: bold; color: white;">Jan 23 - May 24</p>		<table style="margin: auto;"> <tr> <td style="text-align: center; width: 50%;">1,133</td> <td style="text-align: center; width: 50%;">1,173</td> </tr> <tr> <td style="text-align: center;">2024</td> <td style="text-align: center;">2023</td> </tr> </table>		1,133	1,173	2024	2023
1,133	1,173								
2024	2023								

Filings by Division																
Divisions		Jan	Feb	Mar	Apr	May	Jun	Jul	Aug	Sep	Oct	Nov	Dec	Thru May	% Change	Total
<b>Total</b>	2024	246	209	245	226	207	-	-	-	-	-	-	-	1,133	-3%	1,133
	2023	239	187	277	264	206	233	304	265	293	297	201	161	1,173	▼	2,927
<b>Civil</b>	2024	15	23	25	24	23	-	-	-	-	-	-	-	110	12%	110
	2023	18	17	21	22	20	11	17	23	15	18	17	9	98	▲	208
<b>Criminal</b>	2024	151	110	131	121	88	-	-	-	-	-	-	-	601	-12%	601
	2023	131	102	170	163	115	161	200	177	221	215	118	98	681	▼	1,871
<b>Concealed Handgun Permits</b>	2024	24	36	28	33	25	-	-	-	-	-	-	-	146	-5%	146
	2023	32	31	30	34	26	18	32	21	25	32	24	21	153	▼	326
<b>Miscellaneous/ Other</b>	2024	56	38	61	48	71	-	-	-	-	-	-	-	274	14%	274
	2023	57	37	56	45	45	43	55	43	32	32	42	33	240	▲	520
<b>Others</b>	2024	-	2	-	-	-	-	-	-	-	-	-	-	2	100%	2
	2023	1	-	-	-	-	-	-	1	-	-	-	-	1	▲	2

Filings by Case Category																
Case Categories		Jan	Feb	Mar	Apr	May	Jun	Jul	Aug	Sep	Oct	Nov	Dec	Thru May	% Change	Total
<b>Capital Murder</b>	2024	-	-	-	-	-	-	-	-	-	-	-	-	0	0	0
	2023	-	-	-	-	-	-	-	-	-	-	-	1	0	↔	1
<b>Contested Divorce</b>	2024	2	-	4	2	4	-	-	-	-	-	-	-	12	71%	12
	2023	1	1	2	-	3	-	2	4	3	-	3	-	7	▲	19
<b>Domestic and Family - Level 1</b>	2024	2	7	9	1	3	-	-	-	-	-	-	-	22	-24%	22
	2023	5	4	7	9	4	2	-	4	3	1	2	-	29	▼	41
<b>Domestic and Family - Level 2</b>	2024	2	5	6	3	9	-	-	-	-	-	-	-	25	14%	25
	2023	3	6	4	6	3	4	7	4	4	5	4	4	22	▲	54
<b>Felonies and Related Matters</b>	2024	100	79	115	86	70	-	-	-	-	-	-	-	450	-13%	450
	2023	90	81	125	135	88	97	133	141	168	170	94	62	519	▼	1,384
<b>General Civil - Level 1</b>	2024	-	-	-	-	-	-	-	-	-	-	-	-	0	0	0
	2023	-	-	-	-	-	-	-	1	-	-	-	-	0	↔	1
<b>General Civil - Level 2</b>	2024	1	1	2	5	2	-	-	-	-	-	-	-	11	10%	11
	2023	4	-	3	1	2	1	1	2	-	3	3	-	10	▲	20
<b>General Civil - Level 3</b>	2024	3	-	1	2	4	-	-	-	-	-	-	-	10	-44%	10
	2023	6	1	3	5	3	-	4	5	2	1	2	5	18	▼	37
<b>Miscellaneous Civil</b>	2024	37	48	43	45	39	-	-	-	-	-	-	-	212	-5%	212
	2023	45	46	46	45	41	25	45	32	36	42	35	28	223	▼	466
<b>Misdemeanor</b>	2024	48	21	11	25	11	-	-	-	-	-	-	-	116	-7%	116
	2023	23	14	41	20	27	40	35	31	48	30	22	17	125	▼	348
<b>Other</b>	2024	42	26	43	33	51	-	-	-	-	-	-	-	195	27%	195
	2023	39	22	34	30	28	35	38	30	20	20	28	22	153	▲	346
<b>Other Criminally Related Matters</b>	2024	7	10	5	14	7	-	-	-	-	-	-	-	43	13%	43
	2023	19	7	4	8	-	24	32	5	5	16	2	18	38	▲	140
<b>Probates/Wills &amp; Trusts - Level 2</b>	2024	1	2	3	4	1	-	-	-	-	-	-	-	11	175%	11
	2023	1	-	1	1	1	1	1	1	2	4	2	2	4	▲	17
<b>Protective Orders</b>	2024	-	-	-	1	-	-	-	-	-	-	-	-	1	0%	1
	2023	-	-	-	1	-	1	1	-	-	-	1	-	1	↔	4
<b>Uncontested Divorce</b>	2024	1	10	3	5	6	-	-	-	-	-	-	-	25	4%	25
	2023	3	5	7	3	6	3	5	5	2	5	3	2	24	▲	49

# CPSS-CCMS-10.01 CASELOAD STATISTICS OF THE CIRCUIT COURTS

Waynesboro

January 2023 -- May 2024 Filings

Alexandria and Fairfax Circuit are not Included in State Totals

Dashboard		Monthly Filings Summary		Jan --- May Filings	
<p><b>Court:</b> Waynesboro Circuit  <b>Start/End Date:</b> Jan-23 / May-24  <b>2023 Average Month:</b> 149  <b>Jan-May 2023:</b> 710  <b>Filings Trending:</b> ▲</p>	<p><b>Circuit/Court ID:</b> 25 225820  <b>Type of Case:</b> Filings  <b>2024 Average Month:</b> 158  <b>Jan-May 2024 :</b> 788  <b>Overall AVG. Month:</b> 151</p>				

Filings by Division																
Divisions		Jan	Feb	Mar	Apr	May	Jun	Jul	Aug	Sep	Oct	Nov	Dec	Thru May	% Change	Total
<b>Total</b>	2024	163	164	152	166	143	-	-	-	-	-	-	-	788	11%	788
	2023	134	144	148	146	138	211	151	125	150	159	156	125	710	▲	1,787
<b>Civil</b>	2024	13	22	11	21	17	-	-	-	-	-	-	-	84	-7%	84
	2023	12	13	29	21	15	11	18	21	21	16	21	10	90	▼	208
<b>Criminal</b>	2024	99	70	65	75	91	-	-	-	-	-	-	-	400	48%	400
	2023	52	56	29	73	61	127	82	49	76	81	94	64	271	▲	844
<b>Concealed Handgun Permits</b>	2024	22	40	38	41	19	-	-	-	-	-	-	-	160	19%	160
	2023	32	23	39	19	22	28	15	21	20	34	15	22	135	▲	290
<b>Miscellaneous/ Other</b>	2024	29	31	37	26	16	-	-	-	-	-	-	-	139	-34%	139
	2023	38	51	51	31	40	45	36	34	33	28	26	28	211	▼	441
<b>Others</b>	2024	-	1	1	3	-	-	-	-	-	-	-	-	5	67%	5
	2023	-	1	-	2	-	-	-	-	-	-	-	1	3	▲	4

Filings by Case Category																
Case Categories		Jan	Feb	Mar	Apr	May	Jun	Jul	Aug	Sep	Oct	Nov	Dec	Thru May	% Change	Total
<b>Administrative Law</b>	2024	-	-	-	-	-	-	-	-	-	-	-	-	0	-100%	0
	2023	-	-	1	-	-	-	-	-	-	-	-	-	-	1	▼
<b>Capital Murder</b>	2024	-	-	-	-	-	-	-	-	-	-	-	-	0	-100%	0
	2023	-	-	-	-	1	-	-	-	-	-	-	-	-	1	▼
<b>Contested Divorce</b>	2024	2	1	-	2	1	-	-	-	-	-	-	-	6	-50%	6
	2023	3	4	-	3	2	1	3	2	2	3	-	-	12	▼	23
<b>Domestic and Family - Level 1</b>	2024	1	5	3	10	3	-	-	-	-	-	-	-	22	16%	22
	2023	1	2	4	10	2	-	3	9	2	8	5	2	19	▲	48
<b>Domestic and Family - Level 2</b>	2024	-	2	1	-	2	-	-	-	-	-	-	-	5	-17%	5
	2023	-	3	1	-	2	-	4	1	1	-	-	-	6	▼	12
<b>Felonies and Related Matters</b>	2024	83	54	48	62	63	-	-	-	-	-	-	-	310	49%	310
	2023	39	49	21	60	39	98	58	39	55	50	66	36	208	▲	610
<b>General Civil - Level 1</b>	2024	-	-	-	-	-	-	-	-	-	-	-	-	0	-100%	0
	2023	-	-	-	-	1	-	-	-	-	-	-	-	-	1	▼
<b>General Civil - Level 2</b>	2024	4	4	2	4	1	-	-	-	-	-	-	-	15	36%	15
	2023	3	-	4	1	3	2	-	2	3	-	4	2	11	▲	24
<b>General Civil - Level 3</b>	2024	4	3	1	-	1	-	-	-	-	-	-	-	9	-64%	9
	2023	5	2	14	3	1	6	5	5	9	2	3	4	25	▼	59
<b>Miscellaneous Civil</b>	2024	27	49	54	48	32	-	-	-	-	-	-	-	210	10%	210
	2023	40	34	46	29	42	50	28	36	31	42	26	31	191	▲	435
<b>Misdemeanor</b>	2024	16	16	16	10	26	-	-	-	-	-	-	-	84	45%	84
	2023	12	6	8	13	19	26	22	10	21	29	26	21	58	▲	213
<b>Other</b>	2024	24	24	23	23	4	-	-	-	-	-	-	-	98	-36%	98
	2023	29	41	42	21	20	23	23	19	20	21	14	18	153	▼	291
<b>Other Criminally Related Matters</b>	2024	-	-	1	3	3	-	-	-	-	-	-	-	7	75%	7
	2023	1	1	-	-	2	3	2	-	-	2	2	7	4	▲	20
<b>Probates/Wills &amp; Trusts - Level 1</b>	2024	-	-	-	-	-	-	-	-	-	-	-	-	0	0	0
	2023	-	-	-	-	-	-	1	-	-	-	1	-	0	↔	2
<b>Probates/Wills &amp; Trusts - Level 2</b>	2024	-	1	-	-	1	-	-	-	-	-	-	-	2	-33%	2
	2023	-	-	3	-	-	1	1	-	-	-	-	-	3	▼	5
<b>Uncontested Divorce</b>	2024	2	5	3	4	6	-	-	-	-	-	-	-	20	18%	20
	2023	1	2	4	6	4	1	1	2	6	2	9	4	17	▲	42

This report reflects data in the case management system. Numbers will update accordingly as reports are refreshed and posted.

Dashboard		Monthly Filings Summary		Jan --- May Filings						
<b>Court:</b> Clarke Circuit <b>Start/End Date:</b> Jan-23 / May-24 <b>2023 Average Month:</b> 59 <b>Jan-May 2023:</b> 294 <b>Filings Trending:</b> ↔	<b>Circuit/Court ID:</b> 26 226043 <b>Type of Case:</b> Filings <b>2024 Average Month:</b> 58 <b>Jan-May 2024 :</b> 289 <b>Overall AVG. Month:</b> 59	<p style="font-weight: bold; font-size: 1.2em;">Jan 23 - May 24</p>	<table style="margin: auto;"> <tr> <td style="font-size: 1.5em; font-weight: bold;">289</td> <td style="font-size: 1.5em; font-weight: bold;">294</td> </tr> <tr> <td style="width: 50%;"></td> <td style="width: 50%;"></td> </tr> <tr> <td style="font-weight: bold;">2024</td> <td style="font-weight: bold;">2023</td> </tr> </table>		289	294			2024	2023
289	294									
2024	2023									

Filings by Division																
Divisions		Jan	Feb	Mar	Apr	May	Jun	Jul	Aug	Sep	Oct	Nov	Dec	Thru May	% Change	Total
<b>Total</b>	2024	60	49	53	72	55	-	-	-	-	-	-	-	289	-2%	289
	2023	62	53	75	52	52	57	62	70	56	52	69	53	294	▼	713
<b>Civil</b>	2024	10	6	5	17	10	-	-	-	-	-	-	-	48	12%	48
	2023	12	7	12	2	10	8	11	11	5	8	8	13	43	▲	107
<b>Criminal</b>	2024	11	7	16	21	2	-	-	-	-	-	-	-	57	12%	57
	2023	8	8	16	14	5	13	15	17	15	7	30	7	51	▲	155
<b>Concealed Handgun Permits</b>	2024	27	29	29	27	27	-	-	-	-	-	-	-	139	-16%	139
	2023	37	29	42	27	31	31	31	30	25	30	26	31	166	▼	370
<b>Miscellaneous/Other</b>	2024	12	7	3	7	16	-	-	-	-	-	-	-	45	36%	45
	2023	5	9	5	9	5	5	5	12	11	7	5	2	33	▲	80
<b>Others</b>	2024	-	-	-	-	-	-	-	-	-	-	-	-	0	-100%	0
	2023	-	-	-	-	1	-	-	-	-	-	-	-	1	▼	1

Filings by Case Category																
Case Categories		Jan	Feb	Mar	Apr	May	Jun	Jul	Aug	Sep	Oct	Nov	Dec	Thru May	% Change	Total
<b>Administrative Law</b>	2024	-	-	-	-	-	-	-	-	-	-	-	-	0	0	0
	2023	-	-	-	-	-	-	-	1	-	-	-	-	0	↔	1
<b>Contested Divorce</b>	2024	3	-	-	2	2	-	-	-	-	-	-	-	7	133%	7
	2023	2	1	-	-	-	2	1	-	1	1	1	2	3	▲	11
<b>Domestic and Family - Level 1</b>	2024	-	1	-	1	1	-	-	-	-	-	-	-	3	-25%	3
	2023	3	-	1	-	-	-	3	-	-	-	-	1	4	▼	9
<b>Domestic and Family - Level 2</b>	2024	2	1	-	1	-	-	-	-	-	-	-	-	4	4	4
	2023	-	-	-	-	-	1	1	-	-	1	1	1	0	↔	5
<b>Felonies and Related Matters</b>	2024	9	7	10	15	1	-	-	-	-	-	-	-	42	-7%	42
	2023	7	8	14	12	4	7	9	15	14	6	8	7	45	▼	111
<b>General Civil - Level 1</b>	2024	1	-	-	-	-	-	-	-	-	-	-	-	1	0%	1
	2023	-	-	-	-	1	-	-	-	-	-	-	-	1	↔	1
<b>General Civil - Level 2</b>	2024	1	1	-	5	3	-	-	-	-	-	-	-	10	43%	10
	2023	-	-	3	1	3	1	2	2	-	4	3	5	7	▲	24
<b>General Civil - Level 3</b>	2024	-	-	-	5	2	-	-	-	-	-	-	-	7	-22%	7
	2023	1	-	4	-	4	-	-	1	3	-	-	-	9	▼	13
<b>Miscellaneous Civil</b>	2024	39	34	32	32	43	-	-	-	-	-	-	-	180	-7%	180
	2023	42	37	45	35	35	35	36	40	33	36	31	32	194	▼	437
<b>Misdemeanor</b>	2024	2	-	6	4	-	-	-	-	-	-	-	-	12	100%	12
	2023	-	2	1	2	1	3	5	2	1	-	11	-	6	▲	28
<b>Other</b>	2024	-	1	1	-	-	-	-	-	-	-	-	-	2	-33%	2
	2023	-	1	1	-	1	1	-	-	1	1	-	1	3	▼	7
<b>Other Criminally Related Matters</b>	2024	-	-	-	2	1	-	-	-	-	-	-	-	3	0%	3
	2023	1	-	2	-	-	3	1	-	1	2	11	-	3	↔	21
<b>Probates/Wills &amp; Trusts - Level 1</b>	2024	1	-	-	-	-	-	-	-	-	-	-	-	1	1	1
	2023	-	-	-	-	-	-	-	-	-	-	-	-	0	↔	0
<b>Probates/Wills &amp; Trusts - Level 2</b>	2024	1	1	2	-	-	-	-	-	-	-	-	-	4	0%	4
	2023	1	2	1	-	-	-	3	2	-	-	-	1	4	↔	10
<b>Protective Orders</b>	2024	-	-	-	-	-	-	-	-	-	-	-	-	0	0	0
	2023	-	-	-	-	-	-	-	1	-	-	-	-	0	↔	1
<b>Uncontested Divorce</b>	2024	1	3	2	5	2	-	-	-	-	-	-	-	13	-13%	13
	2023	5	2	3	2	3	4	1	6	2	1	2	3	15	▼	34

Dashboard		Monthly Filings Summary		Jan --- May Filings	
<b>Court:</b> Frederick Circuit	<b>Circuit/Court ID:</b> 26 226069				
<b>Start/End Date:</b> Jan-23 / May-24	<b>Type of Case:</b> Filings				
<b>2023 Average Month:</b> 419	<b>2024 Average Month:</b> 399				
<b>Jan-May 2023:</b> 2,264	<b>Jan-May 2024 :</b> 1,995				
<b>Filings Trending:</b> ▼	<b>Overall AVG. Month:</b> 413				

Filings by Division																
Divisions		Jan	Feb	Mar	Apr	May	Jun	Jul	Aug	Sep	Oct	Nov	Dec	Thru May	% Change	Total
<b>Total</b>	2024	424	367	429	423	352	-	-	-	-	-	-	-	1,995	-12%	1,995
	2023	455	465	492	375	477	379	351	410	409	404	460	347	2,264	▼	5,024
<b>Civil</b>	2024	49	29	43	50	50	-	-	-	-	-	-	-	221	-4%	221
	2023	52	41	55	33	49	50	51	44	48	35	71	24	230	▼	553
<b>Criminal</b>	2024	186	129	142	174	143	-	-	-	-	-	-	-	774	-3%	774
	2023	126	171	158	136	206	156	138	150	165	159	185	143	797	▼	1,893
<b>Concealed Handgun Permits</b>	2024	144	154	188	147	118	-	-	-	-	-	-	-	751	-19%	751
	2023	220	192	217	139	163	126	119	144	145	174	167	140	931	▼	1,946
<b>Miscellaneous/ Other</b>	2024	45	55	55	51	41	-	-	-	-	-	-	-	247	-17%	247
	2023	54	61	60	65	58	45	43	72	51	36	37	40	298	▼	622
<b>Others</b>	2024	-	-	1	1	-	-	-	-	-	-	-	-	2	-75%	2
	2023	3	-	2	2	1	2	-	-	-	-	-	-	8	▼	10

Filings by Case Category																
Case Categories		Jan	Feb	Mar	Apr	May	Jun	Jul	Aug	Sep	Oct	Nov	Dec	Thru May	% Change	Total
<b>Administrative Law</b>	2024	1	-	-	-	1	-	-	-	-	-	-	-	2	2	2
	2023	-	-	-	-	-	-	-	-	1	-	-	-	0	↔	1
<b>Capital Murder</b>	2024	2	-	-	-	-	-	-	-	-	-	-	-	2	2	2
	2023	-	-	-	-	-	-	-	-	-	-	-	-	0	↔	0
<b>Contested Divorce</b>	2024	9	7	2	3	6	-	-	-	-	-	-	-	27	-18%	27
	2023	8	6	8	5	6	6	5	7	7	4	9	3	33	▼	74
<b>Domestic and Family - Level 1</b>	2024	3	2	5	6	6	-	-	-	-	-	-	-	22	10%	22
	2023	9	5	2	3	1	2	1	4	5	5	5	1	20	▲	43
<b>Domestic and Family - Level 2</b>	2024	2	-	4	5	1	-	-	-	-	-	-	-	12	33%	12
	2023	2	1	4	1	1	1	13	9	3	2	7	2	9	▲	46
<b>Felonies and Related Matters</b>	2024	130	102	81	127	103	-	-	-	-	-	-	-	543	-10%	543
	2023	94	141	101	113	152	103	101	115	116	117	126	100	601	▼	1,379
<b>General Civil - Level 1</b>	2024	-	-	-	-	-	-	-	-	-	-	-	-	0	0	0
	2023	-	-	-	-	-	-	-	-	-	-	-	1	0	↔	1
<b>General Civil - Level 2</b>	2024	10	10	8	15	13	-	-	-	-	-	-	-	56	27%	56
	2023	7	8	10	7	12	7	5	7	6	9	13	6	44	▲	97
<b>General Civil - Level 3</b>	2024	9	2	11	2	5	-	-	-	-	-	-	-	29	81%	29
	2023	2	3	3	4	4	4	8	4	3	2	4	2	16	▲	43
<b>Miscellaneous Civil</b>	2024	171	189	229	180	147	-	-	-	-	-	-	-	916	-16%	916
	2023	258	214	248	174	203	157	145	179	182	199	190	164	1,097	▼	2,313
<b>Misdemeanor</b>	2024	47	21	53	42	37	-	-	-	-	-	-	-	200	20%	200
	2023	29	23	44	16	54	44	33	30	40	31	51	39	166	▲	434
<b>Other</b>	2024	17	11	7	14	11	-	-	-	-	-	-	-	60	-52%	60
	2023	18	30	30	27	21	17	10	31	12	9	13	12	126	▼	230
<b>Other Criminally Related Matters</b>	2024	7	6	8	5	3	-	-	-	-	-	-	-	29	-17%	29
	2023	4	7	13	8	3	11	4	5	11	12	9	5	35	▼	92
<b>Probates/Wills &amp; Trusts - Level 1</b>	2024	-	-	-	-	-	-	-	-	-	-	-	-	0	-100%	0
	2023	-	-	-	-	1	-	1	1	1	-	-	-	1	▼	4
<b>Probates/Wills &amp; Trusts - Level 2</b>	2024	4	3	5	6	3	-	-	-	-	-	-	-	21	-16%	21
	2023	5	3	8	3	6	7	5	1	1	1	9	1	25	▼	50
<b>Protective Orders</b>	2024	-	1	-	-	-	-	-	-	-	-	-	-	1	0%	1
	2023	-	-	-	-	1	-	-	2	1	2	-	1	1	↔	7
<b>Uncontested Divorce</b>	2024	12	13	16	18	16	-	-	-	-	-	-	-	75	-17%	75
	2023	19	24	21	14	12	20	20	15	20	11	24	10	90	▼	210

This report reflects data in the case management system. Numbers will update accordingly as reports are refreshed and posted.

Dashboard	Monthly Filings Summary	Jan --- May Filings
<p><b>Court:</b> Page Circuit  <b>Start/End Date:</b> Jan-23 / May-24  <b>2023 Average Month:</b> 236  <b>Jan-May 2023:</b> 1,262  <b>Filings Trending:</b> ▼</p>	<p><b>Circuit/Court ID:</b> 26 226139  <b>Type of Case:</b> Filings  <b>2024 Average Month:</b> 200  <b>Jan-May 2024 :</b> 1,002  <b>Overall AVG. Month:</b> 225</p>	<p style="text-align: center;">Jan 23 - May 24</p>
		<p style="text-align: center;">2024: 1,002    2023: 1,262</p>

Filings by Division																
Divisions		Jan	Feb	Mar	Apr	May	Jun	Jul	Aug	Sep	Oct	Nov	Dec	Thru May	% Change	Total
<b>Total</b>	2024	190	171	284	166	191	-	-	-	-	-	-	-	1,002	-21%	1,002
	2023	308	374	207	198	175	255	231	212	215	220	184	251	1,262	▼	2,830
<b>Civil</b>	2024	16	13	18	12	25	-	-	-	-	-	-	-	84	8%	84
	2023	14	17	20	14	13	11	22	35	30	22	20	14	78	▲	232
<b>Criminal</b>	2024	124	87	209	85	122	-	-	-	-	-	-	-	627	-22%	627
	2023	200	270	102	127	109	191	162	121	143	125	114	184	808	▼	1,848
<b>Concealed Handgun Permits</b>	2024	38	54	42	51	26	-	-	-	-	-	-	-	211	-31%	211
	2023	79	78	64	44	41	43	30	39	31	56	36	39	306	▼	580
<b>Miscellaneous/Other</b>	2024	12	16	15	17	17	-	-	-	-	-	-	-	77	10%	77
	2023	15	9	21	13	12	10	17	17	11	17	14	14	70	▲	170
<b>Others</b>	2024	-	1	-	1	1	-	-	-	-	-	-	-	3	3	3
	2023	-	-	-	-	-	-	-	-	-	-	-	-	0	↔	0

Filings by Case Category																
Case Categories		Jan	Feb	Mar	Apr	May	Jun	Jul	Aug	Sep	Oct	Nov	Dec	Thru May	% Change	Total
<b>Administrative Law</b>	2024	-	-	-	-	-	-	-	-	-	-	-	-	0	0	0
	2023	-	-	-	-	-	-	-	-	-	-	-	1	0	↔	1
<b>Capital Murder</b>	2024	-	-	-	-	2	-	-	-	-	-	-	-	2	2	2
	2023	-	-	-	-	-	-	-	-	-	-	-	-	0	↔	0
<b>Contested Divorce</b>	2024	1	5	3	4	-	-	-	-	-	-	-	-	13	0%	13
	2023	2	2	4	3	2	2	5	3	3	4	2	-	13	↔	32
<b>Domestic and Family - Level 1</b>	2024	1	2	2	-	2	-	-	-	-	-	-	-	7	0%	7
	2023	2	2	3	-	-	2	8	4	5	1	1	1	7	↔	29
<b>Domestic and Family - Level 2</b>	2024	3	1	2	1	5	-	-	-	-	-	-	-	12	200%	12
	2023	-	1	2	-	1	2	2	9	2	8	9	4	4	▲	40
<b>Felonies and Related Matters</b>	2024	91	54	162	52	77	-	-	-	-	-	-	-	436	-15%	436
	2023	113	212	53	57	78	95	117	81	85	82	78	112	513	▼	1,163
<b>General Civil - Level 1</b>	2024	-	-	-	1	-	-	-	-	-	-	-	-	1	-50%	1
	2023	-	1	-	-	1	-	-	-	-	-	-	-	2	▼	2
<b>General Civil - Level 2</b>	2024	4	3	5	1	14	-	-	-	-	-	-	-	27	93%	27
	2023	4	3	1	3	3	4	-	2	4	2	3	2	14	▲	31
<b>General Civil - Level 3</b>	2024	3	2	1	2	3	-	-	-	-	-	-	-	11	57%	11
	2023	2	3	-	1	1	-	3	9	10	-	1	8	7	▲	38
<b>Miscellaneous Civil</b>	2024	47	67	55	65	39	-	-	-	-	-	-	-	273	-26%	273
	2023	91	86	84	56	50	50	47	50	41	73	49	50	367	▼	727
<b>Misdemeanor</b>	2024	34	33	45	34	43	-	-	-	-	-	-	-	189	-24%	189
	2023	87	51	36	49	25	92	36	36	44	38	29	72	248	▼	595
<b>Other</b>	2024	-	1	-	2	1	-	-	-	-	-	-	-	4	4	4
	2023	-	-	-	-	-	-	-	-	1	1	-	-	0	↔	2
<b>Other Criminally Related Matters</b>	2024	-	-	4	-	2	-	-	-	-	-	-	-	6	-88%	6
	2023	-	8	13	21	6	4	9	7	14	5	9	-	48	▼	96
<b>Probates/Wills &amp; Trusts - Level 2</b>	2024	-	-	1	-	2	-	-	-	-	-	-	-	3	50%	3
	2023	-	-	1	1	-	2	1	-	1	1	-	-	2	▲	7
<b>Protective Orders</b>	2024	-	1	1	1	-	-	-	-	-	-	-	-	3	200%	3
	2023	-	-	-	-	1	-	-	-	-	-	-	-	1	▲	1
<b>Uncontested Divorce</b>	2024	6	2	3	3	1	-	-	-	-	-	-	-	15	-58%	15
	2023	7	5	10	7	7	2	3	11	5	5	3	1	36	▼	66

This report reflects data in the case management system. Numbers will update accordingly as reports are refreshed and posted.



**CPSS-CCMS-10.01 CASELOAD STATISTICS OF THE CIRCUIT COURTS**

**Rockingham**

January 2023 -- May 2024 Filings

Alexandria and Fairfax Circuit are not Included in State Totals

Dashboard		Monthly Filings Summary		Jan --- May Filings							
<b>Court:</b> Rockingham Circuit <b>Start/End Date:</b> Jan-23 / May-24 <b>2023 Average Month:</b> 716 <b>Jan-May 2023:</b> 3,689 <b>Filings Trending:</b> ↔		<b>Circuit/Court ID:</b> 26 226165 <b>Type of Case:</b> Filings <b>2024 Average Month:</b> 726 <b>Jan-May 2024 :</b> 3,630 <b>Overall AVG. Month:</b> 719		<p>Jan 23 - May 24</p>		<table border="1"> <tr> <td><b>3,630</b></td> <td><b>3,689</b></td> </tr> <tr> <td>2024</td> <td>2023</td> </tr> </table>		<b>3,630</b>	<b>3,689</b>	2024	2023
<b>3,630</b>	<b>3,689</b>										
2024	2023										

Filings by Division																
Divisions		Jan	Feb	Mar	Apr	May	Jun	Jul	Aug	Sep	Oct	Nov	Dec	Thru May	% Change	Total
<b>Total</b>	2024	745	744	750	748	643	-	-	-	-	-	-	-	3,630	-2%	3,630
	2023	757	700	885	657	690	723	606	749	633	775	590	823	3,689	▼	8,588
<b>Civil</b>	2024	78	61	83	61	71	-	-	-	-	-	-	-	354	-3%	354
	2023	54	73	107	66	66	66	61	62	68	56	43	69	366	▼	791
<b>Criminal</b>	2024	299	282	283	340	275	-	-	-	-	-	-	-	1,479	12%	1,479
	2023	274	239	292	234	282	363	228	303	298	373	254	244	1,321	▲	3,384
<b>Concealed Handgun Permits</b>	2024	202	180	199	183	169	-	-	-	-	-	-	-	933	-15%	933
	2023	236	219	268	188	183	143	170	173	131	176	156	147	1,094	▼	2,190
<b>Miscellaneous/Other</b>	2024	166	221	185	163	128	-	-	-	-	-	-	-	863	-5%	863
	2023	192	169	218	169	158	151	147	211	136	170	137	363	906	▼	2,221
<b>Others</b>	2024	-	-	-	1	-	-	-	-	-	-	-	-	1	-50%	1
	2023	1	-	-	-	1	-	-	-	-	-	-	-	2	▼	2

Filings by Case Category																
Case Categories		Jan	Feb	Mar	Apr	May	Jun	Jul	Aug	Sep	Oct	Nov	Dec	Thru May	% Change	Total
<b>Administrative Law</b>	2024	1	-	-	2	-	-	-	-	-	-	-	-	3	50%	3
	2023	-	-	1	-	1	1	1	-	2	-	-	-	2	▲	6
<b>Capital Murder</b>	2024	2	-	-	-	-	-	-	-	-	-	-	-	2	2	2
	2023	-	-	-	-	-	-	-	-	1	4	-	-	0	↔	5
<b>Contested Divorce</b>	2024	10	15	9	11	9	-	-	-	-	-	-	-	54	0%	54
	2023	10	14	7	11	12	8	6	7	14	9	10	9	54	↔	117
<b>Domestic and Family - Level 1</b>	2024	27	8	17	8	8	-	-	-	-	-	-	-	68	1%	68
	2023	8	6	41	12	-	7	10	4	5	4	1	9	67	▲	107
<b>Domestic and Family - Level 2</b>	2024	1	2	6	3	8	-	-	-	-	-	-	-	20	-20%	20
	2023	4	1	4	5	11	7	2	5	3	2	4	11	25	▼	59
<b>Felonies and Related Matters</b>	2024	225	221	228	255	201	-	-	-	-	-	-	-	1,130	12%	1,130
	2023	207	166	242	177	217	273	171	226	224	292	184	178	1,009	▲	2,557
<b>General Civil - Level 1</b>	2024	2	1	3	1	-	-	-	-	-	-	-	-	7	17%	7
	2023	-	-	2	-	4	1	-	-	-	-	-	1	6	▲	8
<b>General Civil - Level 2</b>	2024	10	14	27	9	19	-	-	-	-	-	-	-	79	14%	79
	2023	9	18	14	15	13	19	7	7	8	14	7	13	69	▲	144
<b>General Civil - Level 3</b>	2024	8	6	3	8	5	-	-	-	-	-	-	-	30	-9%	30
	2023	6	5	9	10	3	7	10	12	3	7	10	13	33	▼	95
<b>Miscellaneous Civil</b>	2024	243	231	260	240	213	-	-	-	-	-	-	-	1,187	-14%	1,187
	2023	285	266	353	237	232	189	220	239	173	240	198	186	1,373	▼	2,818
<b>Misdemeanor</b>	2024	65	55	49	76	64	-	-	-	-	-	-	-	309	14%	309
	2023	59	66	44	50	53	80	54	68	58	69	50	56	272	▲	707
<b>Other</b>	2024	120	161	115	99	76	-	-	-	-	-	-	-	571	-4%	571
	2023	139	116	127	111	101	95	96	142	95	100	88	319	594	▼	1,529
<b>Other Criminally Related Matters</b>	2024	8	6	6	10	10	-	-	-	-	-	-	-	40	0%	40
	2023	8	7	6	7	12	10	3	9	15	8	20	13	40	↔	118
<b>Probates/Wills &amp; Trusts - Level 1</b>	2024	1	-	-	1	1	-	-	-	-	-	-	-	3	3	3
	2023	-	-	-	-	-	-	-	-	-	-	-	-	0	↔	0
<b>Probates/Wills &amp; Trusts - Level 2</b>	2024	4	3	2	3	1	-	-	-	-	-	-	-	13	-38%	13
	2023	5	5	2	5	4	1	-	2	6	4	2	-	21	▼	36
<b>Protective Orders</b>	2024	-	-	-	-	2	-	-	-	-	-	-	-	2	-82%	2
	2023	-	4	6	-	1	1	3	3	-	2	-	2	11	▼	22
<b>Uncontested Divorce</b>	2024	18	21	25	22	26	-	-	-	-	-	-	-	112	-1%	112
	2023	17	26	27	17	26	24	23	25	26	20	16	13	113	▼	260

This report reflects data in the case management system. Numbers will update accordingly as reports are refreshed and posted.

Dashboard		Monthly Filings Summary		Jan --- May Filings	
<b>Court:</b> Shenandoah Circuit	<b>Circuit/Court ID:</b> 26 226171			<b>1,406</b>	<b>1,422</b>
<b>Start/End Date:</b> Jan-23 / May-24	<b>Type of Case:</b> Filings				
<b>2023 Average Month:</b> 315	<b>2024 Average Month:</b> 281				
<b>Jan-May 2023:</b> 1,422	<b>Jan-May 2024 :</b> 1,406				
<b>Filings Trending:</b> ↔	<b>Overall AVG. Month:</b> 305				

Filings by Division																
Divisions		Jan	Feb	Mar	Apr	May	Jun	Jul	Aug	Sep	Oct	Nov	Dec	Thru May	% Change	Total
<b>Total</b>	2024	272	286	317	292	239	-	-	-	-	-	-	-	1,406	-1%	1,406
	2023	254	249	317	294	308	414	338	370	271	310	271	379	1,422	▼	3,775
<b>Civil</b>	2024	20	31	31	30	25	-	-	-	-	-	-	-	137	18%	137
	2023	28	15	24	16	33	16	34	23	21	32	35	16	116	▲	293
<b>Criminal</b>	2024	51	89	102	91	56	-	-	-	-	-	-	-	389	-11%	389
	2023	49	79	77	96	137	231	149	88	96	112	120	101	438	▼	1,335
<b>Concealed Handgun Permits</b>	2024	102	91	93	97	95	-	-	-	-	-	-	-	478	-23%	478
	2023	135	114	161	108	99	118	79	80	77	114	69	78	617	▼	1,232
<b>Miscellaneous/Other</b>	2024	94	66	89	70	59	-	-	-	-	-	-	-	378	51%	378
	2023	42	41	55	74	39	49	70	175	75	50	47	178	251	▲	895
<b>Others</b>	2024	5	9	2	4	4	-	-	-	-	-	-	-	24	24	24
	2023	-	-	-	-	-	-	6	4	2	2	-	6	0	↔	20

Filings by Case Category																
Case Categories		Jan	Feb	Mar	Apr	May	Jun	Jul	Aug	Sep	Oct	Nov	Dec	Thru May	% Change	Total
<b>Administrative Law</b>	2024	-	-	1	-	-	-	-	-	-	-	-	-	1	1	1
	2023	-	-	-	-	-	-	-	-	-	-	1	-	0	↔	1
<b>Contested Divorce</b>	2024	2	3	5	2	1	-	-	-	-	-	-	-	13	-24%	13
	2023	1	6	4	4	2	3	2	5	1	4	3	3	17	▼	38
<b>Domestic and Family - Level 1</b>	2024	3	10	5	9	2	-	-	-	-	-	-	-	29	26%	29
	2023	7	2	4	1	9	3	14	8	2	1	7	4	23	▲	62
<b>Domestic and Family - Level 2</b>	2024	-	1	-	2	1	-	-	-	-	-	-	-	4	-43%	4
	2023	-	2	-	1	4	-	6	3	1	-	1	-	7	▼	18
<b>Felonies and Related Matters</b>	2024	29	58	35	57	25	-	-	-	-	-	-	-	204	-40%	204
	2023	40	65	61	60	115	108	99	70	83	86	96	38	341	▼	921
<b>General Civil - Level 1</b>	2024	-	-	-	-	-	-	-	-	-	-	-	-	0	0	0
	2023	-	-	-	-	-	-	-	-	-	1	1	-	0	↔	2
<b>General Civil - Level 2</b>	2024	7	4	8	7	5	-	-	-	-	-	-	-	31	63%	31
	2023	4	1	5	3	6	7	5	4	4	11	10	4	19	▲	64
<b>General Civil - Level 3</b>	2024	2	2	1	4	4	-	-	-	-	-	-	-	13	160%	13
	2023	-	1	2	1	1	2	2	2	1	1	1	4	5	▲	18
<b>Miscellaneous Civil</b>	2024	124	117	111	128	116	-	-	-	-	-	-	-	596	-17%	596
	2023	148	139	188	127	112	134	102	102	95	131	89	100	714	▼	1,467
<b>Misdemeanor</b>	2024	22	22	53	26	24	-	-	-	-	-	-	-	147	79%	147
	2023	8	13	10	23	28	120	45	17	13	21	21	59	82	▲	378
<b>Other</b>	2024	77	49	72	43	39	-	-	-	-	-	-	-	280	87%	280
	2023	28	16	26	56	24	31	49	152	59	37	26	161	150	▲	665
<b>Other Criminally Related Matters</b>	2024	-	9	14	8	7	-	-	-	-	-	-	-	38	65%	38
	2023	1	1	6	14	1	3	5	2	-	5	3	4	23	▲	45
<b>Probates/Wills &amp; Trusts - Level 1</b>	2024	-	-	-	-	-	-	-	-	-	-	-	-	0	-100%	0
	2023	-	-	1	-	1	-	-	-	2	-	1	-	2	▼	5
<b>Probates/Wills &amp; Trusts - Level 2</b>	2024	1	5	1	-	1	-	-	-	-	-	-	-	8	100%	8
	2023	2	-	2	-	-	-	1	2	1	1	-	-	4	▲	9
<b>Protective Orders</b>	2024	-	-	-	-	-	-	-	-	-	-	-	-	0	0	0
	2023	-	-	-	-	-	-	-	-	-	-	1	-	0	↔	1
<b>Uncontested Divorce</b>	2024	5	6	11	6	14	-	-	-	-	-	-	-	42	20%	42
	2023	15	3	8	4	5	3	8	3	9	11	10	2	35	▲	81

Dashboard		Monthly Filings Summary		Jan --- May Filings	
<b>Court:</b> Warren Circuit	<b>Circuit/Court ID:</b> 26 226187				
<b>Start/End Date:</b> Jan-23 / May-24	<b>Type of Case:</b> Filings				
<b>2023 Average Month:</b> 322	<b>2024 Average Month:</b> 312				
<b>Jan-May 2023:</b> 1,697	<b>Jan-May 2024 :</b> 1,561				
<b>Filings Trending:</b> ▼	<b>Overall AVG. Month:</b> 319				

Filings by Division																
Divisions		Jan	Feb	Mar	Apr	May	Jun	Jul	Aug	Sep	Oct	Nov	Dec	Thru May	% Change	Total
<b>Total</b>	2024	348	311	304	358	240	-	-	-	-	-	-	-	1,561	-8%	1,561
	2023	340	324	426	302	305	267	337	312	256	306	323	370	1,697	▼	3,868
<b>Civil</b>	2024	28	35	26	26	35	-	-	-	-	-	-	-	150	-1%	150
	2023	20	27	16	55	33	28	34	37	26	24	35	33	151	▼	368
<b>Criminal</b>	2024	162	118	118	166	126	-	-	-	-	-	-	-	690	-3%	690
	2023	142	159	163	108	139	111	154	145	91	116	132	134	711	▼	1,594
<b>Concealed Handgun Permits</b>	2024	85	81	87	64	59	-	-	-	-	-	-	-	376	-19%	376
	2023	123	84	109	82	64	65	83	62	69	78	80	54	462	▼	953
<b>Miscellaneous/ Other</b>	2024	70	77	73	102	20	-	-	-	-	-	-	-	342	-8%	342
	2023	55	54	138	57	69	63	65	66	70	87	76	149	373	▼	949
<b>Others</b>	2024	3	-	-	-	-	-	-	-	-	-	-	-	3	3	3
	2023	-	-	-	-	-	-	1	2	-	1	-	-	0	↔	4

Filings by Case Category																
Case Categories		Jan	Feb	Mar	Apr	May	Jun	Jul	Aug	Sep	Oct	Nov	Dec	Thru May	% Change	Total
<b>Administrative Law</b>	2024	1	-	-	-	-	-	-	-	-	-	-	-	1	-50%	1
	2023	1	-	1	-	-	-	-	-	-	-	-	-	2	▼	2
<b>Capital Murder</b>	2024	-	-	1	-	-	-	-	-	-	-	-	-	1	1	1
	2023	-	-	-	-	-	-	-	-	-	-	-	-	0	↔	0
<b>Contested Divorce</b>	2024	4	2	4	4	4	-	-	-	-	-	-	-	18	38%	18
	2023	-	2	1	4	6	5	1	2	2	1	3	3	13	▲	30
<b>Domestic and Family - Level 1</b>	2024	2	15	-	5	1	-	-	-	-	-	-	-	23	-21%	23
	2023	3	3	-	17	6	3	14	7	3	11	20	3	29	▼	90
<b>Domestic and Family - Level 2</b>	2024	2	1	1	1	3	-	-	-	-	-	-	-	8	-56%	8
	2023	-	1	3	13	1	2	4	-	1	1	-	3	18	▼	29
<b>Felonies and Related Matters</b>	2024	126	90	79	120	97	-	-	-	-	-	-	-	512	1%	512
	2023	99	107	119	88	92	78	131	97	69	78	101	102	505	▲	1,161
<b>General Civil - Level 1</b>	2024	1	-	-	-	-	-	-	-	-	-	-	-	1	0%	1
	2023	-	1	-	-	-	-	-	1	-	-	-	1	1	↔	3
<b>General Civil - Level 2</b>	2024	6	7	6	5	7	-	-	-	-	-	-	-	31	72%	31
	2023	3	4	1	2	8	7	2	6	8	3	6	9	18	▲	59
<b>General Civil - Level 3</b>	2024	4	-	3	4	8	-	-	-	-	-	-	-	19	73%	19
	2023	2	3	1	4	1	-	-	2	-	1	2	8	11	▲	24
<b>Miscellaneous Civil</b>	2024	104	106	115	91	77	-	-	-	-	-	-	-	493	-15%	493
	2023	143	107	140	105	82	88	102	89	98	104	98	69	577	▼	1,225
<b>Misdemeanor</b>	2024	28	26	30	30	21	-	-	-	-	-	-	-	135	-17%	135
	2023	33	40	39	17	33	15	23	33	20	31	25	29	162	▼	338
<b>Other</b>	2024	56	50	45	76	2	-	-	-	-	-	-	-	229	-9%	229
	2023	33	32	106	31	49	44	46	41	43	61	56	134	251	▼	676
<b>Other Criminally Related Matters</b>	2024	8	2	8	16	8	-	-	-	-	-	-	-	42	-5%	42
	2023	10	12	5	3	14	18	1	15	3	7	7	3	44	▼	98
<b>Probates/Wills &amp; Trusts - Level 1</b>	2024	-	1	1	-	-	-	-	-	-	-	-	-	2	2	2
	2023	-	-	-	-	-	-	-	-	-	-	-	-	0	↔	0
<b>Probates/Wills &amp; Trusts - Level 2</b>	2024	3	1	2	-	2	-	-	-	-	-	-	-	8	-43%	8
	2023	5	2	2	2	3	1	1	2	1	2	1	1	14	▼	23
<b>Uncontested Divorce</b>	2024	3	10	9	6	10	-	-	-	-	-	-	-	38	-27%	38
	2023	8	10	8	16	10	6	12	17	8	6	4	5	52	▼	110

This report reflects data in the case management system. Numbers will update accordingly as reports are refreshed and posted.

Dashboard		Monthly Filings Summary		Jan --- May Filings			
<p><b>Court:</b> Winchester Circuit  <b>Start/End Date:</b> Jan-23 / May-24  <b>2023 Average Month:</b> 188  <b>Jan-May 2023:</b> 940  <b>Filings Trending:</b> ▲</p>	<p><b>Circuit/Court ID:</b> 26 226840  <b>Type of Case:</b> Filings  <b>2024 Average Month:</b> 209  <b>Jan-May 2024 :</b> 1,044  <b>Overall AVG. Month:</b> 194</p>	<p style="text-align: center; font-weight: bold; color: white;">Jan 23 - May 24</p>		<table style="margin: auto;"> <tr> <td style="text-align: center; width: 50%;"> <div style="background-color: #f1c40f; padding: 5px; border: 1px solid black; width: 80px; margin: 0 auto;">1,044</div> <p style="text-align: center; margin: 0;">2024</p> </td> <td style="text-align: center; width: 50%;"> <div style="background-color: #f1c40f; padding: 5px; border: 1px solid black; width: 80px; margin: 0 auto;">940</div> <p style="text-align: center; margin: 0;">2023</p> </td> </tr> </table>		<div style="background-color: #f1c40f; padding: 5px; border: 1px solid black; width: 80px; margin: 0 auto;">1,044</div> <p style="text-align: center; margin: 0;">2024</p>	<div style="background-color: #f1c40f; padding: 5px; border: 1px solid black; width: 80px; margin: 0 auto;">940</div> <p style="text-align: center; margin: 0;">2023</p>
<div style="background-color: #f1c40f; padding: 5px; border: 1px solid black; width: 80px; margin: 0 auto;">1,044</div> <p style="text-align: center; margin: 0;">2024</p>	<div style="background-color: #f1c40f; padding: 5px; border: 1px solid black; width: 80px; margin: 0 auto;">940</div> <p style="text-align: center; margin: 0;">2023</p>						

Filings by Division																
Divisions		Jan	Feb	Mar	Apr	May	Jun	Jul	Aug	Sep	Oct	Nov	Dec	Thru May	% Change	Total
<b>Total</b>	2024	185	194	186	291	188	-	-	-	-	-	-	-	1,044	11%	1,044
	2023	228	156	192	161	203	180	152	222	222	166	227	145	940	▲	2,254
<b>Civil</b>	2024	12	19	16	54	18	-	-	-	-	-	-	-	119	1%	119
	2023	38	24	17	18	21	27	16	34	30	21	20	19	118	▲	285
<b>Criminal</b>	2024	105	109	117	169	114	-	-	-	-	-	-	-	614	16%	614
	2023	123	80	116	90	119	94	95	130	147	95	148	81	528	▲	1,318
<b>Concealed Handgun Permits</b>	2024	26	23	22	29	23	-	-	-	-	-	-	-	123	-9%	123
	2023	42	23	25	27	18	18	13	18	17	22	22	12	135	▼	257
<b>Miscellaneous/ Other</b>	2024	42	42	31	38	30	-	-	-	-	-	-	-	183	18%	183
	2023	24	29	32	26	44	40	26	38	28	27	36	32	155	▲	382
<b>Others</b>	2024	-	1	-	1	3	-	-	-	-	-	-	-	5	25%	5
	2023	1	-	2	-	1	1	2	2	-	-	1	1	4	▲	12

Filings by Case Category																
Case Categories		Jan	Feb	Mar	Apr	May	Jun	Jul	Aug	Sep	Oct	Nov	Dec	Thru May	% Change	Total
<b>Contested Divorce</b>	2024	-	4	3	1	2	-	-	-	-	-	-	-	10	-29%	10
	2023	3	1	3	4	3	2	1	3	2	2	4	2	14	▼	30
<b>Domestic and Family - Level 1</b>	2024	1	4	4	19	2	-	-	-	-	-	-	-	30	-6%	30
	2023	17	9	3	-	3	9	-	5	12	8	1	1	32	▼	68
<b>Domestic and Family - Level 2</b>	2024	-	2	-	1	5	-	-	-	-	-	-	-	8	-43%	8
	2023	4	4	1	4	1	2	1	5	1	2	1	-	14	▼	26
<b>Felonies and Related Matters</b>	2024	73	81	73	141	87	-	-	-	-	-	-	-	455	11%	455
	2023	93	61	93	64	98	80	77	103	115	78	114	73	409	▲	1,049
<b>General Civil - Level 1</b>	2024	-	1	-	1	-	-	-	-	-	-	-	-	2	-67%	2
	2023	2	-	3	-	1	-	-	1	1	1	2	-	6	▼	11
<b>General Civil - Level 2</b>	2024	3	2	3	11	3	-	-	-	-	-	-	-	22	22%	22
	2023	2	7	2	3	4	6	3	6	4	1	2	8	18	▲	48
<b>General Civil - Level 3</b>	2024	2	2	1	2	2	-	-	-	-	-	-	-	9	29%	9
	2023	3	-	1	2	1	1	-	1	3	-	2	4	7	▲	18
<b>Miscellaneous Civil</b>	2024	41	38	36	47	39	-	-	-	-	-	-	-	201	6%	201
	2023	52	33	35	40	30	33	24	32	28	30	35	23	190	▲	395
<b>Misdemeanor</b>	2024	26	21	37	35	25	-	-	-	-	-	-	-	144	43%	144
	2023	27	13	21	22	18	14	14	20	29	17	29	5	101	▲	229
<b>Other</b>	2024	26	27	17	19	16	-	-	-	-	-	-	-	105	4%	105
	2023	14	17	24	13	33	27	17	26	18	20	25	20	101	▲	254
<b>Other Criminally Related Matters</b>	2024	6	7	7	3	2	-	-	-	-	-	-	-	25	39%	25
	2023	3	6	2	4	3	-	4	7	3	1	5	3	18	▲	41
<b>Probates/Wills &amp; Trusts - Level 2</b>	2024	1	2	1	2	1	-	-	-	-	-	-	-	7	-46%	7
	2023	4	5	2	2	-	-	3	1	1	3	1	2	13	▼	24
<b>Protective Orders</b>	2024	1	-	-	-	-	-	-	-	-	-	-	-	1	1	1
	2023	-	-	-	-	-	1	-	-	-	-	2	-	0	↔	3
<b>Uncontested Divorce</b>	2024	5	3	4	9	4	-	-	-	-	-	-	-	25	47%	25
	2023	4	-	2	3	8	5	8	12	5	3	4	4	17	▲	58

Dashboard		Monthly Filings Summary		Jan --- May Filings	
<p><b>Court:</b> Bland Circuit  <b>Start/End Date:</b> Jan-23 / May-24  <b>2023 Average Month:</b> 40  <b>Jan-May 2023:</b> 234  <b>Filings Trending:</b> ▼</p>	<p><b>Circuit/Court ID:</b> 27 227021  <b>Type of Case:</b> Filings  <b>2024 Average Month:</b>39  <b>Jan-May 2024 :</b> 194  <b>Overall AVG. Month:</b> 40</p>				

Filings by Division																
Divisions		Jan	Feb	Mar	Apr	May	Jun	Jul	Aug	Sep	Oct	Nov	Dec	Thru May	% Change	Total
<b>Total</b>	2024	35	36	42	39	42	-	-	-	-	-	-	-	194	-17%	194
	2023	36	57	76	25	40	36	21	34	35	36	57	29	234	▼	482
<b>Civil</b>	2024	7	3	1	4	11	-	-	-	-	-	-	-	26	117%	26
	2023	4	2	5	1	-	6	4	3	5	4	8	2	12	▲	44
<b>Criminal</b>	2024	10	9	3	9	11	-	-	-	-	-	-	-	42	0%	42
	2023	8	10	18	-	6	4	5	14	9	8	19	13	42	↔	114
<b>Concealed Handgun Permits</b>	2024	14	24	33	20	18	-	-	-	-	-	-	-	109	-30%	109
	2023	22	36	47	23	27	20	9	16	19	23	24	14	155	▼	280
<b>Miscellaneous/ Other</b>	2024	4	-	5	6	2	-	-	-	-	-	-	-	17	-32%	17
	2023	2	9	6	1	7	6	3	1	2	1	6	-	25	▼	44

Filings by Case Category																
Case Categories		Jan	Feb	Mar	Apr	May	Jun	Jul	Aug	Sep	Oct	Nov	Dec	Thru May	% Change	Total
<b>Capital Murder</b>	2024	-	-	-	-	-	-	-	-	-	-	-	-	0	0	0
	2023	-	-	-	-	-	-	-	-	-	-	-	1	-	0	↔
<b>Contested Divorce</b>	2024	1	-	-	2	1	-	-	-	-	-	-	-	4	4	4
	2023	-	-	-	-	-	3	2	-	1	-	-	-	-	0	↔
<b>Domestic and Family - Level 1</b>	2024	-	-	1	-	6	-	-	-	-	-	-	-	7	75%	7
	2023	-	-	4	-	-	-	2	-	-	-	-	-	4	▲	6
<b>Domestic and Family - Level 2</b>	2024	1	-	-	1	-	-	-	-	-	-	-	-	2	0%	2
	2023	2	-	-	-	-	1	-	1	-	2	-	-	2	↔	6
<b>Felonies and Related Matters</b>	2024	10	6	2	7	9	-	-	-	-	-	-	-	34	-6%	34
	2023	8	5	18	-	5	4	5	12	7	6	14	11	36	▼	95
<b>General Civil - Level 2</b>	2024	2	-	-	1	-	-	-	-	-	-	-	-	3	-57%	3
	2023	-	5	1	-	1	2	-	1	-	1	1	1	7	▼	13
<b>General Civil - Level 3</b>	2024	2	-	-	-	1	-	-	-	-	-	-	-	3	50%	3
	2023	2	-	-	-	-	-	-	1	-	1	1	-	2	▲	5
<b>Miscellaneous Civil</b>	2024	18	24	38	25	20	-	-	-	-	-	-	-	125	-28%	125
	2023	24	41	52	24	33	25	11	17	21	24	30	14	174	▼	316
<b>Misdemeanor</b>	2024	-	3	1	1	2	-	-	-	-	-	-	-	7	40%	7
	2023	-	5	-	-	-	-	-	1	2	1	4	1	5	▲	14
<b>Other Criminally Related Matters</b>	2024	-	-	-	1	-	-	-	-	-	-	-	-	1	0%	1
	2023	-	-	-	-	1	-	-	1	-	1	-	1	1	↔	4
<b>Probates/Wills &amp; Trusts - Level 2</b>	2024	-	1	-	-	-	-	-	-	-	-	-	-	1	0%	1
	2023	-	-	-	1	-	-	1	-	-	-	1	-	1	↔	3
<b>Uncontested Divorce</b>	2024	1	2	-	1	3	-	-	-	-	-	-	-	7	250%	7
	2023	-	1	1	-	-	1	-	-	4	-	5	1	2	▲	13

**CPSS-CCMS-10.01 CASELOAD STATISTICS OF THE CIRCUIT COURTS**

**Carroll**

January 2023 -- May 2024 Filings

Alexandria and Fairfax Circuit are not Included in State Totals

Dashboard		Monthly Filings Summary		Jan --- May Filings			
<b>Court:</b> Carroll Circuit <b>Start/End Date:</b> Jan-23 / May-24 <b>2023 Average Month:</b> 290 <b>Jan-May 2023:</b> 1,636 <b>Filings Trending:</b> ▼		<b>Circuit/Court ID:</b> 27 227035 <b>Type of Case:</b> Filings <b>2024 Average Month:</b> 308 <b>Jan-May 2024 :</b> 1,541 <b>Overall AVG. Month:</b> 295					

Filings by Division																
Divisions		Jan	Feb	Mar	Apr	May	Jun	Jul	Aug	Sep	Oct	Nov	Dec	Thru May	% Change	Total
<b>Total</b>	2024	270	365	367	286	253	-	-	-	-	-	-	-	1,541	-6%	1,541
	2023	397	257	390	315	277	343	199	271	275	251	178	326	1,636	▼	3,479
<b>Civil</b>	2024	19	24	29	33	34	-	-	-	-	-	-	-	139	-4%	139
	2023	32	18	30	37	28	26	28	17	21	33	19	18	145	▼	307
<b>Criminal</b>	2024	83	101	162	127	111	-	-	-	-	-	-	-	584	-4%	584
	2023	165	91	125	122	108	170	53	113	164	88	46	161	611	▼	1,406
<b>Concealed Handgun Permits</b>	2024	106	91	107	79	77	-	-	-	-	-	-	-	460	-30%	460
	2023	150	103	180	121	103	97	81	91	53	87	77	85	657	▼	1,228
<b>Miscellaneous/ Other</b>	2024	62	149	69	45	30	-	-	-	-	-	-	-	355	59%	355
	2023	50	45	55	35	38	48	37	50	37	43	36	61	223	▲	535
<b>Others</b>	2024	-	-	-	2	1	-	-	-	-	-	-	-	3	3	3
	2023	-	-	-	-	-	2	-	-	-	-	-	1	0	↔	3

Filings by Case Category																
Case Categories		Jan	Feb	Mar	Apr	May	Jun	Jul	Aug	Sep	Oct	Nov	Dec	Thru May	% Change	Total
<b>Administrative Law</b>	2024	-	-	-	-	-	-	-	-	-	-	-	-	0	0	0
	2023	-	-	-	-	-	-	-	-	1	-	-	-	0	↔	1
<b>Capital Murder</b>	2024	-	-	-	-	-	-	-	-	-	-	-	-	0	-100%	0
	2023	-	-	1	-	-	-	-	-	-	-	-	-	1	▼	1
<b>Contested Divorce</b>	2024	2	3	1	3	5	-	-	-	-	-	-	-	14	-13%	14
	2023	4	1	6	3	2	5	3	1	3	4	1	4	16	▼	37
<b>Domestic and Family - Level 1</b>	2024	1	1	13	5	14	-	-	-	-	-	-	-	34	31%	34
	2023	12	4	7	2	1	1	1	2	3	8	6	4	26	▲	51
<b>Domestic and Family - Level 2</b>	2024	1	2	3	1	5	-	-	-	-	-	-	-	12	9%	12
	2023	2	-	8	1	7	-	-	1	-	6	1	2	11	▲	28
<b>Felonies and Related Matters</b>	2024	72	76	145	87	102	-	-	-	-	-	-	-	482	-2%	482
	2023	142	74	108	87	79	137	28	98	149	70	36	140	490	▼	1,148
<b>General Civil - Level 1</b>	2024	1	-	-	-	1	-	-	-	-	-	-	-	2	0%	2
	2023	1	-	-	-	1	-	2	1	-	1	1	-	2	↔	7
<b>General Civil - Level 2</b>	2024	3	2	-	4	3	-	-	-	-	-	-	-	12	-52%	12
	2023	2	3	4	6	10	2	8	6	1	6	2	2	25	▼	52
<b>General Civil - Level 3</b>	2024	3	5	3	3	2	-	-	-	-	-	-	-	16	60%	16
	2023	2	-	1	4	3	3	2	1	2	1	1	2	10	▲	22
<b>Miscellaneous Civil</b>	2024	114	112	126	107	103	-	-	-	-	-	-	-	562	-24%	562
	2023	171	113	205	137	109	115	95	104	66	101	93	94	735	▼	1,403
<b>Misdemeanor</b>	2024	4	17	11	11	6	-	-	-	-	-	-	-	49	-21%	49
	2023	10	12	13	11	16	16	7	12	3	14	6	4	62	▼	124
<b>Other</b>	2024	54	129	49	19	5	-	-	-	-	-	-	-	256	79%	256
	2023	28	34	28	20	33	31	22	35	24	30	21	53	143	▲	359
<b>Other Criminally Related Matters</b>	2024	7	8	9	36	3	-	-	-	-	-	-	-	63	2%	63
	2023	13	6	6	24	13	18	18	3	12	4	5	17	62	▲	139
<b>Probates/Wills &amp; Trusts - Level 1</b>	2024	1	-	-	-	1	-	-	-	-	-	-	-	2	-33%	2
	2023	1	2	-	-	-	-	-	-	1	-	-	-	3	▼	4
<b>Probates/Wills &amp; Trusts - Level 2</b>	2024	1	4	2	4	1	-	-	-	-	-	-	-	12	50%	12
	2023	1	2	3	-	2	2	3	1	4	1	1	-	8	▲	20
<b>Uncontested Divorce</b>	2024	6	6	5	6	2	-	-	-	-	-	-	-	25	-40%	25
	2023	8	6	8	13	7	6	10	6	6	5	4	4	42	▼	83

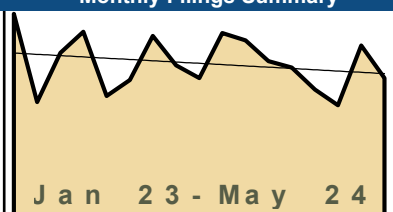
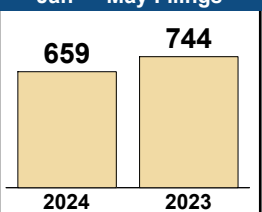
This report reflects data in the case management system. Numbers will update accordingly as reports are refreshed and posted.



Dashboard	Monthly Filings Summary	Jan --- May Filings				
<p><b>Court:</b> Floyd Circuit  <b>Start/End Date:</b> Jan-23 / May-24  <b>2023 Average Month:</b> 94  <b>Jan-May 2023:</b> 566  <b>Filings Trending:</b> ▼</p> <p><b>Circuit/Court ID:</b> 27 227063  <b>Type of Case:</b> Filings  <b>2024 Average Month:</b> 102  <b>Jan-May 2024 :</b> 511  <b>Overall AVG. Month:</b> 96</p>	<p>Jan 23 - May 24</p>	<table border="1" style="margin: auto;"> <tr> <td style="width: 50%; text-align: center;"><b>511</b></td> <td style="width: 50%; text-align: center;"><b>566</b></td> </tr> <tr> <td style="text-align: center;">2024</td> <td style="text-align: center;">2023</td> </tr> </table>	<b>511</b>	<b>566</b>	2024	2023
<b>511</b>	<b>566</b>					
2024	2023					

Filings by Division																
Divisions		Jan	Feb	Mar	Apr	May	Jun	Jul	Aug	Sep	Oct	Nov	Dec	Thru May	% Change	Total
<b>Total</b>	2024	122	82	121	110	76	-	-	-	-	-	-	-	511	-10%	511
	2023	163	100	117	100	86	90	116	62	59	106	67	60	566	▼	1,126
<b>Civil</b>	2024	12	8	34	8	5	-	-	-	-	-	-	-	67	12%	67
	2023	11	11	10	17	11	15	13	12	4	5	12	10	60	▲	131
<b>Criminal</b>	2024	70	25	16	38	8	-	-	-	-	-	-	-	157	-26%	157
	2023	85	22	33	43	29	28	66	10	26	54	22	14	212	▼	432
<b>Concealed Handgun Permits</b>	2024	29	44	54	49	51	-	-	-	-	-	-	-	227	-3%	227
	2023	56	50	61	27	39	40	27	33	21	36	24	27	233	▼	441
<b>Miscellaneous/ Other</b>	2024	11	5	17	15	12	-	-	-	-	-	-	-	60	-2%	60
	2023	11	17	13	13	7	7	10	7	8	11	9	9	61	▼	122

Filings by Case Category																
Case Categories		Jan	Feb	Mar	Apr	May	Jun	Jul	Aug	Sep	Oct	Nov	Dec	Thru May	% Change	Total
<b>Contested Divorce</b>	2024	1	1	-	3	2	-	-	-	-	-	-	-	7	-13%	7
	2023	1	2	2	1	2	1	3	1	2	-	3	3	8	▼	21
<b>Domestic and Family - Level 1</b>	2024	6	2	19	-	-	-	-	-	-	-	-	-	27	42%	27
	2023	-	2	6	9	2	5	-	4	-	1	6	3	19	▲	38
<b>Domestic and Family - Level 2</b>	2024	-	1	3	2	1	-	-	-	-	-	-	-	7	17%	7
	2023	-	-	1	2	3	-	2	-	-	-	-	-	6	▲	8
<b>Felonies and Related Matters</b>	2024	59	13	11	25	2	-	-	-	-	-	-	-	110	-24%	110
	2023	61	13	26	33	11	16	53	6	18	31	11	9	144	▼	288
<b>General Civil - Level 2</b>	2024	1	-	2	1	2	-	-	-	-	-	-	-	6	-45%	6
	2023	2	4	2	1	2	2	4	2	-	1	1	1	11	▼	22
<b>General Civil - Level 3</b>	2024	-	1	2	2	1	-	-	-	-	-	-	-	6	-14%	6
	2023	2	-	4	1	7	1	-	-	-	-	1	1	7	▼	17
<b>Miscellaneous Civil</b>	2024	40	49	71	61	60	-	-	-	-	-	-	-	281	-1%	281
	2023	67	64	72	37	44	46	36	40	29	47	29	35	284	▼	546
<b>Misdemeanor</b>	2024	10	12	5	13	5	-	-	-	-	-	-	-	45	-29%	45
	2023	23	7	5	10	18	12	13	4	5	22	10	4	63	▼	133
<b>Other</b>	2024	1	-	-	-	-	-	-	-	-	-	-	-	1	0%	1
	2023	-	-	-	1	-	-	-	1	-	-	-	-	1	↔	2
<b>Other Criminally Related Matters</b>	2024	1	-	-	-	1	-	-	-	-	-	-	-	2	-60%	2
	2023	1	2	2	-	-	-	-	-	3	1	1	1	5	▼	11
<b>Probates/Wills &amp; Trusts - Level 1</b>	2024	-	-	-	-	-	-	-	-	-	-	-	-	0	-100%	0
	2023	-	1	-	-	-	-	-	-	-	-	-	-	1	▼	1
<b>Probates/Wills &amp; Trusts - Level 2</b>	2024	1	-	-	-	-	-	-	-	-	-	-	-	1	-67%	1
	2023	2	-	-	1	-	-	1	1	-	1	2	2	3	▼	10
<b>Protective Orders</b>	2024	-	1	-	1	1	-	-	-	-	-	-	-	3	50%	3
	2023	1	1	-	-	-	-	-	-	-	-	-	-	2	▲	2
<b>Uncontested Divorce</b>	2024	2	2	8	2	1	-	-	-	-	-	-	-	15	25%	15
	2023	3	4	1	1	3	1	3	3	2	2	3	1	12	▲	27

Dashboard	Monthly Filings Summary	Jan --- May Filings
<p><b>Court:</b> Giles Circuit  <b>Start/End Date:</b> Jan-23 / May-24  <b>2023 Average Month:</b> 151  <b>Jan-May 2023:</b> 744  <b>Filings Trending:</b> ▼</p>	<p><b>Circuit/Court ID:</b> 27 227071  <b>Type of Case:</b> Filings  <b>2024 Average Month:</b>132  <b>Jan-May 2024 :</b> 659  <b>Overall AVG. Month:</b> 145</p> 	<p style="text-align: center;"><b>659</b>      <b>744</b></p>  <p style="text-align: center;">2024      2023</p>

Filings by Division																
Divisions		Jan	Feb	Mar	Apr	May	Jun	Jul	Aug	Sep	Oct	Nov	Dec	Thru May	% Change	Total
<b>Total</b>	2024	141	120	105	162	131	-	-	-	-	-	-	-	659	-11%	659
	2023	192	108	155	175	114	129	171	143	131	174	167	147	744	▼	1,806
<b>Civil</b>	2024	19	22	14	15	7	-	-	-	-	-	-	-	77	4%	77
	2023	6	12	16	15	25	13	18	22	31	21	12	8	74	▲	199
<b>Criminal</b>	2024	48	31	32	84	56	-	-	-	-	-	-	-	251	5%	251
	2023	89	9	33	78	29	51	71	45	44	76	98	19	238	▲	642
<b>Concealed Handgun Permits</b>	2024	30	43	33	30	39	-	-	-	-	-	-	-	175	-41%	175
	2023	75	51	75	60	36	36	48	39	30	39	35	31	297	▼	555
<b>Miscellaneous/Other</b>	2024	43	24	26	33	29	-	-	-	-	-	-	-	155	17%	155
	2023	22	35	30	22	24	28	34	36	26	36	22	89	133	▲	404
<b>Others</b>	2024	1	-	-	-	-	-	-	-	-	-	-	-	1	-50%	1
	2023	-	1	1	-	-	1	-	1	-	2	-	-	2	▼	6

Filings by Case Category																
Case Categories		Jan	Feb	Mar	Apr	May	Jun	Jul	Aug	Sep	Oct	Nov	Dec	Thru May	% Change	Total
<b>Administrative Law</b>	2024	-	-	-	-	-	-	-	-	-	-	-	-	0	0	0
	2023	-	-	-	-	-	-	-	1	-	-	-	-	0	↔	1
<b>Contested Divorce</b>	2024	1	-	-	2	-	-	-	-	-	-	-	-	3	-80%	3
	2023	2	4	2	3	4	-	-	-	1	1	1	1	15	▼	19
<b>Domestic and Family - Level 1</b>	2024	9	12	1	1	2	-	-	-	-	-	-	-	25	25%	25
	2023	1	-	4	1	14	6	12	12	26	7	5	1	20	▲	89
<b>Domestic and Family - Level 2</b>	2024	2	-	1	4	-	-	-	-	-	-	-	-	7	600%	7
	2023	-	-	1	-	-	2	1	2	1	1	-	1	1	▲	9
<b>Felonies and Related Matters</b>	2024	39	12	21	74	46	-	-	-	-	-	-	-	192	36%	192
	2023	49	5	16	53	18	34	49	26	23	51	72	9	141	▲	405
<b>General Civil - Level 1</b>	2024	-	-	-	-	-	-	-	-	-	-	-	-	0	0	0
	2023	-	-	-	-	-	-	-	-	1	1	2	-	0	↔	4
<b>General Civil - Level 2</b>	2024	1	2	2	4	2	-	-	-	-	-	-	-	11	0%	11
	2023	-	4	2	4	1	-	1	1	2	2	1	-	11	↔	18
<b>General Civil - Level 3</b>	2024	-	4	-	-	-	-	-	-	-	-	-	-	4	-43%	4
	2023	1	2	1	1	2	2	1	2	1	2	-	2	7	▼	17
<b>Miscellaneous Civil</b>	2024	37	50	43	41	50	-	-	-	-	-	-	-	221	-34%	221
	2023	78	64	86	66	40	40	59	50	40	51	40	38	334	▼	652
<b>Misdemeanor</b>	2024	9	15	9	11	10	-	-	-	-	-	-	-	54	-40%	54
	2023	38	3	17	22	10	17	21	16	19	25	22	8	90	▼	218
<b>Other</b>	2024	36	16	18	21	17	-	-	-	-	-	-	-	108	15%	108
	2023	19	20	20	16	19	23	21	25	14	27	16	82	94	▲	302
<b>Other Criminally Related Matters</b>	2024	-	4	2	-	-	-	-	-	-	-	-	-	6	-14%	6
	2023	2	1	-	3	1	-	1	3	2	1	4	2	7	▼	20
<b>Probates/Wills &amp; Trusts - Level 2</b>	2024	1	1	-	-	1	-	-	-	-	-	-	-	3	-50%	3
	2023	2	1	2	1	-	1	1	2	-	4	2	-	6	▼	16
<b>Protective Orders</b>	2024	-	-	-	-	-	-	-	-	-	-	-	-	0	-100%	0
	2023	-	-	-	-	1	-	-	-	-	-	-	-	1	▼	1
<b>Uncontested Divorce</b>	2024	6	4	8	4	3	-	-	-	-	-	-	-	25	47%	25
	2023	-	4	4	5	4	4	4	3	1	1	2	3	17	▲	35

This report reflects data in the case management system. Numbers will update accordingly as reports are refreshed and posted.

Dashboard		Monthly Filings Summary		Jan --- May Filings	
<b>Court:</b> Grayson Circuit	<b>Circuit/Court ID:</b> 27 227077				
<b>Start/End Date:</b> Jan-23 / May-24	<b>Type of Case:</b> Filings				
<b>2023 Average Month:</b> 176	<b>2024 Average Month:</b> 165				
<b>Jan-May 2023:</b> 1,009	<b>Jan-May 2024 :</b> 827				
<b>Filings Trending:</b> ▼	<b>Overall AVG. Month:</b> 173				

Filings by Division																
Divisions		Jan	Feb	Mar	Apr	May	Jun	Jul	Aug	Sep	Oct	Nov	Dec	Thru May	% Change	Total
<b>Total</b>	2024	159	177	134	178	179	-	-	-	-	-	-	-	827	-18%	827
	2023	250	166	244	180	169	176	194	130	113	228	135	127	1,009	▼	2,112
<b>Civil</b>	2024	19	21	17	17	19	-	-	-	-	-	-	-	93	-17%	93
	2023	12	17	35	24	24	34	19	17	26	31	19	17	112	▼	275
<b>Criminal</b>	2024	60	78	50	97	111	-	-	-	-	-	-	-	396	1%	396
	2023	126	50	75	80	62	71	118	50	33	123	51	52	393	▲	891
<b>Concealed Handgun Permits</b>	2024	51	50	44	43	36	-	-	-	-	-	-	-	224	-38%	224
	2023	80	76	95	53	57	49	29	31	38	53	52	33	361	▼	646
<b>Miscellaneous/Other</b>	2024	29	28	23	21	13	-	-	-	-	-	-	-	114	-20%	114
	2023	32	23	39	23	26	22	28	32	16	20	13	25	143	▼	299
<b>Others</b>	2024	-	-	-	-	-	-	-	-	-	-	-	-	0	0	0
	2023	-	-	-	-	-	-	-	-	-	1	-	-	0	↔	1

Filings by Case Category																
Case Categories		Jan	Feb	Mar	Apr	May	Jun	Jul	Aug	Sep	Oct	Nov	Dec	Thru May	% Change	Total
<b>Administrative Law</b>	2024	-	-	-	-	-	-	-	-	-	-	-	-	0	0	0
	2023	-	-	-	-	-	-	-	1	-	-	-	-	0	↔	1
<b>Capital Murder</b>	2024	-	-	-	-	-	-	-	-	-	-	-	-	0	0	0
	2023	-	-	-	-	-	-	1	-	-	-	-	-	0	↔	1
<b>Contested Divorce</b>	2024	3	1	-	-	2	-	-	-	-	-	-	-	6	0%	6
	2023	1	1	2	1	1	3	2	-	2	2	1	1	6	↔	17
<b>Domestic and Family - Level 1</b>	2024	2	4	1	4	3	-	-	-	-	-	-	-	14	-60%	14
	2023	6	2	19	4	4	5	5	1	2	4	6	2	35	▼	60
<b>Domestic and Family - Level 2</b>	2024	4	2	1	1	4	-	-	-	-	-	-	-	12	71%	12
	2023	-	2	1	1	3	2	-	-	9	-	-	-	7	▲	18
<b>Felonies and Related Matters</b>	2024	45	56	42	89	95	-	-	-	-	-	-	-	327	5%	327
	2023	98	38	65	69	40	51	94	31	19	89	35	36	310	▲	665
<b>General Civil - Level 1</b>	2024	-	-	-	-	-	-	-	-	-	-	-	-	0	-100%	0
	2023	1	-	-	-	-	-	-	-	-	-	-	-	1	▼	1
<b>General Civil - Level 2</b>	2024	-	2	2	4	1	-	-	-	-	-	-	-	9	29%	9
	2023	1	1	-	4	1	1	-	4	5	1	4	1	7	▲	23
<b>General Civil - Level 3</b>	2024	4	8	4	1	3	-	-	-	-	-	-	-	20	-9%	20
	2023	2	2	4	4	10	17	2	2	3	15	4	6	22	▼	71
<b>Miscellaneous Civil</b>	2024	54	58	49	47	42	-	-	-	-	-	-	-	250	-36%	250
	2023	84	79	102	61	66	59	40	40	43	56	56	39	392	▼	725
<b>Misdemeanor</b>	2024	13	20	6	8	15	-	-	-	-	-	-	-	62	-14%	62
	2023	23	10	9	11	19	19	23	21	10	34	12	13	72	▼	204
<b>Other</b>	2024	27	22	19	15	8	-	-	-	-	-	-	-	91	-19%	91
	2023	26	19	34	16	18	14	21	24	12	17	11	20	113	▼	232
<b>Other Criminally Related Matters</b>	2024	2	3	2	1	1	-	-	-	-	-	-	-	9	-31%	9
	2023	5	3	1	1	3	2	2	-	4	2	4	3	13	▼	30
<b>Probates/Wills &amp; Trusts - Level 2</b>	2024	1	-	2	1	-	-	-	-	-	-	-	-	4	-67%	4
	2023	1	2	5	3	1	1	2	1	-	-	2	1	12	▼	19
<b>Protective Orders</b>	2024	-	-	-	-	-	-	-	-	-	-	-	-	0	0	0
	2023	-	-	-	-	-	-	-	-	-	-	-	1	0	↔	1
<b>Uncontested Divorce</b>	2024	4	1	6	7	5	-	-	-	-	-	-	-	23	21%	23
	2023	2	7	2	5	3	2	2	5	4	8	-	4	19	▲	44

This report reflects data in the case management system. Numbers will update accordingly as reports are refreshed and posted.

# CPSS-CCMS-10.01 CASELOAD STATISTICS OF THE CIRCUIT COURTS

Montgomery

January 2023 -- May 2024 Filings

Alexandria and Fairfax Circuit are not Included in State Totals

Dashboard		Monthly Filings Summary		Jan --- May Filings	
<b>Court:</b> Montgomery Circuit	<b>Circuit/Court ID:</b> 27 227121			<b>2,341</b>	<b>2,478</b>
<b>Start/End Date:</b> Jan-23 / May-24	<b>Type of Case:</b> Filings				
<b>2023 Average Month:</b> 488	<b>2024 Average Month:</b> 468				
<b>Jan-May 2023:</b> 2,478	<b>Jan-May 2024 :</b> 2,341				
<b>Filings Trending:</b> ▼	<b>Overall AVG. Month:</b> 482				

Filings by Division																
Divisions		Jan	Feb	Mar	Apr	May	Jun	Jul	Aug	Sep	Oct	Nov	Dec	Thru May	% Change	Total
<b>Total</b>	2024	468	431	411	567	464	-	-	-	-	-	-	-	2,341	-6%	2,341
	2023	514	441	455	555	513	371	519	480	509	525	415	555	2,478	▼	5,852
<b>Civil</b>	2024	35	36	48	32	42	-	-	-	-	-	-	-	193	-17%	193
	2023	45	37	57	38	55	50	32	55	47	60	36	43	232	▼	555
<b>Criminal</b>	2024	247	185	153	328	262	-	-	-	-	-	-	-	1,175	-5%	1,175
	2023	263	169	207	340	256	167	328	235	323	290	170	188	1,235	▼	2,936
<b>Concealed Handgun Permits</b>	2024	84	118	126	114	87	-	-	-	-	-	-	-	529	-9%	529
	2023	118	130	119	104	110	80	78	93	62	105	111	88	581	▼	1,198
<b>Miscellaneous/ Other</b>	2024	101	92	84	93	72	-	-	-	-	-	-	-	442	3%	442
	2023	88	105	72	73	91	74	81	96	77	69	98	236	429	▲	1,160
<b>Others</b>	2024	1	-	-	-	1	-	-	-	-	-	-	-	2	100%	2
	2023	-	-	-	-	1	-	-	1	-	1	-	-	1	▲	3

Filings by Case Category																
Case Categories		Jan	Feb	Mar	Apr	May	Jun	Jul	Aug	Sep	Oct	Nov	Dec	Thru May	% Change	Total
<b>Administrative Law</b>	2024	-	-	-	-	2	-	-	-	-	-	-	-	2	-33%	2
	2023	1	-	2	-	-	-	-	-	-	-	-	-	3	▼	3
<b>Contested Divorce</b>	2024	5	2	4	4	2	-	-	-	-	-	-	-	17	-48%	17
	2023	6	3	8	9	7	8	2	9	5	6	6	8	33	▼	77
<b>Domestic and Family - Level 1</b>	2024	7	2	13	12	10	-	-	-	-	-	-	-	44	144%	44
	2023	1	-	6	3	8	7	2	19	6	7	2	9	18	▲	70
<b>Domestic and Family - Level 2</b>	2024	3	4	-	-	1	-	-	-	-	-	-	-	8	-33%	8
	2023	1	-	4	3	4	1	2	1	3	-	3	2	12	▼	24
<b>Felonies and Related Matters</b>	2024	139	136	94	210	157	-	-	-	-	-	-	-	736	-13%	736
	2023	198	123	139	238	147	105	225	145	200	208	91	109	845	▼	1,928
<b>General Civil - Level 1</b>	2024	-	3	1	-	-	-	-	-	-	-	-	-	4	33%	4
	2023	-	-	1	2	-	3	3	-	1	1	1	-	3	▲	12
<b>General Civil - Level 2</b>	2024	5	5	7	6	9	-	-	-	-	-	-	-	32	-11%	32
	2023	4	9	8	3	12	11	7	6	13	16	5	7	36	▼	101
<b>General Civil - Level 3</b>	2024	2	7	9	5	6	-	-	-	-	-	-	-	29	-28%	29
	2023	19	8	6	3	4	7	7	7	2	6	5	9	40	▼	83
<b>Miscellaneous Civil</b>	2024	110	150	155	164	135	-	-	-	-	-	-	-	714	-1%	714
	2023	145	157	150	132	140	112	112	125	81	134	148	124	724	▼	1,560
<b>Misdemeanor</b>	2024	98	43	53	111	86	-	-	-	-	-	-	-	391	11%	391
	2023	56	41	60	92	102	58	89	83	118	67	64	69	351	▲	899
<b>Other</b>	2024	74	58	51	39	22	-	-	-	-	-	-	-	244	-12%	244
	2023	60	79	39	41	57	37	44	61	56	37	57	195	276	▼	763
<b>Other Criminally Related Matters</b>	2024	10	6	6	7	19	-	-	-	-	-	-	-	48	23%	48
	2023	9	5	8	10	7	4	14	7	5	15	15	10	39	▲	109
<b>Probates/Wills &amp; Trusts - Level 1</b>	2024	-	-	-	-	-	-	-	-	-	-	-	-	0	-100%	0
	2023	-	-	1	-	-	1	-	-	-	-	-	-	1	▼	2
<b>Probates/Wills &amp; Trusts - Level 2</b>	2024	1	2	2	-	2	-	-	-	-	-	-	-	7	-42%	7
	2023	1	3	4	2	2	1	-	1	1	4	1	-	12	▼	20
<b>Uncontested Divorce</b>	2024	14	13	16	9	13	-	-	-	-	-	-	-	65	-24%	65
	2023	13	13	19	17	23	16	12	16	18	24	17	13	85	▼	201

This report reflects data in the case management system. Numbers will update accordingly as reports are refreshed and posted.

Dashboard		Monthly Filings Summary		Jan --- May Filings			
<p><b>Court:</b> Pulaski Circuit  <b>Start/End Date:</b> Jan-23 / May-24  <b>2023 Average Month:</b> 275  <b>Jan-May 2023:</b> 1,572  <b>Filings Trending:</b> ▼</p>	<p><b>Circuit/Court ID:</b> 27 227155  <b>Type of Case:</b> Filings  <b>2024 Average Month:</b> 299  <b>Jan-May 2024 :</b> 1,493  <b>Overall AVG. Month:</b> 282</p>	<p style="font-weight: bold; font-size: 1.2em;">Jan 23 - May 24</p>	<table border="1" style="margin: auto; border-collapse: collapse;"> <tr> <td style="width: 50%; text-align: center; padding: 10px;"> <div style="font-size: 1.5em; font-weight: bold;">1,493</div> <div style="font-size: 0.8em;">2024</div> </td> <td style="width: 50%; text-align: center; padding: 10px;"> <div style="font-size: 1.5em; font-weight: bold;">1,572</div> <div style="font-size: 0.8em;">2023</div> </td> </tr> </table>			<div style="font-size: 1.5em; font-weight: bold;">1,493</div> <div style="font-size: 0.8em;">2024</div>	<div style="font-size: 1.5em; font-weight: bold;">1,572</div> <div style="font-size: 0.8em;">2023</div>
<div style="font-size: 1.5em; font-weight: bold;">1,493</div> <div style="font-size: 0.8em;">2024</div>	<div style="font-size: 1.5em; font-weight: bold;">1,572</div> <div style="font-size: 0.8em;">2023</div>						

Filings by Division																	
Divisions		Jan	Feb	Mar	Apr	May	Jun	Jul	Aug	Sep	Oct	Nov	Dec	Thru May	% Change	Total	
<b>Total</b>	2024	342	302	262	345	242	-	-	-	-	-	-	-	-	1,493	-5%	1,493
	2023	376	264	400	261	271	235	283	217	241	357	180	209	1,572	▼	3,294	
<b>Civil</b>	2024	32	37	22	49	20	-	-	-	-	-	-	-	160	18%	160	
	2023	21	31	36	24	24	34	17	27	28	52	17	23	136	▲	334	
<b>Criminal</b>	2024	181	135	110	168	131	-	-	-	-	-	-	-	725	-17%	725	
	2023	224	113	242	142	151	115	203	108	133	195	90	111	872	▼	1,827	
<b>Concealed Handgun Permits</b>	2024	81	90	90	81	46	-	-	-	-	-	-	-	388	-21%	388	
	2023	111	107	109	80	82	65	59	64	67	91	60	70	489	▼	965	
<b>Miscellaneous/ Other</b>	2024	48	40	40	47	45	-	-	-	-	-	-	-	220	193%	220	
	2023	20	13	13	15	14	21	4	18	13	19	13	5	75	▲	168	

Filings by Case Category																
Case Categories		Jan	Feb	Mar	Apr	May	Jun	Jul	Aug	Sep	Oct	Nov	Dec	Thru May	% Change	Total
<b>Administrative Law</b>	2024	-	-	-	1	-	-	-	-	-	-	-	-	1	1	1
	2023	-	-	-	-	-	-	-	-	1	-	-	-	0	↔	1
<b>Capital Murder</b>	2024	-	1	-	1	-	-	-	-	-	-	-	-	2	100%	2
	2023	-	-	-	1	-	-	-	-	-	2	-	-	1	▲	3
<b>Contested Divorce</b>	2024	4	2	2	4	3	-	-	-	-	-	-	-	15	-6%	15
	2023	5	3	3	3	2	2	2	5	5	3	2	2	16	▼	37
<b>Domestic and Family - Level 1</b>	2024	4	13	6	25	-	-	-	-	-	-	-	-	48	55%	48
	2023	4	9	5	10	3	5	3	7	4	28	2	9	31	▲	89
<b>Domestic and Family - Level 2</b>	2024	1	2	-	2	-	-	-	-	-	-	-	-	5	67%	5
	2023	-	1	-	2	-	2	-	-	2	-	-	-	3	▲	7
<b>Felonies and Related Matters</b>	2024	111	91	51	128	83	-	-	-	-	-	-	-	464	-20%	464
	2023	154	62	169	98	96	72	165	64	88	151	53	60	579	▼	1,232
<b>General Civil - Level 1</b>	2024	-	-	1	1	-	-	-	-	-	-	-	-	2	-33%	2
	2023	-	-	-	1	2	-	-	-	-	-	-	1	3	▼	4
<b>General Civil - Level 2</b>	2024	4	6	-	4	1	-	-	-	-	-	-	-	15	-25%	15
	2023	3	4	2	6	5	4	1	3	1	4	5	3	20	▼	41
<b>General Civil - Level 3</b>	2024	4	2	3	2	2	-	-	-	-	-	-	-	13	0%	13
	2023	2	3	4	1	3	6	3	4	8	3	3	2	13	↔	42
<b>Miscellaneous Civil</b>	2024	86	100	103	102	69	-	-	-	-	-	-	-	460	-18%	460
	2023	130	118	125	92	97	88	64	83	77	109	71	75	562	▼	1,129
<b>Misdemeanor</b>	2024	62	39	46	25	36	-	-	-	-	-	-	-	208	-14%	208
	2023	55	46	61	36	44	39	35	36	41	36	27	45	242	▼	501
<b>Other</b>	2024	42	30	27	29	24	-	-	-	-	-	-	-	152	4,967%	152
	2023	-	-	2	-	1	1	-	-	-	-	2	-	3	▲	6
<b>Other Criminally Related Matters</b>	2024	8	5	13	14	12	-	-	-	-	-	-	-	52	2%	52
	2023	15	6	12	7	11	5	3	8	4	6	10	6	51	▲	93
<b>Probates/Wills &amp; Trusts - Level 1</b>	2024	-	-	1	-	-	-	-	-	-	-	-	-	1	-50%	1
	2023	-	-	2	-	-	-	-	-	-	1	-	-	2	▼	3
<b>Probates/Wills &amp; Trusts - Level 2</b>	2024	2	4	3	2	2	-	-	-	-	-	-	-	13	117%	13
	2023	-	2	3	1	-	1	1	1	1	1	3	1	6	▲	15
<b>Protective Orders</b>	2024	1	1	1	-	1	-	-	-	-	-	-	-	4	-69%	4
	2023	4	3	4	-	2	3	-	1	3	3	1	2	13	▼	26
<b>Uncontested Divorce</b>	2024	13	6	5	5	9	-	-	-	-	-	-	-	38	41%	38
	2023	4	7	8	3	5	7	6	5	6	8	3	3	27	▲	65

Dashboard		Monthly Filings Summary		Jan --- May Filings	
<p><b>Court:</b> Wythe Circuit  <b>Start/End Date:</b> Jan-23 / May-24  <b>2023 Average Month:</b> 238  <b>Jan-May 2023:</b> 1,333  <b>Filings Trending:</b> ▼</p>	<p><b>Circuit/Court ID:</b> 27 227197  <b>Type of Case:</b> Filings  <b>2024 Average Month:</b> 239  <b>Jan-May 2024 :</b> 1,196  <b>Overall AVG. Month:</b> 239</p>	<p style="text-align: center; font-weight: bold; color: white;">Jan 23 - May 24</p>		<div style="display: flex; justify-content: space-around;"> <div style="text-align: center;"> <p style="font-size: 1.2em; font-weight: bold;">1,196</p> <p style="font-size: 0.8em;">2024</p> </div> <div style="text-align: center;"> <p style="font-size: 1.2em; font-weight: bold;">1,333</p> <p style="font-size: 0.8em;">2023</p> </div> </div>	

Filings by Division																
Divisions		Jan	Feb	Mar	Apr	May	Jun	Jul	Aug	Sep	Oct	Nov	Dec	Thru May	% Change	Total
<b>Total</b>	2024	257	230	220	315	174	-	-	-	-	-	-	-	1,196	-10%	1,196
	2023	277	324	273	246	213	230	165	258	157	376	152	188	1,333	▼	2,859
<b>Civil</b>	2024	23	24	30	36	11	-	-	-	-	-	-	-	124	-9%	124
	2023	29	25	20	31	32	38	24	70	16	32	19	24	137	▼	360
<b>Criminal</b>	2024	143	96	105	175	92	-	-	-	-	-	-	-	611	19%	611
	2023	125	120	96	86	88	99	55	104	53	250	65	75	515	▲	1,216
<b>Concealed Handgun Permits</b>	2024	79	91	63	85	56	-	-	-	-	-	-	-	374	-37%	374
	2023	108	151	140	113	78	73	64	66	70	75	54	70	590	▼	1,062
<b>Miscellaneous/ Other</b>	2024	11	19	22	19	15	-	-	-	-	-	-	-	86	-5%	86
	2023	15	28	17	16	15	20	22	18	18	19	14	19	91	▼	221
<b>Others</b>	2024	1	-	-	-	-	-	-	-	-	-	-	-	1	1	1
	2023	-	-	-	-	-	-	-	-	-	-	-	-	0	↔	0

Filings by Case Category																
Case Categories		Jan	Feb	Mar	Apr	May	Jun	Jul	Aug	Sep	Oct	Nov	Dec	Thru May	% Change	Total
<b>Administrative Law</b>	2024	-	-	1	-	-	-	-	-	-	-	-	-	1	1	1
	2023	-	-	-	-	-	1	-	-	-	-	-	-	0	↔	1
<b>Contested Divorce</b>	2024	1	2	5	5	2	-	-	-	-	-	-	-	15	-25%	15
	2023	3	5	3	3	6	5	2	9	-	5	4	4	20	▼	49
<b>Domestic and Family - Level 1</b>	2024	8	3	2	10	-	-	-	-	-	-	-	-	23	-18%	23
	2023	11	4	5	6	2	3	-	38	2	7	3	8	28	▼	89
<b>Domestic and Family - Level 2</b>	2024	-	2	1	2	3	-	-	-	-	-	-	-	8	167%	8
	2023	-	-	1	1	1	-	1	1	-	-	3	-	3	▲	8
<b>Felonies and Related Matters</b>	2024	111	70	54	124	64	-	-	-	-	-	-	-	423	8%	423
	2023	99	93	72	60	67	72	33	77	37	213	46	53	391	▲	922
<b>General Civil - Level 1</b>	2024	-	-	-	-	-	-	-	-	-	-	-	-	0	-100%	0
	2023	1	-	-	-	-	1	-	-	-	-	-	-	1	▼	2
<b>General Civil - Level 2</b>	2024	2	3	6	1	-	-	-	-	-	-	-	-	12	9%	12
	2023	2	2	-	4	3	7	4	8	3	6	4	7	11	▲	50
<b>General Civil - Level 3</b>	2024	2	6	8	4	2	-	-	-	-	-	-	-	22	-21%	22
	2023	6	8	2	4	8	7	5	6	4	6	6	6	28	▼	68
<b>Miscellaneous Civil</b>	2024	93	108	87	106	70	-	-	-	-	-	-	-	464	-33%	464
	2023	124	181	160	130	97	95	84	79	88	95	64	83	692	▼	1,280
<b>Misdemeanor</b>	2024	28	22	46	45	23	-	-	-	-	-	-	-	164	45%	164
	2023	25	24	17	28	19	21	19	21	15	36	19	21	113	▲	265
<b>Other</b>	2024	2	-	-	-	-	-	-	-	-	-	-	-	2	0%	2
	2023	-	2	-	-	-	-	-	1	1	-	1	-	2	↔	5
<b>Other Criminally Related Matters</b>	2024	4	4	5	7	5	-	-	-	-	-	-	-	25	39%	25
	2023	1	3	8	4	2	6	4	6	1	2	-	1	18	▲	38
<b>Probates/Wills &amp; Trusts - Level 1</b>	2024	-	-	-	-	-	-	-	-	-	-	-	-	0	-100%	0
	2023	1	-	-	-	-	-	-	-	-	-	-	1	1	▼	2
<b>Probates/Wills &amp; Trusts - Level 2</b>	2024	2	-	-	2	-	-	-	-	-	-	-	-	4	-56%	4
	2023	-	2	3	2	2	2	2	1	2	1	1	1	9	▼	19
<b>Uncontested Divorce</b>	2024	4	10	5	9	5	-	-	-	-	-	-	-	33	106%	33
	2023	4	-	2	4	6	10	11	11	4	5	1	3	16	▲	61



Dashboard		Monthly Filings Summary		Jan --- May Filings	
<p><b>Court:</b> Radford Circuit  <b>Start/End Date:</b> Jan-23 / May-24  <b>2023 Average Month:</b> 96  <b>Jan-May 2023:</b> 486  <b>Filings Trending:</b> ▲</p>	<p><b>Circuit/Court ID:</b> 27 227750  <b>Type of Case:</b> Filings  <b>2024 Average Month:</b> 109  <b>Jan-May 2024 :</b> 546  <b>Overall AVG. Month:</b> 100</p>				

Filings by Division																
Divisions		Jan	Feb	Mar	Apr	May	Jun	Jul	Aug	Sep	Oct	Nov	Dec	Thru May	% Change	Total
<b>Total</b>	2024	56	64	302	61	63	-	-	-	-	-	-	-	546	12%	546
	2023	71	74	217	50	74	160	53	84	164	56	52	99	486	▲	1,154
<b>Civil</b>	2024	6	14	14	4	9	-	-	-	-	-	-	-	47	-47%	47
	2023	6	16	46	4	16	19	5	7	4	8	10	2	88	▼	143
<b>Criminal</b>	2024	19	21	264	30	27	-	-	-	-	-	-	-	361	47%	361
	2023	32	30	144	20	20	119	25	34	140	22	17	69	246	▲	672
<b>Concealed Handgun Permits</b>	2024	25	22	18	17	16	-	-	-	-	-	-	-	98	-12%	98
	2023	28	17	15	22	29	16	13	27	12	15	19	21	111	▼	234
<b>Miscellaneous/ Other</b>	2024	6	7	6	10	11	-	-	-	-	-	-	-	40	-2%	40
	2023	5	11	12	4	9	6	9	15	8	11	6	7	41	▼	103
<b>Others</b>	2024	-	-	-	-	-	-	-	-	-	-	-	-	0	0	0
	2023	-	-	-	-	-	-	1	1	-	-	-	-	0	↔	2

Filings by Case Category																
Case Categories		Jan	Feb	Mar	Apr	May	Jun	Jul	Aug	Sep	Oct	Nov	Dec	Thru May	% Change	Total
<b>Contested Divorce</b>	2024	1	1	1	1	1	-	-	-	-	-	-	-	5	150%	5
	2023	-	1	-	-	1	4	-	-	1	-	-	1	2	▲	8
<b>Domestic and Family - Level 1</b>	2024	1	8	1	-	5	-	-	-	-	-	-	-	15	15%	15
	2023	-	10	1	-	2	4	2	4	1	3	3	-	13	▲	30
<b>Domestic and Family - Level 2</b>	2024	-	-	1	-	-	-	-	-	-	-	-	-	1	-80%	1
	2023	-	2	3	-	-	2	1	-	-	1	-	-	5	▼	9
<b>Felonies and Related Matters</b>	2024	12	11	239	28	21	-	-	-	-	-	-	-	311	77%	311
	2023	17	16	119	10	14	92	14	19	108	8	12	57	176	▲	486
<b>General Civil - Level 1</b>	2024	-	-	-	-	-	-	-	-	-	-	-	-	0	0	0
	2023	-	-	-	-	-	1	-	-	-	-	-	-	0	↔	1
<b>General Civil - Level 2</b>	2024	-	-	1	2	-	-	-	-	-	-	-	-	3	-63%	3
	2023	3	1	1	1	2	3	1	1	-	2	3	2	8	▼	20
<b>General Civil - Level 3</b>	2024	1	1	3	-	2	-	-	-	-	-	-	-	7	0%	7
	2023	-	-	1	-	6	1	-	1	-	1	2	-	7	↔	12
<b>Miscellaneous Civil</b>	2024	31	29	24	27	27	-	-	-	-	-	-	-	138	-7%	138
	2023	33	28	24	26	37	20	22	41	20	25	24	26	148	▼	326
<b>Misdemeanor</b>	2024	5	8	29	2	2	-	-	-	-	-	-	-	46	-55%	46
	2023	12	13	65	8	4	24	10	11	31	13	4	12	102	▼	207
<b>Other</b>	2024	-	-	-	-	-	-	-	-	-	-	-	-	0	-100%	0
	2023	-	-	-	-	1	1	1	1	-	-	-	-	1	▼	4
<b>Other Criminally Related Matters</b>	2024	2	2	-	-	4	-	-	-	-	-	-	-	8	-11%	8
	2023	3	1	-	2	3	4	1	4	2	1	1	-	9	▼	22
<b>Probates/Wills &amp; Trusts - Level 1</b>	2024	-	-	-	-	-	-	-	-	-	-	-	-	0	-100%	0
	2023	1	-	-	-	-	-	-	-	-	-	-	-	1	▼	1
<b>Protective Orders</b>	2024	-	2	-	-	-	-	-	-	-	-	-	-	2	100%	2
	2023	-	-	-	-	1	-	-	1	-	-	-	-	1	▲	2
<b>Uncontested Divorce</b>	2024	3	2	3	1	1	-	-	-	-	-	-	-	10	-23%	10
	2023	2	2	3	3	3	4	1	1	1	2	3	1	13	▼	26

# CPSS-CCMS-10.01 CASELOAD STATISTICS OF THE CIRCUIT COURTS

Smyth

January 2023 -- May 2024 Filings

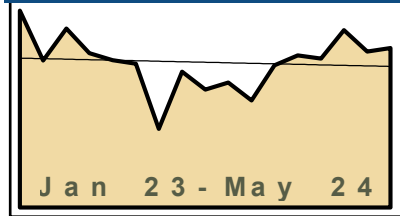
Alexandria and Fairfax Circuit are not Included in State Totals

## Dashboard

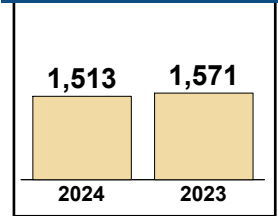
**Court:** Smyth Circuit  
**Start/End Date:** Jan-23 / May-24  
**2023 Average Month:** 266  
**Jan-May 2023:** 1,571  
**Filings Trending:** ▼

**Circuit/Court ID:** 28 228173  
**Type of Case:** Filings  
**2024 Average Month:** 303  
**Jan-May 2024 :** 1,513  
**Overall AVG. Month:** 277

## Monthly Filings Summary



## Jan --- May Filings



## Filings by Division

Divisions		Jan	Feb	Mar	Apr	May	Jun	Jul	Aug	Sep	Oct	Nov	Dec	Thru May	% Change	Total
<b>Total</b>	2024	290	284	338	297	304	-	-	-	-	-	-	-	1,513	-4%	1,513
	2023	375	280	341	294	281	274	150	259	225	238	204	271	1,571	▼	3,192
<b>Civil</b>	2024	19	23	21	43	35	-	-	-	-	-	-	-	141	27%	141
	2023	30	14	20	18	29	49	17	39	30	19	33	22	111	▲	320
<b>Criminal</b>	2024	75	86	140	85	87	-	-	-	-	-	-	-	473	-2%	473
	2023	147	72	102	70	92	69	28	90	86	85	59	100	483	▼	1,000
<b>Concealed Handgun Permits</b>	2024	75	106	89	77	74	-	-	-	-	-	-	-	421	-34%	421
	2023	135	117	150	135	100	69	53	68	52	74	53	36	637	▼	1,042
<b>Miscellaneous/Other</b>	2024	114	57	78	81	97	-	-	-	-	-	-	-	427	44%	427
	2023	60	69	52	67	49	78	51	50	47	55	48	103	297	▲	729
<b>Others</b>	2024	7	12	10	11	11	-	-	-	-	-	-	-	51	19%	51
	2023	3	8	17	4	11	9	1	12	10	5	11	10	43	▲	101

## Filings by Case Category

Case Categories		Jan	Feb	Mar	Apr	May	Jun	Jul	Aug	Sep	Oct	Nov	Dec	Thru May	% Change	Total
<b>Administrative Law</b>	2024	-	-	-	1	-	-	-	-	-	-	-	-	1	1	1
	2023	-	-	-	-	-	1	-	-	-	1	-	-	0	↔	2
<b>Contested Divorce</b>	2024	1	5	1	6	3	-	-	-	-	-	-	-	16	-24%	16
	2023	4	1	4	6	6	2	6	5	3	3	3	1	21	▼	44
<b>Domestic and Family - Level 1</b>	2024	1	1	2	10	5	-	-	-	-	-	-	-	19	36%	19
	2023	8	2	1	-	3	19	-	2	8	-	12	5	14	▲	60
<b>Domestic and Family - Level 2</b>	2024	1	4	4	4	4	-	-	-	-	-	-	-	17	55%	17
	2023	4	2	2	2	1	3	1	4	3	4	4	1	11	▲	31
<b>Felonies and Related Matters</b>	2024	55	72	100	60	64	-	-	-	-	-	-	-	351	-9%	351
	2023	123	62	77	56	66	49	19	62	60	62	41	85	384	▼	762
<b>General Civil - Level 1</b>	2024	-	-	-	-	1	-	-	-	-	-	-	-	1	-50%	1
	2023	-	-	1	1	-	1	-	-	-	-	1	1	1	2	▼
<b>General Civil - Level 2</b>	2024	1	2	2	1	7	-	-	-	-	-	-	-	13	18%	13
	2023	2	1	3	-	5	4	1	8	3	1	2	2	11	▲	32
<b>General Civil - Level 3</b>	2024	2	-	6	8	3	-	-	-	-	-	-	-	19	73%	19
	2023	1	2	4	1	3	10	4	2	6	2	2	4	11	▲	41
<b>Miscellaneous Civil</b>	2024	88	126	118	106	106	-	-	-	-	-	-	-	544	-25%	544
	2023	144	137	172	151	117	111	69	87	67	93	68	44	721	▼	1,260
<b>Misdemeanor</b>	2024	16	11	38	18	20	-	-	-	-	-	-	-	103	12%	103
	2023	21	10	22	13	26	17	9	26	21	22	15	14	92	▲	216
<b>Other</b>	2024	107	48	57	61	73	-	-	-	-	-	-	-	346	40%	346
	2023	53	57	43	53	41	43	33	42	41	38	41	101	247	▲	586
<b>Other Criminally Related Matters</b>	2024	4	3	2	7	3	-	-	-	-	-	-	-	19	171%	19
	2023	3	-	3	1	-	3	-	2	5	1	3	2	7	▲	23
<b>Probates/Wills &amp; Trusts - Level 1</b>	2024	-	-	-	-	1	-	-	-	-	-	-	-	1	1	1
	2023	-	-	-	-	-	-	-	1	-	-	-	-	0	↔	1
<b>Probates/Wills &amp; Trusts - Level 2</b>	2024	4	1	1	6	2	-	-	-	-	-	-	-	14	75%	14
	2023	1	-	3	2	2	1	3	1	2	-	1	3	8	▲	19
<b>Uncontested Divorce</b>	2024	10	11	7	9	12	-	-	-	-	-	-	-	49	17%	49
	2023	11	6	6	8	11	10	5	17	6	10	11	8	42	▲	109

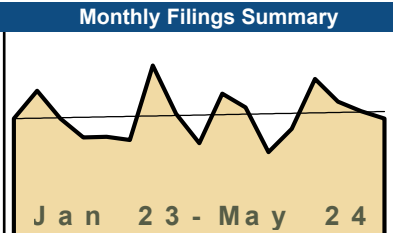
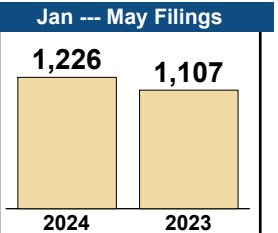
This report reflects data in the case management system. Numbers will update accordingly as reports are refreshed and posted.

Dashboard		Monthly Filings Summary		Jan --- May Filings	
<b>Court:</b> Washington Circuit	<b>Circuit/Court ID:</b> 28 228191			2,343	2,430
<b>Start/End Date:</b> Jan-23 / May-24	<b>Type of Case:</b> Filings				
<b>2023 Average Month:</b> 439	<b>2024 Average Month:</b> 469			2024	2023
<b>Jan-May 2023:</b> 2,430	<b>Jan-May 2024 :</b> 2,343				
<b>Filings Trending:</b> ▼	<b>Overall AVG. Month:</b> 448				

Filings by Division																
Divisions		Jan	Feb	Mar	Apr	May	Jun	Jul	Aug	Sep	Oct	Nov	Dec	Thru May	% Change	Total
<b>Total</b>	2024	400	608	423	520	392	-	-	-	-	-	-	-	2,343	-4%	2,343
	2023	584	438	496	430	482	374	335	396	361	454	458	458	2,430	▼	5,266
<b>Civil</b>	2024	24	34	34	39	37	-	-	-	-	-	-	-	168	-21%	168
	2023	39	44	50	42	38	33	29	46	39	35	32	27	213	▼	454
<b>Criminal</b>	2024	144	187	172	263	156	-	-	-	-	-	-	-	922	-6%	922
	2023	297	144	167	201	170	171	132	135	151	229	201	142	979	▼	2,140
<b>Concealed Handgun Permits</b>	2024	145	193	143	154	152	-	-	-	-	-	-	-	787	-14%	787
	2023	177	194	204	132	204	113	102	142	108	131	154	110	911	▼	1,771
<b>Miscellaneous/Other</b>	2024	80	188	69	59	43	-	-	-	-	-	-	-	439	34%	439
	2023	71	56	75	55	70	57	71	73	62	58	69	175	327	▲	892
<b>Others</b>	2024	7	6	5	5	4	-	-	-	-	-	-	-	27	27	27
	2023	-	-	-	-	-	-	1	-	1	1	2	4	0	↔	9

Filings by Case Category																
Case Categories		Jan	Feb	Mar	Apr	May	Jun	Jul	Aug	Sep	Oct	Nov	Dec	Thru May	% Change	Total
<b>Administrative Law</b>	2024	-	-	-	-	-	-	-	-	-	-	-	-	0	0	0
	2023	-	-	-	-	-	-	-	1	-	-	-	-	0	↔	1
<b>Contested Divorce</b>	2024	4	-	3	4	6	-	-	-	-	-	-	-	17	-35%	17
	2023	4	5	5	4	8	1	2	2	5	2	3	6	26	▼	47
<b>Domestic and Family - Level 1</b>	2024	3	-	2	2	3	-	-	-	-	-	-	-	10	-38%	10
	2023	-	1	10	4	1	2	7	5	-	2	2	4	16	▼	38
<b>Domestic and Family - Level 2</b>	2024	2	3	3	5	4	-	-	-	-	-	-	-	17	-6%	17
	2023	4	3	5	5	1	2	3	1	2	-	2	2	18	▼	30
<b>Felonies and Related Matters</b>	2024	117	131	132	203	100	-	-	-	-	-	-	-	683	-15%	683
	2023	281	106	126	165	127	129	105	75	104	214	147	104	805	▼	1,683
<b>General Civil - Level 1</b>	2024	-	1	-	1	1	-	-	-	-	-	-	-	3	50%	3
	2023	-	-	-	-	2	-	-	2	-	-	1	-	2	▲	5
<b>General Civil - Level 2</b>	2024	4	5	6	6	10	-	-	-	-	-	-	-	31	-14%	31
	2023	13	8	7	3	5	2	5	13	7	6	8	7	36	▼	84
<b>General Civil - Level 3</b>	2024	7	7	7	13	4	-	-	-	-	-	-	-	38	31%	38
	2023	4	5	9	8	3	5	1	4	11	9	3	3	29	▲	65
<b>Miscellaneous Civil</b>	2024	169	218	172	171	169	-	-	-	-	-	-	-	899	-14%	899
	2023	196	219	232	159	236	146	127	171	127	151	179	123	1,042	▼	2,066
<b>Misdemeanor</b>	2024	21	56	39	59	44	-	-	-	-	-	-	-	219	36%	219
	2023	16	36	32	36	41	35	27	39	46	16	47	28	161	▲	399
<b>Other</b>	2024	58	173	47	43	30	-	-	-	-	-	-	-	351	73%	351
	2023	48	34	48	29	44	31	45	48	45	33	49	166	203	▲	620
<b>Other Criminally Related Matters</b>	2024	6	2	1	1	12	-	-	-	-	-	-	-	22	69%	22
	2023	-	2	9	-	2	7	-	21	1	-	8	10	13	▲	60
<b>Probates/Wills &amp; Trusts - Level 1</b>	2024	-	1	-	-	1	-	-	-	-	-	-	-	2	-33%	2
	2023	2	-	-	-	1	-	1	1	1	-	1	-	3	▼	7
<b>Probates/Wills &amp; Trusts - Level 2</b>	2024	2	5	3	-	1	-	-	-	-	-	-	-	11	-15%	11
	2023	-	5	4	3	1	1	3	3	1	5	1	1	13	▼	28
<b>Protective Orders</b>	2024	-	-	-	-	-	-	-	-	-	-	-	-	0	-100%	0
	2023	3	2	-	1	-	-	-	-	4	4	2	-	6	▼	16
<b>Uncontested Divorce</b>	2024	7	6	8	12	7	-	-	-	-	-	-	-	40	-30%	40
	2023	13	12	9	13	10	13	9	10	7	11	6	4	57	▼	117

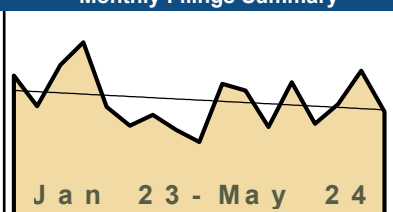
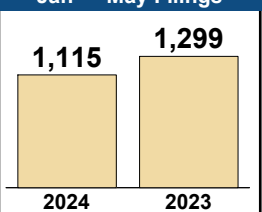
This report reflects data in the case management system. Numbers will update accordingly as reports are refreshed and posted.

Dashboard	Monthly Filings Summary	Jan --- May Filings
<p><b>Court:</b> Bristol Circuit  <b>Start/End Date:</b> Jan-23 / May-24  <b>2023 Average Month:</b> 226  <b>Jan-May 2023:</b> 1,107  <b>Filings Trending:</b> ▲</p>	<p><b>Circuit/Court ID:</b> 28 228520  <b>Type of Case:</b> Filings  <b>2024 Average Month:</b> 245  <b>Jan-May 2024 :</b> 1,226  <b>Overall AVG. Month:</b> 231</p>	 <p style="text-align: center;">Jan 23 - May 24</p>
		<p><b>1,226</b>      <b>1,107</b></p>  <p style="text-align: center;">2024      2023</p>

Filings by Division																
Divisions		Jan	Feb	Mar	Apr	May	Jun	Jul	Aug	Sep	Oct	Nov	Dec	Thru May	% Change	Total
<b>Total</b>	2024	205	300	257	239	225	-	-	-	-	-	-	-	1,226	11%	1,226
	2023	225	278	225	189	190	184	326	234	178	272	246	161	1,107	▲	2,708
<b>Civil</b>	2024	19	18	17	13	13	-	-	-	-	-	-	-	80	-4%	80
	2023	15	18	20	18	12	19	12	27	16	31	21	13	83	▼	222
<b>Criminal</b>	2024	111	203	174	141	169	-	-	-	-	-	-	-	798	35%	798
	2023	109	159	124	84	117	88	255	139	107	139	139	86	593	▲	1,546
<b>Concealed Handgun Permits</b>	2024	17	26	22	22	14	-	-	-	-	-	-	-	101	-36%	101
	2023	32	41	35	26	24	20	19	14	14	12	24	17	158	▼	278
<b>Miscellaneous/Other</b>	2024	58	53	44	62	29	-	-	-	-	-	-	-	246	-10%	246
	2023	69	60	46	60	37	56	40	54	41	90	62	45	272	▼	660
<b>Others</b>	2024	-	-	-	1	-	-	-	-	-	-	-	-	1	0%	1
	2023	-	-	-	1	-	1	-	-	-	-	-	-	1	↔	2

Filings by Case Category																
Case Categories		Jan	Feb	Mar	Apr	May	Jun	Jul	Aug	Sep	Oct	Nov	Dec	Thru May	% Change	Total
<b>Administrative Law</b>	2024	-	-	-	-	-	-	-	-	-	-	-	-	0	-100%	0
	2023	-	-	-	1	-	-	-	-	-	-	1	-	1	▼	2
<b>Capital Murder</b>	2024	-	-	-	-	1	-	-	-	-	-	-	-	1	1	1
	2023	-	-	-	-	-	-	-	-	-	-	-	-	0	↔	0
<b>Contested Divorce</b>	2024	3	4	2	1	2	-	-	-	-	-	-	-	12	71%	12
	2023	1	1	4	1	-	3	2	4	1	2	2	1	7	▲	22
<b>Domestic and Family - Level 1</b>	2024	-	-	1	-	-	-	-	-	-	-	-	-	1	-88%	1
	2023	3	5	-	-	-	6	-	8	-	10	-	-	8	▼	32
<b>Domestic and Family - Level 2</b>	2024	1	-	2	6	-	-	-	-	-	-	-	-	9	-10%	9
	2023	4	1	2	3	-	2	-	-	-	3	1	1	10	▼	17
<b>Felonies and Related Matters</b>	2024	89	161	123	102	137	-	-	-	-	-	-	-	612	30%	612
	2023	89	133	88	66	95	56	201	103	80	107	99	66	471	▲	1,183
<b>General Civil - Level 1</b>	2024	-	-	-	-	-	-	-	-	-	-	-	-	0	-100%	0
	2023	-	-	-	1	-	-	-	-	-	-	-	1	1	▼	2
<b>General Civil - Level 2</b>	2024	2	-	1	-	5	-	-	-	-	-	-	-	8	-27%	8
	2023	4	2	2	2	1	1	-	1	-	2	3	4	11	▼	22
<b>General Civil - Level 3</b>	2024	5	9	-	10	3	-	-	-	-	-	-	-	27	4%	27
	2023	9	4	3	8	2	-	3	11	4	19	9	2	26	▲	74
<b>Miscellaneous Civil</b>	2024	45	48	42	54	21	-	-	-	-	-	-	-	210	-18%	210
	2023	63	52	45	60	37	37	27	33	33	53	43	41	257	▼	524
<b>Misdemeanor</b>	2024	22	41	51	39	26	-	-	-	-	-	-	-	179	77%	179
	2023	14	26	25	18	18	29	48	32	23	32	26	19	101	▲	310
<b>Other</b>	2024	27	28	25	21	21	-	-	-	-	-	-	-	122	-27%	122
	2023	29	49	37	23	28	42	31	32	32	30	46	18	166	▼	397
<b>Other Criminally Related Matters</b>	2024	-	1	-	-	5	-	-	-	-	-	-	-	6	-73%	6
	2023	6	1	11	-	4	3	6	4	4	-	14	1	22	▼	54
<b>Probates/Wills &amp; Trusts - Level 2</b>	2024	-	1	2	1	1	-	-	-	-	-	-	-	5	67%	5
	2023	-	-	2	1	-	1	1	-	-	2	-	3	3	▲	10
<b>Protective Orders</b>	2024	1	-	-	-	-	-	-	-	-	-	-	-	1	0%	1
	2023	-	-	-	-	1	-	-	-	-	-	-	-	1	↔	1
<b>Uncontested Divorce</b>	2024	10	7	8	5	3	-	-	-	-	-	-	-	33	50%	33
	2023	3	4	6	5	4	4	7	6	1	11	3	4	22	▲	58

This report reflects data in the case management system. Numbers will update accordingly as reports are refreshed and posted.

Dashboard	Monthly Filings Summary	Jan --- May Filings
<p><b>Court:</b> Buchanan Circuit  <b>Start/End Date:</b> Jan-23 / May-24  <b>2023 Average Month:</b> 219  <b>Jan-May 2023:</b> 1,299  <b>Filings Trending:</b> ▼</p>	<p><b>Circuit/Court ID:</b> 29 229027  <b>Type of Case:</b> Filings  <b>2024 Average Month:</b> 223  <b>Jan-May 2024 :</b> 1,115  <b>Overall AVG. Month:</b> 220</p>	 <p style="text-align: center;">Jan 23 - May 24</p>
		 <p style="text-align: center;">2024      2023</p>

Filings by Division																
Divisions		Jan	Feb	Mar	Apr	May	Jun	Jul	Aug	Sep	Oct	Nov	Dec	Thru May	% Change	Total
<b>Total</b>	2024	254	175	212	276	198	-	-	-	-	-	-	-	1,115	-14%	1,115
	2023	267	208	287	330	207	171	192	163	140	251	238	169	1,299	▼	2,623
<b>Civil</b>	2024	11	37	14	8	21	-	-	-	-	-	-	-	91	2%	91
	2023	10	21	20	29	9	13	19	20	14	17	26	16	89	▲	214
<b>Criminal</b>	2024	163	73	112	216	107	-	-	-	-	-	-	-	671	-20%	671
	2023	196	130	171	255	86	102	114	71	75	177	158	112	838	▼	1,647
<b>Concealed Handgun Permits</b>	2024	57	47	75	42	56	-	-	-	-	-	-	-	277	-11%	277
	2023	49	43	81	40	99	45	51	63	42	46	46	35	312	▼	640
<b>Miscellaneous/Other</b>	2024	23	18	11	10	14	-	-	-	-	-	-	-	76	27%	76
	2023	12	14	15	6	13	11	7	9	9	11	8	6	60	▲	121
<b>Others</b>	2024	-	-	-	-	-	-	-	-	-	-	-	-	0	0	0
	2023	-	-	-	-	-	-	1	-	-	-	-	-	0	↔	1

Filings by Case Category																
Case Categories		Jan	Feb	Mar	Apr	May	Jun	Jul	Aug	Sep	Oct	Nov	Dec	Thru May	% Change	Total
<b>Administrative Law</b>	2024	-	-	-	-	-	-	-	-	-	-	-	-	0	-100%	0
	2023	-	-	1	-	-	-	-	-	-	-	-	-	1	▼	2
<b>Capital Murder</b>	2024	-	-	-	-	-	-	-	-	-	-	-	-	0	-100%	0
	2023	2	-	-	-	-	-	-	-	-	-	-	-	2	▼	2
<b>Contested Divorce</b>	2024	-	3	1	1	1	-	-	-	-	-	-	-	6	-40%	6
	2023	-	3	3	1	3	2	2	1	1	2	-	2	10	▼	20
<b>Domestic and Family - Level 1</b>	2024	2	13	3	-	6	-	-	-	-	-	-	-	24	118%	24
	2023	3	-	4	4	-	-	6	10	4	2	-	3	11	▲	36
<b>Domestic and Family - Level 2</b>	2024	1	4	1	1	1	-	-	-	-	-	-	-	8	-11%	8
	2023	2	2	2	2	1	2	3	2	1	1	2	1	9	▼	21
<b>Felonies and Related Matters</b>	2024	125	55	75	152	81	-	-	-	-	-	-	-	488	-21%	488
	2023	135	103	121	192	68	85	85	48	57	120	142	81	619	▼	1,237
<b>General Civil - Level 1</b>	2024	-	-	1	1	-	-	-	-	-	-	-	-	2	2	2
	2023	-	-	-	-	-	-	-	-	-	-	-	-	0	↔	0
<b>General Civil - Level 2</b>	2024	4	8	2	2	2	-	-	-	-	-	-	-	18	-14%	18
	2023	4	6	6	4	1	5	1	1	3	9	3	1	21	▼	44
<b>General Civil - Level 3</b>	2024	4	2	6	5	2	-	-	-	-	-	-	-	19	58%	19
	2023	1	8	1	-	2	2	1	2	2	-	3	3	12	▲	25
<b>Miscellaneous Civil</b>	2024	75	63	80	49	69	-	-	-	-	-	-	-	336	-7%	336
	2023	58	53	95	46	111	54	56	72	50	54	52	40	363	▼	741
<b>Misdemeanor</b>	2024	38	17	29	60	26	-	-	-	-	-	-	-	170	-8%	170
	2023	50	19	38	59	18	17	27	16	13	55	35	31	184	▼	378
<b>Other</b>	2024	1	-	-	-	1	-	-	-	-	-	-	-	2	2	2
	2023	-	-	-	-	-	-	1	1	-	1	-	-	0	↔	3
<b>Other Criminally Related Matters</b>	2024	-	1	8	4	-	-	-	-	-	-	-	-	13	-71%	13
	2023	9	8	12	16	-	1	2	7	5	2	-	-	45	▼	62
<b>Probates/Wills &amp; Trusts - Level 1</b>	2024	-	1	-	-	-	-	-	-	-	-	-	-	1	1	1
	2023	-	-	-	-	-	1	-	-	-	-	-	-	0	↔	1
<b>Probates/Wills &amp; Trusts - Level 2</b>	2024	1	-	2	-	3	-	-	-	-	-	-	-	6	50%	6
	2023	-	2	1	-	1	-	1	-	-	1	-	3	4	▲	9
<b>Protective Orders</b>	2024	-	2	1	-	-	-	-	-	-	-	-	-	3	200%	3
	2023	-	-	-	1	-	1	-	-	-	-	-	-	1	▲	2
<b>Uncontested Divorce</b>	2024	3	6	3	1	6	-	-	-	-	-	-	-	19	12%	19
	2023	3	4	3	5	2	1	7	3	4	4	1	3	17	▲	40

Dashboard	Monthly Filings Summary	Jan --- May Filings
<p><b>Court:</b> Dickenson Circuit  <b>Start/End Date:</b> Jan-23 / May-24  <b>2023 Average Month:</b> 112  <b>Jan-May 2023:</b> 478  <b>Filings Trending:</b> ▲</p> <p><b>Circuit/Court ID:</b> 29 229051  <b>Type of Case:</b> Filings  <b>2024 Average Month:</b> 120  <b>Jan-May 2024 :</b> 602  <b>Overall AVG. Month:</b> 114</p>	<p>Jan 23 - May 24</p>	<p><b>602</b></p> <p><b>478</b></p> <p>2024      2023</p>

Filings by Division																
Divisions		Jan	Feb	Mar	Apr	May	Jun	Jul	Aug	Sep	Oct	Nov	Dec	Thru May	% Change	Total
<b>Total</b>	2024	101	99	163	119	120	-	-	-	-	-	-	-	602	26%	602
	2023	87	84	145	91	71	275	64	132	117	78	73	122	478	▲	1,339
<b>Civil</b>	2024	6	13	10	12	13	-	-	-	-	-	-	-	54	-40%	54
	2023	14	19	22	19	16	11	10	22	8	13	4	22	90	▼	180
<b>Criminal</b>	2024	44	26	80	50	33	-	-	-	-	-	-	-	233	49%	233
	2023	28	16	58	26	28	224	27	45	63	20	21	30	156	▲	586
<b>Concealed Handgun Permits</b>	2024	38	33	48	42	46	-	-	-	-	-	-	-	207	16%	207
	2023	32	41	48	41	17	24	17	42	30	28	36	26	179	▲	382
<b>Miscellaneous/Other</b>	2024	11	26	25	15	28	-	-	-	-	-	-	-	105	102%	105
	2023	13	8	16	5	10	16	10	23	16	17	12	44	52	▲	190
<b>Others</b>	2024	2	1	-	-	-	-	-	-	-	-	-	-	3	200%	3
	2023	-	-	1	-	-	-	-	-	-	-	-	-	1	▲	1

Filings by Case Category																
Case Categories		Jan	Feb	Mar	Apr	May	Jun	Jul	Aug	Sep	Oct	Nov	Dec	Thru May	% Change	Total
<b>Administrative Law</b>	2024	-	-	1	-	-	-	-	-	-	-	-	-	1	1	1
	2023	-	-	-	-	-	-	-	-	-	-	-	-	0	↔	0
<b>Capital Murder</b>	2024	-	-	-	-	-	-	-	-	-	-	-	-	0	-100%	0
	2023	-	-	3	-	-	-	-	-	-	-	-	-	3	▼	3
<b>Contested Divorce</b>	2024	-	3	1	2	1	-	-	-	-	-	-	-	7	17%	7
	2023	1	1	1	1	2	1	3	4	1	2	-	2	6	▲	19
<b>Domestic and Family - Level 1</b>	2024	-	1	-	1	1	-	-	-	-	-	-	-	3	-57%	3
	2023	-	2	2	2	1	1	-	1	2	-	-	5	7	▼	16
<b>Domestic and Family - Level 2</b>	2024	-	1	1	1	1	-	-	-	-	-	-	-	4	-67%	4
	2023	-	2	2	7	1	-	2	2	-	-	1	3	12	▼	20
<b>Felonies and Related Matters</b>	2024	44	22	76	48	27	-	-	-	-	-	-	-	217	52%	217
	2023	23	15	55	25	25	165	22	32	48	18	15	22	143	▲	465
<b>General Civil - Level 2</b>	2024	1	2	1	2	1	-	-	-	-	-	-	-	7	-46%	7
	2023	2	2	4	1	4	-	1	1	1	2	1	5	13	▼	24
<b>General Civil - Level 3</b>	2024	3	2	4	1	2	-	-	-	-	-	-	-	12	-37%	12
	2023	5	4	5	2	3	1	-	8	5	1	2	5	19	▼	41
<b>Miscellaneous Civil</b>	2024	44	42	55	47	59	-	-	-	-	-	-	-	247	25%	247
	2023	39	42	52	44	21	31	21	48	36	35	43	33	198	▲	445
<b>Misdemeanor</b>	2024	-	4	4	2	4	-	-	-	-	-	-	-	14	75%	14
	2023	5	-	-	1	2	63	2	10	15	2	4	7	8	▲	111
<b>Other</b>	2024	6	18	18	10	16	-	-	-	-	-	-	-	68	119%	68
	2023	6	6	11	2	6	8	7	16	9	10	4	34	31	▲	119
<b>Other Criminally Related Matters</b>	2024	-	-	-	-	2	-	-	-	-	-	-	-	2	0%	2
	2023	-	1	-	-	1	1	3	3	-	-	2	1	2	↔	12
<b>Probates/Wills &amp; Trusts - Level 1</b>	2024	-	-	-	-	-	-	-	-	-	-	-	-	0	-100%	0
	2023	1	-	-	-	-	-	-	-	-	-	-	-	1	▼	1
<b>Probates/Wills &amp; Trusts - Level 2</b>	2024	-	-	-	-	-	-	-	-	-	-	-	-	0	-100%	0
	2023	1	3	-	1	-	-	-	3	-	1	1	1	5	▼	11
<b>Uncontested Divorce</b>	2024	3	4	2	5	6	-	-	-	-	-	-	-	20	-33%	20
	2023	4	6	10	5	5	4	3	4	-	7	-	4	30	▼	52



Dashboard		Monthly Filings Summary		Jan --- May Filings			
<p><b>Court:</b> Russell Circuit  <b>Start/End Date:</b> Jan-23 / May-24  <b>2023 Average Month:</b> 217  <b>Jan-May 2023:</b> 1,187  <b>Filings Trending:</b> ▲</p>	<p><b>Circuit/Court ID:</b> 29 229167  <b>Type of Case:</b> Filings  <b>2024 Average Month:</b> 257  <b>Jan-May 2024 :</b> 1,283  <b>Overall AVG. Month:</b> 229</p>	<p style="text-align: center; font-weight: bold; font-size: 1.2em;">Jan 23 - May 24</p>		<table style="margin: auto;"> <tr> <td style="text-align: center; width: 50%;"> <p style="font-size: 1.5em; font-weight: bold;">1,283</p> <div style="width: 50px; height: 50px; background-color: #f0e68c; margin: 0 auto;"></div> <p style="font-weight: bold;">2024</p> </td> <td style="text-align: center; width: 50%;"> <p style="font-size: 1.5em; font-weight: bold;">1,187</p> <div style="width: 50px; height: 50px; background-color: #f0e68c; margin: 0 auto;"></div> <p style="font-weight: bold;">2023</p> </td> </tr> </table>		<p style="font-size: 1.5em; font-weight: bold;">1,283</p> <div style="width: 50px; height: 50px; background-color: #f0e68c; margin: 0 auto;"></div> <p style="font-weight: bold;">2024</p>	<p style="font-size: 1.5em; font-weight: bold;">1,187</p> <div style="width: 50px; height: 50px; background-color: #f0e68c; margin: 0 auto;"></div> <p style="font-weight: bold;">2023</p>
<p style="font-size: 1.5em; font-weight: bold;">1,283</p> <div style="width: 50px; height: 50px; background-color: #f0e68c; margin: 0 auto;"></div> <p style="font-weight: bold;">2024</p>	<p style="font-size: 1.5em; font-weight: bold;">1,187</p> <div style="width: 50px; height: 50px; background-color: #f0e68c; margin: 0 auto;"></div> <p style="font-weight: bold;">2023</p>						

Filings by Division																
Divisions		Jan	Feb	Mar	Apr	May	Jun	Jul	Aug	Sep	Oct	Nov	Dec	Thru May	% Change	Total
<b>Total</b>	2024	217	283	248	291	244	-	-	-	-	-	-	-	1,283	8%	1,283
	2023	238	225	284	176	264	257	203	244	176	232	154	154	1,187	▲	2,607
<b>Civil</b>	2024	15	26	18	34	15	-	-	-	-	-	-	-	108	-21%	108
	2023	27	28	41	17	24	39	20	29	22	26	23	27	137	▼	323
<b>Criminal</b>	2024	100	138	93	106	81	-	-	-	-	-	-	-	518	12%	518
	2023	102	76	108	54	124	119	110	127	75	121	71	50	464	▲	1,137
<b>Concealed Handgun Permits</b>	2024	71	94	107	102	100	-	-	-	-	-	-	-	474	19%	474
	2023	71	82	94	83	67	65	48	47	47	53	46	49	397	▲	752
<b>Miscellaneous/ Other</b>	2024	31	25	30	49	48	-	-	-	-	-	-	-	183	-3%	183
	2023	38	39	41	22	49	34	25	41	32	32	14	28	189	▼	395

Filings by Case Category																
Case Categories		Jan	Feb	Mar	Apr	May	Jun	Jul	Aug	Sep	Oct	Nov	Dec	Thru May	% Change	Total
<b>Contested Divorce</b>	2024	-	4	2	2	3	-	-	-	-	-	-	-	11	-21%	11
	2023	2	2	4	4	2	4	1	1	1	7	4	6	14	▼	38
<b>Domestic and Family - Level 1</b>	2024	7	3	-	4	-	-	-	-	-	-	-	-	14	8%	14
	2023	1	5	2	1	4	9	6	4	3	-	2	2	13	▲	39
<b>Domestic and Family - Level 2</b>	2024	1	1	2	-	3	-	-	-	-	-	-	-	7	-74%	7
	2023	2	2	17	3	3	1	-	-	2	1	2	-	27	▼	33
<b>Felonies and Related Matters</b>	2024	67	116	85	75	59	-	-	-	-	-	-	-	402	15%	402
	2023	68	63	84	41	94	82	75	99	47	80	56	32	350	▲	821
<b>General Civil - Level 1</b>	2024	-	-	-	-	-	-	-	-	-	-	-	-	0	-100%	0
	2023	1	-	1	-	-	-	-	-	-	1	-	-	2	▼	3
<b>General Civil - Level 2</b>	2024	1	4	3	6	1	-	-	-	-	-	-	-	15	0%	15
	2023	3	3	4	2	3	1	1	2	3	1	1	4	15	↔	28
<b>General Civil - Level 3</b>	2024	3	4	3	5	3	-	-	-	-	-	-	-	18	-47%	18
	2023	6	10	6	5	7	10	5	6	7	8	4	10	34	▼	84
<b>Miscellaneous Civil</b>	2024	79	101	117	116	114	-	-	-	-	-	-	-	527	18%	527
	2023	77	94	105	91	78	72	52	60	54	64	50	56	445	▲	853
<b>Misdemeanor</b>	2024	31	18	4	30	20	-	-	-	-	-	-	-	103	1%	103
	2023	32	11	24	13	22	35	33	29	26	35	14	15	102	▲	289
<b>Other</b>	2024	22	18	20	35	34	-	-	-	-	-	-	-	129	-2%	129
	2023	30	25	28	14	35	26	20	28	25	19	11	20	132	▼	281
<b>Other Criminally Related Matters</b>	2024	2	4	5	1	2	-	-	-	-	-	-	-	14	17%	14
	2023	2	2	-	-	8	2	2	-	2	6	1	3	12	▲	28
<b>Probates/Wills &amp; Trusts - Level 1</b>	2024	-	-	-	-	-	-	-	-	-	-	-	-	0	0	0
	2023	-	-	-	-	-	-	-	-	1	2	-	-	0	↔	3
<b>Probates/Wills &amp; Trusts - Level 2</b>	2024	2	1	-	4	-	-	-	-	-	-	-	-	7	75%	7
	2023	1	-	1	1	1	5	3	1	2	1	1	-	4	▲	17
<b>Uncontested Divorce</b>	2024	2	9	7	13	5	-	-	-	-	-	-	-	36	-3%	36
	2023	13	8	8	1	7	10	5	13	1	10	8	6	37	▼	90

Dashboard	Monthly Filings Summary	Jan --- May Filings
<p><b>Court:</b> Tazewell Circuit  <b>Start/End Date:</b> Jan-23 / May-24  <b>2023 Average Month:</b> 497  <b>Jan-May 2023:</b> 2,554  <b>Filings Trending:</b> ↔</p>	<p><b>Circuit/Court ID:</b> 29 229185  <b>Type of Case:</b> Filings  <b>2024 Average Month:</b> 509  <b>Jan-May 2024 :</b> 2,547  <b>Overall AVG. Month:</b> 500</p>	<div style="text-align: center;"> <p><b>2,547</b>    <b>2,554</b></p> <p>2024    2023</p> </div>

Filings by Division																
Divisions		Jan	Feb	Mar	Apr	May	Jun	Jul	Aug	Sep	Oct	Nov	Dec	Thru May	% Change	Total
<b>Total</b>	2024	429	483	658	422	555	-	-	-	-	-	-	-	2,547	0%	2,547
	2023	458	488	766	357	485	416	779	566	424	400	435	385	2,554	▼	5,959
<b>Civil</b>	2024	28	46	52	47	44	-	-	-	-	-	-	-	217	0%	217
	2023	35	40	49	39	54	40	49	57	38	31	32	25	217	↔	489
<b>Criminal</b>	2024	248	238	386	155	324	-	-	-	-	-	-	-	1,351	-4%	1,351
	2023	269	215	465	160	294	226	582	366	270	232	266	228	1,403	▼	3,573
<b>Concealed Handgun Permits</b>	2024	94	146	168	147	130	-	-	-	-	-	-	-	685	-2%	685
	2023	99	178	210	113	101	96	88	95	73	97	96	88	701	▼	1,334
<b>Miscellaneous/ Other</b>	2024	59	52	51	73	55	-	-	-	-	-	-	-	290	25%	290
	2023	55	54	42	45	36	54	60	47	43	40	41	44	232	▲	561
<b>Others</b>	2024	-	1	1	-	2	-	-	-	-	-	-	-	4	300%	4
	2023	-	1	-	-	-	-	-	1	-	-	-	-	1	▲	2

Filings by Case Category																
Case Categories		Jan	Feb	Mar	Apr	May	Jun	Jul	Aug	Sep	Oct	Nov	Dec	Thru May	% Change	Total
<b>Administrative Law</b>	2024	-	-	-	-	-	-	-	-	-	-	-	-	0	0	0
	2023	-	-	-	-	-	-	-	-	-	-	1	-	0	↔	1
<b>Capital Murder</b>	2024	-	-	-	-	-	-	-	-	-	-	-	-	0	0	0
	2023	-	-	-	-	-	-	1	1	1	-	-	-	0	↔	3
<b>Contested Divorce</b>	2024	7	4	3	2	4	-	-	-	-	-	-	-	20	-38%	20
	2023	7	6	9	7	3	3	5	7	4	8	3	7	32	▼	69
<b>Domestic and Family - Level 1</b>	2024	-	12	20	8	-	-	-	-	-	-	-	-	40	-11%	40
	2023	10	6	5	9	15	7	6	19	9	-	1	3	45	▼	90
<b>Domestic and Family - Level 2</b>	2024	2	5	4	2	2	-	-	-	-	-	-	-	15	15%	15
	2023	-	2	5	1	5	6	4	2	-	2	3	2	13	▲	32
<b>Felonies and Related Matters</b>	2024	175	179	268	118	244	-	-	-	-	-	-	-	984	-3%	984
	2023	188	169	300	123	232	176	481	295	134	181	169	160	1,012	▼	2,608
<b>General Civil - Level 1</b>	2024	-	-	-	-	-	-	-	-	-	-	-	-	0	-100%	0
	2023	1	-	-	1	1	-	1	-	-	2	-	1	3	▼	7
<b>General Civil - Level 2</b>	2024	4	8	4	9	5	-	-	-	-	-	-	-	30	11%	30
	2023	3	4	9	2	9	6	4	6	10	3	6	5	27	▲	67
<b>General Civil - Level 3</b>	2024	2	7	2	7	4	-	-	-	-	-	-	-	22	29%	22
	2023	6	4	3	2	2	1	2	4	3	2	5	1	17	▲	35
<b>Miscellaneous Civil</b>	2024	110	167	188	165	165	-	-	-	-	-	-	-	795	1%	795
	2023	113	204	230	128	112	114	99	106	93	112	113	98	787	▲	1,522
<b>Misdemeanor</b>	2024	71	55	120	36	91	-	-	-	-	-	-	-	373	-3%	373
	2023	79	42	159	40	63	46	105	69	135	51	91	63	383	▼	943
<b>Other</b>	2024	45	33	31	56	24	-	-	-	-	-	-	-	189	28%	189
	2023	40	28	20	32	28	37	52	37	23	25	25	37	148	▲	384
<b>Other Criminally Related Matters</b>	2024	3	4	6	1	2	-	-	-	-	-	-	-	16	14%	16
	2023	2	4	7	-	1	4	4	3	3	1	6	5	14	▲	40
<b>Probates/Wills &amp; Trusts - Level 1</b>	2024	-	-	-	-	-	-	-	-	-	-	-	-	0	-100%	0
	2023	-	-	1	-	-	3	-	-	-	-	1	-	1	▼	5
<b>Probates/Wills &amp; Trusts - Level 2</b>	2024	4	2	4	6	2	-	-	-	-	-	-	-	18	50%	18
	2023	3	6	1	-	2	2	3	5	1	2	4	-	12	▲	29
<b>Uncontested Divorce</b>	2024	6	7	8	12	12	-	-	-	-	-	-	-	45	-25%	45
	2023	6	13	17	12	12	11	12	12	8	10	8	3	60	▼	124

This report reflects data in the case management system. Numbers will update accordingly as reports are refreshed and posted.

Dashboard		Monthly Filings Summary		Jan --- May Filings					
<p><b>Court:</b> Lee Circuit  <b>Start/End Date:</b> Jan-23 / May-24  <b>2023 Average Month:</b> 219  <b>Jan-May 2023:</b> 1,116  <b>Filings Trending:</b> ▼</p>	<p><b>Circuit/Court ID:</b> 30 230105  <b>Type of Case:</b> Filings  <b>2024 Average Month:</b> 188  <b>Jan-May 2024 :</b> 939  <b>Overall AVG. Month:</b> 210</p>	<p style="text-align: center; font-weight: bold; color: white;">Jan 23 - May 24</p>		<table border="1" style="margin: auto;"> <tr> <td style="width: 50%; text-align: center;"><b>939</b></td> <td style="width: 50%; text-align: center;"><b>1,116</b></td> </tr> <tr> <td style="text-align: center;">2024</td> <td style="text-align: center;">2023</td> </tr> </table>		<b>939</b>	<b>1,116</b>	2024	2023
<b>939</b>	<b>1,116</b>								
2024	2023								

Filings by Division																
Divisions		Jan	Feb	Mar	Apr	May	Jun	Jul	Aug	Sep	Oct	Nov	Dec	Thru May	% Change	Total
<b>Total</b>	2024	101	253	216	204	165	-	-	-	-	-	-	-	939	-16%	939
	2023	285	186	312	173	160	223	197	267	255	212	184	177	1,116	▼	2,631
<b>Civil</b>	2024	14	23	22	25	24	-	-	-	-	-	-	-	108	-19%	108
	2023	23	19	28	23	40	20	23	30	24	27	18	18	133	▼	293
<b>Criminal</b>	2024	42	143	135	129	75	-	-	-	-	-	-	-	524	-19%	524
	2023	192	94	196	95	68	131	111	174	187	125	106	129	645	▼	1,608
<b>Concealed Handgun Permits</b>	2024	34	72	44	34	50	-	-	-	-	-	-	-	234	-12%	234
	2023	51	59	75	42	39	51	40	44	36	47	40	27	266	▼	551
<b>Miscellaneous/ Other</b>	2024	11	15	15	16	16	-	-	-	-	-	-	-	73	3%	73
	2023	18	14	13	13	13	19	23	19	8	13	20	3	71	▲	176
<b>Others</b>	2024	-	-	-	-	-	-	-	-	-	-	-	-	0	-100%	0
	2023	1	-	-	-	-	2	-	-	-	-	-	-	1	▼	3

Filings by Case Category																
Case Categories		Jan	Feb	Mar	Apr	May	Jun	Jul	Aug	Sep	Oct	Nov	Dec	Thru May	% Change	Total
<b>Contested Divorce</b>	2024	-	2	2	2	3	-	-	-	-	-	-	-	9	-55%	9
	2023	2	4	6	4	4	2	5	5	1	3	4	-	20	▼	40
<b>Domestic and Family - Level 1</b>	2024	2	4	1	-	1	-	-	-	-	-	-	-	8	-80%	8
	2023	3	3	5	9	21	7	-	5	6	8	-	7	41	▼	74
<b>Domestic and Family - Level 2</b>	2024	-	3	2	5	6	-	-	-	-	-	-	-	16	100%	16
	2023	1	5	-	1	1	3	5	2	-	1	3	4	8	▲	26
<b>Felonies and Related Matters</b>	2024	26	117	116	99	54	-	-	-	-	-	-	-	412	-17%	412
	2023	163	75	137	74	47	108	83	148	142	107	87	98	496	▼	1,269
<b>General Civil - Level 1</b>	2024	-	-	1	-	-	-	-	-	-	-	-	-	1	1	1
	2023	-	-	-	-	-	-	-	-	-	-	1	-	0	↔	1
<b>General Civil - Level 2</b>	2024	9	2	2	2	6	-	-	-	-	-	-	-	21	91%	21
	2023	3	1	2	4	1	3	2	-	3	4	2	-	11	▲	25
<b>General Civil - Level 3</b>	2024	-	1	4	2	4	-	-	-	-	-	-	-	11	57%	11
	2023	5	2	-	-	-	2	1	4	1	1	2	1	7	▲	19
<b>Miscellaneous Civil</b>	2024	44	89	55	54	65	-	-	-	-	-	-	-	307	-6%	307
	2023	65	70	93	53	46	60	59	59	48	59	50	31	327	▼	693
<b>Misdemeanor</b>	2024	12	25	17	29	20	-	-	-	-	-	-	-	103	-22%	103
	2023	28	16	51	19	18	19	26	25	39	16	17	28	132	▼	302
<b>Other</b>	2024	2	-	5	1	1	-	-	-	-	-	-	-	9	-69%	9
	2023	9	4	3	5	8	11	9	6	1	4	10	2	29	▼	72
<b>Other Criminally Related Matters</b>	2024	4	1	3	1	1	-	-	-	-	-	-	-	10	-44%	10
	2023	1	3	8	2	4	4	2	1	6	2	2	3	18	▼	38
<b>Probates/Wills &amp; Trusts - Level 1</b>	2024	-	-	-	-	-	-	-	-	-	-	-	-	0	0	0
	2023	-	-	-	-	-	1	1	-	-	-	-	-	0	↔	2
<b>Probates/Wills &amp; Trusts - Level 2</b>	2024	-	4	2	2	2	-	-	-	-	-	-	-	10	150%	10
	2023	1	1	-	1	1	-	1	4	1	3	3	2	4	▲	18
<b>Protective Orders</b>	2024	-	-	-	-	-	-	-	-	-	-	-	-	0	0	0
	2023	-	-	-	-	-	-	-	3	-	-	-	-	0	↔	3
<b>Uncontested Divorce</b>	2024	2	5	6	7	2	-	-	-	-	-	-	-	22	-4%	22
	2023	4	2	7	1	9	3	3	5	7	3	4	1	23	▼	49

Dashboard	Monthly Filings Summary	Jan --- May Filings				
<p><b>Court:</b> Scott Circuit  <b>Start/End Date:</b> Jan-23 / May-24  <b>2023 Average Month:</b> 286  <b>Jan-May 2023:</b> 1,546  <b>Filings Trending:</b> ▲</p> <p><b>Circuit/Court ID:</b> 30 230169  <b>Type of Case:</b> Filings  <b>2024 Average Month:</b> 328  <b>Jan-May 2024 :</b> 1,638  <b>Overall AVG. Month:</b> 298</p>		<table border="1" style="margin: auto;"> <tr> <td style="text-align: center;"><b>1,638</b></td> <td style="text-align: center;"><b>1,546</b></td> </tr> <tr> <td style="text-align: center;">2024</td> <td style="text-align: center;">2023</td> </tr> </table>	<b>1,638</b>	<b>1,546</b>	2024	2023
<b>1,638</b>	<b>1,546</b>					
2024	2023					

Filings by Division																
Divisions		Jan	Feb	Mar	Apr	May	Jun	Jul	Aug	Sep	Oct	Nov	Dec	Thru May	% Change	Total
<b>Total</b>	2024	337	299	444	185	373	-	-	-	-	-	-	-	1,638	6%	1,638
	2023	357	364	328	191	306	315	167	302	292	332	247	229	1,546	▲	3,430
<b>Civil</b>	2024	15	18	16	12	22	-	-	-	-	-	-	-	83	-11%	83
	2023	18	17	23	14	21	27	20	31	16	22	16	13	93	▼	238
<b>Criminal</b>	2024	234	211	303	94	271	-	-	-	-	-	-	-	1,113	8%	1,113
	2023	248	240	211	111	224	225	85	198	210	225	180	164	1,034	▲	2,321
<b>Concealed Handgun Permits</b>	2024	66	59	111	64	67	-	-	-	-	-	-	-	367	-4%	367
	2023	83	103	87	60	49	50	51	53	51	64	42	45	382	▼	738
<b>Miscellaneous/Other</b>	2024	20	10	14	15	12	-	-	-	-	-	-	-	71	103%	71
	2023	8	4	7	6	10	13	11	17	15	20	8	6	35	▲	125
<b>Others</b>	2024	2	1	-	-	1	-	-	-	-	-	-	-	4	100%	4
	2023	-	-	-	-	2	-	-	3	-	1	1	1	2	▲	8

Filings by Case Category																
Case Categories		Jan	Feb	Mar	Apr	May	Jun	Jul	Aug	Sep	Oct	Nov	Dec	Thru May	% Change	Total
<b>Capital Murder</b>	2024	-	1	-	-	-	-	-	-	-	-	-	-	1	-50%	1
	2023	-	-	2	-	-	-	-	-	-	-	-	-	2	▼	2
<b>Contested Divorce</b>	2024	5	5	2	1	4	-	-	-	-	-	-	-	17	21%	17
	2023	3	2	5	2	2	4	2	6	2	2	1	1	14	▲	32
<b>Domestic and Family - Level 1</b>	2024	2	4	3	-	2	-	-	-	-	-	-	-	11	120%	11
	2023	-	-	1	2	2	1	-	1	-	-	1	2	5	▲	10
<b>Domestic and Family - Level 2</b>	2024	-	2	2	2	1	-	-	-	-	-	-	-	7	-22%	7
	2023	4	-	3	-	2	3	3	1	-	3	-	1	9	▼	20
<b>Felonies and Related Matters</b>	2024	175	150	239	62	199	-	-	-	-	-	-	-	825	8%	825
	2023	192	184	144	79	165	159	62	137	183	151	130	146	764	▲	1,732
<b>General Civil - Level 1</b>	2024	-	-	-	-	-	-	-	-	-	-	-	-	0	-100%	0
	2023	-	-	1	-	1	-	-	1	-	-	-	-	2	▼	3
<b>General Civil - Level 2</b>	2024	4	3	2	2	5	-	-	-	-	-	-	-	16	78%	16
	2023	1	3	1	2	2	7	6	3	4	7	5	3	9	▲	44
<b>General Civil - Level 3</b>	2024	-	1	2	5	1	-	-	-	-	-	-	-	9	-53%	9
	2023	4	5	5	4	1	5	5	8	3	1	2	2	19	▼	45
<b>Miscellaneous Civil</b>	2024	86	66	121	73	75	-	-	-	-	-	-	-	421	2%	421
	2023	90	107	92	65	58	58	59	71	63	82	48	50	412	▲	843
<b>Misdemeanor</b>	2024	58	58	63	26	68	-	-	-	-	-	-	-	273	10%	273
	2023	53	53	58	30	55	65	25	55	23	69	49	15	249	▲	550
<b>Other</b>	2024	2	2	1	3	3	-	-	-	-	-	-	-	11	120%	11
	2023	-	-	-	1	4	2	2	4	1	3	2	3	5	▲	22
<b>Other Criminally Related Matters</b>	2024	1	2	1	6	4	-	-	-	-	-	-	-	14	-30%	14
	2023	4	3	7	2	4	3	-	6	4	5	2	3	20	▼	43
<b>Probates/Wills &amp; Trusts - Level 1</b>	2024	-	-	-	-	-	-	-	-	-	-	-	-	0	0	0
	2023	-	-	-	-	-	-	-	-	1	-	-	-	0	↔	1
<b>Probates/Wills &amp; Trusts - Level 2</b>	2024	1	3	-	2	7	-	-	-	-	-	-	-	13	1,200%	13
	2023	-	-	1	-	-	2	-	1	6	1	1	-	1	▲	12
<b>Protective Orders</b>	2024	-	-	-	-	-	-	-	-	-	-	-	-	0	0	0
	2023	-	-	-	-	-	-	-	-	-	-	-	1	0	↔	1
<b>Uncontested Divorce</b>	2024	3	2	8	3	4	-	-	-	-	-	-	-	20	-43%	20
	2023	6	7	8	4	10	6	3	8	2	8	6	2	35	▼	70

This report reflects data in the case management system. Numbers will update accordingly as reports are refreshed and posted.

Dashboard	Monthly Filings Summary	Jan --- May Filings				
<p><b>Court:</b> Wise Circuit  <b>Start/End Date:</b> Jan-23 / May-24  <b>2023 Average Month:</b> 316  <b>Jan-May 2023:</b> 1,706  <b>Filings Trending:</b> ▲</p> <p><b>Circuit/Court ID:</b> 30 230195  <b>Type of Case:</b> Filings  <b>2024 Average Month:</b>353  <b>Jan-May 2024 :</b> 1,766  <b>Overall AVG. Month:</b> 327</p>	<p>Jan 23 - May 24</p>	<table border="1" style="margin: auto;"> <tr> <td style="text-align: center;">1,766</td> <td style="text-align: center;">1,706</td> </tr> <tr> <td style="text-align: center;">2024</td> <td style="text-align: center;">2023</td> </tr> </table>	1,766	1,706	2024	2023
1,766	1,706					
2024	2023					

Filings by Division																
Divisions		Jan	Feb	Mar	Apr	May	Jun	Jul	Aug	Sep	Oct	Nov	Dec	Thru May	% Change	Total
<b>Total</b>	2024	279	386	368	451	282	-	-	-	-	-	-	-	1,766	4%	1,766
	2023	312	322	471	279	322	294	255	471	264	319	273	213	1,706	▲	3,795
<b>Civil</b>	2024	21	51	25	79	45	-	-	-	-	-	-	-	221	31%	221
	2023	32	40	44	26	27	24	21	41	28	39	24	32	169	▲	378
<b>Criminal</b>	2024	160	220	208	235	133	-	-	-	-	-	-	-	956	14%	956
	2023	158	125	265	136	154	140	147	322	160	168	181	110	838	▲	2,066
<b>Concealed Handgun Permits</b>	2024	72	90	104	95	70	-	-	-	-	-	-	-	431	-24%	431
	2023	104	134	131	83	115	96	71	77	56	84	46	56	567	▼	1,053
<b>Miscellaneous/ Other</b>	2024	26	25	31	42	34	-	-	-	-	-	-	-	158	20%	158
	2023	18	23	31	34	26	34	16	31	20	28	22	15	132	▲	298

Filings by Case Category																
Case Categories		Jan	Feb	Mar	Apr	May	Jun	Jul	Aug	Sep	Oct	Nov	Dec	Thru May	% Change	Total
<b>Administrative Law</b>	2024	-	1	-	-	-	-	-	-	-	-	-	-	1	1	1
	2023	-	-	-	-	-	1	-	-	-	-	-	-	0	↔	1
<b>Capital Murder</b>	2024	-	-	-	-	1	-	-	-	-	-	-	-	1	1	1
	2023	-	-	-	-	-	1	-	-	-	-	-	-	0	↔	1
<b>Contested Divorce</b>	2024	4	4	4	6	3	-	-	-	-	-	-	-	21	-30%	21
	2023	7	7	8	6	2	4	4	4	3	5	1	10	30	▼	61
<b>Domestic and Family - Level 1</b>	2024	9	10	3	11	17	-	-	-	-	-	-	-	50	67%	50
	2023	2	4	9	9	6	4	5	8	2	10	6	2	30	▲	67
<b>Domestic and Family - Level 2</b>	2024	2	6	2	4	4	-	-	-	-	-	-	-	18	-25%	18
	2023	5	6	4	-	9	1	3	6	2	4	3	3	24	▼	46
<b>Felonies and Related Matters</b>	2024	127	192	125	208	96	-	-	-	-	-	-	-	748	24%	748
	2023	107	87	189	100	119	99	98	265	122	109	100	79	602	▲	1,474
<b>General Civil - Level 1</b>	2024	-	1	-	-	1	-	-	-	-	-	-	-	2	-33%	2
	2023	-	1	1	-	1	-	-	3	1	-	-	2	3	▼	9
<b>General Civil - Level 2</b>	2024	4	6	6	10	8	-	-	-	-	-	-	-	34	100%	34
	2023	1	2	3	9	2	11	3	11	4	5	5	7	17	▲	63
<b>General Civil - Level 3</b>	2024	4	5	5	10	10	-	-	-	-	-	-	-	34	55%	34
	2023	3	3	8	5	3	4	1	1	1	3	6	1	22	▲	39
<b>Miscellaneous Civil</b>	2024	91	108	127	117	87	-	-	-	-	-	-	-	530	-19%	530
	2023	119	154	151	98	135	115	84	91	69	102	62	64	657	▼	1,244
<b>Misdemeanor</b>	2024	33	25	82	61	34	-	-	-	-	-	-	-	235	9%	235
	2023	48	32	72	32	31	38	44	55	28	58	73	26	215	▲	537
<b>Other</b>	2024	2	2	-	4	4	-	-	-	-	-	-	-	12	20%	12
	2023	-	1	1	7	1	3	1	5	3	6	2	2	10	▲	32
<b>Other Criminally Related Matters</b>	2024	-	4	1	5	4	-	-	-	-	-	-	-	14	-42%	14
	2023	4	6	6	4	4	4	5	4	10	1	8	5	24	▼	61
<b>Probates/Wills &amp; Trusts - Level 1</b>	2024	-	1	-	-	1	-	-	-	-	-	-	-	2	2	2
	2023	-	-	-	-	-	-	-	-	1	-	-	-	0	↔	1
<b>Probates/Wills &amp; Trusts - Level 2</b>	2024	2	3	-	1	1	-	-	-	-	-	-	-	7	-53%	7
	2023	5	3	2	2	3	-	1	3	2	1	3	5	15	▼	30
<b>Uncontested Divorce</b>	2024	1	18	13	14	11	-	-	-	-	-	-	-	57	0%	57
	2023	11	16	17	7	6	9	6	15	16	15	4	7	57	↔	129

This report reflects data in the case management system. Numbers will update accordingly as reports are refreshed and posted.

**CPSS-CCMS-10.01 CASELOAD STATISTICS OF THE CIRCUIT COURTS**

**Prince William**

January 2023 -- May 2024 Filings

Alexandria and Fairfax Circuit are not Included in State Totals

Dashboard		Monthly Filings Summary		Jan --- May Filings	
<b>Court:</b> Prince William Circuit	<b>Circuit/Court ID:</b> 31 231153	<p>Jan 23 - May 24</p>		<p>8,747 2024 vs 9,458 2023</p>	
<b>Start/End Date:</b> Jan-23 / May-24	<b>Type of Case:</b> Filings				
<b>2023 Average Month:</b> 1,733	<b>2024 Average Month:</b> 1,749				
<b>Jan-May 2023:</b> 9,458	<b>Jan-May 2024 :</b> 8,747				
<b>Filings Trending:</b> ▼	<b>Overall AVG. Month:</b> 1,738				

Filings by Division																
Divisions		Jan	Feb	Mar	Apr	May	Jun	Jul	Aug	Sep	Oct	Nov	Dec	Thru May	% Change	Total
<b>Total</b>	2024	1,625	1,875	1,816	1,823	1,608	-	-	-	-	-	-	-	8,747	-8%	8,747
	2023	2,362	1,991	1,905	1,555	1,645	1,642	1,486	1,739	1,671	1,774	1,498	1,528	9,458	▼	20,796
<b>Civil</b>	2024	254	371	404	290	293	-	-	-	-	-	-	-	1,612	19%	1,612
	2023	255	263	315	249	273	273	251	336	280	326	300	283	1,355	▲	3,404
<b>Criminal</b>	2024	313	431	357	540	384	-	-	-	-	-	-	-	2,025	24%	2,025
	2023	265	372	379	275	336	349	324	419	410	302	291	425	1,627	▲	4,147
<b>Concealed Handgun Permits</b>	2024	505	528	565	461	449	-	-	-	-	-	-	-	2,508	-19%	2,508
	2023	728	631	634	547	551	497	474	483	472	630	473	436	3,091	▼	6,556
<b>Miscellaneous/ Other</b>	2024	546	543	483	526	473	-	-	-	-	-	-	-	2,571	-23%	2,571
	2023	1,109	722	568	475	483	515	432	499	499	509	429	379	3,357	▼	6,619
<b>Others</b>	2024	7	2	7	6	9	-	-	-	-	-	-	-	31	11%	31
	2023	5	3	9	9	2	8	5	2	10	7	5	5	28	▲	70

Filings by Case Category																
Case Categories		Jan	Feb	Mar	Apr	May	Jun	Jul	Aug	Sep	Oct	Nov	Dec	Thru May	% Change	Total
<b>Administrative Law</b>	2024	1	2	2	1	3	-	-	-	-	-	-	-	9	-18%	9
	2023	2	3	3	-	3	6	-	4	1	2	1	1	11	▼	26
<b>Capital Murder</b>	2024	1	-	1	-	-	-	-	-	-	-	-	-	2	-60%	2
	2023	-	-	-	5	-	-	1	-	2	2	-	8	5	▼	18
<b>Contested Divorce</b>	2024	23	37	34	34	37	-	-	-	-	-	-	-	165	4%	165
	2023	37	28	41	26	26	31	29	42	36	34	28	22	158	▲	380
<b>Domestic and Family - Level 1</b>	2024	20	29	38	25	21	-	-	-	-	-	-	-	133	16%	133
	2023	22	21	31	20	21	18	20	28	16	30	16	27	115	▲	270
<b>Domestic and Family - Level 2</b>	2024	50	100	161	46	47	-	-	-	-	-	-	-	404	208%	404
	2023	19	29	33	18	32	30	34	46	43	71	66	58	131	▲	479
<b>Felonies and Related Matters</b>	2024	165	175	154	267	155	-	-	-	-	-	-	-	916	19%	916
	2023	114	176	179	137	162	149	128	205	183	128	119	223	768	▲	1,903
<b>General Civil - Level 1</b>	2024	2	2	4	1	3	-	-	-	-	-	-	-	12	-43%	12
	2023	5	3	5	5	3	-	4	2	3	1	1	4	21	▼	36
<b>General Civil - Level 2</b>	2024	65	88	67	77	77	-	-	-	-	-	-	-	374	11%	374
	2023	57	65	78	71	67	64	62	98	86	67	83	68	338	▲	866
<b>General Civil - Level 3</b>	2024	17	33	27	20	29	-	-	-	-	-	-	-	126	-9%	126
	2023	20	24	33	32	30	31	16	19	19	35	24	29	139	▼	312
<b>Miscellaneous Civil</b>	2024	722	772	817	722	698	-	-	-	-	-	-	-	3,731	-13%	3,731
	2023	978	847	929	760	777	745	692	736	721	878	702	637	4,291	▼	9,402
<b>Misdemeanor</b>	2024	84	115	88	115	148	-	-	-	-	-	-	-	550	22%	550
	2023	88	121	85	66	91	85	86	94	88	94	90	93	451	▲	1,081
<b>Other</b>	2024	317	271	214	242	209	-	-	-	-	-	-	-	1,253	-40%	1,253
	2023	844	501	257	261	235	244	197	228	234	231	191	165	2,098	▼	3,588
<b>Other Criminally Related Matters</b>	2024	65	151	115	162	85	-	-	-	-	-	-	-	578	35%	578
	2023	67	83	117	70	91	115	113	126	142	86	86	105	428	▲	1,201
<b>Probates/Wills &amp; Trusts - Level 1</b>	2024	3	4	3	3	2	-	-	-	-	-	-	-	15	36%	15
	2023	2	1	4	2	2	6	6	-	-	3	1	3	11	▲	32
<b>Probates/Wills &amp; Trusts - Level 2</b>	2024	12	8	18	11	12	-	-	-	-	-	-	-	61	-9%	61
	2023	9	14	14	11	19	23	14	14	16	10	10	13	67	▼	167
<b>Uncontested Divorce</b>	2024	78	88	73	97	82	-	-	-	-	-	-	-	418	-2%	418
	2023	98	75	96	71	86	95	84	97	79	102	80	72	426	▼	1,035

This report reflects data in the case management system. Numbers will update accordingly as reports are refreshed and posted.