

Dashboard	Monthly Filings Summary	Jan --- Feb Filings				
<p><b>Court:</b> Virginia Circuit  <b>Start/End Date:</b> Jan-24 / Feb-25  <b>2024 Average Month:</b> 37,237  <b>Jan-Feb 2024:</b> 77,932  <b>Filings Trending:</b> ▼</p> <p><b>Circuit/Court ID:</b> 0 200999  <b>Type of Case:</b> Filings  <b>2025 Average Month:</b> 37,091  <b>Jan-Feb 2025 :</b> 74,182  <b>Overall AVG. Month:</b> 37,216</p>	<p>Jan 24 - Feb 25</p>	<table border="1" style="margin: auto;"> <tr> <td style="width: 50%; text-align: center;">74,182</td> <td style="width: 50%; text-align: center;">77,932</td> </tr> <tr> <td style="text-align: center;">2025</td> <td style="text-align: center;">2024</td> </tr> </table>	74,182	77,932	2025	2024
74,182	77,932					
2025	2024					

Filings by Division																
Divisions		Jan	Feb	Mar	Apr	May	Jun	Jul	Aug	Sep	Oct	Nov	Dec	Thru Feb	% Change	Total
<b>Total</b>	2025	39,876	34,306	-	-	-	-	-	-	-	-	-	-	74,182	-5%	74,182
	2024	38,659	39,273	41,056	38,786	37,023	34,560	37,268	37,068	35,842	40,208	33,723	33,379	77,932	▼	446,845
<b>Civil</b>	2025	5,251	5,006	-	-	-	-	-	-	-	-	-	-	10,257	-3%	10,257
	2024	4,985	5,604	5,818	5,917	5,589	5,492	5,435	5,749	5,479	6,076	4,770	4,780	10,589	▼	65,694
<b>Criminal</b>	2025	13,968	11,697	-	-	-	-	-	-	-	-	-	-	25,665	-7%	25,665
	2024	13,845	13,831	14,664	14,714	14,363	13,341	14,178	13,843	13,913	15,136	12,869	12,103	27,676	▼	166,800
<b>Concealed Handgun Permits</b>	2025	12,072	10,395	-	-	-	-	-	-	-	-	-	-	22,467	8%	22,467
	2024	10,371	10,465	10,657	9,384	8,330	7,299	8,518	8,666	8,523	10,237	8,541	8,788	20,836	▲	109,779
<b>Miscellaneous/ Other</b>	2025	8,468	7,073	-	-	-	-	-	-	-	-	-	-	15,541	-16%	15,541
	2024	9,322	9,257	9,814	8,679	8,656	8,311	9,006	8,672	7,803	8,657	7,431	7,603	18,579	▼	103,211
<b>Civil</b>	2025	117	135	-	-	-	-	-	-	-	-	-	-	252	0%	252
	2024	136	116	103	92	85	117	131	138	124	102	112	105	252	↔	1,361

Filings by Case Category																
Case Categories		Jan	Feb	Mar	Apr	May	Jun	Jul	Aug	Sep	Oct	Nov	Dec	Thru Feb	% Change	Total
<b>Administrative Law</b>	2025	38	34	-	-	-	-	-	-	-	-	-	-	72	11%	72
	2024	40	25	49	26	23	29	38	40	41	59	30	34	65	▲	434
<b>Aggravated Murder</b>	2025	9	4	-	-	-	-	-	-	-	-	-	-	13	-41%	13
	2024	10	12	7	3	12	4	8	2	4	7	4	14	22	▼	87
<b>Contested Divorce</b>	2025	587	532	-	-	-	-	-	-	-	-	-	-	1,119	-7%	1,119
	2024	594	606	705	650	668	596	578	614	603	611	545	508	1,200	▼	7,278
<b>Domestic and Family - Level 1</b>	2025	550	467	-	-	-	-	-	-	-	-	-	-	1,017	-23%	1,017
	2024	584	737	723	724	761	795	660	735	656	746	612	564	1,321	▼	8,297
<b>Domestic and Family - Level 2</b>	2025	330	295	-	-	-	-	-	-	-	-	-	-	625	-20%	625
	2024	336	441	488	452	351	384	364	454	285	754	361	326	777	▼	4,996
<b>Felonies and Related Matters</b>	2025	9,283	7,768	-	-	-	-	-	-	-	-	-	-	17,051	-7%	17,051
	2024	9,330	8,964	9,653	9,734	9,359	8,785	9,302	8,870	9,556	9,978	8,662	7,894	18,294	▼	110,087
<b>General Civil - Level 1</b>	2025	91	66	-	-	-	-	-	-	-	-	-	-	157	15%	157
	2024	59	77	72	69	67	84	63	76	71	71	53	57	136	▲	819
<b>General Civil - Level 2</b>	2025	1,423	1,354	-	-	-	-	-	-	-	-	-	-	2,777	16%	2,777
	2024	1,183	1,214	1,320	1,335	1,352	1,381	1,316	1,436	1,313	1,412	1,145	1,222	2,397	▲	15,629
<b>General Civil - Level 3</b>	2025	824	794	-	-	-	-	-	-	-	-	-	-	1,618	-13%	1,618
	2024	1,012	854	1,198	897	810	954	991	897	973	911	713	927	1,866	▼	11,137
<b>Miscellaneous Civil</b>	2025	16,100	13,848	-	-	-	-	-	-	-	-	-	-	29,948	6%	29,948
	2024	14,054	14,114	15,384	13,115	11,835	10,989	12,697	12,605	12,135	14,239	11,838	12,382	28,168	▲	155,387
<b>Misdemeanor</b>	2025	3,492	2,923	-	-	-	-	-	-	-	-	-	-	6,415	-10%	6,415
	2024	3,568	3,578	3,889	3,655	3,702	3,438	3,644	3,638	3,314	3,816	3,190	3,120	7,146	▼	42,552
<b>Other</b>	2025	4,206	3,473	-	-	-	-	-	-	-	-	-	-	7,679	-28%	7,679
	2024	5,250	5,476	4,518	4,777	4,941	4,276	4,596	4,509	3,938	4,415	3,939	3,716	10,726	▼	54,351
<b>Other Criminally Related Matters</b>	2025	1,302	1,076	-	-	-	-	-	-	-	-	-	-	2,378	-1%	2,378
	2024	1,032	1,371	1,203	1,449	1,356	1,203	1,327	1,427	1,207	1,432	1,120	1,138	2,403	▼	15,265
<b>Probates/Wills &amp; Trusts - Level 1</b>	2025	47	33	-	-	-	-	-	-	-	-	-	-	80	4%	80
	2024	37	40	35	22	38	39	27	32	32	33	33	25	77	▲	393
<b>Probates/Wills &amp; Trusts - Level 2</b>	2025	217	277	-	-	-	-	-	-	-	-	-	-	494	-6%	494
	2024	255	268	307	302	250	267	254	257	291	270	249	241	523	▼	3,211
<b>Protective Orders</b>	2025	14	14	-	-	-	-	-	-	-	-	-	-	28	-20%	28
	2024	14	21	19	20	18	23	16	11	19	13	17	17	35	▼	208
<b>Uncontested Divorce</b>	2025	1,363	1,348	-	-	-	-	-	-	-	-	-	-	2,711	-2%	2,711
	2024	1,301	1,475	1,486	1,556	1,480	1,313	1,387	1,465	1,404	1,441	1,212	1,194	2,776	▼	16,714

This report reflects the case management system. Numbers will update as reports are refreshed and posted. The case types reported may not necessitate judicial involvement.

# CPSS-CCMS-10.01 CASELOAD STATISTICS OF THE CIRCUIT COURTS

Chesapeake

January 2024 -- February 2025 Filings

Alexandria and Fairfax Circuit are not Included in State Totals.

Dashboard		Monthly Filings Summary		Jan --- Feb Filings	
<b>Court:</b> Chesapeake Circuit	<b>Circuit/Court ID:</b> 1 201550				
<b>Start/End Date:</b> Jan-24 / Feb-25	<b>Type of Case:</b> Filings				
<b>2024 Average Month:</b> 1,563	<b>2025 Average Month:</b> 1,480				
<b>Jan-Feb 2024:</b> 3,434	<b>Jan-Feb 2025 :</b> 2,960				
<b>Filings Trending:</b> ▼	<b>Overall AVG. Month:</b> 1,551				

Filings by Division																
Divisions		Jan	Feb	Mar	Apr	May	Jun	Jul	Aug	Sep	Oct	Nov	Dec	Thru Feb	% Change	Total
<b>Total</b>	2025	1,632	1,328	-	-	-	-	-	-	-	-	-	-	2,960	-14%	2,960
	2024	1,579	1,855	1,706	1,463	1,455	1,198	1,583	1,561	1,543	1,555	1,762	1,492	3,434	▼	18,752
<b>Civil</b>	2025	200	203	-	-	-	-	-	-	-	-	-	-	403	4%	403
	2024	184	203	257	224	221	197	249	232	198	227	176	229	387	▲	2,597
<b>Criminal</b>	2025	515	343	-	-	-	-	-	-	-	-	-	-	858	-25%	858
	2024	604	545	611	523	504	403	536	576	575	551	568	507	1,149	▼	6,503
<b>Concealed Handgun Permits</b>	2025	522	416	-	-	-	-	-	-	-	-	-	-	938	22%	938
	2024	387	385	364	329	308	232	434	407	373	397	374	373	772	▲	4,363
<b>Miscellaneous/ Other</b>	2025	392	362	-	-	-	-	-	-	-	-	-	-	754	-33%	754
	2024	404	721	473	387	422	365	360	342	396	376	643	382	1,125	▼	5,271
<b>Civil</b>	2025	3	4	-	-	-	-	-	-	-	-	-	-	7	600%	7
	2024	-	1	1	-	-	1	4	4	1	4	1	1	1	▲	18

Filings by Case Category																
Case Categories		Jan	Feb	Mar	Apr	May	Jun	Jul	Aug	Sep	Oct	Nov	Dec	Thru Feb	% Change	Total
<b>Administrative Law</b>	2025	1	-	-	-	-	-	-	-	-	-	-	-	1	0%	1
	2024	1	-	1	-	1	1	1	1	-	-	2	1	1	↔	9
<b>Aggravated Murder</b>	2025	-	-	-	-	-	-	-	-	-	-	-	-	0	-100%	0
	2024	-	2	-	-	-	-	-	-	-	2	-	-	2	▼	4
<b>Contested Divorce</b>	2025	41	23	-	-	-	-	-	-	-	-	-	-	64	-4%	64
	2024	31	36	50	36	41	43	43	36	29	33	28	31	67	▼	437
<b>Domestic and Family - Level 1</b>	2025	6	19	-	-	-	-	-	-	-	-	-	-	25	-42%	25
	2024	31	12	32	28	10	21	25	23	26	48	17	35	43	▼	308
<b>Domestic and Family - Level 2</b>	2025	4	3	-	-	-	-	-	-	-	-	-	-	7	-56%	7
	2024	9	7	17	6	3	4	8	9	2	8	4	12	16	▼	89
<b>Felonies and Related Matters</b>	2025	344	225	-	-	-	-	-	-	-	-	-	-	569	-29%	569
	2024	436	362	379	374	327	269	366	374	412	385	453	355	798	▼	4,492
<b>General Civil - Level 1</b>	2025	3	3	-	-	-	-	-	-	-	-	-	-	6	200%	6
	2024	-	2	2	1	2	7	2	7	7	3	1	2	2	▲	36
<b>General Civil - Level 2</b>	2025	37	36	-	-	-	-	-	-	-	-	-	-	73	46%	73
	2024	21	29	58	35	38	58	48	37	76	32	34	64	50	▲	530
<b>General Civil - Level 3</b>	2025	17	25	-	-	-	-	-	-	-	-	-	-	42	91%	42
	2024	12	10	41	15	22	26	16	11	27	15	13	32	22	▲	240
<b>Miscellaneous Civil</b>	2025	630	531	-	-	-	-	-	-	-	-	-	-	1,161	21%	1,161
	2024	481	482	467	419	455	326	545	505	465	506	455	495	963	▲	5,601
<b>Misdemeanor</b>	2025	116	91	-	-	-	-	-	-	-	-	-	-	207	-27%	207
	2024	132	151	176	111	135	104	125	161	133	127	90	120	283	▼	1,565
<b>Other</b>	2025	278	238	-	-	-	-	-	-	-	-	-	-	516	-44%	516
	2024	304	615	330	295	265	223	247	238	236	265	559	221	919	▼	3,798
<b>Other Criminally Related Matters</b>	2025	55	27	-	-	-	-	-	-	-	-	-	-	82	24%	82
	2024	36	30	56	40	42	38	45	41	31	37	25	32	66	▲	453
<b>Probates/Wills &amp; Trusts - Level 1</b>	2025	3	1	-	-	-	-	-	-	-	-	-	-	4	-20%	4
	2024	2	3	4	1	3	3	3	3	6	4	1	6	5	▼	39
<b>Probates/Wills &amp; Trusts - Level 2</b>	2025	4	15	-	-	-	-	-	-	-	-	-	-	19	-34%	19
	2024	12	17	11	13	15	8	10	13	10	10	6	9	29	▼	134
<b>Uncontested Divorce</b>	2025	93	91	-	-	-	-	-	-	-	-	-	-	184	10%	184
	2024	71	97	82	89	96	67	99	102	83	80	74	77	168	▲	1,017

This report reflects the case management system. Numbers will update as reports are refreshed and posted. The case types reported may not necessitate judicial involvement.

Dashboard		Monthly Filings Summary		Jan --- Feb Filings	
<p><b>Court:</b> Accomack Circuit  <b>Start/End Date:</b> Jan-24 / Feb-25  <b>2024 Average Month:</b> 163  <b>Jan-Feb 2024:</b> 360  <b>Filings Trending:</b> ▼</p>	<p><b>Circuit/Court ID:</b> 2 202001  <b>Type of Case:</b> Filings  <b>2025 Average Month:</b> 153  <b>Jan-Feb 2025 :</b> 305  <b>Overall AVG. Month:</b> 161</p>				

Filings by Division																
Divisions		Jan	Feb	Mar	Apr	May	Jun	Jul	Aug	Sep	Oct	Nov	Dec	Thru Feb	% Change	Total
<b>Total</b>	2025	159	146	-	-	-	-	-	-	-	-	-	-	305	-15%	305
	2024	128	232	146	230	101	236	138	127	136	204	108	166	360	▼	1,952
<b>Civil</b>	2025	9	15	-	-	-	-	-	-	-	-	-	-	24	-33%	24
	2024	19	17	21	18	6	13	22	8	42	16	19	11	36	▼	212
<b>Criminal</b>	2025	61	66	-	-	-	-	-	-	-	-	-	-	127	-26%	127
	2024	34	137	32	142	36	170	73	69	54	107	22	90	171	▼	966
<b>Concealed Handgun Permits</b>	2025	75	49	-	-	-	-	-	-	-	-	-	-	124	31%	124
	2024	51	44	42	52	31	39	16	30	31	66	52	55	95	▲	509
<b>Miscellaneous/ Other</b>	2025	14	16	-	-	-	-	-	-	-	-	-	-	30	-48%	30
	2024	24	34	51	18	28	14	27	20	9	15	15	10	58	▼	265

Filings by Case Category																
Case Categories		Jan	Feb	Mar	Apr	May	Jun	Jul	Aug	Sep	Oct	Nov	Dec	Thru Feb	% Change	Total
<b>Administrative Law</b>	2025	-	-	-	-	-	-	-	-	-	-	-	-	0	0	0
	2024	-	-	1	-	-	-	-	-	-	-	-	-	-	0	↔
<b>Contested Divorce</b>	2025	-	3	-	-	-	-	-	-	-	-	-	-	3	-40%	3
	2024	3	2	6	7	2	2	2	1	4	1	2	1	5	▼	33
<b>Domestic and Family - Level 1</b>	2025	1	1	-	-	-	-	-	-	-	-	-	-	2	-33%	2
	2024	1	2	-	-	-	-	-	-	-	-	-	-	3	▼	3
<b>Domestic and Family - Level 2</b>	2025	-	-	-	-	-	-	-	-	-	-	-	-	0	-100%	0
	2024	-	1	-	-	-	1	2	1	15	2	-	1	1	▼	23
<b>Felonies and Related Matters</b>	2025	32	51	-	-	-	-	-	-	-	-	-	-	83	-42%	83
	2024	21	122	15	113	28	135	47	47	35	78	14	75	143	▼	730
<b>General Civil - Level 1</b>	2025	-	1	-	-	-	-	-	-	-	-	-	-	1	1	1
	2024	-	-	1	-	-	-	-	-	-	-	-	-	0	↔	1
<b>General Civil - Level 2</b>	2025	2	5	-	-	-	-	-	-	-	-	-	-	7	17%	7
	2024	4	2	9	2	3	1	3	5	3	4	4	5	6	▲	45
<b>General Civil - Level 3</b>	2025	2	6	-	-	-	-	-	-	-	-	-	-	8	-64%	8
	2024	12	10	7	2	2	4	13	3	15	7	11	6	22	▼	92
<b>Miscellaneous Civil</b>	2025	86	60	-	-	-	-	-	-	-	-	-	-	146	27%	146
	2024	59	56	57	59	35	44	27	40	39	75	65	61	115	▲	617
<b>Misdemeanor</b>	2025	26	13	-	-	-	-	-	-	-	-	-	-	39	70%	39
	2024	10	13	11	24	6	28	22	18	17	28	3	12	23	▲	192
<b>Other</b>	2025	2	-	-	-	-	-	-	-	-	-	-	-	2	-93%	2
	2024	12	16	25	10	20	7	15	5	-	2	1	-	28	▼	113
<b>Other Criminally Related Matters</b>	2025	3	2	-	-	-	-	-	-	-	-	-	-	5	-17%	5
	2024	4	2	6	5	2	7	4	4	2	1	5	3	6	▼	45
<b>Probates/Wills &amp; Trusts - Level 2</b>	2025	1	1	-	-	-	-	-	-	-	-	-	-	2	2	2
	2024	-	-	-	2	-	-	-	-	-	3	-	1	0	↔	6
<b>Protective Orders</b>	2025	-	-	-	-	-	-	-	-	-	-	-	-	0	0	0
	2024	-	-	-	1	-	-	-	-	-	-	-	1	0	↔	2
<b>Uncontested Divorce</b>	2025	4	3	-	-	-	-	-	-	-	-	-	-	7	-13%	7
	2024	2	6	8	5	3	7	3	3	6	3	2	1	8	▼	49

This report reflects the case management system. Numbers will update as reports are refreshed and posted. The case types reported may not necessitate judicial involvement.

# CPSS-CCMS-10.01 CASELOAD STATISTICS OF THE CIRCUIT COURTS

Northampton

January 2024 -- February 2025 Filings


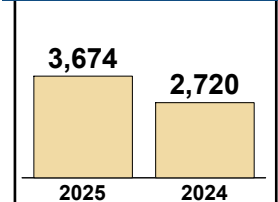
Alexandria and Fairfax Circuit are not Included in State Totals.

Dashboard		Monthly Filings Summary		Jan --- Feb Filings	
<p><b>Court:</b> Northampton Circuit  <b>Start/End Date:</b> Jan-24 / Feb-25  <b>2024 Average Month:</b> 121  <b>Jan-Feb 2024:</b> 170  <b>Filings Trending:</b> ▲</p>	<p><b>Circuit/Court ID:</b> 2 202131  <b>Type of Case:</b> Filings  <b>2025 Average Month:</b>93  <b>Jan-Feb 2025 :</b> 185  <b>Overall AVG. Month:</b> 117</p>				

Filings by Division																
Divisions		Jan	Feb	Mar	Apr	May	Jun	Jul	Aug	Sep	Oct	Nov	Dec	Thru Feb	% Change	Total
<b>Total</b>	2025	107	78	-	-	-	-	-	-	-	-	-	-	185	9%	185
	2024	80	90	159	135	153	80	149	86	178	104	139	100	170	▲	1,453
<b>Civil</b>	2025	12	6	-	-	-	-	-	-	-	-	-	-	18	100%	18
	2024	2	7	5	8	4	7	5	3	13	3	2	-	9	▲	59
<b>Criminal</b>	2025	51	28	-	-	-	-	-	-	-	-	-	-	79	-23%	79
	2024	49	53	120	102	116	44	99	58	147	67	112	70	102	▼	1,037
<b>Concealed Handgun Permits</b>	2025	24	17	-	-	-	-	-	-	-	-	-	-	41	14%	41
	2024	19	17	22	16	15	15	13	9	14	25	14	25	36	▲	204
<b>Miscellaneous/ Other</b>	2025	20	27	-	-	-	-	-	-	-	-	-	-	47	114%	47
	2024	10	12	12	9	18	14	32	16	4	9	11	5	22	▲	152
<b>Civil</b>	2025	-	-	-	-	-	-	-	-	-	-	-	-	0	-100%	0
	2024	-	1	-	-	-	-	-	-	-	-	-	-	1	▼	1

Filings by Case Category																
Case Categories		Jan	Feb	Mar	Apr	May	Jun	Jul	Aug	Sep	Oct	Nov	Dec	Thru Feb	% Change	Total
<b>Administrative Law</b>	2025	-	-	-	-	-	-	-	-	-	-	-	-	0	-100%	0
	2024	1	-	-	-	-	-	-	1	-	-	-	-	1	▼	2
<b>Aggravated Murder</b>	2025	-	-	-	-	-	-	-	-	-	-	-	-	0	0	0
	2024	-	-	2	-	-	-	-	-	-	-	-	-	0	↔	2
<b>Contested Divorce</b>	2025	2	2	-	-	-	-	-	-	-	-	-	-	4	4	4
	2024	-	-	-	1	2	1	-	-	1	-	-	-	0	↔	5
<b>Domestic and Family - Level 1</b>	2025	-	-	-	-	-	-	-	-	-	-	-	-	0	-100%	0
	2024	1	-	-	-	1	2	1	-	1	-	-	-	1	▼	6
<b>Domestic and Family - Level 2</b>	2025	-	-	-	-	-	-	-	-	-	-	-	-	0	0	0
	2024	-	-	-	1	-	1	-	-	2	-	-	-	0	↔	4
<b>Felonies and Related Matters</b>	2025	25	16	-	-	-	-	-	-	-	-	-	-	41	0%	41
	2024	16	25	63	64	81	17	43	25	37	28	53	28	41	↔	480
<b>General Civil - Level 2</b>	2025	1	1	-	-	-	-	-	-	-	-	-	-	2	-33%	2
	2024	-	3	2	1	2	1	3	2	3	1	2	1	3	▼	21
<b>General Civil - Level 3</b>	2025	9	3	-	-	-	-	-	-	-	-	-	-	12	300%	12
	2024	-	3	-	1	1	-	1	-	1	-	1	-	3	▲	8
<b>Miscellaneous Civil</b>	2025	28	20	-	-	-	-	-	-	-	-	-	-	48	7%	48
	2024	23	22	25	23	21	20	22	13	17	30	18	26	45	▲	260
<b>Misdemeanor</b>	2025	15	4	-	-	-	-	-	-	-	-	-	-	19	-60%	19
	2024	22	26	45	26	32	21	41	26	105	32	47	31	48	▼	454
<b>Other</b>	2025	16	24	-	-	-	-	-	-	-	-	-	-	40	208%	40
	2024	5	8	10	3	10	9	22	12	1	5	6	3	13	▲	94
<b>Other Criminally Related Matters</b>	2025	11	8	-	-	-	-	-	-	-	-	-	-	19	46%	19
	2024	11	2	10	12	3	7	16	7	9	7	12	11	13	▲	107
<b>Uncontested Divorce</b>	2025	-	-	-	-	-	-	-	-	-	-	-	-	0	-100%	0
	2024	1	1	2	3	-	1	-	-	1	1	-	-	2	▼	10


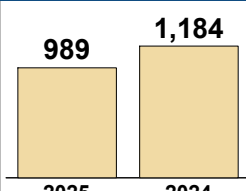
This report reflects the case management system. Numbers will update as reports are refreshed and posted. The case types reported may not necessitate judicial involvement.

Dashboard		Monthly Filings Summary		Jan --- Feb Filings	
<p><b>Court:</b> Virginia Beach Circuit  <b>Start/End Date:</b> Jan-24 / Feb-25  <b>2024 Average Month:</b> 1,364  <b>Jan-Feb 2024:</b> 2,720  <b>Filings Trending:</b> ▲</p>	<p><b>Circuit/Court ID:</b> 2 202810  <b>Type of Case:</b> Filings  <b>2025 Average Month:</b> 1,837  <b>Jan-Feb 2025 :</b> 3,674  <b>Overall AVG. Month:</b> 1,431</p>				

Filings by Division																
Divisions		Jan	Feb	Mar	Apr	May	Jun	Jul	Aug	Sep	Oct	Nov	Dec	Thru Feb	% Change	Total
<b>Total</b>	2025	2,033	1,641	-	-	-	-	-	-	-	-	-	-	3,674	35%	3,674
	2024	1,332	1,388	1,236	1,543	1,338	1,332	1,447	1,391	1,413	1,458	1,341	1,146	2,720	▲	16,365
<b>Civil</b>	2025	349	308	-	-	-	-	-	-	-	-	-	-	657	-8%	657
	2024	328	383	365	447	359	374	387	401	386	380	312	359	711	▼	4,481
<b>Criminal</b>	2025	527	498	-	-	-	-	-	-	-	-	-	-	1,025	-16%	1,025
	2024	622	603	521	725	604	530	632	572	643	733	671	460	1,225	▼	7,316
<b>Concealed Handgun Permits</b>	2025	751	484	-	-	-	-	-	-	-	-	-	-	1,235	1,235	1,235
	2024	-	-	-	-	-	-	-	-	-	-	-	-	0	↔	0
<b>Miscellaneous/ Other</b>	2025	406	351	-	-	-	-	-	-	-	-	-	-	757	-2%	757
	2024	380	395	350	371	371	425	426	418	383	344	357	326	775	▼	4,546
<b>Civil</b>	2025	-	-	-	-	-	-	-	-	-	-	-	-	0	-100%	0
	2024	2	7	-	-	4	3	2	-	1	1	1	1	9	▼	22

Filings by Case Category																
Case Categories		Jan	Feb	Mar	Apr	May	Jun	Jul	Aug	Sep	Oct	Nov	Dec	Thru Feb	% Change	Total
<b>Administrative Law</b>	2025	2	1	-	-	-	-	-	-	-	-	-	-	3	-40%	3
	2024	3	2	-	1	1	2	-	-	1	2	3	1	5	▼	16
<b>Aggravated Murder</b>	2025	-	-	-	-	-	-	-	-	-	-	-	-	0	-100%	0
	2024	-	1	-	-	-	-	-	-	-	-	-	-	1	▼	1
<b>Contested Divorce</b>	2025	26	28	-	-	-	-	-	-	-	-	-	-	54	-2%	54
	2024	29	26	29	22	31	21	26	18	32	36	18	24	55	▼	312
<b>Domestic and Family - Level 1</b>	2025	39	22	-	-	-	-	-	-	-	-	-	-	61	-21%	61
	2024	38	39	42	43	33	49	43	55	41	35	33	31	77	▼	482
<b>Domestic and Family - Level 2</b>	2025	24	13	-	-	-	-	-	-	-	-	-	-	37	-14%	37
	2024	23	20	24	24	20	19	25	24	19	23	20	28	43	▼	269
<b>Felonies and Related Matters</b>	2025	330	311	-	-	-	-	-	-	-	-	-	-	641	-17%	641
	2024	437	332	333	431	373	284	338	346	389	448	426	296	769	▼	4,433
<b>General Civil - Level 1</b>	2025	4	6	-	-	-	-	-	-	-	-	-	-	10	25%	10
	2024	3	5	4	12	8	1	3	3	3	6	4	4	8	▲	56
<b>General Civil - Level 2</b>	2025	85	86	-	-	-	-	-	-	-	-	-	-	171	-3%	171
	2024	77	100	89	105	69	91	65	109	84	95	80	101	177	▼	1,065
<b>General Civil - Level 3</b>	2025	119	96	-	-	-	-	-	-	-	-	-	-	215	-8%	215
	2024	99	134	118	154	145	126	139	123	137	125	111	111	233	▼	1,522
<b>Miscellaneous Civil</b>	2025	950	663	-	-	-	-	-	-	-	-	-	-	1,613	329%	1,613
	2024	157	219	179	183	175	185	231	196	179	168	182	148	376	▲	2,202
<b>Misdemeanor</b>	2025	164	147	-	-	-	-	-	-	-	-	-	-	311	-22%	311
	2024	170	229	164	242	182	192	249	177	221	241	201	141	399	▼	2,409
<b>Other</b>	2025	177	136	-	-	-	-	-	-	-	-	-	-	313	-10%	313
	2024	195	153	148	157	162	209	185	197	171	151	141	152	348	▼	2,021
<b>Other Criminally Related Matters</b>	2025	38	40	-	-	-	-	-	-	-	-	-	-	78	7%	78
	2024	23	50	38	56	55	63	53	55	42	50	48	27	73	▲	560
<b>Probates/Wills &amp; Trusts - Level 1</b>	2025	2	3	-	-	-	-	-	-	-	-	-	-	5	25%	5
	2024	2	2	1	3	1	-	2	1	2	-	1	2	4	▲	17
<b>Probates/Wills &amp; Trusts - Level 2</b>	2025	14	26	-	-	-	-	-	-	-	-	-	-	40	67%	40
	2024	13	11	9	24	18	25	16	18	20	11	12	21	24	▲	198
<b>Protective Orders</b>	2025	2	-	-	-	-	-	-	-	-	-	-	-	2	100%	2
	2024	-	1	1	1	1	1	-	2	3	1	2	-	1	▲	13
<b>Uncontested Divorce</b>	2025	57	63	-	-	-	-	-	-	-	-	-	-	120	-6%	120
	2024	63	64	57	85	64	64	72	67	69	66	59	59	127	▼	789

This report reflects the case management system. Numbers will update as reports are refreshed and posted. The case types reported may not necessitate judicial involvement.

Dashboard		Circuit/Court ID: 3 203740		Monthly Filings Summary		Jan --- Feb Filings		
<b>Court:</b> Portsmouth Circuit	<b>Start/End Date:</b> Jan-24 / Feb-25	<b>Type of Case:</b> Filings	<b>2024 Average Month:</b> 576	<b>2025 Average Month:</b> 495				
<b>Jan-Feb 2024:</b> 1,184	<b>Jan-Feb 2025:</b> 989	<b>Overall AVG. Month:</b> 564	<b>Filings Trending:</b> ▼					

Filings by Division																
Divisions		Jan	Feb	Mar	Apr	May	Jun	Jul	Aug	Sep	Oct	Nov	Dec	Thru Feb	% Change	Total
<b>Total</b>	2025	498	491	-	-	-	-	-	-	-	-	-	-	989	-16%	989
	2024	589	595	741	662	575	560	578	532	535	531	442	567	1,184	▼	6,907
<b>Civil</b>	2025	137	146	-	-	-	-	-	-	-	-	-	-	283	-28%	283
	2024	217	176	304	228	143	237	208	221	215	172	122	225	393	▼	2,468
<b>Criminal</b>	2025	115	124	-	-	-	-	-	-	-	-	-	-	239	22%	239
	2024	99	97	151	110	167	109	112	127	98	109	87	102	196	▲	1,368
<b>Concealed Handgun Permits</b>	2025	132	133	-	-	-	-	-	-	-	-	-	-	265	5%	265
	2024	120	132	114	117	119	102	109	89	94	99	122	115	252	▲	1,332
<b>Miscellaneous/Other</b>	2025	114	87	-	-	-	-	-	-	-	-	-	-	201	-41%	201
	2024	153	190	172	206	145	111	148	94	128	151	110	125	343	▼	1,733
<b>Civil</b>	2025	-	1	-	-	-	-	-	-	-	-	-	-	1	1	1
	2024	-	-	-	1	1	1	1	1	-	-	1	-	0	↔	6

Filings by Case Category																
Case Categories		Jan	Feb	Mar	Apr	May	Jun	Jul	Aug	Sep	Oct	Nov	Dec	Thru Feb	% Change	Total
<b>Administrative Law</b>	2025	1	-	-	-	-	-	-	-	-	-	-	-	1	0%	1
	2024	-	1	1	-	-	-	1	-	-	5	-	1	1	↔	9
<b>Aggravated Murder</b>	2025	-	1	-	-	-	-	-	-	-	-	-	-	1	1	1
	2024	-	-	1	-	5	-	2	-	2	-	-	-	0	↔	10
<b>Contested Divorce</b>	2025	14	9	-	-	-	-	-	-	-	-	-	-	23	21%	23
	2024	10	9	6	8	8	4	11	10	10	6	6	8	19	▲	96
<b>Domestic and Family - Level 1</b>	2025	11	2	-	-	-	-	-	-	-	-	-	-	13	-54%	13
	2024	12	16	11	12	15	16	8	13	9	21	21	18	28	▼	172
<b>Domestic and Family - Level 2</b>	2025	4	-	-	-	-	-	-	-	-	-	-	-	4	0%	4
	2024	-	4	3	2	-	6	2	2	3	1	1	2	4	↔	26
<b>Felonies and Related Matters</b>	2025	64	54	-	-	-	-	-	-	-	-	-	-	118	8%	118
	2024	65	44	111	40	98	52	66	56	53	52	57	48	109	▲	742
<b>General Civil - Level 1</b>	2025	2	2	-	-	-	-	-	-	-	-	-	-	4	100%	4
	2024	-	2	5	1	1	2	2	-	-	-	1	2	2	▲	16
<b>General Civil - Level 2</b>	2025	24	15	-	-	-	-	-	-	-	-	-	-	39	44%	39
	2024	13	14	21	23	24	19	17	22	18	13	12	14	27	▲	210
<b>General Civil - Level 3</b>	2025	70	89	-	-	-	-	-	-	-	-	-	-	159	-38%	159
	2024	152	104	217	151	76	172	154	158	140	111	68	164	256	▼	1,667
<b>Miscellaneous Civil</b>	2025	219	201	-	-	-	-	-	-	-	-	-	-	420	-4%	420
	2024	203	233	194	222	186	161	175	162	174	194	199	217	436	▼	2,320
<b>Misdemeanor</b>	2025	28	52	-	-	-	-	-	-	-	-	-	-	80	33%	80
	2024	25	35	26	35	38	41	25	42	29	40	19	33	60	▲	388
<b>Other</b>	2025	20	17	-	-	-	-	-	-	-	-	-	-	37	-76%	37
	2024	64	91	91	104	77	52	75	14	49	49	26	16	155	▼	708
<b>Other Criminally Related Matters</b>	2025	23	21	-	-	-	-	-	-	-	-	-	-	44	5%	44
	2024	22	20	16	36	26	19	19	29	17	19	13	22	42	▲	258
<b>Probates/Wills &amp; Trusts - Level 1</b>	2025	-	1	-	-	-	-	-	-	-	-	-	-	1	1	1
	2024	-	-	3	2	2	-	1	1	-	-	1	-	0	↔	10
<b>Probates/Wills &amp; Trusts - Level 2</b>	2025	4	7	-	-	-	-	-	-	-	-	-	-	11	22%	11
	2024	5	4	6	4	2	2	4	4	2	3	5	4	9	▲	45
<b>Uncontested Divorce</b>	2025	14	20	-	-	-	-	-	-	-	-	-	-	34	-6%	34
	2024	18	18	29	22	17	14	16	19	29	17	13	18	36	▼	230

This report reflects the case management system. Numbers will update as reports are refreshed and posted. The case types reported may not necessitate judicial involvement.



Dashboard		Monthly Filings Summary		Jan --- Feb Filings			
<b>Court:</b> Norfolk Circuit <b>Start/End Date:</b> Jan-24 / Feb-25 <b>2024 Average Month:</b> 1,615 <b>Jan-Feb 2024:</b> 3,333 <b>Filings Trending:</b> ▼		<b>Circuit/Court ID:</b> 4 204710 <b>Type of Case:</b> Filings <b>2025 Average Month:</b> 1,354 <b>Jan-Feb 2025 :</b> 2,708 <b>Overall AVG. Month:</b> 1,578					

Filings by Division																
Divisions		Jan	Feb	Mar	Apr	May	Jun	Jul	Aug	Sep	Oct	Nov	Dec	Thru Feb	% Change	Total
<b>Total</b>	2025	1,651	1,057	-	-	-	-	-	-	-	-	-	-	2,708	-19%	2,708
	2024	2,008	1,325	2,516	1,292	1,283	1,829	1,578	1,476	1,576	1,674	1,259	1,562	3,333	▼	19,378
<b>Civil</b>	2025	383	329	-	-	-	-	-	-	-	-	-	-	712	-10%	712
	2024	381	407	436	407	438	384	434	437	451	469	350	333	788	▼	4,927
<b>Criminal</b>	2025	318	271	-	-	-	-	-	-	-	-	-	-	589	-21%	589
	2024	385	360	396	327	345	382	447	316	368	322	345	363	745	▼	4,356
<b>Concealed Handgun Permits</b>	2025	226	184	-	-	-	-	-	-	-	-	-	-	410	-11%	410
	2024	224	239	202	235	194	171	186	178	167	234	210	190	463	▼	2,430
<b>Miscellaneous/Other</b>	2025	715	260	-	-	-	-	-	-	-	-	-	-	975	-27%	975
	2024	1,016	317	1,473	315	299	874	502	528	578	631	343	661	1,333	▼	7,537
<b>Civil</b>	2025	9	13	-	-	-	-	-	-	-	-	-	-	22	450%	22
	2024	2	2	9	8	7	18	9	17	12	18	11	15	4	▲	128

Filings by Case Category																
Case Categories		Jan	Feb	Mar	Apr	May	Jun	Jul	Aug	Sep	Oct	Nov	Dec	Thru Feb	% Change	Total
<b>Administrative Law</b>	2025	3	3	-	-	-	-	-	-	-	-	-	-	6	-14%	6
	2024	5	2	12	-	1	2	3	6	3	3	2	2	7	▼	41
<b>Aggravated Murder</b>	2025	-	-	-	-	-	-	-	-	-	-	-	-	0	-100%	0
	2024	1	-	-	-	-	-	-	-	-	-	-	-	1	▼	1
<b>Contested Divorce</b>	2025	92	53	-	-	-	-	-	-	-	-	-	-	145	-5%	145
	2024	80	72	105	86	99	81	74	88	107	79	68	59	152	▼	998
<b>Domestic and Family - Level 1</b>	2025	32	12	-	-	-	-	-	-	-	-	-	-	44	-55%	44
	2024	52	46	33	17	24	44	33	31	38	31	50	19	98	▼	418
<b>Domestic and Family - Level 2</b>	2025	18	6	-	-	-	-	-	-	-	-	-	-	24	-55%	24
	2024	38	15	54	14	14	20	23	9	13	21	10	24	53	▼	255
<b>Felonies and Related Matters</b>	2025	198	176	-	-	-	-	-	-	-	-	-	-	374	-29%	374
	2024	285	243	266	207	234	265	282	206	258	219	257	217	528	▼	2,939
<b>General Civil - Level 1</b>	2025	7	2	-	-	-	-	-	-	-	-	-	-	9	29%	9
	2024	3	4	3	8	2	3	4	7	6	6	-	4	7	▲	50
<b>General Civil - Level 2</b>	2025	52	45	-	-	-	-	-	-	-	-	-	-	97	5%	97
	2024	51	41	63	55	43	65	56	59	43	71	44	48	92	▲	639
<b>General Civil - Level 3</b>	2025	86	27	-	-	-	-	-	-	-	-	-	-	113	-40%	113
	2024	152	37	233	27	47	116	70	82	93	102	38	92	189	▼	1,089
<b>Miscellaneous Civil</b>	2025	644	314	-	-	-	-	-	-	-	-	-	-	958	-31%	958
	2024	902	487	1,298	406	337	810	462	532	541	657	415	625	1,389	▼	7,472
<b>Misdemeanor</b>	2025	75	59	-	-	-	-	-	-	-	-	-	-	134	0%	134
	2024	59	75	90	85	70	92	111	65	70	50	61	89	134	↔	917
<b>Other</b>	2025	209	138	-	-	-	-	-	-	-	-	-	-	347	105%	347
	2024	106	63	58	144	142	113	180	127	140	139	116	125	169	▲	1,453
<b>Other Criminally Related Matters</b>	2025	55	41	-	-	-	-	-	-	-	-	-	-	96	3%	96
	2024	47	46	49	41	45	32	69	52	45	58	34	62	93	▲	580
<b>Probates/Wills &amp; Trusts - Level 1</b>	2025	4	2	-	-	-	-	-	-	-	-	-	-	6	-14%	6
	2024	7	-	2	1	3	3	2	1	3	3	3	4	7	▼	32
<b>Probates/Wills &amp; Trusts - Level 2</b>	2025	23	15	-	-	-	-	-	-	-	-	-	-	38	-12%	38
	2024	34	9	56	13	9	30	20	20	22	22	13	30	43	▼	278
<b>Protective Orders</b>	2025	1	-	-	-	-	-	-	-	-	-	-	-	1	-90%	1
	2024	4	6	7	1	2	2	-	-	3	1	2	2	10	▼	30
<b>Uncontested Divorce</b>	2025	152	164	-	-	-	-	-	-	-	-	-	-	316	-12%	316
	2024	182	179	187	187	211	151	189	191	191	212	146	160	361	▼	2,186

This report reflects the case management system. Numbers will update as reports are refreshed and posted. The case types reported may not necessitate judicial involvement.

# CPSS-CCMS-10.01 CASELOAD STATISTICS OF THE CIRCUIT COURTS

Isle of Wight

January 2024 -- February 2025 Filings


Alexandria and Fairfax Circuit are not Included in State Totals.

## Dashboard

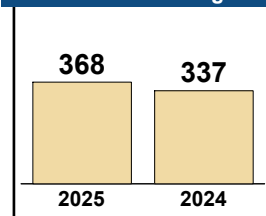
**Court:** Isle of Wight Circuit  
**Start/End Date:** Jan-24 / Feb-25  
**2024 Average Month:** 175  
**Jan-Feb 2024:** 337  
**Filings Trending:** ▲

**Circuit/Court ID:** 5 205093  
**Type of Case:** Filings  
**2025 Average Month:** 184  
**Jan-Feb 2025 :** 368  
**Overall AVG. Month:** 177

## Monthly Filings Summary



## Jan --- Feb Filings



## Filings by Division

Divisions		Jan	Feb	Mar	Apr	May	Jun	Jul	Aug	Sep	Oct	Nov	Dec	Thru Feb	% Change	Total
<b>Total</b>	2025	209	159	-	-	-	-	-	-	-	-	-	-	368	9%	368
	2024	181	156	191	153	178	154	176	150	211	219	172	162	337	▲	2,103
<b>Civil</b>	2025	21	25	-	-	-	-	-	-	-	-	-	-	46	-12%	46
	2024	19	33	24	16	23	20	13	17	27	17	24	16	52	▼	249
<b>Criminal</b>	2025	51	32	-	-	-	-	-	-	-	-	-	-	83	-12%	83
	2024	56	38	35	51	80	56	53	18	61	85	74	48	94	▼	655
<b>Concealed Handgun Permits</b>	2025	112	83	-	-	-	-	-	-	-	-	-	-	195	27%	195
	2024	90	63	101	64	50	53	77	81	97	89	53	70	153	▲	888
<b>Miscellaneous/ Other</b>	2025	25	17	-	-	-	-	-	-	-	-	-	-	42	11%	42
	2024	16	22	30	22	24	24	32	33	26	28	21	28	38	▲	306
<b>Civil</b>	2025	-	2	-	-	-	-	-	-	-	-	-	-	2	2	2
	2024	-	-	1	-	1	1	1	1	-	-	-	-	0	↔	5

## Filings by Case Category

Case Categories		Jan	Feb	Mar	Apr	May	Jun	Jul	Aug	Sep	Oct	Nov	Dec	Thru Feb	% Change	Total
<b>Administrative Law</b>	2025	-	-	-	-	-	-	-	-	-	-	-	-	0	0	0
	2024	-	-	-	-	-	-	-	-	1	-	-	-	0	↔	1
<b>Contested Divorce</b>	2025	4	5	-	-	-	-	-	-	-	-	-	-	9	29%	9
	2024	2	5	3	4	5	4	2	3	6	2	2	3	7	▲	41
<b>Domestic and Family - Level 1</b>	2025	2	2	-	-	-	-	-	-	-	-	-	-	4	-56%	4
	2024	4	5	3	-	7	2	1	2	3	1	4	2	9	▼	34
<b>Domestic and Family - Level 2</b>	2025	-	3	-	-	-	-	-	-	-	-	-	-	3	-40%	3
	2024	1	4	2	-	1	2	-	3	4	-	-	4	5	▼	21
<b>Felonies and Related Matters</b>	2025	32	24	-	-	-	-	-	-	-	-	-	-	56	8%	56
	2024	36	16	22	32	55	29	33	7	42	38	66	25	52	▲	401
<b>General Civil - Level 1</b>	2025	-	-	-	-	-	-	-	-	-	-	-	-	0	0	0
	2024	-	-	2	-	-	-	-	-	-	-	-	-	0	↔	2
<b>General Civil - Level 2</b>	2025	5	8	-	-	-	-	-	-	-	-	-	-	13	0%	13
	2024	7	6	9	3	3	6	2	4	7	3	5	3	13	↔	58
<b>General Civil - Level 3</b>	2025	6	2	-	-	-	-	-	-	-	-	-	-	8	14%	8
	2024	3	4	1	1	2	4	2	1	3	3	5	3	7	▲	32
<b>Miscellaneous Civil</b>	2025	133	100	-	-	-	-	-	-	-	-	-	-	233	28%	233
	2024	102	80	118	81	61	71	92	98	109	103	72	93	182	▲	1,080
<b>Misdemeanor</b>	2025	13	4	-	-	-	-	-	-	-	-	-	-	17	-45%	17
	2024	14	17	9	13	12	16	11	8	12	32	6	16	31	▼	166
<b>Other</b>	2025	-	2	-	-	-	-	-	-	-	-	-	-	2	-60%	2
	2024	2	3	10	4	11	5	14	15	11	13	2	-	5	▼	90
<b>Other Criminally Related Matters</b>	2025	6	4	-	-	-	-	-	-	-	-	-	-	10	-9%	10
	2024	6	5	4	6	13	11	9	3	7	15	2	7	11	▼	88
<b>Probates/Wills &amp; Trusts - Level 1</b>	2025	-	1	-	-	-	-	-	-	-	-	-	-	1	1	1
	2024	-	-	-	-	-	-	-	-	-	-	-	-	0	↔	0
<b>Probates/Wills &amp; Trusts - Level 2</b>	2025	-	-	-	-	-	-	-	-	-	-	-	-	0	-100%	0
	2024	2	2	4	2	1	1	-	1	-	2	2	-	4	▼	17
<b>Protective Orders</b>	2025	-	-	-	-	-	-	-	-	-	-	-	-	0	0	0
	2024	-	-	-	-	-	-	-	-	-	1	-	-	0	↔	1
<b>Uncontested Divorce</b>	2025	8	4	-	-	-	-	-	-	-	-	-	-	12	9%	12
	2024	2	9	4	7	7	3	10	5	6	6	6	6	11	▲	71

This report reflects the case management system. Numbers will update as reports are refreshed and posted. The case types reported may not necessitate judicial involvement.



Dashboard		Monthly Filings Summary		Jan --- Feb Filings	
<b>Court:</b> Southampton Circuit	<b>Circuit/Court ID:</b> 5 205175				
<b>Start/End Date:</b> Jan-24 / Feb-25	<b>Type of Case:</b> Filings				
<b>2024 Average Month:</b> 171	<b>2025 Average Month:</b> 185				
<b>Jan-Feb 2024:</b> 379	<b>Jan-Feb 2025 :</b> 370				
<b>Filings Trending:</b> ↔	<b>Overall AVG. Month:</b> 173				

Filings by Division																
Divisions		Jan	Feb	Mar	Apr	May	Jun	Jul	Aug	Sep	Oct	Nov	Dec	Thru Feb	% Change	Total
<b>Total</b>	2025	184	186	-	-	-	-	-	-	-	-	-	-	370	-2%	370
	2024	181	198	136	205	182	151	169	144	130	206	203	144	379	▼	2,049
<b>Civil</b>	2025	14	16	-	-	-	-	-	-	-	-	-	-	30	-23%	30
	2024	15	24	19	14	18	16	14	8	20	11	18	10	39	▼	187
<b>Criminal</b>	2025	74	69	-	-	-	-	-	-	-	-	-	-	143	-18%	143
	2024	83	91	63	110	83	72	74	66	52	93	117	62	174	▼	966
<b>Concealed Handgun Permits</b>	2025	59	62	-	-	-	-	-	-	-	-	-	-	121	22%	121
	2024	42	57	33	36	37	34	38	33	33	67	38	39	99	▲	487
<b>Miscellaneous/ Other</b>	2025	37	39	-	-	-	-	-	-	-	-	-	-	76	13%	76
	2024	41	26	21	45	43	29	43	37	25	35	30	33	67	▲	408
<b>Civil</b>	2025	-	-	-	-	-	-	-	-	-	-	-	-	0	0	0
	2024	-	-	-	-	1	-	-	-	-	-	-	-	0	↔	1

Filings by Case Category																
Case Categories		Jan	Feb	Mar	Apr	May	Jun	Jul	Aug	Sep	Oct	Nov	Dec	Thru Feb	% Change	Total
<b>Contested Divorce</b>	2025	-	-	-	-	-	-	-	-	-	-	-	-	0	-100%	0
	2024	1	1	1	-	1	4	3	-	-	3	1	1	2	▼	16
<b>Domestic and Family - Level 1</b>	2025	3	1	-	-	-	-	-	-	-	-	-	-	4	300%	4
	2024	-	1	-	1	1	1	-	1	2	1	5	1	1	▲	14
<b>Domestic and Family - Level 2</b>	2025	-	-	-	-	-	-	-	-	-	-	-	-	0	0	0
	2024	-	-	1	2	-	1	-	1	-	-	1	-	0	↔	6
<b>Felonies and Related Matters</b>	2025	55	33	-	-	-	-	-	-	-	-	-	-	88	-19%	88
	2024	65	44	33	55	52	37	48	29	26	60	82	44	109	▼	575
<b>General Civil - Level 2</b>	2025	5	1	-	-	-	-	-	-	-	-	-	-	6	-14%	6
	2024	3	4	3	3	3	5	2	1	3	2	4	3	7	▼	36
<b>General Civil - Level 3</b>	2025	2	7	-	-	-	-	-	-	-	-	-	-	9	-53%	9
	2024	7	12	4	4	5	1	3	3	5	2	2	2	19	▼	50
<b>Miscellaneous Civil</b>	2025	73	80	-	-	-	-	-	-	-	-	-	-	153	23%	153
	2024	56	68	47	52	49	39	54	46	45	81	44	53	124	▲	634
<b>Misdemeanor</b>	2025	18	20	-	-	-	-	-	-	-	-	-	-	38	3%	38
	2024	13	24	12	34	15	16	14	31	19	19	23	12	37	▲	232
<b>Other</b>	2025	24	21	-	-	-	-	-	-	-	-	-	-	45	5%	45
	2024	28	15	7	29	30	24	28	24	16	21	24	19	43	▲	265
<b>Other Criminally Related Matters</b>	2025	1	16	-	-	-	-	-	-	-	-	-	-	17	-39%	17
	2024	5	23	18	21	16	19	12	6	7	14	12	6	28	▼	159
<b>Probates/Wills &amp; Trusts - Level 1</b>	2025	-	-	-	-	-	-	-	-	-	-	-	-	0	0	0
	2024	-	-	1	-	-	-	-	-	-	-	-	-	0	↔	1
<b>Probates/Wills &amp; Trusts - Level 2</b>	2025	1	-	-	-	-	-	-	-	-	-	-	-	1	1	1
	2024	-	-	-	-	3	-	-	-	-	1	-	1	0	↔	5
<b>Uncontested Divorce</b>	2025	2	7	-	-	-	-	-	-	-	-	-	-	9	0%	9
	2024	3	6	9	4	7	4	5	2	7	2	5	2	9	↔	56

This report reflects the case management system. Numbers will update as reports are refreshed and posted. The case types reported may not necessitate judicial involvement.

CPSS-CCMS-10.01 CASELOAD STATISTICS OF THE CIRCUIT COURTS

January 2024 -- February 2025 Filings

Alexandria and Fairfax Circuit are not Included in State Totals.

Dashboard	Monthly Filings Summary	Jan --- Feb Filings
<p><b>Court:</b> Suffolk Circuit  <b>Start/End Date:</b> Jan-24 / Feb-25  <b>2024 Average Month:</b> 571  <b>Jan-Feb 2024:</b> 1,283  <b>Filings Trending:</b> ▲</p> <p><b>Circuit/Court ID:</b> 5 205800  <b>Type of Case:</b> Filings  <b>2025 Average Month:</b>885  <b>Jan-Feb 2025 :</b> 1,769  <b>Overall AVG. Month:</b> 616</p>	<p>Jan 24 - Feb 25</p>	<p>2025: 1,769 2024: 1,283</p>

Filings by Division																
Divisions		Jan	Feb	Mar	Apr	May	Jun	Jul	Aug	Sep	Oct	Nov	Dec	Thru Feb	% Change	Total
<b>Total</b>	2025	1,222	547	-	-	-	-	-	-	-	-	-	-	1,769	38%	1,769
	2024	675	608	590	516	555	526	562	597	398	632	756	442	1,283	▲	6,857
<b>Civil</b>	2025	80	62	-	-	-	-	-	-	-	-	-	-	142	-5%	142
	2024	64	86	71	74	92	76	67	80	52	80	57	31	150	▼	830
<b>Criminal</b>	2025	803	187	-	-	-	-	-	-	-	-	-	-	990	74%	990
	2024	317	252	243	203	231	231	201	278	97	235	449	161	569	▲	2,898
<b>Concealed Handgun Permits</b>	2025	240	182	-	-	-	-	-	-	-	-	-	-	422	21%	422
	2024	175	174	155	129	132	136	150	142	134	192	163	152	349	▲	1,834
<b>Miscellaneous/ Other</b>	2025	92	115	-	-	-	-	-	-	-	-	-	-	207	-2%	207
	2024	118	93	120	108	98	82	141	96	113	124	87	97	211	▼	1,277
<b>Civil</b>	2025	7	1	-	-	-	-	-	-	-	-	-	-	8	100%	8
	2024	1	3	1	2	2	1	3	1	2	1	-	1	4	▲	18

Filings by Case Category																
Case Categories		Jan	Feb	Mar	Apr	May	Jun	Jul	Aug	Sep	Oct	Nov	Dec	Thru Feb	% Change	Total
<b>Administrative Law</b>	2025	-	1	-	-	-	-	-	-	-	-	-	-	1	1	1
	2024	-	-	-	-	-	-	-	-	-	2	1	-	0	↔	3
<b>Contested Divorce</b>	2025	10	6	-	-	-	-	-	-	-	-	-	-	16	7%	16
	2024	6	9	10	13	14	11	5	5	4	7	7	2	15	▲	93
<b>Domestic and Family - Level 1</b>	2025	10	5	-	-	-	-	-	-	-	-	-	-	15	-17%	15
	2024	8	10	3	2	15	7	9	5	6	15	6	5	18	▼	91
<b>Domestic and Family - Level 2</b>	2025	7	9	-	-	-	-	-	-	-	-	-	-	16	7%	16
	2024	4	11	9	3	6	15	11	10	8	8	5	4	15	▲	94
<b>Felonies and Related Matters</b>	2025	602	121	-	-	-	-	-	-	-	-	-	-	723	104%	723
	2024	216	139	144	131	131	113	136	179	62	154	378	102	355	▲	1,885
<b>General Civil - Level 1</b>	2025	1	-	-	-	-	-	-	-	-	-	-	-	1	1	1
	2024	-	-	1	-	-	1	-	-	-	-	-	2	0	↔	4
<b>General Civil - Level 2</b>	2025	16	10	-	-	-	-	-	-	-	-	-	-	26	4%	26
	2024	10	15	23	15	21	13	19	15	10	17	14	7	25	▲	179
<b>General Civil - Level 3</b>	2025	12	14	-	-	-	-	-	-	-	-	-	-	26	4%	26
	2024	17	8	4	9	13	4	5	10	8	12	8	2	25	▲	100
<b>Miscellaneous Civil</b>	2025	276	229	-	-	-	-	-	-	-	-	-	-	505	18%	505
	2024	208	221	204	172	183	158	205	188	176	241	194	188	429	▲	2,338
<b>Misdemeanor</b>	2025	186	50	-	-	-	-	-	-	-	-	-	-	236	38%	236
	2024	81	90	77	53	79	89	58	80	28	67	53	53	171	▲	808
<b>Other</b>	2025	60	69	-	-	-	-	-	-	-	-	-	-	129	-4%	129
	2024	85	50	73	67	47	64	87	52	70	72	53	63	135	▼	783
<b>Other Criminally Related Matters</b>	2025	17	16	-	-	-	-	-	-	-	-	-	-	33	-25%	33
	2024	21	23	22	19	21	29	7	19	7	15	18	6	44	▼	207
<b>Probates/Wills &amp; Trusts - Level 1</b>	2025	1	-	-	-	-	-	-	-	-	-	-	-	1	-50%	1
	2024	1	1	-	-	1	-	-	3	-	1	2	-	2	▼	9
<b>Probates/Wills &amp; Trusts - Level 2</b>	2025	4	2	-	-	-	-	-	-	-	-	-	-	6	-50%	6
	2024	2	10	1	7	2	2	2	4	3	3	1	6	12	▼	43
<b>Uncontested Divorce</b>	2025	20	15	-	-	-	-	-	-	-	-	-	-	35	-5%	35
	2024	16	21	19	25	22	20	18	27	16	18	14	4	37	▼	220

This report reflects the case management system. Numbers will update as reports are refreshed and posted. The case types reported may not necessitate judicial involvement.

Dashboard	Monthly Filings Summary	Jan --- Feb Filings
<p><b>Court:</b> Brunswick Circuit  <b>Start/End Date:</b> Jan-24 / Feb-25  <b>2024 Average Month:</b> 118  <b>Jan-Feb 2024:</b> 207  <b>Filings Trending:</b> ▲</p>	<p><b>Circuit/Court ID:</b> 6 206025  <b>Type of Case:</b> Filings  <b>2025 Average Month:</b> 113  <b>Jan-Feb 2025 :</b> 226  <b>Overall AVG. Month:</b> 117</p> <p style="text-align: center;">Jan 24 - Feb 25</p>	<p style="text-align: center;"><b>226</b>      <b>207</b></p> <p style="text-align: center;">2025      2024</p>

Filings by Division																
Divisions		Jan	Feb	Mar	Apr	May	Jun	Jul	Aug	Sep	Oct	Nov	Dec	Thru Feb	% Change	Total
<b>Total</b>	2025	119	107	-	-	-	-	-	-	-	-	-	-	226	9%	226
	2024	91	116	87	170	126	118	107	171	115	140	72	102	207	▲	1,415
<b>Civil</b>	2025	4	2	-	-	-	-	-	-	-	-	-	-	6	-40%	6
	2024	3	7	1	11	12	1	8	8	7	11	7	4	10	▼	80
<b>Criminal</b>	2025	53	69	-	-	-	-	-	-	-	-	-	-	122	24%	122
	2024	41	57	24	110	66	78	46	106	67	89	36	63	98	▲	783
<b>Concealed Handgun Permits</b>	2025	33	24	-	-	-	-	-	-	-	-	-	-	57	-19%	57
	2024	37	33	45	36	24	22	32	34	16	27	20	20	70	▼	346
<b>Miscellaneous/ Other</b>	2025	29	12	-	-	-	-	-	-	-	-	-	-	41	41%	41
	2024	10	19	17	13	24	17	21	23	25	13	8	15	29	▲	205
<b>Civil</b>	2025	-	-	-	-	-	-	-	-	-	-	-	-	0	0	0
	2024	-	-	-	-	-	-	-	-	-	-	1	-	0	↔	1

Filings by Case Category																
Case Categories		Jan	Feb	Mar	Apr	May	Jun	Jul	Aug	Sep	Oct	Nov	Dec	Thru Feb	% Change	Total
<b>Administrative Law</b>	2025	-	-	-	-	-	-	-	-	-	-	-	-	0	0	0
	2024	-	-	1	-	-	-	-	-	-	-	-	-	0	↔	1
<b>Contested Divorce</b>	2025	1	-	-	-	-	-	-	-	-	-	-	-	1	0%	1
	2024	-	1	-	3	2	-	-	-	-	-	2	-	1	↔	8
<b>Domestic and Family - Level 1</b>	2025	-	-	-	-	-	-	-	-	-	-	-	-	0	0	0
	2024	-	-	1	-	-	-	4	1	-	2	1	-	0	↔	9
<b>Domestic and Family - Level 2</b>	2025	-	-	-	-	-	-	-	-	-	-	-	-	0	0	0
	2024	-	-	-	-	-	-	-	1	1	-	-	-	0	↔	2
<b>Felonies and Related Matters</b>	2025	13	37	-	-	-	-	-	-	-	-	-	-	50	11%	50
	2024	14	31	17	63	42	38	14	68	32	39	7	35	45	▲	400
<b>General Civil - Level 1</b>	2025	-	-	-	-	-	-	-	-	-	-	-	-	0	0	0
	2024	-	-	1	-	1	-	-	-	-	-	-	-	0	↔	2
<b>General Civil - Level 2</b>	2025	1	3	-	-	-	-	-	-	-	-	-	-	4	300%	4
	2024	-	1	-	3	4	-	2	-	4	4	4	3	1	▲	25
<b>General Civil - Level 3</b>	2025	-	1	-	-	-	-	-	-	-	-	-	-	1	1	1
	2024	-	-	-	3	2	-	2	1	-	3	1	1	0	↔	13
<b>Miscellaneous Civil</b>	2025	40	29	-	-	-	-	-	-	-	-	-	-	69	-20%	69
	2024	46	40	51	41	26	30	40	42	26	29	25	23	86	▼	419
<b>Misdemeanor</b>	2025	18	18	-	-	-	-	-	-	-	-	-	-	36	-23%	36
	2024	24	23	5	32	14	21	15	29	23	24	18	10	47	▼	238
<b>Other</b>	2025	22	5	-	-	-	-	-	-	-	-	-	-	27	125%	27
	2024	1	11	9	8	20	9	13	15	16	11	2	10	12	▲	125
<b>Other Criminally Related Matters</b>	2025	22	14	-	-	-	-	-	-	-	-	-	-	36	500%	36
	2024	3	3	2	16	10	19	17	9	12	26	11	18	6	▲	146
<b>Probates/Wills &amp; Trusts - Level 1</b>	2025	-	-	-	-	-	-	-	-	-	-	-	-	0	0	0
	2024	-	-	-	-	1	-	-	-	-	-	-	-	0	↔	1
<b>Probates/Wills &amp; Trusts - Level 2</b>	2025	1	-	-	-	-	-	-	-	-	-	-	-	1	0%	1
	2024	-	1	-	-	2	-	-	-	-	-	-	-	1	↔	3
<b>Protective Orders</b>	2025	-	-	-	-	-	-	-	-	-	-	-	-	0	-100%	0
	2024	-	1	-	-	-	-	-	-	-	-	-	-	1	▼	1
<b>Uncontested Divorce</b>	2025	1	-	-	-	-	-	-	-	-	-	-	-	1	-86%	1
	2024	3	4	-	1	2	1	-	5	1	2	1	2	7	▼	22

This report reflects the case management system. Numbers will update as reports are refreshed and posted. The case types reported may not necessitate judicial involvement.

Dashboard		Monthly Filings Summary		Jan --- Feb Filings	
<b>Court:</b> Greenville Circuit	<b>Circuit/Court ID:</b> 6 206081				
<b>Start/End Date:</b> Jan-24 / Feb-25	<b>Type of Case:</b> Filings				
<b>2024 Average Month:</b> 110	<b>2025 Average Month:</b> 107				
<b>Jan-Feb 2024:</b> 275	<b>Jan-Feb 2025 :</b> 213				
<b>Filings Trending:</b> ▼	<b>Overall AVG. Month:</b> 110				

Filings by Division																
Divisions		Jan	Feb	Mar	Apr	May	Jun	Jul	Aug	Sep	Oct	Nov	Dec	Thru Feb	% Change	Total
<b>Total</b>	2025	101	112	-	-	-	-	-	-	-	-	-	-	213	-23%	213
	2024	148	127	127	100	114	86	100	101	101	149	84	85	275	▼	1,322
<b>Civil</b>	2025	8	5	-	-	-	-	-	-	-	-	-	-	13	-35%	13
	2024	10	10	11	7	9	8	14	10	13	14	12	11	20	▼	129
<b>Criminal</b>	2025	54	69	-	-	-	-	-	-	-	-	-	-	123	-26%	123
	2024	98	69	62	47	48	58	60	53	47	74	41	55	167	▼	712
<b>Concealed Handgun Permits</b>	2025	24	17	-	-	-	-	-	-	-	-	-	-	41	-15%	41
	2024	27	21	22	26	19	9	13	18	22	35	13	7	48	▼	232
<b>Miscellaneous/ Other</b>	2025	15	21	-	-	-	-	-	-	-	-	-	-	36	-10%	36
	2024	13	27	32	20	37	11	13	20	19	26	18	12	40	▼	248
<b>Civil</b>	2025	-	-	-	-	-	-	-	-	-	-	-	-	0	0	0
	2024	-	-	-	-	1	-	-	-	-	-	-	-	0	↔	1

Filings by Case Category																
Case Categories		Jan	Feb	Mar	Apr	May	Jun	Jul	Aug	Sep	Oct	Nov	Dec	Thru Feb	% Change	Total
<b>Administrative Law</b>	2025	-	-	-	-	-	-	-	-	-	-	-	-	0	0	0
	2024	-	-	-	-	-	-	1	1	-	-	-	-	0	↔	2
<b>Contested Divorce</b>	2025	-	-	-	-	-	-	-	-	-	-	-	-	0	-100%	0
	2024	1	-	-	1	1	-	-	1	-	1	-	2	1	▼	7
<b>Domestic and Family - Level 1</b>	2025	1	-	-	-	-	-	-	-	-	-	-	-	1	1	1
	2024	-	-	1	2	-	1	3	-	1	-	4	-	0	↔	12
<b>Domestic and Family - Level 2</b>	2025	-	-	-	-	-	-	-	-	-	-	-	-	0	-100%	0
	2024	-	1	1	-	-	1	-	-	-	-	-	1	1	▼	4
<b>Felonies and Related Matters</b>	2025	26	47	-	-	-	-	-	-	-	-	-	-	73	-28%	73
	2024	70	32	29	26	22	48	33	30	25	48	25	37	102	▼	425
<b>General Civil - Level 1</b>	2025	-	-	-	-	-	-	-	-	-	-	-	-	0	0	0
	2024	-	-	-	-	-	-	-	1	-	-	-	-	0	↔	1
<b>General Civil - Level 2</b>	2025	2	2	-	-	-	-	-	-	-	-	-	-	4	-64%	4
	2024	7	4	2	2	4	4	2	2	3	4	5	-	11	▼	39
<b>General Civil - Level 3</b>	2025	3	2	-	-	-	-	-	-	-	-	-	-	5	67%	5
	2024	1	2	2	-	3	2	2	4	6	5	4	6	3	▲	37
<b>Miscellaneous Civil</b>	2025	30	23	-	-	-	-	-	-	-	-	-	-	53	-5%	53
	2024	29	27	31	34	28	14	17	23	28	39	17	11	56	▼	298
<b>Misdemeanor</b>	2025	10	17	-	-	-	-	-	-	-	-	-	-	27	-46%	27
	2024	23	27	28	15	13	10	13	8	21	21	15	12	50	▼	206
<b>Other</b>	2025	9	16	-	-	-	-	-	-	-	-	-	-	25	-11%	25
	2024	8	20	22	12	27	6	10	15	14	22	13	9	28	▼	178
<b>Other Criminally Related Matters</b>	2025	18	5	-	-	-	-	-	-	-	-	-	-	23	35%	23
	2024	7	10	5	6	13	-	15	15	1	7	1	6	17	▲	86
<b>Probates/Wills &amp; Trusts - Level 2</b>	2025	2	-	-	-	-	-	-	-	-	-	-	-	2	100%	2
	2024	1	-	1	-	-	-	-	-	-	-	-	-	1	▲	2
<b>Uncontested Divorce</b>	2025	-	-	-	-	-	-	-	-	-	-	-	-	0	-100%	0
	2024	1	4	5	2	3	-	4	1	2	2	-	1	5	▼	25

This report reflects the case management system. Numbers will update as reports are refreshed and posted. The case types reported may not necessitate judicial involvement.

# CPSS-CCMS-10.01 CASELOAD STATISTICS OF THE CIRCUIT COURTS

Prince George

January 2024 -- February 2025 Filings

Alexandria and Fairfax Circuit are not Included in State Totals.

Dashboard		Monthly Filings Summary		Jan --- Feb Filings	
<b>Court:</b> Prince George Circuit	<b>Circuit/Court ID:</b> 6 206149				
<b>Start/End Date:</b> Jan-24 / Feb-25	<b>Type of Case:</b> Filings				
<b>2024 Average Month:</b> 187	<b>2025 Average Month:</b> 190				
<b>Jan-Feb 2024:</b> 349	<b>Jan-Feb 2025 :</b> 380				
<b>Filings Trending:</b> ▲	<b>Overall AVG. Month:</b> 187				

Filings by Division																
Divisions		Jan	Feb	Mar	Apr	May	Jun	Jul	Aug	Sep	Oct	Nov	Dec	Thru Feb	% Change	Total
<b>Total</b>	2025	205	175	-	-	-	-	-	-	-	-	-	-	380	9%	380
	2024	165	184	256	170	214	165	214	172	152	181	205	160	349	▲	2,238
<b>Civil</b>	2025	20	21	-	-	-	-	-	-	-	-	-	-	41	3%	41
	2024	16	24	30	32	23	24	24	32	27	29	20	13	40	▲	294
<b>Criminal</b>	2025	79	77	-	-	-	-	-	-	-	-	-	-	156	15%	156
	2024	53	83	140	44	120	74	117	72	68	81	107	53	136	▲	1,012
<b>Concealed Handgun Permits</b>	2025	100	67	-	-	-	-	-	-	-	-	-	-	167	23%	167
	2024	79	57	71	74	56	59	51	53	46	54	66	75	136	▲	741
<b>Miscellaneous/ Other</b>	2025	6	9	-	-	-	-	-	-	-	-	-	-	15	-35%	15
	2024	8	15	15	19	15	6	22	15	10	16	12	19	23	▼	172
<b>Civil</b>	2025	-	1	-	-	-	-	-	-	-	-	-	-	1	-93%	1
	2024	9	5	-	1	-	2	-	-	1	1	-	-	14	▼	19

Filings by Case Category																
Case Categories		Jan	Feb	Mar	Apr	May	Jun	Jul	Aug	Sep	Oct	Nov	Dec	Thru Feb	% Change	Total
<b>Administrative Law</b>	2025	-	-	-	-	-	-	-	-	-	-	-	-	0	0	0
	2024	-	-	-	-	-	-	-	-	-	1	-	-	0	↔	1
<b>Aggravated Murder</b>	2025	-	-	-	-	-	-	-	-	-	-	-	-	0	0	0
	2024	-	-	-	-	-	-	-	-	-	2	-	-	0	↔	2
<b>Contested Divorce</b>	2025	3	6	-	-	-	-	-	-	-	-	-	-	9	29%	9
	2024	3	4	4	3	4	3	3	5	5	-	3	1	7	▲	38
<b>Domestic and Family - Level 1</b>	2025	5	1	-	-	-	-	-	-	-	-	-	-	6	50%	6
	2024	1	3	5	4	-	7	6	7	-	4	3	3	4	▲	43
<b>Domestic and Family - Level 2</b>	2025	1	-	-	-	-	-	-	-	-	-	-	-	1	0%	1
	2024	1	-	1	-	-	1	3	1	-	2	2	-	1	↔	11
<b>Felonies and Related Matters</b>	2025	49	50	-	-	-	-	-	-	-	-	-	-	99	41%	99
	2024	32	38	74	32	83	47	83	43	50	44	87	33	70	▲	646
<b>General Civil - Level 1</b>	2025	-	-	-	-	-	-	-	-	-	-	-	-	0	-100%	0
	2024	-	1	-	-	-	-	-	1	1	-	1	-	1	▼	4
<b>General Civil - Level 2</b>	2025	6	4	-	-	-	-	-	-	-	-	-	-	10	25%	10
	2024	2	6	6	6	10	5	1	7	5	8	4	2	8	▲	62
<b>General Civil - Level 3</b>	2025	1	1	-	-	-	-	-	-	-	-	-	-	2	-60%	2
	2024	4	1	1	4	2	3	2	7	8	8	2	2	5	▼	44
<b>Miscellaneous Civil</b>	2025	106	75	-	-	-	-	-	-	-	-	-	-	181	16%	181
	2024	86	70	85	92	71	64	73	66	55	69	77	93	156	▲	901
<b>Misdemeanor</b>	2025	28	21	-	-	-	-	-	-	-	-	-	-	49	-9%	49
	2024	17	37	61	13	31	27	31	25	13	22	17	11	54	▼	305
<b>Other</b>	2025	-	1	-	-	-	-	-	-	-	-	-	-	1	-93%	1
	2024	9	5	1	1	1	2	1	-	1	1	-	-	14	▼	22
<b>Other Criminally Related Matters</b>	2025	2	6	-	-	-	-	-	-	-	-	-	-	8	-33%	8
	2024	4	8	6	7	6	-	5	4	6	13	3	9	12	▼	71
<b>Probates/Wills &amp; Trusts - Level 1</b>	2025	-	-	-	-	-	-	-	-	-	-	-	-	0	-100%	0
	2024	1	-	2	-	-	1	-	-	-	-	-	-	1	▼	4
<b>Probates/Wills &amp; Trusts - Level 2</b>	2025	1	-	-	-	-	-	-	-	-	-	-	-	1	-67%	1
	2024	-	3	1	1	-	1	1	-	2	2	1	2	3	▼	14
<b>Protective Orders</b>	2025	-	-	-	-	-	-	-	-	-	-	-	-	0	-100%	0
	2024	-	1	-	1	-	-	-	-	-	-	-	-	1	▼	2
<b>Uncontested Divorce</b>	2025	3	10	-	-	-	-	-	-	-	-	-	-	13	8%	13
	2024	5	7	9	6	6	4	5	6	6	5	5	4	12	▲	68

This report reflects the case management system. Numbers will update as reports are refreshed and posted. The case types reported may not necessitate judicial involvement.

Dashboard	Monthly Filings Summary	Jan --- Feb Filings
<p><b>Court:</b> Surry Circuit  <b>Start/End Date:</b> Jan-24 / Feb-25  <b>2024 Average Month:</b> 25  <b>Jan-Feb 2024:</b> 34  <b>Filings Trending:</b> ▲</p> <p><b>Circuit/Court ID:</b> 6 206181  <b>Type of Case:</b> Filings  <b>2025 Average Month:</b>44  <b>Jan-Feb 2025 :</b> 88  <b>Overall AVG. Month:</b> 28</p>	<p style="text-align: center;">Jan 24 - Feb 25</p>	<p style="text-align: center;">88 2025      34 2024</p>

Filings by Division																
Divisions		Jan	Feb	Mar	Apr	May	Jun	Jul	Aug	Sep	Oct	Nov	Dec	Thru Feb	% Change	Total
<b>Total</b>	2025	65	23	-	-	-	-	-	-	-	-	-	-	88	159%	88
	2024	16	18	30	29	24	18	27	25	56	13	23	21	34	▲	300
<b>Civil</b>	2025	-	2	-	-	-	-	-	-	-	-	-	-	2	-33%	2
	2024	1	2	5	4	2	3	1	2	2	2	2	1	3	▼	27
<b>Criminal</b>	2025	24	1	-	-	-	-	-	-	-	-	-	-	25	2,400%	25
	2024	-	1	2	-	2	1	3	2	32	-	3	4	1	▲	50
<b>Concealed Handgun Permits</b>	2025	39	15	-	-	-	-	-	-	-	-	-	-	54	93%	54
	2024	14	14	14	21	15	14	17	15	21	9	14	11	28	▲	179
<b>Miscellaneous/ Other</b>	2025	2	5	-	-	-	-	-	-	-	-	-	-	7	250%	7
	2024	1	1	9	4	5	-	6	6	1	2	4	5	2	▲	44

Filings by Case Category																
Case Categories		Jan	Feb	Mar	Apr	May	Jun	Jul	Aug	Sep	Oct	Nov	Dec	Thru Feb	% Change	Total
<b>Administrative Law</b>	2025	-	-	-	-	-	-	-	-	-	-	-	-	0	0	0
	2024	-	-	-	1	-	-	-	-	-	-	-	-	0	↔	1
<b>Contested Divorce</b>	2025	-	1	-	-	-	-	-	-	-	-	-	-	1	1	1
	2024	-	-	1	-	-	1	-	-	-	1	-	1	0	↔	4
<b>Domestic and Family - Level 1</b>	2025	-	-	-	-	-	-	-	-	-	-	-	-	0	0	0
	2024	-	-	-	-	1	1	-	1	-	-	-	-	0	↔	3
<b>Domestic and Family - Level 2</b>	2025	-	-	-	-	-	-	-	-	-	-	-	-	0	0	0
	2024	-	-	-	2	1	-	-	-	-	1	-	-	0	↔	4
<b>Felonies and Related Matters</b>	2025	12	1	-	-	-	-	-	-	-	-	-	-	13	13	13
	2024	-	-	1	-	2	-	3	2	11	-	2	4	0	↔	25
<b>General Civil - Level 2</b>	2025	-	-	-	-	-	-	-	-	-	-	-	-	0	-100%	0
	2024	-	2	6	2	-	-	-	-	-	-	-	1	2	▼	11
<b>General Civil - Level 3</b>	2025	-	-	-	-	-	-	-	-	1	-	-	-	0	0	0
	2024	-	-	-	-	1	-	-	-	-	-	-	1	0	↔	3
<b>Miscellaneous Civil</b>	2025	41	20	-	-	-	-	-	-	-	-	-	-	61	103%	61
	2024	15	15	19	23	19	14	23	21	22	11	18	15	30	▲	215
<b>Misdemeanor</b>	2025	11	-	-	-	-	-	-	-	-	-	-	-	11	11	11
	2024	-	-	1	-	-	1	-	-	21	-	-	-	0	↔	23
<b>Other</b>	2025	-	-	-	-	-	-	-	-	-	-	-	-	0	0	0
	2024	-	-	-	1	-	-	-	-	-	-	-	-	0	↔	1
<b>Other Criminally Related Matters</b>	2025	1	-	-	-	-	-	-	-	-	-	-	-	1	0%	1
	2024	-	1	-	-	-	-	-	-	-	-	-	1	1	↔	2
<b>Probates/Wills &amp; Trusts - Level 2</b>	2025	-	1	-	-	-	-	-	-	-	-	-	-	1	1	1
	2024	-	-	-	-	-	1	-	-	-	-	-	1	0	↔	2
<b>Uncontested Divorce</b>	2025	-	-	-	-	-	-	-	-	-	-	-	-	0	-100%	0
	2024	1	-	2	-	-	-	1	1	1	-	-	-	1	▼	6

This report reflects the case management system. Numbers will update as reports are refreshed and posted. The case types reported may not necessitate judicial involvement.

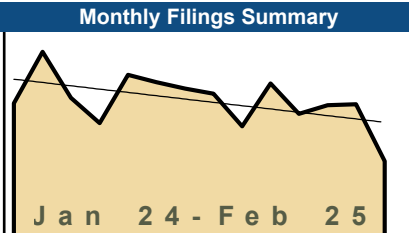
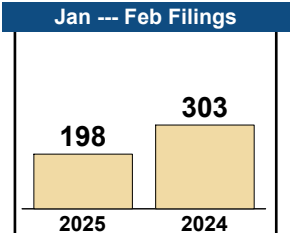


Dashboard		Monthly Filings Summary		Jan --- Feb Filings	
<b>Court:</b> Sussex Circuit	<b>Circuit/Court ID:</b> 6 206183				
<b>Start/End Date:</b> Jan-24 / Feb-25	<b>Type of Case:</b> Filings				
<b>2024 Average Month:</b> 60	<b>2025 Average Month:</b> 47				
<b>Jan-Feb 2024:</b> 98	<b>Jan-Feb 2025 :</b> 93				
<b>Filings Trending:</b> ▼	<b>Overall AVG. Month:</b> 58				

Filings by Division																
Divisions		Jan	Feb	Mar	Apr	May	Jun	Jul	Aug	Sep	Oct	Nov	Dec	Thru Feb	% Change	Total
<b>Total</b>	2025	43	50	-	-	-	-	-	-	-	-	-	-	93	-5%	93
	2024	44	54	59	63	80	74	53	49	58	86	34	63	98	▼	717
<b>Civil</b>	2025	2	7	-	-	-	-	-	-	-	-	-	-	9	80%	9
	2024	4	1	7	5	4	6	13	3	10	6	5	4	5	▲	68
<b>Criminal</b>	2025	12	28	-	-	-	-	-	-	-	-	-	-	40	-20%	40
	2024	21	29	21	29	54	38	24	29	24	56	17	30	50	▼	372
<b>Concealed Handgun Permits</b>	2025	22	9	-	-	-	-	-	-	-	-	-	-	31	-9%	31
	2024	16	18	16	20	17	13	10	11	18	16	10	26	34	▼	191
<b>Miscellaneous/ Other</b>	2025	7	6	-	-	-	-	-	-	-	-	-	-	13	44%	13
	2024	3	6	15	9	5	17	5	6	6	8	2	3	9	▲	85
<b>Civil</b>	2025	-	-	-	-	-	-	-	-	-	-	-	-	0	0	0
	2024	-	-	-	-	-	-	1	-	-	-	-	-	0	↔	1

Filings by Case Category																
Case Categories		Jan	Feb	Mar	Apr	May	Jun	Jul	Aug	Sep	Oct	Nov	Dec	Thru Feb	% Change	Total
<b>Contested Divorce</b>	2025	-	4	-	-	-	-	-	-	-	-	-	-	4	4	4
	2024	-	-	2	2	-	-	-	1	1	-	-	-	1	0	↔
<b>Domestic and Family - Level 1</b>	2025	-	-	-	-	-	-	-	-	-	-	-	-	0	0	0
	2024	-	-	-	-	-	-	-	-	8	-	-	-	0	↔	8
<b>Felonies and Related Matters</b>	2025	7	8	-	-	-	-	-	-	-	-	-	-	15	-52%	15
	2024	18	13	14	14	50	15	23	10	18	16	8	17	31	▼	216
<b>General Civil - Level 1</b>	2025	-	-	-	-	-	-	-	-	-	-	-	-	0	0	0
	2024	-	-	-	-	1	-	-	1	-	-	-	-	0	↔	2
<b>General Civil - Level 2</b>	2025	3	1	-	-	-	-	-	-	-	-	-	-	4	300%	4
	2024	-	1	4	2	2	15	9	-	3	6	2	2	1	▲	46
<b>General Civil - Level 3</b>	2025	-	3	-	-	-	-	-	-	-	-	-	-	3	50%	3
	2024	1	1	3	-	2	5	2	1	-	-	-	1	2	▲	16
<b>Miscellaneous Civil</b>	2025	28	14	-	-	-	-	-	-	-	-	-	-	42	0%	42
	2024	19	23	28	27	19	14	14	16	22	22	12	28	42	↔	244
<b>Misdemeanor</b>	2025	4	10	-	-	-	-	-	-	-	-	-	-	14	40%	14
	2024	3	7	4	5	2	13	1	14	6	26	2	6	10	▲	89
<b>Other</b>	2025	-	-	-	-	-	-	-	-	-	-	-	-	0	0	0
	2024	-	-	-	1	-	1	1	-	-	-	-	-	0	↔	3
<b>Other Criminally Related Matters</b>	2025	1	10	-	-	-	-	-	-	-	-	-	-	11	22%	11
	2024	-	9	3	10	2	10	-	5	-	14	7	7	9	▲	67
<b>Uncontested Divorce</b>	2025	-	-	-	-	-	-	-	-	-	-	-	-	0	-100%	0
	2024	3	-	1	2	2	1	3	1	-	2	3	1	3	▼	19

This report reflects the case management system. Numbers will update as reports are refreshed and posted. The case types reported may not necessitate judicial involvement.

Dashboard		Monthly Filings Summary		Jan --- Feb Filings	
<b>Court:</b> Hopewell Circuit	<b>Circuit/Court ID:</b> 6 206670				
<b>Start/End Date:</b> Jan-24 / Feb-25	<b>Type of Case:</b> Filings				
<b>2024 Average Month:</b> 135	<b>2025 Average Month:</b> 99				
<b>Jan-Feb 2024:</b> 303	<b>Jan-Feb 2025 :</b> 198				
<b>Filings Trending:</b> ▼	<b>Overall AVG. Month:</b> 129				

Filings by Division																
Divisions		Jan	Feb	Mar	Apr	May	Jun	Jul	Aug	Sep	Oct	Nov	Dec	Thru Feb	% Change	Total
<b>Total</b>	2025	126	72	-	-	-	-	-	-	-	-	-	-	198	-35%	198
	2024	127	176	132	108	154	147	141	136	105	146	117	125	303	▼	1,614
<b>Civil</b>	2025	12	11	-	-	-	-	-	-	-	-	-	-	23	-47%	23
	2024	23	20	12	14	24	12	12	8	11	11	10	13	43	▼	170
<b>Criminal</b>	2025	60	31	-	-	-	-	-	-	-	-	-	-	91	-44%	91
	2024	57	105	71	57	84	104	96	78	60	97	74	85	162	▼	968
<b>Concealed Handgun Permits</b>	2025	42	18	-	-	-	-	-	-	-	-	-	-	60	-24%	60
	2024	43	36	37	23	32	16	21	29	22	25	23	21	79	▼	328
<b>Miscellaneous/ Other</b>	2025	12	12	-	-	-	-	-	-	-	-	-	-	24	26%	24
	2024	4	15	12	14	14	14	12	21	12	12	10	6	19	▲	146
<b>Civil</b>	2025	-	-	-	-	-	-	-	-	-	-	-	-	0	0	0
	2024	-	-	-	-	-	1	-	-	-	-	1	-	0	↔	2

Filings by Case Category																
Case Categories		Jan	Feb	Mar	Apr	May	Jun	Jul	Aug	Sep	Oct	Nov	Dec	Thru Feb	% Change	Total
<b>Administrative Law</b>	2025	1	-	-	-	-	-	-	-	-	-	-	-	1	1	1
	2024	-	-	-	-	-	-	-	-	-	-	-	-	0	↔	0
<b>Contested Divorce</b>	2025	-	2	-	-	-	-	-	-	-	-	-	-	2	100%	2
	2024	-	1	1	2	2	4	1	1	-	2	2	1	1	▲	17
<b>Domestic and Family - Level 1</b>	2025	-	2	-	-	-	-	-	-	-	-	-	-	2	-33%	2
	2024	3	-	1	-	11	-	-	-	1	1	2	1	3	▼	20
<b>Domestic and Family - Level 2</b>	2025	1	-	-	-	-	-	-	-	-	-	-	-	1	-50%	1
	2024	-	2	-	2	-	-	-	-	-	-	-	-	2	▼	4
<b>Felonies and Related Matters</b>	2025	38	22	-	-	-	-	-	-	-	-	-	-	60	-39%	60
	2024	36	63	39	34	51	86	54	42	38	61	45	66	99	▼	615
<b>General Civil - Level 1</b>	2025	-	1	-	-	-	-	-	-	-	-	-	-	1	0%	1
	2024	-	1	1	-	-	-	-	-	-	-	-	-	1	↔	2
<b>General Civil - Level 2</b>	2025	7	1	-	-	-	-	-	-	-	-	-	-	8	-20%	8
	2024	5	5	2	3	4	1	5	2	3	2	3	5	10	▼	40
<b>General Civil - Level 3</b>	2025	1	4	-	-	-	-	-	-	-	-	-	-	5	-69%	5
	2024	10	6	2	3	2	2	3	-	5	1	-	1	16	▼	35
<b>Miscellaneous Civil</b>	2025	54	28	-	-	-	-	-	-	-	-	-	-	82	-16%	82
	2024	47	51	48	37	46	30	32	50	34	37	33	27	98	▼	472
<b>Misdemeanor</b>	2025	20	9	-	-	-	-	-	-	-	-	-	-	29	-52%	29
	2024	20	41	22	22	31	18	40	37	22	35	27	17	61	▼	332
<b>Other</b>	2025	-	-	-	-	-	-	-	-	-	-	-	-	0	-100%	0
	2024	1	1	2	-	-	1	-	1	-	1	-	-	2	▼	7
<b>Other Criminally Related Matters</b>	2025	2	-	-	-	-	-	-	-	-	-	-	-	2	-50%	2
	2024	2	2	10	1	2	-	2	-	-	2	2	3	4	▼	26
<b>Probates/Wills &amp; Trusts - Level 2</b>	2025	-	1	-	-	-	-	-	-	-	-	-	-	1	0%	1
	2024	1	-	1	2	1	1	-	-	-	1	1	-	1	↔	8
<b>Protective Orders</b>	2025	-	-	-	-	-	-	-	-	-	-	-	-	0	0	0
	2024	-	-	-	2	-	-	-	1	-	-	-	1	0	↔	4
<b>Uncontested Divorce</b>	2025	2	2	-	-	-	-	-	-	-	-	-	-	4	-20%	4
	2024	2	3	3	-	4	4	4	2	2	3	2	3	5	▼	32

This report reflects the case management system. Numbers will update as reports are refreshed and posted. The case types reported may not necessitate judicial involvement.

Dashboard		Monthly Filings Summary		Jan --- Feb Filings	
<b>Court:</b> Newport News Circuit	<b>Circuit/Court ID:</b> 7 207700				
<b>Start/End Date:</b> Jan-24 / Feb-25	<b>Type of Case:</b> Filings				
<b>2024 Average Month:</b> 929	<b>2025 Average Month:</b> 809				
<b>Jan-Feb 2024:</b> 1,826	<b>Jan-Feb 2025 :</b> 1,618				
<b>Filings Trending:</b> ▼	<b>Overall AVG. Month:</b> 912				

Filings by Division																
Divisions		Jan	Feb	Mar	Apr	May	Jun	Jul	Aug	Sep	Oct	Nov	Dec	Thru Feb	% Change	Total
<b>Total</b>	2025	853	765	-	-	-	-	-	-	-	-	-	-	1,618	-11%	1,618
	2024	963	863	1,103	900	977	745	879	1,024	829	1,046	892	924	1,826	▼	11,145
<b>Civil</b>	2025	105	134	-	-	-	-	-	-	-	-	-	-	239	-12%	239
	2024	165	108	168	122	129	138	177	163	122	138	132	150	273	▼	1,712
<b>Criminal</b>	2025	299	215	-	-	-	-	-	-	-	-	-	-	514	-28%	514
	2024	359	358	414	327	514	312	315	376	357	497	381	404	717	▼	4,614
<b>Concealed Handgun Permits</b>	2025	230	226	-	-	-	-	-	-	-	-	-	-	456	5%	456
	2024	225	210	204	232	212	165	200	186	184	203	147	200	435	▲	2,368
<b>Miscellaneous/ Other</b>	2025	216	186	-	-	-	-	-	-	-	-	-	-	402	1%	402
	2024	210	187	313	217	122	128	187	299	166	207	231	170	397	▲	2,437
<b>Civil</b>	2025	3	4	-	-	-	-	-	-	-	-	-	-	7	75%	7
	2024	4	-	4	2	-	2	-	-	-	1	1	-	4	▲	14

Filings by Case Category																
Case Categories		Jan	Feb	Mar	Apr	May	Jun	Jul	Aug	Sep	Oct	Nov	Dec	Thru Feb	% Change	Total
<b>Administrative Law</b>	2025	-	-	-	-	-	-	-	-	-	-	-	-	0	-100%	0
	2024	2	-	-	1	-	-	1	-	1	-	-	-	2	▼	5
<b>Contested Divorce</b>	2025	13	11	-	-	-	-	-	-	-	-	-	-	24	-11%	24
	2024	13	14	17	12	15	15	9	13	17	15	13	15	27	▼	168
<b>Domestic and Family - Level 1</b>	2025	6	7	-	-	-	-	-	-	-	-	-	-	13	-64%	13
	2024	34	2	20	8	15	20	28	24	12	12	26	20	36	▼	221
<b>Domestic and Family - Level 2</b>	2025	2	6	-	-	-	-	-	-	-	-	-	-	8	-11%	8
	2024	4	5	6	2	5	8	8	11	4	7	5	5	9	▼	70
<b>Felonies and Related Matters</b>	2025	120	73	-	-	-	-	-	-	-	-	-	-	193	-42%	193
	2024	177	157	239	150	215	144	150	142	178	256	191	215	334	▼	2,214
<b>General Civil - Level 1</b>	2025	3	1	-	-	-	-	-	-	-	-	-	-	4	-33%	4
	2024	3	3	4	2	7	4	4	2	1	5	4	3	6	▼	42
<b>General Civil - Level 2</b>	2025	28	59	-	-	-	-	-	-	-	-	-	-	87	12%	87
	2024	46	32	47	33	40	34	63	51	21	43	33	63	78	▲	506
<b>General Civil - Level 3</b>	2025	16	26	-	-	-	-	-	-	-	-	-	-	42	-33%	42
	2024	42	21	44	47	18	29	31	20	23	21	30	15	63	▼	341
<b>Miscellaneous Civil</b>	2025	317	339	-	-	-	-	-	-	-	-	-	-	656	-7%	656
	2024	355	348	433	373	296	218	290	405	258	337	300	315	703	▼	3,928
<b>Misdemeanor</b>	2025	86	92	-	-	-	-	-	-	-	-	-	-	178	-2%	178
	2024	89	92	129	94	133	98	79	135	72	113	115	98	181	▼	1,247
<b>Other</b>	2025	133	58	-	-	-	-	-	-	-	-	-	-	191	74%	191
	2024	66	44	53	49	38	60	92	79	84	59	62	45	110	▲	731
<b>Other Criminally Related Matters</b>	2025	93	50	-	-	-	-	-	-	-	-	-	-	143	-32%	143
	2024	93	118	51	83	166	70	87	104	119	132	82	92	211	▼	1,197
<b>Probates/Wills &amp; Trusts - Level 1</b>	2025	1	-	-	-	-	-	-	-	-	-	-	-	1	-50%	1
	2024	-	2	2	-	-	2	-	-	-	1	-	-	2	▼	7
<b>Probates/Wills &amp; Trusts - Level 2</b>	2025	5	10	-	-	-	-	-	-	-	-	-	-	15	67%	15
	2024	6	3	9	9	10	6	8	5	7	9	3	8	9	▲	83
<b>Protective Orders</b>	2025	1	-	-	-	-	-	-	-	-	-	-	-	1	1	1
	2024	-	-	2	-	-	-	-	-	-	-	1	-	0	↔	3
<b>Uncontested Divorce</b>	2025	29	33	-	-	-	-	-	-	-	-	-	-	62	13%	62
	2024	33	22	47	37	19	37	29	33	32	36	27	30	55	▲	382

This report reflects the case management system. Numbers will update as reports are refreshed and posted. The case types reported may not necessitate judicial involvement.

Dashboard		Monthly Filings Summary		Jan --- Feb Filings		
<b>Court:</b> Hampton Circuit	<b>Circuit/Court ID:</b> 8 208650			<b>1,422</b>	<b>1,431</b>	
<b>Start/End Date:</b> Jan-24 / Feb-25	<b>Type of Case:</b> Filings				2025	2024
<b>2024 Average Month:</b> 729	<b>2025 Average Month:</b> 711					
<b>Jan-Feb 2024:</b> 1,431	<b>Jan-Feb 2025 :</b> 1,422					
<b>Filings Trending:</b> ↔	<b>Overall AVG. Month:</b> 726					
		Jan 24 - Feb 25				

Filings by Division																
Divisions		Jan	Feb	Mar	Apr	May	Jun	Jul	Aug	Sep	Oct	Nov	Dec	Thru Feb	% Change	Total
<b>Total</b>	2025	807	615	-	-	-	-	-	-	-	-	-	-	1,422	-1%	1,422
	2024	714	717	849	763	820	685	743	738	719	807	598	591	1,431	▼	8,744
<b>Civil</b>	2025	137	115	-	-	-	-	-	-	-	-	-	-	252	15%	252
	2024	109	110	117	120	185	139	132	121	177	114	96	102	219	▲	1,522
<b>Criminal</b>	2025	356	249	-	-	-	-	-	-	-	-	-	-	605	2%	605
	2024	291	305	385	341	346	300	337	328	299	401	272	284	596	▲	3,889
<b>Concealed Handgun Permits</b>	2025	195	148	-	-	-	-	-	-	-	-	-	-	343	-11%	343
	2024	202	185	209	175	152	132	156	170	145	182	138	118	387	▼	1,964
<b>Miscellaneous/ Other</b>	2025	119	103	-	-	-	-	-	-	-	-	-	-	222	-3%	222
	2024	112	116	138	127	137	114	117	119	98	110	92	87	228	▼	1,367
<b>Civil</b>	2025	-	-	-	-	-	-	-	-	-	-	-	-	0	-100%	0
	2024	-	1	-	-	-	-	1	-	-	-	-	-	1	▼	2

Filings by Case Category																
Case Categories		Jan	Feb	Mar	Apr	May	Jun	Jul	Aug	Sep	Oct	Nov	Dec	Thru Feb	% Change	Total
<b>Administrative Law</b>	2025	-	1	-	-	-	-	-	-	-	-	-	-	1	1	1
	2024	-	-	-	2	1	-	1	-	1	-	-	-	0	↔	5
<b>Aggravated Murder</b>	2025	-	-	-	-	-	-	-	-	-	-	-	-	0	0	0
	2024	-	-	-	-	-	-	-	2	-	-	-	-	0	↔	2
<b>Contested Divorce</b>	2025	9	13	-	-	-	-	-	-	-	-	-	-	22	-21%	22
	2024	6	22	16	10	8	13	16	11	10	17	5	9	28	▼	143
<b>Domestic and Family - Level 1</b>	2025	17	11	-	-	-	-	-	-	-	-	-	-	28	-30%	28
	2024	22	18	16	13	53	20	20	9	18	11	9	13	40	▼	222
<b>Domestic and Family - Level 2</b>	2025	4	-	-	-	-	-	-	-	-	-	-	-	4	-20%	4
	2024	3	2	2	3	4	2	6	1	2	4	5	-	5	▼	34
<b>Felonies and Related Matters</b>	2025	131	122	-	-	-	-	-	-	-	-	-	-	253	-7%	253
	2024	134	137	134	169	155	122	164	127	142	230	132	102	271	▼	1,748
<b>General Civil - Level 1</b>	2025	-	1	-	-	-	-	-	-	-	-	-	-	1	1	1
	2024	-	-	1	1	2	-	3	1	2	1	1	3	0	↔	15
<b>General Civil - Level 2</b>	2025	46	20	-	-	-	-	-	-	-	-	-	-	66	57%	66
	2024	22	20	25	31	41	38	21	21	16	31	14	27	42	▲	307
<b>General Civil - Level 3</b>	2025	12	18	-	-	-	-	-	-	-	-	-	-	30	25%	30
	2024	15	9	17	13	23	13	15	16	20	14	11	17	24	▲	183
<b>Miscellaneous Civil</b>	2025	266	203	-	-	-	-	-	-	-	-	-	-	469	-3%	469
	2024	253	233	274	232	221	186	226	226	198	237	179	161	486	▼	2,626
<b>Misdemeanor</b>	2025	72	51	-	-	-	-	-	-	-	-	-	-	123	-31%	123
	2024	93	84	158	89	98	76	92	87	79	101	85	89	177	▼	1,131
<b>Other</b>	2025	54	45	-	-	-	-	-	-	-	-	-	-	99	-23%	99
	2024	57	72	68	72	73	59	48	63	50	54	47	45	129	▼	708
<b>Other Criminally Related Matters</b>	2025	166	90	-	-	-	-	-	-	-	-	-	-	256	51%	256
	2024	82	88	102	84	99	116	94	141	146	86	79	101	170	▲	1,218
<b>Probates/Wills &amp; Trusts - Level 1</b>	2025	2	1	-	-	-	-	-	-	-	-	-	-	3	200%	3
	2024	1	-	-	-	1	-	-	2	2	-	2	-	1	▲	8
<b>Probates/Wills &amp; Trusts - Level 2</b>	2025	4	11	-	-	-	-	-	-	-	-	-	-	15	114%	15
	2024	3	4	4	7	9	4	7	6	5	4	10	1	7	▲	64
<b>Protective Orders</b>	2025	-	2	-	-	-	-	-	-	-	-	-	-	2	2	2
	2024	-	-	-	-	-	2	-	-	-	-	-	1	0	↔	3
<b>Uncontested Divorce</b>	2025	24	26	-	-	-	-	-	-	-	-	-	-	50	-2%	50
	2024	23	28	32	37	32	34	30	25	28	17	19	22	51	▼	327

This report reflects the case management system. Numbers will update as reports are refreshed and posted. The case types reported may not necessitate judicial involvement.

Dashboard		Monthly Filings Summary		Jan --- Feb Filings	
<b>Court:</b> Charles City Circuit	<b>Circuit/Court ID:</b> 9 209036			<div style="display: flex; justify-content: space-around;"> <div style="text-align: center;"> <p><b>64</b></p> <p>2025</p> </div> <div style="text-align: center;"> <p><b>66</b></p> <p>2024</p> </div> </div>	
<b>Start/End Date:</b> Jan-24 / Feb-25	<b>Type of Case:</b> Filings				
<b>2024 Average Month:</b> 30	<b>2025 Average Month:</b> 32				
<b>Jan-Feb 2024:</b> 66	<b>Jan-Feb 2025 :</b> 64				
<b>Filings Trending:</b> ▼	<b>Overall AVG. Month:</b> 30				

Filings by Division																
Divisions		Jan	Feb	Mar	Apr	May	Jun	Jul	Aug	Sep	Oct	Nov	Dec	Thru Feb	% Change	Total
<b>Total</b>	2025	41	23	-	-	-	-	-	-	-	-	-	-	64	-3%	64
	2024	37	29	29	31	25	36	25	24	23	33	36	26	66	▼	354
<b>Civil</b>	2025	3	-	-	-	-	-	-	-	-	-	-	-	3	-63%	3
	2024	6	2	5	1	3	1	2	5	1	2	4	3	8	▼	35
<b>Criminal</b>	2025	12	1	-	-	-	-	-	-	-	-	-	-	13	160%	13
	2024	2	3	4	6	9	19	8	3	10	-	6	5	5	▲	75
<b>Concealed Handgun Permits</b>	2025	17	16	-	-	-	-	-	-	-	-	-	-	33	-13%	33
	2024	23	15	12	20	5	11	11	9	8	23	12	15	38	▼	164
<b>Miscellaneous/ Other</b>	2025	9	6	-	-	-	-	-	-	-	-	-	-	15	0%	15
	2024	6	9	8	4	8	5	4	7	4	8	14	3	15	↔	80

Filings by Case Category																
Case Categories		Jan	Feb	Mar	Apr	May	Jun	Jul	Aug	Sep	Oct	Nov	Dec	Thru Feb	% Change	Total
<b>Contested Divorce</b>	2025	1	-	-	-	-	-	-	-	-	-	-	-	1	0%	1
	2024	1	-	-	-	1	-	-	1	-	1	-	1	1	↔	5
<b>Domestic and Family - Level 1</b>	2025	-	-	-	-	-	-	-	-	-	-	-	-	0	0	0
	2024	-	-	-	-	1	-	-	-	-	1	1	-	0	↔	3
<b>Domestic and Family - Level 2</b>	2025	-	-	-	-	-	-	-	-	-	-	-	-	0	0	0
	2024	-	-	-	-	1	-	-	-	-	-	-	-	0	↔	1
<b>Felonies and Related Matters</b>	2025	6	1	-	-	-	-	-	-	-	-	-	-	7	250%	7
	2024	-	2	2	1	5	3	5	2	2	-	4	2	2	▲	28
<b>General Civil - Level 1</b>	2025	-	-	-	-	-	-	-	-	-	-	-	-	0	-100%	0
	2024	1	-	-	-	-	-	-	-	-	-	-	-	1	▼	1
<b>General Civil - Level 2</b>	2025	1	-	-	-	-	-	-	-	-	-	-	-	1	-80%	1
	2024	4	1	-	-	1	-	1	3	1	-	1	-	5	▼	12
<b>General Civil - Level 3</b>	2025	-	-	2	1	-	-	-	1	-	-	-	-	0	0	0
	2024	-	-	-	-	-	-	-	-	-	-	-	1	0	↔	5
<b>Miscellaneous Civil</b>	2025	21	20	-	-	-	-	-	-	-	-	-	-	41	-11%	41
	2024	28	18	16	23	10	13	13	15	12	28	23	16	46	▼	215
<b>Misdemeanor</b>	2025	5	-	-	-	-	-	-	-	-	-	-	-	5	67%	5
	2024	2	1	1	3	2	-	3	1	8	-	2	3	3	▲	26
<b>Other</b>	2025	5	2	-	-	-	-	-	-	-	-	-	-	7	0%	7
	2024	1	6	4	-	2	4	3	-	-	3	3	2	7	↔	28
<b>Other Criminally Related Matters</b>	2025	1	-	-	-	-	-	-	-	-	-	-	-	1	1	1
	2024	-	-	4	2	2	16	-	-	-	-	-	-	0	↔	24
<b>Probates/Wills &amp; Trusts - Level 2</b>	2025	-	-	-	-	-	-	-	-	-	-	-	-	0	-100%	0
	2024	-	1	-	-	-	-	-	-	-	-	-	1	1	▼	2
<b>Uncontested Divorce</b>	2025	1	-	-	-	-	-	-	-	-	-	-	-	1	1	1
	2024	-	-	-	1	-	-	-	1	-	-	-	2	0	↔	4

This report reflects the case management system. Numbers will update as reports are refreshed and posted. The case types reported may not necessitate judicial involvement.

Dashboard		Monthly Filings Summary		Jan --- Feb Filings					
<p><b>Court:</b> Gloucester Circuit  <b>Start/End Date:</b> Jan-24 / Feb-25  <b>2024 Average Month:</b> 228  <b>Jan-Feb 2024:</b> 472  <b>Filings Trending:</b> ▲</p>	<p><b>Circuit/Court ID:</b> 9 209073  <b>Type of Case:</b> Filings  <b>2025 Average Month:</b> 248  <b>Jan-Feb 2025 :</b> 495  <b>Overall AVG. Month:</b> 231</p>			<table border="1" style="margin: auto;"> <tr> <td style="text-align: center; width: 50px;">495</td> <td style="text-align: center; width: 50px;">472</td> </tr> <tr> <td style="text-align: center;">2025</td> <td style="text-align: center;">2024</td> </tr> </table>		495	472	2025	2024
495	472								
2025	2024								

Filings by Division																
Divisions		Jan	Feb	Mar	Apr	May	Jun	Jul	Aug	Sep	Oct	Nov	Dec	Thru Feb	% Change	Total
<b>Total</b>	2025	271	224	-	-	-	-	-	-	-	-	-	-	495	5%	495
	2024	256	216	245	232	236	183	285	188	233	227	240	198	472	▲	2,739
<b>Civil</b>	2025	23	27	-	-	-	-	-	-	-	-	-	-	50	-15%	50
	2024	24	35	32	47	44	24	34	28	44	34	24	21	59	▼	391
<b>Criminal</b>	2025	88	84	-	-	-	-	-	-	-	-	-	-	172	15%	172
	2024	87	63	63	80	72	56	106	61	84	50	93	71	150	▲	886
<b>Concealed Handgun Permits</b>	2025	121	74	-	-	-	-	-	-	-	-	-	-	195	30%	195
	2024	81	69	97	67	65	57	82	61	54	90	78	74	150	▲	875
<b>Miscellaneous/ Other</b>	2025	37	38	-	-	-	-	-	-	-	-	-	-	75	-32%	75
	2024	62	49	52	37	54	43	63	35	48	53	43	31	111	▼	570
<b>Civil</b>	2025	2	1	-	-	-	-	-	-	-	-	-	-	3	50%	3
	2024	2	-	1	1	1	3	-	3	3	-	2	1	2	▲	17

Filings by Case Category																
Case Categories		Jan	Feb	Mar	Apr	May	Jun	Jul	Aug	Sep	Oct	Nov	Dec	Thru Feb	% Change	Total
<b>Administrative Law</b>	2025	-	-	-	-	-	-	-	-	-	-	-	-	0	0	0
	2024	-	-	-	1	-	-	-	-	-	-	-	-	0	↔	1
<b>Contested Divorce</b>	2025	1	3	-	-	-	-	-	-	-	-	-	-	4	-56%	4
	2024	3	6	5	6	5	4	4	1	8	5	1	1	9	▼	49
<b>Domestic and Family - Level 1</b>	2025	-	2	-	-	-	-	-	-	-	-	-	-	2	-33%	2
	2024	2	1	4	10	14	1	4	1	6	6	2	2	3	▼	53
<b>Domestic and Family - Level 2</b>	2025	4	1	-	-	-	-	-	-	-	-	-	-	5	25%	5
	2024	2	2	2	6	4	3	4	3	3	3	5	1	4	▲	38
<b>Felonies and Related Matters</b>	2025	69	54	-	-	-	-	-	-	-	-	-	-	123	24%	123
	2024	57	42	49	40	53	33	79	22	64	42	62	51	99	▲	594
<b>General Civil - Level 1</b>	2025	-	-	-	-	-	-	-	-	-	-	-	-	0	0	0
	2024	-	-	-	-	-	1	1	1	1	1	-	-	0	↔	5
<b>General Civil - Level 2</b>	2025	8	6	-	-	-	-	-	-	-	-	-	-	14	75%	14
	2024	1	7	4	5	7	1	3	5	7	9	4	8	8	▲	61
<b>General Civil - Level 3</b>	2025	5	5	-	-	-	-	-	-	-	-	-	-	10	67%	10
	2024	2	4	4	3	4	3	4	5	5	2	5	5	6	▲	46
<b>Miscellaneous Civil</b>	2025	131	93	-	-	-	-	-	-	-	-	-	-	224	19%	224
	2024	102	86	117	79	80	69	103	77	73	111	97	86	188	▲	1,080
<b>Misdemeanor</b>	2025	15	30	-	-	-	-	-	-	-	-	-	-	45	10%	45
	2024	24	17	12	34	14	20	14	19	18	6	25	13	41	▲	216
<b>Other</b>	2025	27	19	-	-	-	-	-	-	-	-	-	-	46	-38%	46
	2024	43	31	29	26	35	33	41	18	30	28	23	17	74	▼	354
<b>Other Criminally Related Matters</b>	2025	4	1	-	-	-	-	-	-	-	-	-	-	5	-55%	5
	2024	6	5	2	7	5	3	13	21	3	2	7	7	11	▼	81
<b>Probates/Wills &amp; Trusts - Level 1</b>	2025	1	-	-	-	-	-	-	-	-	-	-	-	1	0%	1
	2024	-	1	2	-	-	-	-	-	-	-	-	1	1	↔	5
<b>Probates/Wills &amp; Trusts - Level 2</b>	2025	1	-	-	-	-	-	-	-	-	-	-	-	1	-75%	1
	2024	2	2	2	3	2	-	1	1	1	1	2	-	4	▼	17
<b>Protective Orders</b>	2025	-	-	-	-	-	-	-	-	-	-	-	-	0	-100%	0
	2024	1	-	-	-	-	1	-	1	2	-	-	-	1	▼	5
<b>Uncontested Divorce</b>	2025	5	10	-	-	-	-	-	-	-	-	-	-	15	-35%	15
	2024	11	12	13	12	13	11	14	13	12	11	6	6	23	▼	134

This report reflects the case management system. Numbers will update as reports are refreshed and posted. The case types reported may not necessitate judicial involvement.



# CPSS-CCMS-10.01 CASELOAD STATISTICS OF THE CIRCUIT COURTS

King & Queen

January 2024 -- February 2025 Filings


Alexandria and Fairfax Circuit are not Included in State Totals.

## Dashboard

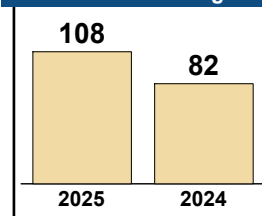
**Court:** King & Queen Circuit  
**Start/End Date:** Jan-24 / Feb-25  
**2024 Average Month:** 40  
**Jan-Feb 2024:** 82  
**Filings Trending:** ▲

**Circuit/Court ID:** 9 209097  
**Type of Case:** Filings  
**2025 Average Month:** 54  
**Jan-Feb 2025 :** 108  
**Overall AVG. Month:** 42

## Monthly Filings Summary



## Jan --- Feb Filings



## Filings by Division

Divisions		Jan	Feb	Mar	Apr	May	Jun	Jul	Aug	Sep	Oct	Nov	Dec	Thru Feb	% Change	Total
<b>Total</b>	2025	45	63	-	-	-	-	-	-	-	-	-	-	108	32%	108
	2024	46	36	34	48	33	39	41	34	27	59	34	48	82	▲	479
<b>Civil</b>	2025	5	5	-	-	-	-	-	-	-	-	-	-	10	11%	10
	2024	3	6	4	5	3	8	11	8	3	3	7	2	9	▲	63
<b>Criminal</b>	2025	11	10	-	-	-	-	-	-	-	-	-	-	21	5%	21
	2024	8	12	5	18	7	19	11	12	13	18	5	23	20	▲	151
<b>Concealed Handgun Permits</b>	2025	23	22	-	-	-	-	-	-	-	-	-	-	45	32%	45
	2024	20	14	17	14	16	6	9	9	9	26	17	18	34	▲	175
<b>Miscellaneous/ Other</b>	2025	6	19	-	-	-	-	-	-	-	-	-	-	25	47%	25
	2024	13	4	3	7	7	5	9	4	1	12	5	5	17	▲	75
<b>Civil</b>	2025	-	7	-	-	-	-	-	-	-	-	-	-	7	250%	7
	2024	2	-	5	4	-	1	1	1	1	-	-	-	2	▲	15

## Filings by Case Category

Case Categories		Jan	Feb	Mar	Apr	May	Jun	Jul	Aug	Sep	Oct	Nov	Dec	Thru Feb	% Change	Total
<b>Contested Divorce</b>	2025	-	1	-	-	-	-	-	-	-	-	-	-	1	0%	1
	2024	-	1	-	-	1	-	-	-	-	1	1	-	1	↔	4
<b>Domestic and Family - Level 1</b>	2025	-	-	-	-	-	-	-	-	-	-	-	-	0	-100%	0
	2024	-	1	3	-	-	2	-	1	-	-	-	-	1	▼	7
<b>Domestic and Family - Level 2</b>	2025	2	2	-	-	-	-	-	-	-	-	-	-	4	0%	4
	2024	1	3	-	-	1	3	2	3	-	-	-	1	4	↔	14
<b>Felonies and Related Matters</b>	2025	9	9	-	-	-	-	-	-	-	-	-	-	18	20%	18
	2024	7	8	2	11	5	13	5	10	10	13	1	16	15	▲	101
<b>General Civil - Level 1</b>	2025	-	-	-	-	-	-	-	-	-	-	-	-	0	-100%	0
	2024	-	1	-	-	-	-	-	-	-	-	-	-	1	▼	1
<b>General Civil - Level 2</b>	2025	1	2	-	-	-	-	-	-	-	-	-	-	3	-40%	3
	2024	5	-	1	1	1	1	1	3	-	2	-	-	5	▼	15
<b>General Civil - Level 3</b>	2025	1	-	-	-	-	-	-	-	-	-	-	-	1	-67%	1
	2024	1	2	-	-	-	-	2	-	1	-	2	-	3	▼	8
<b>Miscellaneous Civil</b>	2025	23	29	-	-	-	-	-	-	-	-	-	-	52	44%	52
	2024	21	15	18	21	21	11	17	12	11	29	20	21	36	▲	217
<b>Misdemeanor</b>	2025	-	1	-	-	-	-	-	-	-	-	-	-	1	-50%	1
	2024	1	1	3	7	2	3	-	1	1	1	-	2	2	▼	22
<b>Other</b>	2025	6	19	-	-	-	-	-	-	-	-	-	-	25	150%	25
	2024	10	-	7	6	1	1	2	2	1	9	2	2	10	▲	43
<b>Other Criminally Related Matters</b>	2025	2	-	-	-	-	-	-	-	-	-	-	-	2	-33%	2
	2024	-	3	-	-	-	3	6	1	2	4	4	5	3	▼	28
<b>Probates/Wills &amp; Trusts - Level 2</b>	2025	-	-	-	-	-	-	-	-	-	-	-	-	0	0	0
	2024	-	-	-	-	-	1	-	-	-	-	-	1	0	↔	2
<b>Protective Orders</b>	2025	-	-	-	-	-	-	-	-	-	-	-	-	0	0	0
	2024	-	-	-	1	-	-	2	-	-	-	-	-	0	↔	3
<b>Uncontested Divorce</b>	2025	1	-	-	-	-	-	-	-	-	-	-	-	1	0%	1
	2024	-	1	-	1	1	1	4	1	1	-	3	1	1	↔	14

This report reflects the case management system. Numbers will update as reports are refreshed and posted. The case types reported may not necessitate judicial involvement.

Dashboard		Monthly Filings Summary		Jan --- Feb Filings					
<p><b>Court:</b> King William Circuit  <b>Start/End Date:</b> Jan-24 / Feb-25  <b>2024 Average Month:</b> 98  <b>Jan-Feb 2024:</b> 190  <b>Filings Trending:</b> ▲</p>	<p><b>Circuit/Court ID:</b> 9 209101  <b>Type of Case:</b> Filings  <b>2025 Average Month:</b> 115  <b>Jan-Feb 2025 :</b> 230  <b>Overall AVG. Month:</b> 100</p>			<table border="1" style="margin: auto;"> <tr> <td style="text-align: center; width: 50px;">230</td> <td style="text-align: center; width: 50px;">190</td> </tr> <tr> <td style="text-align: center;">2025</td> <td style="text-align: center;">2024</td> </tr> </table>		230	190	2025	2024
230	190								
2025	2024								

Filings by Division																
Divisions		Jan	Feb	Mar	Apr	May	Jun	Jul	Aug	Sep	Oct	Nov	Dec	Thru Feb	% Change	Total
<b>Total</b>	2025	120	110	-	-	-	-	-	-	-	-	-	-	230	21%	230
	2024	85	105	115	97	68	79	95	102	111	122	104	92	190	▲	1,175
<b>Civil</b>	2025	10	10	-	-	-	-	-	-	-	-	-	-	20	-20%	20
	2024	13	12	18	12	8	12	5	6	6	12	11	4	25	▼	119
<b>Criminal</b>	2025	17	31	-	-	-	-	-	-	-	-	-	-	48	66%	48
	2024	9	20	21	11	9	5	20	42	19	27	39	35	29	▲	257
<b>Concealed Handgun Permits</b>	2025	58	53	-	-	-	-	-	-	-	-	-	-	111	17%	111
	2024	45	50	48	46	29	35	37	26	56	42	28	39	95	▲	481
<b>Miscellaneous/ Other</b>	2025	35	16	-	-	-	-	-	-	-	-	-	-	51	28%	51
	2024	18	22	28	28	22	27	33	28	30	41	26	14	40	▲	317
<b>Civil</b>	2025	-	-	-	-	-	-	-	-	-	-	-	-	0	-100%	0
	2024	-	1	-	-	-	-	-	-	-	-	-	-	1	▼	1

Filings by Case Category																
Case Categories		Jan	Feb	Mar	Apr	May	Jun	Jul	Aug	Sep	Oct	Nov	Dec	Thru Feb	% Change	Total
<b>Administrative Law</b>	2025	-	-	-	-	-	-	-	-	-	-	-	-	0	0	0
	2024	-	-	2	-	-	-	-	-	-	-	-	-	0	↔	2
<b>Contested Divorce</b>	2025	-	1	-	-	-	-	-	-	-	-	-	-	1	0%	1
	2024	1	-	3	-	1	3	-	-	-	-	1	-	1	↔	9
<b>Domestic and Family - Level 1</b>	2025	1	-	-	-	-	-	-	-	-	-	-	-	1	-50%	1
	2024	-	2	2	1	4	1	-	2	2	4	1	2	2	▼	21
<b>Domestic and Family - Level 2</b>	2025	4	2	-	-	-	-	-	-	-	-	-	-	6	200%	6
	2024	-	2	1	3	-	2	-	-	1	1	-	-	2	▲	10
<b>Felonies and Related Matters</b>	2025	6	18	-	-	-	-	-	-	-	-	-	-	24	85%	24
	2024	6	7	11	5	5	2	10	37	4	14	12	16	13	▲	129
<b>General Civil - Level 2</b>	2025	2	1	-	-	-	-	-	-	-	-	-	-	3	0%	3
	2024	2	1	2	2	2	-	1	2	1	3	4	2	3	↔	22
<b>General Civil - Level 3</b>	2025	2	3	-	-	-	-	-	-	-	-	-	-	5	-50%	5
	2024	4	6	4	7	1	4	1	2	-	1	2	-	10	▼	32
<b>Miscellaneous Civil</b>	2025	66	62	-	-	-	-	-	-	-	-	-	-	128	13%	128
	2024	50	63	59	61	41	48	54	36	72	53	43	44	113	▲	624
<b>Misdemeanor</b>	2025	9	12	-	-	-	-	-	-	-	-	-	-	21	133%	21
	2024	3	6	5	2	3	5	9	4	4	3	14	17	9	▲	75
<b>Other</b>	2025	27	7	-	-	-	-	-	-	-	-	-	-	34	48%	34
	2024	13	10	18	12	10	12	16	17	14	29	11	8	23	▲	170
<b>Other Criminally Related Matters</b>	2025	2	1	-	-	-	-	-	-	-	-	-	-	3	-57%	3
	2024	-	7	5	4	1	1	1	1	12	10	13	2	7	▼	57
<b>Probates/Wills &amp; Trusts - Level 1</b>	2025	-	-	-	-	-	-	-	-	-	-	-	-	0	0	0
	2024	-	-	-	-	-	-	-	-	-	-	-	2	0	↔	2
<b>Probates/Wills &amp; Trusts - Level 2</b>	2025	-	1	-	-	-	-	-	-	-	-	-	-	1	-75%	1
	2024	4	-	1	-	-	1	2	1	-	2	-	-	4	▼	11
<b>Uncontested Divorce</b>	2025	1	2	-	-	-	-	-	-	-	-	-	-	3	0%	3
	2024	2	1	2	-	-	-	-	1	-	1	1	1	3	↔	11

This report reflects the case management system. Numbers will update as reports are refreshed and posted. The case types reported may not necessitate judicial involvement.

Dashboard		Monthly Filings Summary		Jan --- Feb Filings	
<p><b>Court:</b> Mathews Circuit  <b>Start/End Date:</b> Jan-24 / Feb-25  <b>2024 Average Month:</b> 45  <b>Jan-Feb 2024:</b> 90  <b>Filings Trending:</b> ▲</p>	<p><b>Circuit/Court ID:</b> 9 209115  <b>Type of Case:</b> Filings  <b>2025 Average Month:</b> 55  <b>Jan-Feb 2025 :</b> 110  <b>Overall AVG. Month:</b> 46</p>				

Filings by Division																
Divisions		Jan	Feb	Mar	Apr	May	Jun	Jul	Aug	Sep	Oct	Nov	Dec	Thru Feb	% Change	Total
<b>Total</b>	2025	64	46	-	-	-	-	-	-	-	-	-	-	110	22%	110
	2024	41	49	65	34	49	31	40	47	53	35	53	38	90	▲	535
<b>Civil</b>	2025	3	3	-	-	-	-	-	-	-	-	-	-	6	-50%	6
	2024	9	3	15	13	5	5	8	14	9	6	4	5	12	▼	96
<b>Criminal</b>	2025	21	15	-	-	-	-	-	-	-	-	-	-	36	157%	36
	2024	6	8	21	7	14	-	7	6	19	7	12	9	14	▲	116
<b>Concealed Handgun Permits</b>	2025	31	25	-	-	-	-	-	-	-	-	-	-	56	4%	56
	2024	22	32	23	8	24	16	20	21	19	17	31	21	54	▲	254
<b>Miscellaneous/ Other</b>	2025	9	3	-	-	-	-	-	-	-	-	-	-	12	20%	12
	2024	4	6	6	6	6	10	5	6	6	5	6	3	10	▲	69

Filings by Case Category																
Case Categories		Jan	Feb	Mar	Apr	May	Jun	Jul	Aug	Sep	Oct	Nov	Dec	Thru Feb	% Change	Total
<b>Contested Divorce</b>	2025	-	1	-	-	-	-	-	-	-	-	-	-	1	1	1
	2024	-	-	1	-	1	1	2	-	2	1	1	1	0	↔	10
<b>Domestic and Family - Level 1</b>	2025	1	-	-	-	-	-	-	-	-	-	-	-	1	0%	1
	2024	1	-	8	6	-	-	-	4	2	-	-	-	1	↔	21
<b>Domestic and Family - Level 2</b>	2025	-	-	-	-	-	-	-	-	-	-	-	-	0	-100%	0
	2024	-	1	-	-	-	2	1	-	-	1	-	-	1	▼	5
<b>Felonies and Related Matters</b>	2025	19	7	-	-	-	-	-	-	-	-	-	-	26	333%	26
	2024	3	3	14	3	6	-	4	1	8	3	7	3	6	▲	55
<b>General Civil - Level 1</b>	2025	-	-	-	-	-	-	-	-	-	-	-	-	0	0	0
	2024	-	-	-	-	1	-	-	-	-	-	-	-	0	↔	1
<b>General Civil - Level 2</b>	2025	2	-	-	-	-	-	-	-	-	-	-	-	2	-50%	2
	2024	2	2	2	-	-	1	-	3	1	2	-	1	4	▼	14
<b>General Civil - Level 3</b>	2025	-	1	-	-	-	-	-	-	-	-	-	-	1	-50%	1
	2024	2	-	-	-	-	-	-	1	-	1	-	2	2	▼	6
<b>Miscellaneous Civil</b>	2025	39	27	-	-	-	-	-	-	-	-	-	-	66	8%	66
	2024	25	36	29	13	29	24	25	27	25	21	37	24	61	▲	315
<b>Misdemeanor</b>	2025	2	6	-	-	-	-	-	-	-	-	-	-	8	0%	8
	2024	3	5	6	3	8	-	3	5	11	3	4	6	8	↔	57
<b>Other</b>	2025	-	1	-	-	-	-	-	-	-	-	-	-	1	-50%	1
	2024	1	1	-	2	-	2	-	-	-	1	-	-	2	▼	7
<b>Other Criminally Related Matters</b>	2025	-	2	-	-	-	-	-	-	-	-	-	-	2	2	2
	2024	-	-	1	1	-	-	-	-	-	1	1	-	0	↔	4
<b>Probates/Wills &amp; Trusts - Level 1</b>	2025	-	1	-	-	-	-	-	-	-	-	-	-	1	1	1
	2024	-	-	-	-	-	-	1	-	-	-	-	-	0	↔	1
<b>Probates/Wills &amp; Trusts - Level 2</b>	2025	-	-	-	-	-	-	-	-	-	-	-	-	0	-100%	0
	2024	2	1	3	1	-	-	1	3	1	-	-	-	3	▼	12
<b>Protective Orders</b>	2025	-	-	-	-	-	-	-	-	-	-	-	-	0	0	0
	2024	-	-	-	1	2	-	-	-	-	-	-	-	0	↔	3
<b>Uncontested Divorce</b>	2025	1	-	-	-	-	-	-	-	-	-	-	-	1	-50%	1
	2024	2	-	1	4	2	1	3	3	3	1	3	1	2	▼	24

This report reflects the case management system. Numbers will update as reports are refreshed and posted. The case types reported may not necessitate judicial involvement.

Dashboard		Monthly Filings Summary		Jan --- Feb Filings	
<p><b>Court:</b> Middlesex Circuit  <b>Start/End Date:</b> Jan-24 / Feb-25  <b>2024 Average Month:</b> 66  <b>Jan-Feb 2024:</b> 130  <b>Filings Trending:</b> ▼</p>	<p><b>Circuit/Court ID:</b> 9 209119  <b>Type of Case:</b> Filings  <b>2025 Average Month:</b>40  <b>Jan-Feb 2025 :</b> 79  <b>Overall AVG. Month:</b> 62</p>	<p style="text-align: center; font-weight: bold; font-size: 1.2em;">Jan 24 - Feb 25</p>		<p style="text-align: center; font-weight: bold; font-size: 1.2em;">79      130</p> <p style="text-align: center;">2025      2024</p>	

Filings by Division																
Divisions		Jan	Feb	Mar	Apr	May	Jun	Jul	Aug	Sep	Oct	Nov	Dec	Thru Feb	% Change	Total
<b>Total</b>	2025	39	40	-	-	-	-	-	-	-	-	-	-	79	-39%	79
	2024	83	47	66	49	77	54	74	71	71	49	100	54	130	▼	795
<b>Civil</b>	2025	3	4	-	-	-	-	-	-	-	-	-	-	7	-73%	7
	2024	13	13	9	15	2	14	6	22	12	10	2	9	26	▼	127
<b>Criminal</b>	2025	6	7	-	-	-	-	-	-	-	-	-	-	13	-65%	13
	2024	24	13	15	2	46	22	42	28	34	9	68	9	37	▼	312
<b>Concealed Handgun Permits</b>	2025	18	21	-	-	-	-	-	-	-	-	-	-	39	-29%	39
	2024	39	16	29	21	18	8	16	12	16	22	23	27	55	▼	247
<b>Miscellaneous/ Other</b>	2025	8	8	-	-	-	-	-	-	-	-	-	-	16	45%	16
	2024	6	5	12	10	10	8	10	7	7	8	7	9	11	▲	99
<b>Civil</b>	2025	4	-	-	-	-	-	-	-	-	-	-	-	4	300%	4
	2024	1	-	1	1	1	2	-	2	2	-	-	-	1	▲	10

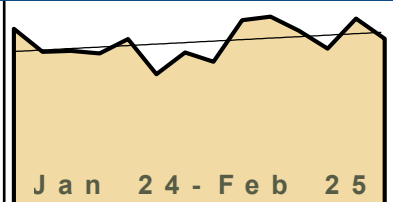
Filings by Case Category																
Case Categories		Jan	Feb	Mar	Apr	May	Jun	Jul	Aug	Sep	Oct	Nov	Dec	Thru Feb	% Change	Total
<b>Administrative Law</b>	2025	-	-	-	-	-	-	-	-	-	-	-	-	0	0	0
	2024	-	-	-	-	-	-	-	-	1	-	-	-	0	↔	1
<b>Contested Divorce</b>	2025	-	-	-	-	-	-	-	-	-	-	-	-	0	-100%	0
	2024	1	1	1	1	1	-	1	1	2	1	-	3	2	▼	13
<b>Domestic and Family - Level 1</b>	2025	-	-	-	-	-	-	-	-	-	-	-	-	0	0	0
	2024	-	-	4	7	-	8	-	4	4	2	-	-	0	↔	29
<b>Domestic and Family - Level 2</b>	2025	-	1	-	-	-	-	-	-	-	-	-	-	1	0%	1
	2024	1	-	-	-	-	-	-	1	-	-	1	-	1	↔	3
<b>Felonies and Related Matters</b>	2025	4	4	-	-	-	-	-	-	-	-	-	-	8	-58%	8
	2024	11	8	10	-	27	10	24	20	30	2	35	-	19	▼	177
<b>General Civil - Level 1</b>	2025	-	-	-	-	-	-	-	-	-	-	-	-	0	-100%	0
	2024	-	1	-	-	-	-	-	-	-	-	1	-	1	▼	2
<b>General Civil - Level 2</b>	2025	1	3	-	-	-	-	-	-	-	-	-	-	4	-56%	4
	2024	9	-	4	-	1	2	2	4	1	4	1	-	9	▼	28
<b>General Civil - Level 3</b>	2025	1	2	-	-	-	-	-	-	-	-	-	-	3	-57%	3
	2024	1	6	-	2	-	-	2	9	1	-	-	-	7	▼	21
<b>Miscellaneous Civil</b>	2025	24	25	-	-	-	-	-	-	-	-	-	-	49	-21%	49
	2024	44	18	36	28	21	11	21	13	20	25	27	33	62	▼	297
<b>Misdemeanor</b>	2025	1	3	-	-	-	-	-	-	-	-	-	-	4	-76%	4
	2024	13	4	4	1	17	11	17	8	4	7	33	9	17	▼	128
<b>Other</b>	2025	6	1	-	-	-	-	-	-	-	-	-	-	7	75%	7
	2024	2	2	5	3	8	6	4	7	5	3	3	5	4	▲	53
<b>Other Criminally Related Matters</b>	2025	1	-	-	-	-	-	-	-	-	-	-	-	1	0%	1
	2024	-	1	1	1	2	1	1	-	-	-	-	-	1	↔	7
<b>Probates/Wills &amp; Trusts - Level 1</b>	2025	-	-	-	-	-	-	-	-	-	-	-	-	0	-100%	0
	2024	1	-	-	-	-	-	-	-	-	1	-	-	1	▼	2
<b>Probates/Wills &amp; Trusts - Level 2</b>	2025	-	-	-	-	-	-	-	-	-	-	-	-	0	-100%	0
	2024	-	2	-	3	-	-	-	2	1	1	-	1	2	▼	10
<b>Protective Orders</b>	2025	-	-	-	-	-	-	-	-	-	-	-	-	0	0	0
	2024	-	-	-	-	-	-	1	-	-	-	-	-	0	↔	1
<b>Uncontested Divorce</b>	2025	1	1	-	-	-	-	-	-	-	-	-	-	2	-50%	2
	2024	-	4	1	3	-	5	1	2	2	2	-	3	4	▼	23

Dashboard		Monthly Filings Summary		Jan --- Feb Filings	
<p><b>Court:</b> New Kent Circuit  <b>Start/End Date:</b> Jan-24 / Feb-25  <b>2024 Average Month:</b> 230  <b>Jan-Feb 2024:</b> 426  <b>Filings Trending:</b> ▼</p>	<p><b>Circuit/Court ID:</b> 9 209127  <b>Type of Case:</b> Filings  <b>2025 Average Month:</b> 163  <b>Jan-Feb 2025 :</b> 326  <b>Overall AVG. Month:</b> 220</p>				

Filings by Division																
Divisions		Jan	Feb	Mar	Apr	May	Jun	Jul	Aug	Sep	Oct	Nov	Dec	Thru Feb	% Change	Total
<b>Total</b>	2025	214	112	-	-	-	-	-	-	-	-	-	-	326	-23%	326
	2024	214	212	217	171	215	144	217	288	150	570	174	183	426	▼	2,755
<b>Civil</b>	2025	16	9	-	-	-	-	-	-	-	-	-	-	25	-48%	25
	2024	24	24	22	23	19	13	16	20	27	399	16	28	48	▼	631
<b>Criminal</b>	2025	60	22	-	-	-	-	-	-	-	-	-	-	82	-36%	82
	2024	66	63	72	31	86	33	82	55	37	40	53	57	129	▼	675
<b>Concealed Handgun Permits</b>	2025	78	43	-	-	-	-	-	-	-	-	-	-	121	-19%	121
	2024	72	77	68	61	49	45	58	52	46	63	42	52	149	▼	685
<b>Miscellaneous/ Other</b>	2025	60	38	-	-	-	-	-	-	-	-	-	-	98	-2%	98
	2024	52	48	55	55	61	52	61	161	39	68	63	46	100	▼	761
<b>Civil</b>	2025	-	-	-	1	-	-	-	-	-	-	-	-	0	0	0
	2024	-	-	-	-	-	1	-	-	-	1	-	-	0	↔	3

Filings by Case Category																
Case Categories		Jan	Feb	Mar	Apr	May	Jun	Jul	Aug	Sep	Oct	Nov	Dec	Thru Feb	% Change	Total
<b>Administrative Law</b>	2025	-	-	-	-	-	-	-	-	-	-	-	-	0	0	0
	2024	-	-	1	-	1	-	-	-	-	-	-	-	-	0	↔
<b>Contested Divorce</b>	2025	-	-	-	-	-	-	-	-	-	-	-	-	0	-100%	0
	2024	6	4	1	4	2	1	2	3	1	-	2	-	10	▼	26
<b>Domestic and Family - Level 1</b>	2025	-	1	-	-	-	-	-	-	-	-	-	-	1	-50%	1
	2024	-	2	3	1	1	-	3	3	5	1	2	-	2	▼	21
<b>Domestic and Family - Level 2</b>	2025	1	1	-	-	-	-	-	-	-	-	-	-	2	-33%	2
	2024	-	3	1	-	-	-	3	2	-	384	-	1	3	▼	394
<b>Felonies and Related Matters</b>	2025	41	10	-	-	-	-	-	-	-	-	-	-	51	-37%	51
	2024	39	42	42	17	74	25	67	36	19	23	38	34	81	▼	456
<b>General Civil - Level 1</b>	2025	-	-	-	-	-	-	-	-	-	-	-	-	0	0	0
	2024	-	-	-	1	-	-	2	-	-	-	-	-	0	↔	3
<b>General Civil - Level 2</b>	2025	5	1	-	-	-	-	-	-	-	-	-	-	6	200%	6
	2024	2	-	4	6	7	2	4	5	8	6	2	3	2	▲	49
<b>General Civil - Level 3</b>	2025	9	2	-	-	-	-	-	-	-	-	-	-	11	-45%	11
	2024	11	9	8	2	3	5	1	3	12	4	3	19	20	▼	80
<b>Miscellaneous Civil</b>	2025	89	50	-	-	-	-	-	-	-	-	-	-	139	-18%	139
	2024	85	85	80	68	60	54	76	70	52	79	48	57	170	▼	814
<b>Misdemeanor</b>	2025	18	8	-	-	-	-	-	-	-	-	-	-	26	-21%	26
	2024	16	17	19	10	10	5	14	16	16	10	14	20	33	▼	167
<b>Other</b>	2025	47	31	-	-	-	-	-	-	-	-	-	-	78	0%	78
	2024	38	40	41	46	51	43	43	141	32	53	57	41	78	↔	626
<b>Other Criminally Related Matters</b>	2025	1	4	-	-	-	-	-	-	-	-	-	-	5	-67%	5
	2024	11	4	11	4	2	3	1	3	2	7	1	3	15	▼	52
<b>Probates/Wills &amp; Trusts - Level 1</b>	2025	-	-	-	-	-	-	-	-	-	-	-	-	0	-100%	0
	2024	1	-	-	1	-	-	-	-	-	-	-	-	1	▼	2
<b>Probates/Wills &amp; Trusts - Level 2</b>	2025	-	1	-	-	-	-	-	-	-	-	-	-	1	-50%	1
	2024	1	1	1	-	-	1	-	1	1	1	-	-	2	▼	7
<b>Protective Orders</b>	2025	-	-	-	-	-	-	-	-	-	-	-	-	0	-100%	0
	2024	-	1	-	4	3	-	-	-	-	-	-	-	1	▼	8
<b>Uncontested Divorce</b>	2025	3	3	-	-	-	-	-	-	-	-	-	-	6	-25%	6
	2024	4	4	5	7	1	5	1	5	2	2	7	5	8	▼	48

This report reflects the case management system. Numbers will update as reports are refreshed and posted. The case types reported may not necessitate judicial involvement.

Dashboard		Monthly Filings Summary		Jan --- Feb Filings					
<p><b>Court:</b> York Circuit  <b>Start/End Date:</b> Jan-24 / Feb-25  <b>2024 Average Month:</b> 308  <b>Jan-Feb 2024:</b> 630  <b>Filings Trending:</b> ▲</p>	<p><b>Circuit/Court ID:</b> 9 209199  <b>Type of Case:</b> Filings  <b>2025 Average Month:</b> 337  <b>Jan-Feb 2025 :</b> 674  <b>Overall AVG. Month:</b> 312</p>	 <p style="text-align: center; font-weight: bold; font-size: 1.2em;">Jan 24 - Feb 25</p>		<table border="1" style="margin: auto;"> <tr> <td style="text-align: center; font-weight: bold; font-size: 1.5em;">674</td> <td style="text-align: center; font-weight: bold; font-size: 1.5em;">630</td> </tr> <tr> <td style="text-align: center; font-weight: bold;">2025</td> <td style="text-align: center; font-weight: bold;">2024</td> </tr> </table>		674	630	2025	2024
674	630								
2025	2024								

Filings by Division																
Divisions		Jan	Feb	Mar	Apr	May	Jun	Jul	Aug	Sep	Oct	Nov	Dec	Thru Feb	% Change	Total
<b>Total</b>	2025	356	318	-	-	-	-	-	-	-	-	-	-	674	7%	674
	2024	337	293	295	290	317	250	292	274	353	360	333	299	630	▲	3,693
<b>Civil</b>	2025	56	55	-	-	-	-	-	-	-	-	-	-	111	22%	111
	2024	53	38	59	53	70	50	60	38	61	44	44	58	91	▲	628
<b>Criminal</b>	2025	87	92	-	-	-	-	-	-	-	-	-	-	179	15%	179
	2024	76	80	62	88	102	82	72	74	95	135	148	81	156	▲	1,095
<b>Concealed Handgun Permits</b>	2025	169	129	-	-	-	-	-	-	-	-	-	-	298	0%	298
	2024	160	138	135	108	101	81	105	119	132	130	105	120	298	↔	1,434
<b>Miscellaneous/ Other</b>	2025	44	42	-	-	-	-	-	-	-	-	-	-	86	2%	86
	2024	47	37	39	41	42	37	55	42	65	51	35	38	84	▲	529
<b>Civil</b>	2025	-	-	-	-	-	-	-	-	-	-	-	-	0	-100%	0
	2024	1	-	-	-	2	-	-	1	-	-	-	1	2	1	▼

Filings by Case Category																
Case Categories		Jan	Feb	Mar	Apr	May	Jun	Jul	Aug	Sep	Oct	Nov	Dec	Thru Feb	% Change	Total
<b>Administrative Law</b>	2025	-	2	-	-	-	-	-	-	-	-	-	-	2	2	2
	2024	-	-	-	-	-	-	1	-	2	-	-	-	0	↔	3
<b>Aggravated Murder</b>	2025	-	-	-	-	-	-	-	-	-	-	-	-	0	0	0
	2024	-	-	-	-	-	-	-	-	-	-	3	-	0	↔	3
<b>Contested Divorce</b>	2025	8	11	-	-	-	-	-	-	-	-	-	-	19	90%	19
	2024	5	5	9	2	10	8	9	4	10	5	5	5	10	▲	77
<b>Domestic and Family - Level 1</b>	2025	4	4	-	-	-	-	-	-	-	-	-	-	8	300%	8
	2024	1	1	15	4	4	6	3	2	8	3	4	5	2	▲	56
<b>Domestic and Family - Level 2</b>	2025	4	4	-	-	-	-	-	-	-	-	-	-	8	-68%	8
	2024	17	8	6	9	10	6	13	9	7	4	4	12	25	▼	105
<b>Felonies and Related Matters</b>	2025	46	55	-	-	-	-	-	-	-	-	-	-	101	11%	101
	2024	51	40	34	47	66	46	45	44	57	74	113	42	91	▲	659
<b>General Civil - Level 1</b>	2025	1	1	-	-	-	-	-	-	-	-	-	-	2	100%	2
	2024	-	1	-	-	2	1	-	-	-	-	-	-	1	▲	4
<b>General Civil - Level 2</b>	2025	8	9	-	-	-	-	-	-	-	-	-	-	17	-15%	17
	2024	10	10	14	13	25	12	12	8	11	12	7	16	20	▼	150
<b>General Civil - Level 3</b>	2025	8	3	-	-	-	-	-	-	-	-	-	-	11	-27%	11
	2024	11	4	8	7	9	3	7	-	6	2	4	7	15	▼	68
<b>Miscellaneous Civil</b>	2025	203	169	-	-	-	-	-	-	-	-	-	-	372	1%	372
	2024	200	169	164	142	129	110	150	155	187	176	136	155	369	▲	1,873
<b>Misdemeanor</b>	2025	30	25	-	-	-	-	-	-	-	-	-	-	55	34%	55
	2024	20	21	14	26	26	21	17	24	34	48	29	27	41	▲	307
<b>Other</b>	2025	1	1	-	-	-	-	-	-	-	-	-	-	2	-78%	2
	2024	5	4	1	5	7	3	5	6	5	11	4	3	9	▼	59
<b>Other Criminally Related Matters</b>	2025	11	12	-	-	-	-	-	-	-	-	-	-	23	-4%	23
	2024	5	19	14	15	10	15	10	6	4	13	3	12	24	▼	126
<b>Probates/Wills &amp; Trusts - Level 1</b>	2025	-	2	-	-	-	-	-	-	-	-	-	-	2	0%	2
	2024	1	1	-	-	1	-	-	-	-	2	1	-	2	↔	6
<b>Probates/Wills &amp; Trusts - Level 2</b>	2025	7	6	-	-	-	-	-	-	-	-	-	-	13	117%	13
	2024	4	2	1	2	3	5	5	2	6	2	5	4	6	▲	41
<b>Uncontested Divorce</b>	2025	25	14	-	-	-	-	-	-	-	-	-	-	39	160%	39
	2024	7	8	15	18	15	14	15	14	16	8	15	11	15	▲	156



# CPSS-CCMS-10.01 CASELOAD STATISTICS OF THE CIRCUIT COURTS

Williamsburg

January 2024 -- February 2025 Filings


Alexandria and Fairfax Circuit are not Included in State Totals.

## Dashboard

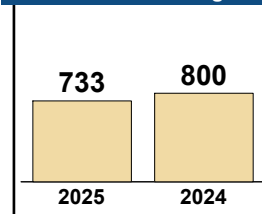
**Court:** Williamsburg Circuit  
**Start/End Date:** Jan-24 / Feb-25  
**2024 Average Month:** 351  
**Jan-Feb 2024:** 800  
**Filings Trending:** ▼

**Circuit/Court ID:** 9 209830  
**Type of Case:** Filings  
**2025 Average Month:** 367  
**Jan-Feb 2025 :** 733  
**Overall AVG. Month:** 353

## Monthly Filings Summary



## Jan --- Feb Filings



## Filings by Division

Divisions		Jan	Feb	Mar	Apr	May	Jun	Jul	Aug	Sep	Oct	Nov	Dec	Thru Feb	% Change	Total
<b>Total</b>	2025	432	301	-	-	-	-	-	-	-	-	-	-	733	-8%	733
	2024	416	384	417	314	372	326	332	304	371	347	310	318	800	▼	4,211
<b>Civil</b>	2025	55	46	-	-	-	-	-	-	-	-	-	-	101	7%	101
	2024	49	45	64	53	50	50	45	57	46	39	53	51	94	▲	602
<b>Criminal</b>	2025	91	61	-	-	-	-	-	-	-	-	-	-	152	-31%	152
	2024	130	89	116	69	103	118	116	73	104	80	79	74	219	▼	1,151
<b>Concealed Handgun Permits</b>	2025	189	106	-	-	-	-	-	-	-	-	-	-	295	1%	295
	2024	152	141	133	92	107	97	81	105	128	134	108	113	293	▲	1,391
<b>Miscellaneous/ Other</b>	2025	95	88	-	-	-	-	-	-	-	-	-	-	183	-6%	183
	2024	85	109	104	100	112	61	86	68	93	93	70	79	194	▼	1,060
<b>Civil</b>	2025	2	-	-	-	-	-	-	-	-	-	-	-	2	2	2
	2024	-	-	-	-	-	-	4	1	-	1	-	1	0	↔	7

## Filings by Case Category

Case Categories		Jan	Feb	Mar	Apr	May	Jun	Jul	Aug	Sep	Oct	Nov	Dec	Thru Feb	% Change	Total
<b>Administrative Law</b>	2025	-	-	-	-	-	-	-	-	-	-	-	-	0	0	0
	2024	-	-	1	-	-	2	2	-	1	-	-	-	0	↔	6
<b>Contested Divorce</b>	2025	7	1	-	-	-	-	-	-	-	-	-	-	8	-53%	8
	2024	12	5	8	6	5	6	5	8	5	3	6	9	17	▼	78
<b>Domestic and Family - Level 1</b>	2025	-	6	-	-	-	-	-	-	-	-	-	-	6	500%	6
	2024	-	1	5	9	11	5	3	5	3	2	5	2	1	▲	51
<b>Domestic and Family - Level 2</b>	2025	1	1	-	-	-	-	-	-	-	-	-	-	2	-50%	2
	2024	3	1	2	2	-	2	2	2	4	1	2	4	4	▼	25
<b>Felonies and Related Matters</b>	2025	50	45	-	-	-	-	-	-	-	-	-	-	95	-29%	95
	2024	81	52	83	34	65	68	56	46	62	50	46	39	133	▼	682
<b>General Civil - Level 1</b>	2025	-	-	-	-	-	-	-	-	-	-	-	-	0	-100%	0
	2024	-	3	-	1	1	-	-	-	-	-	3	-	3	▼	8
<b>General Civil - Level 2</b>	2025	20	15	-	-	-	-	-	-	-	-	-	-	35	46%	35
	2024	12	12	18	12	11	17	9	20	12	13	13	14	24	▲	163
<b>General Civil - Level 3</b>	2025	5	8	-	-	-	-	-	-	-	-	-	-	13	-24%	13
	2024	9	8	6	3	9	6	9	6	10	6	9	16	17	▼	97
<b>Miscellaneous Civil</b>	2025	228	148	-	-	-	-	-	-	-	-	-	-	376	3%	376
	2024	186	178	177	124	143	128	123	140	174	184	132	143	364	▲	1,832
<b>Misdemeanor</b>	2025	27	10	-	-	-	-	-	-	-	-	-	-	37	-24%	37
	2024	24	25	31	27	30	29	47	23	34	22	23	25	49	▼	340
<b>Other</b>	2025	59	41	-	-	-	-	-	-	-	-	-	-	100	-12%	100
	2024	47	67	57	69	75	22	42	31	40	40	42	42	114	▼	574
<b>Other Criminally Related Matters</b>	2025	19	6	-	-	-	-	-	-	-	-	-	-	25	-34%	25
	2024	25	13	9	9	8	22	13	4	8	8	10	10	38	▼	139
<b>Probates/Wills &amp; Trusts - Level 1</b>	2025	2	1	-	-	-	-	-	-	-	-	-	-	3	3	3
	2024	-	-	2	-	2	-	1	-	-	1	-	1	0	↔	7
<b>Probates/Wills &amp; Trusts - Level 2</b>	2025	1	-	-	-	-	-	-	-	-	-	-	-	1	-80%	1
	2024	3	2	5	4	2	3	5	3	4	1	5	1	5	▼	38
<b>Uncontested Divorce</b>	2025	13	19	-	-	-	-	-	-	-	-	-	-	32	3%	32
	2024	14	17	13	14	10	16	15	16	14	13	17	12	31	▲	171

This report reflects the case management system. Numbers will update as reports are refreshed and posted. The case types reported may not necessitate judicial involvement.

Dashboard		Monthly Filings Summary		Jan --- Feb Filings	
<b>Court:</b> Appomattox Circuit	<b>Circuit/Court ID:</b> 10 210011				
<b>Start/End Date:</b> Jan-24 / Feb-25	<b>Type of Case:</b> Filings				
<b>2024 Average Month:</b> 101	<b>2025 Average Month:</b> 90				
<b>Jan-Feb 2024:</b> 226	<b>Jan-Feb 2025 :</b> 180				
<b>Filings Trending:</b> ▼	<b>Overall AVG. Month:</b> 100				

Filings by Division																
Divisions		Jan	Feb	Mar	Apr	May	Jun	Jul	Aug	Sep	Oct	Nov	Dec	Thru Feb	% Change	Total
<b>Total</b>	2025	129	51	-	-	-	-	-	-	-	-	-	-	180	-20%	180
	2024	116	110	108	101	143	138	61	79	108	77	100	72	226	▼	1,213
<b>Civil</b>	2025	6	5	-	-	-	-	-	-	-	-	-	-	11	-39%	11
	2024	9	9	15	11	22	12	6	11	4	17	12	12	18	▼	140
<b>Criminal</b>	2025	51	-	-	-	-	-	-	-	-	-	-	-	51	-39%	51
	2024	49	35	33	47	85	79	16	25	68	8	35	22	84	▼	502
<b>Concealed Handgun Permits</b>	2025	64	42	-	-	-	-	-	-	-	-	-	-	106	-3%	106
	2024	52	57	53	33	28	42	32	39	32	48	47	32	109	▼	495
<b>Miscellaneous/ Other</b>	2025	8	4	-	-	-	-	-	-	-	-	-	-	12	-20%	12
	2024	6	9	7	10	8	5	7	4	4	4	6	6	15	▼	76

Filings by Case Category																
Case Categories		Jan	Feb	Mar	Apr	May	Jun	Jul	Aug	Sep	Oct	Nov	Dec	Thru Feb	% Change	Total
<b>Administrative Law</b>	2025	-	-	-	-	-	-	-	-	-	-	-	-	0	0	0
	2024	-	-	-	-	1	-	-	1	-	-	-	-	0	↔	2
<b>Contested Divorce</b>	2025	-	-	-	-	-	-	-	-	-	-	-	-	0	0	0
	2024	-	-	-	2	2	1	-	2	-	2	1	1	0	↔	11
<b>Domestic and Family - Level 1</b>	2025	1	-	-	-	-	-	-	-	-	-	-	-	1	-50%	1
	2024	-	2	-	2	4	4	-	1	1	8	1	1	2	▼	24
<b>Domestic and Family - Level 2</b>	2025	2	1	-	-	-	-	-	-	-	-	-	-	3	200%	3
	2024	-	1	1	-	2	3	-	1	1	-	3	2	1	▲	14
<b>Felonies and Related Matters</b>	2025	47	-	-	-	-	-	-	-	-	-	-	-	47	-25%	47
	2024	33	30	24	28	75	68	9	19	66	6	30	21	63	▼	409
<b>General Civil - Level 1</b>	2025	-	-	-	-	-	-	-	-	-	-	-	-	0	0	0
	2024	-	-	-	-	-	-	-	2	-	-	-	-	0	↔	2
<b>General Civil - Level 2</b>	2025	-	2	-	-	-	-	-	-	-	-	-	-	2	-33%	2
	2024	-	3	3	2	5	-	2	-	1	2	2	1	3	▼	21
<b>General Civil - Level 3</b>	2025	1	-	-	-	-	-	-	-	-	-	-	-	1	-88%	1
	2024	6	2	5	-	2	1	1	-	-	2	3	4	8	▼	26
<b>Miscellaneous Civil</b>	2025	72	46	-	-	-	-	-	-	-	-	-	-	118	-3%	118
	2024	58	64	60	43	34	47	38	43	36	52	53	37	122	▼	565
<b>Misdemeanor</b>	2025	4	-	-	-	-	-	-	-	-	-	-	-	4	-79%	4
	2024	15	4	9	15	8	7	7	6	2	1	5	1	19	▼	80
<b>Other</b>	2025	-	-	-	-	-	-	-	-	-	-	-	-	0	0	0
	2024	-	-	-	1	2	-	-	1	-	-	-	1	0	↔	5
<b>Other Criminally Related Matters</b>	2025	-	-	-	-	-	-	-	-	-	-	-	-	0	-100%	0
	2024	1	1	-	4	2	4	-	1	-	1	-	-	2	▼	14
<b>Probates/Wills &amp; Trusts - Level 1</b>	2025	-	-	-	-	-	-	-	-	-	-	-	-	0	0	0
	2024	-	-	-	1	-	-	-	-	-	-	1	-	0	↔	2
<b>Probates/Wills &amp; Trusts - Level 2</b>	2025	-	1	-	-	-	-	-	-	-	-	-	-	1	1	1
	2024	-	-	-	1	1	-	2	-	-	1	-	-	0	↔	5
<b>Uncontested Divorce</b>	2025	2	1	-	-	-	-	-	-	-	-	-	-	3	-50%	3
	2024	3	3	6	2	5	3	2	2	1	2	1	3	6	▼	33

This report reflects the case management system. Numbers will update as reports are refreshed and posted. The case types reported may not necessitate judicial involvement.

Dashboard		Monthly Filings Summary		Jan --- Feb Filings	
<p><b>Court:</b> Buckingham Circuit  <b>Start/End Date:</b> Jan-24 / Feb-25  <b>2024 Average Month:</b> 100  <b>Jan-Feb 2024:</b> 187  <b>Filings Trending:</b> ▼</p>	<p><b>Circuit/Court ID:</b> 10 210029  <b>Type of Case:</b> Filings  <b>2025 Average Month:</b>83  <b>Jan-Feb 2025 :</b> 166  <b>Overall AVG. Month:</b> 98</p>				

Filings by Division																
Divisions		Jan	Feb	Mar	Apr	May	Jun	Jul	Aug	Sep	Oct	Nov	Dec	Thru Feb	% Change	Total
<b>Total</b>	2025	95	71	-	-	-	-	-	-	-	-	-	-	166	-11%	166
	2024	93	94	95	116	67	112	99	110	86	134	81	114	187	▼	1,201
<b>Civil</b>	2025	5	5	-	-	-	-	-	-	-	-	-	-	10	-44%	10
	2024	10	8	12	8	4	6	12	11	9	14	4	3	18	▼	101
<b>Criminal</b>	2025	22	15	-	-	-	-	-	-	-	-	-	-	37	-27%	37
	2024	24	27	27	51	28	59	32	22	34	68	30	36	51	▼	438
<b>Concealed Handgun Permits</b>	2025	45	26	-	-	-	-	-	-	-	-	-	-	71	-7%	71
	2024	38	38	37	34	21	23	27	20	29	27	24	36	76	▼	354
<b>Miscellaneous/ Other</b>	2025	23	25	-	-	-	-	-	-	-	-	-	-	48	14%	48
	2024	21	21	19	23	14	24	28	55	14	25	22	37	42	▲	303
<b>Civil</b>	2025	-	-	-	-	-	-	-	-	-	-	-	-	0	0	0
	2024	-	-	-	-	-	-	-	2	-	-	-	1	2	0	↔

Filings by Case Category																
Case Categories		Jan	Feb	Mar	Apr	May	Jun	Jul	Aug	Sep	Oct	Nov	Dec	Thru Feb	% Change	Total
<b>Administrative Law</b>	2025	-	-	-	-	-	-	-	-	-	-	-	-	0	-100%	0
	2024	1	-	-	-	-	-	-	-	-	-	-	-	1	▼	1
<b>Contested Divorce</b>	2025	1	1	-	-	-	-	-	-	-	-	-	-	2	-33%	2
	2024	1	2	1	-	3	1	1	3	1	3	-	-	3	▼	16
<b>Domestic and Family - Level 1</b>	2025	-	-	-	-	-	-	-	-	-	-	-	-	0	-100%	0
	2024	3	1	4	1	1	1	2	1	-	4	-	-	4	▼	18
<b>Domestic and Family - Level 2</b>	2025	2	1	-	-	-	-	-	-	-	-	-	-	3	200%	3
	2024	-	1	1	-	-	-	1	1	1	-	-	2	1	▲	7
<b>Felonies and Related Matters</b>	2025	17	9	-	-	-	-	-	-	-	-	-	-	26	-33%	26
	2024	20	19	20	38	17	51	25	18	24	44	25	23	39	▼	324
<b>General Civil - Level 1</b>	2025	-	-	-	-	-	-	-	-	-	-	-	-	0	0	0
	2024	-	-	-	-	-	-	-	-	1	-	-	1	1	0	↔
<b>General Civil - Level 2</b>	2025	-	3	-	-	-	-	-	-	-	-	-	-	3	50%	3
	2024	1	1	1	-	-	2	-	4	6	2	-	1	2	▲	18
<b>General Civil - Level 3</b>	2025	2	-	-	-	-	-	-	-	-	-	-	-	2	-33%	2
	2024	1	2	3	2	-	2	2	-	1	2	-	-	3	▼	15
<b>Miscellaneous Civil</b>	2025	48	38	-	-	-	-	-	-	-	-	-	-	86	-4%	86
	2024	44	46	41	39	26	30	34	29	33	38	29	48	90	▼	437
<b>Misdemeanor</b>	2025	3	6	-	-	-	-	-	-	-	-	-	-	9	0%	9
	2024	4	5	6	10	10	8	6	3	8	23	3	10	9	↔	96
<b>Other</b>	2025	20	12	-	-	-	-	-	-	-	-	-	-	32	19%	32
	2024	15	12	15	17	9	13	21	47	7	12	18	24	27	▲	210
<b>Other Criminally Related Matters</b>	2025	2	-	-	-	-	-	-	-	-	-	-	-	2	-33%	2
	2024	-	3	1	3	1	-	1	2	2	1	2	3	3	▼	19
<b>Probates/Wills &amp; Trusts - Level 1</b>	2025	-	-	-	-	-	-	-	-	-	-	-	-	0	0	0
	2024	-	-	-	1	-	-	-	-	-	-	-	-	0	↔	1
<b>Probates/Wills &amp; Trusts - Level 2</b>	2025	-	-	-	-	-	-	-	-	-	-	-	-	0	-100%	0
	2024	1	-	1	1	-	-	1	-	-	1	-	-	1	▼	5
<b>Uncontested Divorce</b>	2025	-	1	-	-	-	-	-	-	-	-	-	-	1	-75%	1
	2024	2	2	1	4	-	3	5	2	3	4	1	4	4	▼	31

This report reflects the case management system. Numbers will update as reports are refreshed and posted. The case types reported may not necessitate judicial involvement.

Dashboard		Monthly Filings Summary		Jan --- Feb Filings	
<p><b>Court:</b> Charlotte Circuit  <b>Start/End Date:</b> Jan-24 / Feb-25  <b>2024 Average Month:</b> 77  <b>Jan-Feb 2024:</b> 140  <b>Filings Trending:</b> ▲</p>	<p><b>Circuit/Court ID:</b> 10 210037  <b>Type of Case:</b> Filings  <b>2025 Average Month:</b>94  <b>Jan-Feb 2025 :</b> 187  <b>Overall AVG. Month:</b> 79</p>				

Filings by Division																
Divisions		Jan	Feb	Mar	Apr	May	Jun	Jul	Aug	Sep	Oct	Nov	Dec	Thru Feb	% Change	Total
<b>Total</b>	2025	74	113	-	-	-	-	-	-	-	-	-	-	187	34%	187
	2024	73	67	63	160	41	69	43	65	94	119	60	64	140	▲	918
<b>Civil</b>	2025	3	9	-	-	-	-	-	-	-	-	-	-	12	-40%	12
	2024	10	10	7	8	4	7	6	4	10	9	10	5	20	▼	90
<b>Criminal</b>	2025	28	63	-	-	-	-	-	-	-	-	-	-	91	194%	91
	2024	19	12	12	118	8	27	9	38	46	63	9	14	31	▲	375
<b>Concealed Handgun Permits</b>	2025	23	33	-	-	-	-	-	-	-	-	-	-	56	27%	56
	2024	17	27	24	17	16	11	13	10	19	26	17	18	44	▲	215
<b>Miscellaneous/ Other</b>	2025	19	8	-	-	-	-	-	-	-	-	-	-	27	-39%	27
	2024	26	18	20	17	13	24	15	13	19	21	24	27	44	▼	237
<b>Civil</b>	2025	1	-	-	-	-	-	-	-	-	-	-	-	1	0%	1
	2024	1	-	-	-	-	-	-	-	-	-	-	-	1	↔	1

Filings by Case Category																
Case Categories		Jan	Feb	Mar	Apr	May	Jun	Jul	Aug	Sep	Oct	Nov	Dec	Thru Feb	% Change	Total
<b>Administrative Law</b>	2025	-	-	-	-	-	-	-	-	-	-	-	-	0	0	0
	2024	-	-	1	-	-	-	-	-	1	-	-	-	-	0	↔
<b>Contested Divorce</b>	2025	1	1	-	-	-	-	-	-	-	-	-	-	2	0%	2
	2024	2	-	1	-	-	1	-	-	1	1	2	1	2	↔	9
<b>Domestic and Family - Level 1</b>	2025	1	-	-	-	-	-	-	-	-	-	-	-	1	0%	1
	2024	1	-	-	1	-	2	2	1	3	1	2	-	1	↔	13
<b>Domestic and Family - Level 2</b>	2025	-	1	-	-	-	-	-	-	-	-	-	-	1	-80%	1
	2024	2	3	-	-	1	1	1	-	1	-	2	-	5	▼	11
<b>Felonies and Related Matters</b>	2025	23	60	-	-	-	-	-	-	-	-	-	-	83	246%	83
	2024	15	9	8	110	6	24	9	32	30	47	7	8	24	▲	305
<b>General Civil - Level 1</b>	2025	-	1	-	-	-	-	-	-	-	-	-	-	1	1	1
	2024	-	-	-	-	-	-	-	-	-	-	-	-	0	↔	0
<b>General Civil - Level 2</b>	2025	1	3	-	-	-	-	-	-	-	-	-	-	4	4	4
	2024	-	-	1	1	1	2	-	2	3	1	2	3	0	↔	16
<b>General Civil - Level 3</b>	2025	1	1	-	-	-	-	-	-	-	-	-	-	2	-60%	2
	2024	3	2	4	1	-	-	-	-	-	3	1	1	5	▼	15
<b>Miscellaneous Civil</b>	2025	29	36	-	-	-	-	-	-	-	-	-	-	65	20%	65
	2024	20	34	30	22	20	21	16	15	20	33	26	24	54	▲	281
<b>Misdemeanor</b>	2025	5	3	-	-	-	-	-	-	-	-	-	-	8	33%	8
	2024	3	3	4	9	2	2	1	2	16	16	1	5	6	▲	64
<b>Other</b>	2025	13	5	-	-	-	-	-	-	-	-	-	-	18	-47%	18
	2024	23	11	13	12	9	14	11	8	18	14	15	20	34	▼	168
<b>Other Criminally Related Matters</b>	2025	-	1	-	-	-	-	-	-	-	-	-	-	1	0%	1
	2024	1	-	-	-	-	1	-	4	-	-	1	1	1	↔	8
<b>Probates/Wills &amp; Trusts - Level 1</b>	2025	-	-	-	-	-	-	-	-	-	-	-	-	0	-100%	0
	2024	1	-	-	-	-	-	-	-	-	1	-	-	1	▼	2
<b>Probates/Wills &amp; Trusts - Level 2</b>	2025	-	-	-	-	-	-	-	-	-	-	-	-	0	-100%	0
	2024	1	1	-	1	-	1	-	-	-	-	-	-	2	▼	4
<b>Uncontested Divorce</b>	2025	-	1	-	-	-	-	-	-	-	-	-	-	1	-80%	1
	2024	1	4	1	3	2	-	3	1	1	2	1	1	5	▼	20

This report reflects the case management system. Numbers will update as reports are refreshed and posted. The case types reported may not necessitate judicial involvement.

Dashboard		Monthly Filings Summary		Jan --- Feb Filings	
<p><b>Court:</b> Cumberland Circuit  <b>Start/End Date:</b> Jan-24 / Feb-25  <b>2024 Average Month:</b> 55  <b>Jan-Feb 2024:</b> 110  <b>Filings Trending:</b> ▲</p>	<p><b>Circuit/Court ID:</b> 10 210049  <b>Type of Case:</b> Filings  <b>2025 Average Month:</b> 124  <b>Jan-Feb 2025 :</b> 247  <b>Overall AVG. Month:</b> 65</p>			<p style="text-align: center;"><b>247</b> 2025      <b>110</b> 2024</p>	

Filings by Division																
Divisions		Jan	Feb	Mar	Apr	May	Jun	Jul	Aug	Sep	Oct	Nov	Dec	Thru Feb	% Change	Total
<b>Total</b>	2025	193	54	-	-	-	-	-	-	-	-	-	-	247	125%	247
	2024	52	58	54	51	36	60	49	68	55	61	70	44	110	▲	658
<b>Civil</b>	2025	13	6	-	-	-	-	-	-	-	-	-	-	19	111%	19
	2024	5	4	2	3	4	1	6	7	7	9	5	5	9	▲	58
<b>Criminal</b>	2025	135	13	-	-	-	-	-	-	-	-	-	-	148	469%	148
	2024	5	21	11	14	11	38	15	20	20	20	37	3	26	▲	215
<b>Concealed Handgun Permits</b>	2025	40	27	-	-	-	-	-	-	-	-	-	-	67	46%	67
	2024	28	18	25	22	16	15	16	25	21	18	23	20	46	▲	247
<b>Miscellaneous/ Other</b>	2025	5	8	-	-	-	-	-	-	-	-	-	-	13	-55%	13
	2024	14	15	16	12	5	6	11	15	7	14	5	16	29	▼	136
<b>Civil</b>	2025	-	-	-	-	-	-	-	-	-	-	-	-	0	0	0
	2024	-	-	-	-	-	-	1	1	-	-	-	-	0	↔	2

Filings by Case Category																
Case Categories		Jan	Feb	Mar	Apr	May	Jun	Jul	Aug	Sep	Oct	Nov	Dec	Thru Feb	% Change	Total
<b>Contested Divorce</b>	2025	1	-	-	-	-	-	-	-	-	-	-	-	1	0%	1
	2024	1	-	-	-	1	-	-	1	-	1	-	-	1	↔	4
<b>Domestic and Family - Level 1</b>	2025	5	-	-	-	-	-	-	-	-	-	-	-	5	5	5
	2024	-	-	-	-	2	-	1	-	2	-	1	-	0	↔	6
<b>Domestic and Family - Level 2</b>	2025	-	2	-	-	-	-	-	-	-	-	-	-	2	100%	2
	2024	-	1	-	-	-	-	-	1	-	-	-	-	1	▲	2
<b>Felonies and Related Matters</b>	2025	133	10	-	-	-	-	-	-	-	-	-	-	143	522%	143
	2024	3	20	8	8	8	30	9	10	9	11	24	-	23	▲	140
<b>General Civil - Level 2</b>	2025	1	-	-	-	-	-	-	-	-	-	-	-	1	-50%	1
	2024	1	1	1	-	-	-	1	-	2	1	2	1	2	▼	10
<b>General Civil - Level 3</b>	2025	2	2	-	-	-	-	-	-	-	-	-	-	4	33%	4
	2024	2	1	-	1	-	-	2	2	3	5	1	3	3	▲	20
<b>Miscellaneous Civil</b>	2025	41	33	-	-	-	-	-	-	-	-	-	-	74	32%	74
	2024	36	20	33	26	19	19	18	32	23	21	25	33	56	▲	305
<b>Misdemeanor</b>	2025	1	-	-	-	-	-	-	-	-	-	-	-	1	-67%	1
	2024	2	1	3	4	3	8	5	10	11	9	12	2	3	▼	70
<b>Other</b>	2025	4	2	-	-	-	-	-	-	-	-	-	-	6	-68%	6
	2024	6	13	8	8	2	2	9	8	4	11	3	3	19	▼	77
<b>Other Criminally Related Matters</b>	2025	2	3	-	-	-	-	-	-	-	-	-	-	5	5	5
	2024	-	-	-	2	-	-	-	1	-	-	1	1	0	↔	5
<b>Probates/Wills &amp; Trusts - Level 2</b>	2025	-	-	-	-	-	-	-	-	-	-	-	-	0	-100%	0
	2024	1	-	-	1	-	-	-	1	-	-	-	-	1	▼	3
<b>Uncontested Divorce</b>	2025	3	2	-	-	-	-	-	-	-	-	-	-	5	400%	5
	2024	-	1	1	1	1	1	1	2	4	1	2	1	1	▲	16

This report reflects the case management system. Numbers will update as reports are refreshed and posted. The case types reported may not necessitate judicial involvement.

Dashboard		Monthly Filings Summary		Jan --- Feb Filings					
<p><b>Court:</b> Halifax Circuit  <b>Start/End Date:</b> Jan-24 / Feb-25  <b>2024 Average Month:</b> 208  <b>Jan-Feb 2024:</b> 486  <b>Filings Trending:</b> ▼</p>	<p><b>Circuit/Court ID:</b> 10 210083  <b>Type of Case:</b> Filings  <b>2025 Average Month:</b> 220  <b>Jan-Feb 2025 :</b> 439  <b>Overall AVG. Month:</b> 210</p>			<table border="1" style="margin: auto;"> <tr> <td style="width: 50%; text-align: center;">439</td> <td style="width: 50%; text-align: center;">486</td> </tr> <tr> <td style="text-align: center;">2025</td> <td style="text-align: center;">2024</td> </tr> </table>		439	486	2025	2024
439	486								
2025	2024								

Filings by Division																
Divisions		Jan	Feb	Mar	Apr	May	Jun	Jul	Aug	Sep	Oct	Nov	Dec	Thru Feb	% Change	Total
<b>Total</b>	2025	207	232	-	-	-	-	-	-	-	-	-	-	439	-10%	439
	2024	250	236	239	198	197	173	207	200	181	244	199	177	486	▼	2,501
<b>Civil</b>	2025	28	23	-	-	-	-	-	-	-	-	-	-	51	55%	51
	2024	15	18	25	23	32	19	26	19	15	32	21	26	33	▲	271
<b>Criminal</b>	2025	68	111	-	-	-	-	-	-	-	-	-	-	179	-30%	179
	2024	142	115	104	88	85	96	99	82	87	107	91	70	257	▼	1,166
<b>Concealed Handgun Permits</b>	2025	80	79	-	-	-	-	-	-	-	-	-	-	159	20%	159
	2024	66	66	64	61	48	29	38	49	57	65	54	54	132	▲	651
<b>Miscellaneous/ Other</b>	2025	31	18	-	-	-	-	-	-	-	-	-	-	49	-23%	49
	2024	27	37	46	26	32	29	43	50	22	40	33	27	64	▼	412
<b>Civil</b>	2025	-	1	-	-	-	-	-	-	-	-	-	-	1	1	1
	2024	-	-	-	-	-	-	1	-	-	-	-	-	0	↔	1

Filings by Case Category																
Case Categories		Jan	Feb	Mar	Apr	May	Jun	Jul	Aug	Sep	Oct	Nov	Dec	Thru Feb	% Change	Total
<b>Administrative Law</b>	2025	-	-	-	-	-	-	-	-	-	-	-	-	0	0	0
	2024	-	-	-	-	1	-	-	-	-	3	-	-	0	↔	4
<b>Contested Divorce</b>	2025	4	3	-	-	-	-	-	-	-	-	-	-	7	17%	7
	2024	4	2	2	4	2	-	6	2	3	3	3	3	6	▲	34
<b>Domestic and Family - Level 1</b>	2025	3	3	-	-	-	-	-	-	-	-	-	-	6	50%	6
	2024	1	3	4	1	10	1	5	1	1	10	3	3	4	▲	43
<b>Domestic and Family - Level 2</b>	2025	3	-	-	-	-	-	-	-	-	-	-	-	3	200%	3
	2024	1	-	3	-	2	1	-	1	-	1	1	-	1	▲	10
<b>Felonies and Related Matters</b>	2025	50	79	-	-	-	-	-	-	-	-	-	-	129	-23%	129
	2024	97	70	76	56	61	70	81	56	60	82	66	45	167	▼	820
<b>General Civil - Level 1</b>	2025	1	-	-	-	-	-	-	-	-	-	-	-	1	-50%	1
	2024	-	2	-	2	-	1	1	-	-	-	-	-	2	▼	6
<b>General Civil - Level 2</b>	2025	4	6	-	-	-	-	-	-	-	-	-	-	10	25%	10
	2024	4	4	1	3	4	3	-	4	3	4	4	10	8	▲	44
<b>General Civil - Level 3</b>	2025	5	8	-	-	-	-	-	-	-	-	-	-	13	225%	13
	2024	2	2	9	10	4	7	4	4	-	4	4	5	4	▲	55
<b>Miscellaneous Civil</b>	2025	90	88	-	-	-	-	-	-	-	-	-	-	178	13%	178
	2024	73	85	87	73	57	43	56	61	66	90	63	68	158	▲	822
<b>Misdemeanor</b>	2025	15	26	-	-	-	-	-	-	-	-	-	-	41	-50%	41
	2024	45	37	21	28	24	26	18	25	26	24	21	24	82	▼	319
<b>Other</b>	2025	22	8	-	-	-	-	-	-	-	-	-	-	30	-6%	30
	2024	15	17	21	13	21	16	24	38	12	15	21	9	32	▼	222
<b>Other Criminally Related Matters</b>	2025	3	6	-	-	-	-	-	-	-	-	-	-	9	0%	9
	2024	1	8	7	4	-	1	-	1	2	1	4	1	9	↔	30
<b>Probates/Wills &amp; Trusts - Level 1</b>	2025	-	-	-	-	-	-	-	-	-	-	-	-	0	0	0
	2024	-	-	-	-	1	-	1	-	-	-	-	-	0	↔	2
<b>Probates/Wills &amp; Trusts - Level 2</b>	2025	2	1	-	-	-	-	-	-	-	-	-	-	3	3	3
	2024	-	-	2	-	4	1	-	-	-	1	1	2	0	↔	11
<b>Protective Orders</b>	2025	-	-	-	-	-	-	-	-	-	-	-	-	0	0	0
	2024	-	-	-	-	-	-	2	-	-	-	-	-	0	↔	2
<b>Uncontested Divorce</b>	2025	5	4	-	-	-	-	-	-	-	-	-	-	9	-31%	9
	2024	7	6	6	4	6	3	9	7	8	6	8	7	13	▼	77

This report reflects the case management system. Numbers will update as reports are refreshed and posted. The case types reported may not necessitate judicial involvement.



# CPSS-CCMS-10.01 CASELOAD STATISTICS OF THE CIRCUIT COURTS

Lunenburg

January 2024 -- February 2025 Filings


Alexandria and Fairfax Circuit are not Included in State Totals.

## Dashboard

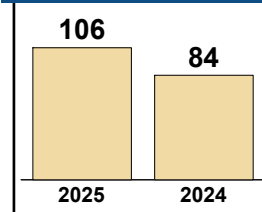
**Court:** Lunenburg Circuit  
**Start/End Date:** Jan-24 / Feb-25  
**2024 Average Month:** 49  
**Jan-Feb 2024:** 84  
**Filings Trending:** ▲

**Circuit/Court ID:** 10 210111  
**Type of Case:** Filings  
**2025 Average Month:** 53  
**Jan-Feb 2025 :** 106  
**Overall AVG. Month:** 50

## Monthly Filings Summary



## Jan --- Feb Filings



## Filings by Division

Divisions		Jan	Feb	Mar	Apr	May	Jun	Jul	Aug	Sep	Oct	Nov	Dec	Thru Feb	% Change	Total
<b>Total</b>	2025	59	47	-	-	-	-	-	-	-	-	-	-	106	26%	106
	2024	39	45	59	40	64	38	49	40	47	89	35	46	84	▲	591
<b>Civil</b>	2025	5	3	-	-	-	-	-	-	-	-	-	-	8	-27%	8
	2024	3	8	10	5	9	1	1	2	5	15	5	7	11	▼	71
<b>Criminal</b>	2025	15	11	-	-	-	-	-	-	-	-	-	-	26	4%	26
	2024	16	9	16	9	28	14	23	14	5	40	15	13	25	▲	202
<b>Concealed Handgun Permits</b>	2025	32	28	-	-	-	-	-	-	-	-	-	-	60	62%	60
	2024	13	24	24	21	24	17	19	20	32	24	11	23	37	▲	252
<b>Miscellaneous/ Other</b>	2025	7	5	-	-	-	-	-	-	-	-	-	-	12	9%	12
	2024	7	4	9	4	3	6	6	4	5	10	4	3	11	▲	65
<b>Civil</b>	2025	-	-	-	1	-	-	-	-	-	-	-	-	0	0	0
	2024	-	-	-	-	-	-	-	-	-	-	-	-	0	↔	1

## Filings by Case Category

Case Categories		Jan	Feb	Mar	Apr	May	Jun	Jul	Aug	Sep	Oct	Nov	Dec	Thru Feb	% Change	Total
<b>Contested Divorce</b>	2025	-	-	-	-	-	-	-	-	-	-	-	-	0	-100%	0
	2024	1	-	2	2	2	-	1	1	-	2	1	-	1	▼	12
<b>Domestic and Family - Level 1</b>	2025	-	-	-	-	-	-	-	-	-	-	-	-	0	-100%	0
	2024	-	1	2	-	-	-	-	-	-	2	1	-	1	▼	6
<b>Domestic and Family - Level 2</b>	2025	1	1	-	-	-	-	-	-	-	-	-	-	2	2	2
	2024	-	-	1	-	-	1	-	-	1	-	-	-	0	↔	3
<b>Felonies and Related Matters</b>	2025	12	10	-	-	-	-	-	-	-	-	-	-	22	0%	22
	2024	15	7	13	8	18	9	19	11	3	36	10	11	22	↔	160
<b>General Civil - Level 1</b>	2025	-	-	-	-	-	-	-	-	-	-	-	-	0	0	0
	2024	-	-	-	1	-	-	-	-	-	-	-	-	0	↔	1
<b>General Civil - Level 2</b>	2025	1	2	-	-	-	-	-	-	-	-	-	-	3	-40%	3
	2024	3	2	3	2	-	1	4	2	3	1	-	-	5	▼	21
<b>General Civil - Level 3</b>	2025	2	-	-	-	-	-	-	-	-	-	-	-	2	-60%	2
	2024	-	5	-	-	3	3	1	1	-	8	1	7	5	▼	29
<b>Miscellaneous Civil</b>	2025	39	31	-	-	-	-	-	-	-	-	-	-	70	59%	70
	2024	18	26	32	23	25	19	20	22	36	34	14	26	44	▲	295
<b>Misdemeanor</b>	2025	3	1	-	-	-	-	-	-	-	-	-	-	4	33%	4
	2024	1	2	3	-	2	2	2	2	2	4	4	1	3	▲	25
<b>Other</b>	2025	-	-	-	-	-	-	-	-	-	-	-	-	0	0	0
	2024	-	-	-	1	-	-	-	-	-	-	-	-	0	↔	1
<b>Other Criminally Related Matters</b>	2025	-	-	-	-	-	-	-	-	-	-	-	-	0	0	0
	2024	-	-	-	1	8	3	2	1	-	-	1	1	0	↔	17
<b>Protective Orders</b>	2025	-	-	-	-	-	-	-	-	-	-	-	-	0	0	0
	2024	-	-	1	-	-	-	-	-	2	1	2	-	0	↔	6
<b>Uncontested Divorce</b>	2025	1	2	-	-	-	-	-	-	-	-	-	-	3	0%	3
	2024	1	2	2	2	6	-	-	-	-	1	1	-	3	↔	15

This report reflects the case management system. Numbers will update as reports are refreshed and posted. The case types reported may not necessitate judicial involvement.

# CPSS-CCMS-10.01 CASELOAD STATISTICS OF THE CIRCUIT COURTS

Mecklenburg

January 2024 -- February 2025 Filings


Alexandria and Fairfax Circuit are not Included in State Totals.

## Dashboard

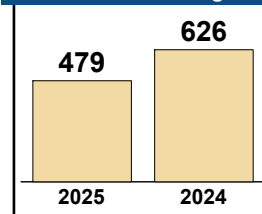
**Court:** Mecklenburg Circuit  
**Start/End Date:** Jan-24 / Feb-25  
**2024 Average Month:** 250  
**Jan-Feb 2024:** 626  
**Filings Trending:** ▼

**Circuit/Court ID:** 10 210117  
**Type of Case:** Filings  
**2025 Average Month:** 240  
**Jan-Feb 2025 :** 479  
**Overall AVG. Month:** 249

## Monthly Filings Summary



## Jan --- Feb Filings



## Filings by Division

Divisions		Jan	Feb	Mar	Apr	May	Jun	Jul	Aug	Sep	Oct	Nov	Dec	Thru Feb	% Change	Total
<b>Total</b>	2025	256	223	-	-	-	-	-	-	-	-	-	-	479	-23%	479
	2024	343	283	270	290	209	258	176	229	227	304	183	230	626	▼	3,002
<b>Civil</b>	2025	40	33	-	-	-	-	-	-	-	-	-	-	73	-14%	73
	2024	40	45	36	36	37	47	27	41	62	52	36	33	85	▼	492
<b>Criminal</b>	2025	89	100	-	-	-	-	-	-	-	-	-	-	189	-40%	189
	2024	186	128	132	163	73	134	65	87	104	148	73	101	314	▼	1,394
<b>Concealed Handgun Permits</b>	2025	88	61	-	-	-	-	-	-	-	-	-	-	149	8%	149
	2024	76	62	62	52	57	40	50	67	39	66	41	64	138	▲	676
<b>Miscellaneous/ Other</b>	2025	38	29	-	-	-	-	-	-	-	-	-	-	67	-23%	67
	2024	40	47	37	39	41	36	30	34	22	38	33	31	87	▼	428
<b>Civil</b>	2025	1	-	-	-	-	-	-	-	-	-	-	-	1	-50%	1
	2024	1	1	3	-	1	1	4	-	-	-	-	1	2	▼	12

## Filings by Case Category

Case Categories		Jan	Feb	Mar	Apr	May	Jun	Jul	Aug	Sep	Oct	Nov	Dec	Thru Feb	% Change	Total
<b>Administrative Law</b>	2025	-	1	-	-	-	-	-	-	-	-	-	-	1	1	1
	2024	-	-	-	-	-	-	-	1	-	-	1	-	0	↔	2
<b>Aggravated Murder</b>	2025	-	-	-	-	-	-	-	-	-	-	-	-	0	0	0
	2024	-	-	-	-	-	3	-	-	-	-	-	-	0	↔	3
<b>Contested Divorce</b>	2025	3	5	-	-	-	-	-	-	-	-	-	-	8	-64%	8
	2024	10	12	10	10	11	7	4	3	8	10	9	6	22	▼	100
<b>Domestic and Family - Level 1</b>	2025	7	3	-	-	-	-	-	-	-	-	-	-	10	100%	10
	2024	4	1	2	2	-	3	2	3	-	-	-	6	5	▲	23
<b>Domestic and Family - Level 2</b>	2025	1	-	-	-	-	-	-	-	-	-	-	-	1	-50%	1
	2024	1	1	-	1	1	1	-	-	1	1	1	1	2	▼	9
<b>Felonies and Related Matters</b>	2025	62	72	-	-	-	-	-	-	-	-	-	-	134	-44%	134
	2024	157	81	68	121	51	82	29	54	73	85	56	71	238	▼	928
<b>General Civil - Level 1</b>	2025	-	-	-	-	-	-	-	-	-	-	-	-	0	0	0
	2024	-	-	-	-	1	1	-	1	1	1	-	-	0	↔	5
<b>General Civil - Level 2</b>	2025	7	3	-	-	-	-	-	-	-	-	-	-	10	25%	10
	2024	6	2	3	6	8	9	2	7	5	7	5	4	8	▲	64
<b>General Civil - Level 3</b>	2025	1	1	-	-	-	-	-	-	-	-	-	-	2	-67%	2
	2024	-	6	2	4	-	-	2	2	28	8	1	1	6	▼	54
<b>Miscellaneous Civil</b>	2025	102	75	-	-	-	-	-	-	-	-	-	-	177	7%	177
	2024	85	80	73	63	68	51	62	82	46	86	56	78	165	▲	830
<b>Misdemeanor</b>	2025	24	20	-	-	-	-	-	-	-	-	-	-	44	-20%	44
	2024	23	32	60	36	11	44	26	28	26	48	15	21	55	▼	370
<b>Other</b>	2025	24	15	-	-	-	-	-	-	-	-	-	-	39	-30%	39
	2024	31	25	29	24	30	29	22	19	15	16	18	16	56	▼	274
<b>Other Criminally Related Matters</b>	2025	3	8	-	-	-	-	-	-	-	-	-	-	11	-48%	11
	2024	6	15	4	6	11	5	12	5	5	15	2	12	21	▼	98
<b>Probates/Wills &amp; Trusts - Level 1</b>	2025	1	-	-	-	-	-	-	-	-	-	-	-	1	1	1
	2024	-	-	1	1	1	-	-	2	-	1	-	-	0	↔	6
<b>Probates/Wills &amp; Trusts - Level 2</b>	2025	-	2	-	-	-	-	-	-	-	-	-	-	2	-50%	2
	2024	2	2	-	2	-	1	-	-	2	1	1	1	4	▼	12
<b>Uncontested Divorce</b>	2025	21	18	-	-	-	-	-	-	-	-	-	-	39	-11%	39
	2024	18	26	18	14	16	22	15	22	17	25	12	19	44	▼	224

This report reflects the case management system. Numbers will update as reports are refreshed and posted. The case types reported may not necessitate judicial involvement.

Dashboard		Monthly Filings Summary		Jan --- Feb Filings	
<b>Court:</b> Prince Edward Circuit	<b>Circuit/Court ID:</b> 10 210147				
<b>Start/End Date:</b> Jan-24 / Feb-25	<b>Type of Case:</b> Filings				
<b>2024 Average Month:</b> 119	<b>2025 Average Month:</b> 100				
<b>Jan-Feb 2024:</b> 213	<b>Jan-Feb 2025 :</b> 199				
<b>Filings Trending:</b> ▼	<b>Overall AVG. Month:</b> 116				

Filings by Division																
Divisions		Jan	Feb	Mar	Apr	May	Jun	Jul	Aug	Sep	Oct	Nov	Dec	Thru Feb	% Change	Total
<b>Total</b>	2025	105	94	-	-	-	-	-	-	-	-	-	-	199	-7%	199
	2024	122	91	110	210	105	86	87	121	138	139	117	99	213	▼	1,425
<b>Civil</b>	2025	7	21	-	-	-	-	-	-	-	-	-	-	28	87%	28
	2024	9	6	12	20	16	9	11	16	15	21	6	10	15	▲	151
<b>Criminal</b>	2025	49	35	-	-	-	-	-	-	-	-	-	-	84	-8%	84
	2024	63	28	55	146	48	47	41	63	84	53	59	38	91	▼	725
<b>Concealed Handgun Permits</b>	2025	33	27	-	-	-	-	-	-	-	-	-	-	60	2%	60
	2024	26	33	20	15	24	21	19	27	18	35	27	23	59	▲	288
<b>Miscellaneous/ Other</b>	2025	16	11	-	-	-	-	-	-	-	-	-	-	27	-43%	27
	2024	24	23	23	29	17	9	16	15	21	30	25	28	47	▼	260
<b>Civil</b>	2025	-	-	-	-	-	-	-	-	-	-	-	-	0	-100%	0
	2024	-	1	-	-	-	-	-	-	-	-	-	-	1	▼	1

Filings by Case Category																
Case Categories		Jan	Feb	Mar	Apr	May	Jun	Jul	Aug	Sep	Oct	Nov	Dec	Thru Feb	% Change	Total
<b>Administrative Law</b>	2025	-	-	-	-	-	-	-	-	-	-	-	-	0	0	0
	2024	-	-	-	1	-	-	-	-	-	-	-	1	0	↔	2
<b>Contested Divorce</b>	2025	-	-	-	-	-	-	-	-	-	-	-	-	0	-100%	0
	2024	2	1	2	1	4	-	4	2	2	-	-	-	3	▼	18
<b>Domestic and Family - Level 1</b>	2025	-	6	-	-	-	-	-	-	-	-	-	-	6	6	6
	2024	-	-	1	4	-	-	-	3	4	-	-	1	0	↔	13
<b>Domestic and Family - Level 2</b>	2025	-	-	-	-	-	-	-	-	-	-	-	-	0	0	0
	2024	-	-	1	-	1	-	-	1	-	1	-	-	0	↔	4
<b>Felonies and Related Matters</b>	2025	33	26	-	-	-	-	-	-	-	-	-	-	59	-14%	59
	2024	61	8	44	129	38	31	32	54	70	28	47	24	69	▼	566
<b>General Civil - Level 1</b>	2025	-	2	-	-	-	-	-	-	-	-	-	-	2	2	2
	2024	-	-	-	-	-	-	-	-	-	-	-	-	0	↔	0
<b>General Civil - Level 2</b>	2025	1	4	-	-	-	-	-	-	-	-	-	-	5	-17%	5
	2024	2	4	5	4	5	5	1	3	3	6	4	4	6	▼	46
<b>General Civil - Level 3</b>	2025	2	3	-	-	-	-	-	-	-	-	-	-	5	150%	5
	2024	-	2	2	2	1	2	-	2	2	8	2	3	2	▲	26
<b>Miscellaneous Civil</b>	2025	36	31	-	-	-	-	-	-	-	-	-	-	67	-14%	67
	2024	36	42	36	27	29	28	26	34	29	45	37	39	78	▼	408
<b>Misdemeanor</b>	2025	17	9	-	-	-	-	-	-	-	-	-	-	26	24%	26
	2024	3	18	8	17	9	14	9	7	12	23	11	11	21	▲	142
<b>Other</b>	2025	12	7	-	-	-	-	-	-	-	-	-	-	19	-27%	19
	2024	14	12	7	17	12	3	10	8	10	20	14	10	26	▼	137
<b>Other Criminally Related Matters</b>	2025	-	1	-	-	-	-	-	-	-	-	-	-	1	-50%	1
	2024	-	2	3	1	1	2	-	2	2	3	1	3	2	▼	20
<b>Probates/Wills &amp; Trusts - Level 1</b>	2025	-	-	-	-	-	-	-	-	-	-	-	-	0	-100%	0
	2024	1	-	-	-	-	-	-	-	-	-	-	-	1	▼	1
<b>Probates/Wills &amp; Trusts - Level 2</b>	2025	1	2	-	-	-	-	-	-	-	-	-	-	3	200%	3
	2024	1	-	1	1	2	-	1	-	2	2	-	-	1	▲	10
<b>Protective Orders</b>	2025	-	-	-	-	-	-	-	-	-	-	-	-	0	0	0
	2024	-	-	-	-	1	-	2	1	-	-	-	1	0	↔	5
<b>Uncontested Divorce</b>	2025	3	3	-	-	-	-	-	-	-	-	-	-	6	50%	6
	2024	2	2	-	6	2	1	2	4	2	3	1	2	4	▲	27


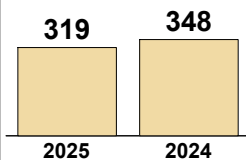
This report reflects the case management system. Numbers will update as reports are refreshed and posted. The case types reported may not necessitate judicial involvement.

Dashboard		Monthly Filings Summary		Jan --- Feb Filings	
<p><b>Court:</b> Amelia Circuit  <b>Start/End Date:</b> Jan-24 / Feb-25  <b>2024 Average Month:</b> 82  <b>Jan-Feb 2024:</b> 179  <b>Filings Trending:</b> ▲</p>	<p><b>Circuit/Court ID:</b> 11 211007  <b>Type of Case:</b> Filings  <b>2025 Average Month:</b> 159  <b>Jan-Feb 2025 :</b> 317  <b>Overall AVG. Month:</b> 93</p>			<p style="text-align: center;"><b>317</b> (2025) vs <b>179</b> (2024)</p>	

Filings by Division																
Divisions		Jan	Feb	Mar	Apr	May	Jun	Jul	Aug	Sep	Oct	Nov	Dec	Thru Feb	% Change	Total
<b>Total</b>	2025	96	221	-	-	-	-	-	-	-	-	-	-	317	77%	317
	2024	85	94	59	69	65	80	85	67	104	125	57	93	179	▲	983
<b>Civil</b>	2025	12	8	-	-	-	-	-	-	-	-	-	-	20	25%	20
	2024	6	10	9	8	13	9	4	8	2	6	9	9	16	▲	93
<b>Criminal</b>	2025	14	154	-	-	-	-	-	-	-	-	-	-	168	310%	168
	2024	22	19	7	16	13	24	37	16	43	46	9	45	41	▲	297
<b>Concealed Handgun Permits</b>	2025	43	46	-	-	-	-	-	-	-	-	-	-	89	-2%	89
	2024	46	45	32	33	28	30	26	30	42	63	31	31	91	▼	437
<b>Miscellaneous/ Other</b>	2025	21	12	-	-	-	-	-	-	-	-	-	-	33	10%	33
	2024	10	20	11	12	11	17	18	13	16	10	8	8	30	▲	154
<b>Civil</b>	2025	6	1	-	-	-	-	-	-	-	-	-	-	7	600%	7
	2024	1	-	-	-	-	-	-	-	-	1	-	-	1	▲	2

Filings by Case Category																
Case Categories		Jan	Feb	Mar	Apr	May	Jun	Jul	Aug	Sep	Oct	Nov	Dec	Thru Feb	% Change	Total
<b>Contested Divorce</b>	2025	2	3	-	-	-	-	-	-	-	-	-	-	5	67%	5
	2024	-	3	-	2	2	1	-	1	-	2	1	1	3	▲	13
<b>Domestic and Family - Level 1</b>	2025	-	2	-	-	-	-	-	-	-	-	-	-	2	100%	2
	2024	-	1	2	2	2	-	-	1	-	-	-	-	1	▲	8
<b>Domestic and Family - Level 2</b>	2025	1	-	-	-	-	-	-	-	-	-	-	-	1	1	1
	2024	-	-	-	-	-	1	-	2	1	-	2	-	0	↔	6
<b>Felonies and Related Matters</b>	2025	10	146	-	-	-	-	-	-	-	-	-	-	156	403%	156
	2024	18	13	3	12	9	19	11	9	30	20	6	26	31	▲	176
<b>General Civil - Level 1</b>	2025	-	-	-	-	-	-	-	-	-	-	-	-	0	-100%	0
	2024	1	-	-	-	-	-	1	-	-	-	-	1	1	▼	3
<b>General Civil - Level 2</b>	2025	3	1	-	-	-	-	-	-	-	-	-	-	4	100%	4
	2024	2	-	2	2	2	2	3	1	1	2	2	4	2	▲	23
<b>General Civil - Level 3</b>	2025	2	1	-	-	-	-	-	-	-	-	-	-	3	-40%	3
	2024	3	2	1	-	5	3	1	1	1	2	1	1	5	▼	21
<b>Miscellaneous Civil</b>	2025	54	50	-	-	-	-	-	-	-	-	-	-	104	-1%	104
	2024	49	56	39	39	36	35	37	35	46	67	38	37	105	▼	514
<b>Misdemeanor</b>	2025	4	6	-	-	-	-	-	-	-	-	-	-	10	0%	10
	2024	4	6	2	4	3	5	26	5	9	26	3	18	10	↔	111
<b>Other</b>	2025	13	8	-	-	-	-	-	-	-	-	-	-	21	31%	21
	2024	7	9	3	5	3	11	5	7	12	5	1	1	16	▲	69
<b>Other Criminally Related Matters</b>	2025	-	2	-	-	-	-	-	-	-	-	-	-	2	100%	2
	2024	-	1	2	-	1	1	-	2	4	-	-	1	1	▲	12
<b>Probates/Wills &amp; Trusts - Level 2</b>	2025	-	-	-	-	-	-	-	-	-	-	-	-	0	0	0
	2024	-	-	1	1	-	-	-	-	-	-	-	1	0	↔	3
<b>Uncontested Divorce</b>	2025	7	2	-	-	-	-	-	-	-	-	-	-	9	125%	9
	2024	1	3	4	2	2	2	1	3	-	1	2	3	4	▲	24

This report reflects the case management system. Numbers will update as reports are refreshed and posted. The case types reported may not necessitate judicial involvement.

Dashboard		Monthly Filings Summary		Jan --- Feb Filings	
<b>Court:</b> Dinwiddie Circuit	<b>Circuit/Court ID:</b> 11 211053				
<b>Start/End Date:</b> Jan-24 / Feb-25	<b>Type of Case:</b> Filings				
<b>2024 Average Month:</b> 150	<b>2025 Average Month:</b> 160				
<b>Jan-Feb 2024:</b> 348	<b>Jan-Feb 2025 :</b> 319				
<b>Filings Trending:</b> ▼	<b>Overall AVG. Month:</b> 151				

Filings by Division																
Divisions		Jan	Feb	Mar	Apr	May	Jun	Jul	Aug	Sep	Oct	Nov	Dec	Thru Feb	% Change	Total
<b>Total</b>	2025	163	156	-	-	-	-	-	-	-	-	-	-	319	-8%	319
	2024	182	166	171	164	139	97	117	138	149	166	147	159	348	▼	1,795
<b>Civil</b>	2025	15	22	-	-	-	-	-	-	-	-	-	-	37	-12%	37
	2024	18	24	17	21	17	14	15	33	27	21	19	25	42	▼	251
<b>Criminal</b>	2025	36	40	-	-	-	-	-	-	-	-	-	-	76	-49%	76
	2024	85	65	59	65	51	36	42	34	42	36	41	42	150	▼	598
<b>Concealed Handgun Permits</b>	2025	90	78	-	-	-	-	-	-	-	-	-	-	168	29%	168
	2024	63	67	71	56	45	40	53	54	54	81	69	69	130	▲	722
<b>Miscellaneous/ Other</b>	2025	21	16	-	-	-	-	-	-	-	-	-	-	37	42%	37
	2024	16	10	21	22	26	7	7	17	22	25	16	23	26	▲	212
<b>Civil</b>	2025	1	-	-	-	-	-	-	-	-	-	-	-	1	1	1
	2024	-	-	3	-	-	-	-	-	4	3	2	-	0	↔	12

Filings by Case Category																
Case Categories		Jan	Feb	Mar	Apr	May	Jun	Jul	Aug	Sep	Oct	Nov	Dec	Thru Feb	% Change	Total
<b>Administrative Law</b>	2025	-	-	-	-	-	-	-	-	-	-	-	-	0	0	0
	2024	-	-	1	-	-	-	-	-	-	-	1	-	0	↔	2
<b>Aggravated Murder</b>	2025	1	-	-	-	-	-	-	-	-	-	-	-	1	1	1
	2024	-	-	-	-	-	-	-	-	-	-	-	-	0	↔	0
<b>Contested Divorce</b>	2025	3	1	-	-	-	-	-	-	-	-	-	-	4	-43%	4
	2024	3	4	1	2	-	4	2	2	3	2	3	4	7	▼	30
<b>Domestic and Family - Level 1</b>	2025	-	1	-	-	-	-	-	-	-	-	-	-	1	-88%	1
	2024	3	5	3	1	3	-	2	5	8	5	1	4	8	▼	40
<b>Domestic and Family - Level 2</b>	2025	2	-	-	-	-	-	-	-	-	-	-	-	2	0%	2
	2024	-	2	2	2	5	-	-	-	-	3	-	1	2	↔	15
<b>Felonies and Related Matters</b>	2025	18	17	-	-	-	-	-	-	-	-	-	-	35	-61%	35
	2024	45	45	28	49	22	22	22	14	25	19	26	20	90	▼	337
<b>General Civil - Level 1</b>	2025	-	-	-	-	-	-	-	-	-	-	-	-	0	-100%	0
	2024	-	1	-	-	-	-	-	-	-	-	-	-	1	▼	1
<b>General Civil - Level 2</b>	2025	2	11	-	-	-	-	-	-	-	-	-	-	13	117%	13
	2024	5	1	3	5	4	3	4	2	3	1	5	8	6	▲	44
<b>General Civil - Level 3</b>	2025	2	1	-	-	-	-	-	-	-	-	-	-	3	-70%	3
	2024	6	4	3	3	3	2	1	19	4	3	3	2	10	▼	53
<b>Miscellaneous Civil</b>	2025	112	92	-	-	-	-	-	-	-	-	-	-	204	32%	204
	2024	79	76	90	78	67	48	60	71	74	104	83	92	155	▲	922
<b>Misdemeanor</b>	2025	14	17	-	-	-	-	-	-	-	-	-	-	31	-33%	31
	2024	28	18	24	14	24	11	16	14	17	10	7	18	46	▼	201
<b>Other</b>	2025	2	-	-	-	-	-	-	-	-	-	-	-	2	100%	2
	2024	-	1	5	-	1	-	-	-	7	3	2	2	1	▲	21
<b>Other Criminally Related Matters</b>	2025	3	7	-	-	-	-	-	-	-	-	-	-	10	-29%	10
	2024	12	2	7	3	5	3	5	6	2	7	8	4	14	▼	64
<b>Probates/Wills &amp; Trusts - Level 1</b>	2025	1	-	-	-	-	-	-	-	-	-	-	-	1	1	1
	2024	-	-	-	-	-	-	1	-	-	1	-	-	0	↔	2
<b>Probates/Wills &amp; Trusts - Level 2</b>	2025	-	2	-	-	-	-	-	-	-	-	-	-	2	0%	2
	2024	1	1	2	1	1	2	3	1	1	2	1	-	2	↔	16
<b>Uncontested Divorce</b>	2025	3	7	-	-	-	-	-	-	-	-	-	-	10	67%	10
	2024	-	6	2	6	4	2	1	4	5	5	8	4	6	▲	47

This report reflects the case management system. Numbers will update as reports are refreshed and posted. The case types reported may not necessitate judicial involvement.

Dashboard		Monthly Filings Summary		Jan --- Feb Filings	
<b>Court:</b> Nottoway Circuit	<b>Circuit/Court ID:</b> 11 211135				
<b>Start/End Date:</b> Jan-24 / Feb-25	<b>Type of Case:</b> Filings				
<b>2024 Average Month:</b> 112	<b>2025 Average Month:</b> 78				
<b>Jan-Feb 2024:</b> 218	<b>Jan-Feb 2025 :</b> 156				
<b>Filings Trending:</b> ▼	<b>Overall AVG. Month:</b> 107				

Filings by Division																
Divisions		Jan	Feb	Mar	Apr	May	Jun	Jul	Aug	Sep	Oct	Nov	Dec	Thru Feb	% Change	Total
<b>Total</b>	2025	84	72	-	-	-	-	-	-	-	-	-	-	156	-28%	156
	2024	94	124	81	175	108	111	85	145	91	83	121	126	218	▼	1,344
<b>Civil</b>	2025	12	19	-	-	-	-	-	-	-	-	-	-	31	-46%	31
	2024	10	47	7	113	9	60	8	66	16	12	13	32	57	▼	393
<b>Criminal</b>	2025	25	21	-	-	-	-	-	-	-	-	-	-	46	-39%	46
	2024	45	30	31	27	65	21	38	31	48	38	68	50	75	▼	492
<b>Concealed Handgun Permits</b>	2025	33	20	-	-	-	-	-	-	-	-	-	-	53	-2%	53
	2024	23	31	28	25	24	14	18	22	18	22	29	24	54	▼	278
<b>Miscellaneous/ Other</b>	2025	14	12	-	-	-	-	-	-	-	-	-	-	26	-19%	26
	2024	16	16	15	9	10	16	21	26	9	11	11	20	32	▼	180
<b>Civil</b>	2025	-	-	-	-	-	-	-	-	-	-	-	-	0	0	0
	2024	-	-	-	1	-	-	-	-	-	-	-	-	0	↔	1

Filings by Case Category																
Case Categories		Jan	Feb	Mar	Apr	May	Jun	Jul	Aug	Sep	Oct	Nov	Dec	Thru Feb	% Change	Total
<b>Administrative Law</b>	2025	-	1	-	-	-	-	-	-	-	-	-	-	1	1	1
	2024	-	-	-	2	-	-	1	-	1	1	-	-	0	↔	5
<b>Contested Divorce</b>	2025	1	-	-	-	-	-	-	-	-	-	-	-	1	-67%	1
	2024	2	1	1	1	2	-	-	2	2	2	2	2	3	▼	17
<b>Domestic and Family - Level 1</b>	2025	4	-	-	-	-	-	-	-	-	-	-	-	4	4	4
	2024	-	-	-	-	-	1	-	-	2	-	-	-	0	↔	3
<b>Domestic and Family - Level 2</b>	2025	1	13	-	-	-	-	-	-	-	-	-	-	14	-64%	14
	2024	2	37	2	104	1	52	2	55	2	1	3	23	39	▼	284
<b>Felonies and Related Matters</b>	2025	13	15	-	-	-	-	-	-	-	-	-	-	28	-42%	28
	2024	31	17	22	15	37	10	19	21	16	21	40	24	48	▼	273
<b>General Civil - Level 1</b>	2025	-	-	-	-	-	-	-	-	-	-	-	-	0	-100%	0
	2024	1	-	-	-	-	-	-	-	-	-	-	-	1	▼	1
<b>General Civil - Level 2</b>	2025	1	2	-	-	-	-	-	-	-	-	-	-	3	50%	3
	2024	1	1	-	1	-	2	2	3	3	1	2	7	2	▲	23
<b>General Civil - Level 3</b>	2025	-	4	-	-	-	-	-	-	-	-	-	-	4	-67%	4
	2024	8	4	4	3	4	3	3	1	3	4	-	3	12	▼	40
<b>Miscellaneous Civil</b>	2025	42	28	-	-	-	-	-	-	-	-	-	-	70	-4%	70
	2024	31	42	41	32	33	24	27	34	25	28	34	36	73	▼	387
<b>Misdemeanor</b>	2025	14	1	-	-	-	-	-	-	-	-	-	-	15	-35%	15
	2024	12	11	9	6	25	9	19	8	5	5	25	17	23	▼	151
<b>Other</b>	2025	5	1	-	-	-	-	-	-	-	-	-	-	6	-33%	6
	2024	4	5	1	3	2	4	10	12	4	3	6	1	9	▼	55
<b>Other Criminally Related Matters</b>	2025	-	5	-	-	-	-	-	-	-	-	-	-	5	25%	5
	2024	2	2	-	6	3	2	-	2	27	12	5	10	4	▲	71
<b>Probates/Wills &amp; Trusts - Level 1</b>	2025	-	-	-	-	-	-	-	-	-	-	-	-	0	0	0
	2024	-	-	-	1	-	-	-	-	-	-	-	-	0	↔	1
<b>Probates/Wills &amp; Trusts - Level 2</b>	2025	1	-	-	-	-	-	-	-	-	-	-	-	1	0%	1
	2024	-	1	-	-	1	2	1	3	1	1	-	-	1	↔	10
<b>Uncontested Divorce</b>	2025	2	2	-	-	-	-	-	-	-	-	-	-	4	33%	4
	2024	-	3	1	1	-	2	1	4	-	4	4	3	3	▲	23

This report reflects the case management system. Numbers will update as reports are refreshed and posted. The case types reported may not necessitate judicial involvement.



Dashboard		Monthly Filings Summary		Jan --- Feb Filings	
<p><b>Court:</b> Powhatan Circuit  <b>Start/End Date:</b> Jan-24 / Feb-25  <b>2024 Average Month:</b> 149  <b>Jan-Feb 2024:</b> 304  <b>Filings Trending:</b> ▲</p>	<p><b>Circuit/Court ID:</b> 11 211145  <b>Type of Case:</b> Filings  <b>2025 Average Month:</b> 175  <b>Jan-Feb 2025 :</b> 349  <b>Overall AVG. Month:</b> 153</p>				

Filings by Division																
Divisions		Jan	Feb	Mar	Apr	May	Jun	Jul	Aug	Sep	Oct	Nov	Dec	Thru Feb	% Change	Total
<b>Total</b>	2025	177	172	-	-	-	-	-	-	-	-	-	-	349	15%	349
	2024	180	124	173	147	144	132	132	148	144	187	121	161	304	▲	1,793
<b>Civil</b>	2025	16	16	-	-	-	-	-	-	-	-	-	-	32	45%	32
	2024	16	6	20	13	16	18	12	14	11	22	19	12	22	▲	179
<b>Criminal</b>	2025	18	32	-	-	-	-	-	-	-	-	-	-	50	28%	50
	2024	15	24	30	11	28	26	18	31	26	37	22	40	39	▲	308
<b>Concealed Handgun Permits</b>	2025	122	96	-	-	-	-	-	-	-	-	-	-	218	20%	218
	2024	112	70	100	103	77	65	73	76	72	91	62	84	182	▲	985
<b>Miscellaneous/ Other</b>	2025	20	28	-	-	-	-	-	-	-	-	-	-	48	-21%	48
	2024	37	24	23	20	22	23	29	27	34	37	18	23	61	▼	317
<b>Civil</b>	2025	1	-	-	-	-	-	-	-	-	-	-	-	1	1	1
	2024	-	-	-	-	1	-	-	-	1	-	-	2	0	↔	4

Filings by Case Category																
Case Categories		Jan	Feb	Mar	Apr	May	Jun	Jul	Aug	Sep	Oct	Nov	Dec	Thru Feb	% Change	Total
<b>Administrative Law</b>	2025	1	-	-	-	-	-	-	-	-	-	-	-	1	0%	1
	2024	1	-	-	-	-	-	-	-	1	-	-	1	1	↔	3
<b>Contested Divorce</b>	2025	2	3	-	-	-	-	-	-	-	-	-	-	5	67%	5
	2024	-	3	5	2	2	1	2	2	1	8	8	2	3	▲	36
<b>Domestic and Family - Level 1</b>	2025	1	-	-	-	-	-	-	-	-	-	-	-	1	-75%	1
	2024	4	-	-	1	3	3	2	2	-	1	1	4	4	▼	21
<b>Domestic and Family - Level 2</b>	2025	-	-	-	-	-	-	-	-	-	-	-	-	0	0	0
	2024	-	-	1	-	1	2	1	1	-	4	-	1	0	↔	11
<b>Felonies and Related Matters</b>	2025	17	29	-	-	-	-	-	-	-	-	-	-	46	44%	46
	2024	11	21	17	8	8	12	13	25	16	25	14	28	32	▲	198
<b>General Civil - Level 2</b>	2025	4	5	-	-	-	-	-	-	-	-	-	-	9	13%	9
	2024	6	2	8	3	5	5	4	6	5	2	4	1	8	▲	51
<b>General Civil - Level 3</b>	2025	3	1	-	-	-	-	-	-	-	-	-	-	4	4	4
	2024	-	-	2	1	1	4	-	-	2	2	1	-	0	↔	13
<b>Miscellaneous Civil</b>	2025	132	110	-	-	-	-	-	-	-	-	-	-	242	10%	242
	2024	131	89	117	113	92	76	93	87	93	111	70	102	220	▲	1,174
<b>Misdemeanor</b>	2025	2	2	-	-	-	-	-	-	-	-	-	-	4	0%	4
	2024	1	3	12	3	10	9	4	2	10	12	8	11	4	↔	85
<b>Other</b>	2025	11	13	-	-	-	-	-	-	-	-	-	-	24	14%	24
	2024	18	3	5	9	6	9	8	12	12	16	8	7	21	▲	113
<b>Other Criminally Related Matters</b>	2025	-	1	-	-	-	-	-	-	-	-	-	-	1	-67%	1
	2024	3	-	1	2	10	5	1	4	-	-	-	1	3	▼	27
<b>Probates/Wills &amp; Trusts - Level 1</b>	2025	-	-	-	-	-	-	-	-	-	-	-	-	0	0	0
	2024	-	-	-	-	-	-	-	1	-	-	-	-	0	↔	1
<b>Probates/Wills &amp; Trusts - Level 2</b>	2025	1	1	-	-	-	-	-	-	-	-	-	-	2	100%	2
	2024	1	-	1	-	2	-	-	-	1	1	2	-	1	▲	8
<b>Protective Orders</b>	2025	-	1	-	-	-	-	-	-	-	-	-	-	1	1	1
	2024	-	-	1	-	-	-	-	-	-	-	-	-	0	↔	1
<b>Uncontested Divorce</b>	2025	3	6	-	-	-	-	-	-	-	-	-	-	9	29%	9
	2024	4	3	3	5	4	6	4	6	3	5	5	3	7	▲	51

This report reflects the case management system. Numbers will update as reports are refreshed and posted. The case types reported may not necessitate judicial involvement.

Dashboard	Monthly Filings Summary	Jan --- Feb Filings
<p><b>Court:</b> Petersburg Circuit  <b>Start/End Date:</b> Jan-24 / Feb-25  <b>2024 Average Month:</b> 264  <b>Jan-Feb 2024:</b> 518  <b>Filings Trending:</b> ↔</p>	<p><b>Circuit/Court ID:</b> 11 211730  <b>Type of Case:</b> Filings  <b>2025 Average Month:</b> 257  <b>Jan-Feb 2025 :</b> 514  <b>Overall AVG. Month:</b> 263</p> <p style="text-align: center;">Jan 24 - Feb 25</p>	<p style="text-align: center;"><b>514</b>      <b>518</b></p> <p style="text-align: center;">2025      2024</p>

Filings by Division																
Divisions		Jan	Feb	Mar	Apr	May	Jun	Jul	Aug	Sep	Oct	Nov	Dec	Thru Feb	% Change	Total
<b>Total</b>	2025	243	271	-	-	-	-	-	-	-	-	-	-	514	-1%	514
	2024	248	270	349	356	308	238	229	262	195	280	207	225	518	▼	3,167
<b>Civil</b>	2025	37	28	-	-	-	-	-	-	-	-	-	-	65	-20%	65
	2024	44	37	50	50	31	29	28	45	39	26	28	38	81	▼	445
<b>Criminal</b>	2025	131	180	-	-	-	-	-	-	-	-	-	-	311	26%	311
	2024	105	141	191	190	169	124	117	122	90	175	118	114	246	▲	1,656
<b>Concealed Handgun Permits</b>	2025	25	24	-	-	-	-	-	-	-	-	-	-	49	-6%	49
	2024	23	29	29	38	27	27	34	26	24	15	21	23	52	▼	316
<b>Miscellaneous/ Other</b>	2025	50	38	-	-	-	-	-	-	-	-	-	-	88	-36%	88
	2024	75	63	77	77	81	57	50	68	42	63	39	50	138	▼	742
<b>Civil</b>	2025	-	1	-	-	-	-	-	-	-	-	-	-	1	0%	1
	2024	1	-	2	1	-	1	-	1	-	1	1	-	1	↔	8

Filings by Case Category																
Case Categories		Jan	Feb	Mar	Apr	May	Jun	Jul	Aug	Sep	Oct	Nov	Dec	Thru Feb	% Change	Total
<b>Contested Divorce</b>	2025	3	2	-	-	-	-	-	-	-	-	-	-	5	25%	5
	2024	2	2	6	4	2	2	1	4	3	2	1	2	4	▲	31
<b>Domestic and Family - Level 1</b>	2025	1	-	-	-	-	-	-	-	-	-	-	-	1	-50%	1
	2024	-	2	2	5	-	-	-	4	1	-	2	7	2	▼	24
<b>Domestic and Family - Level 2</b>	2025	-	-	-	-	-	-	-	-	-	-	-	-	0	-100%	0
	2024	-	4	-	3	-	-	-	-	3	2	1	2	4	▼	15
<b>Felonies and Related Matters</b>	2025	45	89	-	-	-	-	-	-	-	-	-	-	134	8%	134
	2024	69	55	137	101	73	69	65	53	37	107	40	46	124	▲	852
<b>General Civil - Level 1</b>	2025	2	1	-	-	-	-	-	-	-	-	-	-	3	0%	3
	2024	1	2	-	1	1	2	-	-	1	1	1	4	3	↔	14
<b>General Civil - Level 2</b>	2025	13	12	-	-	-	-	-	-	-	-	-	-	25	0%	25
	2024	14	11	15	10	8	9	11	18	11	9	7	11	25	↔	134
<b>General Civil - Level 3</b>	2025	10	4	-	-	-	-	-	-	-	-	-	-	14	-55%	14
	2024	20	11	17	16	12	9	8	14	14	6	10	11	31	▼	148
<b>Miscellaneous Civil</b>	2025	47	39	-	-	-	-	-	-	-	-	-	-	86	-9%	86
	2024	39	56	52	58	43	45	49	47	38	39	35	43	95	▼	544
<b>Misdemeanor</b>	2025	67	53	-	-	-	-	-	-	-	-	-	-	120	15%	120
	2024	36	68	51	53	67	46	42	49	21	38	47	36	104	▲	554
<b>Other</b>	2025	28	22	-	-	-	-	-	-	-	-	-	-	50	-47%	50
	2024	59	35	58	59	64	40	35	47	27	37	25	27	94	▼	513
<b>Other Criminally Related Matters</b>	2025	21	38	-	-	-	-	-	-	-	-	-	-	59	211%	59
	2024	1	18	4	36	30	9	11	21	32	30	33	33	19	▲	258
<b>Probates/Wills &amp; Trusts - Level 1</b>	2025	-	-	-	-	-	-	-	-	-	-	-	-	0	-100%	0
	2024	2	-	-	-	-	-	-	-	1	-	-	-	2	▼	3
<b>Probates/Wills &amp; Trusts - Level 2</b>	2025	2	6	-	-	-	-	-	-	-	-	-	-	8	300%	8
	2024	2	-	4	5	3	2	-	2	2	3	1	-	2	▲	24
<b>Protective Orders</b>	2025	-	-	-	-	-	-	-	-	-	-	-	-	0	0	0
	2024	-	-	-	-	-	-	1	-	-	-	-	-	0	↔	1
<b>Uncontested Divorce</b>	2025	4	5	-	-	-	-	-	-	-	-	-	-	9	0%	9
	2024	3	6	3	5	5	5	2	6	5	5	4	3	9	↔	52

This report reflects the case management system. Numbers will update as reports are refreshed and posted. The case types reported may not necessitate judicial involvement.

Dashboard		Monthly Filings Summary		Jan --- Feb Filings			
<b>Court:</b> Chesterfield Circuit <b>Start/End Date:</b> Jan-24 / Feb-25 <b>2024 Average Month:</b> 1,726 <b>Jan-Feb 2024:</b> 3,667 <b>Filings Trending:</b> ▼		<b>Circuit/Court ID:</b> 12 212041 <b>Type of Case:</b> Filings <b>2025 Average Month:</b> 1,695 <b>Jan-Feb 2025 :</b> 3,389 <b>Overall AVG. Month:</b> 1,721					

Filings by Division																
Divisions		Jan	Feb	Mar	Apr	May	Jun	Jul	Aug	Sep	Oct	Nov	Dec	Thru Feb	% Change	Total
<b>Total</b>	2025	1,772	1,617	-	-	-	-	-	-	-	-	-	-	3,389	-8%	3,389
	2024	1,804	1,863	1,932	1,763	1,878	1,580	1,707	1,769	1,569	1,746	1,606	1,494	3,667	▼	20,711
<b>Civil</b>	2025	262	269	-	-	-	-	-	-	-	-	-	-	531	12%	531
	2024	226	249	267	263	262	248	225	305	261	258	233	242	475	▲	3,039
<b>Criminal</b>	2025	314	343	-	-	-	-	-	-	-	-	-	-	657	-3%	657
	2024	298	377	445	338	462	300	379	363	326	388	392	319	675	▼	4,387
<b>Concealed Handgun Permits</b>	2025	661	545	-	-	-	-	-	-	-	-	-	-	1,206	16%	1,206
	2024	534	504	490	423	362	379	397	420	395	454	426	396	1,038	▲	5,180
<b>Miscellaneous/ Other</b>	2025	531	458	-	-	-	-	-	-	-	-	-	-	989	-33%	989
	2024	744	729	726	736	790	649	703	678	585	640	553	535	1,473	▼	8,068
<b>Civil</b>	2025	4	2	-	-	-	-	-	-	-	-	-	-	6	0%	6
	2024	2	4	4	3	2	4	3	3	2	6	2	2	6	↔	37

Filings by Case Category																
Case Categories		Jan	Feb	Mar	Apr	May	Jun	Jul	Aug	Sep	Oct	Nov	Dec	Thru Feb	% Change	Total
<b>Administrative Law</b>	2025	3	-	-	-	-	-	-	-	-	-	-	-	3	0%	3
	2024	2	1	1	1	1	-	2	2	2	1	1	1	3	↔	15
<b>Aggravated Murder</b>	2025	-	2	-	-	-	-	-	-	-	-	-	-	2	0%	2
	2024	-	2	-	-	-	-	-	-	-	-	-	-	2	↔	2
<b>Contested Divorce</b>	2025	22	26	-	-	-	-	-	-	-	-	-	-	48	-24%	48
	2024	31	32	32	34	26	23	19	39	27	23	18	27	63	▼	331
<b>Domestic and Family - Level 1</b>	2025	41	20	-	-	-	-	-	-	-	-	-	-	61	20%	61
	2024	31	20	32	27	33	53	31	54	42	44	39	32	51	▲	438
<b>Domestic and Family - Level 2</b>	2025	6	9	-	-	-	-	-	-	-	-	-	-	15	36%	15
	2024	8	3	8	7	8	4	5	9	4	4	7	13	11	▲	80
<b>Felonies and Related Matters</b>	2025	194	233	-	-	-	-	-	-	-	-	-	-	427	1%	427
	2024	185	237	304	201	338	173	225	241	250	253	308	244	422	▲	2,959
<b>General Civil - Level 1</b>	2025	-	-	-	-	-	-	-	-	-	-	-	-	0	-100%	0
	2024	3	2	2	2	4	1	-	1	3	1	-	1	5	▼	20
<b>General Civil - Level 2</b>	2025	88	114	-	-	-	-	-	-	-	-	-	-	202	36%	202
	2024	60	88	76	84	86	66	95	90	90	79	65	52	148	▲	931
<b>General Civil - Level 3</b>	2025	29	30	-	-	-	-	-	-	-	-	-	-	59	44%	59
	2024	22	19	19	19	18	29	16	17	17	19	32	45	41	▲	272
<b>Miscellaneous Civil</b>	2025	922	754	-	-	-	-	-	-	-	-	-	-	1,676	19%	1,676
	2024	710	693	724	588	513	560	622	627	591	667	591	552	1,403	▲	7,438
<b>Misdemeanor</b>	2025	106	92	-	-	-	-	-	-	-	-	-	-	198	6%	198
	2024	80	106	110	106	100	106	131	87	58	100	70	63	186	▲	1,117
<b>Other</b>	2025	271	251	-	-	-	-	-	-	-	-	-	-	522	-52%	522
	2024	561	536	493	567	638	461	479	475	390	425	384	382	1,097	▼	5,791
<b>Other Criminally Related Matters</b>	2025	19	21	-	-	-	-	-	-	-	-	-	-	40	-42%	40
	2024	34	35	33	33	26	24	24	35	20	35	23	12	69	▼	334
<b>Probates/Wills &amp; Trusts - Level 1</b>	2025	3	3	-	-	-	-	-	-	-	-	-	-	6	200%	6
	2024	1	1	1	2	2	2	1	2	2	1	2	-	2	▲	17
<b>Probates/Wills &amp; Trusts - Level 2</b>	2025	12	11	-	-	-	-	-	-	-	-	-	-	23	0%	23
	2024	9	14	12	16	10	14	11	14	15	13	9	9	23	↔	146
<b>Protective Orders</b>	2025	2	-	-	-	-	-	-	-	-	-	-	-	2	-33%	2
	2024	1	2	2	1	3	-	1	1	1	3	1	1	3	▼	17
<b>Uncontested Divorce</b>	2025	54	51	-	-	-	-	-	-	-	-	-	-	105	-24%	105
	2024	66	72	83	75	72	64	45	75	57	78	56	60	138	▼	803

This report reflects the case management system. Numbers will update as reports are refreshed and posted. The case types reported may not necessitate judicial involvement.

# CPSS-CCMS-10.01 CASELOAD STATISTICS OF THE CIRCUIT COURTS

Colonial Heights

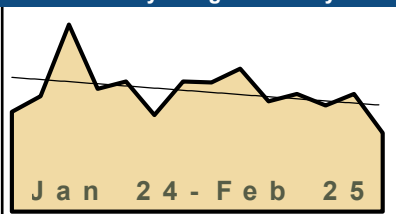
January 2024 -- February 2025 Filings

Alexandria and Fairfax Circuit are not Included in State Totals.

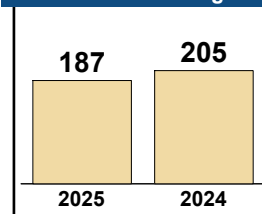
## Dashboard

**Court:** Colonial Heights Circuit  
**Circuit/Court ID:** 12 212570  
**Start/End Date:** Jan-24 / Feb-25  
**Type of Case:** Filings  
**2024 Average Month:** 118  
**2025 Average Month:** 94  
**Jan-Feb 2024:** 205  
**Jan-Feb 2025 :** 187  
**Filings Trending:** ▼  
**Overall AVG. Month:** 115

## Monthly Filings Summary



## Jan --- Feb Filings



## Filings by Division

Divisions	Jan	Feb	Mar	Apr	May	Jun	Jul	Aug	Sep	Oct	Nov	Dec	Thru Feb	% Change	Total	
<b>Total</b>																
<b>2025</b>	112	75	-	-	-	-	-	-	-	-	-	-	187	-9%	187	
<b>2024</b>	95	110	178	117	124	92	124	123	136	105	112	101	205	▼	1,417	
<b>Civil</b>																
<b>2025</b>	18	11	-	-	-	-	-	-	-	-	-	-	29	16%	29	
<b>2024</b>	9	16	16	19	7	14	18	10	10	9	8	11	25	▲	147	
<b>Criminal</b>																
<b>2025</b>	39	28	-	-	-	-	-	-	-	-	-	-	67	-24%	67	
<b>2024</b>	40	48	80	50	77	39	50	72	85	51	60	47	88	▼	699	
<b>Concealed Handgun Permits</b>																
<b>2025</b>	32	16	-	-	-	-	-	-	-	-	-	-	48	-9%	48	
<b>2024</b>	26	27	40	28	20	26	26	20	19	19	17	20	53	▼	288	
<b>Miscellaneous/Other</b>																
<b>2025</b>	23	18	-	-	-	-	-	-	-	-	-	-	41	5%	41	
<b>2024</b>	20	19	42	20	19	13	26	19	22	24	26	22	39	▲	272	
<b>Civil</b>																
<b>2025</b>	-	2	-	-	-	-	-	-	-	-	-	-	2	2	2	
<b>2024</b>	-	-	-	-	1	-	4	2	-	2	1	1	0	↔	11	

## Filings by Case Category

Case Categories	Jan	Feb	Mar	Apr	May	Jun	Jul	Aug	Sep	Oct	Nov	Dec	Thru Feb	% Change	Total	
<b>Administrative Law</b>																
<b>2025</b>	-	-	-	-	-	-	-	-	-	-	-	-	0	-100%	0	
<b>2024</b>	-	1	-	1	-	-	-	-	-	-	-	-	1	▼	2	
<b>Contested Divorce</b>																
<b>2025</b>	4	1	-	-	-	-	-	-	-	-	-	-	5	67%	5	
<b>2024</b>	2	1	2	2	2	1	4	1	3	-	-	-	3	▲	18	
<b>Domestic and Family - Level 1</b>																
<b>2025</b>	2	2	-	-	-	-	-	-	-	-	-	-	4	4	4	
<b>2024</b>	-	-	5	2	-	1	3	1	1	4	-	5	0	↔	22	
<b>Domestic and Family - Level 2</b>																
<b>2025</b>	3	1	-	-	-	-	-	-	-	-	-	-	4	4	4	
<b>2024</b>	-	-	1	-	-	1	3	1	1	-	-	-	0	↔	7	
<b>Felonies and Related Matters</b>																
<b>2025</b>	26	21	-	-	-	-	-	-	-	-	-	-	47	-18%	47	
<b>2024</b>	26	31	55	34	59	32	36	56	50	41	38	40	57	▼	498	
<b>General Civil - Level 1</b>																
<b>2025</b>	2	1	-	-	-	-	-	-	-	-	-	-	3	200%	3	
<b>2024</b>	-	1	-	-	-	-	1	-	-	-	-	-	1	▲	2	
<b>General Civil - Level 2</b>																
<b>2025</b>	3	1	-	-	-	-	-	-	-	-	-	-	4	-64%	4	
<b>2024</b>	6	5	6	2	2	5	3	2	4	4	3	2	11	▼	44	
<b>General Civil - Level 3</b>																
<b>2025</b>	4	1	-	-	-	-	-	-	-	-	-	-	5	67%	5	
<b>2024</b>	-	3	5	1	3	2	2	1	2	1	4	-	3	▲	24	
<b>Miscellaneous Civil</b>																
<b>2025</b>	43	29	-	-	-	-	-	-	-	-	-	-	72	7%	72	
<b>2024</b>	34	33	60	46	31	37	35	27	28	28	29	26	67	▲	414	
<b>Misdemeanor</b>																
<b>2025</b>	8	6	-	-	-	-	-	-	-	-	-	-	14	-48%	14	
<b>2024</b>	11	16	14	12	16	6	12	8	33	9	17	6	27	▼	160	
<b>Other</b>																
<b>2025</b>	7	8	-	-	-	-	-	-	-	-	-	-	15	-32%	15	
<b>2024</b>	9	13	12	4	7	2	19	12	9	13	10	14	22	▼	124	
<b>Other Criminally Related Matters</b>																
<b>2025</b>	5	2	-	-	-	-	-	-	-	-	-	-	7	75%	7	
<b>2024</b>	3	1	11	4	2	1	2	8	2	1	5	2	4	▲	42	
<b>Probates/Wills &amp; Trusts - Level 1</b>																
<b>2025</b>	-	-	-	-	-	-	-	-	-	-	-	-	0	0	0	
<b>2024</b>	-	-	2	-	-	-	-	-	-	-	-	1	0	↔	3	
<b>Probates/Wills &amp; Trusts - Level 2</b>																
<b>2025</b>	1	-	-	-	-	-	-	-	-	-	-	-	1	-50%	1	
<b>2024</b>	-	2	-	2	-	-	1	1	-	-	-	1	2	▼	7	
<b>Protective Orders</b>																
<b>2025</b>	-	-	-	-	-	-	-	-	-	-	-	-	0	0	0	
<b>2024</b>	-	-	-	-	-	-	1	-	-	-	1	-	0	↔	2	
<b>Uncontested Divorce</b>																
<b>2025</b>	4	2	-	-	-	-	-	-	-	-	-	-	6	-14%	6	
<b>2024</b>	4	3	5	7	2	4	3	4	3	4	5	4	7	▼	48	

This report reflects the case management system. Numbers will update as reports are refreshed and posted. The case types reported may not necessitate judicial involvement.

Dashboard		Monthly Filings Summary		Jan --- Feb Filings	
<b>Court:</b> Richmond Circuit	<b>Circuit/Court ID:</b> 13 213760				
<b>Start/End Date:</b> Jan-24 / Feb-25	<b>Type of Case:</b> Filings				
<b>2024 Average Month:</b> 1,033	<b>2025 Average Month:</b> 967				
<b>Jan-Feb 2024:</b> 2,197	<b>Jan-Feb 2025 :</b> 1,934				
<b>Filings Trending:</b> ▼	<b>Overall AVG. Month:</b> 1,024				

Filings by Division																
Divisions		Jan	Feb	Mar	Apr	May	Jun	Jul	Aug	Sep	Oct	Nov	Dec	Thru Feb	% Change	Total
<b>Total</b>	2025	1,054	880	-	-	-	-	-	-	-	-	-	-	1,934	-12%	1,934
	2024	1,093	1,104	1,031	1,157	1,089	843	1,102	1,037	1,055	1,143	864	882	2,197	▼	12,400
<b>Civil</b>	2025	216	200	-	-	-	-	-	-	-	-	-	-	416	-6%	416
	2024	221	220	203	196	177	220	228	260	185	219	181	162	441	▼	2,472
<b>Criminal</b>	2025	302	233	-	-	-	-	-	-	-	-	-	-	535	-19%	535
	2024	365	296	272	346	399	274	349	272	314	370	199	307	661	▼	3,763
<b>Concealed Handgun Permits</b>	2025	133	124	-	-	-	-	-	-	-	-	-	-	257	10%	257
	2024	112	121	122	137	101	84	107	111	87	136	106	93	233	▲	1,317
<b>Miscellaneous/ Other</b>	2025	403	320	-	-	-	-	-	-	-	-	-	-	723	-15%	723
	2024	392	463	429	474	409	263	414	388	467	414	374	316	855	▼	4,803
<b>Civil</b>	2025	-	3	-	-	-	-	-	-	-	-	-	-	3	-57%	3
	2024	3	4	5	4	3	2	4	6	2	4	4	4	7	▼	45

Filings by Case Category																
Case Categories		Jan	Feb	Mar	Apr	May	Jun	Jul	Aug	Sep	Oct	Nov	Dec	Thru Feb	% Change	Total
<b>Administrative Law</b>	2025	2	1	-	-	-	-	-	-	-	-	-	-	3	-67%	3
	2024	6	3	9	1	3	2	4	3	4	7	5	4	9	▼	51
<b>Aggravated Murder</b>	2025	-	-	-	-	-	-	-	-	-	-	-	-	0	-100%	0
	2024	1	-	-	-	-	-	-	-	-	-	1	-	1	▼	2
<b>Contested Divorce</b>	2025	9	12	-	-	-	-	-	-	-	-	-	-	21	-16%	21
	2024	15	10	9	16	9	10	8	12	9	6	5	13	25	▼	122
<b>Domestic and Family - Level 1</b>	2025	13	11	-	-	-	-	-	-	-	-	-	-	24	0%	24
	2024	5	19	15	6	3	3	8	15	11	16	17	6	24	↔	124
<b>Domestic and Family - Level 2</b>	2025	19	16	-	-	-	-	-	-	-	-	-	-	35	0%	35
	2024	19	16	14	9	11	9	10	20	10	14	4	8	35	↔	144
<b>Felonies and Related Matters</b>	2025	235	184	-	-	-	-	-	-	-	-	-	-	419	-20%	419
	2024	289	236	202	275	323	210	263	210	267	298	129	239	525	▼	2,941
<b>General Civil - Level 1</b>	2025	4	9	-	-	-	-	-	-	-	-	-	-	13	44%	13
	2024	6	3	9	6	2	9	10	7	9	3	4	3	9	▲	71
<b>General Civil - Level 2</b>	2025	140	104	-	-	-	-	-	-	-	-	-	-	244	7%	244
	2024	127	102	99	101	109	141	121	154	84	127	100	94	229	▲	1,359
<b>General Civil - Level 3</b>	2025	27	34	-	-	-	-	-	-	-	-	-	-	61	-6%	61
	2024	37	28	41	47	19	30	45	40	36	31	36	31	65	▼	421
<b>Miscellaneous Civil</b>	2025	349	276	-	-	-	-	-	-	-	-	-	-	625	6%	625
	2024	262	328	298	317	257	193	323	257	308	308	324	260	590	▲	3,435
<b>Misdemeanor</b>	2025	36	25	-	-	-	-	-	-	-	-	-	-	61	-19%	61
	2024	44	31	46	35	50	37	51	33	40	49	44	45	75	▼	505
<b>Other</b>	2025	162	149	-	-	-	-	-	-	-	-	-	-	311	-30%	311
	2024	206	241	222	269	245	144	179	220	227	229	136	124	447	▼	2,442
<b>Other Criminally Related Matters</b>	2025	35	27	-	-	-	-	-	-	-	-	-	-	62	-17%	62
	2024	40	35	32	42	33	31	47	35	21	31	31	32	75	▼	410
<b>Probates/Wills &amp; Trusts - Level 1</b>	2025	-	1	-	-	-	-	-	-	-	-	-	-	1	0%	1
	2024	1	-	1	-	-	-	-	-	-	-	-	2	1	↔	5
<b>Probates/Wills &amp; Trusts - Level 2</b>	2025	4	7	-	-	-	-	-	-	-	-	-	-	11	-74%	11
	2024	14	29	6	8	4	6	7	7	6	6	7	7	43	▼	107
<b>Uncontested Divorce</b>	2025	19	24	-	-	-	-	-	-	-	-	-	-	43	-2%	43
	2024	21	23	28	25	21	18	25	24	23	18	19	16	44	▼	261

This report reflects the case management system. Numbers will update as reports are refreshed and posted. The case types reported may not necessitate judicial involvement.

Dashboard		Circuit/Court ID: 14 214087		Monthly Filings Summary		Jan --- Feb Filings	
<b>Court:</b> Henrico Circuit <b>Start/End Date:</b> Jan-24 / Feb-25 <b>2024 Average Month:</b> 1,517 <b>Jan-Feb 2024:</b> 3,010 <b>Filings Trending:</b> ▼		<b>Type of Case:</b> Filings <b>2025 Average Month:</b> 1,404 <b>Jan-Feb 2025 :</b> 2,808 <b>Overall AVG. Month:</b> 1,500					

Filings by Division																
Divisions		Jan	Feb	Mar	Apr	May	Jun	Jul	Aug	Sep	Oct	Nov	Dec	Thru Feb	% Change	Total
<b>Total</b>	2025	1,447	1,361	-	-	-	-	-	-	-	-	-	-	2,808	-7%	2,808
	2024	1,422	1,588	1,583	1,454	1,596	1,491	1,699	1,510	1,434	1,694	1,338	1,389	3,010	▼	18,198
<b>Civil</b>	2025	182	174	-	-	-	-	-	-	-	-	-	-	356	-8%	356
	2024	209	177	178	208	211	246	173	217	186	208	159	204	386	▼	2,376
<b>Criminal</b>	2025	595	407	-	-	-	-	-	-	-	-	-	-	1,002	4%	1,002
	2024	519	445	590	517	633	471	620	409	550	610	524	459	964	▲	6,347
<b>Concealed Handgun Permits</b>	2025	359	376	-	-	-	-	-	-	-	-	-	-	735	7%	735
	2024	372	314	331	293	272	267	285	264	272	325	299	268	686	▲	3,562
<b>Miscellaneous/ Other</b>	2025	307	397	-	-	-	-	-	-	-	-	-	-	704	-26%	704
	2024	313	643	480	433	477	502	610	616	421	547	351	454	956	▼	5,847
<b>Civil</b>	2025	4	7	-	-	-	-	-	-	-	-	-	-	11	-39%	11
	2024	9	9	4	3	3	5	11	4	5	4	5	4	18	▼	66

Filings by Case Category																
Case Categories		Jan	Feb	Mar	Apr	May	Jun	Jul	Aug	Sep	Oct	Nov	Dec	Thru Feb	% Change	Total
<b>Administrative Law</b>	2025	1	4	-	-	-	-	-	-	-	-	-	-	5	5	5
	2024	-	-	-	-	-	-	1	3	1	2	2	2	0	↔	11
<b>Aggravated Murder</b>	2025	-	-	-	-	-	-	-	-	-	-	-	-	0	-100%	0
	2024	1	-	-	1	-	1	-	-	-	-	-	-	1	▼	3
<b>Contested Divorce</b>	2025	19	15	-	-	-	-	-	-	-	-	-	-	34	-11%	34
	2024	22	16	36	18	28	18	17	19	19	24	24	18	38	▼	259
<b>Domestic and Family - Level 1</b>	2025	6	13	-	-	-	-	-	-	-	-	-	-	19	-49%	19
	2024	22	15	24	17	14	22	10	33	16	25	12	17	37	▼	227
<b>Domestic and Family - Level 2</b>	2025	5	3	-	-	-	-	-	-	-	-	-	-	8	-27%	8
	2024	7	4	8	5	11	13	5	10	9	7	8	12	11	▼	99
<b>Felonies and Related Matters</b>	2025	386	252	-	-	-	-	-	-	-	-	-	-	638	3%	638
	2024	334	285	409	318	407	285	400	267	374	390	336	292	619	▲	4,097
<b>General Civil - Level 1</b>	2025	9	3	-	-	-	-	-	-	-	-	-	-	12	20%	12
	2024	6	4	5	5	1	7	2	7	3	-	1	5	10	▲	46
<b>General Civil - Level 2</b>	2025	75	78	-	-	-	-	-	-	-	-	-	-	153	20%	153
	2024	58	70	65	76	72	109	57	74	66	66	62	70	128	▲	845
<b>General Civil - Level 3</b>	2025	37	19	-	-	-	-	-	-	-	-	-	-	56	56%	56
	2024	18	18	26	23	25	23	28	36	28	31	25	39	36	▲	320
<b>Miscellaneous Civil</b>	2025	548	557	-	-	-	-	-	-	-	-	-	-	1,105	3%	1,105
	2024	551	518	563	506	457	481	617	515	502	550	463	462	1,069	▲	6,185
<b>Misdemeanor</b>	2025	167	121	-	-	-	-	-	-	-	-	-	-	288	4%	288
	2024	162	115	150	147	187	159	165	113	153	171	131	133	277	▲	1,786
<b>Other</b>	2025	109	204	-	-	-	-	-	-	-	-	-	-	313	-45%	313
	2024	133	437	224	224	285	272	288	340	186	316	166	253	570	▼	3,124
<b>Other Criminally Related Matters</b>	2025	42	44	-	-	-	-	-	-	-	-	-	-	86	4%	86
	2024	32	51	33	51	45	37	56	29	25	57	57	36	83	▲	509
<b>Probates/Wills &amp; Trusts - Level 1</b>	2025	3	1	-	-	-	-	-	-	-	-	-	-	4	-20%	4
	2024	1	4	-	-	-	1	-	-	-	1	-	1	5	▼	8
<b>Probates/Wills &amp; Trusts - Level 2</b>	2025	2	6	-	-	-	-	-	-	-	-	-	-	8	-60%	8
	2024	13	7	7	4	7	12	3	6	10	7	3	10	20	▼	89
<b>Protective Orders</b>	2025	1	-	-	-	-	-	-	-	-	-	-	-	1	0%	1
	2024	1	-	-	-	-	-	-	-	-	-	-	-	1	↔	1
<b>Uncontested Divorce</b>	2025	37	41	-	-	-	-	-	-	-	-	-	-	78	-26%	78
	2024	61	44	33	59	57	51	50	58	42	47	48	39	105	▼	589

This report reflects the case management system. Numbers will update as reports are refreshed and posted. The case types reported may not necessitate judicial involvement.



Dashboard		Monthly Filings Summary		Jan --- Feb Filings	
<p><b>Court:</b> Caroline Circuit  <b>Start/End Date:</b> Jan-24 / Feb-25  <b>2024 Average Month:</b> 155  <b>Jan-Feb 2024:</b> 319  <b>Filings Trending:</b> ▲</p>	<p><b>Circuit/Court ID:</b> 15 215033  <b>Type of Case:</b> Filings  <b>2025 Average Month:</b> 176  <b>Jan-Feb 2025 :</b> 351  <b>Overall AVG. Month:</b> 158</p>	<p>Jan 24 - Feb 25</p>		<p>351 (2025) vs 319 (2024)</p>	

Filings by Division																
Divisions		Jan	Feb	Mar	Apr	May	Jun	Jul	Aug	Sep	Oct	Nov	Dec	Thru Feb	% Change	Total
<b>Total</b>	2025	181	170	-	-	-	-	-	-	-	-	-	-	351	10%	351
	2024	167	152	232	162	136	152	155	121	151	145	136	150	319	▲	1,859
<b>Civil</b>	2025	26	24	-	-	-	-	-	-	-	-	-	-	50	11%	50
	2024	16	29	31	19	20	22	21	17	17	17	17	10	45	▲	236
<b>Criminal</b>	2025	55	69	-	-	-	-	-	-	-	-	-	-	124	7%	124
	2024	68	48	72	51	26	65	65	40	63	48	39	31	116	▲	616
<b>Concealed Handgun Permits</b>	2025	69	50	-	-	-	-	-	-	-	-	-	-	119	1%	119
	2024	61	57	88	50	44	43	45	47	54	61	43	46	118	▲	639
<b>Miscellaneous/ Other</b>	2025	31	26	-	-	-	-	-	-	-	-	-	-	57	43%	57
	2024	22	18	41	42	46	21	24	17	17	19	37	63	40	▲	367
<b>Civil</b>	2025	-	1	-	-	-	-	-	-	-	-	-	-	1	1	1
	2024	-	-	-	-	-	1	-	-	-	-	-	-	0	↔	1

Filings by Case Category																
Case Categories		Jan	Feb	Mar	Apr	May	Jun	Jul	Aug	Sep	Oct	Nov	Dec	Thru Feb	% Change	Total
<b>Contested Divorce</b>	2025	1	1	-	-	-	-	-	-	-	-	-	-	2	-33%	2
	2024	2	1	2	3	2	2	1	1	3	2	2	1	3	▼	22
<b>Domestic and Family - Level 1</b>	2025	3	6	-	-	-	-	-	-	-	-	-	-	9	125%	9
	2024	2	2	6	3	3	2	3	5	1	3	2	1	4	▲	33
<b>Domestic and Family - Level 2</b>	2025	1	1	-	-	-	-	-	-	-	-	-	-	2	-78%	2
	2024	1	8	-	-	-	1	-	2	1	3	1	-	9	▼	17
<b>Felonies and Related Matters</b>	2025	42	39	-	-	-	-	-	-	-	-	-	-	81	27%	81
	2024	34	30	38	24	11	35	27	19	40	26	23	15	64	▲	322
<b>General Civil - Level 1</b>	2025	-	-	-	-	-	-	-	-	-	-	-	-	0	0	0
	2024	-	-	1	-	-	-	-	-	-	-	-	-	0	↔	1
<b>General Civil - Level 2</b>	2025	11	5	-	-	-	-	-	-	-	-	-	-	16	100%	16
	2024	5	3	5	2	5	7	9	5	4	4	6	3	8	▲	58
<b>General Civil - Level 3</b>	2025	7	7	-	-	-	-	-	-	-	-	-	-	14	27%	14
	2024	3	8	15	6	5	1	3	-	3	2	3	1	11	▲	50
<b>Miscellaneous Civil</b>	2025	88	71	-	-	-	-	-	-	-	-	-	-	159	4%	159
	2024	81	72	100	68	64	60	67	63	70	78	64	58	153	▲	845
<b>Misdemeanor</b>	2025	13	28	-	-	-	-	-	-	-	-	-	-	41	17%	41
	2024	23	12	29	16	10	27	36	14	22	16	16	13	35	▲	234
<b>Other</b>	2025	12	5	-	-	-	-	-	-	-	-	-	-	17	1,600%	17
	2024	-	1	26	24	23	4	1	-	-	2	14	51	1	▲	146
<b>Other Criminally Related Matters</b>	2025	-	2	-	-	-	-	-	-	-	-	-	-	2	-88%	2
	2024	11	6	5	11	5	3	2	7	1	6	-	3	17	▼	60
<b>Probates/Wills &amp; Trusts - Level 1</b>	2025	-	-	-	-	-	-	-	-	-	-	-	-	0	-100%	0
	2024	-	1	-	-	-	2	-	-	-	-	-	-	1	▼	3
<b>Probates/Wills &amp; Trusts - Level 2</b>	2025	-	1	-	-	-	-	-	-	-	-	-	-	1	0%	1
	2024	-	1	3	1	2	1	-	1	-	-	2	-	1	↔	11
<b>Uncontested Divorce</b>	2025	3	4	-	-	-	-	-	-	-	-	-	-	7	-42%	7
	2024	5	7	2	4	6	7	6	4	6	3	3	4	12	▼	57

This report reflects the case management system. Numbers will update as reports are refreshed and posted. The case types reported may not necessitate judicial involvement.

Dashboard		Monthly Filings Summary		Jan --- Feb Filings	
<b>Court:</b> Essex Circuit <b>Start/End Date:</b> Jan-24 / Feb-25 <b>2024 Average Month:</b> 57 <b>Jan-Feb 2024:</b> 101 <b>Filings Trending:</b> ▲	<b>Circuit/Court ID:</b> 15 215057 <b>Type of Case:</b> Filings <b>2025 Average Month:</b> 63 <b>Jan-Feb 2025 :</b> 125 <b>Overall AVG. Month:</b> 58	<p>Jan 24 - Feb 25</p>	<p>125 (2025) vs 101 (2024)</p>		

Filings by Division																
Divisions		Jan	Feb	Mar	Apr	May	Jun	Jul	Aug	Sep	Oct	Nov	Dec	Thru Feb	% Change	Total
<b>Total</b>	2025	74	51	-	-	-	-	-	-	-	-	-	-	125	24%	125
	2024	65	36	51	70	47	54	53	42	54	92	56	60	101	▲	680
<b>Civil</b>	2025	3	6	-	-	-	-	-	-	-	-	-	-	9	-18%	9
	2024	5	6	13	13	12	7	6	7	5	10	9	9	11	▼	102
<b>Criminal</b>	2025	16	2	-	-	-	-	-	-	-	-	-	-	18	-10%	18
	2024	16	4	5	20	11	19	22	7	19	40	20	12	20	▼	195
<b>Concealed Handgun Permits</b>	2025	40	20	-	-	-	-	-	-	-	-	-	-	60	43%	60
	2024	28	14	18	23	19	13	12	11	18	21	21	18	42	▲	216
<b>Miscellaneous/ Other</b>	2025	15	23	-	-	-	-	-	-	-	-	-	-	38	36%	38
	2024	16	12	15	14	5	15	13	17	12	21	6	21	28	▲	167

Filings by Case Category																
Case Categories		Jan	Feb	Mar	Apr	May	Jun	Jul	Aug	Sep	Oct	Nov	Dec	Thru Feb	% Change	Total
<b>Administrative Law</b>	2025	-	-	-	-	-	-	-	-	-	-	-	-	0	0	0
	2024	-	-	-	-	-	-	-	-	-	-	-	2	0	↔	2
<b>Contested Divorce</b>	2025	-	-	-	-	-	-	-	-	-	-	-	-	0	0	0
	2024	-	-	1	-	2	1	2	1	-	2	-	-	0	↔	9
<b>Domestic and Family - Level 1</b>	2025	-	-	-	-	-	-	-	-	-	-	-	-	0	0	0
	2024	-	-	7	2	4	-	-	-	4	-	4	3	0	↔	24
<b>Domestic and Family - Level 2</b>	2025	-	-	-	-	-	-	-	-	-	-	-	-	0	0	0
	2024	-	-	-	-	-	-	1	1	-	-	-	-	7	↔	9
<b>Felonies and Related Matters</b>	2025	9	1	-	-	-	-	-	-	-	-	-	-	10	-38%	10
	2024	13	3	2	10	8	13	21	3	12	29	16	9	16	▼	139
<b>General Civil - Level 2</b>	2025	2	-	-	-	-	-	-	-	-	-	-	-	2	-60%	2
	2024	3	2	1	3	2	4	-	1	3	4	1	-	5	▼	24
<b>General Civil - Level 3</b>	2025	1	3	-	-	-	-	-	-	-	-	-	-	4	100%	4
	2024	-	2	2	5	1	1	2	1	1	-	2	1	2	▲	18
<b>Miscellaneous Civil</b>	2025	43	22	-	-	-	-	-	-	-	-	-	-	65	38%	65
	2024	32	15	23	26	19	17	14	17	25	26	21	24	47	▲	259
<b>Misdemeanor</b>	2025	7	-	-	-	-	-	-	-	-	-	-	-	7	133%	7
	2024	3	-	-	8	2	1	-	2	2	10	1	3	3	▲	32
<b>Other</b>	2025	11	21	-	-	-	-	-	-	-	-	-	-	32	39%	32
	2024	12	11	11	11	5	10	11	10	5	16	7	14	23	▲	123
<b>Other Criminally Related Matters</b>	2025	-	1	-	-	-	-	-	-	-	-	-	-	1	0%	1
	2024	-	1	3	2	1	5	1	2	5	1	3	-	1	↔	24
<b>Probates/Wills &amp; Trusts - Level 1</b>	2025	-	-	-	-	-	-	-	-	-	-	-	-	0	-100%	0
	2024	-	1	-	-	-	-	-	-	-	-	-	-	1	▼	1
<b>Probates/Wills &amp; Trusts - Level 2</b>	2025	-	2	-	-	-	-	-	-	-	-	-	-	2	100%	2
	2024	1	-	-	1	-	-	-	1	-	1	-	1	1	▲	5
<b>Uncontested Divorce</b>	2025	1	1	-	-	-	-	-	-	-	-	-	-	2	0%	2
	2024	1	1	1	2	3	2	-	-	-	-	-	1	2	↔	11

This report reflects the case management system. Numbers will update as reports are refreshed and posted. The case types reported may not necessitate judicial involvement.

Dashboard		Monthly Filings Summary		Jan --- Feb Filings					
<p><b>Court:</b> Hanover Circuit  <b>Start/End Date:</b> Jan-24 / Feb-25  <b>2024 Average Month:</b> 565  <b>Jan-Feb 2024:</b> 1,310  <b>Filings Trending:</b> ▼</p>	<p><b>Circuit/Court ID:</b> 15 215085  <b>Type of Case:</b> Filings  <b>2025 Average Month:</b> 567  <b>Jan-Feb 2025 :</b> 1,133  <b>Overall AVG. Month:</b> 565</p>			<table border="1" style="margin: auto;"> <tr> <td style="text-align: center; width: 50px;">1,133</td> <td style="text-align: center; width: 50px;">1,310</td> </tr> <tr> <td style="text-align: center;">2025</td> <td style="text-align: center;">2024</td> </tr> </table>		1,133	1,310	2025	2024
1,133	1,310								
2025	2024								

Filings by Division																
Divisions		Jan	Feb	Mar	Apr	May	Jun	Jul	Aug	Sep	Oct	Nov	Dec	Thru Feb	% Change	Total
<b>Total</b>	2025	573	560	-	-	-	-	-	-	-	-	-	-	1,133	-14%	1,133
	2024	635	675	611	489	604	464	547	534	511	688	507	517	1,310	▼	6,782
<b>Civil</b>	2025	109	103	-	-	-	-	-	-	-	-	-	-	212	-17%	212
	2024	126	129	127	134	99	92	101	90	115	122	101	80	255	▼	1,316
<b>Criminal</b>	2025	165	188	-	-	-	-	-	-	-	-	-	-	353	-24%	353
	2024	211	253	218	141	230	198	183	209	165	228	177	164	464	▼	2,377
<b>Concealed Handgun Permits</b>	2025	240	207	-	-	-	-	-	-	-	-	-	-	447	-3%	447
	2024	251	208	199	156	146	119	157	154	172	238	181	185	459	▼	2,166
<b>Miscellaneous/ Other</b>	2025	59	62	-	-	-	-	-	-	-	-	-	-	121	-8%	121
	2024	47	85	65	58	129	55	106	80	59	100	48	88	132	▼	920
<b>Civil</b>	2025	-	-	-	-	-	-	-	-	-	-	-	-	0	0	0
	2024	-	-	2	-	-	-	-	-	1	-	-	-	0	↔	3

Filings by Case Category																
Case Categories		Jan	Feb	Mar	Apr	May	Jun	Jul	Aug	Sep	Oct	Nov	Dec	Thru Feb	% Change	Total
<b>Administrative Law</b>	2025	1	2	-	-	-	-	-	-	-	-	-	-	3	0%	3
	2024	1	2	1	-	1	-	-	-	-	-	-	2	3	↔	7
<b>Contested Divorce</b>	2025	18	17	-	-	-	-	-	-	-	-	-	-	35	-13%	35
	2024	22	18	18	19	11	23	12	14	14	15	17	9	40	▼	192
<b>Domestic and Family - Level 1</b>	2025	6	2	-	-	-	-	-	-	-	-	-	-	8	-27%	8
	2024	5	6	5	3	6	6	4	6	5	10	5	5	11	▼	66
<b>Domestic and Family - Level 2</b>	2025	5	2	-	-	-	-	-	-	-	-	-	-	7	0%	7
	2024	5	2	5	15	8	5	11	10	5	3	7	3	7	↔	79
<b>Felonies and Related Matters</b>	2025	108	127	-	-	-	-	-	-	-	-	-	-	235	-15%	235
	2024	127	149	121	74	142	131	99	118	127	129	115	108	276	▼	1,440
<b>General Civil - Level 1</b>	2025	1	-	-	-	-	-	-	-	-	-	-	-	1	1	1
	2024	-	-	-	1	-	1	-	-	-	-	-	1	0	↔	4
<b>General Civil - Level 2</b>	2025	33	28	-	-	-	-	-	-	-	-	-	-	61	-19%	61
	2024	34	41	37	38	21	18	25	17	32	26	15	17	75	▼	321
<b>General Civil - Level 3</b>	2025	8	5	-	-	-	-	-	-	-	-	-	-	13	-24%	13
	2024	11	6	9	5	4	5	10	3	5	16	7	9	17	▼	90
<b>Miscellaneous Civil</b>	2025	296	264	-	-	-	-	-	-	-	-	-	-	560	-4%	560
	2024	297	287	260	214	278	169	259	223	226	335	225	273	584	▼	3,046
<b>Misdemeanor</b>	2025	50	50	-	-	-	-	-	-	-	-	-	-	100	-40%	100
	2024	75	91	86	59	83	59	70	82	36	83	56	51	166	▼	831
<b>Other</b>	2025	2	3	-	-	-	-	-	-	-	-	-	-	5	-55%	5
	2024	5	6	6	3	2	3	2	3	5	3	6	5	11	▼	49
<b>Other Criminally Related Matters</b>	2025	7	11	-	-	-	-	-	-	-	-	-	-	18	-18%	18
	2024	9	13	11	8	5	8	14	9	9	17	6	6	22	▼	115
<b>Probates/Wills &amp; Trusts - Level 1</b>	2025	1	-	-	-	-	-	-	-	-	-	-	-	1	0%	1
	2024	-	1	1	-	-	-	-	1	1	-	-	-	1	↔	4
<b>Probates/Wills &amp; Trusts - Level 2</b>	2025	-	-	-	-	-	-	-	-	-	-	-	-	0	-100%	0
	2024	6	6	3	2	-	4	4	2	2	2	5	-	12	▼	36
<b>Uncontested Divorce</b>	2025	37	49	-	-	-	-	-	-	-	-	-	-	86	1%	86
	2024	38	47	48	48	43	32	36	46	45	49	42	28	85	▲	502

This report reflects the case management system. Numbers will update as reports are refreshed and posted. The case types reported may not necessitate judicial involvement.

# CPSS-CCMS-10.01 CASELOAD STATISTICS OF THE CIRCUIT COURTS

King George

January 2024 -- February 2025 Filings


Alexandria and Fairfax Circuit are not Included in State Totals.

## Dashboard

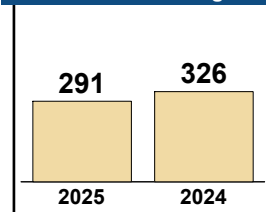
**Court:** King George Circuit  
**Start/End Date:** Jan-24 / Feb-25  
**2024 Average Month:** 143  
**Jan-Feb 2024:** 326  
**Filings Trending:** ▼

**Circuit/Court ID:** 15 215099  
**Type of Case:** Filings  
**2025 Average Month:** 146  
**Jan-Feb 2025 :** 291  
**Overall AVG. Month:** 143

## Monthly Filings Summary



## Jan --- Feb Filings




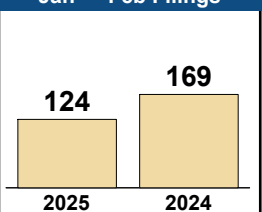
## Filings by Division

Divisions		Jan	Feb	Mar	Apr	May	Jun	Jul	Aug	Sep	Oct	Nov	Dec	Thru Feb	% Change	Total
<b>Total</b>	2025	185	106	-	-	-	-	-	-	-	-	-	-	291	-11%	291
	2024	207	119	130	172	112	136	146	138	133	185	111	124	326	▼	1,713
<b>Civil</b>	2025	13	10	-	-	-	-	-	-	-	-	-	-	23	-15%	23
	2024	14	13	18	28	16	9	8	11	15	21	10	17	27	▼	180
<b>Criminal</b>	2025	79	23	-	-	-	-	-	-	-	-	-	-	102	-24%	102
	2024	102	32	21	72	32	46	75	59	63	85	32	50	134	▼	669
<b>Concealed Handgun Permits</b>	2025	75	64	-	-	-	-	-	-	-	-	-	-	139	13%	139
	2024	71	52	66	52	43	63	48	49	44	71	53	42	123	▲	654
<b>Miscellaneous/ Other</b>	2025	18	9	-	-	-	-	-	-	-	-	-	-	27	-36%	27
	2024	20	22	25	20	20	18	14	19	11	8	16	15	42	▼	208
<b>Civil</b>	2025	-	-	-	-	-	-	-	-	-	-	-	-	0	0	0
	2024	-	-	-	-	1	-	1	-	-	-	-	-	0	↔	2

## Filings by Case Category

Case Categories		Jan	Feb	Mar	Apr	May	Jun	Jul	Aug	Sep	Oct	Nov	Dec	Thru Feb	% Change	Total
<b>Administrative Law</b>	2025	-	-	-	-	-	-	-	-	-	-	-	-	0	0	0
	2024	-	-	-	-	-	-	1	-	-	1	1	-	0	↔	3
<b>Contested Divorce</b>	2025	1	4	-	-	-	-	-	-	-	-	-	-	5	67%	5
	2024	3	-	3	3	1	1	3	1	-	2	2	6	3	▲	25
<b>Domestic and Family - Level 1</b>	2025	-	-	-	-	-	-	-	-	-	-	-	-	0	-100%	0
	2024	3	-	1	8	2	-	-	1	-	3	2	2	3	▼	22
<b>Domestic and Family - Level 2</b>	2025	1	1	-	-	-	-	-	-	-	-	-	-	2	0%	2
	2024	1	1	1	-	1	1	-	-	2	1	-	3	2	↔	11
<b>Felonies and Related Matters</b>	2025	61	9	-	-	-	-	-	-	-	-	-	-	70	-26%	70
	2024	75	20	10	43	12	25	51	32	42	43	20	38	95	▼	411
<b>General Civil - Level 1</b>	2025	-	-	-	-	-	-	-	-	-	-	-	-	0	-100%	0
	2024	2	-	1	-	-	-	-	-	-	-	-	-	2	▼	3
<b>General Civil - Level 2</b>	2025	3	2	-	-	-	-	-	-	-	-	-	-	5	0%	5
	2024	1	4	3	4	3	1	-	6	2	6	2	1	5	↔	33
<b>General Civil - Level 3</b>	2025	2	1	-	-	-	-	-	-	-	-	-	-	3	-25%	3
	2024	1	3	3	-	3	-	1	-	3	1	-	1	4	▼	16
<b>Miscellaneous Civil</b>	2025	85	71	-	-	-	-	-	-	-	-	-	-	156	8%	156
	2024	81	64	79	61	60	78	57	60	52	79	60	50	145	▲	781
<b>Misdemeanor</b>	2025	14	11	-	-	-	-	-	-	-	-	-	-	25	-32%	25
	2024	26	11	8	20	19	19	20	23	21	37	9	9	37	▼	222
<b>Other</b>	2025	9	1	-	-	-	-	-	-	-	-	-	-	10	-44%	10
	2024	8	10	12	11	6	3	6	9	3	-	9	7	18	▼	84
<b>Other Criminally Related Matters</b>	2025	4	3	-	-	-	-	-	-	-	-	-	-	7	250%	7
	2024	1	1	3	9	1	2	4	4	-	5	3	3	2	▲	36
<b>Probates/Wills &amp; Trusts - Level 2</b>	2025	1	-	-	-	-	-	-	-	-	-	-	-	1	1	1
	2024	-	-	-	1	2	2	-	-	4	1	1	-	0	↔	11
<b>Protective Orders</b>	2025	-	1	-	-	-	-	-	-	-	-	-	-	1	0%	1
	2024	1	-	-	3	-	1	-	-	-	-	1	-	1	↔	6
<b>Uncontested Divorce</b>	2025	4	2	-	-	-	-	-	-	-	-	-	-	6	-33%	6
	2024	4	5	6	9	2	3	3	2	4	6	1	4	9	▼	49

This report reflects the case management system. Numbers will update as reports are refreshed and posted. The case types reported may not necessitate judicial involvement.

Dashboard		Monthly Filings Summary		Jan --- Feb Filings	
<p><b>Court:</b> Lancaster Circuit  <b>Start/End Date:</b> Jan-24 / Feb-25  <b>2024 Average Month:</b> 61  <b>Jan-Feb 2024:</b> 169  <b>Filings Trending:</b> ▼</p>	<p><b>Circuit/Court ID:</b> 15 215103  <b>Type of Case:</b> Filings  <b>2025 Average Month:</b> 62  <b>Jan-Feb 2025 :</b> 124  <b>Overall AVG. Month:</b> 61</p>				

Filings by Division																
Divisions		Jan	Feb	Mar	Apr	May	Jun	Jul	Aug	Sep	Oct	Nov	Dec	Thru Feb	% Change	Total
<b>Total</b>	2025	66	58	-	-	-	-	-	-	-	-	-	-	124	-27%	124
	2024	99	70	44	81	40	38	56	39	71	71	73	46	169	▼	728
<b>Civil</b>	2025	9	5	-	-	-	-	-	-	-	-	-	-	14	-44%	14
	2024	18	7	4	8	6	11	5	5	10	4	13	6	25	▼	97
<b>Criminal</b>	2025	26	20	-	-	-	-	-	-	-	-	-	-	46	-47%	46
	2024	51	36	13	41	7	7	27	13	27	34	25	10	87	▼	291
<b>Concealed Handgun Permits</b>	2025	22	20	-	-	-	-	-	-	-	-	-	-	42	14%	42
	2024	17	20	18	23	15	12	17	6	23	22	25	19	37	▲	217
<b>Miscellaneous/ Other</b>	2025	9	13	-	-	-	-	-	-	-	-	-	-	22	10%	22
	2024	13	7	9	9	12	8	7	15	11	11	10	11	20	▲	123

Filings by Case Category																
Case Categories		Jan	Feb	Mar	Apr	May	Jun	Jul	Aug	Sep	Oct	Nov	Dec	Thru Feb	% Change	Total
<b>Contested Divorce</b>	2025	-	-	-	-	-	-	-	-	-	-	-	-	0	0	0
	2024	-	-	1	2	1	1	-	1	-	1	1	-	0	↔	8
<b>Domestic and Family - Level 1</b>	2025	1	-	-	-	-	-	-	-	-	-	-	-	1	1	1
	2024	-	-	-	-	-	6	2	-	-	-	-	-	0	↔	8
<b>Domestic and Family - Level 2</b>	2025	-	-	-	-	-	-	-	-	-	-	-	-	0	0	0
	2024	-	-	1	-	1	-	-	3	-	1	-	-	0	↔	6
<b>Felonies and Related Matters</b>	2025	24	6	-	-	-	-	-	-	-	-	-	-	30	-44%	30
	2024	39	15	11	24	7	5	20	11	19	23	24	6	54	▼	204
<b>General Civil - Level 1</b>	2025	1	-	-	-	-	-	-	-	-	-	-	-	1	0%	1
	2024	-	1	-	-	-	-	-	-	1	-	1	-	1	↔	3
<b>General Civil - Level 2</b>	2025	3	4	-	-	-	-	-	-	-	-	-	-	7	0%	7
	2024	4	3	-	3	-	4	3	-	5	2	3	4	7	↔	31
<b>General Civil - Level 3</b>	2025	3	-	-	-	-	-	-	-	-	-	-	-	3	-81%	3
	2024	14	2	3	2	2	-	-	2	1	-	2	1	16	▼	29
<b>Miscellaneous Civil</b>	2025	29	30	-	-	-	-	-	-	-	-	-	-	59	34%	59
	2024	21	23	24	31	26	18	23	14	28	29	31	28	44	▲	296
<b>Misdemeanor</b>	2025	3	14	-	-	-	-	-	-	-	-	-	-	17	-43%	17
	2024	10	20	2	16	-	-	5	1	7	11	-	3	30	▼	75
<b>Other</b>	2025	1	2	-	-	-	-	-	-	-	-	-	-	3	-73%	3
	2024	9	2	1	1	2	1	1	5	7	4	6	2	11	▼	41
<b>Other Criminally Related Matters</b>	2025	-	-	-	-	-	-	-	-	-	-	-	-	0	-100%	0
	2024	2	1	-	2	-	2	2	1	3	-	1	1	3	▼	15
<b>Probates/Wills &amp; Trusts - Level 1</b>	2025	1	-	-	-	-	-	-	-	-	-	-	-	1	1	1
	2024	-	-	-	-	-	-	-	-	-	-	-	-	0	↔	0
<b>Probates/Wills &amp; Trusts - Level 2</b>	2025	-	-	-	-	-	-	-	-	-	-	-	-	0	-100%	0
	2024	-	1	-	-	-	-	-	-	-	-	-	-	1	▼	1
<b>Uncontested Divorce</b>	2025	-	2	-	-	-	-	-	-	-	-	-	-	2	0%	2
	2024	-	2	1	-	1	1	-	1	-	-	4	1	2	↔	11

This report reflects the case management system. Numbers will update as reports are refreshed and posted. The case types reported may not necessitate judicial involvement.

Dashboard		Monthly Filings Summary		Jan --- Feb Filings	
<p><b>Court:</b> Northumberland Circuit  <b>Start/End Date:</b> Jan-24 / Feb-25  <b>2024 Average Month:</b> 65  <b>Jan-Feb 2024:</b> 120  <b>Filings Trending:</b> ▲</p>	<p><b>Circuit/Court ID:</b> 15 215133  <b>Type of Case:</b> Filings  <b>2025 Average Month:</b> 87  <b>Jan-Feb 2025 :</b> 174  <b>Overall AVG. Month:</b> 68</p>				

Filings by Division																
Divisions		Jan	Feb	Mar	Apr	May	Jun	Jul	Aug	Sep	Oct	Nov	Dec	Thru Feb	% Change	Total
<b>Total</b>	2025	105	69	-	-	-	-	-	-	-	-	-	-	174	45%	174
	2024	63	57	68	56	68	43	138	49	72	74	41	46	120	▲	775
<b>Civil</b>	2025	6	6	-	-	-	-	-	-	-	-	-	-	12	0%	12
	2024	5	7	10	8	7	8	14	2	8	7	4	5	12	↔	85
<b>Criminal</b>	2025	56	5	-	-	-	-	-	-	-	-	-	-	61	110%	61
	2024	16	13	6	8	23	9	91	7	17	26	14	14	29	▲	244
<b>Concealed Handgun Permits</b>	2025	34	38	-	-	-	-	-	-	-	-	-	-	72	26%	72
	2024	31	26	31	32	22	17	20	31	30	31	18	18	57	▲	307
<b>Miscellaneous/ Other</b>	2025	8	18	-	-	-	-	-	-	-	-	-	-	26	18%	26
	2024	11	11	21	8	16	9	13	9	17	10	5	9	22	▲	139
<b>Civil</b>	2025	1	2	-	-	-	-	-	-	-	-	-	-	3	3	3
	2024	-	-	-	-	-	-	-	-	-	-	-	-	0	↔	0

Filings by Case Category																
Case Categories		Jan	Feb	Mar	Apr	May	Jun	Jul	Aug	Sep	Oct	Nov	Dec	Thru Feb	% Change	Total
<b>Administrative Law</b>	2025	-	-	-	-	-	-	-	-	-	-	-	-	0	0	0
	2024	-	-	-	-	-	-	-	-	1	-	-	-	0	↔	1
<b>Contested Divorce</b>	2025	1	1	-	-	-	-	-	-	-	-	-	-	2	0%	2
	2024	-	2	1	1	1	1	1	1	1	2	-	-	2	↔	10
<b>Domestic and Family - Level 1</b>	2025	-	-	-	-	-	-	-	-	-	-	-	-	0	0	0
	2024	-	-	-	-	-	-	-	1	-	-	-	-	0	↔	1
<b>Domestic and Family - Level 2</b>	2025	-	-	-	-	-	-	-	-	-	-	-	-	0	0	0
	2024	-	-	-	-	-	-	-	-	-	-	-	1	0	↔	1
<b>Felonies and Related Matters</b>	2025	10	4	-	-	-	-	-	-	-	-	-	-	14	-26%	14
	2024	10	9	1	4	20	6	76	6	15	20	12	9	19	▼	188
<b>General Civil - Level 1</b>	2025	1	-	-	-	-	-	-	-	-	-	-	-	1	1	1
	2024	-	-	1	-	-	-	-	-	-	-	-	-	0	↔	1
<b>General Civil - Level 2</b>	2025	1	3	-	-	-	-	-	-	-	-	-	-	4	-33%	4
	2024	2	4	3	2	3	3	4	2	3	-	1	5	6	▼	32
<b>General Civil - Level 3</b>	2025	-	-	-	-	-	-	-	-	-	-	-	-	0	-100%	0
	2024	1	1	1	2	2	3	6	1	2	3	-	1	2	▼	23
<b>Miscellaneous Civil</b>	2025	38	42	-	-	-	-	-	-	-	-	-	-	80	23%	80
	2024	33	32	37	33	25	18	22	35	36	36	23	21	65	▲	351
<b>Misdemeanor</b>	2025	47	1	-	-	-	-	-	-	-	-	-	-	48	433%	48
	2024	6	3	2	2	2	-	3	-	2	6	1	2	9	▲	29
<b>Other</b>	2025	6	16	-	-	-	-	-	-	-	-	-	-	22	38%	22
	2024	11	5	15	7	14	7	12	4	11	6	-	4	16	▲	96
<b>Other Criminally Related Matters</b>	2025	-	-	-	-	-	-	-	-	-	-	-	-	0	-100%	0
	2024	-	1	3	3	1	3	12	1	-	-	1	3	1	▼	28
<b>Probates/Wills &amp; Trusts - Level 2</b>	2025	1	-	-	-	-	-	-	-	-	-	-	-	1	1	1
	2024	-	-	-	-	-	-	-	-	-	-	-	-	0	↔	0
<b>Uncontested Divorce</b>	2025	-	2	-	-	-	-	-	-	-	-	-	-	2	2	2
	2024	-	-	4	2	-	2	1	-	1	1	3	-	0	↔	14

This report reflects the case management system. Numbers will update as reports are refreshed and posted. The case types reported may not necessitate judicial involvement.



Dashboard		Monthly Filings Summary		Jan --- Feb Filings	
<b>Court:</b> Richmond County Circuit	<b>Circuit/Court ID:</b> 15 215159				
<b>Start/End Date:</b> Jan-24 / Feb-25	<b>Type of Case:</b> Filings				
<b>2024 Average Month:</b> 48	<b>2025 Average Month:</b> 34				
<b>Jan-Feb 2024:</b> 89	<b>Jan-Feb 2025 :</b> 68				
<b>Filings Trending:</b> ▼	<b>Overall AVG. Month:</b> 46				

Filings by Division																
Divisions		Jan	Feb	Mar	Apr	May	Jun	Jul	Aug	Sep	Oct	Nov	Dec	Thru Feb	% Change	Total
<b>Total</b>	2025	43	25	-	-	-	-	-	-	-	-	-	-	68	-24%	68
	2024	47	42	42	44	25	46	52	68	52	77	46	31	89	▼	572
<b>Civil</b>	2025	4	3	-	-	-	-	-	-	-	-	-	-	7	-22%	7
	2024	4	5	3	3	6	6	1	3	9	6	2	3	9	▼	51
<b>Criminal</b>	2025	10	4	-	-	-	-	-	-	-	-	-	-	14	-58%	14
	2024	20	13	12	13	1	26	35	55	25	49	19	12	33	▼	280
<b>Concealed Handgun Permits</b>	2025	26	15	-	-	-	-	-	-	-	-	-	-	41	17%	41
	2024	17	18	25	26	12	14	11	5	13	16	20	15	35	▲	192
<b>Miscellaneous/ Other</b>	2025	3	3	-	-	-	-	-	-	-	-	-	-	6	-50%	6
	2024	6	6	2	2	6	-	5	5	5	6	5	1	12	▼	49

Filings by Case Category																
Case Categories		Jan	Feb	Mar	Apr	May	Jun	Jul	Aug	Sep	Oct	Nov	Dec	Thru Feb	% Change	Total
<b>Contested Divorce</b>	2025	-	1	-	-	-	-	-	-	-	-	-	-	1	0%	1
	2024	-	1	1	1	-	2	1	-	-	-	-	1	1	↔	7
<b>Domestic and Family - Level 1</b>	2025	-	-	-	-	-	-	-	-	-	-	-	-	0	-100%	0
	2024	2	-	-	-	-	-	-	-	6	1	-	-	2	▼	9
<b>Domestic and Family - Level 2</b>	2025	-	-	-	-	-	-	-	-	-	-	-	-	0	0	0
	2024	-	-	-	-	2	1	-	-	-	-	-	-	0	↔	3
<b>Felonies and Related Matters</b>	2025	7	3	-	-	-	-	-	-	-	-	-	-	10	-52%	10
	2024	14	7	10	10	1	18	31	50	19	40	16	5	21	▼	221
<b>General Civil - Level 1</b>	2025	-	-	-	-	-	-	-	-	-	-	-	-	0	-100%	0
	2024	-	1	1	-	-	-	-	-	-	-	-	-	1	▼	2
<b>General Civil - Level 2</b>	2025	-	1	-	-	-	-	-	-	-	-	-	-	1	0%	1
	2024	-	1	1	1	4	-	-	1	-	2	-	-	1	↔	10
<b>General Civil - Level 3</b>	2025	3	-	-	-	-	-	-	-	-	-	-	-	3	0%	3
	2024	2	1	-	-	-	-	-	2	-	1	-	-	3	↔	6
<b>Miscellaneous Civil</b>	2025	29	18	-	-	-	-	-	-	-	-	-	-	47	4%	47
	2024	21	24	27	28	17	14	16	10	18	21	24	16	45	▲	236
<b>Misdemeanor</b>	2025	3	1	-	-	-	-	-	-	-	-	-	-	4	-50%	4
	2024	3	5	2	3	-	7	4	5	6	9	2	6	8	▼	52
<b>Other</b>	2025	-	-	-	-	-	-	-	-	-	-	-	-	0	-100%	0
	2024	2	-	-	-	-	-	-	-	-	-	-	1	2	▼	3
<b>Other Criminally Related Matters</b>	2025	-	-	-	-	-	-	-	-	-	-	-	-	0	-100%	0
	2024	3	1	-	-	-	1	-	-	-	-	-	1	4	▼	7
<b>Probates/Wills &amp; Trusts - Level 2</b>	2025	-	-	-	-	-	-	-	-	-	-	-	-	0	0	0
	2024	-	-	-	-	-	-	-	-	-	-	-	1	0	↔	1
<b>Uncontested Divorce</b>	2025	1	1	-	-	-	-	-	-	-	-	-	-	2	100%	2
	2024	-	1	-	1	1	3	-	-	3	3	1	2	1	▲	15

This report reflects the case management system. Numbers will update as reports are refreshed and posted. The case types reported may not necessitate judicial involvement.

# CPSS-CCMS-10.01 CASELOAD STATISTICS OF THE CIRCUIT COURTS

Spotsylvania

January 2024 -- February 2025 Filings

Alexandria and Fairfax Circuit are not Included in State Totals.

Dashboard		Monthly Filings Summary		Jan --- Feb Filings	
<b>Court:</b> Spotsylvania Circuit	<b>Circuit/Court ID:</b> 15 215177				
<b>Start/End Date:</b> Jan-24 / Feb-25	<b>Type of Case:</b> Filings				
<b>2024 Average Month:</b> 765	<b>2025 Average Month:</b> 760				
<b>Jan-Feb 2024:</b> 1,647	<b>Jan-Feb 2025 :</b> 1,520				
<b>Filings Trending:</b> ▼	<b>Overall AVG. Month:</b> 765				

Filings by Division																
Divisions		Jan	Feb	Mar	Apr	May	Jun	Jul	Aug	Sep	Oct	Nov	Dec	Thru Feb	% Change	Total
<b>Total</b>	2025	796	724	-	-	-	-	-	-	-	-	-	-	1,520	-8%	1,520
	2024	812	835	774	767	805	730	753	790	745	836	676	661	1,647	▼	9,184
<b>Civil</b>	2025	80	95	-	-	-	-	-	-	-	-	-	-	175	9%	175
	2024	83	78	85	92	133	93	106	122	99	104	64	71	161	▲	1,130
<b>Criminal</b>	2025	283	281	-	-	-	-	-	-	-	-	-	-	564	-16%	564
	2024	296	379	350	291	316	329	269	314	292	340	269	224	675	▼	3,669
<b>Concealed Handgun Permits</b>	2025	309	249	-	-	-	-	-	-	-	-	-	-	558	-5%	558
	2024	309	276	244	251	228	205	247	236	240	242	225	273	585	▼	2,976
<b>Miscellaneous/ Other</b>	2025	122	96	-	-	-	-	-	-	-	-	-	-	218	-3%	218
	2024	123	101	95	132	128	103	127	116	112	146	117	92	224	▼	1,392
<b>Civil</b>	2025	2	3	-	-	-	-	-	-	-	-	-	-	5	150%	5
	2024	1	1	-	1	-	-	-	4	2	2	4	1	2	▲	17

Filings by Case Category																
Case Categories		Jan	Feb	Mar	Apr	May	Jun	Jul	Aug	Sep	Oct	Nov	Dec	Thru Feb	% Change	Total
<b>Administrative Law</b>	2025	2	1	-	-	-	-	-	-	-	-	-	-	3	200%	3
	2024	1	-	-	-	-	-	1	1	-	-	-	-	1	▲	3
<b>Aggravated Murder</b>	2025	-	-	-	-	-	-	-	-	-	-	-	-	0	0	0
	2024	-	-	1	-	-	-	-	-	-	-	-	-	0	↔	1
<b>Contested Divorce</b>	2025	9	8	-	-	-	-	-	-	-	-	-	-	17	6%	17
	2024	12	4	10	6	9	13	17	10	14	15	12	7	16	▲	129
<b>Domestic and Family - Level 1</b>	2025	6	18	-	-	-	-	-	-	-	-	-	-	24	33%	24
	2024	10	8	18	24	50	24	12	45	15	12	7	11	18	▲	236
<b>Domestic and Family - Level 2</b>	2025	4	5	-	-	-	-	-	-	-	-	-	-	9	-10%	9
	2024	4	6	5	8	6	4	17	7	4	4	4	3	10	▼	72
<b>Felonies and Related Matters</b>	2025	216	197	-	-	-	-	-	-	-	-	-	-	413	-13%	413
	2024	194	280	258	194	219	241	197	220	198	206	178	143	474	▼	2,528
<b>General Civil - Level 1</b>	2025	1	-	-	-	-	-	-	-	-	-	-	-	1	0%	1
	2024	-	1	1	-	2	-	-	-	2	1	1	-	1	↔	8
<b>General Civil - Level 2</b>	2025	23	18	-	-	-	-	-	-	-	-	-	-	41	-15%	41
	2024	19	29	23	18	31	25	24	29	24	24	19	18	48	▼	283
<b>General Civil - Level 3</b>	2025	12	6	-	-	-	-	-	-	-	-	-	-	18	0%	18
	2024	15	3	5	4	8	6	5	10	5	19	6	10	18	↔	96
<b>Miscellaneous Civil</b>	2025	369	304	-	-	-	-	-	-	-	-	-	-	673	-4%	673
	2024	367	334	303	329	303	271	322	321	310	300	287	321	701	▼	3,768
<b>Misdemeanor</b>	2025	52	71	-	-	-	-	-	-	-	-	-	-	123	-30%	123
	2024	89	87	77	83	84	78	55	70	83	120	78	75	176	▼	979
<b>Other</b>	2025	58	41	-	-	-	-	-	-	-	-	-	-	99	-11%	99
	2024	67	44	35	55	47	33	52	31	42	89	53	40	111	▼	588
<b>Other Criminally Related Matters</b>	2025	15	13	-	-	-	-	-	-	-	-	-	-	28	12%	28
	2024	13	12	14	14	14	10	17	24	13	14	14	6	25	▲	165
<b>Probates/Wills &amp; Trusts - Level 1</b>	2025	-	-	-	-	-	-	-	-	-	-	-	-	0	0	0
	2024	-	-	-	-	-	-	-	-	1	-	-	-	0	↔	1
<b>Probates/Wills &amp; Trusts - Level 2</b>	2025	5	5	-	-	-	-	-	-	-	-	-	-	10	150%	10
	2024	2	2	3	3	2	6	7	-	7	4	-	3	4	▲	39
<b>Uncontested Divorce</b>	2025	24	37	-	-	-	-	-	-	-	-	-	-	61	39%	61
	2024	19	25	21	29	30	19	27	22	27	28	17	24	44	▲	288

This report reflects the case management system. Numbers will update as reports are refreshed and posted. The case types reported may not necessitate judicial involvement.

Dashboard		Monthly Filings Summary		Jan --- Feb Filings					
<p><b>Court:</b> Stafford Circuit  <b>Start/End Date:</b> Jan-24 / Feb-25  <b>2024 Average Month:</b> 705  <b>Jan-Feb 2024:</b> 1,484  <b>Filings Trending:</b> ▼</p>	<p><b>Circuit/Court ID:</b> 15 215179  <b>Type of Case:</b> Filings  <b>2025 Average Month:</b> 657  <b>Jan-Feb 2025 :</b> 1,313  <b>Overall AVG. Month:</b> 698</p>			<table border="1" style="margin: auto;"> <tr> <td style="text-align: center; width: 50px;">1,313</td> <td style="text-align: center; width: 50px;">1,484</td> </tr> <tr> <td style="text-align: center;">2025</td> <td style="text-align: center;">2024</td> </tr> </table>		1,313	1,484	2025	2024
1,313	1,484								
2025	2024								

Filings by Division																
Divisions		Jan	Feb	Mar	Apr	May	Jun	Jul	Aug	Sep	Oct	Nov	Dec	Thru Feb	% Change	Total
<b>Total</b>	2025	715	598	-	-	-	-	-	-	-	-	-	-	1,313	-12%	1,313
	2024	767	717	869	706	610	765	678	661	692	737	599	660	1,484	▼	8,461
<b>Civil</b>	2025	59	62	-	-	-	-	-	-	-	-	-	-	121	-24%	121
	2024	76	84	105	96	48	71	88	93	90	84	86	90	160	▼	1,011
<b>Criminal</b>	2025	303	187	-	-	-	-	-	-	-	-	-	-	490	-21%	490
	2024	345	278	393	271	270	398	267	252	273	332	209	251	623	▼	3,539
<b>Concealed Handgun Permits</b>	2025	270	268	-	-	-	-	-	-	-	-	-	-	538	-1%	538
	2024	277	267	293	245	213	205	236	252	254	239	213	249	544	▼	2,943
<b>Miscellaneous/ Other</b>	2025	83	81	-	-	-	-	-	-	-	-	-	-	164	4%	164
	2024	69	88	78	94	79	91	87	63	75	82	91	70	157	▲	967
<b>Civil</b>	2025	-	-	-	-	-	-	-	-	-	-	-	-	0	0	0
	2024	-	-	-	-	-	-	-	1	-	-	-	-	0	↔	1

Filings by Case Category																
Case Categories		Jan	Feb	Mar	Apr	May	Jun	Jul	Aug	Sep	Oct	Nov	Dec	Thru Feb	% Change	Total
<b>Administrative Law</b>	2025	-	1	-	-	-	-	-	-	-	-	-	-	1	-67%	1
	2024	3	-	3	-	-	2	-	2	-	-	1	2	3	▼	13
<b>Contested Divorce</b>	2025	5	7	-	-	-	-	-	-	-	-	-	-	12	-33%	12
	2024	8	10	13	18	5	5	12	13	10	11	12	10	18	▼	127
<b>Domestic and Family - Level 1</b>	2025	1	3	-	-	-	-	-	-	-	-	-	-	4	-60%	4
	2024	6	4	15	7	1	5	19	14	9	6	11	16	10	▼	113
<b>Domestic and Family - Level 2</b>	2025	4	1	-	-	-	-	-	-	-	-	-	-	5	-55%	5
	2024	7	4	7	6	5	5	4	13	5	7	6	5	11	▼	74
<b>Felonies and Related Matters</b>	2025	190	120	-	-	-	-	-	-	-	-	-	-	310	-23%	310
	2024	251	154	264	170	183	285	197	159	155	216	134	165	405	▼	2,333
<b>General Civil - Level 1</b>	2025	-	-	-	-	-	-	-	-	-	-	-	-	0	-100%	0
	2024	-	1	1	1	2	3	2	1	1	-	-	1	1	▼	13
<b>General Civil - Level 2</b>	2025	20	17	-	-	-	-	-	-	-	-	-	-	37	-12%	37
	2024	22	20	20	27	5	27	21	24	31	20	23	22	42	▼	262
<b>General Civil - Level 3</b>	2025	11	3	-	-	-	-	-	-	-	-	-	-	14	-56%	14
	2024	18	14	13	14	12	6	7	7	9	15	9	11	32	▼	135
<b>Miscellaneous Civil</b>	2025	340	345	-	-	-	-	-	-	-	-	-	-	685	0%	685
	2024	335	347	361	330	284	284	313	307	324	309	294	310	682	▲	3,798
<b>Misdemeanor</b>	2025	87	49	-	-	-	-	-	-	-	-	-	-	136	-21%	136
	2024	74	98	102	83	66	88	53	63	83	78	64	67	172	▼	919
<b>Other</b>	2025	2	-	-	-	-	-	-	-	-	-	-	-	2	-75%	2
	2024	1	7	5	1	-	1	-	4	1	-	2	1	8	▼	23
<b>Other Criminally Related Matters</b>	2025	29	18	-	-	-	-	-	-	-	-	-	-	47	2%	47
	2024	20	26	27	23	22	27	17	30	35	40	13	20	46	▲	300
<b>Probates/Wills &amp; Trusts - Level 1</b>	2025	-	1	-	-	-	-	-	-	-	-	-	-	1	0%	1
	2024	1	-	-	-	1	-	-	-	-	-	-	-	1	↔	2
<b>Probates/Wills &amp; Trusts - Level 2</b>	2025	1	8	-	-	-	-	-	-	-	-	-	-	9	-25%	9
	2024	2	10	7	7	1	5	4	2	4	5	2	4	12	▼	53
<b>Uncontested Divorce</b>	2025	25	25	-	-	-	-	-	-	-	-	-	-	50	22%	50
	2024	19	22	31	19	23	22	29	22	25	30	27	27	41	▲	296

This report reflects the case management system. Numbers will update as reports are refreshed and posted. The case types reported may not necessitate judicial involvement.

Dashboard		Monthly Filings Summary		Jan --- Feb Filings	
<b>Court:</b> Westmoreland Circuit	<b>Circuit/Court ID:</b> 15 215193				
<b>Start/End Date:</b> Jan-24 / Feb-25	<b>Type of Case:</b> Filings				
<b>2024 Average Month:</b> 89	<b>2025 Average Month:</b> 100				
<b>Jan-Feb 2024:</b> 181	<b>Jan-Feb 2025 :</b> 200				
<b>Filings Trending:</b> ▲	<b>Overall AVG. Month:</b> 91				

Filings by Division																
Divisions		Jan	Feb	Mar	Apr	May	Jun	Jul	Aug	Sep	Oct	Nov	Dec	Thru Feb	% Change	Total
<b>Total</b>	2025	117	83	-	-	-	-	-	-	-	-	-	-	200	10%	200
	2024	95	86	112	144	81	69	87	64	69	101	80	84	181	▲	1,072
<b>Civil</b>	2025	26	6	-	-	-	-	-	-	-	-	-	-	32	78%	32
	2024	10	8	7	18	12	17	11	10	12	18	9	9	18	▲	141
<b>Criminal</b>	2025	45	36	-	-	-	-	-	-	-	-	-	-	81	40%	81
	2024	34	24	43	83	37	31	28	7	15	47	43	38	58	▲	430
<b>Concealed Handgun Permits</b>	2025	39	31	-	-	-	-	-	-	-	-	-	-	70	-26%	70
	2024	49	46	43	29	24	15	36	35	35	29	21	30	95	▼	392
<b>Miscellaneous/ Other</b>	2025	7	10	-	-	-	-	-	-	-	-	-	-	17	70%	17
	2024	2	8	18	14	7	6	12	11	7	7	7	7	10	▲	106
<b>Civil</b>	2025	-	-	-	-	-	-	-	-	-	-	-	-	0	0	0
	2024	-	-	1	-	1	-	-	1	-	-	-	-	0	↔	3

Filings by Case Category																
Case Categories		Jan	Feb	Mar	Apr	May	Jun	Jul	Aug	Sep	Oct	Nov	Dec	Thru Feb	% Change	Total
<b>Administrative Law</b>	2025	4	-	-	-	-	-	-	-	-	-	-	-	4	4	4
	2024	-	-	-	-	-	-	-	-	-	-	-	1	0	↔	1
<b>Contested Divorce</b>	2025	1	1	-	-	-	-	-	-	-	-	-	-	2	-33%	2
	2024	2	1	1	1	-	1	1	3	-	-	1	-	3	▼	11
<b>Domestic and Family - Level 1</b>	2025	12	1	-	-	-	-	-	-	-	-	-	-	13	333%	13
	2024	2	1	-	8	4	9	-	2	1	17	-	-	3	▲	44
<b>Domestic and Family - Level 2</b>	2025	-	2	-	-	-	-	-	-	-	-	-	-	2	2	2
	2024	-	-	-	-	-	-	-	-	3	-	-	-	0	↔	3
<b>Felonies and Related Matters</b>	2025	23	18	-	-	-	-	-	-	-	-	-	-	41	-11%	41
	2024	30	16	29	55	20	19	16	4	9	16	17	22	46	▼	253
<b>General Civil - Level 1</b>	2025	-	-	-	-	-	-	-	-	-	-	-	-	0	0	0
	2024	-	-	-	-	-	-	-	2	-	-	-	-	0	↔	2
<b>General Civil - Level 2</b>	2025	3	1	-	-	-	-	-	-	-	-	-	-	4	100%	4
	2024	1	1	1	3	2	1	6	4	3	-	1	2	2	▲	25
<b>General Civil - Level 3</b>	2025	5	2	-	-	-	-	-	-	-	-	-	-	7	40%	7
	2024	4	1	1	3	4	4	5	2	2	-	4	2	5	▲	32
<b>Miscellaneous Civil</b>	2025	42	39	-	-	-	-	-	-	-	-	-	-	81	-22%	81
	2024	50	54	56	42	28	20	44	40	40	36	27	35	104	▼	472
<b>Misdemeanor</b>	2025	18	17	-	-	-	-	-	-	-	-	-	-	35	338%	35
	2024	3	5	12	15	6	4	5	1	4	6	6	8	8	▲	75
<b>Other</b>	2025	2	-	-	-	-	-	-	-	-	-	-	-	2	100%	2
	2024	1	-	5	-	2	-	-	2	-	-	-	1	1	▲	11
<b>Other Criminally Related Matters</b>	2025	4	1	-	-	-	-	-	-	-	-	-	-	5	25%	5
	2024	1	3	2	13	11	8	7	2	2	25	20	8	4	▲	102
<b>Probates/Wills &amp; Trusts - Level 1</b>	2025	1	-	-	-	-	-	-	-	-	-	-	-	1	1	1
	2024	-	-	-	-	-	-	-	-	-	-	-	-	0	↔	0
<b>Probates/Wills &amp; Trusts - Level 2</b>	2025	-	1	-	-	-	-	-	-	-	-	-	-	1	1	1
	2024	-	-	-	-	-	-	1	-	1	-	1	-	0	↔	3
<b>Protective Orders</b>	2025	1	-	-	-	-	-	-	-	-	-	-	-	1	1	1
	2024	-	-	-	-	-	2	-	-	-	-	-	-	0	↔	2
<b>Uncontested Divorce</b>	2025	1	-	-	-	-	-	-	-	-	-	-	-	1	-80%	1
	2024	1	4	5	4	4	1	2	2	4	1	3	5	5	▼	36

This report reflects the case management system. Numbers will update as reports are refreshed and posted. The case types reported may not necessitate judicial involvement.

# CPSS-CCMS-10.01 CASELOAD STATISTICS OF THE CIRCUIT COURTS

Fredericksburg

January 2024 -- February 2025 Filings

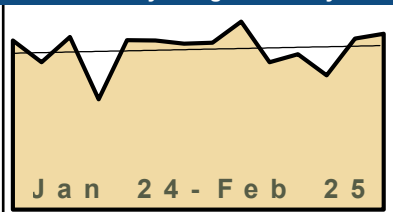
Alexandria and Fairfax Circuit are not Included in State Totals.

## Dashboard

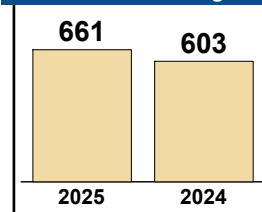
**Court:** Fredericksburg Circuit  
**Start/End Date:** Jan-24 / Feb-25  
**2024 Average Month:** 301  
**Jan-Feb 2024:** 603  
**Filings Trending:** ▲

**Circuit/Court ID:** 15 215630  
**Type of Case:** Filings  
**2025 Average Month:** 331  
**Jan-Feb 2025 :** 661  
**Overall AVG. Month:** 305

## Monthly Filings Summary



## Jan --- Feb Filings



## Filings by Division

Divisions		Jan	Feb	Mar	Apr	May	Jun	Jul	Aug	Sep	Oct	Nov	Dec	Thru Feb	% Change	Total
<b>Total</b>	2025	326	335	-	-	-	-	-	-	-	-	-	-	661	10%	661
	2024	322	281	329	210	323	322	316	318	358	281	296	256	603	▲	3,612
<b>Civil</b>	2025	40	51	-	-	-	-	-	-	-	-	-	-	91	1%	91
	2024	46	44	39	32	52	61	41	47	47	69	40	34	90	▲	552
<b>Criminal</b>	2025	208	218	-	-	-	-	-	-	-	-	-	-	426	28%	426
	2024	198	135	214	106	196	189	191	191	239	144	195	137	333	▲	2,135
<b>Concealed Handgun Permits</b>	2025	20	23	-	-	-	-	-	-	-	-	-	-	43	-43%	43
	2024	36	39	25	26	28	24	28	24	18	18	27	25	75	▼	318
<b>Miscellaneous/ Other</b>	2025	58	42	-	-	-	-	-	-	-	-	-	-	100	-4%	100
	2024	42	62	51	46	47	47	55	54	51	50	34	60	104	▼	599
<b>Civil</b>	2025	-	1	-	-	-	-	-	-	-	-	-	-	1	0%	1
	2024	-	1	-	-	-	1	1	2	3	-	-	-	1	↔	8

## Filings by Case Category

Case Categories		Jan	Feb	Mar	Apr	May	Jun	Jul	Aug	Sep	Oct	Nov	Dec	Thru Feb	% Change	Total
<b>Administrative Law</b>	2025	1	1	-	-	-	-	-	-	-	-	-	-	2	2	2
	2024	-	-	-	-	-	-	-	-	-	-	-	-	0	↔	0
<b>Aggravated Murder</b>	2025	1	-	-	-	-	-	-	-	-	-	-	-	1	1	1
	2024	-	-	-	-	-	-	-	-	-	-	-	-	0	↔	0
<b>Contested Divorce</b>	2025	8	6	-	-	-	-	-	-	-	-	-	-	14	8%	14
	2024	7	6	3	6	5	6	3	8	3	1	10	-	13	▲	58
<b>Domestic and Family - Level 1</b>	2025	2	15	-	-	-	-	-	-	-	-	-	-	17	55%	17
	2024	4	7	4	-	2	1	7	1	8	21	4	2	11	▲	61
<b>Domestic and Family - Level 2</b>	2025	8	7	-	-	-	-	-	-	-	-	-	-	15	-44%	15
	2024	16	11	-	14	7	18	10	7	8	8	4	2	27	▼	105
<b>Felonies and Related Matters</b>	2025	124	143	-	-	-	-	-	-	-	-	-	-	267	30%	267
	2024	120	86	113	61	109	93	106	124	146	81	115	79	206	▲	1,233
<b>General Civil - Level 1</b>	2025	1	-	-	-	-	-	-	-	-	-	-	-	1	-50%	1
	2024	2	-	1	1	-	2	1	1	1	2	4	1	2	▼	16
<b>General Civil - Level 2</b>	2025	7	10	-	-	-	-	-	-	-	-	-	-	17	183%	17
	2024	3	3	6	1	19	21	9	19	14	21	7	12	6	▲	135
<b>General Civil - Level 3</b>	2025	2	5	-	-	-	-	-	-	-	-	-	-	7	133%	7
	2024	2	1	6	6	-	2	1	1	4	1	3	1	3	▲	28
<b>Miscellaneous Civil</b>	2025	39	39	-	-	-	-	-	-	-	-	-	-	78	-30%	78
	2024	53	59	40	47	44	49	47	43	44	40	41	40	112	▼	547
<b>Misdemeanor</b>	2025	75	66	-	-	-	-	-	-	-	-	-	-	141	28%	141
	2024	67	43	100	32	77	88	74	50	88	54	72	46	110	▲	791
<b>Other</b>	2025	38	26	-	-	-	-	-	-	-	-	-	-	64	-6%	64
	2024	25	43	40	24	32	22	36	34	25	28	21	44	68	▼	374
<b>Other Criminally Related Matters</b>	2025	8	9	-	-	-	-	-	-	-	-	-	-	17	0%	17
	2024	11	6	2	13	10	8	11	17	5	9	8	13	17	↔	113
<b>Probates/Wills &amp; Trusts - Level 2</b>	2025	-	-	-	-	-	-	-	-	-	-	-	-	0	-100%	0
	2024	1	-	1	-	1	-	1	2	2	1	-	-	1	▼	9
<b>Protective Orders</b>	2025	-	-	-	-	-	-	-	-	-	-	-	-	0	0	0
	2024	-	-	-	-	-	2	-	-	-	-	-	-	0	↔	2
<b>Uncontested Divorce</b>	2025	12	8	-	-	-	-	-	-	-	-	-	-	20	-26%	20
	2024	11	16	13	5	17	10	10	11	10	14	7	16	27	▼	140

This report reflects the case management system. Numbers will update as reports are refreshed and posted. The case types reported may not necessitate judicial involvement.

Dashboard		Monthly Filings Summary		Jan --- Feb Filings	
<b>Court:</b> Albemarle Circuit	<b>Circuit/Court ID:</b> 16 216003			<b>645</b> <b>643</b>	
<b>Start/End Date:</b> Jan-24 / Feb-25	<b>Type of Case:</b> Filings				
<b>2024 Average Month:</b> 311	<b>2025 Average Month:</b> 323			<b>2025</b> <b>2024</b>	
<b>Jan-Feb 2024:</b> 643	<b>Jan-Feb 2025 :</b> 645				
<b>Filings Trending:</b> ↔	<b>Overall AVG. Month:</b> 313				

Filings by Division																
Divisions		Jan	Feb	Mar	Apr	May	Jun	Jul	Aug	Sep	Oct	Nov	Dec	Thru Feb	% Change	Total
<b>Total</b>	2025	299	346	-	-	-	-	-	-	-	-	-	-	645	0%	645
	2024	339	304	328	334	330	286	299	273	296	340	294	310	643	▲	3,733
<b>Civil</b>	2025	51	51	-	-	-	-	-	-	-	-	-	-	102	-10%	102
	2024	63	50	66	50	65	34	53	53	53	43	43	51	113	▼	624
<b>Criminal</b>	2025	39	57	-	-	-	-	-	-	-	-	-	-	96	20%	96
	2024	27	53	37	36	38	55	34	42	30	82	32	56	80	▲	522
<b>Concealed Handgun Permits</b>	2025	127	138	-	-	-	-	-	-	-	-	-	-	265	39%	265
	2024	105	86	104	93	66	76	100	80	95	108	99	84	191	▲	1,096
<b>Miscellaneous/ Other</b>	2025	82	100	-	-	-	-	-	-	-	-	-	-	182	-29%	182
	2024	143	114	121	151	159	120	107	97	117	107	119	116	257	▼	1,471
<b>Civil</b>	2025	-	-	-	-	-	-	-	-	-	-	-	-	0	-100%	0
	2024	1	1	-	4	2	1	5	1	1	-	1	3	2	▼	20

Filings by Case Category																
Case Categories		Jan	Feb	Mar	Apr	May	Jun	Jul	Aug	Sep	Oct	Nov	Dec	Thru Feb	% Change	Total
<b>Administrative Law</b>	2025	2	-	-	-	-	-	-	-	-	-	-	-	2	100%	2
	2024	-	1	-	-	-	-	-	2	1	1	-	-	1	▲	5
<b>Contested Divorce</b>	2025	6	6	-	-	-	-	-	-	-	-	-	-	12	-14%	12
	2024	7	7	7	2	10	3	10	8	8	4	5	8	14	▼	79
<b>Domestic and Family - Level 1</b>	2025	6	8	-	-	-	-	-	-	-	-	-	-	14	250%	14
	2024	4	-	7	1	11	5	7	1	-	1	2	1	4	▲	40
<b>Domestic and Family - Level 2</b>	2025	2	5	-	-	-	-	-	-	-	-	-	-	7	-42%	7
	2024	6	6	5	5	8	6	2	2	8	5	7	3	12	▼	63
<b>Felonies and Related Matters</b>	2025	26	44	-	-	-	-	-	-	-	-	-	-	70	17%	70
	2024	21	39	23	20	29	47	23	30	23	68	27	49	60	▲	399
<b>General Civil - Level 1</b>	2025	1	-	-	-	-	-	-	-	-	-	-	-	1	-50%	1
	2024	1	1	1	-	7	2	1	-	2	1	-	-	2	▼	16
<b>General Civil - Level 2</b>	2025	11	9	-	-	-	-	-	-	-	-	-	-	20	-41%	20
	2024	21	13	20	11	8	8	11	22	9	10	11	11	34	▼	155
<b>General Civil - Level 3</b>	2025	6	4	-	-	-	-	-	-	-	-	-	-	10	-23%	10
	2024	6	7	4	7	3	3	9	5	13	3	2	6	13	▼	68
<b>Miscellaneous Civil</b>	2025	157	173	-	-	-	-	-	-	-	-	-	-	330	25%	330
	2024	137	128	143	139	109	109	146	124	139	152	134	148	265	▲	1,608
<b>Misdemeanor</b>	2025	10	14	-	-	-	-	-	-	-	-	-	-	24	50%	24
	2024	5	11	10	14	9	8	11	9	6	11	4	5	16	▲	103
<b>Other</b>	2025	49	63	-	-	-	-	-	-	-	-	-	-	112	-38%	112
	2024	109	71	77	103	118	85	60	51	72	61	81	58	180	▼	946
<b>Other Criminally Related Matters</b>	2025	3	-	-	-	-	-	-	-	-	-	-	-	3	-40%	3
	2024	2	3	4	3	1	1	-	3	2	3	2	2	5	▼	26
<b>Probates/Wills &amp; Trusts - Level 1</b>	2025	-	-	-	-	-	-	-	-	-	-	-	-	0	0	0
	2024	-	-	-	-	-	-	-	-	1	-	-	2	0	↔	3
<b>Probates/Wills &amp; Trusts - Level 2</b>	2025	3	3	-	-	-	-	-	-	-	-	-	-	6	20%	6
	2024	3	2	7	6	3	3	5	1	2	5	4	5	5	▲	46
<b>Protective Orders</b>	2025	-	-	-	-	-	-	-	-	-	-	-	-	0	-100%	0
	2024	2	-	-	-	-	-	-	-	-	-	-	-	2	▼	2
<b>Uncontested Divorce</b>	2025	17	17	-	-	-	-	-	-	-	-	-	-	34	13%	34
	2024	15	15	20	23	14	6	14	15	10	15	15	12	30	▲	174

This report reflects the case management system. Numbers will update as reports are refreshed and posted. The case types reported may not necessitate judicial involvement.



# CPSS-CCMS-10.01 CASELOAD STATISTICS OF THE CIRCUIT COURTS

Culpeper

January 2024 -- February 2025 Filings

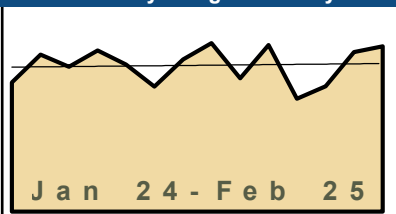
Alexandria and Fairfax Circuit are not Included in State Totals.

## Dashboard

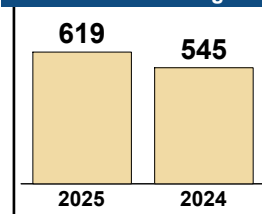
**Court:** Culpeper Circuit  
**Start/End Date:** Jan-24 / Feb-25  
**2024 Average Month:** 274  
**Jan-Feb 2024:** 545  
**Filings Trending:** ▲

**Circuit/Court ID:** 16 216047  
**Type of Case:** Filings  
**2025 Average Month:** 310  
**Jan-Feb 2025 :** 619  
**Overall AVG. Month:** 279

## Monthly Filings Summary



## Jan --- Feb Filings



## Filings by Division

Divisions		Jan	Feb	Mar	Apr	May	Jun	Jul	Aug	Sep	Oct	Nov	Dec	Thru Feb	% Change	Total
<b>Total</b>	2025	304	315	-	-	-	-	-	-	-	-	-	-	619	14%	619
	2024	246	299	276	307	280	238	290	321	254	317	215	239	545	▲	3,282
<b>Civil</b>	2025	41	43	-	-	-	-	-	-	-	-	-	-	84	4%	84
	2024	34	47	41	60	46	35	36	54	30	56	21	34	81	▲	494
<b>Criminal</b>	2025	118	159	-	-	-	-	-	-	-	-	-	-	277	34%	277
	2024	86	121	109	134	108	122	134	163	116	142	80	82	207	▲	1,397
<b>Concealed Handgun Permits</b>	2025	126	87	-	-	-	-	-	-	-	-	-	-	213	6%	213
	2024	102	99	110	88	78	63	92	78	79	88	91	96	201	▲	1,064
<b>Miscellaneous/ Other</b>	2025	19	26	-	-	-	-	-	-	-	-	-	-	45	-20%	45
	2024	24	32	16	25	47	18	28	23	28	31	23	27	56	▼	322
<b>Civil</b>	2025	-	-	-	-	-	-	-	-	-	-	-	-	0	0	0
	2024	-	-	-	-	1	-	-	3	1	-	-	-	0	↔	5

## Filings by Case Category

Case Categories		Jan	Feb	Mar	Apr	May	Jun	Jul	Aug	Sep	Oct	Nov	Dec	Thru Feb	% Change	Total
<b>Administrative Law</b>	2025	-	-	-	-	-	-	-	-	-	-	-	-	0	0	0
	2024	-	-	1	-	-	-	-	-	-	3	-	-	0	↔	4
<b>Contested Divorce</b>	2025	3	5	-	-	-	-	-	-	-	-	-	-	8	-27%	8
	2024	4	7	10	12	10	5	10	7	2	5	2	7	11	▼	81
<b>Domestic and Family - Level 1</b>	2025	10	16	-	-	-	-	-	-	-	-	-	-	26	160%	26
	2024	4	6	2	14	5	3	1	4	2	15	1	3	10	▲	60
<b>Domestic and Family - Level 2</b>	2025	3	3	-	-	-	-	-	-	-	-	-	-	6	-14%	6
	2024	1	6	1	2	6	2	3	3	1	3	3	3	7	▼	34
<b>Felonies and Related Matters</b>	2025	84	119	-	-	-	-	-	-	-	-	-	-	203	35%	203
	2024	66	84	79	93	80	94	102	129	76	96	55	55	150	▲	1,009
<b>General Civil - Level 1</b>	2025	-	-	-	-	-	-	-	-	-	-	-	-	0	-100%	0
	2024	1	-	-	-	-	-	-	-	-	-	-	-	1	▼	1
<b>General Civil - Level 2</b>	2025	7	7	-	-	-	-	-	-	-	-	-	-	14	27%	14
	2024	3	8	5	11	7	9	6	15	9	7	4	7	11	▲	91
<b>General Civil - Level 3</b>	2025	5	2	-	-	-	-	-	-	-	-	-	-	7	17%	7
	2024	5	1	1	3	3	3	2	4	2	5	1	3	6	▲	33
<b>Miscellaneous Civil</b>	2025	142	106	-	-	-	-	-	-	-	-	-	-	248	-2%	248
	2024	124	130	121	113	120	76	116	98	105	118	111	122	254	▼	1,354
<b>Misdemeanor</b>	2025	34	37	-	-	-	-	-	-	-	-	-	-	71	27%	71
	2024	21	35	26	40	28	27	32	30	37	45	25	27	56	▲	373
<b>Other</b>	2025	1	6	-	-	-	-	-	-	-	-	-	-	7	75%	7
	2024	1	3	4	-	7	3	2	6	4	2	1	-	4	▲	33
<b>Other Criminally Related Matters</b>	2025	-	3	-	-	-	-	-	-	-	-	-	-	3	50%	3
	2024	-	2	4	1	-	1	-	5	3	1	1	-	2	▲	18
<b>Probates/Wills &amp; Trusts - Level 1</b>	2025	-	-	-	-	-	-	-	-	-	-	-	-	0	-100%	0
	2024	1	2	-	-	-	1	-	-	-	-	-	-	3	▼	4
<b>Probates/Wills &amp; Trusts - Level 2</b>	2025	-	1	-	-	-	-	-	-	-	-	-	-	1	-50%	1
	2024	-	2	-	2	4	1	2	1	2	-	3	3	2	▼	20
<b>Uncontested Divorce</b>	2025	15	10	-	-	-	-	-	-	-	-	-	-	25	-11%	25
	2024	15	13	22	16	10	13	14	19	11	17	8	9	28	▼	167

This report reflects the case management system. Numbers will update as reports are refreshed and posted. The case types reported may not necessitate judicial involvement.

Dashboard		Monthly Filings Summary		Jan --- Feb Filings	
<p><b>Court:</b> Fluvanna Circuit  <b>Start/End Date:</b> Jan-24 / Feb-25  <b>2024 Average Month:</b> 140  <b>Jan-Feb 2024:</b> 324  <b>Filings Trending:</b> ▼</p>	<p><b>Circuit/Court ID:</b> 16 216065  <b>Type of Case:</b> Filings  <b>2025 Average Month:</b> 132  <b>Jan-Feb 2025 :</b> 264  <b>Overall AVG. Month:</b> 139</p>	<p style="text-align: center; font-weight: bold; font-size: 1.2em;">Jan 24 - Feb 25</p>		<p style="text-align: center; font-weight: bold; font-size: 1.2em;">264      324</p> <p style="text-align: center;">2025      2024</p>	

Filings by Division																
Divisions		Jan	Feb	Mar	Apr	May	Jun	Jul	Aug	Sep	Oct	Nov	Dec	Thru Feb	% Change	Total
<b>Total</b>	2025	130	134	-	-	-	-	-	-	-	-	-	-	264	-19%	264
	2024	161	163	116	138	132	149	114	176	121	142	113	155	324	▼	1,680
<b>Civil</b>	2025	10	15	-	-	-	-	-	-	-	-	-	-	25	-24%	25
	2024	14	19	14	9	11	20	23	24	21	30	7	18	33	▼	210
<b>Criminal</b>	2025	21	44	-	-	-	-	-	-	-	-	-	-	65	-22%	65
	2024	30	53	15	54	29	49	12	56	19	36	21	49	83	▼	423
<b>Concealed Handgun Permits</b>	2025	62	52	-	-	-	-	-	-	-	-	-	-	114	-19%	114
	2024	82	59	68	44	58	48	51	70	55	48	55	62	141	▼	700
<b>Miscellaneous/ Other</b>	2025	37	23	-	-	-	-	-	-	-	-	-	-	60	-9%	60
	2024	34	32	19	31	33	32	28	26	26	28	29	26	66	▼	344
<b>Civil</b>	2025	-	-	-	-	-	-	-	-	-	-	-	-	0	-100%	0
	2024	1	-	-	-	1	-	-	-	-	-	1	-	1	▼	3

Filings by Case Category																
Case Categories		Jan	Feb	Mar	Apr	May	Jun	Jul	Aug	Sep	Oct	Nov	Dec	Thru Feb	% Change	Total
<b>Administrative Law</b>	2025	-	-	-	-	-	-	-	-	-	-	-	-	0	0	0
	2024	-	-	1	-	-	-	-	-	-	1	-	-	1	0	↔
<b>Contested Divorce</b>	2025	1	-	-	-	-	-	-	-	-	-	-	-	1	-75%	1
	2024	1	3	4	3	1	7	2	3	3	4	1	2	4	▼	34
<b>Domestic and Family - Level 1</b>	2025	-	-	-	-	-	-	-	-	-	-	-	-	0	-100%	0
	2024	5	-	1	-	2	4	14	12	3	10	-	1	5	▼	52
<b>Domestic and Family - Level 2</b>	2025	2	3	-	-	-	-	-	-	-	-	-	-	5	0%	5
	2024	1	4	3	2	-	1	1	3	2	4	3	1	5	↔	25
<b>Felonies and Related Matters</b>	2025	15	37	-	-	-	-	-	-	-	-	-	-	52	6%	52
	2024	12	37	8	43	25	42	4	35	5	28	15	38	49	▲	292
<b>General Civil - Level 2</b>	2025	1	4	-	-	-	-	-	-	-	-	-	-	5	25%	5
	2024	2	2	1	1	3	3	3	-	2	6	1	3	4	▲	27
<b>General Civil - Level 3</b>	2025	1	1	-	-	-	-	-	-	-	-	-	-	2	-60%	2
	2024	1	4	-	3	2	1	1	-	2	1	-	2	5	▼	17
<b>Miscellaneous Civil</b>	2025	75	63	-	-	-	-	-	-	-	-	-	-	138	-17%	138
	2024	94	73	77	62	75	63	67	84	71	66	73	74	167	▼	879
<b>Misdemeanor</b>	2025	6	7	-	-	-	-	-	-	-	-	-	-	13	-32%	13
	2024	15	4	6	10	4	7	6	20	10	8	6	13	19	▼	109
<b>Other</b>	2025	22	10	-	-	-	-	-	-	-	-	-	-	32	-20%	32
	2024	23	17	10	12	17	15	12	12	9	8	11	14	40	▼	160
<b>Other Criminally Related Matters</b>	2025	-	-	-	-	-	-	-	-	-	-	-	-	0	-100%	0
	2024	3	12	1	1	-	-	2	1	4	-	-	-	15	▼	24
<b>Probates/Wills &amp; Trusts - Level 1</b>	2025	-	-	-	-	-	-	-	-	-	-	-	-	0	0	0
	2024	-	-	-	-	1	-	-	-	-	-	-	-	0	↔	1
<b>Probates/Wills &amp; Trusts - Level 2</b>	2025	-	1	-	-	-	-	-	-	-	-	-	-	1	-50%	1
	2024	-	2	2	-	-	1	1	1	1	-	1	1	2	▼	10
<b>Uncontested Divorce</b>	2025	7	8	-	-	-	-	-	-	-	-	-	-	15	67%	15
	2024	4	5	2	1	2	5	1	5	8	7	2	5	9	▲	47

This report reflects the case management system. Numbers will update as reports are refreshed and posted. The case types reported may not necessitate judicial involvement.

# CPSS-CCMS-10.01 CASELOAD STATISTICS OF THE CIRCUIT COURTS

Goochland

January 2024 -- February 2025 Filings

Alexandria and Fairfax Circuit are not Included in State Totals.

Dashboard		Monthly Filings Summary		Jan --- Feb Filings	
<b>Court:</b> Goochland Circuit <b>Start/End Date:</b> Jan-24 / Feb-25 <b>2024 Average Month:</b> 110 <b>Jan-Feb 2024:</b> 189 <b>Filings Trending:</b> ▲	<b>Circuit/Court ID:</b> 16 216075 <b>Type of Case:</b> Filings <b>2025 Average Month:</b> 139 <b>Jan-Feb 2025 :</b> 278 <b>Overall AVG. Month:</b> 114	<p>Jan 24 - Feb 25</p>	<div style="display: flex; justify-content: space-around; align-items: center;"> <div style="text-align: center;"> <p><b>278</b></p> <p>2025</p> </div> <div style="text-align: center;"> <p><b>189</b></p> <p>2024</p> </div> </div>		

Filings by Division																
Divisions		Jan	Feb	Mar	Apr	May	Jun	Jul	Aug	Sep	Oct	Nov	Dec	Thru Feb	% Change	Total
<b>Total</b>	2025	129	149	-	-	-	-	-	-	-	-	-	-	278	47%	278
	2024	105	84	111	102	115	107	92	105	131	140	107	117	189	▲	1,316
<b>Civil</b>	2025	12	10	-	-	-	-	-	-	-	-	-	-	22	47%	22
	2024	8	7	15	14	14	10	8	10	13	14	8	15	15	▲	136
<b>Criminal</b>	2025	22	25	-	-	-	-	-	-	-	-	-	-	47	42%	47
	2024	13	20	36	23	20	20	17	25	19	26	21	29	33	▲	269
<b>Concealed Handgun Permits</b>	2025	79	100	-	-	-	-	-	-	-	-	-	-	179	56%	179
	2024	68	47	50	51	60	44	57	53	74	78	68	64	115	▲	714
<b>Miscellaneous/Other</b>	2025	16	14	-	-	-	-	-	-	-	-	-	-	30	15%	30
	2024	16	10	10	14	21	33	10	17	25	22	9	9	26	▲	196
<b>Civil</b>	2025	-	-	-	-	-	-	-	-	-	-	-	-	0	0	0
	2024	-	-	-	-	-	-	-	-	-	-	1	-	0	↔	1

Filings by Case Category																
Case Categories		Jan	Feb	Mar	Apr	May	Jun	Jul	Aug	Sep	Oct	Nov	Dec	Thru Feb	% Change	Total
<b>Administrative Law</b>	2025	-	-	-	-	-	-	-	-	-	-	-	-	0	0	0
	2024	-	-	-	1	-	-	-	-	-	-	-	-	0	↔	1
<b>Aggravated Murder</b>	2025	-	-	-	-	-	-	-	-	-	-	-	-	0	-100%	0
	2024	-	3	-	-	-	-	-	-	-	-	-	-	3	▼	3
<b>Contested Divorce</b>	2025	2	3	-	-	-	-	-	-	-	-	-	-	5	150%	5
	2024	1	1	-	1	1	1	1	1	3	4	-	3	2	▲	17
<b>Domestic and Family - Level 1</b>	2025	-	-	-	-	-	-	-	-	-	-	-	-	0	0	0
	2024	-	-	-	-	-	-	-	1	-	-	-	4	0	↔	5
<b>Domestic and Family - Level 2</b>	2025	2	1	-	-	-	-	-	-	-	-	-	-	3	3	3
	2024	-	-	1	1	1	-	1	-	-	1	-	1	0	↔	6
<b>Felonies and Related Matters</b>	2025	10	13	-	-	-	-	-	-	-	-	-	-	23	21%	23
	2024	8	11	28	11	7	12	11	13	12	14	16	17	19	▲	160
<b>General Civil - Level 1</b>	2025	-	-	-	-	-	-	-	-	-	-	-	-	0	0	0
	2024	-	-	2	-	1	-	1	-	1	-	-	-	0	↔	5
<b>General Civil - Level 2</b>	2025	5	2	-	-	-	-	-	-	-	-	-	-	7	0%	7
	2024	5	2	4	5	7	5	4	5	3	3	4	4	7	↔	51
<b>General Civil - Level 3</b>	2025	-	3	-	-	-	-	-	-	-	-	-	-	3	0%	3
	2024	1	2	3	-	1	-	2	1	-	4	1	1	3	↔	16
<b>Miscellaneous Civil</b>	2025	92	108	-	-	-	-	-	-	-	-	-	-	200	47%	200
	2024	79	57	59	63	79	67	66	65	96	98	75	70	136	▲	874
<b>Misdemeanor</b>	2025	8	10	-	-	-	-	-	-	-	-	-	-	18	80%	18
	2024	5	5	7	7	10	7	4	10	6	7	4	10	10	▲	82
<b>Other</b>	2025	2	3	-	-	-	-	-	-	-	-	-	-	5	5	5
	2024	-	-	-	1	3	9	-	4	2	1	3	2	0	↔	25
<b>Other Criminally Related Matters</b>	2025	4	2	-	-	-	-	-	-	-	-	-	-	6	200%	6
	2024	1	1	1	5	3	1	2	3	1	5	1	2	2	▲	26
<b>Probates/Wills &amp; Trusts - Level 2</b>	2025	-	-	-	-	-	-	-	-	-	-	-	-	0	-100%	0
	2024	1	-	-	-	1	2	-	-	-	-	-	1	1	▼	5
<b>Uncontested Divorce</b>	2025	4	4	-	-	-	-	-	-	-	-	-	-	8	33%	8
	2024	4	2	6	7	1	3	-	2	7	3	3	2	6	▲	40

This report reflects the case management system. Numbers will update as reports are refreshed and posted. The case types reported may not necessitate judicial involvement.

Dashboard		Monthly Filings Summary		Jan --- Feb Filings							
<p><b>Court:</b> Greene Circuit  <b>Start/End Date:</b> Jan-24 / Feb-25  <b>2024 Average Month:</b> 124  <b>Jan-Feb 2024:</b> 232  <b>Filings Trending:</b> ↔</p>	<p><b>Circuit/Court ID:</b> 16 216079  <b>Type of Case:</b> Filings  <b>2025 Average Month:</b> 114  <b>Jan-Feb 2025 :</b> 227  <b>Overall AVG. Month:</b> 123</p>	<p style="text-align: center; font-weight: bold; color: white; background-color: black; padding: 2px;">Jan 24 - Feb 25</p>		<table style="margin: auto;"> <tr> <td style="text-align: center; font-weight: bold; font-size: 1.2em;">227</td> <td style="text-align: center; font-weight: bold; font-size: 1.2em;">232</td> </tr> <tr> <td style="text-align: center; width: 50px; height: 50px; background-color: #f0e68c;"></td> <td style="text-align: center; width: 50px; height: 50px; background-color: #f0e68c;"></td> </tr> <tr> <td style="text-align: center; font-weight: bold;">2025</td> <td style="text-align: center; font-weight: bold;">2024</td> </tr> </table>		227	232			2025	2024
227	232										
2025	2024										

Filings by Division																
Divisions		Jan	Feb	Mar	Apr	May	Jun	Jul	Aug	Sep	Oct	Nov	Dec	Thru Feb	% Change	Total
Total	2025	122	105	-	-	-	-	-	-	-	-	-	-	227	-2%	227
	2024	75	157	134	127	132	108	113	162	97	143	78	163	232	▼	1,489
Civil	2025	12	9	-	-	-	-	-	-	-	-	-	-	21	50%	21
	2024	9	5	14	8	11	6	15	10	5	9	16	13	14	▲	121
Criminal	2025	28	33	-	-	-	-	-	-	-	-	-	-	61	-13%	61
	2024	10	60	43	33	35	42	35	96	39	62	13	104	70	▼	572
Concealed Handgun Permits	2025	69	50	-	-	-	-	-	-	-	-	-	-	119	3%	119
	2024	43	73	51	55	62	34	39	34	33	56	39	41	116	▲	560
Miscellaneous/ Other	2025	13	13	-	-	-	-	-	-	-	-	-	-	26	-19%	26
	2024	13	19	26	29	24	26	23	22	20	16	10	5	32	▼	233
Civil	2025	-	-	-	-	-	-	-	-	-	-	-	-	0	0	0
	2024	-	-	-	2	-	-	-	1	-	-	-	-	-	0	↔

Filings by Case Category																
Case Categories		Jan	Feb	Mar	Apr	May	Jun	Jul	Aug	Sep	Oct	Nov	Dec	Thru Feb	% Change	Total
Administrative Law	2025	-	-	-	-	-	-	-	-	-	-	-	-	0	0	0
	2024	-	-	-	-	-	-	1	-	-	-	-	-	-	0	↔
Contested Divorce	2025	2	-	-	-	-	-	-	-	-	-	-	-	2	-33%	2
	2024	1	2	2	2	1	3	-	1	-	1	4	2	3	▼	19
Domestic and Family - Level 1	2025	1	-	-	-	-	-	-	-	-	-	-	-	1	1	1
	2024	-	-	4	1	-	-	4	-	1	1	8	1	0	↔	20
Domestic and Family - Level 2	2025	1	-	-	-	-	-	-	-	-	-	-	-	1	1	1
	2024	-	-	-	1	1	-	1	2	-	-	-	2	0	↔	7
Felonies and Related Matters	2025	25	17	-	-	-	-	-	-	-	-	-	-	42	-9%	42
	2024	4	42	30	18	24	32	15	28	31	40	3	19	46	▼	286
General Civil - Level 1	2025	-	-	-	-	-	-	-	-	-	-	-	-	0	-100%	0
	2024	-	1	-	-	1	-	-	-	-	-	-	-	-	1	▼
General Civil - Level 2	2025	-	3	-	-	-	-	-	-	-	-	-	-	3	50%	3
	2024	2	-	3	1	2	-	4	-	2	3	2	1	2	▲	20
General Civil - Level 3	2025	3	-	-	-	-	-	-	-	-	-	-	-	3	-25%	3
	2024	2	2	1	-	3	-	3	-	1	-	1	1	4	▼	14
Miscellaneous Civil	2025	74	60	-	-	-	-	-	-	-	-	-	-	134	6%	134
	2024	49	78	68	68	71	45	52	44	49	63	44	42	127	▲	673
Misdemeanor	2025	3	12	-	-	-	-	-	-	-	-	-	-	15	-29%	15
	2024	6	15	6	13	11	9	14	67	5	22	6	82	21	▼	256
Other	2025	6	4	-	-	-	-	-	-	-	-	-	-	10	-47%	10
	2024	6	13	9	17	15	15	11	11	3	9	5	4	19	▼	118
Other Criminally Related Matters	2025	1	4	-	-	-	-	-	-	-	-	-	-	5	67%	5
	2024	-	3	7	2	-	1	6	1	3	-	4	3	3	▲	30
Probates/Wills & Trusts - Level 1	2025	-	-	-	-	-	-	-	-	-	-	-	-	0	0	0
	2024	-	-	-	-	1	-	-	-	-	-	-	-	0	↔	1
Probates/Wills & Trusts - Level 2	2025	-	-	-	-	-	-	-	-	-	-	-	-	0	0	0
	2024	-	-	-	-	-	-	-	-	1	-	-	-	0	↔	1
Uncontested Divorce	2025	6	5	-	-	-	-	-	-	-	-	-	-	11	83%	11
	2024	5	1	4	4	2	3	2	8	1	4	1	6	6	▲	41

Dashboard		Monthly Filings Summary		Jan --- Feb Filings	
<b>Court:</b> Louisa Circuit	<b>Circuit/Court ID:</b> 16 216109				
<b>Start/End Date:</b> Jan-24 / Feb-25	<b>Type of Case:</b> Filings				
<b>2024 Average Month:</b> 215	<b>2025 Average Month:</b> 162				
<b>Jan-Feb 2024:</b> 429	<b>Jan-Feb 2025 :</b> 324				
<b>Filings Trending:</b> ▼	<b>Overall AVG. Month:</b> 207				

Filings by Division																
Divisions		Jan	Feb	Mar	Apr	May	Jun	Jul	Aug	Sep	Oct	Nov	Dec	Thru Feb	% Change	Total
<b>Total</b>	2025	162	162	-	-	-	-	-	-	-	-	-	-	324	-24%	324
	2024	238	191	268	212	227	177	200	259	233	195	207	171	429	▼	2,578
<b>Civil</b>	2025	28	17	-	-	-	-	-	-	-	-	-	-	45	15%	45
	2024	21	18	26	33	27	21	27	52	25	29	26	16	39	▲	321
<b>Criminal</b>	2025	43	44	-	-	-	-	-	-	-	-	-	-	87	-38%	87
	2024	84	56	95	66	103	68	57	57	72	43	80	32	140	▼	813
<b>Concealed Handgun Permits</b>	2025	74	84	-	-	-	-	-	-	-	-	-	-	158	-4%	158
	2024	81	84	110	80	65	60	77	92	105	90	69	105	165	▼	1,018
<b>Miscellaneous/ Other</b>	2025	17	15	-	-	-	-	-	-	-	-	-	-	32	-62%	32
	2024	52	33	36	33	32	28	38	58	30	31	30	16	85	▼	417
<b>Civil</b>	2025	-	2	-	-	-	-	-	-	-	-	-	-	2	2	2
	2024	-	-	1	-	-	-	1	-	1	2	2	2	0	↔	9

Filings by Case Category																
Case Categories		Jan	Feb	Mar	Apr	May	Jun	Jul	Aug	Sep	Oct	Nov	Dec	Thru Feb	% Change	Total
<b>Administrative Law</b>	2025	-	-	-	-	-	-	-	-	-	-	-	-	0	-100%	0
	2024	1	1	-	-	-	-	-	-	-	-	-	-	2	▼	2
<b>Contested Divorce</b>	2025	6	2	-	-	-	-	-	-	-	-	-	-	8	0%	8
	2024	4	4	1	4	7	3	2	5	6	4	2	2	8	↔	44
<b>Domestic and Family - Level 1</b>	2025	1	4	-	-	-	-	-	-	-	-	-	-	5	400%	5
	2024	1	-	13	5	2	1	3	17	1	4	5	-	1	▲	52
<b>Domestic and Family - Level 2</b>	2025	-	-	-	-	-	-	-	-	-	-	-	-	0	0	0
	2024	-	-	1	6	2	1	-	3	-	1	4	1	0	↔	19
<b>Felonies and Related Matters</b>	2025	31	24	-	-	-	-	-	-	-	-	-	-	55	-47%	55
	2024	66	37	54	45	82	45	40	29	54	23	45	19	103	▼	539
<b>General Civil - Level 1</b>	2025	3	-	-	-	-	-	-	-	-	-	-	-	3	3	3
	2024	-	-	-	-	-	-	1	-	-	-	-	-	0	↔	1
<b>General Civil - Level 2</b>	2025	5	7	-	-	-	-	-	-	-	-	-	-	12	33%	12
	2024	5	4	4	8	4	3	5	13	7	8	4	3	9	▲	68
<b>General Civil - Level 3</b>	2025	7	1	-	-	-	-	-	-	-	-	-	-	8	33%	8
	2024	4	2	4	2	2	4	6	3	3	2	1	2	6	▲	35
<b>Miscellaneous Civil</b>	2025	89	96	-	-	-	-	-	-	-	-	-	-	185	-8%	185
	2024	95	107	121	96	78	73	96	114	123	103	87	120	202	▼	1,213
<b>Misdemeanor</b>	2025	10	18	-	-	-	-	-	-	-	-	-	-	28	-15%	28
	2024	17	16	40	21	21	19	15	25	18	18	33	14	33	▼	257
<b>Other</b>	2025	1	2	-	-	-	-	-	-	-	-	-	-	3	-93%	3
	2024	35	11	25	17	18	14	19	36	13	21	14	2	46	▼	225
<b>Other Criminally Related Matters</b>	2025	2	2	-	-	-	-	-	-	-	-	-	-	4	-20%	4
	2024	2	3	1	1	-	4	2	3	1	2	2	-	5	▼	21
<b>Probates/Wills &amp; Trusts - Level 1</b>	2025	-	1	-	-	-	-	-	-	-	-	-	-	1	0%	1
	2024	-	1	-	-	1	1	-	-	-	-	-	-	1	↔	3
<b>Probates/Wills &amp; Trusts - Level 2</b>	2025	-	-	-	-	-	-	-	-	-	-	-	-	0	0	0
	2024	-	-	-	1	2	-	1	2	2	3	1	1	0	↔	13
<b>Uncontested Divorce</b>	2025	7	5	-	-	-	-	-	-	-	-	-	-	12	-8%	12
	2024	8	5	4	6	8	9	10	9	5	6	9	7	13	▼	86

This report reflects the case management system. Numbers will update as reports are refreshed and posted. The case types reported may not necessitate judicial involvement.

Dashboard		Monthly Filings Summary		Jan --- Feb Filings	
<p><b>Court:</b> Madison Circuit  <b>Start/End Date:</b> Jan-24 / Feb-25  <b>2024 Average Month:</b> 80  <b>Jan-Feb 2024:</b> 142  <b>Filings Trending:</b> ▲</p>	<p><b>Circuit/Court ID:</b> 16 216113  <b>Type of Case:</b> Filings  <b>2025 Average Month:</b> 116  <b>Jan-Feb 2025 :</b> 232  <b>Overall AVG. Month:</b> 85</p>				

Filings by Division																
Divisions		Jan	Feb	Mar	Apr	May	Jun	Jul	Aug	Sep	Oct	Nov	Dec	Thru Feb	% Change	Total
<b>Total</b>	2025	78	154	-	-	-	-	-	-	-	-	-	-	232	63%	232
	2024	66	76	99	83	79	51	67	92	109	86	54	92	142	▲	954
<b>Civil</b>	2025	5	6	-	-	-	-	-	-	-	-	-	-	11	0%	11
	2024	7	4	6	11	9	15	3	7	8	6	5	14	11	↔	95
<b>Criminal</b>	2025	9	75	-	-	-	-	-	-	-	-	-	-	84	200%	84
	2024	8	20	24	15	25	9	13	34	48	24	2	12	28	▲	234
<b>Concealed Handgun Permits</b>	2025	47	47	-	-	-	-	-	-	-	-	-	-	94	45%	94
	2024	31	34	40	39	31	15	28	33	37	47	30	49	65	▲	414
<b>Miscellaneous/ Other</b>	2025	17	26	-	-	-	-	-	-	-	-	-	-	43	13%	43
	2024	20	18	29	18	14	12	22	18	16	9	17	17	38	▲	210
<b>Civil</b>	2025	-	-	-	-	-	-	-	-	-	-	-	-	0	0	0
	2024	-	-	-	-	-	-	1	-	-	-	-	-	0	↔	1

Filings by Case Category																
Case Categories		Jan	Feb	Mar	Apr	May	Jun	Jul	Aug	Sep	Oct	Nov	Dec	Thru Feb	% Change	Total
<b>Administrative Law</b>	2025	-	1	-	-	-	-	-	-	-	-	-	-	1	1	1
	2024	-	-	-	1	1	-	-	1	-	-	-	-	0	↔	3
<b>Contested Divorce</b>	2025	-	-	-	-	-	-	-	-	-	-	-	-	0	-100%	0
	2024	-	1	-	1	3	1	1	3	2	-	2	2	1	▼	16
<b>Domestic and Family - Level 1</b>	2025	-	-	-	-	-	-	-	-	-	-	-	-	0	-100%	0
	2024	1	1	-	-	-	11	-	1	1	-	-	-	2	▼	15
<b>Domestic and Family - Level 2</b>	2025	-	-	-	-	-	-	-	-	-	-	-	-	0	0	0
	2024	-	-	1	1	1	-	-	-	2	-	1	1	0	↔	7
<b>Felonies and Related Matters</b>	2025	6	32	-	-	-	-	-	-	-	-	-	-	38	124%	38
	2024	6	11	15	9	13	6	11	21	34	10	1	8	17	▲	145
<b>General Civil - Level 1</b>	2025	-	-	-	-	-	-	-	-	-	-	-	-	0	0	0
	2024	-	-	-	1	-	-	-	1	-	-	-	-	0	↔	2
<b>General Civil - Level 2</b>	2025	-	2	-	-	-	-	-	-	-	-	-	-	2	-50%	2
	2024	3	1	1	2	-	1	-	-	1	2	2	2	4	▼	15
<b>General Civil - Level 3</b>	2025	2	1	-	-	-	-	-	-	-	-	-	-	3	3	3
	2024	-	-	1	3	1	-	-	-	-	1	1	7	0	↔	14
<b>Miscellaneous Civil</b>	2025	54	51	-	-	-	-	-	-	-	-	-	-	105	44%	105
	2024	35	38	51	47	33	22	36	41	44	50	35	52	73	▲	484
<b>Misdemeanor</b>	2025	1	42	-	-	-	-	-	-	-	-	-	-	43	291%	43
	2024	2	9	6	6	12	3	2	12	13	13	1	4	11	▲	83
<b>Other</b>	2025	10	21	-	-	-	-	-	-	-	-	-	-	31	0%	31
	2024	17	14	18	10	12	5	15	11	8	6	10	14	31	↔	140
<b>Other Criminally Related Matters</b>	2025	2	1	-	-	-	-	-	-	-	-	-	-	3	3	3
	2024	-	-	3	-	-	-	-	-	1	1	1	-	0	↔	6
<b>Probates/Wills &amp; Trusts - Level 1</b>	2025	-	-	-	-	-	-	-	-	-	-	-	-	0	0	0
	2024	-	-	-	-	-	-	-	-	1	-	-	-	0	↔	1
<b>Probates/Wills &amp; Trusts - Level 2</b>	2025	-	2	-	-	-	-	-	-	-	-	-	-	2	100%	2
	2024	1	-	2	1	1	1	1	-	-	1	1	-	1	▲	9
<b>Uncontested Divorce</b>	2025	3	1	-	-	-	-	-	-	-	-	-	-	4	100%	4
	2024	1	1	1	1	2	1	1	-	2	2	-	2	2	▲	14

This report reflects the case management system. Numbers will update as reports are refreshed and posted. The case types reported may not necessitate judicial involvement.



Dashboard	Monthly Filings Summary	Jan --- Feb Filings				
<p><b>Court:</b> Orange Circuit  <b>Start/End Date:</b> Jan-24 / Feb-25  <b>2024 Average Month:</b> 186  <b>Jan-Feb 2024:</b> 374  <b>Filings Trending:</b> ↔</p> <p><b>Circuit/Court ID:</b> 16 216137  <b>Type of Case:</b> Filings  <b>2025 Average Month:</b> 186  <b>Jan-Feb 2025 :</b> 371  <b>Overall AVG. Month:</b> 186</p>	<p>Jan 24 - Feb 25</p>	<table border="1" style="margin: auto;"> <tr> <td style="text-align: center; width: 50px;">371</td> <td style="text-align: center; width: 50px;">374</td> </tr> <tr> <td style="text-align: center;">2025</td> <td style="text-align: center;">2024</td> </tr> </table>	371	374	2025	2024
371	374					
2025	2024					

Filings by Division																
Divisions		Jan	Feb	Mar	Apr	May	Jun	Jul	Aug	Sep	Oct	Nov	Dec	Thru Feb	% Change	Total
<b>Total</b>	2025	222	149	-	-	-	-	-	-	-	-	-	-	371	-1%	371
	2024	196	178	226	156	211	127	187	149	199	204	241	157	374	▼	2,231
<b>Civil</b>	2025	25	15	-	-	-	-	-	-	-	-	-	-	40	-2%	40
	2024	24	17	21	22	26	24	35	15	22	20	22	23	41	▼	271
<b>Criminal</b>	2025	82	50	-	-	-	-	-	-	-	-	-	-	132	4%	132
	2024	77	50	103	39	101	38	62	58	96	64	147	57	127	▲	892
<b>Concealed Handgun Permits</b>	2025	95	67	-	-	-	-	-	-	-	-	-	-	162	-9%	162
	2024	80	99	80	71	69	46	71	58	63	89	57	57	179	▼	840
<b>Miscellaneous/ Other</b>	2025	20	17	-	-	-	-	-	-	-	-	-	-	37	37%	37
	2024	15	12	22	24	15	19	18	18	18	31	15	20	27	▲	227
<b>Civil</b>	2025	-	-	-	-	-	-	-	-	-	-	-	-	0	0	0
	2024	-	-	-	-	-	-	1	-	-	-	-	-	0	↔	1

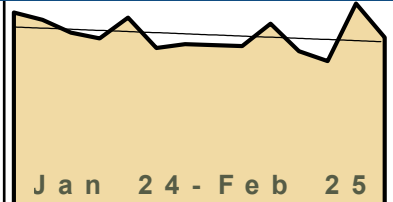
Filings by Case Category																
Case Categories		Jan	Feb	Mar	Apr	May	Jun	Jul	Aug	Sep	Oct	Nov	Dec	Thru Feb	% Change	Total
<b>Administrative Law</b>	2025	-	-	-	-	-	-	-	-	-	-	-	-	0	0	0
	2024	-	-	-	2	-	2	-	-	-	1	-	-	0	↔	5
<b>Contested Divorce</b>	2025	3	2	-	-	-	-	-	-	-	-	-	-	5	-44%	5
	2024	5	4	3	3	4	-	4	2	3	2	5	2	9	▼	37
<b>Domestic and Family - Level 1</b>	2025	6	-	-	-	-	-	-	-	-	-	-	-	6	-14%	6
	2024	3	4	3	3	6	3	7	3	4	2	2	1	7	▼	41
<b>Domestic and Family - Level 2</b>	2025	-	2	-	-	-	-	-	-	-	-	-	-	2	2	2
	2024	-	-	-	2	1	1	2	3	1	3	2	3	0	↔	18
<b>Felonies and Related Matters</b>	2025	46	28	-	-	-	-	-	-	-	-	-	-	74	-5%	74
	2024	54	24	64	16	78	20	35	35	70	39	114	35	78	▼	584
<b>General Civil - Level 1</b>	2025	-	1	-	-	-	-	-	-	-	-	-	-	1	1	1
	2024	-	-	-	-	-	-	1	-	-	-	-	-	0	↔	1
<b>General Civil - Level 2</b>	2025	6	5	-	-	-	-	-	-	-	-	-	-	11	38%	11
	2024	3	5	7	9	6	6	5	3	5	6	4	5	8	▲	64
<b>General Civil - Level 3</b>	2025	3	-	-	-	-	-	-	-	-	-	-	-	3	0%	3
	2024	3	-	5	-	8	3	6	-	9	3	2	2	3	↔	41
<b>Miscellaneous Civil</b>	2025	115	84	-	-	-	-	-	-	-	-	-	-	199	-2%	199
	2024	93	110	100	95	80	62	89	75	74	119	70	77	203	▼	1,044
<b>Misdemeanor</b>	2025	34	21	-	-	-	-	-	-	-	-	-	-	55	20%	55
	2024	21	25	37	21	21	14	27	21	23	23	29	20	46	▲	282
<b>Other</b>	2025	-	-	-	-	-	-	-	-	-	-	-	-	0	-100%	0
	2024	1	-	3	1	1	1	2	-	2	-	-	-	1	▼	11
<b>Other Criminally Related Matters</b>	2025	2	1	-	-	-	-	-	-	-	-	-	-	3	0%	3
	2024	2	1	2	2	2	4	-	3	3	2	5	2	3	↔	28
<b>Probates/Wills &amp; Trusts - Level 1</b>	2025	2	-	-	-	-	-	-	-	-	-	-	-	2	2	2
	2024	-	-	-	-	-	-	3	-	-	-	-	-	0	↔	3
<b>Probates/Wills &amp; Trusts - Level 2</b>	2025	-	-	-	-	-	-	-	-	-	-	-	-	0	0	0
	2024	-	-	-	-	-	1	-	-	-	-	-	1	0	↔	2
<b>Uncontested Divorce</b>	2025	5	5	-	-	-	-	-	-	-	-	-	-	10	-38%	10
	2024	11	5	2	2	4	10	6	4	5	4	8	9	16	▼	70

Dashboard		Monthly Filings Summary		Jan --- Feb Filings	
<b>Court:</b> Charlottesville Circuit	<b>Circuit/Court ID:</b> 16 216540				
<b>Start/End Date:</b> Jan-24 / Feb-25	<b>Type of Case:</b> Filings				
<b>2024 Average Month:</b> 107	<b>2025 Average Month:</b> 136				
<b>Jan-Feb 2024:</b> 184	<b>Jan-Feb 2025 :</b> 271				
<b>Filings Trending:</b> ▲	<b>Overall AVG. Month:</b> 111				

Filings by Division																
Divisions		Jan	Feb	Mar	Apr	May	Jun	Jul	Aug	Sep	Oct	Nov	Dec	Thru Feb	% Change	Total
<b>Total</b>	2025	162	109	-	-	-	-	-	-	-	-	-	-	271	47%	271
	2024	104	80	96	93	102	112	171	109	93	127	70	132	184	▲	1,289
<b>Civil</b>	2025	28	17	-	-	-	-	-	-	-	-	-	-	45	7%	45
	2024	24	18	27	23	24	22	20	27	26	18	20	17	42	▲	266
<b>Criminal</b>	2025	26	38	-	-	-	-	-	-	-	-	-	-	64	-10%	64
	2024	39	32	42	42	29	42	65	36	37	63	15	38	71	▼	480
<b>Concealed Handgun Permits</b>	2025	26	20	-	-	-	-	-	-	-	-	-	-	46	53%	46
	2024	13	17	12	14	21	25	23	15	14	14	5	8	30	▲	181
<b>Miscellaneous/ Other</b>	2025	82	34	-	-	-	-	-	-	-	-	-	-	116	183%	116
	2024	28	13	15	14	28	23	63	30	16	31	30	68	41	▲	359
<b>Civil</b>	2025	-	-	-	-	-	-	-	-	-	-	-	-	0	0	0
	2024	-	-	-	-	-	-	-	1	-	1	-	1	0	↔	3

Filings by Case Category																
Case Categories		Jan	Feb	Mar	Apr	May	Jun	Jul	Aug	Sep	Oct	Nov	Dec	Thru Feb	% Change	Total
<b>Administrative Law</b>	2025	-	-	-	-	-	-	-	-	-	-	-	-	0	-100%	0
	2024	-	1	-	-	-	-	-	-	-	-	1	1	1	▼	3
<b>Contested Divorce</b>	2025	3	1	-	-	-	-	-	-	-	-	-	-	4	-20%	4
	2024	1	4	3	1	3	4	1	1	2	2	4	3	5	▼	29
<b>Domestic and Family - Level 1</b>	2025	5	4	-	-	-	-	-	-	-	-	-	-	9	9	9
	2024	-	-	3	4	1	1	3	1	2	-	-	1	0	↔	16
<b>Domestic and Family - Level 2</b>	2025	1	-	-	-	-	-	-	-	-	-	-	-	1	-67%	1
	2024	1	2	5	3	2	1	1	-	1	-	2	1	3	▼	19
<b>Felonies and Related Matters</b>	2025	21	29	-	-	-	-	-	-	-	-	-	-	50	2%	50
	2024	27	22	25	29	22	32	43	27	29	42	7	33	49	▲	338
<b>General Civil - Level 1</b>	2025	1	1	-	-	-	-	-	-	-	-	-	-	2	-60%	2
	2024	3	2	-	-	2	2	-	1	2	1	1	2	5	▼	16
<b>General Civil - Level 2</b>	2025	7	7	-	-	-	-	-	-	-	-	-	-	14	-13%	14
	2024	10	6	5	9	8	5	5	9	9	8	4	2	16	▼	80
<b>General Civil - Level 3</b>	2025	1	4	-	-	-	-	-	-	-	-	-	-	5	25%	5
	2024	3	1	2	2	5	1	6	4	3	1	3	-	4	▲	31
<b>Miscellaneous Civil</b>	2025	107	50	-	-	-	-	-	-	-	-	-	-	157	131%	157
	2024	39	29	27	26	44	45	84	44	27	45	32	75	68	▲	517
<b>Misdemeanor</b>	2025	3	8	-	-	-	-	-	-	-	-	-	-	11	-21%	11
	2024	8	6	16	13	5	6	18	6	4	18	4	4	14	▼	108
<b>Other</b>	2025	-	-	-	-	-	-	-	-	-	-	-	-	0	0	0
	2024	-	-	2	-	3	-	-	1	-	3	-	1	0	↔	10
<b>Other Criminally Related Matters</b>	2025	3	1	-	-	-	-	-	-	-	-	-	-	4	-50%	4
	2024	4	4	1	-	2	4	4	3	5	3	5	1	8	▼	36
<b>Probates/Wills &amp; Trusts - Level 1</b>	2025	1	-	-	-	-	-	-	-	-	-	-	-	1	1	1
	2024	-	-	-	-	-	-	-	-	-	-	-	-	0	↔	0
<b>Probates/Wills &amp; Trusts - Level 2</b>	2025	-	1	-	-	-	-	-	-	-	-	-	-	1	-50%	1
	2024	2	-	2	2	-	6	1	3	1	-	2	1	2	▼	20
<b>Uncontested Divorce</b>	2025	9	3	-	-	-	-	-	-	-	-	-	-	12	33%	12
	2024	6	3	5	4	5	5	5	9	8	4	5	7	9	▲	66

This report reflects the case management system. Numbers will update as reports are refreshed and posted. The case types reported may not necessitate judicial involvement.

Dashboard	Monthly Filings Summary	Jan --- Feb Filings				
<p><b>Court:</b> Arlington Circuit  <b>Start/End Date:</b> Jan-24 / Feb-25  <b>2024 Average Month:</b> 805  <b>Jan-Feb 2024:</b> 1,805  <b>Filings Trending:</b> ↔</p>	<p><b>Circuit/Court ID:</b> 17 217013  <b>Type of Case:</b> Filings  <b>2025 Average Month:</b> 882  <b>Jan-Feb 2025 :</b> 1,763  <b>Overall AVG. Month:</b> 816</p>  <p style="text-align: center;">Jan 24 - Feb 25</p>	<table border="1" style="width:100%; border-collapse: collapse;"> <tr> <td style="text-align: center;"><b>1,763</b></td> <td style="text-align: center;"><b>1,805</b></td> </tr> <tr> <td style="text-align: center;">2025</td> <td style="text-align: center;">2024</td> </tr> </table>	<b>1,763</b>	<b>1,805</b>	2025	2024
<b>1,763</b>	<b>1,805</b>					
2025	2024					

Filings by Division																
Divisions		Jan	Feb	Mar	Apr	May	Jun	Jul	Aug	Sep	Oct	Nov	Dec	Thru Feb	% Change	Total
<b>Total</b>	2025	962	801	-	-	-	-	-	-	-	-	-	-	1,763	-2%	1,763
	2024	920	885	824	796	895	750	769	765	760	866	736	688	1,805	▼	9,654
<b>Civil</b>	2025	201	198	-	-	-	-	-	-	-	-	-	-	399	34%	399
	2024	152	145	178	170	181	161	162	142	176	178	209	132	297	▲	1,986
<b>Criminal</b>	2025	279	148	-	-	-	-	-	-	-	-	-	-	427	9%	427
	2024	186	205	232	213	280	185	181	243	214	273	162	197	391	▲	2,571
<b>Concealed Handgun Permits</b>	2025	106	108	-	-	-	-	-	-	-	-	-	-	214	21%	214
	2024	79	98	92	73	82	66	84	82	79	89	101	82	177	▲	1,007
<b>Miscellaneous/Other</b>	2025	372	345	-	-	-	-	-	-	-	-	-	-	717	-23%	717
	2024	500	433	318	339	351	336	338	289	286	319	261	274	933	▼	4,044
<b>Civil</b>	2025	4	2	-	-	-	-	-	-	-	-	-	-	6	-14%	6
	2024	3	4	4	1	1	2	4	9	5	7	3	3	7	▼	46

Filings by Case Category																
Case Categories		Jan	Feb	Mar	Apr	May	Jun	Jul	Aug	Sep	Oct	Nov	Dec	Thru Feb	% Change	Total
<b>Administrative Law</b>	2025	2	3	-	-	-	-	-	-	-	-	-	-	5	25%	5
	2024	2	2	3	1	-	2	-	1	2	3	-	3	4	▲	19
<b>Contested Divorce</b>	2025	9	13	-	-	-	-	-	-	-	-	-	-	22	-33%	22
	2024	11	22	24	19	15	17	11	16	7	19	12	14	33	▼	187
<b>Domestic and Family - Level 1</b>	2025	7	15	-	-	-	-	-	-	-	-	-	-	22	29%	22
	2024	7	10	4	4	11	14	13	5	12	7	15	7	17	▲	109
<b>Domestic and Family - Level 2</b>	2025	8	5	-	-	-	-	-	-	-	-	-	-	13	8%	13
	2024	3	9	8	6	7	5	8	11	6	3	13	5	12	▲	84
<b>Felonies and Related Matters</b>	2025	172	70	-	-	-	-	-	-	-	-	-	-	242	11%	242
	2024	107	111	117	83	163	93	75	87	104	153	81	88	218	▲	1,262
<b>General Civil - Level 1</b>	2025	2	6	-	-	-	-	-	-	-	-	-	-	8	167%	8
	2024	2	1	3	1	-	1	1	3	2	2	-	5	3	▲	21
<b>General Civil - Level 2</b>	2025	134	102	-	-	-	-	-	-	-	-	-	-	236	86%	236
	2024	72	55	79	76	103	77	86	64	101	91	128	55	127	▲	987
<b>General Civil - Level 3</b>	2025	9	7	-	-	-	-	-	-	-	-	-	-	16	-36%	16
	2024	14	11	5	12	12	16	31	16	7	12	6	17	25	▼	159
<b>Miscellaneous Civil</b>	2025	282	294	-	-	-	-	-	-	-	-	-	-	576	50%	576
	2024	188	195	221	223	202	186	240	202	233	229	225	238	383	▲	2,582
<b>Misdemeanor</b>	2025	35	24	-	-	-	-	-	-	-	-	-	-	59	-16%	59
	2024	39	31	27	34	45	21	32	37	16	35	25	30	70	▼	372
<b>Other</b>	2025	197	172	-	-	-	-	-	-	-	-	-	-	369	-49%	369
	2024	387	341	200	192	227	214	166	176	137	185	140	120	728	▼	2,485
<b>Other Criminally Related Matters</b>	2025	72	59	-	-	-	-	-	-	-	-	-	-	131	24%	131
	2024	40	66	90	98	77	71	74	120	95	89	56	81	106	▲	957
<b>Probates/Wills &amp; Trusts - Level 1</b>	2025	1	2	-	-	-	-	-	-	-	-	-	-	3	-50%	3
	2024	2	4	1	3	2	4	1	2	1	1	1	-	6	▼	22
<b>Probates/Wills &amp; Trusts - Level 2</b>	2025	9	8	-	-	-	-	-	-	-	-	-	-	17	13%	17
	2024	8	7	8	18	11	9	5	10	12	11	9	6	15	▲	114
<b>Uncontested Divorce</b>	2025	23	21	-	-	-	-	-	-	-	-	-	-	44	-24%	44
	2024	38	20	34	26	20	20	26	15	25	26	25	19	58	▼	294

# CPSS-CCMS-10.01 CASELOAD STATISTICS OF THE CIRCUIT COURTS

Fauquier

January 2024 -- February 2025 Filings


Alexandria and Fairfax Circuit are not Included in State Totals.

## Dashboard

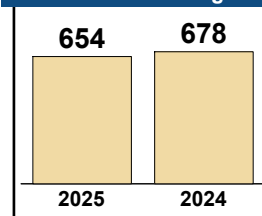
**Court:** Fauquier Circuit  
**Start/End Date:** Jan-24 / Feb-25  
**2024 Average Month:** 303  
**Jan-Feb 2024:** 678  
**Filings Trending:** ▼

**Circuit/Court ID:** 20 220061  
**Type of Case:** Filings  
**2025 Average Month:** 327  
**Jan-Feb 2025 :** 654  
**Overall AVG. Month:** 307

## Monthly Filings Summary



## Jan --- Feb Filings



## Filings by Division

Divisions		Jan	Feb	Mar	Apr	May	Jun	Jul	Aug	Sep	Oct	Nov	Dec	Thru Feb	% Change	Total
<b>Total</b>	2025	361	293	-	-	-	-	-	-	-	-	-	-	654	-4%	654
	2024	387	291	317	304	257	321	292	313	303	296	291	265	678	▼	3,637
<b>Civil</b>	2025	37	30	-	-	-	-	-	-	-	-	-	-	67	-44%	67
	2024	68	51	45	55	46	65	42	61	40	55	33	44	119	▼	605
<b>Criminal</b>	2025	83	72	-	-	-	-	-	-	-	-	-	-	155	-10%	155
	2024	119	53	122	80	63	120	86	60	85	50	78	70	172	▼	986
<b>Concealed Handgun Permits</b>	2025	183	158	-	-	-	-	-	-	-	-	-	-	341	25%	341
	2024	134	139	120	124	99	97	109	140	113	136	143	114	273	▲	1,468
<b>Miscellaneous/ Other</b>	2025	58	33	-	-	-	-	-	-	-	-	-	-	91	-20%	91
	2024	66	48	30	45	49	39	55	52	65	55	37	37	114	▼	578

## Filings by Case Category

Case Categories		Jan	Feb	Mar	Apr	May	Jun	Jul	Aug	Sep	Oct	Nov	Dec	Thru Feb	% Change	Total
<b>Administrative Law</b>	2025	-	-	-	-	-	-	-	-	-	-	-	-	0	0	0
	2024	-	-	-	-	-	3	-	-	-	-	-	-	0	↔	3
<b>Contested Divorce</b>	2025	4	5	-	-	-	-	-	-	-	-	-	-	9	-18%	9
	2024	7	4	7	6	4	5	4	5	4	2	3	3	11	▼	54
<b>Domestic and Family - Level 1</b>	2025	4	1	-	-	-	-	-	-	-	-	-	-	5	-86%	5
	2024	25	12	4	15	1	20	3	14	2	8	4	20	37	▼	128
<b>Domestic and Family - Level 2</b>	2025	3	-	-	-	-	-	-	-	-	-	-	-	3	-25%	3
	2024	4	-	-	1	6	2	3	4	1	2	1	1	4	▼	25
<b>Felonies and Related Matters</b>	2025	53	47	-	-	-	-	-	-	-	-	-	-	100	16%	100
	2024	50	36	78	65	29	59	56	28	58	39	51	50	86	▲	599
<b>General Civil - Level 1</b>	2025	-	-	-	-	-	-	-	-	-	-	-	-	0	-100%	0
	2024	-	1	-	-	-	-	1	-	-	-	1	-	1	▼	3
<b>General Civil - Level 2</b>	2025	13	8	-	-	-	-	-	-	-	-	-	-	21	-25%	21
	2024	15	13	19	19	16	17	11	17	13	17	11	9	28	▼	177
<b>General Civil - Level 3</b>	2025	6	3	-	-	-	-	-	-	-	-	-	-	9	0%	9
	2024	6	3	8	4	4	9	7	9	4	5	7	3	9	↔	69
<b>Miscellaneous Civil</b>	2025	208	181	-	-	-	-	-	-	-	-	-	-	389	20%	389
	2024	160	164	137	150	122	115	127	165	135	161	165	135	324	▲	1,736
<b>Misdemeanor</b>	2025	20	19	-	-	-	-	-	-	-	-	-	-	39	-51%	39
	2024	66	14	35	10	23	42	21	18	22	8	22	10	80	▼	291
<b>Other</b>	2025	33	11	-	-	-	-	-	-	-	-	-	-	44	-27%	44
	2024	38	22	9	19	25	14	33	22	40	32	10	12	60	▼	276
<b>Other Criminally Related Matters</b>	2025	10	6	-	-	-	-	-	-	-	-	-	-	16	167%	16
	2024	3	3	9	5	11	20	9	14	5	3	5	10	6	▲	97
<b>Probates/Wills &amp; Trusts - Level 1</b>	2025	-	-	-	-	-	-	-	-	-	-	-	-	0	-100%	0
	2024	1	1	-	-	1	-	1	1	-	1	-	1	2	▼	7
<b>Probates/Wills &amp; Trusts - Level 2</b>	2025	4	4	-	-	-	-	-	-	-	-	-	-	8	167%	8
	2024	2	1	2	3	3	1	2	3	6	5	4	1	3	▲	33
<b>Protective Orders</b>	2025	-	1	-	-	-	-	-	-	-	-	-	-	1	0%	1
	2024	-	1	-	-	2	2	1	-	-	-	-	1	1	↔	7
<b>Uncontested Divorce</b>	2025	3	7	-	-	-	-	-	-	-	-	-	-	10	-62%	10
	2024	10	16	9	7	10	12	13	13	13	12	8	9	26	▼	132

This report reflects the case management system. Numbers will update as reports are refreshed and posted. The case types reported may not necessitate judicial involvement.

# CPSS-CCMS-10.01 CASELOAD STATISTICS OF THE CIRCUIT COURTS

Loudoun

January 2024 -- February 2025 Filings


Alexandria and Fairfax Circuit are not Included in State Totals.

## Dashboard

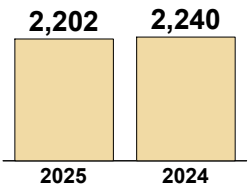
**Court:** Loudoun Circuit  
**Start/End Date:** Jan-24 / Feb-25  
**2024 Average Month:** 1,074  
**Jan-Feb 2024:** 2,240  
**Filings Trending:** ↔

**Circuit/Court ID:** 20 220107  
**Type of Case:** Filings  
**2025 Average Month:** 1,101  
**Jan-Feb 2025 :** 2,202  
**Overall AVG. Month:** 1,078

## Monthly Filings Summary



## Jan --- Feb Filings



## Filings by Division

Divisions		Jan	Feb	Mar	Apr	May	Jun	Jul	Aug	Sep	Oct	Nov	Dec	Thru Feb	% Change	Total
<b>Total</b>	2025	1,180	1,022	-	-	-	-	-	-	-	-	-	-	2,202	-2%	2,202
	2024	1,071	1,169	1,020	1,137	1,093	993	1,119	1,142	1,058	1,110	941	1,033	2,240	▼	12,886
<b>Civil</b>	2025	188	180	-	-	-	-	-	-	-	-	-	-	368	-4%	368
	2024	161	224	186	188	194	167	182	188	203	204	180	168	385	▼	2,245
<b>Criminal</b>	2025	153	159	-	-	-	-	-	-	-	-	-	-	312	-5%	312
	2024	154	176	112	186	177	140	199	192	173	225	152	161	330	▼	2,047
<b>Concealed Handgun Permits</b>	2025	381	341	-	-	-	-	-	-	-	-	-	-	722	21%	722
	2024	284	315	304	292	256	268	286	297	313	281	257	310	599	▲	3,463
<b>Miscellaneous/ Other</b>	2025	453	340	-	-	-	-	-	-	-	-	-	-	793	-14%	793
	2024	471	449	413	468	464	416	449	465	368	397	349	392	920	▼	5,101
<b>Civil</b>	2025	5	2	-	-	-	-	-	-	-	-	-	-	7	17%	7
	2024	1	5	5	3	2	2	3	-	1	3	3	2	6	▲	30

## Filings by Case Category

Case Categories		Jan	Feb	Mar	Apr	May	Jun	Jul	Aug	Sep	Oct	Nov	Dec	Thru Feb	% Change	Total
<b>Administrative Law</b>	2025	1	4	-	-	-	-	-	-	-	-	-	-	5	150%	5
	2024	1	1	2	2	1	2	1	2	3	1	2	3	2	▲	21
<b>Contested Divorce</b>	2025	22	23	-	-	-	-	-	-	-	-	-	-	45	-4%	45
	2024	23	24	20	22	32	20	17	26	25	24	18	27	47	▼	278
<b>Domestic and Family - Level 1</b>	2025	19	19	-	-	-	-	-	-	-	-	-	-	38	-47%	38
	2024	18	54	11	17	22	12	17	21	22	11	28	5	72	▼	238
<b>Domestic and Family - Level 2</b>	2025	8	9	-	-	-	-	-	-	-	-	-	-	17	-26%	17
	2024	10	13	9	16	4	2	18	13	10	12	8	9	23	▼	124
<b>Felonies and Related Matters</b>	2025	82	110	-	-	-	-	-	-	-	-	-	-	192	26%	192
	2024	67	85	55	114	100	91	117	116	109	109	96	63	152	▲	1,122
<b>General Civil - Level 1</b>	2025	2	-	-	-	-	-	-	-	-	-	-	-	2	-60%	2
	2024	1	4	3	4	2	7	-	4	4	2	2	3	5	▼	36
<b>General Civil - Level 2</b>	2025	52	62	-	-	-	-	-	-	-	-	-	-	114	4%	114
	2024	57	53	67	60	64	55	53	58	67	76	50	60	110	▲	720
<b>General Civil - Level 3</b>	2025	24	21	-	-	-	-	-	-	-	-	-	-	45	45%	45
	2024	14	17	12	12	20	20	19	11	15	17	18	17	31	▲	192
<b>Miscellaneous Civil</b>	2025	575	501	-	-	-	-	-	-	-	-	-	-	1,076	17%	1,076
	2024	449	471	501	488	445	424	467	509	476	453	392	477	920	▲	5,552
<b>Misdemeanor</b>	2025	23	17	-	-	-	-	-	-	-	-	-	-	40	-47%	40
	2024	50	25	18	45	28	25	17	26	24	44	18	44	75	▼	364
<b>Other</b>	2025	242	155	-	-	-	-	-	-	-	-	-	-	397	-31%	397
	2024	297	281	208	250	244	244	241	222	175	213	192	213	578	▼	2,780
<b>Other Criminally Related Matters</b>	2025	48	32	-	-	-	-	-	-	-	-	-	-	80	-22%	80
	2024	37	66	39	27	50	24	68	52	41	72	40	55	103	▼	571
<b>Probates/Wills &amp; Trusts - Level 1</b>	2025	2	-	-	-	-	-	-	-	-	-	-	-	2	100%	2
	2024	-	1	1	-	-	-	-	1	-	2	-	-	1	▲	5
<b>Probates/Wills &amp; Trusts - Level 2</b>	2025	9	13	-	-	-	-	-	-	-	-	-	-	22	83%	22
	2024	5	7	11	11	14	9	15	14	25	10	14	9	12	▲	144
<b>Uncontested Divorce</b>	2025	71	56	-	-	-	-	-	-	-	-	-	-	127	17%	127
	2024	42	67	63	69	67	58	69	67	62	64	63	48	109	▲	739

This report reflects the case management system. Numbers will update as reports are refreshed and posted. The case types reported may not necessitate judicial involvement.

Dashboard		Monthly Filings Summary		Jan --- Feb Filings	
<b>Court:</b> Rappahannock Circuit	<b>Circuit/Court ID:</b> 20 220157				
<b>Start/End Date:</b> Jan-24 / Feb-25	<b>Type of Case:</b> Filings				
<b>2024 Average Month:</b> 45	<b>2025 Average Month:</b> 41				
<b>Jan-Feb 2024:</b> 79	<b>Jan-Feb 2025 :</b> 82				
<b>Filings Trending:</b> ▲	<b>Overall AVG. Month:</b> 44				

Filings by Division																
Divisions		Jan	Feb	Mar	Apr	May	Jun	Jul	Aug	Sep	Oct	Nov	Dec	Thru Feb	% Change	Total
<b>Total</b>	2025	56	26	-	-	-	-	-	-	-	-	-	-	82	4%	82
	2024	34	45	47	33	40	92	28	30	57	43	57	31	79	▲	537
<b>Civil</b>	2025	3	2	-	-	-	-	-	-	-	-	-	-	5	-38%	5
	2024	5	3	2	6	3	-	-	1	7	4	3	2	8	▼	36
<b>Criminal</b>	2025	21	4	-	-	-	-	-	-	-	-	-	-	25	4%	25
	2024	11	13	22	8	18	68	4	5	19	17	24	7	24	▲	216
<b>Concealed Handgun Permits</b>	2025	20	18	-	-	-	-	-	-	-	-	-	-	38	65%	38
	2024	8	15	17	12	9	14	11	19	21	13	23	17	23	▲	179
<b>Miscellaneous/ Other</b>	2025	12	2	-	-	-	-	-	-	-	-	-	-	14	-42%	14
	2024	10	14	6	7	10	10	12	5	10	9	7	5	24	▼	105
<b>Civil</b>	2025	-	-	-	-	-	-	-	-	-	-	-	-	0	0	0
	2024	-	-	-	-	-	-	1	-	-	-	-	-	0	↔	1

Filings by Case Category																
Case Categories		Jan	Feb	Mar	Apr	May	Jun	Jul	Aug	Sep	Oct	Nov	Dec	Thru Feb	% Change	Total
<b>Contested Divorce</b>	2025	-	-	-	-	-	-	-	-	-	-	-	-	0	-100%	0
	2024	2	-	-	-	-	-	-	-	-	-	-	1	2	▼	3
<b>Domestic and Family - Level 1</b>	2025	-	-	-	-	-	-	-	-	-	-	-	-	0	-100%	0
	2024	1	-	-	2	-	-	-	-	4	1	-	1	1	▼	9
<b>Domestic and Family - Level 2</b>	2025	1	-	-	-	-	-	-	-	-	-	-	-	1	1	1
	2024	-	-	-	-	1	-	-	-	-	-	-	-	0	↔	1
<b>Felonies and Related Matters</b>	2025	14	-	-	-	-	-	-	-	-	-	-	-	14	-22%	14
	2024	10	8	14	2	10	57	2	1	16	11	19	4	18	▼	154
<b>General Civil - Level 1</b>	2025	-	-	-	-	-	-	-	-	-	-	-	-	0	0	0
	2024	-	-	-	-	-	-	-	-	-	1	-	-	0	↔	1
<b>General Civil - Level 2</b>	2025	-	1	-	-	-	-	-	-	-	-	-	-	1	-67%	1
	2024	1	2	-	3	-	-	-	1	2	-	-	-	3	▼	9
<b>General Civil - Level 3</b>	2025	-	1	-	-	-	-	-	-	-	-	-	-	1	-50%	1
	2024	1	1	2	1	2	-	2	-	3	1	-	1	2	▼	14
<b>Miscellaneous Civil</b>	2025	28	20	-	-	-	-	-	-	-	-	-	-	48	45%	48
	2024	15	18	18	14	12	18	17	22	27	19	27	19	33	▲	226
<b>Misdemeanor</b>	2025	6	2	-	-	-	-	-	-	-	-	-	-	8	167%	8
	2024	1	2	8	3	6	11	1	3	3	4	3	3	3	▲	48
<b>Other</b>	2025	4	-	-	-	-	-	-	-	-	-	-	-	4	-67%	4
	2024	3	9	4	5	6	6	5	2	2	2	3	1	12	▼	48
<b>Other Criminally Related Matters</b>	2025	1	2	-	-	-	-	-	-	-	-	-	-	3	0%	3
	2024	-	3	-	3	2	-	1	1	-	2	3	-	3	↔	15
<b>Probates/Wills &amp; Trusts - Level 1</b>	2025	-	-	-	-	-	-	-	-	-	-	-	-	0	0	0
	2024	-	-	-	-	-	-	-	-	-	1	-	-	0	↔	1
<b>Probates/Wills &amp; Trusts - Level 2</b>	2025	-	-	-	-	-	-	-	-	-	-	-	-	0	0	0
	2024	-	-	-	-	-	-	-	-	-	1	-	-	0	↔	1
<b>Uncontested Divorce</b>	2025	2	-	-	-	-	-	-	-	-	-	-	-	2	0%	2
	2024	-	2	1	-	1	-	-	-	-	-	-	1	2	↔	7

This report reflects the case management system. Numbers will update as reports are refreshed and posted. The case types reported may not necessitate judicial involvement.



Dashboard		Monthly Filings Summary		Jan --- Feb Filings	
<b>Court:</b> Henry Circuit	<b>Circuit/Court ID:</b> 21 221089	<p>Jan 24 - Feb 25</p>		<p>813 2025, 783 2024</p>	
<b>Start/End Date:</b> Jan-24 / Feb-25	<b>Type of Case:</b> Filings				
<b>2024 Average Month:</b> 386	<b>2025 Average Month:</b> 407				
<b>Jan-Feb 2024:</b> 783	<b>Jan-Feb 2025 :</b> 813				
<b>Filings Trending:</b> ▲	<b>Overall AVG. Month:</b> 389				

Filings by Division																
Divisions		Jan	Feb	Mar	Apr	May	Jun	Jul	Aug	Sep	Oct	Nov	Dec	Thru Feb	% Change	Total
<b>Total</b>	2025	410	403	-	-	-	-	-	-	-	-	-	-	813	4%	813
	2024	337	446	419	345	474	320	419	359	343	432	383	356	783	▲	4,633
<b>Civil</b>	2025	36	33	-	-	-	-	-	-	-	-	-	-	69	28%	69
	2024	18	36	38	34	31	25	22	36	34	39	28	36	54	▲	377
<b>Criminal</b>	2025	171	171	-	-	-	-	-	-	-	-	-	-	342	-9%	342
	2024	142	235	218	144	266	156	216	170	185	196	217	177	377	▼	2,322
<b>Concealed Handgun Permits</b>	2025	133	125	-	-	-	-	-	-	-	-	-	-	258	34%	258
	2024	101	91	94	91	91	72	95	85	81	116	69	87	192	▲	1,073
<b>Miscellaneous/ Other</b>	2025	70	72	-	-	-	-	-	-	-	-	-	-	142	-11%	142
	2024	76	84	67	74	86	66	86	68	43	80	69	56	160	▼	855
<b>Civil</b>	2025	-	2	-	-	-	-	-	-	-	-	-	-	2	2	2
	2024	-	-	2	2	-	1	-	-	-	1	-	-	0	↔	6

Filings by Case Category																
Case Categories		Jan	Feb	Mar	Apr	May	Jun	Jul	Aug	Sep	Oct	Nov	Dec	Thru Feb	% Change	Total
<b>Administrative Law</b>	2025	-	-	-	-	-	-	-	-	-	-	-	-	0	0	0
	2024	-	-	1	-	-	-	-	-	-	-	-	-	0	↔	1
<b>Aggravated Murder</b>	2025	-	-	-	-	-	-	-	-	-	-	-	-	0	0	0
	2024	-	-	2	-	-	-	-	-	-	-	-	-	0	↔	2
<b>Contested Divorce</b>	2025	4	8	-	-	-	-	-	-	-	-	-	-	12	200%	12
	2024	-	4	7	5	2	3	1	5	4	4	-	4	4	▲	39
<b>Domestic and Family - Level 1</b>	2025	5	7	-	-	-	-	-	-	-	-	-	-	12	500%	12
	2024	1	1	7	2	7	1	4	9	9	9	9	2	2	▲	61
<b>Domestic and Family - Level 2</b>	2025	4	3	-	-	-	-	-	-	-	-	-	-	7	250%	7
	2024	1	1	1	1	2	1	1	5	3	3	3	3	2	▲	25
<b>Felonies and Related Matters</b>	2025	124	107	-	-	-	-	-	-	-	-	-	-	231	-19%	231
	2024	109	175	144	87	205	109	148	109	134	113	149	112	284	▼	1,594
<b>General Civil - Level 1</b>	2025	-	-	-	-	-	-	-	-	-	-	-	-	0	0	0
	2024	-	-	-	-	-	-	-	-	-	1	1	-	0	↔	2
<b>General Civil - Level 2</b>	2025	5	3	-	-	-	-	-	-	-	-	-	-	8	14%	8
	2024	1	6	3	5	4	3	3	3	4	6	3	6	7	▲	47
<b>General Civil - Level 3</b>	2025	7	6	-	-	-	-	-	-	-	-	-	-	13	0%	13
	2024	4	9	5	6	4	5	6	5	5	6	4	5	13	↔	64
<b>Miscellaneous Civil</b>	2025	155	147	-	-	-	-	-	-	-	-	-	-	302	24%	302
	2024	127	116	117	121	111	100	122	107	89	141	98	109	243	▲	1,358
<b>Misdemeanor</b>	2025	44	49	-	-	-	-	-	-	-	-	-	-	93	29%	93
	2024	23	49	61	46	48	31	53	51	39	64	59	42	72	▲	566
<b>Other</b>	2025	47	49	-	-	-	-	-	-	-	-	-	-	96	-11%	96
	2024	50	58	44	45	64	38	58	45	33	52	39	33	108	▼	559
<b>Other Criminally Related Matters</b>	2025	3	15	-	-	-	-	-	-	-	-	-	-	18	-14%	18
	2024	10	11	11	12	13	16	15	11	13	20	10	23	21	▼	165
<b>Probates/Wills &amp; Trusts - Level 1</b>	2025	-	-	-	-	-	-	-	-	-	-	-	-	0	0	0
	2024	-	-	-	-	-	-	-	1	-	-	-	1	0	↔	2
<b>Probates/Wills &amp; Trusts - Level 2</b>	2025	2	1	-	-	-	-	-	-	-	-	-	-	3	-40%	3
	2024	3	2	2	5	1	5	1	-	3	4	-	3	5	▼	29
<b>Uncontested Divorce</b>	2025	10	8	-	-	-	-	-	-	-	-	-	-	18	-18%	18
	2024	8	14	14	10	13	8	7	8	7	9	8	13	22	▼	119

This report reflects the case management system. Numbers will update as reports are refreshed and posted. The case types reported may not necessitate judicial involvement.

Dashboard		Monthly Filings Summary		Jan --- Feb Filings					
<p><b>Court:</b> Patrick Circuit  <b>Start/End Date:</b> Jan-24 / Feb-25  <b>2024 Average Month:</b> 154  <b>Jan-Feb 2024:</b> 301  <b>Filings Trending:</b> ▼</p>	<p><b>Circuit/Court ID:</b> 21 221141  <b>Type of Case:</b> Filings  <b>2025 Average Month:</b> 146  <b>Jan-Feb 2025 :</b> 291  <b>Overall AVG. Month:</b> 153</p>	<p style="text-align: center; font-weight: bold; font-size: 1.2em;">Jan 24 - Feb 25</p>		<table style="margin: auto;"> <tr> <td style="text-align: center; width: 50px;"><b>291</b></td> <td style="text-align: center; width: 50px;"><b>301</b></td> </tr> <tr> <td style="text-align: center; width: 50px;">2025</td> <td style="text-align: center; width: 50px;">2024</td> </tr> </table>		<b>291</b>	<b>301</b>	2025	2024
<b>291</b>	<b>301</b>								
2025	2024								

Filings by Division																
Divisions		Jan	Feb	Mar	Apr	May	Jun	Jul	Aug	Sep	Oct	Nov	Dec	Thru Feb	% Change	Total
<b>Total</b>	2025	201	90	-	-	-	-	-	-	-	-	-	-	291	-3%	291
	2024	180	121	158	174	124	136	205	160	137	170	126	158	301	▼	1,849
<b>Civil</b>	2025	9	4	-	-	-	-	-	-	-	-	-	-	13	-41%	13
	2024	10	12	8	9	10	7	11	6	10	10	4	5	22	▼	102
<b>Criminal</b>	2025	110	19	-	-	-	-	-	-	-	-	-	-	129	-25%	129
	2024	113	58	100	116	67	74	156	93	90	86	80	114	171	▼	1,147
<b>Concealed Handgun Permits</b>	2025	69	62	-	-	-	-	-	-	-	-	-	-	131	36%	131
	2024	47	49	43	41	37	41	34	56	32	63	38	34	96	▲	515
<b>Miscellaneous/ Other</b>	2025	13	5	-	-	-	-	-	-	-	-	-	-	18	50%	18
	2024	10	2	7	8	9	13	4	5	5	11	4	5	12	▲	83
<b>Civil</b>	2025	-	-	-	-	-	-	-	-	-	-	-	-	0	0	0
	2024	-	-	-	-	1	1	-	-	-	-	-	-	0	↔	2

Filings by Case Category																
Case Categories		Jan	Feb	Mar	Apr	May	Jun	Jul	Aug	Sep	Oct	Nov	Dec	Thru Feb	% Change	Total
<b>Contested Divorce</b>	2025	-	-	-	-	-	-	-	-	-	-	-	-	0	-100%	0
	2024	1	2	2	1	1	2	1	-	-	1	3	-	3	▼	14
<b>Domestic and Family - Level 1</b>	2025	3	-	-	-	-	-	-	-	-	-	-	-	3	50%	3
	2024	1	1	1	1	1	1	2	2	3	1	-	2	2	▲	16
<b>Domestic and Family - Level 2</b>	2025	-	-	-	-	-	-	-	-	-	-	-	-	0	0	0
	2024	-	-	-	2	-	-	2	-	1	-	-	-	0	↔	5
<b>Felonies and Related Matters</b>	2025	65	8	-	-	-	-	-	-	-	-	-	-	73	-5%	73
	2024	46	31	70	54	29	64	66	54	61	43	35	86	77	▼	639
<b>General Civil - Level 2</b>	2025	1	2	-	-	-	-	-	-	-	-	-	-	3	-57%	3
	2024	5	2	1	-	1	1	-	-	-	2	-	-	7	▼	12
<b>General Civil - Level 3</b>	2025	2	1	-	-	-	-	-	-	-	-	-	-	3	200%	3
	2024	-	1	-	-	1	-	3	2	-	1	1	-	1	▲	9
<b>Miscellaneous Civil</b>	2025	81	66	-	-	-	-	-	-	-	-	-	-	147	36%	147
	2024	57	51	50	49	46	54	37	60	36	74	42	39	108	▲	595
<b>Misdemeanor</b>	2025	32	11	-	-	-	-	-	-	-	-	-	-	43	-27%	43
	2024	38	21	30	34	34	10	53	39	29	26	32	24	59	▼	370
<b>Other</b>	2025	-	-	-	-	-	-	-	-	-	-	-	-	0	0	0
	2024	-	-	-	-	1	1	-	-	1	-	-	-	0	↔	3
<b>Other Criminally Related Matters</b>	2025	13	-	-	-	-	-	-	-	-	-	-	-	13	-63%	13
	2024	29	6	-	28	4	-	37	-	-	17	13	4	35	▼	138
<b>Probates/Wills &amp; Trusts - Level 2</b>	2025	-	-	-	-	-	-	-	-	-	-	-	-	0	-100%	0
	2024	-	2	1	-	4	-	1	-	4	1	-	2	2	▼	15
<b>Uncontested Divorce</b>	2025	4	2	-	-	-	-	-	-	-	-	-	-	6	-14%	6
	2024	3	4	3	5	2	3	3	3	2	4	-	1	7	▼	33


This report reflects the case management system. Numbers will update as reports are refreshed and posted. The case types reported may not necessitate judicial involvement.

Dashboard

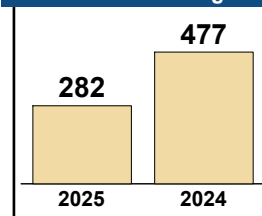
**Court:** Martinsville Circuit  
**Start/End Date:** Jan-24 / Feb-25  
**2024 Average Month:** 177  
**Jan-Feb 2024:** 477  
**Filings Trending:** ▼

**Circuit/Court ID:** 21 221690  
**Type of Case:** Filings  
**2025 Average Month:**141  
**Jan-Feb 2025 :** 282  
**Overall AVG. Month:** 172

Monthly Filings Summary



Jan --- Feb Filings



Filings by Division

Divisions		Jan	Feb	Mar	Apr	May	Jun	Jul	Aug	Sep	Oct	Nov	Dec	Thru Feb	% Change	Total
<b>Total</b>	2025	143	139	-	-	-	-	-	-	-	-	-	-	282	-41%	282
	2024	186	291	170	129	196	131	225	155	131	134	243	132	477	▼	2,123
<b>Civil</b>	2025	6	9	-	-	-	-	-	-	-	-	-	-	15	-46%	15
	2024	13	15	17	6	7	18	9	4	9	13	10	6	28	▼	127
<b>Criminal</b>	2025	71	60	-	-	-	-	-	-	-	-	-	-	131	-60%	131
	2024	103	225	112	64	128	61	139	83	72	67	182	73	328	▼	1,309
<b>Concealed Handgun Permits</b>	2025	14	17	-	-	-	-	-	-	-	-	-	-	31	3%	31
	2024	12	18	21	19	10	10	14	11	11	14	18	11	30	▲	169
<b>Miscellaneous/ Other</b>	2025	52	53	-	-	-	-	-	-	-	-	-	-	105	15%	105
	2024	58	33	20	40	51	42	63	57	39	40	33	42	91	▲	518

Filings by Case Category

Case Categories		Jan	Feb	Mar	Apr	May	Jun	Jul	Aug	Sep	Oct	Nov	Dec	Thru Feb	% Change	Total
<b>Administrative Law</b>	2025	-	-	-	-	-	-	-	-	-	-	-	-	0	0	0
	2024	-	-	-	-	1	-	-	-	-	-	-	-	0	↔	1
<b>Aggravated Murder</b>	2025	-	-	-	-	-	-	-	-	-	-	-	-	0	-100%	0
	2024	-	1	-	-	-	-	-	-	-	-	-	-	1	▼	1
<b>Contested Divorce</b>	2025	1	-	-	-	-	-	-	-	-	-	-	-	1	0%	1
	2024	-	1	2	-	-	1	-	1	1	2	1	-	1	↔	9
<b>Domestic and Family - Level 1</b>	2025	1	4	-	-	-	-	-	-	-	-	-	-	5	5	5
	2024	-	-	6	-	-	11	5	1	-	2	-	-	0	↔	25
<b>Domestic and Family - Level 2</b>	2025	1	-	-	-	-	-	-	-	-	-	-	-	1	1	1
	2024	-	-	-	-	-	-	-	-	-	1	-	-	0	↔	1
<b>Felonies and Related Matters</b>	2025	47	38	-	-	-	-	-	-	-	-	-	-	85	-63%	85
	2024	73	158	77	34	84	35	103	52	46	46	144	46	231	▼	898
<b>General Civil - Level 1</b>	2025	-	-	-	-	-	-	-	-	-	-	-	-	0	-100%	0
	2024	-	1	-	-	-	-	-	-	-	1	1	1	1	▼	4
<b>General Civil - Level 2</b>	2025	1	4	-	-	-	-	-	-	-	-	-	-	5	67%	5
	2024	1	2	-	1	1	3	2	1	2	4	1	2	3	▲	20
<b>General Civil - Level 3</b>	2025	1	2	-	-	-	-	-	-	-	-	-	-	3	-70%	3
	2024	7	3	2	2	4	2	3	1	2	3	6	3	10	▼	38
<b>Miscellaneous Civil</b>	2025	19	28	-	-	-	-	-	-	-	-	-	-	47	9%	47
	2024	19	24	29	30	16	19	27	22	22	20	28	18	43	▲	274
<b>Misdemeanor</b>	2025	15	14	-	-	-	-	-	-	-	-	-	-	29	-37%	29
	2024	23	23	29	20	26	20	30	19	21	11	18	22	46	▼	262
<b>Other</b>	2025	47	40	-	-	-	-	-	-	-	-	-	-	87	16%	87
	2024	49	26	12	29	42	32	48	43	27	33	23	33	75	▲	397
<b>Other Criminally Related Matters</b>	2025	9	8	-	-	-	-	-	-	-	-	-	-	17	-67%	17
	2024	7	44	6	10	18	7	6	12	5	10	20	5	51	▼	150
<b>Probates/Wills &amp; Trusts - Level 1</b>	2025	-	-	-	-	-	-	-	-	-	-	-	-	0	0	0
	2024	-	-	-	-	-	-	-	-	-	-	-	1	0	↔	1
<b>Probates/Wills &amp; Trusts - Level 2</b>	2025	1	-	-	-	-	-	-	-	-	-	-	-	1	-86%	1
	2024	3	4	7	-	2	1	-	2	2	-	-	1	7	▼	22
<b>Uncontested Divorce</b>	2025	-	1	-	-	-	-	-	-	-	-	-	-	1	-88%	1
	2024	4	4	-	3	2	-	1	1	3	1	-	1	8	▼	20

This report reflects the case management system. Numbers will update as reports are refreshed and posted. The case types reported may not necessitate judicial involvement.

Dashboard		Monthly Filings Summary		Jan --- Feb Filings					
<p><b>Court:</b> Franklin County Circuit  <b>Start/End Date:</b> Jan-24 / Feb-25  <b>2024 Average Month:</b> 394  <b>Jan-Feb 2024:</b> 821  <b>Filings Trending:</b> ↔</p>	<p><b>Circuit/Court ID:</b> 22 222067  <b>Type of Case:</b> Filings  <b>2025 Average Month:</b> 401  <b>Jan-Feb 2025 :</b> 801  <b>Overall AVG. Month:</b> 395</p>	<p>Jan 24 - Feb 25</p>		<table border="1" style="margin: auto;"> <tr> <td style="text-align: center; width: 50px;">801</td> <td style="text-align: center; width: 50px;">821</td> </tr> <tr> <td style="text-align: center;">2025</td> <td style="text-align: center;">2024</td> </tr> </table>		801	821	2025	2024
801	821								
2025	2024								

Filings by Division																
Divisions		Jan	Feb	Mar	Apr	May	Jun	Jul	Aug	Sep	Oct	Nov	Dec	Thru Feb	% Change	Total
<b>Total</b>	2025	347	454	-	-	-	-	-	-	-	-	-	-	801	-2%	801
	2024	410	411	387	435	314	453	323	378	338	548	329	405	821	▼	4,731
<b>Civil</b>	2025	38	48	-	-	-	-	-	-	-	-	-	-	86	8%	86
	2024	28	52	38	37	38	47	52	25	45	59	66	30	80	▲	517
<b>Criminal</b>	2025	105	222	-	-	-	-	-	-	-	-	-	-	327	0%	327
	2024	184	142	133	228	124	253	107	196	141	291	98	169	326	▲	2,066
<b>Concealed Handgun Permits</b>	2025	138	138	-	-	-	-	-	-	-	-	-	-	276	-2%	276
	2024	142	141	131	96	82	82	98	98	90	135	94	114	283	▼	1,303
<b>Miscellaneous/ Other</b>	2025	66	46	-	-	-	-	-	-	-	-	-	-	112	-15%	112
	2024	56	76	84	74	70	69	66	59	61	63	71	92	132	▼	841
<b>Civil</b>	2025	-	-	-	-	-	-	-	-	-	-	-	-	0	0	0
	2024	-	-	1	-	-	-	2	-	-	1	-	-	-	0	↔

Filings by Case Category																
Case Categories		Jan	Feb	Mar	Apr	May	Jun	Jul	Aug	Sep	Oct	Nov	Dec	Thru Feb	% Change	Total
<b>Administrative Law</b>	2025	-	-	-	-	-	-	-	-	-	-	-	-	0	0	0
	2024	-	-	-	-	-	1	-	-	1	-	-	-	0	↔	2
<b>Aggravated Murder</b>	2025	-	-	-	-	-	-	-	-	-	-	-	-	0	0	0
	2024	-	-	-	1	-	-	-	-	-	-	-	-	0	↔	1
<b>Contested Divorce</b>	2025	4	4	-	-	-	-	-	-	-	-	-	-	8	60%	8
	2024	4	1	5	6	7	3	5	3	2	8	7	1	5	▲	52
<b>Domestic and Family - Level 1</b>	2025	11	13	-	-	-	-	-	-	-	-	-	-	24	-4%	24
	2024	3	22	2	8	10	10	21	5	19	25	20	10	25	▼	155
<b>Domestic and Family - Level 2</b>	2025	1	9	-	-	-	-	-	-	-	-	-	-	10	67%	10
	2024	3	3	1	2	1	1	-	-	1	2	3	-	6	▲	17
<b>Felonies and Related Matters</b>	2025	81	183	-	-	-	-	-	-	-	-	-	-	264	4%	264
	2024	138	115	106	178	107	202	95	146	114	234	69	150	253	▲	1,654
<b>General Civil - Level 1</b>	2025	1	-	-	-	-	-	-	-	-	-	-	-	1	-50%	1
	2024	1	1	-	-	-	-	-	-	1	-	1	-	2	▼	4
<b>General Civil - Level 2</b>	2025	4	7	-	-	-	-	-	-	-	-	-	-	11	-15%	11
	2024	6	7	9	7	1	8	6	8	9	9	5	10	13	▼	85
<b>General Civil - Level 3</b>	2025	6	2	-	-	-	-	-	-	-	-	-	-	8	-11%	8
	2024	5	4	2	2	7	11	5	-	-	3	10	1	9	▼	50
<b>Miscellaneous Civil</b>	2025	150	156	-	-	-	-	-	-	-	-	-	-	306	-3%	306
	2024	155	162	154	117	95	90	115	110	113	154	117	129	317	▼	1,511
<b>Misdemeanor</b>	2025	18	39	-	-	-	-	-	-	-	-	-	-	57	-10%	57
	2024	40	23	21	43	11	47	16	39	22	49	24	13	63	▼	348
<b>Other</b>	2025	54	27	-	-	-	-	-	-	-	-	-	-	81	-8%	81
	2024	40	48	57	53	57	64	46	44	36	44	49	76	88	▼	614
<b>Other Criminally Related Matters</b>	2025	6	3	-	-	-	-	-	-	-	-	-	-	9	-25%	9
	2024	6	6	7	6	6	4	5	11	7	8	13	6	12	▼	85
<b>Probates/Wills &amp; Trusts - Level 1</b>	2025	-	1	-	-	-	-	-	-	-	-	-	-	1	1	1
	2024	-	-	1	-	-	1	-	-	-	-	-	1	0	↔	3
<b>Probates/Wills &amp; Trusts - Level 2</b>	2025	4	2	-	-	-	-	-	-	-	-	-	-	6	0%	6
	2024	2	4	4	3	1	5	5	3	5	1	4	4	6	↔	41
<b>Protective Orders</b>	2025	-	-	-	-	-	-	-	-	-	-	-	-	0	0	0
	2024	-	-	2	-	-	-	-	-	-	-	-	1	0	↔	3
<b>Uncontested Divorce</b>	2025	7	8	-	-	-	-	-	-	-	-	-	-	15	-32%	15
	2024	7	15	16	9	11	6	4	9	8	11	7	3	22	▼	106

This report reflects the case management system. Numbers will update as reports are refreshed and posted. The case types reported may not necessitate judicial involvement.

Dashboard		Monthly Filings Summary		Jan --- Feb Filings	
<b>Court:</b> Pittsylvania Circuit	<b>Circuit/Court ID:</b> 22 222143				
<b>Start/End Date:</b> Jan-24 / Feb-25	<b>Type of Case:</b> Filings				
<b>2024 Average Month:</b> 379	<b>2025 Average Month:</b> 384				
<b>Jan-Feb 2024:</b> 932	<b>Jan-Feb 2025 :</b> 768				
<b>Filings Trending:</b> ▼	<b>Overall AVG. Month:</b> 380				

Filings by Division																
Divisions		Jan	Feb	Mar	Apr	May	Jun	Jul	Aug	Sep	Oct	Nov	Dec	Thru Feb	% Change	Total
<b>Total</b>	2025	382	386	-	-	-	-	-	-	-	-	-	-	768	-18%	768
	2024	468	464	395	465	300	440	378	364	327	358	253	341	932	▼	4,553
<b>Civil</b>	2025	39	29	-	-	-	-	-	-	-	-	-	-	68	-4%	68
	2024	28	43	50	48	40	73	42	35	15	47	24	26	71	▼	471
<b>Criminal</b>	2025	96	109	-	-	-	-	-	-	-	-	-	-	205	-31%	205
	2024	118	178	63	186	55	175	121	146	98	94	53	118	296	▼	1,405
<b>Concealed Handgun Permits</b>	2025	157	173	-	-	-	-	-	-	-	-	-	-	330	-1%	330
	2024	170	164	203	131	127	78	129	95	117	121	101	125	334	▼	1,561
<b>Miscellaneous/ Other</b>	2025	90	75	-	-	-	-	-	-	-	-	-	-	165	-15%	165
	2024	120	73	79	100	78	114	86	88	96	96	75	72	193	▼	1,077
<b>Civil</b>	2025	-	-	-	-	-	-	-	-	-	-	-	-	0	-100%	0
	2024	32	6	-	-	-	-	-	-	1	-	-	-	38	▼	39

Filings by Case Category																
Case Categories		Jan	Feb	Mar	Apr	May	Jun	Jul	Aug	Sep	Oct	Nov	Dec	Thru Feb	% Change	Total
<b>Administrative Law</b>	2025	-	-	-	-	-	-	-	-	-	-	-	-	0	0	0
	2024	-	-	-	-	-	-	-	-	-	1	-	-	0	↔	1
<b>Aggravated Murder</b>	2025	-	-	-	-	-	-	-	-	-	-	-	-	0	0	0
	2024	-	-	-	-	-	-	6	-	-	2	-	-	0	↔	8
<b>Contested Divorce</b>	2025	4	2	-	-	-	-	-	-	-	-	-	-	6	-54%	6
	2024	9	4	8	5	6	6	5	3	3	6	6	3	13	▼	64
<b>Domestic and Family - Level 1</b>	2025	13	8	-	-	-	-	-	-	-	-	-	-	21	11%	21
	2024	7	12	18	21	9	41	12	15	1	21	4	6	19	▲	167
<b>Domestic and Family - Level 2</b>	2025	-	1	-	-	-	-	-	-	-	-	-	-	1	-80%	1
	2024	-	5	7	2	3	2	5	1	-	5	2	4	5	▼	36
<b>Felonies and Related Matters</b>	2025	73	93	-	-	-	-	-	-	-	-	-	-	166	-22%	166
	2024	74	138	44	160	38	128	79	104	66	61	25	80	212	▼	997
<b>General Civil - Level 1</b>	2025	4	1	-	-	-	-	-	-	-	-	-	-	5	400%	5
	2024	1	-	1	-	-	1	-	1	-	-	-	-	1	▲	4
<b>General Civil - Level 2</b>	2025	8	7	-	-	-	-	-	-	-	-	-	-	15	7%	15
	2024	3	11	7	2	3	3	8	3	2	4	3	8	14	▲	57
<b>General Civil - Level 3</b>	2025	6	5	-	-	-	-	-	-	-	-	-	-	11	0%	11
	2024	3	8	7	7	5	3	4	3	5	7	3	3	11	↔	58
<b>Miscellaneous Civil</b>	2025	182	202	-	-	-	-	-	-	-	-	-	-	384	0%	384
	2024	194	191	229	159	150	98	161	123	141	144	118	142	385	▼	1,850
<b>Misdemeanor</b>	2025	22	14	-	-	-	-	-	-	-	-	-	-	36	-49%	36
	2024	38	33	17	23	13	34	28	31	21	23	23	32	71	▼	316
<b>Other</b>	2025	59	39	-	-	-	-	-	-	-	-	-	-	98	-44%	98
	2024	126	48	47	73	54	96	51	59	72	70	53	49	174	▼	798
<b>Other Criminally Related Matters</b>	2025	1	3	-	-	-	-	-	-	-	-	-	-	4	-69%	4
	2024	6	7	2	3	4	14	8	11	11	9	5	6	13	▼	86
<b>Probates/Wills &amp; Trusts - Level 2</b>	2025	1	-	-	-	-	-	-	-	-	-	-	-	1	1	1
	2024	-	-	2	-	2	2	-	2	-	-	3	1	0	↔	12
<b>Uncontested Divorce</b>	2025	9	11	-	-	-	-	-	-	-	-	-	-	20	43%	20
	2024	7	7	6	10	13	12	11	8	5	5	8	7	14	▲	99

This report reflects the case management system. Numbers will update as reports are refreshed and posted. The case types reported may not necessitate judicial involvement.

Dashboard		Monthly Filings Summary		Jan --- Feb Filings	
<p><b>Court:</b> Danville Circuit  <b>Start/End Date:</b> Jan-24 / Feb-25  <b>2024 Average Month:</b> 400  <b>Jan-Feb 2024:</b> 965  <b>Filings Trending:</b> ▼</p>	<p><b>Circuit/Court ID:</b> 22 222590  <b>Type of Case:</b> Filings  <b>2025 Average Month:</b> 400  <b>Jan-Feb 2025 :</b> 800  <b>Overall AVG. Month:</b> 400</p>	<p>Jan 24 - Feb 25</p>		<p>800 (2025) vs 965 (2024)</p>	

Filings by Division																
Divisions		Jan	Feb	Mar	Apr	May	Jun	Jul	Aug	Sep	Oct	Nov	Dec	Thru Feb	% Change	Total
<b>Total</b>	2025	371	429	-	-	-	-	-	-	-	-	-	-	800	-17%	800
	2024	528	437	383	480	341	386	393	467	350	436	306	288	965	▼	4,795
<b>Civil</b>	2025	35	34	-	-	-	-	-	-	-	-	-	-	69	0%	69
	2024	29	40	33	43	35	24	40	29	33	60	20	17	69	↔	403
<b>Criminal</b>	2025	171	287	-	-	-	-	-	-	-	-	-	-	458	-20%	458
	2024	321	253	138	262	142	217	190	283	161	243	156	163	574	▼	2,529
<b>Concealed Handgun Permits</b>	2025	65	51	-	-	-	-	-	-	-	-	-	-	116	49%	116
	2024	47	31	59	53	48	47	37	31	38	30	41	28	78	▲	490
<b>Miscellaneous/ Other</b>	2025	100	39	-	-	-	-	-	-	-	-	-	-	139	-38%	139
	2024	124	101	145	122	116	95	126	122	109	101	70	80	225	▼	1,311
<b>Civil</b>	2025	-	18	-	-	-	-	-	-	-	-	-	-	18	-5%	18
	2024	7	12	8	-	-	-	3	-	2	9	2	19	19	▼	62

Filings by Case Category																
Case Categories		Jan	Feb	Mar	Apr	May	Jun	Jul	Aug	Sep	Oct	Nov	Dec	Thru Feb	% Change	Total
<b>Administrative Law</b>	2025	1	-	-	-	-	-	-	-	-	-	-	-	1	0%	1
	2024	1	-	-	-	1	1	2	-	1	-	-	-	1	↔	6
<b>Contested Divorce</b>	2025	-	2	-	-	-	-	-	-	-	-	-	-	2	-80%	2
	2024	6	4	2	-	4	5	3	1	2	1	3	1	10	▼	32
<b>Domestic and Family - Level 1</b>	2025	5	5	-	-	-	-	-	-	-	-	-	-	10	43%	10
	2024	1	6	4	8	4	2	4	8	7	15	1	5	7	▲	65
<b>Domestic and Family - Level 2</b>	2025	2	8	-	-	-	-	-	-	-	-	-	-	10	150%	10
	2024	2	2	4	11	2	1	-	2	-	1	1	-	4	▲	26
<b>Felonies and Related Matters</b>	2025	125	188	-	-	-	-	-	-	-	-	-	-	313	-20%	313
	2024	216	174	79	173	82	143	125	180	122	172	95	83	390	▼	1,644
<b>General Civil - Level 1</b>	2025	1	-	-	-	-	-	-	-	-	-	-	-	1	-67%	1
	2024	2	1	-	2	1	2	-	1	-	-	-	-	3	▼	9
<b>General Civil - Level 2</b>	2025	8	3	-	-	-	-	-	-	-	-	-	-	11	10%	11
	2024	6	4	6	7	6	4	9	7	8	8	7	6	10	▲	78
<b>General Civil - Level 3</b>	2025	3	7	-	-	-	-	-	-	-	-	-	-	10	-38%	10
	2024	6	10	7	7	7	7	9	3	11	8	3	4	16	▼	82
<b>Miscellaneous Civil</b>	2025	80	66	-	-	-	-	-	-	-	-	-	-	146	20%	146
	2024	63	59	87	64	65	59	51	49	50	43	44	40	122	▲	674
<b>Misdemeanor</b>	2025	43	80	-	-	-	-	-	-	-	-	-	-	123	-33%	123
	2024	99	85	40	62	49	66	61	91	34	83	52	72	184	▼	794
<b>Other</b>	2025	86	41	-	-	-	-	-	-	-	-	-	-	127	-34%	127
	2024	110	83	123	107	96	85	110	103	105	90	85	65	193	▼	1,162
<b>Other Criminally Related Matters</b>	2025	10	23	-	-	-	-	-	-	-	-	-	-	33	230%	33
	2024	6	4	22	29	11	8	14	14	8	8	9	9	10	▲	142
<b>Probates/Wills &amp; Trusts - Level 1</b>	2025	-	-	-	-	-	-	-	-	-	-	-	-	0	0	0
	2024	-	-	-	-	-	-	-	1	-	-	-	-	0	↔	1
<b>Probates/Wills &amp; Trusts - Level 2</b>	2025	1	1	-	-	-	-	-	-	-	-	-	-	2	2	2
	2024	-	-	2	1	3	-	-	3	1	1	4	2	0	↔	17
<b>Uncontested Divorce</b>	2025	6	5	-	-	-	-	-	-	-	-	-	-	11	-27%	11
	2024	10	5	7	9	10	3	5	4	1	6	2	1	15	▼	63

This report reflects the case management system. Numbers will update as reports are refreshed and posted. The case types reported may not necessitate judicial involvement.



Dashboard		Monthly Filings Summary		Jan --- Feb Filings	
<b>Court:</b> Roanoke County Circuit	<b>Circuit/Court ID:</b> 23 223161			<div style="display: flex; justify-content: space-around;"> <div style="text-align: center;"> <p><b>969</b></p> <p>2025</p> </div> <div style="text-align: center;"> <p><b>1,000</b></p> <p>2024</p> </div> </div>	
<b>Start/End Date:</b> Jan-24 / Feb-25	<b>Type of Case:</b> Filings				
<b>2024 Average Month:</b> 453	<b>2025 Average Month:</b> 485				
<b>Jan-Feb 2024:</b> 1,000	<b>Jan-Feb 2025 :</b> 969				
<b>Filings Trending:</b> ▼	<b>Overall AVG. Month:</b> 458				

Filings by Division																
Divisions		Jan	Feb	Mar	Apr	May	Jun	Jul	Aug	Sep	Oct	Nov	Dec	Thru Feb	% Change	Total
<b>Total</b>	2025	470	499	-	-	-	-	-	-	-	-	-	-	969	-3%	969
	2024	442	558	454	503	424	443	388	579	354	547	325	419	1,000	▼	5,436
<b>Civil</b>	2025	60	59	-	-	-	-	-	-	-	-	-	-	119	-2%	119
	2024	48	74	56	67	68	63	87	59	52	64	41	42	122	▼	721
<b>Criminal</b>	2025	128	171	-	-	-	-	-	-	-	-	-	-	299	-15%	299
	2024	137	213	114	200	134	191	116	269	82	222	103	202	350	▼	1,983
<b>Concealed Handgun Permits</b>	2025	208	192	-	-	-	-	-	-	-	-	-	-	400	4%	400
	2024	180	203	176	144	132	126	133	163	129	184	117	119	383	▲	1,806
<b>Miscellaneous/ Other</b>	2025	74	77	-	-	-	-	-	-	-	-	-	-	151	4%	151
	2024	77	68	108	92	90	63	52	87	91	77	64	56	145	▲	925
<b>Civil</b>	2025	-	-	-	-	-	-	-	-	-	-	-	-	0	0	0
	2024	-	-	-	-	-	-	-	1	-	-	-	-	0	↔	1

Filings by Case Category																
Case Categories		Jan	Feb	Mar	Apr	May	Jun	Jul	Aug	Sep	Oct	Nov	Dec	Thru Feb	% Change	Total
<b>Administrative Law</b>	2025	-	-	-	-	-	-	-	-	-	-	-	-	0	-100%	0
	2024	1	-	-	1	-	1	2	-	-	1	-	-	1	▼	6
<b>Contested Divorce</b>	2025	7	8	-	-	-	-	-	-	-	-	-	-	15	88%	15
	2024	4	4	9	3	7	8	6	7	3	10	7	2	8	▲	70
<b>Domestic and Family - Level 1</b>	2025	5	7	-	-	-	-	-	-	-	-	-	-	12	-66%	12
	2024	11	24	7	24	10	4	12	9	11	14	1	10	35	▼	137
<b>Domestic and Family - Level 2</b>	2025	-	2	-	-	-	-	-	-	-	-	-	-	2	-71%	2
	2024	2	5	2	1	4	5	3	2	3	2	4	2	7	▼	35
<b>Felonies and Related Matters</b>	2025	96	137	-	-	-	-	-	-	-	-	-	-	233	-12%	233
	2024	98	168	91	157	103	155	89	217	56	178	56	150	266	▼	1,518
<b>General Civil - Level 1</b>	2025	1	1	-	-	-	-	-	-	-	-	-	-	2	-33%	2
	2024	3	-	-	2	-	4	-	-	3	-	-	1	3	▼	13
<b>General Civil - Level 2</b>	2025	13	23	-	-	-	-	-	-	-	-	-	-	36	125%	36
	2024	7	9	16	10	15	6	13	14	10	15	8	9	16	▲	132
<b>General Civil - Level 3</b>	2025	13	7	-	-	-	-	-	-	-	-	-	-	20	43%	20
	2024	6	8	8	4	9	11	23	7	9	8	5	6	14	▲	104
<b>Miscellaneous Civil</b>	2025	245	228	-	-	-	-	-	-	-	-	-	-	473	1%	473
	2024	226	244	221	177	163	161	160	202	176	219	148	147	470	▲	2,244
<b>Misdemeanor</b>	2025	18	25	-	-	-	-	-	-	-	-	-	-	43	-34%	43
	2024	30	35	14	33	24	30	16	42	16	25	35	40	65	▼	340
<b>Other</b>	2025	38	40	-	-	-	-	-	-	-	-	-	-	78	37%	78
	2024	30	27	59	54	50	27	28	48	39	43	31	25	57	▲	461
<b>Other Criminally Related Matters</b>	2025	14	10	-	-	-	-	-	-	-	-	-	-	24	0%	24
	2024	9	15	9	10	7	7	11	11	10	19	12	12	24	↔	132
<b>Probates/Wills &amp; Trusts - Level 1</b>	2025	2	1	-	-	-	-	-	-	-	-	-	-	3	200%	3
	2024	1	-	-	-	1	2	1	-	-	-	-	1	1	▲	7
<b>Probates/Wills &amp; Trusts - Level 2</b>	2025	2	-	-	-	-	-	-	-	-	-	-	-	2	-71%	2
	2024	3	4	5	7	6	4	7	5	2	6	5	1	7	▼	55
<b>Protective Orders</b>	2025	-	-	-	-	-	-	-	-	-	-	-	-	0	0	0
	2024	-	-	-	-	-	-	-	-	-	-	-	1	0	↔	1
<b>Uncontested Divorce</b>	2025	16	10	-	-	-	-	-	-	-	-	-	-	26	0%	26
	2024	11	15	13	20	25	18	17	15	16	7	11	13	26	↔	181

This report reflects the case management system. Numbers will update as reports are refreshed and posted. The case types reported may not necessitate judicial involvement.

Dashboard		Monthly Filings Summary		Jan --- Feb Filings					
<p><b>Court:</b> Roanoke Circuit  <b>Start/End Date:</b> Jan-24 / Feb-25  <b>2024 Average Month:</b> 473  <b>Jan-Feb 2024:</b> 1,018  <b>Filings Trending:</b> ↔</p>	<p><b>Circuit/Court ID:</b> 23 223770  <b>Type of Case:</b> Filings  <b>2025 Average Month:</b> 501  <b>Jan-Feb 2025 :</b> 1,002  <b>Overall AVG. Month:</b> 477</p>	<p style="text-align: center; font-weight: bold; font-size: 1.2em;">Jan 24 - Feb 25</p>		<table style="width: 100%; border: 1px solid black;"> <tr> <td style="width: 50%; text-align: center; font-weight: bold; font-size: 1.2em;">1,002</td> <td style="width: 50%; text-align: center; font-weight: bold; font-size: 1.2em;">1,018</td> </tr> <tr> <td style="width: 50%; text-align: center; font-size: 0.8em;">2025</td> <td style="width: 50%; text-align: center; font-size: 0.8em;">2024</td> </tr> </table>		1,002	1,018	2025	2024
1,002	1,018								
2025	2024								

Filings by Division																
Divisions		Jan	Feb	Mar	Apr	May	Jun	Jul	Aug	Sep	Oct	Nov	Dec	Thru Feb	% Change	Total
<b>Total</b>	2025	513	489	-	-	-	-	-	-	-	-	-	-	1,002	-2%	1,002
	2024	454	564	476	491	469	404	460	501	414	510	469	465	1,018	▼	5,677
<b>Civil</b>	2025	107	86	-	-	-	-	-	-	-	-	-	-	193	-8%	193
	2024	90	119	83	117	117	89	111	107	93	103	103	112	209	▼	1,244
<b>Criminal</b>	2025	159	152	-	-	-	-	-	-	-	-	-	-	311	-18%	311
	2024	163	214	163	183	155	121	129	164	159	210	179	165	377	▼	2,005
<b>Concealed Handgun Permits</b>	2025	103	88	-	-	-	-	-	-	-	-	-	-	191	12%	191
	2024	69	102	117	81	70	75	79	113	73	93	71	75	171	▲	1,018
<b>Miscellaneous/ Other</b>	2025	144	163	-	-	-	-	-	-	-	-	-	-	307	18%	307
	2024	132	129	113	109	127	119	140	117	88	104	116	113	261	▲	1,407
<b>Civil</b>	2025	-	-	-	-	-	-	-	-	-	-	-	-	0	0	0
	2024	-	-	-	1	-	-	-	1	-	1	-	-	0	↔	3

Filings by Case Category																
Case Categories		Jan	Feb	Mar	Apr	May	Jun	Jul	Aug	Sep	Oct	Nov	Dec	Thru Feb	% Change	Total
<b>Administrative Law</b>	2025	-	-	-	-	-	-	-	-	-	-	-	-	0	-100%	0
	2024	1	-	1	-	-	-	-	-	-	-	-	-	1	▼	2
<b>Aggravated Murder</b>	2025	1	-	-	-	-	-	-	-	-	-	-	-	1	1	1
	2024	-	-	-	-	-	-	-	-	-	-	-	-	0	↔	0
<b>Contested Divorce</b>	2025	8	9	-	-	-	-	-	-	-	-	-	-	17	6%	17
	2024	10	6	10	14	8	3	12	12	11	4	14	11	16	▲	115
<b>Domestic and Family - Level 1</b>	2025	38	11	-	-	-	-	-	-	-	-	-	-	49	-16%	49
	2024	20	38	21	25	21	33	32	21	18	20	30	42	58	▼	321
<b>Domestic and Family - Level 2</b>	2025	1	10	-	-	-	-	-	-	-	-	-	-	11	-35%	11
	2024	10	7	6	6	8	4	2	5	7	7	5	5	17	▼	72
<b>Felonies and Related Matters</b>	2025	117	106	-	-	-	-	-	-	-	-	-	-	223	-20%	223
	2024	110	168	131	135	116	94	87	112	133	143	134	119	278	▼	1,482
<b>General Civil - Level 1</b>	2025	5	6	-	-	-	-	-	-	-	-	-	-	11	83%	11
	2024	2	4	2	1	1	1	1	2	3	1	4	2	6	▲	24
<b>General Civil - Level 2</b>	2025	26	16	-	-	-	-	-	-	-	-	-	-	42	-14%	42
	2024	25	24	12	26	33	19	27	20	16	28	15	24	49	▼	269
<b>General Civil - Level 3</b>	2025	6	11	-	-	-	-	-	-	-	-	-	-	17	-23%	17
	2024	5	17	6	10	10	6	13	12	10	14	13	8	22	▼	124
<b>Miscellaneous Civil</b>	2025	156	143	-	-	-	-	-	-	-	-	-	-	299	14%	299
	2024	121	142	159	123	124	123	129	167	103	136	123	118	263	▲	1,568
<b>Misdemeanor</b>	2025	29	23	-	-	-	-	-	-	-	-	-	-	52	-21%	52
	2024	32	34	18	28	20	12	18	35	17	48	36	39	66	▼	337
<b>Other</b>	2025	89	103	-	-	-	-	-	-	-	-	-	-	192	20%	192
	2024	73	87	71	67	71	74	88	66	58	54	58	66	160	▲	833
<b>Other Criminally Related Matters</b>	2025	14	23	-	-	-	-	-	-	-	-	-	-	37	-12%	37
	2024	22	20	15	21	19	15	25	19	10	20	11	8	42	▼	205
<b>Probates/Wills &amp; Trusts - Level 1</b>	2025	2	2	-	-	-	-	-	-	-	-	-	-	4	100%	4
	2024	-	2	1	-	1	2	1	-	-	-	1	2	2	▲	10
<b>Probates/Wills &amp; Trusts - Level 2</b>	2025	-	3	-	-	-	-	-	-	-	-	-	-	3	0%	3
	2024	2	1	4	6	6	3	3	6	1	4	6	3	3	↔	45
<b>Protective Orders</b>	2025	3	3	-	-	-	-	-	-	-	-	-	-	6	6	6
	2024	-	-	-	1	-	-	-	-	-	-	-	1	0	↔	2
<b>Uncontested Divorce</b>	2025	18	20	-	-	-	-	-	-	-	-	-	-	38	9%	38
	2024	21	14	19	28	31	15	22	24	27	31	19	17	35	▲	268

This report reflects the case management system. Numbers will update as reports are refreshed and posted. The case types reported may not necessitate judicial involvement.

Dashboard		Monthly Filings Summary		Jan --- Feb Filings					
<p><b>Court:</b> Salem Circuit  <b>Start/End Date:</b> Jan-24 / Feb-25  <b>2024 Average Month:</b> 107  <b>Jan-Feb 2024:</b> 189  <b>Filings Trending:</b> ▲</p>	<p><b>Circuit/Court ID:</b> 23 223775  <b>Type of Case:</b> Filings  <b>2025 Average Month:</b> 102  <b>Jan-Feb 2025 :</b> 203  <b>Overall AVG. Month:</b> 106</p>			<table border="1" style="margin: auto;"> <tr> <td style="text-align: center; width: 50px;">203</td> <td style="text-align: center; width: 50px;">189</td> </tr> <tr> <td style="text-align: center;">2025</td> <td style="text-align: center;">2024</td> </tr> </table>		203	189	2025	2024
203	189								
2025	2024								

Filings by Division																
Divisions		Jan	Feb	Mar	Apr	May	Jun	Jul	Aug	Sep	Oct	Nov	Dec	Thru Feb	% Change	Total
<b>Total</b>	2025	117	86	-	-	-	-	-	-	-	-	-	-	203	7%	203
	2024	87	102	117	122	160	56	128	115	114	106	102	72	189	▲	1,281
<b>Civil</b>	2025	20	13	-	-	-	-	-	-	-	-	-	-	33	-8%	33
	2024	18	18	15	17	26	10	21	25	20	17	5	11	36	▼	203
<b>Criminal</b>	2025	39	29	-	-	-	-	-	-	-	-	-	-	68	-9%	68
	2024	28	47	46	62	98	20	65	38	52	40	52	22	75	▼	570
<b>Concealed Handgun Permits</b>	2025	44	39	-	-	-	-	-	-	-	-	-	-	83	22%	83
	2024	35	33	46	30	28	18	31	39	28	38	32	31	68	▲	389
<b>Miscellaneous/ Other</b>	2025	14	5	-	-	-	-	-	-	-	-	-	-	19	90%	19
	2024	6	4	10	13	8	8	11	13	14	11	13	8	10	▲	119

Filings by Case Category																
Case Categories		Jan	Feb	Mar	Apr	May	Jun	Jul	Aug	Sep	Oct	Nov	Dec	Thru Feb	% Change	Total
<b>Administrative Law</b>	2025	1	-	-	-	-	-	-	-	-	-	-	-	1	1	1
	2024	-	-	-	-	-	-	-	1	-	-	-	-	0	↔	1
<b>Contested Divorce</b>	2025	3	-	-	-	-	-	-	-	-	-	-	-	3	50%	3
	2024	1	1	1	1	2	-	4	3	5	3	1	1	2	▲	23
<b>Domestic and Family - Level 1</b>	2025	5	1	-	-	-	-	-	-	-	-	-	-	6	100%	6
	2024	1	2	2	8	7	1	-	3	1	-	2	-	3	▲	27
<b>Domestic and Family - Level 2</b>	2025	1	1	-	-	-	-	-	-	-	-	-	-	2	0%	2
	2024	2	-	-	-	1	1	3	1	1	1	-	-	2	↔	10
<b>Felonies and Related Matters</b>	2025	23	24	-	-	-	-	-	-	-	-	-	-	47	-18%	47
	2024	21	36	32	40	91	10	56	33	42	22	44	12	57	▼	439
<b>General Civil - Level 1</b>	2025	1	-	-	-	-	-	-	-	-	-	-	-	1	0%	1
	2024	-	1	-	1	-	-	-	-	-	-	-	-	1	↔	2
<b>General Civil - Level 2</b>	2025	3	2	-	-	-	-	-	-	-	-	-	-	5	-67%	5
	2024	9	6	3	4	5	4	7	6	2	5	2	5	15	▼	58
<b>General Civil - Level 3</b>	2025	2	3	-	-	-	-	-	-	-	-	-	-	5	400%	5
	2024	-	1	1	1	2	2	3	5	4	1	1	2	1	▲	23
<b>Miscellaneous Civil</b>	2025	56	44	-	-	-	-	-	-	-	-	-	-	100	28%	100
	2024	41	37	55	41	35	24	41	49	38	47	43	39	78	▲	490
<b>Misdemeanor</b>	2025	4	2	-	-	-	-	-	-	-	-	-	-	6	-57%	6
	2024	6	8	9	21	5	8	6	10	10	16	7	6	14	▼	112
<b>Other</b>	2025	1	-	-	-	-	-	-	-	-	-	-	-	1	-50%	1
	2024	1	1	-	1	-	-	-	-	-	-	-	-	2	▼	3
<b>Other Criminally Related Matters</b>	2025	12	3	-	-	-	-	-	-	-	-	-	-	15	150%	15
	2024	3	3	5	1	2	2	3	-	2	2	1	4	6	▲	28
<b>Probates/Wills &amp; Trusts - Level 1</b>	2025	-	-	-	-	-	-	-	-	-	-	-	-	0	0	0
	2024	-	-	1	-	1	-	-	-	-	-	-	-	0	↔	2
<b>Probates/Wills &amp; Trusts - Level 2</b>	2025	-	2	-	-	-	-	-	-	-	-	-	-	2	100%	2
	2024	1	-	3	-	3	3	2	-	1	4	-	-	1	▲	17
<b>Uncontested Divorce</b>	2025	5	4	-	-	-	-	-	-	-	-	-	-	9	29%	9
	2024	1	6	5	3	6	1	3	4	8	5	1	3	7	▲	46

This report reflects the case management system. Numbers will update as reports are refreshed and posted. The case types reported may not necessitate judicial involvement.

Dashboard		Monthly Filings Summary		Jan --- Feb Filings					
<p><b>Court:</b> Amherst Circuit  <b>Start/End Date:</b> Jan-24 / Feb-25  <b>2024 Average Month:</b> 213  <b>Jan-Feb 2024:</b> 468  <b>Filings Trending:</b> ▼</p>	<p><b>Circuit/Court ID:</b> 24 224009  <b>Type of Case:</b> Filings  <b>2025 Average Month:</b> 225  <b>Jan-Feb 2025 :</b> 449  <b>Overall AVG. Month:</b> 215</p>			<table border="1" style="margin: auto;"> <tr> <td style="text-align: center; width: 50px;">449</td> <td style="text-align: center; width: 50px;">468</td> </tr> <tr> <td style="text-align: center;">2025</td> <td style="text-align: center;">2024</td> </tr> </table>		449	468	2025	2024
449	468								
2025	2024								

Filings by Division																
Divisions		Jan	Feb	Mar	Apr	May	Jun	Jul	Aug	Sep	Oct	Nov	Dec	Thru Feb	% Change	Total
<b>Total</b>	2025	237	212	-	-	-	-	-	-	-	-	-	-	449	-4%	449
	2024	229	239	207	234	263	217	184	246	175	216	163	183	468	▼	2,556
<b>Civil</b>	2025	17	19	-	-	-	-	-	-	-	-	-	-	36	-5%	36
	2024	15	23	20	17	31	18	13	15	20	19	24	13	38	▼	228
<b>Criminal</b>	2025	74	76	-	-	-	-	-	-	-	-	-	-	150	-4%	150
	2024	68	88	63	51	82	67	63	92	57	82	42	70	156	▼	825
<b>Concealed Handgun Permits</b>	2025	86	72	-	-	-	-	-	-	-	-	-	-	158	1%	158
	2024	75	81	67	83	74	50	55	60	47	69	51	58	156	▲	770
<b>Miscellaneous/ Other</b>	2025	60	45	-	-	-	-	-	-	-	-	-	-	105	-11%	105
	2024	71	47	57	82	76	82	53	79	51	46	46	42	118	▼	732
<b>Civil</b>	2025	-	-	-	-	-	-	-	-	-	-	-	-	0	0	0
	2024	-	-	-	1	-	-	-	-	-	-	-	-	0	↔	1

Filings by Case Category																
Case Categories		Jan	Feb	Mar	Apr	May	Jun	Jul	Aug	Sep	Oct	Nov	Dec	Thru Feb	% Change	Total
<b>Aggravated Murder</b>	2025	-	-	-	-	-	-	-	-	-	-	-	-	0	-100%	0
	2024	1	2	-	-	2	-	-	-	-	-	-	3	3	▼	8
<b>Contested Divorce</b>	2025	-	2	-	-	-	-	-	-	-	-	-	-	2	-60%	2
	2024	2	3	1	4	4	1	1	3	3	3	1	2	5	▼	28
<b>Domestic and Family - Level 1</b>	2025	1	6	-	-	-	-	-	-	-	-	-	-	7	133%	7
	2024	-	3	5	3	16	-	-	4	2	3	9	5	3	▲	50
<b>Domestic and Family - Level 2</b>	2025	2	1	-	-	-	-	-	-	-	-	-	-	3	-25%	3
	2024	3	1	2	1	-	6	3	2	1	3	2	1	4	▼	25
<b>Felonies and Related Matters</b>	2025	26	41	-	-	-	-	-	-	-	-	-	-	67	-36%	67
	2024	55	49	38	30	24	39	47	76	30	50	20	56	104	▼	514
<b>General Civil - Level 1</b>	2025	1	1	-	-	-	-	-	-	-	-	-	-	2	2	2
	2024	-	-	-	-	-	-	-	1	1	-	-	-	0	↔	2
<b>General Civil - Level 2</b>	2025	4	3	-	-	-	-	-	-	-	-	-	-	7	75%	7
	2024	2	2	5	4	6	7	4	3	4	5	4	1	4	▲	47
<b>General Civil - Level 3</b>	2025	-	2	-	-	-	-	-	-	-	-	-	-	2	-78%	2
	2024	1	8	4	1	-	-	1	-	1	-	4	-	9	▼	20
<b>Miscellaneous Civil</b>	2025	97	79	-	-	-	-	-	-	-	-	-	-	176	-1%	176
	2024	88	90	80	105	84	63	64	72	63	82	64	69	178	▼	924
<b>Misdemeanor</b>	2025	18	24	-	-	-	-	-	-	-	-	-	-	42	20%	42
	2024	10	25	23	14	10	13	14	14	18	19	14	9	35	▲	183
<b>Other</b>	2025	45	39	-	-	-	-	-	-	-	-	-	-	84	-13%	84
	2024	58	38	45	58	66	67	45	65	35	31	31	33	96	▼	572
<b>Other Criminally Related Matters</b>	2025	30	13	-	-	-	-	-	-	-	-	-	-	43	207%	43
	2024	2	12	2	7	46	15	2	2	9	13	8	2	14	▲	120
<b>Probates/Wills &amp; Trusts - Level 1</b>	2025	-	-	-	-	-	-	-	-	-	-	-	-	0	0	0
	2024	-	-	-	-	-	-	-	-	1	-	-	-	0	↔	1
<b>Probates/Wills &amp; Trusts - Level 2</b>	2025	3	1	-	-	-	-	-	-	-	-	-	-	4	33%	4
	2024	2	1	-	2	1	2	1	1	2	2	1	-	3	▲	15
<b>Uncontested Divorce</b>	2025	10	-	-	-	-	-	-	-	-	-	-	-	10	0%	10
	2024	5	5	2	5	4	4	2	3	5	5	5	2	10	↔	47

This report reflects the case management system. Numbers will update as reports are refreshed and posted. The case types reported may not necessitate judicial involvement.

Dashboard		Monthly Filings Summary		Jan --- Feb Filings	
<p><b>Court:</b> Bedford Circuit  <b>Start/End Date:</b> Jan-24 / Feb-25  <b>2024 Average Month:</b> 428  <b>Jan-Feb 2024:</b> 974  <b>Filings Trending:</b> ▼</p>	<p><b>Circuit/Court ID:</b> 24 224019  <b>Type of Case:</b> Filings  <b>2025 Average Month:</b> 450  <b>Jan-Feb 2025 :</b> 900  <b>Overall AVG. Month:</b> 431</p>				

Filings by Division																
Divisions		Jan	Feb	Mar	Apr	May	Jun	Jul	Aug	Sep	Oct	Nov	Dec	Thru Feb	% Change	Total
<b>Total</b>	2025	480	420	-	-	-	-	-	-	-	-	-	-	900	-8%	900
	2024	436	538	476	393	406	358	411	480	369	456	431	379	974	▼	5,133
<b>Civil</b>	2025	61	38	-	-	-	-	-	-	-	-	-	-	99	-18%	99
	2024	47	74	64	66	49	41	55	62	42	52	53	49	121	▼	654
<b>Criminal</b>	2025	97	109	-	-	-	-	-	-	-	-	-	-	206	-13%	206
	2024	89	149	123	86	114	110	101	119	93	98	122	95	238	▼	1,299
<b>Concealed Handgun Permits</b>	2025	242	216	-	-	-	-	-	-	-	-	-	-	458	1%	458
	2024	222	232	215	174	149	146	172	219	184	235	184	170	454	▲	2,302
<b>Miscellaneous/ Other</b>	2025	80	57	-	-	-	-	-	-	-	-	-	-	137	-15%	137
	2024	78	83	73	67	94	61	83	80	50	71	72	65	161	▼	877
<b>Civil</b>	2025	-	-	-	-	-	-	-	-	-	-	-	-	0	0	0
	2024	-	-	1	-	-	-	-	-	-	-	-	-	0	↔	1

Filings by Case Category																
Case Categories		Jan	Feb	Mar	Apr	May	Jun	Jul	Aug	Sep	Oct	Nov	Dec	Thru Feb	% Change	Total
<b>Administrative Law</b>	2025	-	1	-	-	-	-	-	-	-	-	-	-	1	0%	1
	2024	1	-	1	-	-	-	-	-	-	-	2	-	1	↔	4
<b>Contested Divorce</b>	2025	9	5	-	-	-	-	-	-	-	-	-	-	14	0%	14
	2024	7	7	7	2	4	4	7	4	6	4	10	7	14	↔	69
<b>Domestic and Family - Level 1</b>	2025	15	3	-	-	-	-	-	-	-	-	-	-	18	-31%	18
	2024	7	19	16	19	22	14	11	18	4	2	8	2	26	▼	142
<b>Domestic and Family - Level 2</b>	2025	9	5	-	-	-	-	-	-	-	-	-	-	14	8%	14
	2024	5	8	8	2	3	2	4	6	4	5	6	8	13	▲	61
<b>Felonies and Related Matters</b>	2025	56	63	-	-	-	-	-	-	-	-	-	-	119	-37%	119
	2024	73	117	74	55	60	84	64	83	61	67	76	79	190	▼	893
<b>General Civil - Level 1</b>	2025	1	-	-	-	-	-	-	-	-	-	-	-	1	0%	1
	2024	1	-	-	-	-	-	-	-	-	-	1	-	1	↔	2
<b>General Civil - Level 2</b>	2025	12	10	-	-	-	-	-	-	-	-	-	-	22	10%	22
	2024	10	10	10	16	12	3	8	17	7	12	13	11	20	▲	129
<b>General Civil - Level 3</b>	2025	1	5	-	-	-	-	-	-	-	-	-	-	6	-54%	6
	2024	8	5	3	5	-	5	8	12	5	7	4	7	13	▼	69
<b>Miscellaneous Civil</b>	2025	270	242	-	-	-	-	-	-	-	-	-	-	512	-2%	512
	2024	251	274	250	204	196	181	205	256	210	265	212	197	525	▼	2,701
<b>Misdemeanor</b>	2025	19	18	-	-	-	-	-	-	-	-	-	-	37	19%	37
	2024	11	20	26	14	39	20	27	13	22	16	24	14	31	▲	246
<b>Other</b>	2025	45	27	-	-	-	-	-	-	-	-	-	-	72	-16%	72
	2024	43	43	35	37	41	25	46	37	21	44	44	38	86	▼	454
<b>Other Criminally Related Matters</b>	2025	23	28	-	-	-	-	-	-	-	-	-	-	51	200%	51
	2024	5	12	23	22	15	6	10	23	11	16	22	2	17	▲	167
<b>Probates/Wills &amp; Trusts - Level 1</b>	2025	-	-	-	-	-	-	-	-	-	-	-	-	0	0	0
	2024	-	-	-	1	1	-	-	-	-	-	-	-	0	↔	2
<b>Probates/Wills &amp; Trusts - Level 2</b>	2025	2	3	-	-	-	-	-	-	-	-	-	-	5	0%	5
	2024	1	4	5	3	1	2	2	3	2	5	3	2	5	↔	33
<b>Protective Orders</b>	2025	1	-	-	-	-	-	-	-	-	-	-	-	1	1	1
	2024	-	-	-	-	-	-	-	-	-	-	-	-	0	↔	0
<b>Uncontested Divorce</b>	2025	17	10	-	-	-	-	-	-	-	-	-	-	27	-16%	27
	2024	13	19	18	13	12	12	19	8	16	10	9	12	32	▼	161

This report reflects the case management system. Numbers will update as reports are refreshed and posted. The case types reported may not necessitate judicial involvement.

Dashboard		Monthly Filings Summary		Jan --- Feb Filings	
<b>Court:</b> Campbell Circuit	<b>Circuit/Court ID:</b> 24 224031				
<b>Start/End Date:</b> Jan-24 / Feb-25	<b>Type of Case:</b> Filings				
<b>2024 Average Month:</b> 302	<b>2025 Average Month:</b> 284				
<b>Jan-Feb 2024:</b> 624	<b>Jan-Feb 2025 :</b> 567				
<b>Filings Trending:</b> ▼	<b>Overall AVG. Month:</b> 299				

Filings by Division																
Divisions		Jan	Feb	Mar	Apr	May	Jun	Jul	Aug	Sep	Oct	Nov	Dec	Thru Feb	% Change	Total
<b>Total</b>	2025	329	238	-	-	-	-	-	-	-	-	-	-	567	-9%	567
	2024	304	320	347	298	338	274	280	275	286	363	229	304	624	▼	3,618
<b>Civil</b>	2025	17	21	-	-	-	-	-	-	-	-	-	-	38	-51%	38
	2024	37	41	33	43	38	39	51	47	38	42	30	29	78	▼	468
<b>Criminal</b>	2025	115	80	-	-	-	-	-	-	-	-	-	-	195	14%	195
	2024	87	84	109	77	153	96	94	78	107	96	61	98	171	▲	1,140
<b>Concealed Handgun Permits</b>	2025	159	102	-	-	-	-	-	-	-	-	-	-	261	-12%	261
	2024	144	151	154	130	109	106	101	112	100	162	109	129	295	▼	1,507
<b>Miscellaneous/ Other</b>	2025	37	35	-	-	-	-	-	-	-	-	-	-	72	-10%	72
	2024	36	44	51	48	38	29	34	38	41	63	29	48	80	▼	499
<b>Civil</b>	2025	1	-	-	-	-	-	-	-	-	-	-	-	1	1	1
	2024	-	-	-	-	-	4	-	-	-	-	-	-	0	↔	4

Filings by Case Category																
Case Categories		Jan	Feb	Mar	Apr	May	Jun	Jul	Aug	Sep	Oct	Nov	Dec	Thru Feb	% Change	Total
<b>Administrative Law</b>	2025	-	-	-	-	-	-	-	-	-	-	-	-	0	-100%	0
	2024	-	2	-	-	-	1	-	-	1	1	-	-	2	▼	5
<b>Aggravated Murder</b>	2025	2	-	-	-	-	-	-	-	-	-	-	-	2	2	2
	2024	-	-	-	-	-	-	-	-	-	-	-	-	0	↔	0
<b>Contested Divorce</b>	2025	5	4	-	-	-	-	-	-	-	-	-	-	9	80%	9
	2024	1	4	4	2	3	2	1	3	1	6	-	4	5	▲	31
<b>Domestic and Family - Level 1</b>	2025	8	3	-	-	-	-	-	-	-	-	-	-	11	120%	11
	2024	4	1	2	10	9	7	8	7	6	7	3	5	5	▲	69
<b>Domestic and Family - Level 2</b>	2025	-	1	-	-	-	-	-	-	-	-	-	-	1	-50%	1
	2024	1	1	-	2	2	3	-	3	-	3	1	-	2	▼	16
<b>Felonies and Related Matters</b>	2025	81	42	-	-	-	-	-	-	-	-	-	-	123	50%	123
	2024	34	48	59	49	97	54	57	49	72	64	38	62	82	▲	683
<b>General Civil - Level 2</b>	2025	2	3	-	-	-	-	-	-	-	-	-	-	5	-50%	5
	2024	5	5	8	9	3	7	8	10	12	8	11	8	10	▼	94
<b>General Civil - Level 3</b>	2025	3	16	-	-	-	-	-	-	-	-	-	-	19	-49%	19
	2024	15	22	9	11	13	13	30	9	8	10	5	8	37	▼	153
<b>Miscellaneous Civil</b>	2025	176	110	-	-	-	-	-	-	-	-	-	-	286	-14%	286
	2024	164	168	173	155	131	120	114	125	113	194	124	153	332	▼	1,734
<b>Misdemeanor</b>	2025	30	31	-	-	-	-	-	-	-	-	-	-	61	-22%	61
	2024	49	29	46	24	54	36	32	27	33	25	22	32	78	▼	409
<b>Other</b>	2025	17	10	-	-	-	-	-	-	-	-	-	-	27	13%	27
	2024	11	13	25	21	14	15	14	24	26	23	9	19	24	▲	214
<b>Other Criminally Related Matters</b>	2025	2	7	-	-	-	-	-	-	-	-	-	-	9	-18%	9
	2024	4	7	5	4	2	6	5	5	2	7	4	4	11	▼	55
<b>Probates/Wills &amp; Trusts - Level 1</b>	2025	-	-	-	-	-	-	-	-	-	-	-	-	0	0	0
	2024	-	-	-	-	-	-	1	-	1	-	-	-	0	↔	2
<b>Probates/Wills &amp; Trusts - Level 2</b>	2025	1	2	-	-	-	-	-	-	-	-	-	-	3	-25%	3
	2024	2	2	2	1	2	1	3	2	-	3	3	4	4	▼	25
<b>Protective Orders</b>	2025	-	-	-	-	-	-	-	-	-	-	-	-	0	-100%	0
	2024	1	-	-	-	-	-	-	-	-	1	-	-	1	▼	2
<b>Uncontested Divorce</b>	2025	2	9	-	-	-	-	-	-	-	-	-	-	11	-65%	11
	2024	13	18	14	10	8	9	7	11	11	11	9	5	31	▼	126

This report reflects the case management system. Numbers will update as reports are refreshed and posted. The case types reported may not necessitate judicial involvement.



Dashboard		Monthly Filings Summary		Jan --- Feb Filings	
<p><b>Court:</b> Nelson Circuit  <b>Start/End Date:</b> Jan-24 / Feb-25  <b>2024 Average Month:</b> 105  <b>Jan-Feb 2024:</b> 249  <b>Filings Trending:</b> ▼</p>	<p><b>Circuit/Court ID:</b> 24 224125  <b>Type of Case:</b> Filings  <b>2025 Average Month:</b>70  <b>Jan-Feb 2025 :</b> 140  <b>Overall AVG. Month:</b> 100</p>	<p style="text-align: center; font-weight: bold; font-size: 1.2em;">Jan 24 - Feb 25</p>		<p style="text-align: center; font-weight: bold; font-size: 1.2em;">249</p> <p style="text-align: center;">140</p> <p style="text-align: center;">2025      2024</p>	

Filings by Division																
Divisions		Jan	Feb	Mar	Apr	May	Jun	Jul	Aug	Sep	Oct	Nov	Dec	Thru Feb	% Change	Total
<b>Total</b>	2025	72	68	-	-	-	-	-	-	-	-	-	-	140	-44%	140
	2024	95	154	83	106	97	144	94	147	101	99	80	57	249	▼	1,257
<b>Civil</b>	2025	6	9	-	-	-	-	-	-	-	-	-	-	15	-40%	15
	2024	9	16	7	9	9	13	9	4	8	8	9	4	25	▼	105
<b>Criminal</b>	2025	22	34	-	-	-	-	-	-	-	-	-	-	56	-52%	56
	2024	24	92	31	58	50	103	58	108	57	37	34	21	116	▼	673
<b>Concealed Handgun Permits</b>	2025	35	17	-	-	-	-	-	-	-	-	-	-	52	-32%	52
	2024	40	36	40	30	28	20	21	22	27	35	30	31	76	▼	360
<b>Miscellaneous/ Other</b>	2025	9	8	-	-	-	-	-	-	-	-	-	-	17	-47%	17
	2024	22	10	5	9	10	8	6	13	9	19	7	1	32	▼	119

Filings by Case Category																
Case Categories		Jan	Feb	Mar	Apr	May	Jun	Jul	Aug	Sep	Oct	Nov	Dec	Thru Feb	% Change	Total
<b>Aggravated Murder</b>	2025	-	-	-	-	-	-	-	-	-	-	-	-	0	-100%	0
	2024	1	-	-	-	-	-	-	-	-	-	-	-	1	▼	1
<b>Contested Divorce</b>	2025	-	2	-	-	-	-	-	-	-	-	-	-	2	-33%	2
	2024	2	1	-	2	1	2	1	1	-	-	-	-	3	▼	10
<b>Domestic and Family - Level 1</b>	2025	-	-	-	-	-	-	-	-	-	-	-	-	0	-100%	0
	2024	2	1	-	-	1	2	4	1	5	2	-	-	3	▼	18
<b>Domestic and Family - Level 2</b>	2025	2	-	-	-	-	-	-	-	-	-	-	-	2	2	2
	2024	-	-	-	-	-	-	-	-	-	1	-	2	0	↔	3
<b>Felonies and Related Matters</b>	2025	8	27	-	-	-	-	-	-	-	-	-	-	35	-31%	35
	2024	14	37	29	44	32	30	27	85	31	30	20	15	51	▼	394
<b>General Civil - Level 1</b>	2025	-	1	-	-	-	-	-	-	-	-	-	-	1	1	1
	2024	-	-	-	-	-	-	-	-	-	-	-	-	0	↔	0
<b>General Civil - Level 2</b>	2025	2	5	-	-	-	-	-	-	-	-	-	-	7	-42%	7
	2024	5	7	1	3	4	3	3	2	3	1	1	2	12	▼	35
<b>General Civil - Level 3</b>	2025	1	1	-	-	-	-	-	-	-	-	-	-	2	-71%	2
	2024	2	5	3	-	1	1	1	1	1	5	2	-	7	▼	22
<b>Miscellaneous Civil</b>	2025	44	21	-	-	-	-	-	-	-	-	-	-	65	-38%	65
	2024	58	46	45	39	37	28	27	33	34	50	34	32	104	▼	463
<b>Misdemeanor</b>	2025	9	7	-	-	-	-	-	-	-	-	-	-	16	-52%	16
	2024	8	25	2	13	10	66	30	19	22	6	9	4	33	▼	214
<b>Other</b>	2025	-	1	-	-	-	-	-	-	-	-	-	-	1	1	1
	2024	-	-	-	-	-	1	-	-	-	-	-	-	0	↔	1
<b>Other Criminally Related Matters</b>	2025	5	-	-	-	-	-	-	-	-	-	-	-	5	-84%	5
	2024	1	30	-	1	8	7	1	4	4	1	5	2	31	▼	64
<b>Probates/Wills &amp; Trusts - Level 1</b>	2025	-	1	-	-	-	-	-	-	-	-	-	-	1	1	1
	2024	-	-	-	-	-	-	-	-	-	-	-	-	0	↔	0
<b>Probates/Wills &amp; Trusts - Level 2</b>	2025	1	-	-	-	-	-	-	-	-	-	-	-	1	1	1
	2024	-	-	-	1	1	-	-	-	1	-	-	-	0	↔	3
<b>Uncontested Divorce</b>	2025	-	2	-	-	-	-	-	-	-	-	-	-	2	-50%	2
	2024	2	2	3	3	2	4	-	1	-	3	9	-	4	▼	29


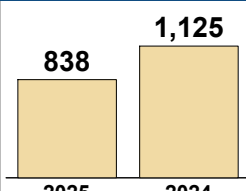
This report reflects the case management system. Numbers will update as reports are refreshed and posted. The case types reported may not necessitate judicial involvement.

# CPSS-CCMS-10.01 CASELOAD STATISTICS OF THE CIRCUIT COURTS

Lynchburg

January 2024 -- February 2025 Filings

Alexandria and Fairfax Circuit are not Included in State Totals.

Dashboard		Monthly Filings Summary		Jan --- Feb Filings	
<b>Court:</b> Lynchburg Circuit	<b>Circuit/Court ID:</b> 24 224680				
<b>Start/End Date:</b> Jan-24 / Feb-25	<b>Type of Case:</b> Filings				
<b>2024 Average Month:</b> 545	<b>2025 Average Month:</b> 419				
<b>Jan-Feb 2024:</b> 1,125	<b>Jan-Feb 2025 :</b> 838				
<b>Filings Trending:</b> ▼	<b>Overall AVG. Month:</b> 527				

Filings by Division																
Divisions		Jan	Feb	Mar	Apr	May	Jun	Jul	Aug	Sep	Oct	Nov	Dec	Thru Feb	% Change	Total
<b>Total</b>	2025	472	366	-	-	-	-	-	-	-	-	-	-	838	-26%	838
	2024	527	598	571	641	637	545	566	497	483	538	510	428	1,125	▼	6,541
<b>Civil</b>	2025	56	56	-	-	-	-	-	-	-	-	-	-	112	-43%	112
	2024	65	133	103	105	153	109	74	73	90	63	62	58	198	▼	1,088
<b>Criminal</b>	2025	176	159	-	-	-	-	-	-	-	-	-	-	335	-34%	335
	2024	267	243	247	333	241	231	302	239	213	195	245	192	510	▼	2,948
<b>Concealed Handgun Permits</b>	2025	88	55	-	-	-	-	-	-	-	-	-	-	143	-19%	143
	2024	83	94	75	83	72	48	64	65	70	100	81	81	177	▼	916
<b>Miscellaneous/ Other</b>	2025	149	96	-	-	-	-	-	-	-	-	-	-	245	3%	245
	2024	111	128	146	119	171	157	126	120	110	179	122	97	239	▲	1,586
<b>Civil</b>	2025	3	-	-	-	-	-	-	-	-	-	-	-	3	200%	3
	2024	1	-	-	1	-	-	-	-	-	1	-	-	1	▲	3

Filings by Case Category																
Case Categories		Jan	Feb	Mar	Apr	May	Jun	Jul	Aug	Sep	Oct	Nov	Dec	Thru Feb	% Change	Total
<b>Administrative Law</b>	2025	1	1	-	-	-	-	-	-	-	-	-	-	2	2	2
	2024	-	-	-	-	1	-	-	-	-	1	-	-	0	↔	2
<b>Contested Divorce</b>	2025	5	4	-	-	-	-	-	-	-	-	-	-	9	0%	9
	2024	5	4	8	15	9	3	6	3	10	6	6	6	9	↔	81
<b>Domestic and Family - Level 1</b>	2025	8	8	-	-	-	-	-	-	-	-	-	-	16	-79%	16
	2024	2	73	30	32	77	39	24	23	34	17	10	15	75	▼	376
<b>Domestic and Family - Level 2</b>	2025	1	4	-	-	-	-	-	-	-	-	-	-	5	-29%	5
	2024	3	4	4	3	3	4	3	12	-	8	3	1	7	▼	48
<b>Felonies and Related Matters</b>	2025	90	95	-	-	-	-	-	-	-	-	-	-	185	-33%	185
	2024	161	116	151	233	125	118	194	149	130	129	176	106	277	▼	1,788
<b>General Civil - Level 1</b>	2025	4	1	-	-	-	-	-	-	-	-	-	-	5	25%	5
	2024	-	4	2	1	4	2	1	1	-	2	2	1	4	▲	20
<b>General Civil - Level 2</b>	2025	18	13	-	-	-	-	-	-	-	-	-	-	31	15%	31
	2024	15	12	21	28	13	19	14	13	24	9	17	18	27	▲	203
<b>General Civil - Level 3</b>	2025	8	10	-	-	-	-	-	-	-	-	-	-	18	-42%	18
	2024	13	18	22	11	14	17	7	4	11	10	6	7	31	▼	140
<b>Miscellaneous Civil</b>	2025	130	94	-	-	-	-	-	-	-	-	-	-	224	-11%	224
	2024	114	138	128	121	152	89	107	103	104	136	113	104	252	▼	1,409
<b>Misdemeanor</b>	2025	68	57	-	-	-	-	-	-	-	-	-	-	125	-36%	125
	2024	97	97	78	84	116	100	85	74	73	61	62	69	194	▼	996
<b>Other</b>	2025	106	56	-	-	-	-	-	-	-	-	-	-	162	1%	162
	2024	80	81	93	78	92	117	82	81	74	138	91	70	161	▲	1,077
<b>Other Criminally Related Matters</b>	2025	18	10	-	-	-	-	-	-	-	-	-	-	28	-42%	28
	2024	17	31	19	21	17	15	31	17	10	8	8	19	48	▼	213
<b>Probates/Wills &amp; Trusts - Level 1</b>	2025	-	-	-	-	-	-	-	-	-	-	-	-	0	-100%	0
	2024	-	2	-	-	-	-	-	-	-	-	-	-	2	▼	2
<b>Probates/Wills &amp; Trusts - Level 2</b>	2025	2	1	-	-	-	-	-	-	-	-	-	-	3	-50%	3
	2024	3	3	2	3	3	2	-	1	-	1	2	1	6	▼	21
<b>Uncontested Divorce</b>	2025	13	12	-	-	-	-	-	-	-	-	-	-	25	-22%	25
	2024	17	15	13	11	11	20	12	16	13	12	14	11	32	▼	165

This report reflects the case management system. Numbers will update as reports are refreshed and posted. The case types reported may not necessitate judicial involvement.

# CPSS-CCMS-10.01 CASELOAD STATISTICS OF THE CIRCUIT COURTS

Allegheny

January 2024 -- February 2025 Filings

Alexandria and Fairfax Circuit are not Included in State Totals.

Dashboard		Monthly Filings Summary		Jan --- Feb Filings	
<b>Court:</b> Allegheny Circuit	<b>Circuit/Court ID:</b> 25 225005				
<b>Start/End Date:</b> Jan-24 / Feb-25	<b>Type of Case:</b> Filings				
<b>2024 Average Month:</b> 159	<b>2025 Average Month:</b> 159				
<b>Jan-Feb 2024:</b> 274	<b>Jan-Feb 2025 :</b> 317				
<b>Filings Trending:</b> ▲	<b>Overall AVG. Month:</b> 159				

Filings by Division																
Divisions		Jan	Feb	Mar	Apr	May	Jun	Jul	Aug	Sep	Oct	Nov	Dec	Thru Feb	% Change	Total
<b>Total</b>	2025	209	108	-	-	-	-	-	-	-	-	-	-	317	16%	317
	2024	140	134	148	220	126	114	227	163	153	275	108	105	274	▲	1,913
<b>Civil</b>	2025	21	5	-	-	-	-	-	-	-	-	-	-	26	117%	26
	2024	5	7	10	6	14	17	9	17	18	16	19	12	12	▲	150
<b>Criminal</b>	2025	117	52	-	-	-	-	-	-	-	-	-	-	169	2%	169
	2024	89	77	80	170	71	78	159	100	85	189	58	45	166	▲	1,201
<b>Concealed Handgun Permits</b>	2025	61	43	-	-	-	-	-	-	-	-	-	-	104	39%	104
	2024	38	37	47	29	33	15	41	32	39	57	25	41	75	▲	434
<b>Miscellaneous/ Other</b>	2025	10	8	-	-	-	-	-	-	-	-	-	-	18	-14%	18
	2024	8	13	11	14	8	4	18	14	11	13	5	7	21	▼	126
<b>Civil</b>	2025	-	-	-	-	-	-	-	-	-	-	-	-	0	0	0
	2024	-	-	-	1	-	-	-	-	-	-	-	1	0	↔	2

Filings by Case Category																
Case Categories		Jan	Feb	Mar	Apr	May	Jun	Jul	Aug	Sep	Oct	Nov	Dec	Thru Feb	% Change	Total
<b>Administrative Law</b>	2025	-	-	-	-	-	-	-	-	-	-	-	-	0	0	0
	2024	-	-	-	-	-	-	1	-	-	-	-	1	0	↔	2
<b>Aggravated Murder</b>	2025	-	-	-	-	-	-	-	-	-	-	-	-	0	0	0
	2024	-	-	-	1	-	-	-	-	-	-	-	-	0	↔	1
<b>Contested Divorce</b>	2025	2	1	-	-	-	-	-	-	-	-	-	-	3	50%	3
	2024	1	1	3	-	2	2	1	2	1	1	4	1	2	▲	19
<b>Domestic and Family - Level 1</b>	2025	-	-	-	-	-	-	-	-	-	-	-	-	0	0	0
	2024	-	-	-	-	1	-	2	5	2	6	2	2	0	↔	20
<b>Domestic and Family - Level 2</b>	2025	4	-	-	-	-	-	-	-	-	-	-	-	4	100%	4
	2024	1	1	1	1	1	-	-	-	-	1	-	1	2	▲	7
<b>Felonies and Related Matters</b>	2025	74	29	-	-	-	-	-	-	-	-	-	-	103	0%	103
	2024	53	50	51	126	48	54	123	72	53	152	40	27	103	↔	849
<b>General Civil - Level 1</b>	2025	1	-	-	-	-	-	-	-	-	-	-	-	1	1	1
	2024	-	-	-	-	-	-	-	-	-	1	-	-	0	↔	1
<b>General Civil - Level 2</b>	2025	5	2	-	-	-	-	-	-	-	-	-	-	7	133%	7
	2024	2	1	4	1	3	2	-	7	3	-	2	1	3	▲	26
<b>General Civil - Level 3</b>	2025	1	-	-	-	-	-	-	-	-	-	-	-	1	0%	1
	2024	1	-	1	-	-	7	1	2	5	1	2	-	1	↔	20
<b>Miscellaneous Civil</b>	2025	70	50	-	-	-	-	-	-	-	-	-	-	120	28%	120
	2024	44	50	57	40	41	19	59	43	49	69	30	48	94	▲	549
<b>Misdemeanor</b>	2025	35	22	-	-	-	-	-	-	-	-	-	-	57	10%	57
	2024	33	19	25	40	16	19	29	24	26	30	15	16	52	▲	292
<b>Other</b>	2025	1	2	-	-	-	-	-	-	-	-	-	-	3	200%	3
	2024	1	-	-	1	-	1	-	-	1	1	1	2	1	▲	8
<b>Other Criminally Related Matters</b>	2025	9	1	-	-	-	-	-	-	-	-	-	-	10	-9%	10
	2024	3	8	4	4	7	5	7	4	6	7	3	2	11	▼	60
<b>Probates/Wills &amp; Trusts - Level 1</b>	2025	1	-	-	-	-	-	-	-	-	-	-	-	1	1	1
	2024	-	-	-	-	1	-	-	-	1	-	1	-	0	↔	3
<b>Probates/Wills &amp; Trusts - Level 2</b>	2025	1	-	-	-	-	-	-	-	-	-	-	-	1	-50%	1
	2024	-	2	-	1	1	-	2	1	3	-	3	1	2	▼	14
<b>Protective Orders</b>	2025	-	-	-	-	-	-	-	-	-	-	-	-	0	0	0
	2024	-	-	-	-	-	1	-	-	-	-	-	-	0	↔	1
<b>Uncontested Divorce</b>	2025	5	1	-	-	-	-	-	-	-	-	-	-	6	100%	6
	2024	1	2	2	5	5	4	2	3	3	6	5	3	3	▲	41

This report reflects the case management system. Numbers will update as reports are refreshed and posted. The case types reported may not necessitate judicial involvement.

Dashboard		Monthly Filings Summary		Jan --- Feb Filings	
<b>Court:</b> Augusta Circuit	<b>Circuit/Court ID:</b> 25 225015				
<b>Start/End Date:</b> Jan-24 / Feb-25	<b>Type of Case:</b> Filings				
<b>2024 Average Month:</b> 477	<b>2025 Average Month:</b> 483				
<b>Jan-Feb 2024:</b> 1,071	<b>Jan-Feb 2025 :</b> 965				
<b>Filings Trending:</b> ▼	<b>Overall AVG. Month:</b> 478				

Filings by Division																
Divisions		Jan	Feb	Mar	Apr	May	Jun	Jul	Aug	Sep	Oct	Nov	Dec	Thru Feb	% Change	Total
<b>Total</b>	2025	559	406	-	-	-	-	-	-	-	-	-	-	965	-10%	965
	2024	517	554	603	537	417	385	473	484	483	410	422	444	1,071	▼	5,729
<b>Civil</b>	2025	49	41	-	-	-	-	-	-	-	-	-	-	90	-8%	90
	2024	42	56	46	58	50	57	45	42	46	53	53	41	98	▼	589
<b>Criminal</b>	2025	216	118	-	-	-	-	-	-	-	-	-	-	334	-16%	334
	2024	196	202	251	190	143	136	222	222	204	141	175	186	398	▼	2,268
<b>Concealed Handgun Permits</b>	2025	212	187	-	-	-	-	-	-	-	-	-	-	399	4%	399
	2024	171	211	236	195	137	121	116	138	166	143	142	149	382	▲	1,925
<b>Miscellaneous/ Other</b>	2025	76	58	-	-	-	-	-	-	-	-	-	-	134	-23%	134
	2024	97	77	64	89	83	64	88	74	59	66	49	68	174	▼	878
<b>Civil</b>	2025	6	2	-	-	-	-	-	-	-	-	-	-	8	-58%	8
	2024	11	8	6	5	4	7	2	8	8	7	3	-	19	▼	69

Filings by Case Category																
Case Categories		Jan	Feb	Mar	Apr	May	Jun	Jul	Aug	Sep	Oct	Nov	Dec	Thru Feb	% Change	Total
<b>Administrative Law</b>	2025	2	-	-	-	-	-	-	-	-	-	-	-	2	100%	2
	2024	-	1	-	-	-	-	-	-	-	-	1	-	1	▲	3
<b>Contested Divorce</b>	2025	5	4	-	-	-	-	-	-	-	-	-	-	9	-25%	9
	2024	9	3	7	8	5	3	1	4	2	5	6	6	12	▼	59
<b>Domestic and Family - Level 1</b>	2025	4	3	-	-	-	-	-	-	-	-	-	-	7	-46%	7
	2024	6	7	4	9	6	21	6	3	4	10	17	5	13	▼	98
<b>Domestic and Family - Level 2</b>	2025	9	5	-	-	-	-	-	-	-	-	-	-	14	17%	14
	2024	7	5	7	9	12	6	5	4	8	6	2	2	12	▲	73
<b>Felonies and Related Matters</b>	2025	144	69	-	-	-	-	-	-	-	-	-	-	213	-26%	213
	2024	142	145	209	143	110	94	180	148	164	104	135	125	287	▼	1,699
<b>General Civil - Level 1</b>	2025	2	-	-	-	-	-	-	-	-	-	-	-	2	2	2
	2024	-	-	-	-	-	-	-	1	-	-	1	-	0	↔	2
<b>General Civil - Level 2</b>	2025	9	18	-	-	-	-	-	-	-	-	-	-	27	59%	27
	2024	7	10	4	7	6	7	13	2	6	8	5	8	17	▲	83
<b>General Civil - Level 3</b>	2025	3	1	-	-	-	-	-	-	-	-	-	-	4	-64%	4
	2024	4	7	7	12	10	5	2	9	9	7	9	3	11	▼	84
<b>Miscellaneous Civil</b>	2025	251	208	-	-	-	-	-	-	-	-	-	-	459	4%	459
	2024	195	245	261	246	160	152	150	168	192	170	166	183	440	▲	2,288
<b>Misdemeanor</b>	2025	70	43	-	-	-	-	-	-	-	-	-	-	113	8%	113
	2024	50	55	40	44	29	35	35	70	36	34	33	54	105	▲	515
<b>Other</b>	2025	40	33	-	-	-	-	-	-	-	-	-	-	73	-46%	73
	2024	85	49	43	38	58	35	52	45	38	44	27	31	134	▼	545
<b>Other Criminally Related Matters</b>	2025	3	6	-	-	-	-	-	-	-	-	-	-	9	13%	9
	2024	5	3	3	3	4	10	7	4	4	3	7	7	8	▲	60
<b>Probates/Wills &amp; Trusts - Level 1</b>	2025	-	-	-	-	-	-	-	-	-	-	-	-	0	0	0
	2024	-	-	-	1	-	2	-	-	-	-	-	-	0	↔	3
<b>Probates/Wills &amp; Trusts - Level 2</b>	2025	6	2	-	-	-	-	-	-	-	-	-	-	8	60%	8
	2024	-	5	2	2	1	2	4	4	4	2	4	6	5	▲	36
<b>Protective Orders</b>	2025	-	-	-	-	-	-	-	-	-	-	-	-	0	0	0
	2024	-	-	-	-	-	-	-	-	-	-	-	1	0	↔	1
<b>Uncontested Divorce</b>	2025	11	14	-	-	-	-	-	-	-	-	-	-	25	-4%	25
	2024	7	19	16	15	16	13	18	22	16	15	11	12	26	▼	180

This report reflects the case management system. Numbers will update as reports are refreshed and posted. The case types reported may not necessitate judicial involvement.

Dashboard	Monthly Filings Summary	Jan --- Feb Filings
<p><b>Court:</b> Bath Circuit  <b>Start/End Date:</b> Jan-24 / Feb-25  <b>2024 Average Month:</b> 34  <b>Jan-Feb 2024:</b> 45  <b>Filings Trending:</b> ▲</p> <p><b>Circuit/Court ID:</b> 25 225017  <b>Type of Case:</b> Filings  <b>2025 Average Month:</b>35  <b>Jan-Feb 2025 :</b> 70  <b>Overall AVG. Month:</b> 34</p>		<p><b>70</b></p> <p><b>45</b></p> <p>2025      2024</p>

Filings by Division																
Divisions		Jan	Feb	Mar	Apr	May	Jun	Jul	Aug	Sep	Oct	Nov	Dec	Thru Feb	% Change	Total
<b>Total</b>	2025	52	18	-	-	-	-	-	-	-	-	-	-	70	56%	70
	2024	28	17	11	28	19	36	25	17	169	22	20	12	45	▲	404
<b>Civil</b>	2025	-	2	-	-	-	-	-	-	-	-	-	-	2	-33%	2
	2024	1	2	-	4	1	2	1	1	3	4	1	1	3	▼	21
<b>Criminal</b>	2025	42	6	-	-	-	-	-	-	-	-	-	-	48	109%	48
	2024	19	4	1	8	1	26	16	5	147	1	4	2	23	▲	234
<b>Concealed Handgun Permits</b>	2025	9	9	-	-	-	-	-	-	-	-	-	-	18	6%	18
	2024	7	10	8	13	15	8	7	11	18	14	13	8	17	▲	132
<b>Miscellaneous/ Other</b>	2025	1	1	-	-	-	-	-	-	-	-	-	-	2	0%	2
	2024	1	1	2	3	2	-	1	-	1	3	2	1	2	↔	17

Filings by Case Category																
Case Categories		Jan	Feb	Mar	Apr	May	Jun	Jul	Aug	Sep	Oct	Nov	Dec	Thru Feb	% Change	Total
<b>Contested Divorce</b>	2025	-	-	-	-	-	-	-	-	-	-	-	-	0	-100%	0
	2024	1	-	-	1	1	1	-	1	1	-	-	-	1	▼	6
<b>Domestic and Family - Level 1</b>	2025	-	-	-	-	-	-	-	-	-	-	-	-	0	-100%	0
	2024	-	1	-	-	-	1	-	-	2	4	-	-	1	▼	8
<b>Domestic and Family - Level 2</b>	2025	-	-	-	-	-	-	-	-	-	-	-	-	0	0	0
	2024	-	-	-	-	-	-	-	-	-	-	-	1	0	↔	1
<b>Felonies and Related Matters</b>	2025	35	5	-	-	-	-	-	-	-	-	-	-	40	122%	40
	2024	15	3	1	8	-	23	13	3	143	-	4	2	18	▲	215
<b>General Civil - Level 2</b>	2025	-	1	-	-	-	-	-	-	-	-	-	-	1	-50%	1
	2024	1	1	1	1	-	-	1	-	-	-	-	-	2	▼	5
<b>General Civil - Level 3</b>	2025	-	-	-	-	-	-	-	-	-	-	-	-	0	0	0
	2024	-	-	-	1	-	-	1	-	1	-	-	-	0	↔	3
<b>Miscellaneous Civil</b>	2025	10	10	-	-	-	-	-	-	-	-	-	-	20	18%	20
	2024	7	10	9	14	17	8	7	11	18	17	15	9	17	▲	142
<b>Misdemeanor</b>	2025	7	1	-	-	-	-	-	-	-	-	-	-	8	100%	8
	2024	3	1	-	-	1	3	2	1	4	-	-	-	4	▲	15
<b>Other Criminally Related Matters</b>	2025	-	-	-	-	-	-	-	-	-	-	-	-	0	-100%	0
	2024	1	-	-	-	-	-	1	1	-	1	-	-	1	▼	4
<b>Probates/Wills &amp; Trusts - Level 2</b>	2025	-	-	-	-	-	-	-	-	-	-	-	-	0	0	0
	2024	-	-	-	2	-	-	-	-	-	-	-	1	0	↔	3
<b>Uncontested Divorce</b>	2025	-	1	-	-	-	-	-	-	-	-	-	-	1	0%	1
	2024	-	1	-	1	-	-	-	-	-	-	-	-	1	↔	2

This report reflects the case management system. Numbers will update as reports are refreshed and posted. The case types reported may not necessitate judicial involvement.

Dashboard		Monthly Filings Summary		Jan --- Feb Filings	
<p><b>Court:</b> Botetourt Circuit  <b>Start/End Date:</b> Jan-24 / Feb-25  <b>2024 Average Month:</b> 185  <b>Jan-Feb 2024:</b> 345  <b>Filings Trending:</b> ▲</p>	<p><b>Circuit/Court ID:</b> 25 225023  <b>Type of Case:</b> Filings  <b>2025 Average Month:</b> 207  <b>Jan-Feb 2025 :</b> 414  <b>Overall AVG. Month:</b> 188</p>				

Filings by Division																
Divisions		Jan	Feb	Mar	Apr	May	Jun	Jul	Aug	Sep	Oct	Nov	Dec	Thru Feb	% Change	Total
<b>Total</b>	2025	210	204	-	-	-	-	-	-	-	-	-	-	414	20%	414
	2024	184	161	236	148	171	195	173	218	167	246	153	166	345	▲	2,218
<b>Civil</b>	2025	25	15	-	-	-	-	-	-	-	-	-	-	40	0%	40
	2024	18	22	21	24	17	15	22	13	30	20	15	10	40	↔	227
<b>Criminal</b>	2025	64	101	-	-	-	-	-	-	-	-	-	-	165	67%	165
	2024	54	45	114	41	83	100	43	116	40	94	68	63	99	▲	861
<b>Concealed Handgun Permits</b>	2025	103	78	-	-	-	-	-	-	-	-	-	-	181	7%	181
	2024	93	76	81	67	51	61	82	68	80	107	52	69	169	▲	887
<b>Miscellaneous/ Other</b>	2025	18	10	-	-	-	-	-	-	-	-	-	-	28	-22%	28
	2024	19	17	20	16	20	18	26	21	17	25	18	24	36	▼	241
<b>Civil</b>	2025	-	-	-	-	-	-	-	-	-	-	-	-	0	-100%	0
	2024	-	1	-	-	-	1	-	-	-	-	-	-	1	▼	2

Filings by Case Category																
Case Categories		Jan	Feb	Mar	Apr	May	Jun	Jul	Aug	Sep	Oct	Nov	Dec	Thru Feb	% Change	Total
<b>Aggravated Murder</b>	2025	-	-	-	-	-	-	-	-	-	-	-	-	0	0	0
	2024	-	-	-	-	-	-	-	-	-	-	-	2	0	↔	2
<b>Contested Divorce</b>	2025	1	2	-	-	-	-	-	-	-	-	-	-	3	-57%	3
	2024	5	2	3	3	3	2	1	3	2	2	1	3	7	▼	30
<b>Domestic and Family - Level 1</b>	2025	-	1	-	-	-	-	-	-	-	-	-	-	1	-80%	1
	2024	3	2	2	6	2	1	4	-	2	2	2	-	5	▼	26
<b>Domestic and Family - Level 2</b>	2025	-	-	-	-	-	-	-	-	-	-	-	-	0	0	0
	2024	-	-	1	-	-	-	2	1	-	1	-	-	0	↔	5
<b>Felonies and Related Matters</b>	2025	48	68	-	-	-	-	-	-	-	-	-	-	116	71%	116
	2024	40	28	93	24	57	80	32	77	33	80	42	40	68	▲	626
<b>General Civil - Level 1</b>	2025	-	-	-	-	-	-	-	-	-	-	-	-	0	-100%	0
	2024	2	-	-	-	-	-	-	-	-	1	-	-	2	▼	3
<b>General Civil - Level 2</b>	2025	1	6	-	-	-	-	-	-	-	-	-	-	7	0%	7
	2024	3	4	7	2	7	2	5	1	7	5	3	2	7	↔	48
<b>General Civil - Level 3</b>	2025	11	1	-	-	-	-	-	-	-	-	-	-	12	100%	12
	2024	1	5	3	1	1	1	1	1	5	4	3	2	6	▲	28
<b>Miscellaneous Civil</b>	2025	115	83	-	-	-	-	-	-	-	-	-	-	198	6%	198
	2024	101	86	91	74	62	72	93	83	91	122	61	84	187	▲	1,020
<b>Misdemeanor</b>	2025	11	22	-	-	-	-	-	-	-	-	-	-	33	32%	33
	2024	9	16	20	11	23	21	5	36	5	13	23	19	25	▲	201
<b>Other</b>	2025	3	4	-	-	-	-	-	-	-	-	-	-	7	-61%	7
	2024	10	8	10	9	8	8	15	6	6	7	10	7	18	▼	104
<b>Other Criminally Related Matters</b>	2025	5	11	-	-	-	-	-	-	-	-	-	-	16	167%	16
	2024	5	1	1	6	3	1	6	3	2	1	3	2	6	▲	34
<b>Probates/Wills &amp; Trusts - Level 1</b>	2025	-	-	-	-	-	-	-	-	-	-	-	-	0	0	0
	2024	-	-	-	-	-	-	-	1	1	-	-	-	0	↔	2
<b>Probates/Wills &amp; Trusts - Level 2</b>	2025	3	-	-	-	-	-	-	-	-	-	-	-	3	-25%	3
	2024	2	2	1	-	-	-	2	2	1	-	-	-	4	▼	10
<b>Uncontested Divorce</b>	2025	12	6	-	-	-	-	-	-	-	-	-	-	18	80%	18
	2024	3	7	4	12	5	7	7	4	12	8	5	5	10	▲	79

This report reflects the case management system. Numbers will update as reports are refreshed and posted. The case types reported may not necessitate judicial involvement.



Dashboard		Monthly Filings Summary		Jan --- Feb Filings	
<b>Court:</b> Craig Circuit	<b>Circuit/Court ID:</b> 25 225045				
<b>Start/End Date:</b> Jan-24 / Feb-25	<b>Type of Case:</b> Filings				
<b>2024 Average Month:</b> 30	<b>2025 Average Month:</b> 38				
<b>Jan-Feb 2024:</b> 62	<b>Jan-Feb 2025 :</b> 75				
<b>Filings Trending:</b> ▲	<b>Overall AVG. Month:</b> 31				

Filings by Division																
Divisions		Jan	Feb	Mar	Apr	May	Jun	Jul	Aug	Sep	Oct	Nov	Dec	Thru Feb	% Change	Total
<b>Total</b>	2025	28	47	-	-	-	-	-	-	-	-	-	-	75	21%	75
	2024	29	33	30	62	35	32	27	22	24	26	20	19	62	▲	359
<b>Civil</b>	2025	4	4	-	-	-	-	-	-	-	-	-	-	8	300%	8
	2024	1	1	3	10	4	3	4	1	1	1	-	3	2	▲	32
<b>Criminal</b>	2025	6	18	-	-	-	-	-	-	-	-	-	-	24	200%	24
	2024	1	7	5	16	7	9	8	-	6	4	4	6	8	▲	73
<b>Concealed Handgun Permits</b>	2025	13	22	-	-	-	-	-	-	-	-	-	-	35	-26%	35
	2024	24	23	16	32	20	13	12	16	16	20	12	9	47	▼	213
<b>Miscellaneous/ Other</b>	2025	5	3	-	-	-	-	-	-	-	-	-	-	8	60%	8
	2024	3	2	6	4	4	7	3	5	1	1	4	1	5	▲	41

Filings by Case Category																
Case Categories		Jan	Feb	Mar	Apr	May	Jun	Jul	Aug	Sep	Oct	Nov	Dec	Thru Feb	% Change	Total
<b>Aggravated Murder</b>	2025	1	-	-	-	-	-	-	-	-	-	-	-	1	1	1
	2024	-	-	-	-	-	-	-	-	-	-	-	-	0	↔	0
<b>Contested Divorce</b>	2025	-	2	-	-	-	-	-	-	-	-	-	-	2	2	2
	2024	-	-	1	-	2	-	1	-	-	1	-	-	0	↔	5
<b>Domestic and Family - Level 1</b>	2025	1	-	-	-	-	-	-	-	-	-	-	-	1	1	1
	2024	-	-	-	8	1	-	-	-	1	-	-	-	0	↔	10
<b>Domestic and Family - Level 2</b>	2025	1	-	-	-	-	-	-	-	-	-	-	-	1	1	1
	2024	-	-	-	-	-	-	-	-	-	-	-	-	0	↔	0
<b>Felonies and Related Matters</b>	2025	5	17	-	-	-	-	-	-	-	-	-	-	22	175%	22
	2024	1	7	4	9	5	9	2	-	5	4	3	5	8	▲	54
<b>General Civil - Level 2</b>	2025	2	1	-	-	-	-	-	-	-	-	-	-	3	200%	3
	2024	-	1	-	1	1	-	-	1	-	-	-	3	1	▲	7
<b>General Civil - Level 3</b>	2025	-	-	2	1	-	1	4	-	-	-	-	-	0	0	0
	2024	-	-	-	-	-	-	-	-	-	-	-	-	0	↔	8
<b>Miscellaneous Civil</b>	2025	17	25	-	-	-	-	-	-	-	-	-	-	42	-19%	42
	2024	27	25	21	36	23	20	13	20	17	21	16	9	52	▼	248
<b>Misdemeanor</b>	2025	-	1	-	-	-	-	-	-	-	-	-	-	1	1	1
	2024	-	-	1	2	2	-	4	-	1	-	1	1	0	↔	12
<b>Other Criminally Related Matters</b>	2025	-	-	-	-	-	-	-	-	-	-	-	-	0	0	0
	2024	-	-	-	5	-	-	-	2	-	-	-	-	0	↔	7
<b>Probates/Wills &amp; Trusts - Level 2</b>	2025	-	-	-	-	-	-	-	-	-	-	-	-	0	0	0
	2024	-	-	-	-	-	1	-	-	-	-	-	-	0	↔	1
<b>Uncontested Divorce</b>	2025	1	1	-	-	-	-	-	-	-	-	-	-	2	100%	2
	2024	1	-	1	-	1	1	1	1	-	-	-	1	1	▲	7

This report reflects the case management system. Numbers will update as reports are refreshed and posted. The case types reported may not necessitate judicial involvement.

Dashboard		Monthly Filings Summary		Jan --- Feb Filings	
<b>Court:</b> Highland Circuit	<b>Circuit/Court ID:</b> 25 225091				
<b>Start/End Date:</b> Jan-24 / Feb-25	<b>Type of Case:</b> Filings				
<b>2024 Average Month:</b> 13	<b>2025 Average Month:</b> 17				
<b>Jan-Feb 2024:</b> 30	<b>Jan-Feb 2025 :</b> 33				
<b>Filings Trending:</b> ▲	<b>Overall AVG. Month:</b> 14				

Filings by Division																
Divisions		Jan	Feb	Mar	Apr	May	Jun	Jul	Aug	Sep	Oct	Nov	Dec	Thru Feb	% Change	Total
<b>Total</b>	2025	18	15	-	-	-	-	-	-	-	-	-	-	33	10%	33
	2024	16	14	16	19	11	17	13	10	21	5	4	13	30	▲	159
<b>Civil</b>	2025	-	5	-	-	-	-	-	-	-	-	-	-	5	25%	5
	2024	2	2	3	3	1	2	-	1	1	-	2	-	4	▲	17
<b>Criminal</b>	2025	7	-	-	-	-	-	-	-	-	-	-	-	7	40%	7
	2024	4	1	4	2	-	8	2	-	3	1	-	2	5	▲	27
<b>Concealed Handgun Permits</b>	2025	11	8	-	-	-	-	-	-	-	-	-	-	19	12%	19
	2024	9	8	6	11	10	7	10	7	15	3	2	8	17	▲	96
<b>Miscellaneous/ Other</b>	2025	-	2	-	-	-	-	-	-	-	-	-	-	2	-50%	2
	2024	1	3	3	3	-	-	1	2	2	1	-	3	4	▼	19

Filings by Case Category																
Case Categories		Jan	Feb	Mar	Apr	May	Jun	Jul	Aug	Sep	Oct	Nov	Dec	Thru Feb	% Change	Total
<b>Administrative Law</b>	2025	-	-	-	-	-	-	-	-	-	-	-	-	0	0	0
	2024	-	-	-	-	-	1	-	-	-	-	-	-	0	↔	1
<b>Contested Divorce</b>	2025	-	-	-	-	-	-	-	-	-	-	-	-	0	-100%	0
	2024	1	-	1	-	-	-	-	-	-	-	-	-	1	▼	2
<b>Felonies and Related Matters</b>	2025	5	-	-	-	-	-	-	-	-	-	-	-	5	400%	5
	2024	1	-	3	1	-	5	2	-	2	-	-	2	1	▲	16
<b>General Civil - Level 2</b>	2025	-	-	-	-	-	-	-	-	-	-	-	-	0	-100%	0
	2024	-	2	1	2	-	-	-	-	-	-	-	2	2	▼	7
<b>General Civil - Level 3</b>	2025	-	-	-	-	-	-	-	-	-	-	-	-	0	0	0
	2024	-	-	1	-	-	1	-	1	1	-	-	-	0	↔	4
<b>Miscellaneous Civil</b>	2025	11	10	-	-	-	-	-	-	-	-	-	-	21	0%	21
	2024	10	11	9	14	10	7	11	8	17	4	2	9	21	↔	112
<b>Misdemeanor</b>	2025	2	-	-	-	-	-	-	-	-	-	-	-	2	-50%	2
	2024	3	1	1	1	-	3	-	-	1	-	-	-	4	▼	10
<b>Other</b>	2025	-	-	-	-	-	-	-	-	-	-	-	-	0	0	0
	2024	-	-	-	-	1	-	-	-	-	-	-	2	0	↔	3
<b>Other Criminally Related Matters</b>	2025	-	-	-	-	-	-	-	-	-	-	-	-	0	0	0
	2024	-	-	-	-	-	-	-	-	-	1	-	-	0	↔	1
<b>Probates/Wills &amp; Trusts - Level 2</b>	2025	-	5	-	-	-	-	-	-	-	-	-	-	5	400%	5
	2024	1	-	-	1	-	-	-	-	-	-	-	-	1	▲	2
<b>Uncontested Divorce</b>	2025	-	-	-	-	-	-	-	-	-	-	-	-	0	0	0
	2024	-	-	-	-	-	-	-	1	-	-	-	-	0	↔	1

This report reflects the case management system. Numbers will update as reports are refreshed and posted. The case types reported may not necessitate judicial involvement.

Dashboard	Monthly Filings Summary	Jan --- Feb Filings
<p><b>Court:</b> Rockbridge Circuit  <b>Start/End Date:</b> Jan-24 / Feb-25  <b>2024 Average Month:</b> 173  <b>Jan-Feb 2024:</b> 391  <b>Filings Trending:</b> ▼</p>	<p><b>Circuit/Court ID:</b> 25 225163  <b>Type of Case:</b> Filings  <b>2025 Average Month:</b> 186  <b>Jan-Feb 2025 :</b> 372  <b>Overall AVG. Month:</b> 175</p>	

Filings by Division																
Divisions		Jan	Feb	Mar	Apr	May	Jun	Jul	Aug	Sep	Oct	Nov	Dec	Thru Feb	% Change	Total
<b>Total</b>	2025	184	188	-	-	-	-	-	-	-	-	-	-	372	-5%	372
	2024	210	181	203	172	163	144	198	153	178	178	119	181	391	▼	2,080
<b>Civil</b>	2025	17	16	-	-	-	-	-	-	-	-	-	-	33	6%	33
	2024	14	17	24	23	20	11	24	18	16	25	16	16	31	▲	224
<b>Criminal</b>	2025	94	113	-	-	-	-	-	-	-	-	-	-	207	-8%	207
	2024	126	98	102	84	100	72	109	80	114	96	41	106	224	▼	1,128
<b>Concealed Handgun Permits</b>	2025	60	57	-	-	-	-	-	-	-	-	-	-	117	1%	117
	2024	60	56	66	52	37	57	52	46	41	44	45	43	116	▲	599
<b>Miscellaneous/Other</b>	2025	13	2	-	-	-	-	-	-	-	-	-	-	15	-25%	15
	2024	10	10	11	13	6	4	13	7	7	13	17	15	20	▼	126
<b>Civil</b>	2025	-	-	-	-	-	-	-	-	-	-	-	-	0	0	0
	2024	-	-	-	-	-	-	-	2	-	-	-	1	0	↔	3

Filings by Case Category																
Case Categories		Jan	Feb	Mar	Apr	May	Jun	Jul	Aug	Sep	Oct	Nov	Dec	Thru Feb	% Change	Total
<b>Administrative Law</b>	2025	-	-	-	-	-	-	-	-	-	-	-	-	0	0	0
	2024	-	-	-	1	-	-	-	-	1	-	-	-	0	↔	2
<b>Contested Divorce</b>	2025	1	-	-	-	-	-	-	-	-	-	-	-	1	-75%	1
	2024	2	2	3	1	1	-	1	2	1	4	2	2	4	▼	21
<b>Domestic and Family - Level 1</b>	2025	3	1	-	-	-	-	-	-	-	-	-	-	4	100%	4
	2024	1	1	2	2	1	-	7	1	4	1	6	2	2	▲	28
<b>Domestic and Family - Level 2</b>	2025	1	1	-	-	-	-	-	-	-	-	-	-	2	-71%	2
	2024	3	4	2	4	2	-	1	1	-	7	1	2	7	▼	27
<b>Felonies and Related Matters</b>	2025	57	87	-	-	-	-	-	-	-	-	-	-	144	-2%	144
	2024	74	73	60	54	66	40	64	62	93	63	25	85	147	▼	759
<b>General Civil - Level 1</b>	2025	1	-	-	-	-	-	-	-	-	-	-	-	1	1	1
	2024	-	-	-	-	-	-	1	-	-	-	-	-	0	↔	1
<b>General Civil - Level 2</b>	2025	5	4	-	-	-	-	-	-	-	-	-	-	9	29%	9
	2024	3	4	5	5	5	2	7	7	6	4	3	3	7	▲	54
<b>General Civil - Level 3</b>	2025	3	4	-	-	-	-	-	-	-	-	-	-	7	60%	7
	2024	1	-	3	5	7	3	4	-	1	3	2	3	1	▲	32
<b>Miscellaneous Civil</b>	2025	72	59	-	-	-	-	-	-	-	-	-	-	131	-2%	131
	2024	68	66	75	64	43	60	62	53	46	56	57	56	134	▼	706
<b>Misdemeanor</b>	2025	37	23	-	-	-	-	-	-	-	-	-	-	60	7%	60
	2024	32	24	21	20	30	29	36	14	17	33	13	19	56	▲	288
<b>Other</b>	2025	-	-	-	-	-	-	-	-	-	-	-	-	0	-100%	0
	2024	1	-	1	2	-	1	-	3	1	2	1	3	1	▼	15
<b>Other Criminally Related Matters</b>	2025	-	3	-	-	-	-	-	-	-	-	-	-	3	-86%	3
	2024	20	1	21	10	4	3	9	4	4	-	3	2	21	▼	81
<b>Probates/Wills &amp; Trusts - Level 1</b>	2025	-	-	-	-	-	-	-	-	-	-	-	-	0	-100%	0
	2024	1	1	-	-	-	-	1	-	-	-	-	-	2	▼	3
<b>Probates/Wills &amp; Trusts - Level 2</b>	2025	1	2	-	-	-	-	-	-	-	-	-	-	3	200%	3
	2024	-	1	2	1	2	-	-	-	1	-	2	1	1	▲	10
<b>Uncontested Divorce</b>	2025	3	4	-	-	-	-	-	-	-	-	-	-	7	-13%	7
	2024	4	4	8	3	2	6	5	6	3	5	4	3	8	▼	53

This report reflects the case management system. Numbers will update as reports are refreshed and posted. The case types reported may not necessitate judicial involvement.

Dashboard		Monthly Filings Summary		Jan --- Feb Filings	
<b>Court:</b> Buena Vista Circuit	<b>Circuit/Court ID:</b> 25 225530				
<b>Start/End Date:</b> Jan-24 / Feb-25	<b>Type of Case:</b> Filings				
<b>2024 Average Month:</b> 41	<b>2025 Average Month:</b> 33				
<b>Jan-Feb 2024:</b> 75	<b>Jan-Feb 2025 :</b> 65				
<b>Filings Trending:</b> ▼	<b>Overall AVG. Month:</b> 40				

Filings by Division																
Divisions		Jan	Feb	Mar	Apr	May	Jun	Jul	Aug	Sep	Oct	Nov	Dec	Thru Feb	% Change	Total
<b>Total</b>	2025	24	41	-	-	-	-	-	-	-	-	-	-	65	-13%	65
	2024	49	26	79	44	46	28	63	19	44	33	32	29	75	▼	492
<b>Civil</b>	2025	2	4	-	-	-	-	-	-	-	-	-	-	6	0%	6
	2024	5	1	5	3	2	3	2	6	2	5	6	5	6	↔	45
<b>Criminal</b>	2025	7	22	-	-	-	-	-	-	-	-	-	-	29	-40%	29
	2024	30	18	57	31	28	14	48	7	26	16	18	11	48	▼	304
<b>Concealed Handgun Permits</b>	2025	13	13	-	-	-	-	-	-	-	-	-	-	26	53%	26
	2024	11	6	15	9	12	9	7	5	15	8	7	7	17	▲	111
<b>Miscellaneous/ Other</b>	2025	2	2	-	-	-	-	-	-	-	-	-	-	4	0%	4
	2024	3	1	2	1	4	2	6	1	1	4	1	5	4	↔	31
<b>Civil</b>	2025	-	-	-	-	-	-	-	-	-	-	-	-	0	0	0
	2024	-	-	-	-	-	-	-	-	-	-	-	1	0	↔	1

Filings by Case Category																
Case Categories		Jan	Feb	Mar	Apr	May	Jun	Jul	Aug	Sep	Oct	Nov	Dec	Thru Feb	% Change	Total
<b>Contested Divorce</b>	2025	1	1	-	-	-	-	-	-	-	-	-	-	2	100%	2
	2024	-	1	1	-	-	-	1	1	-	1	-	-	1	▲	5
<b>Domestic and Family - Level 1</b>	2025	-	1	-	-	-	-	-	-	-	-	-	-	1	0%	1
	2024	1	-	2	-	-	1	-	-	-	2	1	4	1	↔	11
<b>Domestic and Family - Level 2</b>	2025	-	1	-	-	-	-	-	-	-	-	-	-	1	1	1
	2024	-	-	-	-	-	1	-	-	-	1	1	-	0	↔	3
<b>Felonies and Related Matters</b>	2025	2	14	-	-	-	-	-	-	-	-	-	-	16	-50%	16
	2024	19	13	45	16	22	8	28	5	26	13	14	8	32	▼	217
<b>General Civil - Level 2</b>	2025	1	-	-	-	-	-	-	-	-	-	-	-	1	0%	1
	2024	1	-	-	-	1	-	-	-	-	-	-	-	1	↔	2
<b>General Civil - Level 3</b>	2025	-	-	-	-	-	-	-	-	-	-	-	-	0	0	0
	2024	-	-	-	-	1	-	2	2	-	1	1	1	0	↔	8
<b>Miscellaneous Civil</b>	2025	14	15	-	-	-	-	-	-	-	-	-	-	29	26%	29
	2024	16	7	17	10	15	11	11	6	16	11	8	11	23	▲	139
<b>Misdemeanor</b>	2025	5	8	-	-	-	-	-	-	-	-	-	-	13	0%	13
	2024	9	4	11	10	6	6	20	2	-	2	2	1	13	↔	73
<b>Other</b>	2025	-	-	-	-	-	-	-	-	-	-	-	-	0	0	0
	2024	-	-	-	1	-	-	-	-	-	-	-	1	0	↔	2
<b>Other Criminally Related Matters</b>	2025	-	-	-	-	-	-	-	-	-	-	-	-	0	-100%	0
	2024	2	1	1	5	-	-	-	-	-	1	2	2	3	▼	14
<b>Probates/Wills &amp; Trusts - Level 2</b>	2025	-	-	-	-	-	-	-	-	-	-	-	-	0	-100%	0
	2024	1	-	1	1	-	1	-	-	-	-	-	-	1	▼	4
<b>Uncontested Divorce</b>	2025	1	1	-	-	-	-	-	-	-	-	-	-	2	2	2
	2024	-	-	1	1	1	-	1	3	2	1	3	1	0	↔	14

This report reflects the case management system. Numbers will update as reports are refreshed and posted. The case types reported may not necessitate judicial involvement.

Dashboard	Monthly Filings Summary	Jan --- Feb Filings
<p><b>Court:</b> Staunton Circuit  <b>Start/End Date:</b> Jan-24 / Feb-25  <b>2024 Average Month:</b> 208  <b>Jan-Feb 2024:</b> 455  <b>Filings Trending:</b> ▼</p>	<p><b>Circuit/Court ID:</b> 25 225790  <b>Type of Case:</b> Filings  <b>2025 Average Month:</b> 178  <b>Jan-Feb 2025 :</b> 355  <b>Overall AVG. Month:</b> 203</p>	

Filings by Division																
Divisions		Jan	Feb	Mar	Apr	May	Jun	Jul	Aug	Sep	Oct	Nov	Dec	Thru Feb	% Change	Total
<b>Total</b>	2025	194	161	-	-	-	-	-	-	-	-	-	-	355	-22%	355
	2024	246	209	245	226	210	195	211	200	214	198	181	158	455	▼	2,493
<b>Civil</b>	2025	22	17	-	-	-	-	-	-	-	-	-	-	39	15%	39
	2024	11	23	25	24	24	11	21	18	19	14	26	10	34	▲	226
<b>Criminal</b>	2025	90	54	-	-	-	-	-	-	-	-	-	-	144	-46%	144
	2024	155	110	131	121	90	110	106	108	118	121	67	88	265	▼	1,325
<b>Concealed Handgun Permits</b>	2025	36	49	-	-	-	-	-	-	-	-	-	-	85	42%	85
	2024	24	36	28	33	25	24	19	26	31	32	34	32	60	▲	344
<b>Miscellaneous/ Other</b>	2025	46	41	-	-	-	-	-	-	-	-	-	-	87	-7%	87
	2024	56	38	61	48	71	50	65	48	46	31	54	28	94	▼	596
<b>Civil</b>	2025	-	-	-	-	-	-	-	-	-	-	-	-	0	-100%	0
	2024	-	2	-	-	-	-	-	-	-	-	-	-	2	▼	2

Filings by Case Category																
Case Categories		Jan	Feb	Mar	Apr	May	Jun	Jul	Aug	Sep	Oct	Nov	Dec	Thru Feb	% Change	Total
<b>Administrative Law</b>	2025	-	-	-	-	-	-	-	-	-	-	-	-	0	-100%	0
	2024	1	-	-	-	-	-	-	-	-	-	-	-	1	▼	1
<b>Contested Divorce</b>	2025	1	1	-	-	-	-	-	-	-	-	-	-	2	-50%	2
	2024	1	3	1	4	1	3	4	1	1	4	2	2	4	▼	27
<b>Domestic and Family - Level 1</b>	2025	1	1	-	-	-	-	-	-	-	-	-	-	2	-78%	2
	2024	2	7	9	1	3	-	2	-	2	-	5	1	9	▼	32
<b>Domestic and Family - Level 2</b>	2025	12	5	-	-	-	-	-	-	-	-	-	-	17	143%	17
	2024	2	5	6	3	9	2	5	8	7	2	8	4	7	▲	61
<b>Felonies and Related Matters</b>	2025	73	36	-	-	-	-	-	-	-	-	-	-	109	-39%	109
	2024	100	79	115	86	72	93	83	80	80	95	41	51	179	▼	975
<b>General Civil - Level 1</b>	2025	-	-	-	-	-	-	-	-	-	-	-	-	0	0	0
	2024	-	-	-	-	-	-	-	-	-	-	1	-	0	↔	1
<b>General Civil - Level 2</b>	2025	3	2	-	-	-	-	-	-	-	-	-	-	5	67%	5
	2024	2	1	2	4	1	1	1	2	2	4	-	3	3	▲	23
<b>General Civil - Level 3</b>	2025	1	1	-	-	-	-	-	-	-	-	-	-	2	0%	2
	2024	2	-	1	3	5	2	2	3	2	2	-	1	2	↔	23
<b>Miscellaneous Civil</b>	2025	52	60	-	-	-	-	-	-	-	-	-	-	112	32%	112
	2024	36	49	43	45	39	35	36	46	42	39	54	40	85	▲	504
<b>Misdemeanor</b>	2025	17	7	-	-	-	-	-	-	-	-	-	-	24	-65%	24
	2024	48	21	11	25	11	14	20	19	21	18	22	26	69	▼	256
<b>Other</b>	2025	26	29	-	-	-	-	-	-	-	-	-	-	55	-19%	55
	2024	42	26	43	33	51	38	48	26	33	20	33	16	68	▼	409
<b>Other Criminally Related Matters</b>	2025	-	12	-	-	-	-	-	-	-	-	-	-	12	-29%	12
	2024	7	10	5	14	7	4	3	10	17	8	4	11	17	▼	100
<b>Probates/Wills &amp; Trusts - Level 2</b>	2025	-	2	-	-	-	-	-	-	-	-	-	-	2	-33%	2
	2024	1	2	3	4	1	-	-	-	-	2	3	-	3	▼	16
<b>Protective Orders</b>	2025	-	-	-	-	-	-	-	-	-	-	-	-	0	0	0
	2024	-	-	-	1	-	-	-	-	-	-	-	-	0	↔	1
<b>Uncontested Divorce</b>	2025	8	5	-	-	-	-	-	-	-	-	-	-	13	63%	13
	2024	2	6	6	3	10	3	7	5	7	4	8	3	8	▲	64

This report reflects the case management system. Numbers will update as reports are refreshed and posted. The case types reported may not necessitate judicial involvement.

Dashboard		Monthly Filings Summary		Jan --- Feb Filings	
<b>Court:</b> Waynesboro Circuit <b>Start/End Date:</b> Jan-24 / Feb-25 <b>2024 Average Month:</b> 143 <b>Jan-Feb 2024:</b> 328 <b>Filings Trending:</b> ▼	<b>Circuit/Court ID:</b> 25 225820 <b>Type of Case:</b> Filings <b>2025 Average Month:</b> 148 <b>Jan-Feb 2025 :</b> 295 <b>Overall AVG. Month:</b> 144	<p>Jan 24 - Feb 25</p>	<p>295 (2025) vs 328 (2024)</p>		

Filings by Division																
Divisions		Jan	Feb	Mar	Apr	May	Jun	Jul	Aug	Sep	Oct	Nov	Dec	Thru Feb	% Change	Total
<b>Total</b>	2025	135	160	-	-	-	-	-	-	-	-	-	-	295	-10%	295
	2024	163	165	152	170	164	98	119	143	153	168	131	95	328	▼	1,721
<b>Civil</b>	2025	9	31	-	-	-	-	-	-	-	-	-	-	40	14%	40
	2024	13	22	11	21	16	8	17	18	12	20	11	15	35	▲	184
<b>Criminal</b>	2025	55	84	-	-	-	-	-	-	-	-	-	-	139	-18%	139
	2024	99	71	65	76	91	48	50	75	95	91	70	39	170	▼	870
<b>Concealed Handgun Permits</b>	2025	33	34	-	-	-	-	-	-	-	-	-	-	67	8%	67
	2024	22	40	38	41	19	11	17	31	22	34	28	21	62	▲	324
<b>Miscellaneous/ Other</b>	2025	38	11	-	-	-	-	-	-	-	-	-	-	49	-18%	49
	2024	29	31	37	29	37	30	33	19	22	23	19	20	60	▼	329
<b>Civil</b>	2025	-	-	-	-	-	-	-	-	-	-	-	-	0	-100%	0
	2024	-	1	1	3	1	1	1	2	-	2	-	3	1	▼	14

Filings by Case Category																
Case Categories		Jan	Feb	Mar	Apr	May	Jun	Jul	Aug	Sep	Oct	Nov	Dec	Thru Feb	% Change	Total
<b>Administrative Law</b>	2025	-	-	-	-	-	-	-	-	-	-	-	-	0	0	0
	2024	-	-	-	-	-	-	-	-	1	1	-	1	0	↔	3
<b>Contested Divorce</b>	2025	-	2	-	-	-	-	-	-	-	-	-	-	2	0%	2
	2024	1	1	1	2	3	1	-	2	-	6	3	1	2	↔	21
<b>Domestic and Family - Level 1</b>	2025	2	14	-	-	-	-	-	-	-	-	-	-	16	167%	16
	2024	1	5	3	10	2	2	8	3	2	1	2	4	6	▲	43
<b>Domestic and Family - Level 2</b>	2025	1	2	-	-	-	-	-	-	-	-	-	-	3	50%	3
	2024	-	2	1	-	2	1	-	-	-	-	-	-	2	▲	6
<b>Felonies and Related Matters</b>	2025	27	73	-	-	-	-	-	-	-	-	-	-	100	-28%	100
	2024	83	55	48	62	63	42	34	48	76	60	55	28	138	▼	654
<b>General Civil - Level 1</b>	2025	-	1	-	-	-	-	-	-	-	-	-	-	1	1	1
	2024	-	-	-	-	-	-	-	-	-	-	-	1	0	↔	1
<b>General Civil - Level 2</b>	2025	3	1	-	-	-	-	-	-	-	-	-	-	4	-50%	4
	2024	4	4	2	4	1	1	3	2	2	3	-	1	8	▼	27
<b>General Civil - Level 3</b>	2025	-	6	-	-	-	-	-	-	-	-	-	-	6	-14%	6
	2024	4	3	1	-	1	-	-	3	1	2	1	2	7	▼	18
<b>Miscellaneous Civil</b>	2025	48	45	-	-	-	-	-	-	-	-	-	-	93	24%	93
	2024	27	48	54	47	32	20	33	38	33	44	34	25	75	▲	435
<b>Misdemeanor</b>	2025	24	10	-	-	-	-	-	-	-	-	-	-	34	6%	34
	2024	16	16	16	11	26	5	13	25	16	23	12	11	32	▲	190
<b>Other</b>	2025	23	2	-	-	-	-	-	-	-	-	-	-	25	-49%	25
	2024	24	25	23	26	26	21	19	13	13	13	16	14	49	▼	233
<b>Other Criminally Related Matters</b>	2025	4	1	-	-	-	-	-	-	-	-	-	-	5	5	5
	2024	-	-	1	3	3	1	3	2	3	8	3	-	0	↔	27
<b>Probates/Wills &amp; Trusts - Level 1</b>	2025	1	-	-	-	-	-	-	-	-	-	-	-	1	1	1
	2024	-	-	-	-	-	-	-	-	-	-	-	-	0	↔	0
<b>Probates/Wills &amp; Trusts - Level 2</b>	2025	-	-	-	-	-	-	-	-	-	-	-	-	0	-100%	0
	2024	-	1	-	-	1	-	1	2	-	-	1	-	1	▼	6
<b>Uncontested Divorce</b>	2025	2	3	-	-	-	-	-	-	-	-	-	-	5	-38%	5
	2024	3	5	2	5	4	4	5	5	6	7	3	8	8	▼	57

This report reflects the case management system. Numbers will update as reports are refreshed and posted. The case types reported may not necessitate judicial involvement.



Dashboard		Monthly Filings Summary		Jan --- Feb Filings			
<b>Court:</b> Clarke Circuit <b>Start/End Date:</b> Jan-24 / Feb-25 <b>2024 Average Month:</b> 55 <b>Jan-Feb 2024:</b> 109 <b>Filings Trending:</b> ▼	<b>Circuit/Court ID:</b> 26 226043 <b>Type of Case:</b> Filings <b>2025 Average Month:</b> 51 <b>Jan-Feb 2025 :</b> 102 <b>Overall AVG. Month:</b> 54	<p>Jan 24 - Feb 25</p>	<table border="1" style="margin: auto;"> <tr> <td style="font-size: 24px; font-weight: bold;">102</td> <td style="font-size: 24px; font-weight: bold;">109</td> </tr> <tr> <td style="font-size: 12px;">2025</td> <td style="font-size: 12px;">2024</td> </tr> </table>	102	109	2025	2024
102	109						
2025	2024						

Filings by Division																
Divisions		Jan	Feb	Mar	Apr	May	Jun	Jul	Aug	Sep	Oct	Nov	Dec	Thru Feb	% Change	Total
<b>Total</b>	2025	65	37	-	-	-	-	-	-	-	-	-	-	102	-6%	102
	2024	60	49	55	72	54	37	65	48	44	67	37	70	109	▼	658
<b>Civil</b>	2025	8	6	-	-	-	-	-	-	-	-	-	-	14	-13%	14
	2024	10	6	5	17	10	6	6	11	7	8	6	6	16	▼	98
<b>Criminal</b>	2025	15	2	-	-	-	-	-	-	-	-	-	-	17	-6%	17
	2024	11	7	18	21	2	3	30	6	3	25	6	24	18	▼	156
<b>Concealed Handgun Permits</b>	2025	35	24	-	-	-	-	-	-	-	-	-	-	59	5%	59
	2024	27	29	29	27	27	20	23	22	25	29	21	23	56	▲	302
<b>Miscellaneous/ Other</b>	2025	7	5	-	-	-	-	-	-	-	-	-	-	12	-37%	12
	2024	12	7	3	7	15	8	6	9	9	5	4	17	19	▼	102

Filings by Case Category																
Case Categories		Jan	Feb	Mar	Apr	May	Jun	Jul	Aug	Sep	Oct	Nov	Dec	Thru Feb	% Change	Total
<b>Contested Divorce</b>	2025	-	-	-	-	-	-	-	-	-	-	-	-	0	0	0
	2024	-	-	-	1	3	-	1	2	-	1	1	1	0	↔	10
<b>Domestic and Family - Level 1</b>	2025	-	-	-	-	-	-	-	-	-	-	-	-	0	-100%	0
	2024	-	1	-	1	1	2	-	2	1	1	-	2	1	▼	11
<b>Domestic and Family - Level 2</b>	2025	-	-	-	-	-	-	-	-	-	-	-	-	0	-100%	0
	2024	2	1	-	1	-	-	-	1	-	-	-	1	3	▼	6
<b>Felonies and Related Matters</b>	2025	2	2	-	-	-	-	-	-	-	-	-	-	4	-75%	4
	2024	9	7	12	15	1	-	15	3	3	15	2	22	16	▼	104
<b>General Civil - Level 1</b>	2025	-	-	-	-	-	-	-	-	-	-	-	-	0	-100%	0
	2024	1	-	-	-	-	-	-	1	-	-	-	-	1	▼	2
<b>General Civil - Level 2</b>	2025	4	2	-	-	-	-	-	-	-	-	-	-	6	200%	6
	2024	1	1	-	6	3	-	1	4	2	3	4	2	2	▲	27
<b>General Civil - Level 3</b>	2025	-	-	-	-	-	-	-	-	-	-	-	-	0	0	0
	2024	-	-	-	4	2	2	-	2	-	1	-	1	0	↔	12
<b>Miscellaneous Civil</b>	2025	39	28	-	-	-	-	-	-	-	-	-	-	67	-8%	67
	2024	39	34	32	32	42	26	29	30	32	32	24	39	73	▼	391
<b>Misdemeanor</b>	2025	8	-	-	-	-	-	-	-	-	-	-	-	8	300%	8
	2024	2	-	6	4	-	1	15	3	-	8	2	2	2	▲	43
<b>Other</b>	2025	2	2	-	-	-	-	-	-	-	-	-	-	4	300%	4
	2024	-	1	1	-	-	-	1	-	1	3	-	1	1	▲	8
<b>Other Criminally Related Matters</b>	2025	5	-	-	-	-	-	-	-	-	-	-	-	5	5	5
	2024	-	-	-	2	1	2	-	-	-	2	2	-	0	↔	9
<b>Probates/Wills &amp; Trusts - Level 1</b>	2025	1	-	-	-	-	-	-	-	-	-	-	-	1	0%	1
	2024	1	-	-	-	-	-	-	-	-	-	-	-	1	↔	1
<b>Probates/Wills &amp; Trusts - Level 2</b>	2025	-	-	-	-	-	-	-	-	-	-	-	-	0	-100%	0
	2024	1	1	2	-	-	1	-	-	-	-	-	-	2	▼	5
<b>Uncontested Divorce</b>	2025	4	3	-	-	-	-	-	-	-	-	-	-	7	0%	7
	2024	4	3	2	6	1	2	3	-	3	4	1	-	7	↔	29


This report reflects the case management system. Numbers will update as reports are refreshed and posted. The case types reported may not necessitate judicial involvement.

Dashboard		Monthly Filings Summary		Jan --- Feb Filings	
<b>Court:</b> Frederick Circuit	<b>Circuit/Court ID:</b> 26 226069				
<b>Start/End Date:</b> Jan-24 / Feb-25	<b>Type of Case:</b> Filings				
<b>2024 Average Month:</b> 414	<b>2025 Average Month:</b> 466				
<b>Jan-Feb 2024:</b> 824	<b>Jan-Feb 2025 :</b> 932				
<b>Filings Trending:</b> ▲	<b>Overall AVG. Month:</b> 421				

Filings by Division																
Divisions		Jan	Feb	Mar	Apr	May	Jun	Jul	Aug	Sep	Oct	Nov	Dec	Thru Feb	% Change	Total
<b>Total</b>	2025	463	469	-	-	-	-	-	-	-	-	-	-	932	13%	932
	2024	427	397	433	423	356	389	408	514	375	452	429	364	824	▲	4,967
<b>Civil</b>	2025	47	42	-	-	-	-	-	-	-	-	-	-	89	14%	89
	2024	49	29	43	50	50	48	44	46	39	53	32	40	78	▲	523
<b>Criminal</b>	2025	154	195	-	-	-	-	-	-	-	-	-	-	349	5%	349
	2024	186	145	142	174	146	163	135	263	151	187	204	139	331	▲	2,035
<b>Concealed Handgun Permits</b>	2025	182	177	-	-	-	-	-	-	-	-	-	-	359	20%	359
	2024	144	154	188	147	118	128	167	144	142	149	136	131	298	▲	1,748
<b>Miscellaneous/ Other</b>	2025	80	54	-	-	-	-	-	-	-	-	-	-	134	15%	134
	2024	48	69	59	51	42	48	62	61	43	63	57	54	117	▲	657
<b>Civil</b>	2025	-	1	-	-	-	-	-	-	-	-	-	-	1	1	1
	2024	-	-	1	1	-	2	-	-	-	-	-	-	0	↔	4

Filings by Case Category																
Case Categories		Jan	Feb	Mar	Apr	May	Jun	Jul	Aug	Sep	Oct	Nov	Dec	Thru Feb	% Change	Total
<b>Administrative Law</b>	2025	-	-	-	-	-	-	-	-	-	-	-	-	0	-100%	0
	2024	1	-	-	-	1	-	-	1	1	-	-	1	1	▼	5
<b>Aggravated Murder</b>	2025	-	-	-	-	-	-	-	-	-	-	-	-	0	-100%	0
	2024	2	-	-	-	-	-	-	-	-	-	-	-	2	▼	2
<b>Contested Divorce</b>	2025	7	1	-	-	-	-	-	-	-	-	-	-	8	-20%	8
	2024	6	4	2	6	9	7	5	8	8	7	5	9	10	▼	76
<b>Domestic and Family - Level 1</b>	2025	1	3	-	-	-	-	-	-	-	-	-	-	4	-20%	4
	2024	3	2	5	6	6	3	2	3	-	2	3	3	5	▼	38
<b>Domestic and Family - Level 2</b>	2025	5	2	-	-	-	-	-	-	-	-	-	-	7	133%	7
	2024	3	-	4	6	1	7	6	1	2	10	-	3	3	▲	43
<b>Felonies and Related Matters</b>	2025	103	154	-	-	-	-	-	-	-	-	-	-	257	8%	257
	2024	129	110	81	127	104	110	98	163	109	132	130	106	239	▲	1,399
<b>General Civil - Level 1</b>	2025	-	-	-	-	-	-	-	-	-	-	-	-	0	0	0
	2024	-	-	-	-	-	-	-	2	-	1	-	-	0	↔	3
<b>General Civil - Level 2</b>	2025	19	7	-	-	-	-	-	-	-	-	-	-	26	13%	26
	2024	12	11	8	14	13	12	20	14	9	11	7	9	23	▲	140
<b>General Civil - Level 3</b>	2025	1	5	-	-	-	-	-	-	-	-	-	-	6	-25%	6
	2024	7	1	8	4	6	1	3	5	6	4	5	-	8	▼	50
<b>Miscellaneous Civil</b>	2025	221	209	-	-	-	-	-	-	-	-	-	-	430	19%	430
	2024	170	191	232	181	141	163	203	178	164	187	171	158	361	▲	2,139
<b>Misdemeanor</b>	2025	48	33	-	-	-	-	-	-	-	-	-	-	81	5%	81
	2024	48	29	53	42	38	42	31	98	39	49	67	27	77	▲	563
<b>Other</b>	2025	40	25	-	-	-	-	-	-	-	-	-	-	65	44%	65
	2024	20	25	11	14	16	13	17	20	14	19	17	25	45	▲	211
<b>Other Criminally Related Matters</b>	2025	3	8	-	-	-	-	-	-	-	-	-	-	11	-15%	11
	2024	7	6	8	5	4	11	6	2	3	7	9	6	13	▼	74
<b>Probates/Wills &amp; Trusts - Level 1</b>	2025	-	-	-	-	-	-	-	-	-	-	-	-	0	0	0
	2024	-	-	-	-	-	-	-	-	-	1	-	1	0	↔	2
<b>Probates/Wills &amp; Trusts - Level 2</b>	2025	4	6	-	-	-	-	-	-	-	-	-	-	10	43%	10
	2024	4	3	5	6	3	4	5	7	3	6	8	4	7	▲	58
<b>Protective Orders</b>	2025	-	2	-	-	-	-	-	-	-	-	-	-	2	100%	2
	2024	-	1	-	-	-	1	-	-	-	-	-	-	1	▲	2
<b>Uncontested Divorce</b>	2025	11	14	-	-	-	-	-	-	-	-	-	-	25	-14%	25
	2024	15	14	16	12	14	15	12	12	17	16	7	12	29	▼	162

This report reflects the case management system. Numbers will update as reports are refreshed and posted. The case types reported may not necessitate judicial involvement.

Dashboard	Monthly Filings Summary	Jan --- Feb Filings				
<p><b>Court:</b> Page Circuit  <b>Start/End Date:</b> Jan-24 / Feb-25  <b>2024 Average Month:</b> 194  <b>Jan-Feb 2024:</b> 368  <b>Filings Trending:</b> ▲</p>	<p><b>Circuit/Court ID:</b> 26 226139  <b>Type of Case:</b> Filings  <b>2025 Average Month:</b> 199  <b>Jan-Feb 2025 :</b> 398  <b>Overall AVG. Month:</b> 194</p>  <p style="text-align: center;">Jan 24 - Feb 25</p>	<table border="1" style="width:100%; text-align: center;"> <tr> <td style="width:50%;"><b>398</b></td> <td style="width:50%;"><b>368</b></td> </tr> <tr> <td>2025</td> <td>2024</td> </tr> </table>	<b>398</b>	<b>368</b>	2025	2024
<b>398</b>	<b>368</b>					
2025	2024					

Filings by Division																
Divisions		Jan	Feb	Mar	Apr	May	Jun	Jul	Aug	Sep	Oct	Nov	Dec	Thru Feb	% Change	Total
<b>Total</b>	2025	208	190	-	-	-	-	-	-	-	-	-	-	398	8%	398
	2024	192	176	292	171	198	151	195	216	175	277	138	142	368	▲	2,323
<b>Civil</b>	2025	16	15	-	-	-	-	-	-	-	-	-	-	31	7%	31
	2024	16	13	18	12	23	13	17	15	26	23	18	18	29	▲	212
<b>Criminal</b>	2025	123	92	-	-	-	-	-	-	-	-	-	-	215	-1%	215
	2024	126	92	217	90	131	100	132	147	89	190	71	66	218	▼	1,451
<b>Concealed Handgun Permits</b>	2025	58	70	-	-	-	-	-	-	-	-	-	-	128	39%	128
	2024	38	54	42	51	26	28	31	40	45	51	40	50	92	▲	496
<b>Miscellaneous/ Other</b>	2025	11	13	-	-	-	-	-	-	-	-	-	-	24	-14%	24
	2024	12	16	15	17	17	10	15	14	15	13	9	8	28	▼	161
<b>Civil</b>	2025	-	-	-	-	-	-	-	-	-	-	-	-	0	-100%	0
	2024	-	1	-	1	1	-	-	-	-	-	-	-	1	▼	3

Filings by Case Category																
Case Categories		Jan	Feb	Mar	Apr	May	Jun	Jul	Aug	Sep	Oct	Nov	Dec	Thru Feb	% Change	Total
<b>Aggravated Murder</b>	2025	-	-	-	-	-	-	-	-	-	-	-	-	0	0	0
	2024	-	-	-	-	4	-	-	-	-	-	-	-	0	↔	4
<b>Contested Divorce</b>	2025	5	-	-	-	-	-	-	-	-	-	-	-	5	-38%	5
	2024	4	4	1	2	-	3	-	2	3	6	-	5	8	▼	30
<b>Domestic and Family - Level 1</b>	2025	-	3	-	-	-	-	-	-	-	-	-	-	3	0%	3
	2024	1	2	2	-	2	1	2	-	1	-	-	2	3	↔	13
<b>Domestic and Family - Level 2</b>	2025	2	-	-	-	-	-	-	-	-	-	-	-	2	-60%	2
	2024	3	2	3	1	5	-	1	2	-	1	2	-	5	▼	20
<b>Felonies and Related Matters</b>	2025	103	61	-	-	-	-	-	-	-	-	-	-	164	10%	164
	2024	91	58	168	57	82	82	90	119	60	161	44	51	149	▲	1,063
<b>General Civil - Level 1</b>	2025	-	-	-	-	-	-	-	-	-	-	-	-	0	0	0
	2024	-	-	1	-	-	-	-	-	-	-	-	-	0	↔	1
<b>General Civil - Level 2</b>	2025	3	2	-	-	-	-	-	-	-	-	-	-	5	-17%	5
	2024	3	3	4	3	15	-	8	2	5	3	4	5	6	▼	55
<b>General Civil - Level 3</b>	2025	2	4	-	-	-	-	-	-	-	-	-	-	6	-14%	6
	2024	4	3	2	1	2	4	5	1	7	4	5	3	7	▼	41
<b>Miscellaneous Civil</b>	2025	68	81	-	-	-	-	-	-	-	-	-	-	149	33%	149
	2024	47	65	53	65	39	38	42	53	59	63	49	56	112	▲	629
<b>Misdemeanor</b>	2025	21	32	-	-	-	-	-	-	-	-	-	-	53	-24%	53
	2024	36	34	47	34	43	18	41	29	29	31	29	15	70	▼	386
<b>Other</b>	2025	-	-	-	-	-	-	-	-	-	-	-	-	0	-100%	0
	2024	-	1	-	2	1	2	-	-	-	-	-	-	1	▼	6
<b>Other Criminally Related Matters</b>	2025	-	-	-	-	-	-	-	-	-	-	-	-	0	0	0
	2024	-	-	4	-	2	-	1	-	-	-	2	1	0	↔	10
<b>Probates/Wills &amp; Trusts - Level 2</b>	2025	2	-	-	-	-	-	-	-	-	-	-	-	2	2	2
	2024	-	-	1	-	2	1	1	2	1	-	1	2	0	↔	11
<b>Protective Orders</b>	2025	1	-	-	-	-	-	-	-	-	-	-	-	1	0%	1
	2024	-	1	1	1	-	-	-	-	-	2	1	-	1	↔	6
<b>Uncontested Divorce</b>	2025	1	7	-	-	-	-	-	-	-	-	-	-	8	33%	8
	2024	3	3	5	5	1	2	4	6	10	6	1	2	6	▲	48

This report reflects the case management system. Numbers will update as reports are refreshed and posted. The case types reported may not necessitate judicial involvement.

# CPSS-CCMS-10.01 CASELOAD STATISTICS OF THE CIRCUIT COURTS

Rockingham

January 2024 -- February 2025 Filings


Alexandria and Fairfax Circuit are not Included in State Totals.

## Dashboard

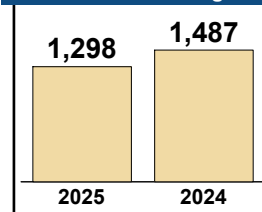
**Court:** Rockingham Circuit  
**Start/End Date:** Jan-24 / Feb-25  
**2024 Average Month:** 682  
**Jan-Feb 2024:** 1,487  
**Filings Trending:** ▼

**Circuit/Court ID:** 26 226165  
**Type of Case:** Filings  
**2025 Average Month:** 649  
**Jan-Feb 2025 :** 1,298  
**Overall AVG. Month:** 677

## Monthly Filings Summary



## Jan --- Feb Filings



## Filings by Division

Divisions		Jan	Feb	Mar	Apr	May	Jun	Jul	Aug	Sep	Oct	Nov	Dec	Thru Feb	% Change	Total
<b>Total</b>	2025	694	604	-	-	-	-	-	-	-	-	-	-	1,298	-13%	1,298
	2024	745	742	740	745	656	673	624	584	665	795	596	614	1,487	▼	8,179
<b>Civil</b>	2025	74	75	-	-	-	-	-	-	-	-	-	-	149	6%	149
	2024	78	62	83	61	71	58	78	76	73	77	72	62	140	▲	851
<b>Criminal</b>	2025	268	206	-	-	-	-	-	-	-	-	-	-	474	-18%	474
	2024	299	282	284	340	277	277	255	260	270	317	223	246	581	▼	3,330
<b>Concealed Handgun Permits</b>	2025	221	215	-	-	-	-	-	-	-	-	-	-	436	14%	436
	2024	202	180	199	183	169	146	161	142	176	187	174	161	382	▲	2,080
<b>Miscellaneous/Other</b>	2025	131	108	-	-	-	-	-	-	-	-	-	-	239	-38%	239
	2024	166	218	174	160	139	191	130	106	146	213	127	145	384	▼	1,915
<b>Civil</b>	2025	-	-	-	-	-	-	-	-	-	-	-	-	0	0	0
	2024	-	-	-	1	-	1	-	-	-	1	-	-	0	↔	3

## Filings by Case Category

Case Categories		Jan	Feb	Mar	Apr	May	Jun	Jul	Aug	Sep	Oct	Nov	Dec	Thru Feb	% Change	Total
<b>Administrative Law</b>	2025	-	-	-	-	-	-	-	-	-	-	-	-	0	-100%	0
	2024	1	-	-	2	-	1	-	-	2	1	1	-	1	▼	8
<b>Aggravated Murder</b>	2025	-	-	-	-	-	-	-	-	-	-	-	-	0	-100%	0
	2024	2	-	-	-	-	-	-	-	-	-	-	-	2	▼	2
<b>Contested Divorce</b>	2025	12	9	-	-	-	-	-	-	-	-	-	-	21	17%	21
	2024	6	12	10	2	7	13	14	16	10	12	17	10	18	▲	129
<b>Domestic and Family - Level 1</b>	2025	1	6	-	-	-	-	-	-	-	-	-	-	7	-80%	7
	2024	27	8	17	8	8	-	7	9	8	4	12	9	35	▼	117
<b>Domestic and Family - Level 2</b>	2025	1	4	-	-	-	-	-	-	-	-	-	-	5	67%	5
	2024	1	2	6	3	8	2	6	4	7	7	4	5	3	▲	55
<b>Felonies and Related Matters</b>	2025	217	160	-	-	-	-	-	-	-	-	-	-	377	-15%	377
	2024	225	221	228	254	200	193	194	197	198	235	161	183	446	▼	2,489
<b>General Civil - Level 1</b>	2025	1	-	-	-	-	-	-	-	-	-	-	-	1	-75%	1
	2024	2	2	2	1	-	1	3	-	1	3	1	-	4	▼	16
<b>General Civil - Level 2</b>	2025	19	17	-	-	-	-	-	-	-	-	-	-	36	57%	36
	2024	10	13	25	12	20	13	17	14	13	20	17	15	23	▲	189
<b>General Civil - Level 3</b>	2025	11	9	-	-	-	-	-	-	-	-	-	-	20	33%	20
	2024	8	7	6	5	4	8	7	12	4	10	4	6	15	▲	81
<b>Miscellaneous Civil</b>	2025	269	266	-	-	-	-	-	-	-	-	-	-	535	14%	535
	2024	241	229	247	237	209	191	212	192	228	242	227	220	470	▲	2,675
<b>Misdemeanor</b>	2025	52	41	-	-	-	-	-	-	-	-	-	-	93	-23%	93
	2024	65	55	50	77	67	78	50	53	66	66	47	61	120	▼	735
<b>Other</b>	2025	76	52	-	-	-	-	-	-	-	-	-	-	128	-54%	128
	2024	120	161	115	99	93	138	73	49	89	150	69	82	281	▼	1,238
<b>Other Criminally Related Matters</b>	2025	-	7	-	-	-	-	-	-	-	-	-	-	7	-50%	7
	2024	8	6	6	10	10	6	13	10	7	17	15	2	14	▼	110
<b>Probates/Wills &amp; Trusts - Level 1</b>	2025	-	-	-	-	-	-	-	-	-	-	-	-	0	-100%	0
	2024	1	-	-	-	1	1	-	1	-	1	2	-	1	▼	7
<b>Probates/Wills &amp; Trusts - Level 2</b>	2025	1	2	-	-	-	-	-	-	-	-	-	-	3	-57%	3
	2024	4	3	2	3	1	3	1	3	6	4	1	3	7	▼	34
<b>Protective Orders</b>	2025	-	2	-	-	-	-	-	-	-	-	-	-	2	↔	2
	2024	-	-	-	-	2	1	1	-	1	2	1	-	0	↔	8
<b>Uncontested Divorce</b>	2025	34	29	-	-	-	-	-	-	-	-	-	-	63	34%	63
	2024	24	23	26	32	26	24	26	24	25	21	17	18	47	▲	286

This report reflects the case management system. Numbers will update as reports are refreshed and posted. The case types reported may not necessitate judicial involvement.

Dashboard		Monthly Filings Summary		Jan --- Feb Filings	
<b>Court:</b> Shenandoah Circuit	<b>Circuit/Court ID:</b> 26 226171				
<b>Start/End Date:</b> Jan-24 / Feb-25	<b>Type of Case:</b> Filings				
<b>2024 Average Month:</b> 288	<b>2025 Average Month:</b> 251				
<b>Jan-Feb 2024:</b> 567	<b>Jan-Feb 2025 :</b> 501				
<b>Filings Trending:</b> ▼	<b>Overall AVG. Month:</b> 283				

Filings by Division																
Divisions		Jan	Feb	Mar	Apr	May	Jun	Jul	Aug	Sep	Oct	Nov	Dec	Thru Feb	% Change	Total
<b>Total</b>	2025	303	198	-	-	-	-	-	-	-	-	-	-	501	-12%	501
	2024	276	291	320	294	249	261	338	299	261	278	249	340	567	▼	3,456
<b>Civil</b>	2025	33	20	-	-	-	-	-	-	-	-	-	-	53	4%	53
	2024	20	31	31	30	26	26	27	22	19	21	27	24	51	▲	304
<b>Criminal</b>	2025	109	52	-	-	-	-	-	-	-	-	-	-	161	15%	161
	2024	51	89	102	91	63	105	163	123	97	66	58	158	140	▲	1,166
<b>Concealed Handgun Permits</b>	2025	102	76	-	-	-	-	-	-	-	-	-	-	178	-8%	178
	2024	102	91	93	97	95	54	68	69	71	109	80	73	193	▼	1,002
<b>Miscellaneous/ Other</b>	2025	57	44	-	-	-	-	-	-	-	-	-	-	101	-40%	101
	2024	98	71	92	72	61	64	74	69	72	78	77	79	169	▼	907
<b>Civil</b>	2025	2	6	-	-	-	-	-	-	-	-	-	-	8	-43%	8
	2024	5	9	2	4	4	12	6	16	2	4	7	6	14	▼	77

Filings by Case Category																
Case Categories		Jan	Feb	Mar	Apr	May	Jun	Jul	Aug	Sep	Oct	Nov	Dec	Thru Feb	% Change	Total
<b>Administrative Law</b>	2025	-	-	-	-	-	-	-	-	-	-	-	-	0	0	0
	2024	-	-	1	-	1	-	-	-	-	-	-	-	0	↔	2
<b>Aggravated Murder</b>	2025	1	-	-	-	-	-	-	-	-	-	-	-	1	1	1
	2024	-	-	-	-	-	-	-	-	-	-	-	-	0	↔	0
<b>Contested Divorce</b>	2025	3	6	-	-	-	-	-	-	-	-	-	-	9	9	9
	2024	-	-	3	5	1	1	-	4	4	1	1	4	0	↔	24
<b>Domestic and Family - Level 1</b>	2025	6	4	-	-	-	-	-	-	-	-	-	-	10	-23%	10
	2024	3	10	5	9	2	8	5	2	2	1	8	-	13	▼	55
<b>Domestic and Family - Level 2</b>	2025	2	-	-	-	-	-	-	-	-	-	-	-	2	100%	2
	2024	-	1	-	2	1	-	-	-	-	1	-	2	1	▲	9
<b>Felonies and Related Matters</b>	2025	45	33	-	-	-	-	-	-	-	-	-	-	78	-10%	78
	2024	29	58	35	57	29	53	80	88	63	36	38	99	87	▼	665
<b>General Civil - Level 1</b>	2025	1	-	-	-	-	-	-	-	-	-	-	-	1	1	1
	2024	-	-	-	-	-	2	-	-	-	1	-	-	0	↔	3
<b>General Civil - Level 2</b>	2025	5	1	-	-	-	-	-	-	-	-	-	-	6	-40%	6
	2024	6	4	7	7	5	5	6	6	5	7	5	7	10	▼	70
<b>General Civil - Level 3</b>	2025	3	1	-	-	-	-	-	-	-	-	-	-	4	0%	4
	2024	3	1	3	4	5	2	2	1	2	4	-	1	4	↔	28
<b>Miscellaneous Civil</b>	2025	125	94	-	-	-	-	-	-	-	-	-	-	219	-9%	219
	2024	123	118	111	125	114	80	95	94	92	131	101	94	241	▼	1,278
<b>Misdemeanor</b>	2025	55	17	-	-	-	-	-	-	-	-	-	-	72	64%	72
	2024	22	22	53	26	27	40	64	32	24	16	18	49	44	▲	393
<b>Other</b>	2025	36	31	-	-	-	-	-	-	-	-	-	-	67	-51%	67
	2024	82	54	75	47	42	49	53	59	53	60	62	64	136	▼	700
<b>Other Criminally Related Matters</b>	2025	10	2	-	-	-	-	-	-	-	-	-	-	12	33%	12
	2024	-	9	14	8	7	12	20	3	10	15	2	10	9	▲	110
<b>Probates/Wills &amp; Trusts - Level 1</b>	2025	-	-	-	-	-	-	-	-	-	-	-	-	0	0	0
	2024	-	-	-	-	-	-	-	-	-	-	-	1	0	↔	1
<b>Probates/Wills &amp; Trusts - Level 2</b>	2025	3	-	-	-	-	-	-	-	-	-	-	-	3	-50%	3
	2024	1	5	1	-	1	1	5	2	2	2	1	2	6	▼	23
<b>Uncontested Divorce</b>	2025	8	9	-	-	-	-	-	-	-	-	-	-	17	6%	17
	2024	7	9	12	4	14	8	8	8	3	4	10	8	16	▲	95

This report reflects the case management system. Numbers will update as reports are refreshed and posted. The case types reported may not necessitate judicial involvement.

Dashboard		Monthly Filings Summary		Jan --- Feb Filings					
<p><b>Court:</b> Warren Circuit  <b>Start/End Date:</b> Jan-24 / Feb-25  <b>2024 Average Month:</b> 322  <b>Jan-Feb 2024:</b> 661  <b>Filings Trending:</b> ▼</p>	<p><b>Circuit/Court ID:</b> 26 226187  <b>Type of Case:</b> Filings  <b>2025 Average Month:</b> 315  <b>Jan-Feb 2025 :</b> 629  <b>Overall AVG. Month:</b> 321</p>			<table border="1" style="margin: auto;"> <tr> <td style="text-align: center; width: 50px;">629</td> <td style="text-align: center; width: 50px;">661</td> </tr> <tr> <td style="text-align: center;">2025</td> <td style="text-align: center;">2024</td> </tr> </table>		629	661	2025	2024
629	661								
2025	2024								

Filings by Division																
Divisions		Jan	Feb	Mar	Apr	May	Jun	Jul	Aug	Sep	Oct	Nov	Dec	Thru Feb	% Change	Total
<b>Total</b>	2025	301	328	-	-	-	-	-	-	-	-	-	-	629	-5%	629
	2024	350	311	300	353	332	271	394	375	267	324	253	333	661	▼	3,863
<b>Civil</b>	2025	36	28	-	-	-	-	-	-	-	-	-	-	64	2%	64
	2024	28	35	26	26	35	33	33	24	50	26	19	32	63	▲	367
<b>Criminal</b>	2025	116	157	-	-	-	-	-	-	-	-	-	-	273	-3%	273
	2024	163	119	118	167	186	106	216	229	105	130	108	134	282	▼	1,781
<b>Concealed Handgun Permits</b>	2025	74	73	-	-	-	-	-	-	-	-	-	-	147	-11%	147
	2024	85	81	87	64	59	59	68	65	57	102	72	85	166	▼	884
<b>Miscellaneous/ Other</b>	2025	72	67	-	-	-	-	-	-	-	-	-	-	139	-5%	139
	2024	71	76	69	96	52	73	77	57	54	66	54	82	147	▼	827
<b>Civil</b>	2025	3	3	-	-	-	-	-	-	-	-	-	-	6	100%	6
	2024	3	-	-	-	-	-	-	-	1	-	-	-	3	▲	4

Filings by Case Category																
Case Categories		Jan	Feb	Mar	Apr	May	Jun	Jul	Aug	Sep	Oct	Nov	Dec	Thru Feb	% Change	Total
<b>Administrative Law</b>	2025	-	-	-	-	-	-	-	-	-	-	-	-	0	-100%	0
	2024	1	-	-	-	-	-	1	-	-	-	-	-	1	▼	2
<b>Contested Divorce</b>	2025	6	6	-	-	-	-	-	-	-	-	-	-	12	100%	12
	2024	2	4	5	5	1	4	3	5	1	1	1	-	6	▲	32
<b>Domestic and Family - Level 1</b>	2025	1	1	-	-	-	-	-	-	-	-	-	-	2	-88%	2
	2024	2	15	1	5	1	7	11	2	22	3	1	10	17	▼	80
<b>Domestic and Family - Level 2</b>	2025	2	1	-	-	-	-	-	-	-	-	-	-	3	0%	3
	2024	2	1	1	1	3	-	2	-	1	4	-	1	3	↔	16
<b>Felonies and Related Matters</b>	2025	85	118	-	-	-	-	-	-	-	-	-	-	203	-6%	203
	2024	126	91	79	121	128	67	170	142	81	96	80	109	217	▼	1,290
<b>General Civil - Level 1</b>	2025	2	-	-	-	-	-	-	-	-	-	-	-	2	0%	2
	2024	1	1	-	-	-	1	-	-	-	-	-	-	2	↔	3
<b>General Civil - Level 2</b>	2025	9	6	-	-	-	-	-	-	-	-	-	-	15	36%	15
	2024	6	5	6	5	7	12	6	8	12	5	6	10	11	▲	88
<b>General Civil - Level 3</b>	2025	3	2	-	-	-	-	-	-	-	-	-	-	5	-17%	5
	2024	4	2	3	3	8	3	4	2	8	3	5	6	6	▼	51
<b>Miscellaneous Civil</b>	2025	96	105	-	-	-	-	-	-	-	-	-	-	201	-3%	201
	2024	104	104	109	86	77	81	97	84	77	126	97	103	208	▼	1,145
<b>Misdemeanor</b>	2025	31	33	-	-	-	-	-	-	-	-	-	-	64	16%	64
	2024	29	26	31	30	49	35	38	56	23	30	26	26	55	▲	399
<b>Other</b>	2025	54	38	-	-	-	-	-	-	-	-	-	-	92	-14%	92
	2024	57	50	45	76	34	51	47	38	36	42	29	61	107	▼	566
<b>Other Criminally Related Matters</b>	2025	-	6	-	-	-	-	-	-	-	-	-	-	6	-40%	6
	2024	8	2	8	16	9	4	8	31	1	4	2	-	10	▼	93
<b>Probates/Wills &amp; Trusts - Level 1</b>	2025	-	-	-	-	-	-	-	-	-	-	-	-	0	-100%	0
	2024	-	1	1	-	-	-	-	-	-	-	-	-	1	▼	2
<b>Probates/Wills &amp; Trusts - Level 2</b>	2025	1	4	-	-	-	-	-	-	-	-	-	-	5	25%	5
	2024	3	1	2	-	2	-	-	3	-	3	2	-	4	▲	16
<b>Uncontested Divorce</b>	2025	11	8	-	-	-	-	-	-	-	-	-	-	19	46%	19
	2024	5	8	9	5	13	6	7	4	5	7	4	7	13	▲	80

This report reflects the case management system. Numbers will update as reports are refreshed and posted. The case types reported may not necessitate judicial involvement.



Dashboard		Monthly Filings Summary		Jan --- Feb Filings	
<p><b>Court:</b> Winchester Circuit  <b>Start/End Date:</b> Jan-24 / Feb-25  <b>2024 Average Month:</b> 218  <b>Jan-Feb 2024:</b> 380  <b>Filings Trending:</b> ▼</p>	<p><b>Circuit/Court ID:</b> 26 226840  <b>Type of Case:</b> Filings  <b>2025 Average Month:</b> 164  <b>Jan-Feb 2025 :</b> 328  <b>Overall AVG. Month:</b> 210</p>	<p style="text-align: center; font-weight: bold; font-size: 1.2em;">Jan 24 - Feb 25</p>		<p style="text-align: center; font-weight: bold; font-size: 1.2em;">328      380</p> <p style="text-align: center;">2025      2024</p>	

Filings by Division																	
Divisions		Jan	Feb	Mar	Apr	May	Jun	Jul	Aug	Sep	Oct	Nov	Dec	Thru Feb	% Change	Total	
<b>Total</b>	2025	165	163	-	-	290	184	230	220	280	251	267	161	163	328	-14%	328
	2024	185	195	186	290	184	230	220	280	251	267	161	163	380	▼	2,612	
<b>Civil</b>	2025	18	25	-	-	-	-	-	-	-	-	-	-	43	39%	43	
	2024	12	19	16	54	18	16	19	21	20	16	10	20	31	▲	241	
<b>Criminal</b>	2025	98	63	-	-	-	-	-	-	-	-	-	-	161	-25%	161	
	2024	105	110	117	169	112	157	114	193	176	195	110	94	215	▼	1,652	
<b>Concealed Handgun Permits</b>	2025	19	36	-	-	-	-	-	-	-	-	-	-	55	12%	55	
	2024	26	23	22	29	22	28	38	16	17	24	21	15	49	▲	281	
<b>Miscellaneous/ Other</b>	2025	30	39	-	-	-	-	-	-	-	-	-	-	69	-18%	69	
	2024	42	42	31	37	29	27	39	50	38	31	17	31	84	▼	414	
<b>Civil</b>	2025	-	-	-	-	-	-	-	-	-	-	-	-	0	-100%	0	
	2024	-	1	-	1	3	2	10	-	-	-	1	3	3	1	▼	24

Filings by Case Category																
Case Categories		Jan	Feb	Mar	Apr	May	Jun	Jul	Aug	Sep	Oct	Nov	Dec	Thru Feb	% Change	Total
<b>Contested Divorce</b>	2025	1	1	-	-	-	-	-	-	-	-	-	-	2	-33%	2
	2024	1	2	2	2	1	-	2	1	1	2	3	2	3	▼	19
<b>Domestic and Family - Level 1</b>	2025	3	12	-	-	-	-	-	-	-	-	-	-	15	200%	15
	2024	1	4	4	19	2	4	2	7	6	5	1	2	5	▲	57
<b>Domestic and Family - Level 2</b>	2025	1	2	-	-	-	-	-	-	-	-	-	-	3	50%	3
	2024	-	2	-	1	5	2	4	-	3	1	1	2	2	▲	21
<b>Felonies and Related Matters</b>	2025	69	45	-	-	-	-	-	-	-	-	-	-	114	-26%	114
	2024	73	82	74	141	87	125	72	144	136	162	85	80	155	▼	1,261
<b>General Civil - Level 1</b>	2025	1	1	-	-	-	-	-	-	-	-	-	-	2	100%	2
	2024	-	1	-	2	-	-	-	1	-	1	-	-	1	▲	5
<b>General Civil - Level 2</b>	2025	9	4	-	-	-	-	-	-	-	-	-	-	13	86%	13
	2024	4	3	3	10	3	5	4	3	6	2	-	7	7	▲	50
<b>General Civil - Level 3</b>	2025	4	6	-	-	-	-	-	-	-	-	-	-	10	233%	10
	2024	2	1	1	2	2	2	2	2	2	3	-	4	3	▲	23
<b>Miscellaneous Civil</b>	2025	34	49	-	-	-	-	-	-	-	-	-	-	83	5%	83
	2024	41	38	36	46	37	38	48	34	31	39	25	24	79	▲	437
<b>Misdemeanor</b>	2025	25	16	-	-	-	-	-	-	-	-	-	-	41	-13%	41
	2024	26	21	36	35	23	29	38	42	32	30	21	8	47	▼	341
<b>Other</b>	2025	11	21	-	-	-	-	-	-	-	-	-	-	32	-40%	32
	2024	26	27	17	19	16	18	37	30	22	16	17	21	53	▼	266
<b>Other Criminally Related Matters</b>	2025	4	2	-	-	-	-	-	-	-	-	-	-	6	-54%	6
	2024	6	7	7	3	2	3	5	7	8	3	4	6	13	▼	61
<b>Probates/Wills &amp; Trusts - Level 2</b>	2025	2	1	-	-	-	-	-	-	-	-	-	-	3	0%	3
	2024	1	2	1	2	1	-	1	1	2	3	-	2	3	↔	16
<b>Protective Orders</b>	2025	-	-	-	-	-	-	-	-	-	-	-	-	0	-100%	0
	2024	1	-	-	-	-	-	1	-	-	-	-	-	1	▼	2
<b>Uncontested Divorce</b>	2025	1	3	-	-	-	-	-	-	-	-	-	-	4	-50%	4
	2024	3	5	5	8	5	4	4	8	2	-	4	5	8	▼	53

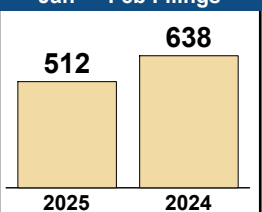
This report reflects the case management system. Numbers will update as reports are refreshed and posted. The case types reported may not necessitate judicial involvement.

Dashboard		Monthly Filings Summary		Jan --- Feb Filings	
<b>Court:</b> Bland Circuit	<b>Circuit/Court ID:</b> 27 227021				
<b>Start/End Date:</b> Jan-24 / Feb-25	<b>Type of Case:</b> Filings				
<b>2024 Average Month:</b> 42	<b>2025 Average Month:</b> 33				
<b>Jan-Feb 2024:</b> 71	<b>Jan-Feb 2025 :</b> 66				
<b>Filings Trending:</b> ▼	<b>Overall AVG. Month:</b> 41				

Filings by Division																
Divisions		Jan	Feb	Mar	Apr	May	Jun	Jul	Aug	Sep	Oct	Nov	Dec	Thru Feb	% Change	Total
<b>Total</b>	2025	25	41	-	-	-	-	-	-	-	-	-	-	66	-7%	66
	2024	35	36	41	40	42	41	39	40	49	43	63	37	71	▼	506
<b>Civil</b>	2025	4	4	-	-	-	-	-	-	-	-	-	-	8	-20%	8
	2024	7	3	1	4	11	8	3	5	7	2	7	5	10	▼	63
<b>Criminal</b>	2025	7	6	-	-	-	-	-	-	-	-	-	-	13	-32%	13
	2024	10	9	3	10	11	7	3	21	28	9	25	11	19	▼	147
<b>Concealed Handgun Permits</b>	2025	12	26	-	-	-	-	-	-	-	-	-	-	38	0%	38
	2024	14	24	33	20	18	18	29	12	14	26	28	18	38	↔	254
<b>Miscellaneous/ Other</b>	2025	2	5	-	-	-	-	-	-	-	-	-	-	7	75%	7
	2024	4	-	4	6	2	7	4	2	-	6	3	3	4	▲	41
<b>Civil</b>	2025	-	-	-	-	-	-	-	-	-	-	-	-	0	0	0
	2024	-	-	-	-	-	1	-	-	-	-	-	-	0	↔	1

Filings by Case Category																
Case Categories		Jan	Feb	Mar	Apr	May	Jun	Jul	Aug	Sep	Oct	Nov	Dec	Thru Feb	% Change	Total
<b>Contested Divorce</b>	2025	-	1	-	-	-	-	-	-	-	-	-	-	1	1	1
	2024	-	-	-	3	1	2	1	2	-	-	-	-	0	↔	9
<b>Domestic and Family - Level 1</b>	2025	-	1	-	-	-	-	-	-	-	-	-	-	1	1	1
	2024	-	-	1	-	6	1	-	-	2	1	7	-	0	↔	18
<b>Domestic and Family - Level 2</b>	2025	2	-	-	-	-	-	-	-	-	-	-	-	2	100%	2
	2024	1	-	-	1	-	-	-	-	1	-	-	-	1	▲	3
<b>Felonies and Related Matters</b>	2025	4	4	-	-	-	-	-	-	-	-	-	-	8	-50%	8
	2024	10	6	2	7	9	4	-	18	28	7	24	8	16	▼	123
<b>General Civil - Level 1</b>	2025	-	-	-	-	-	-	-	-	-	-	-	-	0	0	0
	2024	-	-	-	1	-	-	-	-	-	-	-	-	0	↔	1
<b>General Civil - Level 2</b>	2025	1	2	-	-	-	-	-	-	-	-	-	-	3	50%	3
	2024	2	-	-	-	-	1	-	2	2	-	-	1	2	▲	8
<b>General Civil - Level 3</b>	2025	1	-	-	-	-	-	-	-	-	-	-	-	1	-50%	1
	2024	2	-	-	-	-	-	-	-	-	1	1	2	2	▼	6
<b>Miscellaneous Civil</b>	2025	14	30	-	-	-	-	-	-	-	-	-	-	44	5%	44
	2024	18	24	37	25	21	25	33	13	14	31	30	21	42	▲	292
<b>Misdemeanor</b>	2025	-	2	-	-	-	-	-	-	-	-	-	-	2	-33%	2
	2024	-	3	1	1	2	3	3	3	-	2	1	3	3	▼	22
<b>Other</b>	2025	-	-	-	-	-	-	-	-	-	-	-	-	0	0	0
	2024	-	-	-	-	-	2	-	-	-	-	-	-	0	↔	2
<b>Other Criminally Related Matters</b>	2025	3	-	-	-	-	-	-	-	-	-	-	-	3	3	3
	2024	-	-	-	2	-	-	-	-	-	-	-	-	0	↔	2
<b>Probates/Wills &amp; Trusts - Level 2</b>	2025	-	-	-	-	-	-	-	-	-	-	-	-	0	-100%	0
	2024	-	1	-	-	-	-	-	-	-	-	-	-	1	▼	1
<b>Uncontested Divorce</b>	2025	-	1	-	-	-	-	-	-	-	-	-	-	1	-75%	1
	2024	2	2	-	-	3	3	2	2	2	1	-	2	4	▼	19

This report reflects the case management system. Numbers will update as reports are refreshed and posted. The case types reported may not necessitate judicial involvement.

Dashboard	Monthly Filings Summary	Jan --- Feb Filings
<p><b>Court:</b> Carroll Circuit  <b>Start/End Date:</b> Jan-24 / Feb-25  <b>2024 Average Month:</b> 279  <b>Jan-Feb 2024:</b> 638  <b>Filings Trending:</b> ▼</p>	<p><b>Circuit/Court ID:</b> 27 227035  <b>Type of Case:</b> Filings  <b>2025 Average Month:</b> 256  <b>Jan-Feb 2025 :</b> 512  <b>Overall AVG. Month:</b> 276</p>	

Filings by Division																
Divisions		Jan	Feb	Mar	Apr	May	Jun	Jul	Aug	Sep	Oct	Nov	Dec	Thru Feb	% Change	Total
<b>Total</b>	2025	285	227	-	-	-	-	-	-	-	-	-	-	512	-20%	512
	2024	273	365	373	300	286	253	279	252	288	224	227	225	638	▼	3,345
<b>Civil</b>	2025	13	33	-	-	-	-	-	-	-	-	-	-	46	7%	46
	2024	19	24	29	28	34	27	25	16	23	28	8	19	43	▲	280
<b>Criminal</b>	2025	88	60	-	-	-	-	-	-	-	-	-	-	148	-21%	148
	2024	86	101	166	128	123	142	111	116	163	77	61	91	187	▼	1,365
<b>Concealed Handgun Permits</b>	2025	138	95	-	-	-	-	-	-	-	-	-	-	233	18%	233
	2024	106	91	106	78	77	48	56	65	66	82	87	70	197	▲	932
<b>Miscellaneous/Other</b>	2025	46	39	-	-	-	-	-	-	-	-	-	-	85	-60%	85
	2024	62	149	72	64	51	36	86	55	36	37	70	45	211	▼	763
<b>Civil</b>	2025	-	-	-	-	-	-	-	-	-	-	-	-	0	0	0
	2024	-	-	-	2	1	-	1	-	-	-	-	1	-	0	↔

Filings by Case Category																
Case Categories		Jan	Feb	Mar	Apr	May	Jun	Jul	Aug	Sep	Oct	Nov	Dec	Thru Feb	% Change	Total
<b>Administrative Law</b>	2025	-	-	-	-	-	-	-	-	-	-	-	-	0	0	0
	2024	-	-	-	-	-	-	1	1	-	-	-	-	0	↔	2
<b>Contested Divorce</b>	2025	1	2	-	-	-	-	-	-	-	-	-	-	3	-40%	3
	2024	2	3	2	2	1	3	3	2	1	2	1	2	5	▼	24
<b>Domestic and Family - Level 1</b>	2025	-	7	-	-	-	-	-	-	-	-	-	-	7	250%	7
	2024	1	1	13	5	14	2	5	1	2	1	-	2	2	▲	47
<b>Domestic and Family - Level 2</b>	2025	-	5	-	-	-	-	-	-	-	-	-	-	5	67%	5
	2024	1	2	3	1	5	3	-	1	1	1	-	1	3	▲	19
<b>Felonies and Related Matters</b>	2025	66	47	-	-	-	-	-	-	-	-	-	-	113	-25%	113
	2024	75	76	148	88	108	116	98	101	134	60	42	81	151	▼	1,127
<b>General Civil - Level 1</b>	2025	-	1	-	-	-	-	-	-	-	-	-	-	1	0%	1
	2024	1	-	-	-	1	1	-	-	-	1	-	-	1	↔	4
<b>General Civil - Level 2</b>	2025	1	4	-	-	-	-	-	-	-	-	-	-	5	0%	5
	2024	3	2	-	4	3	5	3	3	5	7	3	2	5	↔	40
<b>General Civil - Level 3</b>	2025	3	6	-	-	-	-	-	-	-	-	-	-	9	13%	9
	2024	3	5	2	3	2	1	3	2	1	5	-	6	8	▲	33
<b>Miscellaneous Civil</b>	2025	152	98	-	-	-	-	-	-	-	-	-	-	250	11%	250
	2024	114	112	125	106	100	64	72	73	80	96	104	86	226	▲	1,132
<b>Misdemeanor</b>	2025	12	10	-	-	-	-	-	-	-	-	-	-	22	5%	22
	2024	4	17	12	11	9	9	10	7	20	6	2	5	21	▲	112
<b>Other</b>	2025	32	36	-	-	-	-	-	-	-	-	-	-	68	-63%	68
	2024	54	129	52	38	29	20	71	47	22	22	54	29	183	▼	567
<b>Other Criminally Related Matters</b>	2025	10	3	-	-	-	-	-	-	-	-	-	-	13	-13%	13
	2024	7	8	9	31	6	17	3	10	11	11	17	6	15	▼	136
<b>Probates/Wills &amp; Trusts - Level 1</b>	2025	1	1	-	-	-	-	-	-	-	-	-	-	2	100%	2
	2024	1	-	-	-	1	-	1	-	-	1	1	-	1	▲	5
<b>Probates/Wills &amp; Trusts - Level 2</b>	2025	5	3	-	-	-	-	-	-	-	-	-	-	8	60%	8
	2024	1	4	2	4	1	2	1	1	6	3	2	1	5	▲	28
<b>Uncontested Divorce</b>	2025	2	4	-	-	-	-	-	-	-	-	-	-	6	-50%	6
	2024	6	6	5	7	6	10	8	3	5	8	1	4	12	▼	69

This report reflects the case management system. Numbers will update as reports are refreshed and posted. The case types reported may not necessitate judicial involvement.

Dashboard		Monthly Filings Summary		Jan --- Feb Filings			
<b>Court:</b> Floyd Circuit <b>Start/End Date:</b> Jan-24 / Feb-25 <b>2024 Average Month:</b> 95 <b>Jan-Feb 2024:</b> 203 <b>Filings Trending:</b> ▼		<b>Circuit/Court ID:</b> 27 227063 <b>Type of Case:</b> Filings <b>2025 Average Month:</b> 84 <b>Jan-Feb 2025 :</b> 168 <b>Overall AVG. Month:</b> 93					

Filings by Division																
Divisions		Jan	Feb	Mar	Apr	May	Jun	Jul	Aug	Sep	Oct	Nov	Dec	Thru Feb	% Change	Total
<b>Total</b>	2025	95	73	-	-	-	-	-	-	-	-	-	-	168	-17%	168
	2024	121	82	121	110	78	85	129	66	84	108	75	80	203	▼	1,139
<b>Civil</b>	2025	4	2	-	-	-	-	-	-	-	-	-	-	6	-70%	6
	2024	12	8	34	8	7	18	6	8	7	8	5	6	20	▼	127
<b>Criminal</b>	2025	36	16	-	-	-	-	-	-	-	-	-	-	52	-46%	52
	2024	71	25	16	38	8	27	75	13	22	34	13	14	96	▼	356
<b>Concealed Handgun Permits</b>	2025	48	51	-	-	-	-	-	-	-	-	-	-	99	36%	99
	2024	29	44	54	49	51	33	34	27	43	56	46	51	73	▲	517
<b>Miscellaneous/ Other</b>	2025	7	4	-	-	-	-	-	-	-	-	-	-	11	-21%	11
	2024	9	5	17	15	12	7	14	18	12	10	11	9	14	▼	139

Filings by Case Category																
Case Categories		Jan	Feb	Mar	Apr	May	Jun	Jul	Aug	Sep	Oct	Nov	Dec	Thru Feb	% Change	Total
<b>Contested Divorce</b>	2025	-	-	-	-	-	-	-	-	-	-	-	-	0	-100%	0
	2024	1	-	-	2	-	5	2	2	1	-	1	-	1	▼	14
<b>Domestic and Family - Level 1</b>	2025	-	-	-	-	-	-	-	-	-	-	-	-	0	-100%	0
	2024	6	2	20	-	2	1	-	-	-	2	-	-	8	▼	33
<b>Domestic and Family - Level 2</b>	2025	1	-	-	-	-	-	-	-	-	-	-	-	1	0%	1
	2024	-	1	3	2	-	1	1	1	1	2	-	-	1	↔	12
<b>Felonies and Related Matters</b>	2025	31	14	-	-	-	-	-	-	-	-	-	-	45	-38%	45
	2024	60	13	11	25	2	12	61	6	10	30	8	11	73	▼	249
<b>General Civil - Level 2</b>	2025	1	1	-	-	-	-	-	-	-	-	-	-	2	100%	2
	2024	1	-	2	2	2	3	-	1	1	1	1	3	1	▲	17
<b>General Civil - Level 3</b>	2025	-	-	-	-	-	-	-	-	-	-	-	-	0	-100%	0
	2024	-	1	1	-	1	2	1	-	1	-	1	3	1	▼	11
<b>Miscellaneous Civil</b>	2025	55	55	-	-	-	-	-	-	-	-	-	-	110	26%	110
	2024	38	49	71	62	62	40	47	44	55	65	55	57	87	▲	645
<b>Misdemeanor</b>	2025	5	2	-	-	-	-	-	-	-	-	-	-	7	-68%	7
	2024	10	12	5	13	5	14	14	6	12	4	5	3	22	▼	103
<b>Other</b>	2025	-	-	-	-	-	-	-	-	-	-	-	-	0	-100%	0
	2024	1	-	-	-	-	-	-	-	-	-	-	1	1	▼	2
<b>Other Criminally Related Matters</b>	2025	-	-	-	-	-	-	-	-	-	-	-	-	0	-100%	0
	2024	1	-	-	-	1	1	-	1	-	-	-	-	1	▼	4
<b>Probates/Wills &amp; Trusts - Level 1</b>	2025	-	-	-	-	-	-	-	-	-	-	-	-	0	0	0
	2024	-	-	-	-	-	1	-	-	-	-	-	-	0	↔	1
<b>Probates/Wills &amp; Trusts - Level 2</b>	2025	-	-	-	-	-	-	-	-	-	-	-	-	0	-100%	0
	2024	1	-	-	-	-	1	-	2	2	-	1	1	1	▼	8
<b>Protective Orders</b>	2025	-	-	-	-	-	-	-	-	-	-	-	-	0	-100%	0
	2024	-	1	-	1	1	-	1	-	-	1	-	-	1	▼	5
<b>Uncontested Divorce</b>	2025	2	1	-	-	-	-	-	-	-	-	-	-	3	-40%	3
	2024	2	3	8	3	2	4	2	3	1	3	3	1	5	▼	35

This report reflects the case management system. Numbers will update as reports are refreshed and posted. The case types reported may not necessitate judicial involvement.

Dashboard		Monthly Filings Summary		Jan --- Feb Filings					
<p><b>Court:</b> Giles Circuit  <b>Start/End Date:</b> Jan-24 / Feb-25  <b>2024 Average Month:</b> 126  <b>Jan-Feb 2024:</b> 262  <b>Filings Trending:</b> ▲</p>	<p><b>Circuit/Court ID:</b> 27 227071  <b>Type of Case:</b> Filings  <b>2025 Average Month:</b> 150  <b>Jan-Feb 2025 :</b> 300  <b>Overall AVG. Month:</b> 129</p>			<table border="1" style="margin: auto;"> <tr> <td style="text-align: center; width: 50%;">300</td> <td style="text-align: center; width: 50%;">262</td> </tr> <tr> <td style="text-align: center;">2025</td> <td style="text-align: center;">2024</td> </tr> </table>		300	262	2025	2024
300	262								
2025	2024								

Filings by Division																
Divisions		Jan	Feb	Mar	Apr	May	Jun	Jul	Aug	Sep	Oct	Nov	Dec	Thru Feb	% Change	Total
<b>Total</b>	2025	180	120	-	-	-	-	-	-	-	-	-	-	300	15%	300
	2024	141	121	105	163	131	111	165	115	130	159	76	95	262	▲	1,512
<b>Civil</b>	2025	14	16	-	-	-	-	-	-	-	-	-	-	30	-27%	30
	2024	19	22	14	14	7	17	18	12	15	12	6	5	41	▼	161
<b>Criminal</b>	2025	104	29	-	-	-	-	-	-	-	-	-	-	133	66%	133
	2024	48	32	32	85	56	38	75	49	57	77	22	19	80	▲	590
<b>Concealed Handgun Permits</b>	2025	41	39	-	-	-	-	-	-	-	-	-	-	80	10%	80
	2024	30	43	33	30	39	24	40	21	32	41	27	40	73	▲	400
<b>Miscellaneous/ Other</b>	2025	19	36	-	-	-	-	-	-	-	-	-	-	55	-18%	55
	2024	43	24	26	34	29	32	32	32	24	26	21	28	67	▼	351
<b>Civil</b>	2025	2	-	-	-	-	-	-	-	-	-	-	-	2	100%	2
	2024	1	-	-	-	-	-	-	1	2	3	-	3	1	▲	10

Filings by Case Category																
Case Categories		Jan	Feb	Mar	Apr	May	Jun	Jul	Aug	Sep	Oct	Nov	Dec	Thru Feb	% Change	Total
<b>Contested Divorce</b>	2025	1	3	-	-	-	-	-	-	-	-	-	-	4	300%	4
	2024	1	-	3	3	-	1	2	1	1	2	-	-	1	▲	14
<b>Domestic and Family - Level 1</b>	2025	1	3	-	-	-	-	-	-	-	-	-	-	4	-81%	4
	2024	9	12	1	1	2	4	12	-	5	2	1	1	21	▼	50
<b>Domestic and Family - Level 2</b>	2025	-	-	-	-	-	-	-	-	-	-	-	-	0	-100%	0
	2024	2	-	1	4	-	1	-	-	-	1	-	1	2	▼	10
<b>Felonies and Related Matters</b>	2025	78	19	-	-	-	-	-	-	-	-	-	-	97	90%	97
	2024	39	12	21	74	46	16	58	13	32	62	13	13	51	▲	399
<b>General Civil - Level 1</b>	2025	-	-	-	-	-	-	-	-	-	-	-	-	0	-100%	0
	2024	-	1	-	-	-	-	-	-	-	-	-	-	1	▼	1
<b>General Civil - Level 2</b>	2025	4	-	-	-	-	-	-	-	-	-	-	-	4	300%	4
	2024	-	1	2	4	2	3	-	1	5	3	2	1	1	▲	24
<b>General Civil - Level 3</b>	2025	1	1	-	-	-	-	-	-	-	-	-	-	2	-60%	2
	2024	1	4	-	-	-	3	1	3	1	-	1	3	5	▼	17
<b>Miscellaneous Civil</b>	2025	44	51	-	-	-	-	-	-	-	-	-	-	95	9%	95
	2024	37	50	43	41	48	35	52	32	43	43	32	44	87	▲	500
<b>Misdemeanor</b>	2025	27	9	-	-	-	-	-	-	-	-	-	-	36	44%	36
	2024	9	16	9	11	10	22	16	18	25	15	9	5	25	▲	165
<b>Other</b>	2025	17	24	-	-	-	-	-	-	-	-	-	-	41	-21%	41
	2024	36	16	18	22	19	21	20	23	14	27	16	24	52	▼	256
<b>Other Criminally Related Matters</b>	2025	-	2	-	-	-	-	-	-	-	-	-	-	2	-50%	2
	2024	-	4	2	-	-	-	1	18	-	-	-	1	4	▼	26
<b>Probates/Wills &amp; Trusts - Level 2</b>	2025	3	4	-	-	-	-	-	-	-	-	-	-	7	250%	7
	2024	1	1	-	-	1	1	1	-	3	1	1	-	2	▲	10
<b>Uncontested Divorce</b>	2025	4	4	-	-	-	-	-	-	-	-	-	-	8	-20%	8
	2024	6	4	5	3	3	4	2	6	1	3	1	2	10	▼	40

Dashboard		Monthly Filings Summary		Jan --- Feb Filings	
<p><b>Court:</b> Grayson Circuit  <b>Start/End Date:</b> Jan-24 / Feb-25  <b>2024 Average Month:</b> 152  <b>Jan-Feb 2024:</b> 337  <b>Filings Trending:</b> ▼</p>	<p><b>Circuit/Court ID:</b> 27 227077  <b>Type of Case:</b> Filings  <b>2025 Average Month:</b> 148  <b>Jan-Feb 2025 :</b> 296  <b>Overall AVG. Month:</b> 151</p>	<p>Jan 24 - Feb 25</p>		<p>296 (2025) vs 337 (2024)</p>	

Filings by Division																
Divisions		Jan	Feb	Mar	Apr	May	Jun	Jul	Aug	Sep	Oct	Nov	Dec	Thru Feb	% Change	Total
<b>Total</b>	2025	166	130	-	-	-	-	-	-	-	-	-	-	296	-12%	296
	2024	159	178	135	184	201	130	134	113	127	205	119	137	337	▼	1,822
<b>Civil</b>	2025	10	8	-	-	-	-	-	-	-	-	-	-	18	-56%	18
	2024	19	22	17	17	19	26	16	19	13	15	10	13	41	▼	206
<b>Criminal</b>	2025	66	37	-	-	-	-	-	-	-	-	-	-	103	-25%	103
	2024	60	78	50	97	122	41	72	36	52	101	54	47	138	▼	810
<b>Concealed Handgun Permits</b>	2025	62	68	-	-	-	-	-	-	-	-	-	-	130	29%	130
	2024	51	50	44	43	36	41	31	41	45	61	42	60	101	▲	545
<b>Miscellaneous/ Other</b>	2025	28	17	-	-	-	-	-	-	-	-	-	-	45	-21%	45
	2024	29	28	24	27	23	22	15	17	15	28	13	17	57	▼	258
<b>Civil</b>	2025	-	-	-	-	-	-	-	-	-	-	-	-	0	0	0
	2024	-	-	-	-	1	-	-	-	-	2	-	-	0	↔	3

Filings by Case Category																
Case Categories		Jan	Feb	Mar	Apr	May	Jun	Jul	Aug	Sep	Oct	Nov	Dec	Thru Feb	% Change	Total
<b>Administrative Law</b>	2025	-	-	-	-	-	-	-	-	-	-	-	-	0	0	0
	2024	-	-	-	-	-	-	-	1	-	-	-	-	0	↔	1
<b>Contested Divorce</b>	2025	1	4	-	-	-	-	-	-	-	-	-	-	5	400%	5
	2024	1	-	1	1	4	2	1	1	1	2	-	1	1	▲	15
<b>Domestic and Family - Level 1</b>	2025	-	-	-	-	-	-	-	-	-	-	-	-	0	-100%	0
	2024	2	4	1	4	3	3	5	-	1	-	5	1	6	▼	29
<b>Domestic and Family - Level 2</b>	2025	-	1	-	-	-	-	-	-	-	-	-	-	1	-83%	1
	2024	4	2	1	1	4	1	-	2	2	4	-	-	6	▼	21
<b>Felonies and Related Matters</b>	2025	50	29	-	-	-	-	-	-	-	-	-	-	79	-22%	79
	2024	45	56	42	89	105	26	52	25	41	87	42	37	101	▼	647
<b>General Civil - Level 1</b>	2025	-	-	-	-	-	-	-	-	-	-	-	-	0	0	0
	2024	-	-	-	-	-	-	-	-	-	-	-	1	0	↔	1
<b>General Civil - Level 2</b>	2025	4	1	-	-	-	-	-	-	-	-	-	-	5	67%	5
	2024	-	3	2	4	1	6	3	-	1	6	2	1	3	▲	29
<b>General Civil - Level 3</b>	2025	1	1	-	-	-	-	-	-	-	-	-	-	2	-83%	2
	2024	4	8	4	1	3	7	4	7	1	2	1	6	12	▼	48
<b>Miscellaneous Civil</b>	2025	70	76	-	-	-	-	-	-	-	-	-	-	146	32%	146
	2024	54	57	49	47	42	49	34	45	50	68	48	64	111	▲	607
<b>Misdemeanor</b>	2025	16	7	-	-	-	-	-	-	-	-	-	-	23	-32%	23
	2024	13	21	6	8	16	13	19	11	8	14	10	9	34	▼	148
<b>Other</b>	2025	20	9	-	-	-	-	-	-	-	-	-	-	29	-41%	29
	2024	27	22	20	21	19	15	13	14	13	17	6	15	49	▼	202
<b>Other Criminally Related Matters</b>	2025	1	1	-	-	-	-	-	-	-	-	-	-	2	-60%	2
	2024	2	3	2	1	1	3	1	-	3	-	2	1	5	▼	19
<b>Probates/Wills &amp; Trusts - Level 1</b>	2025	-	-	-	-	-	-	-	-	-	-	-	-	0	0	0
	2024	-	-	-	-	-	-	-	-	-	-	-	1	0	↔	1
<b>Probates/Wills &amp; Trusts - Level 2</b>	2025	1	1	-	-	-	-	-	-	-	-	-	-	2	100%	2
	2024	1	-	2	1	-	-	-	3	1	-	-	-	1	▲	8
<b>Uncontested Divorce</b>	2025	2	-	-	-	-	-	-	-	-	-	-	-	2	-75%	2
	2024	6	2	5	6	3	5	2	4	5	5	2	1	8	▼	46

This report reflects the case management system. Numbers will update as reports are refreshed and posted. The case types reported may not necessitate judicial involvement.



# CPSS-CCMS-10.01 CASELOAD STATISTICS OF THE CIRCUIT COURTS

Montgomery

January 2024 -- February 2025 Filings


Alexandria and Fairfax Circuit are not Included in State Totals.

## Dashboard

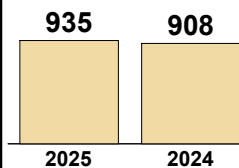
**Court:** Montgomery Circuit  
**Start/End Date:** Jan-24 / Feb-25  
**2024 Average Month:** 476  
**Jan-Feb 2024:** 908  
**Filings Trending:** ▲

**Circuit/Court ID:** 27 227121  
**Type of Case:** Filings  
**2025 Average Month:** 468  
**Jan-Feb 2025 :** 935  
**Overall AVG. Month:** 474

## Monthly Filings Summary



## Jan --- Feb Filings



## Filings by Division

Divisions		Jan	Feb	Mar	Apr	May	Jun	Jul	Aug	Sep	Oct	Nov	Dec	Thru Feb	% Change	Total
<b>Total</b>	2025	454	481	-	-	-	-	-	-	-	-	-	-	935	3%	935
	2024	469	439	414	590	524	379	455	544	421	532	498	442	908	▲	5,707
<b>Civil</b>	2025	35	67	-	-	-	-	-	-	-	-	-	-	102	44%	102
	2024	35	36	47	32	43	45	35	67	37	38	38	55	71	▲	508
<b>Criminal</b>	2025	191	192	-	-	-	-	-	-	-	-	-	-	383	-11%	383
	2024	247	185	153	343	282	170	224	291	200	303	278	231	432	▼	2,907
<b>Concealed Handgun Permits</b>	2025	137	118	-	-	-	-	-	-	-	-	-	-	255	26%	255
	2024	84	118	126	114	87	78	103	87	95	103	99	84	202	▲	1,178
<b>Miscellaneous/ Other</b>	2025	91	104	-	-	-	-	-	-	-	-	-	-	195	-3%	195
	2024	102	100	88	101	111	86	92	99	89	88	82	71	202	▼	1,109
<b>Civil</b>	2025	-	-	-	-	-	-	-	-	-	-	-	-	0	-100%	0
	2024	1	-	-	-	1	-	1	-	-	-	1	1	1	▼	5

## Filings by Case Category

Case Categories		Jan	Feb	Mar	Apr	May	Jun	Jul	Aug	Sep	Oct	Nov	Dec	Thru Feb	% Change	Total
<b>Administrative Law</b>	2025	-	-	-	-	-	-	-	-	-	-	-	-	0	0	0
	2024	-	-	-	-	1	-	-	-	-	1	-	-	0	↔	2
<b>Contested Divorce</b>	2025	2	3	-	-	-	-	-	-	-	-	-	-	5	-38%	5
	2024	4	4	8	2	8	5	6	3	4	4	2	4	8	▼	54
<b>Domestic and Family - Level 1</b>	2025	1	16	-	-	-	-	-	-	-	-	-	-	17	89%	17
	2024	7	2	13	12	10	10	8	33	5	10	10	18	9	▲	138
<b>Domestic and Family - Level 2</b>	2025	-	5	-	-	-	-	-	-	-	-	-	-	5	-29%	5
	2024	3	4	-	-	1	2	2	-	-	-	3	3	7	▼	18
<b>Felonies and Related Matters</b>	2025	125	142	-	-	-	-	-	-	-	-	-	-	267	-3%	267
	2024	139	136	94	225	165	98	159	203	138	174	196	141	275	▼	1,868
<b>General Civil - Level 1</b>	2025	-	1	-	-	-	-	-	-	-	-	-	-	1	-50%	1
	2024	-	2	1	-	-	-	1	2	2	1	1	-	2	▼	10
<b>General Civil - Level 2</b>	2025	6	13	-	-	-	-	-	-	-	-	-	-	19	73%	19
	2024	5	6	7	5	10	12	6	8	8	5	7	10	11	▲	89
<b>General Civil - Level 3</b>	2025	6	7	-	-	-	-	-	-	-	-	-	-	13	30%	13
	2024	3	7	10	7	6	6	7	9	5	4	2	6	10	▲	72
<b>Miscellaneous Civil</b>	2025	179	155	-	-	-	-	-	-	-	-	-	-	334	31%	334
	2024	109	146	149	156	119	106	140	133	127	143	133	114	255	▲	1,575
<b>Misdemeanor</b>	2025	60	48	-	-	-	-	-	-	-	-	-	-	108	-23%	108
	2024	98	43	53	111	98	65	57	77	58	117	69	84	141	▼	930
<b>Other</b>	2025	48	67	-	-	-	-	-	-	-	-	-	-	115	-21%	115
	2024	76	69	61	55	76	55	52	51	54	45	48	42	145	▼	684
<b>Other Criminally Related Matters</b>	2025	7	2	-	-	-	-	-	-	-	-	-	-	9	-44%	9
	2024	10	6	6	7	19	8	8	11	4	12	13	6	16	▼	110
<b>Probates/Wills &amp; Trusts - Level 1</b>	2025	-	1	-	-	-	-	-	-	-	-	-	-	1	1	1
	2024	-	-	-	-	-	-	-	-	1	-	-	-	0	↔	1
<b>Probates/Wills &amp; Trusts - Level 2</b>	2025	-	6	-	-	-	-	-	-	-	-	-	-	6	100%	6
	2024	1	2	2	-	2	1	1	4	3	3	2	1	3	▲	22
<b>Uncontested Divorce</b>	2025	20	15	-	-	-	-	-	-	-	-	-	-	35	35%	35
	2024	14	12	10	10	9	11	8	10	12	13	12	13	26	▲	134

This report reflects the case management system. Numbers will update as reports are refreshed and posted. The case types reported may not necessitate judicial involvement.

Dashboard		Monthly Filings Summary		Jan --- Feb Filings					
<p><b>Court:</b> Pulaski Circuit  <b>Start/End Date:</b> Jan-24 / Feb-25  <b>2024 Average Month:</b> 282  <b>Jan-Feb 2024:</b> 651  <b>Filings Trending:</b> ▲</p>	<p><b>Circuit/Court ID:</b> 27 227155  <b>Type of Case:</b> Filings  <b>2025 Average Month:</b> 339  <b>Jan-Feb 2025 :</b> 677  <b>Overall AVG. Month:</b> 290</p>	<p style="text-align: center; font-weight: bold; font-size: 1.2em;">Jan 24 - Feb 25</p>		<table border="1" style="margin: auto; border-collapse: collapse;"> <tr> <td style="text-align: center; font-weight: bold; font-size: 1.5em;">677</td> <td style="text-align: center; font-weight: bold; font-size: 1.5em;">651</td> </tr> <tr> <td style="text-align: center; font-size: 0.8em;">2025</td> <td style="text-align: center; font-size: 0.8em;">2024</td> </tr> </table>		677	651	2025	2024
677	651								
2025	2024								

Filings by Division																
Divisions		Jan	Feb	Mar	Apr	May	Jun	Jul	Aug	Sep	Oct	Nov	Dec	Thru Feb	% Change	Total
Total	2025	385	292	-	-	-	-	-	-	-	-	-	-	677	4%	677
	2024	347	304	265	347	243	199	342	252	263	276	316	231	651	▲	3,385
Civil	2025	25	21	-	-	-	-	-	-	-	-	-	-	46	-33%	46
	2024	32	37	22	49	20	29	37	31	34	20	21	16	69	▼	348
Criminal	2025	200	150	-	-	-	-	-	-	-	-	-	-	350	11%	350
	2024	181	135	110	168	132	89	205	119	114	146	176	108	316	▲	1,683
Concealed Handgun Permits	2025	104	64	-	-	-	-	-	-	-	-	-	-	168	-2%	168
	2024	81	90	90	81	46	50	55	65	61	78	73	84	171	▼	854
Miscellaneous/ Other	2025	56	57	-	-	-	-	-	-	-	-	-	-	113	19%	113
	2024	53	42	43	49	45	31	45	37	54	32	46	23	95	▲	500

Filings by Case Category																
Case Categories		Jan	Feb	Mar	Apr	May	Jun	Jul	Aug	Sep	Oct	Nov	Dec	Thru Feb	% Change	Total
Administrative Law	2025	-	-	-	-	-	-	-	-	-	-	-	-	0	0	0
	2024	-	-	-	-	-	-	-	-	-	1	1	-	0	↔	2
Contested Divorce	2025	5	-	-	-	-	-	-	-	-	-	-	-	5	-55%	5
	2024	8	3	2	2	1	-	1	1	2	-	1	2	11	▼	23
Domestic and Family - Level 1	2025	1	3	-	-	-	-	-	-	-	-	-	-	4	-76%	4
	2024	4	13	6	25	-	15	13	5	6	7	4	6	17	▼	104
Domestic and Family - Level 2	2025	-	2	-	-	-	-	-	-	-	-	-	-	2	-33%	2
	2024	1	2	-	2	-	-	-	4	1	2	2	-	3	▼	14
Felonies and Related Matters	2025	154	89	-	-	-	-	-	-	-	-	-	-	243	20%	243
	2024	111	91	51	128	84	53	163	67	68	98	139	72	202	▲	1,125
General Civil - Level 1	2025	-	-	-	-	-	-	-	-	-	-	-	-	0	0	0
	2024	-	-	1	1	-	1	-	-	-	-	-	-	0	↔	3
General Civil - Level 2	2025	6	5	-	-	-	-	-	-	-	-	-	-	11	0%	11
	2024	5	6	1	4	1	3	11	6	4	-	-	4	11	↔	45
General Civil - Level 3	2025	4	6	-	-	-	-	-	-	-	-	-	-	10	100%	10
	2024	3	2	2	2	2	-	5	8	9	2	6	1	5	▲	42
Miscellaneous Civil	2025	118	77	-	-	-	-	-	-	-	-	-	-	195	5%	195
	2024	86	100	103	102	67	61	69	79	73	91	87	90	186	▲	1,008
Misdemeanor	2025	36	45	-	-	-	-	-	-	-	-	-	-	81	-21%	81
	2024	62	40	46	26	36	34	33	43	36	33	30	25	102	▼	444
Other	2025	42	41	-	-	-	-	-	-	-	-	-	-	83	5%	83
	2024	47	32	30	31	26	20	30	21	42	17	31	16	79	▲	343
Other Criminally Related Matters	2025	11	16	-	-	-	-	-	-	-	-	-	-	27	108%	27
	2024	8	5	13	14	12	5	9	9	10	15	7	11	13	▲	118
Probates/Wills & Trusts - Level 1	2025	-	-	-	-	-	-	-	-	-	-	-	-	0	0	0
	2024	-	-	1	-	-	-	-	-	-	-	-	-	0	↔	1
Probates/Wills & Trusts - Level 2	2025	1	2	-	-	-	-	-	-	-	-	-	-	3	-50%	3
	2024	2	4	3	3	2	-	1	4	3	2	1	1	6	▼	26
Protective Orders	2025	-	2	-	-	-	-	-	-	-	-	-	-	2	0%	2
	2024	1	1	1	-	1	3	1	-	1	-	2	-	2	↔	11
Uncontested Divorce	2025	7	4	-	-	-	-	-	-	-	-	-	-	11	-21%	11
	2024	9	5	5	7	11	4	6	5	8	8	5	3	14	▼	76

# CPSS-CCMS-10.01 CASELOAD STATISTICS OF THE CIRCUIT COURTS

January 2024 -- February 2025 Filings

Alexandria and Fairfax Circuit are not Included in State Totals.

Dashboard	Monthly Filings Summary	Jan --- Feb Filings				
<p><b>Court:</b> Wythe Circuit  <b>Start/End Date:</b> Jan-24 / Feb-25  <b>2024 Average Month:</b> 234  <b>Jan-Feb 2024:</b> 486  <b>Filings Trending:</b> ↔</p> <p><b>Circuit/Court ID:</b> 27 227197  <b>Type of Case:</b> Filings  <b>2025 Average Month:</b> 239  <b>Jan-Feb 2025 :</b> 478  <b>Overall AVG. Month:</b> 235</p>	<p style="font-weight: bold; font-size: 1.2em;">Jan 24 - Feb 25</p>	<table border="1" style="margin: auto;"> <tr> <td style="width: 50px; height: 80px; background-color: #f0e68c; text-align: center; vertical-align: middle; font-size: 1.5em; font-weight: bold;">478</td> <td style="width: 50px; height: 80px; background-color: #f0e68c; text-align: center; vertical-align: middle; font-size: 1.5em; font-weight: bold;">486</td> </tr> <tr> <td style="text-align: center; font-weight: bold;">2025</td> <td style="text-align: center; font-weight: bold;">2024</td> </tr> </table>	478	486	2025	2024
478	486					
2025	2024					

Filings by Division																
Divisions		Jan	Feb	Mar	Apr	May	Jun	Jul	Aug	Sep	Oct	Nov	Dec	Thru Feb	% Change	Total
Total	2025	237	241	-	-	-	-	-	-	-	-	-	-	478	-2%	478
	2024	257	229	220	314	180	216	230	230	224	329	189	189	486	▼	2,807
Civil	2025	28	20	-	-	-	-	-	-	-	-	-	-	48	2%	48
	2024	23	24	30	36	12	44	29	29	28	22	20	24	47	▲	321
Criminal	2025	97	107	-	-	-	-	-	-	-	-	-	-	204	-15%	204
	2024	143	96	105	175	99	102	124	105	118	205	96	108	239	▼	1,476
Concealed Handgun Permits	2025	90	93	-	-	-	-	-	-	-	-	-	-	183	8%	183
	2024	79	91	63	85	56	52	61	78	57	83	63	44	170	▲	812
Miscellaneous/Other	2025	22	21	-	-	-	-	-	-	-	-	-	-	43	48%	43
	2024	11	18	22	18	13	18	16	18	21	19	10	13	29	▲	197
Civil	2025	-	-	-	-	-	-	-	-	-	-	-	-	0	-100%	0
	2024	1	-	-	-	-	-	-	-	-	-	-	-	1	▼	1

Filings by Case Category																
Case Categories		Jan	Feb	Mar	Apr	May	Jun	Jul	Aug	Sep	Oct	Nov	Dec	Thru Feb	% Change	Total
Administrative Law	2025	-	-	-	-	-	-	-	-	-	-	-	-	0	0	0
	2024	-	-	-	-	-	-	1	-	-	-	-	-	0	↔	1
Aggravated Murder	2025	-	-	-	-	-	-	-	-	-	-	-	-	0	0	0
	2024	-	-	-	-	-	-	-	-	1	-	-	-	0	↔	1
Contested Divorce	2025	2	2	-	-	-	-	-	-	-	-	-	-	4	33%	4
	2024	1	2	2	3	1	1	4	3	2	3	-	4	3	▲	26
Domestic and Family - Level 1	2025	8	-	-	-	-	-	-	-	-	-	-	-	8	-27%	8
	2024	8	3	2	10	-	20	2	12	10	6	8	8	11	▼	89
Domestic and Family - Level 2	2025	3	2	-	-	-	-	-	-	-	-	-	-	5	150%	5
	2024	-	2	1	2	3	-	4	3	1	1	3	1	2	▲	21
Felonies and Related Matters	2025	60	82	-	-	-	-	-	-	-	-	-	-	142	-22%	142
	2024	111	70	54	124	68	79	101	74	67	158	65	62	181	▼	1,033
General Civil - Level 1	2025	-	1	-	-	-	-	-	-	-	-	-	-	1	1	1
	2024	-	-	-	-	-	-	-	-	-	1	1	1	0	↔	3
General Civil - Level 2	2025	4	3	-	-	-	-	-	-	-	-	-	-	7	40%	7
	2024	2	3	6	1	-	5	4	3	6	4	1	5	5	▲	40
General Civil - Level 3	2025	3	3	-	-	-	-	-	-	-	-	-	-	6	-25%	6
	2024	2	6	8	4	1	6	2	1	3	-	3	1	8	▼	37
Miscellaneous Civil	2025	104	107	-	-	-	-	-	-	-	-	-	-	211	5%	211
	2024	93	108	87	105	70	72	79	95	77	102	72	57	201	▲	1,017
Misdemeanor	2025	36	23	-	-	-	-	-	-	-	-	-	-	59	18%	59
	2024	28	22	46	45	24	19	19	30	47	44	24	35	50	▲	383
Other	2025	7	6	-	-	-	-	-	-	-	-	-	-	13	550%	13
	2024	2	-	-	-	-	-	1	-	-	-	-	-	2	▲	3
Other Criminally Related Matters	2025	3	2	-	-	-	-	-	-	-	-	-	-	5	-38%	5
	2024	4	4	5	7	7	4	5	1	4	3	8	11	8	▼	63
Probates/Wills & Trusts - Level 2	2025	-	5	-	-	-	-	-	-	-	-	-	-	5	150%	5
	2024	2	-	-	2	1	4	2	1	1	2	-	1	2	▲	16
Uncontested Divorce	2025	7	5	-	-	-	-	-	-	-	-	-	-	12	-8%	12
	2024	4	9	9	11	5	6	6	7	5	5	4	3	13	▼	74

This report reflects the case management system. Numbers will update as reports are refreshed and posted. The case types reported may not necessitate judicial involvement.

Dashboard		Monthly Filings Summary		Jan --- Feb Filings	
<b>Court:</b> Radford Circuit	<b>Circuit/Court ID:</b> 27 227750				
<b>Start/End Date:</b> Jan-24 / Feb-25	<b>Type of Case:</b> Filings				
<b>2024 Average Month:</b> 119	<b>2025 Average Month:</b> 70				
<b>Jan-Feb 2024:</b> 119	<b>Jan-Feb 2025 :</b> 139				
<b>Filings Trending:</b> ▲	<b>Overall AVG. Month:</b> 112				

Filings by Division																
Divisions		Jan	Feb	Mar	Apr	May	Jun	Jul	Aug	Sep	Oct	Nov	Dec	Thru Feb	% Change	Total
<b>Total</b>	2025	81	58	-	-	-	-	-	-	-	-	-	-	139	17%	139
	2024	55	64	302	60	59	204	71	73	251	69	63	161	119	▲	1,432
<b>Civil</b>	2025	18	3	-	-	-	-	-	-	-	-	-	-	21	5%	21
	2024	6	14	11	4	9	6	2	11	6	9	8	3	20	▲	89
<b>Criminal</b>	2025	36	28	-	-	-	-	-	-	-	-	-	-	64	60%	64
	2024	19	21	267	30	27	175	39	37	222	42	26	131	40	▲	1,036
<b>Concealed Handgun Permits</b>	2025	17	16	-	-	-	-	-	-	-	-	-	-	33	-30%	33
	2024	25	22	18	17	16	10	13	16	14	11	14	22	47	▼	198
<b>Miscellaneous/ Other</b>	2025	10	11	-	-	-	-	-	-	-	-	-	-	21	75%	21
	2024	5	7	6	9	7	13	17	9	9	7	15	5	12	▲	109

Filings by Case Category																
Case Categories		Jan	Feb	Mar	Apr	May	Jun	Jul	Aug	Sep	Oct	Nov	Dec	Thru Feb	% Change	Total
<b>Administrative Law</b>	2025	-	-	-	-	-	-	-	-	-	-	-	-	0	0	0
	2024	-	-	-	-	-	-	-	1	-	-	-	-	0	↔	1
<b>Contested Divorce</b>	2025	-	1	-	-	-	-	-	-	-	-	-	-	1	-67%	1
	2024	2	1	1	1	-	-	-	2	1	2	1	1	3	▼	12
<b>Domestic and Family - Level 1</b>	2025	16	-	-	-	-	-	-	-	-	-	-	-	16	78%	16
	2024	1	8	1	-	5	3	1	2	-	3	2	1	9	▲	27
<b>Domestic and Family - Level 2</b>	2025	-	-	-	-	-	-	-	-	-	-	-	-	0	0	0
	2024	-	-	1	-	-	-	-	1	-	3	-	-	0	↔	5
<b>Felonies and Related Matters</b>	2025	25	20	-	-	-	-	-	-	-	-	-	-	45	96%	45
	2024	12	11	239	28	21	147	17	19	204	28	16	116	23	▲	858
<b>General Civil - Level 2</b>	2025	-	1	-	-	-	-	-	-	-	-	-	-	1	1	1
	2024	-	-	1	2	-	2	-	-	1	-	-	1	0	↔	7
<b>General Civil - Level 3</b>	2025	1	1	-	-	-	-	-	-	-	-	-	-	2	0%	2
	2024	1	1	3	-	2	-	-	1	3	1	-	-	2	↔	12
<b>Miscellaneous Civil</b>	2025	27	26	-	-	-	-	-	-	-	-	-	-	53	-10%	53
	2024	30	29	24	26	23	23	30	25	23	17	27	27	59	▼	304
<b>Misdemeanor</b>	2025	10	7	-	-	-	-	-	-	-	-	-	-	17	31%	17
	2024	5	8	29	2	2	26	17	16	16	13	10	14	13	▲	158
<b>Other</b>	2025	-	1	-	-	-	-	-	-	-	-	-	-	1	1	1
	2024	-	-	-	-	-	-	-	1	1	-	2	-	0	↔	4
<b>Other Criminally Related Matters</b>	2025	2	1	-	-	-	-	-	-	-	-	-	-	3	-25%	3
	2024	2	2	-	-	4	2	5	2	2	1	1	1	4	▼	22
<b>Probates/Wills &amp; Trusts - Level 2</b>	2025	-	-	-	-	-	-	-	-	-	-	-	-	0	0	0
	2024	-	-	-	-	-	-	1	-	-	-	-	-	0	↔	1
<b>Protective Orders</b>	2025	-	-	-	-	-	-	-	-	-	-	-	-	0	-100%	0
	2024	-	2	-	-	-	-	-	-	-	-	1	-	2	▼	3
<b>Uncontested Divorce</b>	2025	-	-	-	-	-	-	-	-	-	-	-	-	0	-100%	0
	2024	2	2	3	1	2	1	-	3	-	1	2	1	4	▼	18

This report reflects the case management system. Numbers will update as reports are refreshed and posted. The case types reported may not necessitate judicial involvement.

# CPSS-CCMS-10.01 CASELOAD STATISTICS OF THE CIRCUIT COURTS

Smyth

January 2024 -- February 2025 Filings

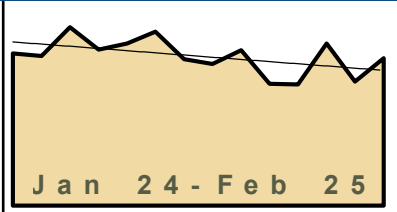
Alexandria and Fairfax Circuit are not Included in State Totals.

## Dashboard

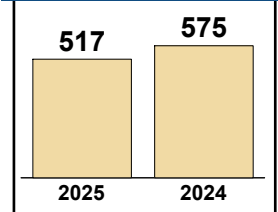
**Court:** Smyth Circuit  
**Start/End Date:** Jan-24 / Feb-25  
**2024 Average Month:** 289  
**Jan-Feb 2024:** 575  
**Filings Trending:** ▼

**Circuit/Court ID:** 28 228173  
**Type of Case:** Filings  
**2025 Average Month:** 259  
**Jan-Feb 2025 :** 517  
**Overall AVG. Month:** 285

## Monthly Filings Summary



## Jan --- Feb Filings



## Filings by Division

Divisions		Jan	Feb	Mar	Apr	May	Jun	Jul	Aug	Sep	Oct	Nov	Dec	Thru Feb	% Change	Total
<b>Total</b>	2025	236	281	-	-	-	-	-	-	-	-	-	-	517	-10%	517
	2024	290	285	340	297	309	331	279	270	296	232	231	309	575	▼	3,469
<b>Civil</b>	2025	31	27	-	-	-	-	-	-	-	-	-	-	58	38%	58
	2024	19	23	21	43	35	28	27	30	27	20	24	15	42	▲	312
<b>Criminal</b>	2025	82	138	-	-	-	-	-	-	-	-	-	-	220	36%	220
	2024	75	87	142	85	87	156	96	93	94	62	53	144	162	▲	1,174
<b>Concealed Handgun Permits</b>	2025	56	50	-	-	-	-	-	-	-	-	-	-	106	-41%	106
	2024	75	106	89	77	74	60	82	60	70	85	87	54	181	▼	919
<b>Miscellaneous/ Other</b>	2025	47	40	-	-	-	-	-	-	-	-	-	-	87	-49%	87
	2024	114	57	78	81	102	69	56	64	73	58	50	72	171	▼	874
<b>Civil</b>	2025	20	26	-	-	-	-	-	-	-	-	-	-	46	142%	46
	2024	7	12	10	11	11	18	18	23	32	7	17	24	19	▲	190

## Filings by Case Category

Case Categories		Jan	Feb	Mar	Apr	May	Jun	Jul	Aug	Sep	Oct	Nov	Dec	Thru Feb	% Change	Total
<b>Administrative Law</b>	2025	-	-	-	-	-	-	-	-	-	-	-	-	0	0	0
	2024	-	-	-	1	-	-	1	-	-	1	1	-	0	↔	4
<b>Contested Divorce</b>	2025	2	4	-	-	-	-	-	-	-	-	-	-	6	-50%	6
	2024	5	7	1	5	8	5	4	4	6	2	5	2	12	▼	54
<b>Domestic and Family - Level 1</b>	2025	11	-	-	-	-	-	-	-	-	-	-	-	11	450%	11
	2024	1	1	2	9	6	2	-	2	4	6	1	-	2	▲	34
<b>Domestic and Family - Level 2</b>	2025	2	4	-	-	-	-	-	-	-	-	-	-	6	20%	6
	2024	1	4	4	4	4	4	5	2	-	2	2	-	5	▲	32
<b>Felonies and Related Matters</b>	2025	60	90	-	-	-	-	-	-	-	-	-	-	150	18%	150
	2024	54	73	102	60	64	116	78	82	68	47	34	137	127	▲	915
<b>General Civil - Level 1</b>	2025	-	-	-	-	-	-	-	-	-	-	-	-	0	0	0
	2024	-	-	-	-	2	1	2	2	-	3	-	-	0	↔	10
<b>General Civil - Level 2</b>	2025	2	6	-	-	-	-	-	-	-	-	-	-	8	167%	8
	2024	1	2	4	1	6	3	4	4	2	3	2	5	3	▲	37
<b>General Civil - Level 3</b>	2025	-	8	-	-	-	-	-	-	-	-	-	-	8	167%	8
	2024	3	-	4	10	3	3	1	6	5	4	4	1	3	▲	44
<b>Miscellaneous Civil</b>	2025	71	65	-	-	-	-	-	-	-	-	-	-	136	-36%	136
	2024	86	126	118	105	104	83	92	76	91	103	105	76	212	▼	1,165
<b>Misdemeanor</b>	2025	20	48	-	-	-	-	-	-	-	-	-	-	68	143%	68
	2024	17	11	38	18	20	39	17	10	22	13	19	5	28	▲	229
<b>Other</b>	2025	52	49	-	-	-	-	-	-	-	-	-	-	101	-35%	101
	2024	107	48	57	61	78	63	62	69	83	43	50	73	155	▼	794
<b>Other Criminally Related Matters</b>	2025	2	-	-	-	-	-	-	-	-	-	-	-	2	-71%	2
	2024	4	3	2	7	3	1	1	1	5	2	1	2	7	▼	32
<b>Probates/Wills &amp; Trusts - Level 1</b>	2025	-	1	-	-	-	-	-	-	-	-	-	-	1	1	1
	2024	-	-	-	-	1	-	-	-	-	-	-	-	0	↔	1
<b>Probates/Wills &amp; Trusts - Level 2</b>	2025	3	-	-	-	-	-	-	-	-	-	-	-	3	-50%	3
	2024	5	1	1	6	2	3	5	4	2	-	-	1	6	▼	30
<b>Uncontested Divorce</b>	2025	11	6	-	-	-	-	-	-	-	-	-	-	17	13%	17
	2024	6	9	7	10	8	8	7	8	8	3	7	7	15	▲	88

This report reflects the case management system. Numbers will update as reports are refreshed and posted. The case types reported may not necessitate judicial involvement.

# CPSS-CCMS-10.01 CASELOAD STATISTICS OF THE CIRCUIT COURTS

Washington

January 2024 -- February 2025 Filings

Alexandria and Fairfax Circuit are not Included in State Totals.

Dashboard		Monthly Filings Summary		Jan --- Feb Filings	
<b>Court:</b> Washington Circuit	<b>Circuit/Court ID:</b> 28 228191				
<b>Start/End Date:</b> Jan-24 / Feb-25	<b>Type of Case:</b> Filings				
<b>2024 Average Month:</b> 404	<b>2025 Average Month:</b> 340				
<b>Jan-Feb 2024:</b> 999	<b>Jan-Feb 2025 :</b> 679				
<b>Filings Trending:</b> ▼	<b>Overall AVG. Month:</b> 395				

Filings by Division																
Divisions		Jan	Feb	Mar	Apr	May	Jun	Jul	Aug	Sep	Oct	Nov	Dec	Thru Feb	% Change	Total
<b>Total</b>	2025	374	305	-	-	-	-	-	-	-	-	-	-	679	-32%	679
	2024	394	605	424	518	403	376	366	401	299	480	305	275	999	▼	4,846
<b>Civil</b>	2025	22	40	-	-	-	-	-	-	-	-	-	-	62	7%	62
	2024	24	34	34	40	38	53	50	30	43	37	23	28	58	▲	434
<b>Criminal</b>	2025	168	117	-	-	-	-	-	-	-	-	-	-	285	-12%	285
	2024	139	185	173	261	167	178	139	162	117	246	138	108	324	▼	2,013
<b>Concealed Handgun Permits</b>	2025	140	108	-	-	-	-	-	-	-	-	-	-	248	-26%	248
	2024	144	192	142	153	150	82	113	140	101	138	113	87	336	▼	1,555
<b>Miscellaneous/ Other</b>	2025	37	37	-	-	-	-	-	-	-	-	-	-	74	-72%	74
	2024	80	188	70	59	44	62	62	67	35	56	30	46	268	▼	799
<b>Civil</b>	2025	7	3	-	-	-	-	-	-	-	-	-	-	10	-23%	10
	2024	7	6	5	5	4	1	2	2	3	3	1	6	13	▼	45

Filings by Case Category																
Case Categories		Jan	Feb	Mar	Apr	May	Jun	Jul	Aug	Sep	Oct	Nov	Dec	Thru Feb	% Change	Total
<b>Administrative Law</b>	2025	-	-	-	-	-	-	-	-	-	-	-	-	0	0	0
	2024	-	-	-	-	-	-	1	-	1	-	-	-	0	↔	2
<b>Contested Divorce</b>	2025	3	4	-	-	-	-	-	-	-	-	-	-	7	0%	7
	2024	3	4	4	3	3	5	6	4	3	3	4	1	7	↔	43
<b>Domestic and Family - Level 1</b>	2025	-	4	-	-	-	-	-	-	-	-	-	-	4	33%	4
	2024	3	-	2	3	3	11	-	3	9	-	-	-	3	▲	34
<b>Domestic and Family - Level 2</b>	2025	1	1	-	-	-	-	-	-	-	-	-	-	2	-60%	2
	2024	2	3	3	6	4	2	5	1	3	5	2	1	5	▼	37
<b>Felonies and Related Matters</b>	2025	129	80	-	-	-	-	-	-	-	-	-	-	209	-14%	209
	2024	112	130	133	202	110	148	103	119	87	210	111	76	242	▼	1,541
<b>General Civil - Level 1</b>	2025	-	-	-	-	-	-	-	-	-	-	-	-	0	-100%	0
	2024	-	1	-	-	1	1	3	-	-	3	-	-	1	▼	9
<b>General Civil - Level 2</b>	2025	3	6	-	-	-	-	-	-	-	-	-	-	9	-10%	9
	2024	4	6	3	7	12	8	8	9	9	7	4	6	10	▼	83
<b>General Civil - Level 3</b>	2025	8	4	-	-	-	-	-	-	-	-	-	-	12	-8%	12
	2024	7	6	10	13	3	10	13	5	8	3	2	4	13	▼	84
<b>Miscellaneous Civil</b>	2025	159	136	-	-	-	-	-	-	-	-	-	-	295	-24%	295
	2024	170	217	171	169	166	117	148	172	112	177	137	107	387	▼	1,863
<b>Misdemeanor</b>	2025	38	37	-	-	-	-	-	-	-	-	-	-	75	-1%	75
	2024	21	55	39	58	45	28	33	35	17	28	25	23	76	▼	407
<b>Other</b>	2025	25	17	-	-	-	-	-	-	-	-	-	-	42	-82%	42
	2024	58	173	48	43	31	32	29	36	27	21	10	36	231	▼	544
<b>Other Criminally Related Matters</b>	2025	1	-	-	-	-	-	-	-	-	-	-	-	1	-88%	1
	2024	6	2	1	1	12	2	3	8	13	8	2	9	8	▼	67
<b>Probates/Wills &amp; Trusts - Level 1</b>	2025	-	-	-	-	-	-	-	-	-	-	-	-	0	-100%	0
	2024	-	1	-	-	1	-	-	1	1	1	-	-	1	▼	5
<b>Probates/Wills &amp; Trusts - Level 2</b>	2025	-	-	-	-	-	-	-	-	-	-	-	-	0	-100%	0
	2024	2	5	3	-	1	2	2	-	-	6	-	3	7	▼	24
<b>Protective Orders</b>	2025	1	-	-	-	-	-	-	-	-	-	-	-	1	1	1
	2024	-	-	-	-	-	-	1	-	3	-	-	2	0	↔	6
<b>Uncontested Divorce</b>	2025	6	16	-	-	-	-	-	-	-	-	-	-	22	175%	22
	2024	6	2	7	13	11	10	11	8	6	8	8	7	8	▲	97

This report reflects the case management system. Numbers will update as reports are refreshed and posted. The case types reported may not necessitate judicial involvement.



Dashboard		Monthly Filings Summary		Jan --- Feb Filings					
<p><b>Court:</b> Bristol Circuit  <b>Start/End Date:</b> Jan-24 / Feb-25  <b>2024 Average Month:</b> 242  <b>Jan-Feb 2024:</b> 523  <b>Filings Trending:</b> ▼</p>	<p><b>Circuit/Court ID:</b> 28 228520  <b>Type of Case:</b> Filings  <b>2025 Average Month:</b> 245  <b>Jan-Feb 2025 :</b> 489  <b>Overall AVG. Month:</b> 242</p>			<table border="1" style="margin: auto;"> <tr> <td style="text-align: center; width: 50px;">489</td> <td style="text-align: center; width: 50px;">523</td> </tr> <tr> <td style="text-align: center;">2025</td> <td style="text-align: center;">2024</td> </tr> </table>		489	523	2025	2024
489	523								
2025	2024								

Filings by Division																
Divisions		Jan	Feb	Mar	Apr	May	Jun	Jul	Aug	Sep	Oct	Nov	Dec	Thru Feb	% Change	Total
<b>Total</b>	2025	237	252	-	-	-	-	-	-	-	-	-	-	489	-7%	489
	2024	212	311	257	245	229	220	282	263	221	285	210	163	523	▼	2,898
<b>Civil</b>	2025	10	14	-	-	-	-	-	-	-	-	-	-	24	-35%	24
	2024	19	18	17	13	13	26	19	25	13	18	13	14	37	▼	208
<b>Criminal</b>	2025	125	158	-	-	-	-	-	-	-	-	-	-	283	-10%	283
	2024	111	203	174	141	169	140	114	170	148	199	155	108	314	▼	1,832
<b>Concealed Handgun Permits</b>	2025	27	15	-	-	-	-	-	-	-	-	-	-	42	-2%	42
	2024	17	26	22	22	14	17	22	21	15	21	13	19	43	▼	229
<b>Miscellaneous/ Other</b>	2025	75	65	-	-	-	-	-	-	-	-	-	-	140	9%	140
	2024	65	64	44	68	33	37	127	47	45	47	29	22	129	▲	628
<b>Civil</b>	2025	-	-	-	-	-	-	-	-	-	-	-	-	0	0	0
	2024	-	-	-	1	-	-	-	-	-	-	-	-	-	0	↔

Filings by Case Category																
Case Categories		Jan	Feb	Mar	Apr	May	Jun	Jul	Aug	Sep	Oct	Nov	Dec	Thru Feb	% Change	Total
<b>Administrative Law</b>	2025	-	-	-	-	-	-	-	-	-	-	-	-	0	0	0
	2024	-	-	-	1	-	-	1	1	-	-	-	-	1	0	↔
<b>Contested Divorce</b>	2025	-	-	-	-	-	-	-	-	-	-	-	-	0	-100%	0
	2024	2	4	1	1	-	3	2	3	-	-	4	-	6	▼	20
<b>Domestic and Family - Level 1</b>	2025	-	-	-	-	-	-	-	-	-	-	-	-	0	-100%	0
	2024	2	-	-	-	-	10	3	2	-	2	2	-	2	▼	21
<b>Domestic and Family - Level 2</b>	2025	3	4	-	-	-	-	-	-	-	-	-	-	7	7	7
	2024	-	-	2	1	-	1	3	-	1	3	-	-	0	↔	11
<b>Felonies and Related Matters</b>	2025	95	124	-	-	-	-	-	-	-	-	-	-	219	-12%	219
	2024	89	161	123	102	137	108	91	117	113	158	121	79	250	▼	1,399
<b>General Civil - Level 1</b>	2025	-	-	-	-	-	-	-	-	-	-	-	-	0	0	0
	2024	-	-	-	-	-	-	1	1	-	-	-	-	0	↔	2
<b>General Civil - Level 2</b>	2025	-	2	-	-	-	-	-	-	-	-	-	-	2	0%	2
	2024	2	-	1	-	5	2	2	5	2	1	1	2	2	↔	23
<b>General Civil - Level 3</b>	2025	5	6	-	-	-	-	-	-	-	-	-	-	11	0%	11
	2024	5	6	1	7	2	8	12	1	-	3	-	4	11	↔	49
<b>Miscellaneous Civil</b>	2025	61	55	-	-	-	-	-	-	-	-	-	-	116	23%	116
	2024	43	51	41	60	22	29	96	33	26	37	19	28	94	▲	485
<b>Misdemeanor</b>	2025	26	34	-	-	-	-	-	-	-	-	-	-	60	-5%	60
	2024	22	41	51	39	27	27	23	44	28	41	34	23	63	▼	400
<b>Other</b>	2025	39	21	-	-	-	-	-	-	-	-	-	-	60	-18%	60
	2024	34	39	26	27	25	23	37	42	40	34	25	14	73	▼	366
<b>Other Criminally Related Matters</b>	2025	4	-	-	-	-	-	-	-	-	-	-	-	4	300%	4
	2024	-	1	-	-	5	5	-	9	7	-	-	6	1	▲	33
<b>Probates/Wills &amp; Trusts - Level 1</b>	2025	-	-	-	-	-	-	-	-	-	-	-	-	0	0	0
	2024	-	-	-	-	-	-	-	1	-	-	-	-	0	↔	1
<b>Probates/Wills &amp; Trusts - Level 2</b>	2025	1	2	-	-	-	-	-	-	-	-	-	-	3	50%	3
	2024	1	1	2	3	1	-	5	1	1	1	1	1	2	▲	18
<b>Protective Orders</b>	2025	-	-	-	-	-	-	-	-	-	-	-	-	0	-100%	0
	2024	1	-	-	-	-	1	-	1	-	-	-	-	1	▼	3
<b>Uncontested Divorce</b>	2025	3	4	-	-	-	-	-	-	-	-	-	-	7	-61%	7
	2024	11	7	9	4	5	3	6	2	3	5	3	5	18	▼	63

This report reflects the case management system. Numbers will update as reports are refreshed and posted. The case types reported may not necessitate judicial involvement.

Dashboard		Monthly Filings Summary		Jan --- Feb Filings	
<b>Court:</b> Buchanan Circuit	<b>Circuit/Court ID:</b> 29 229027				
<b>Start/End Date:</b> Jan-24 / Feb-25	<b>Type of Case:</b> Filings				
<b>2024 Average Month:</b> 198	<b>2025 Average Month:</b> 185				
<b>Jan-Feb 2024:</b> 432	<b>Jan-Feb 2025 :</b> 369				
<b>Filings Trending:</b> ▼	<b>Overall AVG. Month:</b> 196				

Filings by Division																
Divisions		Jan	Feb	Mar	Apr	May	Jun	Jul	Aug	Sep	Oct	Nov	Dec	Thru Feb	% Change	Total
<b>Total</b>	2025	246	123	-	-	-	-	-	-	-	-	-	-	369	-15%	369
	2024	255	177	214	276	205	175	229	178	180	208	148	131	432	▼	2,376
<b>Civil</b>	2025	9	9	-	-	-	-	-	-	-	-	-	-	18	-63%	18
	2024	11	37	14	8	21	35	6	25	22	16	9	13	48	▼	217
<b>Criminal</b>	2025	144	47	-	-	-	-	-	-	-	-	-	-	191	-20%	191
	2024	164	75	114	217	115	89	173	100	94	134	73	71	239	▼	1,419
<b>Concealed Handgun Permits</b>	2025	85	60	-	-	-	-	-	-	-	-	-	-	145	39%	145
	2024	57	47	75	42	56	39	40	42	50	52	52	41	104	▲	593
<b>Miscellaneous/ Other</b>	2025	7	7	-	-	-	-	-	-	-	-	-	-	14	-66%	14
	2024	23	18	11	9	13	12	10	11	12	6	14	6	41	▼	145
<b>Civil</b>	2025	1	-	-	-	-	-	-	-	-	-	-	-	1	1	1
	2024	-	-	-	-	-	-	-	-	2	-	-	-	0	↔	2

Filings by Case Category																
Case Categories		Jan	Feb	Mar	Apr	May	Jun	Jul	Aug	Sep	Oct	Nov	Dec	Thru Feb	% Change	Total
<b>Administrative Law</b>	2025	-	-	-	-	-	-	-	-	-	-	-	-	0	0	0
	2024	-	-	-	-	-	-	-	-	-	1	1	-	0	↔	2
<b>Aggravated Murder</b>	2025	-	-	-	-	-	-	-	-	-	-	-	-	0	0	0
	2024	-	-	-	-	-	-	-	-	-	1	-	-	0	↔	1
<b>Contested Divorce</b>	2025	1	1	-	-	-	-	-	-	-	-	-	-	2	0%	2
	2024	-	2	1	-	1	1	1	-	1	-	1	2	2	↔	10
<b>Domestic and Family - Level 1</b>	2025	-	2	-	-	-	-	-	-	-	-	-	-	2	-86%	2
	2024	1	13	3	-	6	23	-	13	1	-	1	5	14	▼	66
<b>Domestic and Family - Level 2</b>	2025	-	-	-	-	-	-	-	-	-	-	-	-	0	-100%	0
	2024	2	4	1	1	1	-	1	1	2	1	1	2	6	▼	17
<b>Felonies and Related Matters</b>	2025	102	35	-	-	-	-	-	-	-	-	-	-	137	-24%	137
	2024	124	56	76	152	85	68	136	81	67	96	57	51	180	▼	1,049
<b>General Civil - Level 1</b>	2025	1	-	-	-	-	-	-	-	-	-	-	-	1	0%	1
	2024	-	1	1	1	-	-	1	1	-	-	-	2	1	↔	7
<b>General Civil - Level 2</b>	2025	2	3	-	-	-	-	-	-	-	-	-	-	5	-55%	5
	2024	3	8	2	2	2	2	2	2	3	6	3	-	11	▼	35
<b>General Civil - Level 3</b>	2025	1	2	-	-	-	-	-	-	-	-	-	-	3	-50%	3
	2024	5	1	7	4	2	5	3	3	8	4	3	2	6	▼	47
<b>Miscellaneous Civil</b>	2025	92	65	-	-	-	-	-	-	-	-	-	-	157	14%	157
	2024	75	63	80	50	69	51	47	52	59	58	62	46	138	▲	712
<b>Misdemeanor</b>	2025	41	8	-	-	-	-	-	-	-	-	-	-	49	-16%	49
	2024	40	18	30	61	29	20	37	21	28	34	16	17	58	▼	351
<b>Other</b>	2025	2	-	-	-	-	-	-	-	-	-	-	-	2	100%	2
	2024	1	-	-	-	1	-	-	-	2	-	-	-	1	▲	4
<b>Other Criminally Related Matters</b>	2025	4	4	-	-	-	-	-	-	-	-	-	-	8	700%	8
	2024	-	1	8	4	1	2	-	-	-	3	-	3	1	▲	22
<b>Probates/Wills &amp; Trusts - Level 1</b>	2025	-	-	-	-	-	-	-	-	-	-	-	-	0	-100%	0
	2024	-	1	-	-	-	-	-	-	-	-	-	-	1	▼	1
<b>Probates/Wills &amp; Trusts - Level 2</b>	2025	-	-	-	-	-	-	-	-	-	-	-	-	0	-100%	0
	2024	1	-	2	-	3	-	-	-	3	1	-	-	1	▼	10
<b>Protective Orders</b>	2025	-	-	-	-	-	-	-	-	-	-	-	-	0	-100%	0
	2024	-	2	1	-	-	2	-	-	2	-	-	-	2	▼	7
<b>Uncontested Divorce</b>	2025	-	3	-	-	-	-	-	-	-	-	-	-	3	-70%	3
	2024	3	7	2	1	5	1	1	4	4	3	3	1	10	▼	35

This report reflects the case management system. Numbers will update as reports are refreshed and posted. The case types reported may not necessitate judicial involvement.

Dashboard		Monthly Filings Summary		Jan --- Feb Filings	
<b>Court:</b> Dickenson Circuit	<b>Circuit/Court ID:</b> 29 229051				
<b>Start/End Date:</b> Jan-24 / Feb-25	<b>Type of Case:</b> Filings				
<b>2024 Average Month:</b> 110	<b>2025 Average Month:</b> 102				
<b>Jan-Feb 2024:</b> 200	<b>Jan-Feb 2025 :</b> 203				
<b>Filings Trending:</b> ↔	<b>Overall AVG. Month:</b> 109				

Filings by Division																
Divisions		Jan	Feb	Mar	Apr	May	Jun	Jul	Aug	Sep	Oct	Nov	Dec	Thru Feb	% Change	Total
<b>Total</b>	2025	102	101	-	-	-	-	-	-	-	-	-	-	203	2%	203
	2024	101	99	163	119	121	188	95	90	102	86	69	89	200	▲	1,322
<b>Civil</b>	2025	8	10	-	-	-	-	-	-	-	-	-	-	18	-5%	18
	2024	6	13	10	12	13	16	11	14	8	8	8	13	19	▼	132
<b>Criminal</b>	2025	35	47	-	-	-	-	-	-	-	-	-	-	82	17%	82
	2024	44	26	80	50	33	136	41	23	40	34	10	29	70	▲	546
<b>Concealed Handgun Permits</b>	2025	39	30	-	-	-	-	-	-	-	-	-	-	69	-3%	69
	2024	38	33	48	42	46	15	27	39	33	38	39	34	71	▼	432
<b>Miscellaneous/ Other</b>	2025	20	14	-	-	-	-	-	-	-	-	-	-	34	-8%	34
	2024	11	26	25	15	29	21	16	14	21	6	12	13	37	▼	209
<b>Civil</b>	2025	-	-	-	-	-	-	-	-	-	-	-	-	0	-100%	0
	2024	2	1	-	-	-	-	-	-	-	-	-	-	3	▼	3

Filings by Case Category																
Case Categories		Jan	Feb	Mar	Apr	May	Jun	Jul	Aug	Sep	Oct	Nov	Dec	Thru Feb	% Change	Total
<b>Administrative Law</b>	2025	-	-	-	-	-	-	-	-	-	-	-	-	0	0	0
	2024	-	-	1	-	-	-	1	-	-	-	-	-	0	↔	2
<b>Contested Divorce</b>	2025	1	3	-	-	-	-	-	-	-	-	-	-	4	33%	4
	2024	-	3	1	2	2	1	1	-	1	2	2	-	3	▲	15
<b>Domestic and Family - Level 1</b>	2025	-	2	-	-	-	-	-	-	-	-	-	-	2	100%	2
	2024	-	1	-	1	1	5	-	1	4	1	-	2	1	▲	16
<b>Domestic and Family - Level 2</b>	2025	4	-	-	-	-	-	-	-	-	-	-	-	4	300%	4
	2024	-	1	1	1	1	-	-	1	-	-	-	4	1	▲	9
<b>Felonies and Related Matters</b>	2025	33	40	-	-	-	-	-	-	-	-	-	-	73	11%	73
	2024	44	22	76	48	26	113	36	21	33	25	8	21	66	▲	473
<b>General Civil - Level 2</b>	2025	-	-	-	-	-	-	-	-	-	-	-	-	0	-100%	0
	2024	2	2	1	2	1	3	2	1	-	-	-	-	4	▼	14
<b>General Civil - Level 3</b>	2025	-	1	-	-	-	-	-	-	-	-	-	-	1	-80%	1
	2024	3	2	4	1	2	-	1	5	1	1	3	1	5	▼	24
<b>Miscellaneous Civil</b>	2025	44	35	-	-	-	-	-	-	-	-	-	-	79	-7%	79
	2024	43	42	54	46	58	22	29	46	37	41	46	35	85	▼	499
<b>Misdemeanor</b>	2025	2	5	-	-	-	-	-	-	-	-	-	-	7	75%	7
	2024	-	4	4	2	5	21	5	-	6	7	2	8	4	▲	64
<b>Other</b>	2025	15	9	-	-	-	-	-	-	-	-	-	-	24	0%	24
	2024	6	18	18	10	18	13	14	6	17	3	6	12	24	↔	141
<b>Other Criminally Related Matters</b>	2025	-	2	-	-	-	-	-	-	-	-	-	-	2	2	2
	2024	-	-	-	-	2	2	-	2	1	2	-	-	0	↔	9
<b>Probates/Wills &amp; Trusts - Level 1</b>	2025	-	-	-	-	-	-	-	-	-	-	-	-	0	0	0
	2024	-	-	-	-	-	2	-	-	-	-	-	-	0	↔	2
<b>Probates/Wills &amp; Trusts - Level 2</b>	2025	1	2	-	-	-	-	-	-	-	-	-	-	3	3	3
	2024	-	-	1	-	-	-	1	-	1	1	-	2	0	↔	6
<b>Protective Orders</b>	2025	-	-	-	-	-	-	-	-	-	-	-	-	0	0	0
	2024	-	-	-	-	-	1	1	1	-	-	-	1	0	↔	4
<b>Uncontested Divorce</b>	2025	2	2	-	-	-	-	-	-	-	-	-	-	4	-43%	4
	2024	3	4	2	6	5	5	4	6	1	3	2	3	7	▼	44

This report reflects the case management system. Numbers will update as reports are refreshed and posted. The case types reported may not necessitate judicial involvement.

Dashboard		Monthly Filings Summary		Jan --- Feb Filings					
<p><b>Court:</b> Russell Circuit  <b>Start/End Date:</b> Jan-24 / Feb-25  <b>2024 Average Month:</b> 238  <b>Jan-Feb 2024:</b> 509  <b>Filings Trending:</b> ▼</p>	<p><b>Circuit/Court ID:</b> 29 229167  <b>Type of Case:</b> Filings  <b>2025 Average Month:</b> 203  <b>Jan-Feb 2025 :</b> 405  <b>Overall AVG. Month:</b> 233</p>	<p style="text-align: center; font-weight: bold; color: white;">Jan 24 - Feb 25</p>		<table border="1" style="margin: auto;"> <tr> <td style="text-align: center; width: 50px;">405</td> <td style="text-align: center; width: 50px;">509</td> </tr> <tr> <td style="text-align: center;">2025</td> <td style="text-align: center;">2024</td> </tr> </table>		405	509	2025	2024
405	509								
2025	2024								

Filings by Division																	
Divisions		Jan	Feb	Mar	Apr	May	Jun	Jul	Aug	Sep	Oct	Nov	Dec	Thru Feb	% Change	Total	
<b>Total</b>	2025	232	173	-	-	295	249	196	200	213	205	226	300	201	405	-20%	405
	2024	218	291	261	295	249	196	200	213	205	226	300	201	509	▼	2,855	
<b>Civil</b>	2025	17	20	-	-	-	-	-	-	-	-	-	-	37	-10%	37	
	2024	15	26	18	34	16	25	20	22	22	28	24	19	41	▼	269	
<b>Criminal</b>	2025	81	44	-	-	-	-	-	-	-	-	-	-	125	-49%	125	
	2024	101	146	106	110	82	58	71	75	97	55	183	87	247	▼	1,171	
<b>Concealed Handgun Permits</b>	2025	82	68	-	-	-	-	-	-	-	-	-	-	150	-9%	150	
	2024	71	94	107	102	100	77	78	82	54	102	61	66	165	▼	994	
<b>Miscellaneous/ Other</b>	2025	52	38	-	-	-	-	-	-	-	-	-	-	90	61%	90	
	2024	31	25	30	49	51	36	31	34	32	41	32	29	56	▲	421	
<b>Civil</b>	2025	-	3	-	-	-	-	-	-	-	-	-	-	3	3	3	
	2024	-	-	-	-	-	-	-	-	-	-	-	-	0	↔	0	

Filings by Case Category																
Case Categories		Jan	Feb	Mar	Apr	May	Jun	Jul	Aug	Sep	Oct	Nov	Dec	Thru Feb	% Change	Total
<b>Administrative Law</b>	2025	1	-	-	-	-	-	-	-	-	-	-	-	1	1	1
	2024	-	-	-	-	-	-	-	-	-	-	-	-	0	↔	0
<b>Contested Divorce</b>	2025	1	1	-	-	-	-	-	-	-	-	-	-	2	-33%	2
	2024	1	2	1	5	1	3	1	1	2	3	4	1	3	▼	25
<b>Domestic and Family - Level 1</b>	2025	1	-	-	-	-	-	-	-	-	-	-	-	1	-90%	1
	2024	7	3	-	4	-	3	2	3	3	-	3	3	10	▼	31
<b>Domestic and Family - Level 2</b>	2025	6	1	-	-	-	-	-	-	-	-	-	-	7	250%	7
	2024	1	1	2	-	3	3	-	3	-	7	2	2	2	▲	24
<b>Felonies and Related Matters</b>	2025	67	25	-	-	-	-	-	-	-	-	-	-	92	-51%	92
	2024	67	122	98	77	56	49	52	52	67	36	121	57	189	▼	854
<b>General Civil - Level 1</b>	2025	-	-	-	-	-	-	-	-	-	-	-	-	0	0	0
	2024	-	-	-	-	-	2	-	-	-	-	-	-	0	↔	2
<b>General Civil - Level 2</b>	2025	2	3	-	-	-	-	-	-	-	-	-	-	5	0%	5
	2024	1	4	3	6	2	3	2	3	1	3	1	1	5	↔	30
<b>General Civil - Level 3</b>	2025	2	3	-	-	-	-	-	-	-	-	-	-	5	-29%	5
	2024	3	4	3	5	3	6	5	4	7	7	7	3	7	▼	57
<b>Miscellaneous Civil</b>	2025	92	75	-	-	-	-	-	-	-	-	-	-	167	-8%	167
	2024	80	101	117	116	114	86	84	92	62	110	67	76	181	▼	1,105
<b>Misdemeanor</b>	2025	8	16	-	-	-	-	-	-	-	-	-	-	24	-54%	24
	2024	32	20	4	32	24	9	15	21	27	13	60	29	52	▼	286
<b>Other</b>	2025	39	34	-	-	-	-	-	-	-	-	-	-	73	83%	73
	2024	22	18	20	35	37	27	23	22	24	31	26	20	40	▲	305
<b>Other Criminally Related Matters</b>	2025	6	3	-	-	-	-	-	-	-	-	-	-	9	50%	9
	2024	2	4	5	1	2	-	4	2	4	7	3	1	6	▲	35
<b>Probates/Wills &amp; Trusts - Level 2</b>	2025	-	2	-	-	-	-	-	-	-	-	-	-	2	-33%	2
	2024	2	1	-	4	-	2	1	3	1	3	3	1	3	▼	21
<b>Uncontested Divorce</b>	2025	7	10	-	-	-	-	-	-	-	-	-	-	17	55%	17
	2024	-	11	8	10	7	3	11	7	7	6	3	7	11	▲	80


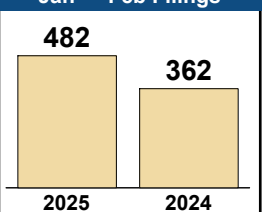
This report reflects the case management system. Numbers will update as reports are refreshed and posted. The case types reported may not necessitate judicial involvement.

Dashboard		Monthly Filings Summary		Jan --- Feb Filings	
<b>Court:</b> Tazewell Circuit	<b>Circuit/Court ID:</b> 29 229185				
<b>Start/End Date:</b> Jan-24 / Feb-25	<b>Type of Case:</b> Filings				
<b>2024 Average Month:</b> 474	<b>2025 Average Month:</b> 567				
<b>Jan-Feb 2024:</b> 915	<b>Jan-Feb 2025 :</b> 1,134				
<b>Filings Trending:</b> ▲	<b>Overall AVG. Month:</b> 487				

Filings by Division																
Divisions		Jan	Feb	Mar	Apr	May	Jun	Jul	Aug	Sep	Oct	Nov	Dec	Thru Feb	% Change	Total
<b>Total</b>	2025	827	307	-	-	-	-	-	-	-	-	-	-	1,134	24%	1,134
	2024	430	485	663	424	566	476	522	478	523	354	385	384	915	▲	5,690
<b>Civil</b>	2025	67	35	-	-	-	-	-	-	-	-	-	-	102	36%	102
	2024	28	47	48	48	35	32	35	43	27	36	42	42	75	▲	463
<b>Criminal</b>	2025	607	136	-	-	-	-	-	-	-	-	-	-	743	52%	743
	2024	250	240	394	156	339	310	294	293	355	158	220	179	490	▲	3,188
<b>Concealed Handgun Permits</b>	2025	103	106	-	-	-	-	-	-	-	-	-	-	209	-13%	209
	2024	94	146	168	147	131	84	131	97	101	112	93	105	240	▼	1,409
<b>Miscellaneous/ Other</b>	2025	50	29	-	-	-	-	-	-	-	-	-	-	79	-28%	79
	2024	58	51	52	73	59	50	60	43	39	48	28	57	109	▼	618
<b>Civil</b>	2025	-	1	-	-	-	-	-	-	-	-	-	-	1	0%	1
	2024	-	1	1	-	-	2	-	2	1	-	2	1	1	↔	12

Filings by Case Category																
Case Categories		Jan	Feb	Mar	Apr	May	Jun	Jul	Aug	Sep	Oct	Nov	Dec	Thru Feb	% Change	Total
<b>Administrative Law</b>	2025	-	1	-	-	-	-	-	-	-	-	-	-	1	1	1
	2024	-	-	-	-	-	-	1	2	1	-	-	-	0	↔	4
<b>Contested Divorce</b>	2025	7	5	-	-	-	-	-	-	-	-	-	-	12	71%	12
	2024	4	3	5	3	8	4	6	6	3	4	2	6	7	▲	54
<b>Domestic and Family - Level 1</b>	2025	9	5	-	-	-	-	-	-	-	-	-	-	14	17%	14
	2024	-	12	20	8	-	1	2	2	1	-	4	6	12	▲	56
<b>Domestic and Family - Level 2</b>	2025	3	4	-	-	-	-	-	-	-	-	-	-	7	-13%	7
	2024	2	6	4	3	3	2	3	2	3	5	7	5	8	▼	45
<b>Felonies and Related Matters</b>	2025	523	98	-	-	-	-	-	-	-	-	-	-	621	74%	621
	2024	176	181	270	119	243	262	210	230	288	116	146	123	357	▲	2,364
<b>General Civil - Level 1</b>	2025	1	2	-	-	-	-	-	-	-	-	-	-	3	3	3
	2024	-	-	-	-	-	1	-	-	-	-	-	-	0	↔	1
<b>General Civil - Level 2</b>	2025	7	5	-	-	-	-	-	-	-	-	-	-	12	0%	12
	2024	4	8	4	9	5	5	3	7	4	8	5	8	12	↔	70
<b>General Civil - Level 3</b>	2025	2	2	-	-	-	-	-	-	-	-	-	-	4	-50%	4
	2024	2	6	2	9	4	4	4	3	-	2	4	5	8	▼	45
<b>Miscellaneous Civil</b>	2025	114	114	-	-	-	-	-	-	-	-	-	-	228	-17%	228
	2024	109	166	186	162	165	99	146	117	114	133	104	118	275	▼	1,619
<b>Misdemeanor</b>	2025	104	36	-	-	-	-	-	-	-	-	-	-	140	10%	140
	2024	72	55	122	36	95	43	84	60	67	41	73	56	127	▲	804
<b>Other</b>	2025	41	23	-	-	-	-	-	-	-	-	-	-	64	-18%	64
	2024	45	33	33	57	30	33	48	26	28	26	19	45	78	▼	423
<b>Other Criminally Related Matters</b>	2025	1	2	-	-	-	-	-	-	-	-	-	-	3	-57%	3
	2024	3	4	6	1	2	5	3	4	-	3	5	1	7	▼	37
<b>Probates/Wills &amp; Trusts - Level 1</b>	2025	2	-	-	-	-	-	-	-	-	-	-	-	2	2	2
	2024	-	-	-	-	-	1	-	1	-	2	-	-	0	↔	4
<b>Probates/Wills &amp; Trusts - Level 2</b>	2025	2	3	-	-	-	-	-	-	-	-	-	-	5	-29%	5
	2024	4	3	4	7	2	3	3	4	2	1	5	5	7	▼	43
<b>Protective Orders</b>	2025	-	-	-	-	-	-	-	-	-	-	-	-	0	0	0
	2024	-	-	-	-	-	-	-	2	-	-	-	-	0	↔	2
<b>Uncontested Divorce</b>	2025	11	7	-	-	-	-	-	-	-	-	-	-	18	6%	18
	2024	9	8	7	10	9	13	9	12	12	13	11	6	17	▲	119

This report reflects the case management system. Numbers will update as reports are refreshed and posted. The case types reported may not necessitate judicial involvement.

Dashboard	Monthly Filings Summary	Jan --- Feb Filings
<p><b>Court:</b> Lee Circuit  <b>Start/End Date:</b> Jan-24 / Feb-25  <b>2024 Average Month:</b> 190  <b>Jan-Feb 2024:</b> 362  <b>Filings Trending:</b> ▲</p>	<p><b>Circuit/Court ID:</b> 30 230105  <b>Type of Case:</b> Filings  <b>2025 Average Month:</b> 241  <b>Jan-Feb 2025 :</b> 482  <b>Overall AVG. Month:</b> 197</p> 	<p style="text-align: center; font-size: 24pt; font-weight: bold;">482</p>  <p style="text-align: center; font-weight: bold;">362</p> <p style="text-align: center;">2025      2024</p>

Filings by Division																
Divisions		Jan	Feb	Mar	Apr	May	Jun	Jul	Aug	Sep	Oct	Nov	Dec	Thru Feb	% Change	Total
<b>Total</b>	2025	183	299	-	-	-	-	-	-	-	-	-	-	482	33%	482
	2024	103	259	221	213	170	216	175	177	211	203	163	167	362	▲	2,278
<b>Civil</b>	2025	9	17	-	-	-	-	-	-	-	-	-	-	26	-30%	26
	2024	14	23	22	25	24	24	20	13	12	20	17	20	37	▼	234
<b>Criminal</b>	2025	110	216	-	-	-	-	-	-	-	-	-	-	326	76%	326
	2024	42	143	135	129	75	144	97	113	144	101	107	100	185	▲	1,330
<b>Concealed Handgun Permits</b>	2025	57	60	-	-	-	-	-	-	-	-	-	-	117	10%	117
	2024	34	72	44	34	50	37	39	33	40	64	33	35	106	▲	515
<b>Miscellaneous/ Other</b>	2025	7	6	-	-	-	-	-	-	-	-	-	-	13	-62%	13
	2024	13	21	20	25	21	11	19	16	15	18	6	11	34	▼	196
<b>Civil</b>	2025	-	-	-	-	-	-	-	-	-	-	-	-	0	0	0
	2024	-	-	-	-	-	-	-	2	-	-	-	-	1	0	3

Filings by Case Category																
Case Categories		Jan	Feb	Mar	Apr	May	Jun	Jul	Aug	Sep	Oct	Nov	Dec	Thru Feb	% Change	Total
<b>Administrative Law</b>	2025	-	-	-	-	-	-	-	-	-	-	-	-	0	0	0
	2024	-	-	-	-	-	-	-	-	-	1	-	-	0	↔	1
<b>Contested Divorce</b>	2025	-	2	-	-	-	-	-	-	-	-	-	-	2	-33%	2
	2024	-	3	2	2	1	4	1	1	3	4	3	-	3	▼	24
<b>Domestic and Family - Level 1</b>	2025	-	-	-	-	-	-	-	-	-	-	-	-	0	-100%	0
	2024	2	4	1	-	1	2	1	-	-	1	-	12	6	▼	24
<b>Domestic and Family - Level 2</b>	2025	-	2	-	-	-	-	-	-	-	-	-	-	2	-33%	2
	2024	-	3	2	6	6	4	3	3	3	3	2	1	3	▼	36
<b>Felonies and Related Matters</b>	2025	77	180	-	-	-	-	-	-	-	-	-	-	257	80%	257
	2024	26	117	116	99	54	132	85	94	128	73	92	85	143	▲	1,101
<b>General Civil - Level 1</b>	2025	-	-	-	-	-	-	-	-	-	-	-	-	0	-100%	0
	2024	1	-	-	-	-	1	1	-	-	-	-	1	-	▼	4
<b>General Civil - Level 2</b>	2025	1	4	-	-	-	-	-	-	-	-	-	-	5	-38%	5
	2024	7	1	4	2	6	1	6	-	-	3	3	-	8	▼	33
<b>General Civil - Level 3</b>	2025	3	4	-	-	-	-	-	-	-	-	-	-	7	75%	7
	2024	1	3	3	1	3	-	2	1	5	2	2	1	4	▲	24
<b>Miscellaneous Civil</b>	2025	65	68	-	-	-	-	-	-	-	-	-	-	133	2%	133
	2024	44	87	55	55	66	48	49	45	46	78	37	42	131	▲	652
<b>Misdemeanor</b>	2025	28	30	-	-	-	-	-	-	-	-	-	-	58	57%	58
	2024	12	25	17	29	20	8	11	14	16	23	16	12	37	▲	203
<b>Other</b>	2025	-	-	-	-	-	-	-	-	-	-	-	-	0	-100%	0
	2024	4	6	10	9	6	3	9	8	6	4	2	3	10	▼	70
<b>Other Criminally Related Matters</b>	2025	5	6	-	-	-	-	-	-	-	-	-	-	11	120%	11
	2024	4	1	3	1	1	4	1	5	-	5	-	3	5	▲	28
<b>Probates/Wills &amp; Trusts - Level 2</b>	2025	4	1	-	-	-	-	-	-	-	-	-	-	5	67%	5
	2024	-	3	2	2	2	4	1	-	-	2	2	4	3	▲	22
<b>Protective Orders</b>	2025	-	-	-	-	-	-	-	-	-	-	-	-	0	0	0
	2024	-	-	-	-	-	-	-	-	-	-	-	2	0	↔	2
<b>Uncontested Divorce</b>	2025	-	2	-	-	-	-	-	-	-	-	-	-	2	-75%	2
	2024	2	6	6	7	4	5	5	6	4	4	3	2	8	▼	54

This report reflects the case management system. Numbers will update as reports are refreshed and posted. The case types reported may not necessitate judicial involvement.



# CPSS-CCMS-10.01 CASELOAD STATISTICS OF THE CIRCUIT COURTS

Scott

January 2024 -- February 2025 Filings


Alexandria and Fairfax Circuit are not Included in State Totals.

## Dashboard

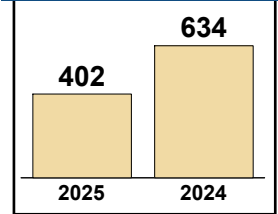
**Court:** Scott Circuit  
**Start/End Date:** Jan-24 / Feb-25  
**2024 Average Month:** 286  
**Jan-Feb 2024:** 634  
**Filings Trending:** ▼

**Circuit/Court ID:** 30 230169  
**Type of Case:** Filings  
**2025 Average Month:** 201  
**Jan-Feb 2025 :** 402  
**Overall AVG. Month:** 274

## Monthly Filings Summary



## Jan --- Feb Filings



## Filings by Division

Divisions		Jan	Feb	Mar	Apr	May	Jun	Jul	Aug	Sep	Oct	Nov	Dec	Thru Feb	% Change	Total
<b>Total</b>	2025	185	217	-	-	-	-	-	-	-	-	-	-	402	-37%	402
	2024	336	298	443	185	371	177	369	222	296	262	254	223	634	▼	3,436
<b>Civil</b>	2025	7	17	-	-	-	-	-	-	-	-	-	-	24	-27%	24
	2024	15	18	16	12	22	13	19	12	12	27	15	14	33	▼	195
<b>Criminal</b>	2025	107	144	-	-	-	-	-	-	-	-	-	-	251	-44%	251
	2024	234	211	303	94	271	104	277	144	240	158	181	154	445	▼	2,371
<b>Concealed Handgun Permits</b>	2025	58	47	-	-	-	-	-	-	-	-	-	-	105	-16%	105
	2024	66	59	111	64	65	51	51	57	33	65	48	48	125	▼	718
<b>Miscellaneous/ Other</b>	2025	13	8	-	-	-	-	-	-	-	-	-	-	21	-25%	21
	2024	19	9	13	15	12	9	22	9	11	12	10	7	28	▼	148
<b>Civil</b>	2025	-	1	-	-	-	-	-	-	-	-	-	-	1	-67%	1
	2024	2	1	-	-	1	-	-	-	-	-	-	-	3	▼	4

## Filings by Case Category

Case Categories		Jan	Feb	Mar	Apr	May	Jun	Jul	Aug	Sep	Oct	Nov	Dec	Thru Feb	% Change	Total
<b>Aggravated Murder</b>	2025	-	1	-	-	-	-	-	-	-	-	-	-	1	0%	1
	2024	-	1	-	-	-	-	-	-	-	-	-	-	1	↔	1
<b>Contested Divorce</b>	2025	-	2	-	-	-	-	-	-	-	-	-	-	2	100%	2
	2024	-	1	2	1	2	1	4	-	4	2	4	1	1	▲	22
<b>Domestic and Family - Level 1</b>	2025	1	3	-	-	-	-	-	-	-	-	-	-	4	-33%	4
	2024	2	4	3	-	2	-	-	-	-	8	1	1	6	▼	21
<b>Domestic and Family - Level 2</b>	2025	-	1	-	-	-	-	-	-	-	-	-	-	1	0%	1
	2024	-	1	2	2	1	-	1	2	-	1	1	1	1	↔	12
<b>Felonies and Related Matters</b>	2025	94	95	-	-	-	-	-	-	-	-	-	-	189	-42%	189
	2024	175	150	239	62	199	85	193	102	202	116	137	118	325	▼	1,778
<b>General Civil - Level 1</b>	2025	-	-	-	-	-	-	-	-	-	-	-	-	0	0	0
	2024	-	-	-	1	-	1	-	-	-	-	1	-	1	↔	4
<b>General Civil - Level 2</b>	2025	1	1	-	-	-	-	-	-	-	-	-	-	2	-71%	2
	2024	4	3	2	2	5	4	6	2	-	4	1	1	7	▼	34
<b>General Civil - Level 3</b>	2025	2	2	-	-	-	-	-	-	-	-	-	-	4	4	4
	2024	-	-	2	4	1	6	4	5	2	6	1	2	0	↔	33
<b>Miscellaneous Civil</b>	2025	70	55	-	-	-	-	-	-	-	-	-	-	125	-17%	125
	2024	84	67	120	74	75	57	70	64	42	75	57	56	151	▼	841
<b>Misdemeanor</b>	2025	11	46	-	-	-	-	-	-	-	-	-	-	57	-51%	57
	2024	58	58	63	26	68	15	73	41	35	39	41	32	116	▼	549
<b>Other</b>	2025	1	1	-	-	-	-	-	-	-	-	-	-	2	-50%	2
	2024	2	2	1	3	3	-	-	-	1	2	2	-	4	▼	16
<b>Other Criminally Related Matters</b>	2025	2	2	-	-	-	-	-	-	-	-	-	-	4	33%	4
	2024	1	2	1	6	4	4	11	1	5	3	3	4	3	▲	45
<b>Probates/Wills &amp; Trusts - Level 2</b>	2025	1	3	-	-	-	-	-	-	-	-	-	-	4	0%	4
	2024	1	3	-	2	7	1	2	-	-	-	3	-	4	↔	19
<b>Uncontested Divorce</b>	2025	2	5	-	-	-	-	-	-	-	-	-	-	7	-53%	7
	2024	9	6	8	2	4	3	5	5	5	5	3	6	15	▼	61

This report reflects the case management system. Numbers will update as reports are refreshed and posted. The case types reported may not necessitate judicial involvement.

# CPSS-CCMS-10.01 CASELOAD STATISTICS OF THE CIRCUIT COURTS

January 2024 -- February 2025 Filings

Alexandria and Fairfax Circuit are not Included in State Totals.

Dashboard		Monthly Filings Summary		Jan --- Feb Filings					
<p><b>Court:</b> Wise Circuit  <b>Start/End Date:</b> Jan-24 / Feb-25  <b>2024 Average Month:</b> 309  <b>Jan-Feb 2024:</b> 665  <b>Filings Trending:</b> ↔</p>	<p><b>Circuit/Court ID:</b> 30 230195  <b>Type of Case:</b> Filings  <b>2025 Average Month:</b> 339  <b>Jan-Feb 2025 :</b> 678  <b>Overall AVG. Month:</b> 313</p>			<table border="1" style="margin: auto;"> <tr> <td style="text-align: center; font-weight: bold; font-size: 1.2em;">678</td> <td style="text-align: center; font-weight: bold; font-size: 1.2em;">665</td> </tr> <tr> <td style="text-align: center; width: 50px;">2025</td> <td style="text-align: center; width: 50px;">2024</td> </tr> </table>		678	665	2025	2024
678	665								
2025	2024								

Filings by Division																
Divisions		Jan	Feb	Mar	Apr	May	Jun	Jul	Aug	Sep	Oct	Nov	Dec	Thru Feb	% Change	Total
<b>Total</b>	2025	394	284	-	-	-	-	-	-	-	-	-	-	678	2%	678
	2024	279	386	368	450	282	238	282	228	434	273	226	258	665	▲	3,704
<b>Civil</b>	2025	44	24	-	-	-	-	-	-	-	-	-	-	68	-6%	68
	2024	21	51	25	79	45	35	34	26	19	40	28	25	72	▼	428
<b>Criminal</b>	2025	225	147	-	-	-	-	-	-	-	-	-	-	372	-2%	372
	2024	160	220	208	234	133	89	154	97	343	130	116	170	380	▼	2,054
<b>Concealed Handgun Permits</b>	2025	96	82	-	-	-	-	-	-	-	-	-	-	178	10%	178
	2024	72	90	104	95	70	77	66	68	54	73	59	41	162	▲	869
<b>Miscellaneous/ Other</b>	2025	29	31	-	-	-	-	-	-	-	-	-	-	60	18%	60
	2024	26	25	31	42	34	37	28	37	18	30	23	22	51	▲	353

Filings by Case Category																
Case Categories		Jan	Feb	Mar	Apr	May	Jun	Jul	Aug	Sep	Oct	Nov	Dec	Thru Feb	% Change	Total
<b>Administrative Law</b>	2025	-	-	-	-	-	-	-	-	-	-	-	-	0	-100%	0
	2024	-	1	-	-	-	-	-	-	-	-	-	-	1	▼	1
<b>Aggravated Murder</b>	2025	-	-	-	-	-	-	-	-	-	-	-	-	0	0	0
	2024	-	-	-	-	1	-	-	-	-	-	-	1	0	↔	2
<b>Contested Divorce</b>	2025	4	1	-	-	-	-	-	-	-	-	-	-	5	-38%	5
	2024	1	7	7	5	7	3	5	3	2	2	3	4	8	▼	49
<b>Domestic and Family - Level 1</b>	2025	15	-	-	-	-	-	-	-	-	-	-	-	15	-21%	15
	2024	9	10	3	11	17	9	3	3	1	21	1	5	19	▼	93
<b>Domestic and Family - Level 2</b>	2025	3	5	-	-	-	-	-	-	-	-	-	-	8	0%	8
	2024	2	6	2	4	4	4	5	1	2	-	2	1	8	↔	33
<b>Felonies and Related Matters</b>	2025	189	119	-	-	-	-	-	-	-	-	-	-	308	-3%	308
	2024	127	192	125	207	96	66	123	82	315	97	65	145	319	▼	1,640
<b>General Civil - Level 1</b>	2025	-	-	-	-	-	-	-	-	-	-	-	-	0	-100%	0
	2024	-	1	-	-	-	-	-	-	-	-	2	2	1	▼	5
<b>General Civil - Level 2</b>	2025	12	6	-	-	-	-	-	-	-	-	-	-	18	64%	18
	2024	4	7	6	14	13	13	11	16	4	12	13	5	11	▲	118
<b>General Civil - Level 3</b>	2025	5	3	-	-	-	-	-	-	-	-	-	-	8	14%	8
	2024	3	4	5	6	6	9	10	7	4	6	6	2	7	▲	68
<b>Miscellaneous Civil</b>	2025	116	107	-	-	-	-	-	-	-	-	-	-	223	12%	223
	2024	91	109	128	116	87	92	78	85	65	89	71	56	200	▲	1,067
<b>Misdemeanor</b>	2025	35	26	-	-	-	-	-	-	-	-	-	-	61	5%	61
	2024	33	25	82	61	34	23	32	15	28	31	50	24	58	▲	438
<b>Other</b>	2025	1	-	-	-	-	-	-	-	-	-	-	-	1	-75%	1
	2024	2	2	-	4	4	6	1	-	3	2	1	-	4	▼	25
<b>Other Criminally Related Matters</b>	2025	1	2	-	-	-	-	-	-	-	-	-	-	3	-25%	3
	2024	-	4	1	5	4	1	2	2	3	2	1	3	4	▼	28
<b>Probates/Wills &amp; Trusts - Level 1</b>	2025	-	-	-	-	-	-	-	-	-	-	-	-	0	-100%	0
	2024	-	1	-	-	1	-	-	-	-	-	-	-	1	▼	2
<b>Probates/Wills &amp; Trusts - Level 2</b>	2025	-	3	-	-	-	-	-	-	-	-	-	-	3	-40%	3
	2024	2	3	-	2	1	-	4	5	1	2	3	3	5	▼	26
<b>Protective Orders</b>	2025	-	-	-	-	-	-	-	-	-	-	-	-	0	0	0
	2024	-	-	-	-	-	-	-	-	1	-	1	1	0	↔	3
<b>Uncontested Divorce</b>	2025	13	12	-	-	-	-	-	-	-	-	-	-	25	32%	25
	2024	5	14	9	15	7	12	8	9	5	7	7	8	19	▲	106

This report reflects the case management system. Numbers will update as reports are refreshed and posted. The case types reported may not necessitate judicial involvement.

# CPSS-CCMS-10.01 CASELOAD STATISTICS OF THE CIRCUIT COURTS

Prince William

January 2024 -- February 2025 Filings

Alexandria and Fairfax Circuit are not Included in State Totals.

Dashboard		Monthly Filings Summary		Jan --- Feb Filings	
<b>Court:</b> Prince William Circuit	<b>Circuit/Court ID:</b> 31 231153				
<b>Start/End Date:</b> Jan-24 / Feb-25	<b>Type of Case:</b> Filings				
<b>2024 Average Month:</b> 1,703	<b>2025 Average Month:</b> 1,751				
<b>Jan-Feb 2024:</b> 3,505	<b>Jan-Feb 2025 :</b> 3,502				
<b>Filings Trending:</b> ↔	<b>Overall AVG. Month:</b> 1,710				

Filings by Division																
Divisions		Jan	Feb	Mar	Apr	May	Jun	Jul	Aug	Sep	Oct	Nov	Dec	Thru Feb	% Change	Total
<b>Total</b>	2025	1,749	1,753	-	-	-	-	-	-	-	-	-	-	3,502	0%	3,502
	2024	1,636	1,869	1,808	1,807	1,662	1,612	1,580	1,752	1,593	1,775	1,770	1,575	3,505	▼	20,439
<b>Civil</b>	2025	309	303	-	-	-	-	-	-	-	-	-	-	612	-2%	612
	2024	254	372	403	289	296	311	276	362	311	367	387	268	626	▼	3,896
<b>Criminal</b>	2025	306	368	-	-	-	-	-	-	-	-	-	-	674	-11%	674
	2024	326	434	361	540	406	359	338	374	368	343	443	343	760	▼	4,635
<b>Concealed Handgun Permits</b>	2025	598	559	-	-	-	-	-	-	-	-	-	-	1,157	12%	1,157
	2024	505	528	565	461	449	414	405	488	445	531	435	504	1,033	▲	5,730
<b>Miscellaneous/ Other</b>	2025	524	519	-	-	-	-	-	-	-	-	-	-	1,043	-3%	1,043
	2024	544	533	471	511	502	525	553	521	465	527	498	452	1,077	▼	6,102
<b>Civil</b>	2025	12	4	-	-	-	-	-	-	-	-	-	-	16	78%	16
	2024	7	2	8	6	9	3	8	7	4	7	7	8	9	▲	76

Filings by Case Category																
Case Categories		Jan	Feb	Mar	Apr	May	Jun	Jul	Aug	Sep	Oct	Nov	Dec	Thru Feb	% Change	Total
<b>Administrative Law</b>	2025	3	3	-	-	-	-	-	-	-	-	-	-	6	50%	6
	2024	1	3	1	1	3	3	2	4	2	7	2	2	4	▲	31
<b>Aggravated Murder</b>	2025	2	-	-	-	-	-	-	-	-	-	-	-	2	100%	2
	2024	1	-	1	-	-	-	-	-	1	-	-	8	1	▲	11
<b>Contested Divorce</b>	2025	33	32	-	-	-	-	-	-	-	-	-	-	65	2%	65
	2024	31	33	27	37	33	39	36	35	33	29	34	21	64	▲	388
<b>Domestic and Family - Level 1</b>	2025	25	13	-	-	-	-	-	-	-	-	-	-	38	-22%	38
	2024	20	29	38	25	22	18	20	16	37	36	24	22	49	▼	307
<b>Domestic and Family - Level 2</b>	2025	52	43	-	-	-	-	-	-	-	-	-	-	95	-37%	95
	2024	51	99	160	45	49	60	48	83	32	60	118	35	150	▼	840
<b>Felonies and Related Matters</b>	2025	139	216	-	-	-	-	-	-	-	-	-	-	355	1%	355
	2024	175	177	157	267	165	145	149	138	176	149	242	141	352	▲	2,081
<b>General Civil - Level 1</b>	2025	4	2	-	-	-	-	-	-	-	-	-	-	6	100%	6
	2024	1	2	4	2	3	2	2	5	5	1	2	4	3	▲	33
<b>General Civil - Level 2</b>	2025	81	99	-	-	-	-	-	-	-	-	-	-	180	19%	180
	2024	64	87	63	76	78	89	84	106	86	100	78	70	151	▲	981
<b>General Civil - Level 3</b>	2025	16	40	-	-	-	-	-	-	-	-	-	-	56	8%	56
	2024	18	34	31	19	34	17	21	27	18	29	28	25	52	▲	301
<b>Miscellaneous Civil</b>	2025	862	830	-	-	-	-	-	-	-	-	-	-	1,692	16%	1,692
	2024	710	752	808	704	664	688	711	753	663	796	695	732	1,462	▲	8,676
<b>Misdemeanor</b>	2025	95	88	-	-	-	-	-	-	-	-	-	-	183	-10%	183
	2024	87	116	89	115	157	103	100	117	90	111	111	112	203	▼	1,308
<b>Other</b>	2025	262	249	-	-	-	-	-	-	-	-	-	-	511	-16%	511
	2024	325	280	219	248	268	226	228	249	233	257	232	218	605	▼	2,983
<b>Other Criminally Related Matters</b>	2025	79	64	-	-	-	-	-	-	-	-	-	-	143	-34%	143
	2024	65	151	115	162	88	112	90	125	105	84	93	88	216	▼	1,278
<b>Probates/Wills &amp; Trusts - Level 1</b>	2025	2	1	-	-	-	-	-	-	-	-	-	-	3	-57%	3
	2024	3	4	3	3	2	7	2	4	6	4	4	-	7	▼	42
<b>Probates/Wills &amp; Trusts - Level 2</b>	2025	14	7	-	-	-	-	-	-	-	-	-	-	21	5%	21
	2024	12	8	17	11	11	14	13	9	16	21	23	13	20	▲	168
<b>Uncontested Divorce</b>	2025	80	66	-	-	-	-	-	-	-	-	-	-	146	-12%	146
	2024	72	94	75	92	85	89	74	81	90	91	84	84	166	▼	1,011

This report reflects the case management system. Numbers will update as reports are refreshed and posted. The case types reported may not necessitate judicial involvement.