




2024 Overall GRAND TOTAL	Distribution of Caseload	Change*	Percentage (%) of Caseload																																											
<b>1,605,553</b> <sup>+119,680</sup> 8.1% 2024   2023 	<table border="1"> <tr><td>Criminal</td><td>211,312</td><td>13%</td></tr> <tr><td>Traffic</td><td>919,435</td><td>57%</td></tr> <tr><td>Civil</td><td>440,928</td><td>27%</td></tr> <tr><td>Civil Commitments</td><td>33,878</td><td>2%</td></tr> <tr><td><b>GRAND TOTAL</b></td><td><b>1,605,553</b></td><td><b>100%</b></td></tr> </table>	Criminal	211,312	13%	Traffic	919,435	57%	Civil	440,928	27%	Civil Commitments	33,878	2%	<b>GRAND TOTAL</b>	<b>1,605,553</b>	<b>100%</b>	<table border="1"> <tr><td>6.2% ▲</td><td>+12,387</td></tr> <tr><td>9.2% ▲</td><td>+77,427</td></tr> <tr><td>7.0% ▲</td><td>+28,765</td></tr> <tr><td>3.4% ▲</td><td>+1,101</td></tr> <tr><td><b>8.1% ▲</b></td><td><b>+119,680</b></td></tr> </table>	6.2% ▲	+12,387	9.2% ▲	+77,427	7.0% ▲	+28,765	3.4% ▲	+1,101	<b>8.1% ▲</b>	<b>+119,680</b>	<table border="1"> <tr><td></td><td>2023</td><td>2024</td></tr> <tr><td>Criminal</td><td>13.4%</td><td>13.2%</td></tr> <tr><td>Traffic</td><td>56.7%</td><td>57.3%</td></tr> <tr><td>Civil</td><td>27.7%</td><td>27.5%</td></tr> <tr><td>Civil Commitments</td><td>2.2%</td><td>2.1%</td></tr> <tr><td><b>GRAND TOTAL</b></td><td><b>100%</b></td><td><b>100%</b></td></tr> </table>		2023	2024	Criminal	13.4%	13.2%	Traffic	56.7%	57.3%	Civil	27.7%	27.5%	Civil Commitments	2.2%	2.1%	<b>GRAND TOTAL</b>	<b>100%</b>	<b>100%</b>
Criminal	211,312	13%																																												
Traffic	919,435	57%																																												
Civil	440,928	27%																																												
Civil Commitments	33,878	2%																																												
<b>GRAND TOTAL</b>	<b>1,605,553</b>	<b>100%</b>																																												
6.2% ▲	+12,387																																													
9.2% ▲	+77,427																																													
7.0% ▲	+28,765																																													
3.4% ▲	+1,101																																													
<b>8.1% ▲</b>	<b>+119,680</b>																																													
	2023	2024																																												
Criminal	13.4%	13.2%																																												
Traffic	56.7%	57.3%																																												
Civil	27.7%	27.5%																																												
Civil Commitments	2.2%	2.1%																																												
<b>GRAND TOTAL</b>	<b>100%</b>	<b>100%</b>																																												

Dispositions by Division & Code

Division	Case Type Description	Code	Summary	Change	% Change	Absolute Change
<b>Criminal</b>	Misdemeanor	M	120,208	▲	+8.3%	+9,168
	Felony	F	55,440	▲	+0.2%	+127
	Capias	CA	20,622	▲	+12.3%	+2,260
	Show Cause	SC	9,512	▲	+3.1%	+286
	Civil Violation	CV	5,359	▲	+11.8%	+566
	Motion	MO	96	▼	-16.5%	-19
	Restricted Operators License	RL	75	▼	-1.3%	-1
	<b>Total</b>			<b>211,312</b>	<b>▲</b>	<b>6.2%</b>
<b>Traffic</b>	Infraction	I	725,692	▲	+9.6%	+63,719
	Misdemeanor	M	171,678	▲	+7.8%	+12,445
	Capias	CA	7,843	▲	+7.2%	+527
	Show Cause	SC	5,106	▲	+9.7%	+451
	Civil Violation	CV	3,322	▲	+41.7%	+977
	Other	O	2,640	▼	-15.3%	-478
	Felony	F	2,562	▲	+0.4%	+11
	Restricted Operators License	RL	332	▼	-18.8%	-77
	Motion	MO	260	▼	-36.3%	-148
<b>Total</b>			<b>919,435</b>	<b>▲</b>	<b>9.2%</b>	<b>+77,427</b>
<b>Civil</b>	Warrant in Debt	WD	169,748	▲	+24.4%	+33,349
	Garnishment	GA	114,325	▼	-1.8%	-2,085
	Unlawful Detainer	UD	91,676	▲	+0.4%	+410
	Other	OT	13,412	▼	-0.8%	-107
	Preliminary Protective Order	PP	8,322	▲	+2.8%	+230
	Admin License	AL	8,090	▼	-1.0%	-79
	Protective Order	PO	6,342	▲	+7.4%	+435
	Show Cause	SC	4,721	▼	-10.0%	-526
	Detinue	DT	4,577	▼	-14.1%	-751
	Motion for Judgment	MJ	4,249	▼	-15.3%	-765
	Interrogatory	IN	3,863	▲	+4.6%	+170
	Abstract	AJ	3,445	▼	-21.4%	-939
	Bond Forfeiture	BF	2,490	▼	-1.6%	-40
	Impoundment	IM	2,488	▲	+3.4%	+82
	Zoning Violation	ZO	959	▼	-32.8%	-468
	Tenants Assertion	TA	690	▲	+7.5%	+48
	Counter Claim	CC	453	▼	-9.9%	-50
	Overweight	OC	438	▼	-14.3%	-73
	Capias	CA	169	▼	-24.6%	-55
	Petition-Restore Arms	PR	154	▼	-21.0%	-41
	Motor Carrier	MC	136	▼	-3.5%	-5
	Interrogatory-Not	IC	76	▲	+22.6%	+14
	Third Party Claim	TH	38	▲	+18.8%	+6
	Restricted Operators License	RL	30	▼	-26.8%	-11
	Cross Claim	CR	15	▲	+114.3%	+8
	Mechanic's Lien	ML	8	▲	+14.3%	+1
	Petition to Require Blood Test	BT	6	▲	+100.0%	+3
	Detinue Seizure	DZ	5	▲	+400.0%	+4
	Attachment	AT	1	▲	-	+1
	Distress Seizure	DS	1	↔	-	-
	Emergency Substantial Risk Order	SR	1	▼	-50.0%	-1
<b>Total</b>			<b>440,928</b>	<b>▲</b>	<b>7.0%</b>	<b>+28,765</b>
<b>Civil Commitments</b>	Mental Commitment	MC	14,691	▲	+3.9%	+551
	Temporary Detention Order	TD	10,809	▲	+0.9%	+94

\* Compared to same time period as previous year  
 9/12/2024 1:08:16PM

\*\* Case Type Categories are defined in the 2017 Virginia Judicial Workload Assessment  
 Source: SCV-SQL-Information

			Summary	Change	% Change	Absolute Change
<b>Civil Commitments</b>	Emergency Custody Order	EC	5,009	▼	-1.4%	-73
	Other	OT	2,918	▲	+22.8%	+542
	Medical Emergency Temporary Detention Order	MT	248	▼	-3.5%	-9
	Petition	PT	187	▲	+2.7%	+5
	Medical Emergency Custody Order	ME	16	▼	-36.0%	-9
	Total			<b>33,878</b>	▲	<b>3.4%</b>
<b>GRAND TOTAL</b>			<b>1,605,553</b>	▲	8.1%	+119,680

**Dispositions by Major Case Category\*\***

Category	Summary	Change	% Change	Absolute Change
Felony	58,002	▲	+0.2%	+138
Garnishment	118,188	▲	-1.6%	-1,915
General Civil	180,770	▲	+21.2%	+31,651
Infracton/Civil Violation	737,587	▲	+9.6%	+64,706
Involuntary Civil Commitments	3,105	▲	+21.4%	+547
Landlord /Tenant	92,366	▲	+0.5%	+458
Misdemeanor	293,282	▼	+7.7%	+21,056
New to Workload Study	1	▼	-50.0%	-1
Other	107,588	▲	+2.3%	+2,375
Protective Orders	14,664	▲	+4.8%	+665
<b>GRAND TOTAL</b>	<b>1,605,553</b>	▲	8.1%	+119,680

\* Compared to same time period as previous year  
 9/12/2024 1:08:16PM

\*\* Case Type Categories are defined in the 2017 Virginia Judicial Workload Assessment  
 Source: SCV-SQL-Information

2024 Overall GRAND TOTAL		Distribution of Caseload			Change*		Percentage (%) of Caseload		
<b>35,846</b>	+2,656 8.0%	<b>Criminal</b>	4,556	13%	5.4% ▲	+233	<b>Criminal</b>	2023 13.0%	2024 12.7%
2024	↑	<b>Traffic</b>	11,735	33%	14.6% ▲	+1,492	<b>Traffic</b>	30.9%	32.7%
2023		<b>Civil</b>	18,783	52%	5.0% ▲	+893	<b>Civil</b>	53.9%	52.4%
		<b>Civil Commitments</b>	772	2%	5.2% ▲	+38	<b>Civil Commitments</b>	2.2%	2.2%
		<b>GRAND TOTAL</b>	<b>35,846</b>	100%	8.0% ▲	+2,656	<b>GRAND TOTAL</b>	100%	100%

Dispositions by Division & Code

Division	Case Type Description	Code	Summary	Change	% Change	Absolute Change
<b>Criminal</b>	Misdemeanor	M	2,253	▲	+8.4%	+175
	Felony	F	1,678	▼	-4.4%	-77
	Capias	CA	485	▲	+42.2%	+144
	Show Cause	SC	112	▼	-3.4%	-4
	Civil Violation	CV	27	▼	-18.2%	-6
	Restricted Operators License	RL	1	▲	-	+1
	<b>Total</b>			<b>4,556</b>	<b>▲</b>	<b>5.4%</b>
<b>Traffic</b>	Infraction	I	7,322	▲	+25.7%	+1,496
	Misdemeanor	M	3,069	▲	+9.8%	+273
	Civil Violation	CV	708	▼	-35.8%	-395
	Capias	CA	335	▲	+43.2%	+101
	Felony	F	125	▼	-17.8%	-27
	Show Cause	SC	89	▼	-11.9%	-12
	Other	O	86	▲	+186.7%	+56
	Restricted Operators License	RL	1	↔	-	-
<b>Total</b>			<b>11,735</b>	<b>▲</b>	<b>14.6%</b>	<b>+1,492</b>
<b>Civil</b>	Warrant in Debt	WD	7,846	▲	+29.9%	+1,808
	Garnishment	GA	5,892	▼	-4.6%	-281
	Unlawful Detainer	UD	2,798	▼	-6.0%	-180
	Other	OT	378	▲	-0.3%	-1
	Zoning Violation	ZO	332	▼	-46.5%	-289
	Preliminary Protective Order	PP	286	▲	+5.5%	+15
	Show Cause	SC	250	▼	-20.4%	-64
	Protective Order	PO	244	▲	+4.7%	+11
	Admin License	AL	217	▲	+7.4%	+15
	Abstract	AJ	114	▼	-37.7%	-69
	Detinue	DT	89	▲	+1.1%	+1
	Motion for Judgment	MJ	87	▼	-13.9%	-14
	Interrogatory	IN	77	▼	-10.5%	-9
	Bond Forfeiture	BF	76	▼	-35.0%	-41
	Impoundment	IM	40	▼	-21.6%	-11
	Overweight	OC	21	▼	-8.7%	-2
	Tenants Assertion	TA	17	▲	+54.5%	+6
	Counter Claim	CC	7	▼	-22.2%	-2
	Petition-Restore Arms	PR	6	▲	+50.0%	+2
	Capias	CA	2	▼	-60.0%	-3
Cross Claim	CR	2	▲	-	+2	
Third Party Claim	TH	2	↔	-	-	
Mechanic's Lien	ML	0	▼	-100.0%	-1	
<b>Total</b>			<b>18,783</b>	<b>▲</b>	<b>5.0%</b>	<b>+893</b>
<b>Civil Commitments</b>	Temporary Detention Order	TD	281	▲	+11.5%	+29
	Emergency Custody Order	EC	257	▲	+6.2%	+15
	Mental Commitment	MC	212	▼	-6.2%	-14
	Other	OT	12	▲	+71.4%	+5
	Medical Emergency Temporary Detention Order	MT	9	▲	+80.0%	+4
	Petition	PT	1	▲	-	+1
	Medical Emergency Custody Order	ME	0	▼	-100.0%	-2
<b>Total</b>			<b>772</b>	<b>▲</b>	<b>5.2%</b>	<b>+38</b>
<b>GRAND TOTAL</b>			<b>35,846</b>	<b>▲</b>	<b>8.0%</b>	<b>+2,656</b>

**CPSS - GCMS CASELOAD STATISTICS OF THE GENERAL DISTRICT COURTS**  
 January 2024 thru August 2024 Dispositions (Compared to January 2023 thru August 2023)

**Dispositions by Major Case Category\*\***

Category	Summary	Change	% Change	Absolute Change
Felony	1,803	▼	-5.5%	-104
Garnishment	5,969	▼	-4.6%	-290
General Civil	8,049	▼	+28.8%	+1,800
Infraction/Civil Violation	8,164	▲	+16.4%	+1,149
Involuntary Civil Commitments	13	▲	+85.7%	+6
Landlord /Tenant	2,815	▲	-5.8%	-174
Misdemeanor	5,656	▲	+2.9%	+160
Other	2,847	▲	+3.0%	+83
Protective Orders	530	▲	+5.2%	+26
<b>GRAND TOTAL</b>	<b>35,846</b>	▲	8.0%	+2,656

\* Compared to same time period as previous year  
 9/12/2024 1:08:16PM

\*\* Case Type Categories are defined in the 2017 Virginia Judicial Workload Assessment  
 Source: SCV-SQL-Information

2024 Overall GRAND TOTAL		Distribution of Caseload			Change*		Percentage (%) of Caseload		
<b>87,812</b>	+4,587 5.5%	<b>Criminal</b>	9,975	11%	1.2% ▲	+123	<b>Criminal</b>	2023 11.8%	2024 11.4%
2024	↑	<b>Traffic</b>	37,121	42%	6.9% ▲	+2,400	<b>Traffic</b>	41.7%	42.3%
2023		<b>Civil</b>	39,425	45%	5.8% ▲	+2,155	<b>Civil</b>	44.8%	44.9%
		<b>Civil Commitments</b>	1,291	1%	-6.6% ▼	-91	<b>Civil Commitments</b>	1.7%	1.5%
		<b>GRAND TOTAL</b>	<b>87,812</b>	100%	5.5% ▲	+4,587	<b>GRAND TOTAL</b>	100%	100%

Dispositions by Division & Code

Division	Case Type Description	Code	Summary	Change	% Change	Absolute Change
<b>Criminal</b>	Misdemeanor	M	6,024	▲	+2.4%	+142
	Felony	F	2,676	▼	-10.9%	-329
	Capias	CA	679	▲	+40.6%	+196
	Civil Violation	CV	438	▲	+38.6%	+122
	Show Cause	SC	158	▼	-4.8%	-8
	<b>Total</b>			<b>9,975</b>	<b>▲</b>	<b>1.2%</b>
<b>Traffic</b>	Infraction	I	26,188	▲	+7.2%	+1,762
	Misdemeanor	M	9,443	▲	+7.0%	+616
	Capias	CA	801	▲	+17.8%	+121
	Show Cause	SC	329	▲	+30.0%	+76
	Other	O	259	▼	-10.7%	-31
	Civil Violation	CV	97	▼	-59.1%	-140
	Restricted Operators License	RL	4	▼	-50.0%	-4
	<b>Total</b>			<b>37,121</b>	<b>▲</b>	<b>6.9%</b>
<b>Civil</b>	Garnishment	GA	14,710	▲	+10.8%	+1,438
	Warrant in Debt	WD	11,517	▲	+21.8%	+2,062
	Unlawful Detainer	UD	6,828	▼	-13.9%	-1,101
	Motion for Judgment	MJ	1,457	▼	-4.6%	-71
	Abstract	AJ	881	▲	+5.8%	+48
	Admin License	AL	805	▼	-13.5%	-126
	Other	OT	577	▼	-8.6%	-54
	Show Cause	SC	563	▼	-1.2%	-7
	Preliminary Protective Order	PP	462	▼	-0.4%	-2
	Protective Order	PO	421	▲	+7.1%	+28
	Bond Forfeiture	BF	348	▲	+2.7%	+9
	Interrogatory	IN	342	▲	+16.7%	+49
	Detinue	DT	291	▼	-22.6%	-85
	Impoundment	IM	72	▼	-35.1%	-39
	Tenants Assertion	TA	60	▲	+20.0%	+10
	Counter Claim	CC	33	▼	-28.3%	-13
	Overweight	OC	32	▲	+77.8%	+14
	Capias	CA	11	▼	-21.4%	-3
	Petition-Restore Arms	PR	8	▼	-11.1%	-1
	Third Party Claim	TH	4	↔	-	-
	Cross Claim	CR	1	↔	-	-
	Mechanic's Lien	ML	1	▲	-	+1
	Restricted Operators License	RL	1	↔	-	-
	Petition to Require Blood Test	BT	0	▼	-100.0%	-2
<b>Total</b>			<b>39,425</b>	<b>▲</b>	<b>5.8%</b>	<b>+2,155</b>
<b>Civil Commitments</b>	Mental Commitment	MC	776	▼	-3.8%	-31
	Temporary Detention Order	TD	358	▼	-16.2%	-69
	Other	OT	97	▲	+49.2%	+32
	Emergency Custody Order	EC	59	▼	-28.0%	-23
	Medical Emergency Temporary Detention Order	MT	1	↔	-	-
<b>Total</b>			<b>1,291</b>	<b>▼</b>	<b>-6.6%</b>	<b>-91</b>
<b>GRAND TOTAL</b>			<b>87,812</b>	<b>▲</b>	<b>5.5%</b>	<b>+4,587</b>

\* Compared to same time period as previous year  
 9/12/2024 1:08:16PM

\*\* Case Type Categories are defined in the 2017 Virginia Judicial Workload Assessment  
 Source: SCV-SQL-Information

**Dispositions by Major Case Category\*\***

Category	Summary	Change	% Change	Absolute Change
Felony	2,676	▼	-10.9%	-329
Garnishment	15,052	▲	+11.0%	+1,487
General Civil	13,310	▲	+16.7%	+1,906
Infraction/Civil Violation	27,014	▲	+6.8%	+1,727
Involuntary Civil Commitments	97	▲	+49.2%	+32
Landlord /Tenant	6,888	▲	-13.7%	-1,091
Misdemeanor	15,472	▼	+5.1%	+754
Other	6,420	▼	+1.2%	+75
Protective Orders	883	▲	+3.0%	+26
<b>GRAND TOTAL</b>	<b>87,812</b>	▲	5.5%	+4,587

\* Compared to same time period as previous year  
 9/12/2024 1:08:16PM

\*\* Case Type Categories are defined in the 2017 Virginia Judicial Workload Assessment  
 Source: SCV-SQL-Information

2024 Overall GRAND TOTAL		Distribution of Caseload			Change*		Percentage (%) of Caseload		
<b>20,892</b>	+1,504 7.8%	<b>Criminal</b>	2,735	13%	-12.8% ▼	-403	<b>Criminal</b>	2023 16.2%	2024 13.1%
2024	↑	<b>Traffic</b>	9,695	46%	26.3% ▲	+2,017	<b>Traffic</b>	39.6%	46.4%
2023		<b>Civil</b>	8,039	38%	-1.4% ▼	-116	<b>Civil</b>	42.1%	38.5%
		<b>Civil Commitments</b>	423	2%	1.4% ▲	+6	<b>Civil Commitments</b>	2.2%	2.0%
		<b>GRAND TOTAL</b>	<b>20,892</b>	100%	7.8% ▲	+1,504	<b>GRAND TOTAL</b>	100%	100%

**Dispositions by Division & Code**

Division	Case Type Description	Code	Summary	Change	% Change	Absolute Change
<b>Criminal</b>	Misdemeanor	M	1,496	▼	-9.8%	-163
	Felony	F	872	▼	-20.9%	-231
	Capias	CA	269	▼	-6.6%	-19
	Show Cause	SC	69	▲	+76.9%	+30
	Civil Violation	CV	29	▼	-40.8%	-20
	<b>Total</b>			<b>2,735</b>	▼	<b>-12.8%</b>
<b>Traffic</b>	Infraction	I	8,230	▲	+27.3%	+1,767
	Misdemeanor	M	1,049	▲	+11.6%	+109
	Capias	CA	160	▲	+39.1%	+45
	Show Cause	SC	139	▼	-4.8%	-7
	Civil Violation	CV	106	▲	+10,500.0%	+105
	Restricted Operators License	RL	9	▼	-25.0%	-3
	Felony	F	1	↔		-
	Other	O	1	▲	-	+1
	<b>Total</b>			<b>9,695</b>	▲	<b>26.3%</b>
<b>Civil</b>	Unlawful Detainer	UD	2,796	▼	-3.9%	-112
	Warrant in Debt	WD	2,631	▲	+40.9%	+764
	Garnishment	GA	1,748	▼	-23.6%	-539
	Other	OT	218	▲	+134.4%	+125
	Preliminary Protective Order	PP	184	▼	-21.4%	-50
	Protective Order	PO	134	▼	-12.4%	-19
	Show Cause	SC	73	▼	-15.1%	-13
	Abstract	AJ	62	▼	-44.1%	-49
	Interrogatory	IN	57	▼	-9.5%	-6
	Motion for Judgment	MJ	49	▼	-82.0%	-223
	Detinue	DT	42	▲	+200.0%	+28
	Counter Claim	CC	15	▲	+50.0%	+5
	Admin License	AL	9	▼	-64.0%	-16
	Tenants Assertion	TA	7	▼	-41.7%	-5
	Bond Forfeiture	BF	6	▼	-14.3%	-1
	Capias	CA	5	▼	-44.4%	-4
	Petition-Restore Arms	PR	2	▼	-33.3%	-1
	Third Party Claim	TH	1	▲	-	+1
	Impoundment	IM	0	▼	-100.0%	-1
	<b>Total</b>			<b>8,039</b>	▼	<b>-1.4%</b>
<b>Civil Commitments</b>	Emergency Custody Order	EC	226	▼	-15.0%	-40
	Mental Commitment	MC	171	▲	+35.7%	+45
	Other	OT	26	▲	+8.3%	+2
	Temporary Detention Order	TD	0	▼	-100.0%	-1
<b>Total</b>			<b>423</b>	▲	<b>1.4%</b>	<b>+6</b>
<b>GRAND TOTAL</b>			<b>20,892</b>	▲	7.8%	+1,504

**Dispositions by Major Case Category\*\***

Category	Summary	Change	% Change	Absolute Change
Felony	873	▼	-20.9%	-231
Garnishment	1,805	▼	-23.2%	-545
General Civil	2,729	▲	+26.2%	+567
Infraction/Civil Violation	8,366	▲	+28.5%	+1,853

\* Compared to same time period as previous year  
 9/12/2024 1:08:16PM

\*\* Case Type Categories are defined in the 2017 Virginia Judicial Workload Assessment  
 Source: SCV-SQL-Information

**CPSS - GCMS CASELOAD STATISTICS OF THE GENERAL DISTRICT COURTS**  
 January 2024 thru August 2024 Dispositions (Compared to January 2023 thru August 2023)

Involuntary Civil Commitments	26	▲	+8.3%	+2
Landlord /Tenant	2,803	▼	-4.0%	-117
Misdemeanor	2,554	▼	-2.2%	-57
Other	1,418	▲	+7.7%	+101
Protective Orders	318	▼	-17.8%	-69
<b>GRAND TOTAL</b>	<b>20,892</b>	▲	7.8%	+1,504

\* Compared to same time period as previous year  
 9/12/2024 1:08:16PM

\*\* Case Type Categories are defined in the 2017 Virginia Judicial Workload Assessment  
 Source: SCV-SQL-Information



2024 Overall GRAND TOTAL		Distribution of Caseload			Change*		Percentage (%) of Caseload		
<b>61,951</b>	+9,077 17.2%	<b>Criminal</b>	6,825	11%	3.6% ▲	+235	<b>Criminal</b>	2023 12.5%	2024 11.0%
2024		<b>Traffic</b>	28,586	46%	84.3% ▲	+13,076	<b>Traffic</b>	29.3%	46.1%
2023		<b>Civil</b>	26,063	42%	-13.9% ▼	-4,215	<b>Civil</b>	57.3%	42.1%
		<b>Civil Commitments</b>	477	1%	-3.8% ▼	-19	<b>Civil Commitments</b>	0.9%	0.8%
		<b>GRAND TOTAL</b>	<b>61,951</b>	100%	17.2% ▲	+9,077	<b>GRAND TOTAL</b>	100%	100%

**Dispositions by Division & Code**

Division	Case Type Description	Code	Summary	Change	% Change	Absolute Change
<b>Criminal</b>	Misdemeanor	M	4,535	▲	+4.7%	+205
	Felony	F	1,793	▼	+0.7%	+13
	Show Cause	SC	263	▲	+7.8%	+19
	Capias	CA	151	▼	-1.9%	-3
	Civil Violation	CV	83	▲	+1.2%	+1
	<b>Total</b>			<b>6,825</b>	<b>▲</b>	<b>3.6%</b>
<b>Traffic</b>	Infraction	I	24,946	▲	+97.8%	+12,334
	Misdemeanor	M	3,253	▲	+30.1%	+752
	Other	O	141	▼	-28.4%	-56
	Show Cause	SC	137	▲	+41.2%	+40
	Felony	F	71	▲	+26.8%	+15
	Restricted Operators License	RL	25	▼	-19.4%	-6
	Capias	CA	13	▼	-18.8%	-3
	<b>Total</b>			<b>28,586</b>	<b>▲</b>	<b>84.3%</b>
<b>Civil</b>	Garnishment	GA	8,734	▼	-34.1%	-4,511
	Warrant in Debt	WD	6,950	▼	+15.7%	+942
	Unlawful Detainer	UD	6,270	▼	-5.5%	-363
	Other	OT	1,181	▼	-4.4%	-55
	Preliminary Protective Order	PP	665	▲	+5.1%	+32
	Protective Order	PO	560	▲	+12.2%	+61
	Abstract	AJ	428	▼	-28.3%	-169
	Show Cause	SC	362	▼	-34.7%	-192
	Bond Forfeiture	BF	196	▼	-9.7%	-21
	Admin License	AL	156	▲	+28.9%	+35
	Interrogatory	IN	151	▼	+42.5%	+45
	Motion for Judgment	MJ	147	▼	-16.9%	-30
	Detinue	DT	138	▼	-8.6%	-13
	Tenants Assertion	TA	78	▲	+39.3%	+22
	Counter Claim	CC	25	↔		-
	Impoundment	IM	12	▲	+140.0%	+7
	Third Party Claim	TH	7	▲	+40.0%	+2
	Capias	CA	1	▼	-80.0%	-4
	Overweight	OC	1	▼	-50.0%	-1
	Petition-Restore Arms	PR	1	↔		-
	Detinue Seizure	DZ	0	▼	-100.0%	-1
	Restricted Operators License	RL	0	▼	-100.0%	-1
<b>Total</b>			<b>26,063</b>	<b>▼</b>	<b>-13.9%</b>	<b>-4,215</b>
<b>Civil Commitments</b>	Emergency Custody Order	EC	192	▲	+47.7%	+62
	Mental Commitment	MC	175	▼	-20.5%	-45
	Temporary Detention Order	TD	60	▲	+71.4%	+25
	Other	OT	26	▼	-44.7%	-21
	Petition	PT	23	▼	-60.3%	-35
	Medical Emergency Custody Order	ME	1	▲	-	+1
	Medical Emergency Temporary Detention Order	MT	0	▼	-100.0%	-6
	<b>Total</b>			<b>477</b>	<b>▼</b>	<b>-3.8%</b>
<b>GRAND TOTAL</b>			<b>61,951</b>	<b>▲</b>	<b>17.2%</b>	<b>+9,077</b>

\* Compared to same time period as previous year  
 9/12/2024 1:08:16PM

\*\* Case Type Categories are defined in the 2017 Virginia Judicial Workload Assessment  
 Source: SCV-SQL-Information

**CPSS - GCMS CASELOAD STATISTICS OF THE GENERAL DISTRICT COURTS**  
 January 2024 thru August 2024 Dispositions (Compared to January 2023 thru August 2023)

**Dispositions by Major Case Category\*\***

Category	Summary	Change	% Change	Absolute Change
Felony	1,864	▼	+1.5%	+28
Garnishment	8,885	▼	-33.5%	-4,466
General Civil	7,342	▼	+13.4%	+867
Infraction/Civil Violation	25,171	▲	+95.2%	+12,278
Involuntary Civil Commitments	49	▼	-53.3%	-56
Landlord /Tenant	6,348	▲	-5.1%	-341
Misdemeanor	7,813	▲	+13.8%	+950
Other	3,254	▲	-7.8%	-276
Protective Orders	1,225	▲	+8.2%	+93
<b>GRAND TOTAL</b>	<b>61,951</b>	▲	17.2%	+9,077

\* Compared to same time period as previous year  
 9/12/2024 1:08:16PM

\*\* Case Type Categories are defined in the 2017 Virginia Judicial Workload Assessment  
 Source: SCV-SQL-Information

2024 Overall GRAND TOTAL		Distribution of Caseload			Change*		Percentage (%) of Caseload			
2024	2,855	Criminal	585	20%	23.2%	▲	+110	Criminal	22.3%	20.5%
			Traffic	1,602	56%	63.5%	▲		+622	Traffic
2023	2,130	Civil	626	22%	-2.5%	▼	-16	Civil	30.1%	21.9%
	+725	Civil Commitments	42	1%	27.3%	▲	+9	Civil Commitments	1.5%	1.5%
	34.0%	<b>GRAND TOTAL</b>	<b>2,855</b>	<b>100%</b>	<b>34.0%</b>	<b>▲</b>	<b>+725</b>	<b>GRAND TOTAL</b>	<b>100%</b>	<b>100%</b>

**Dispositions by Division & Code**

Division	Case Type Description	Code	Summary	Change	% Change	Absolute Change
<b>Criminal</b>	Misdemeanor	M	320	▲	+19.4%	+52
	Felony	F	121	▲	+30.1%	+28
	Capias	CA	111	▲	+48.0%	+36
	Show Cause	SC	21	▼	-32.3%	-10
	Civil Violation	CV	12	▲	+50.0%	+4
	<b>Total</b>			<b>585</b>	<b>▲</b>	<b>23.2%</b>
<b>Traffic</b>	Infraction	I	1,222	▲	+76.3%	+529
	Misdemeanor	M	365	▲	+28.5%	+81
	Capias	CA	11	▲	+450.0%	+9
	Civil Violation	CV	4	▲	-	+4
	Show Cause	SC	0	▼	-100.0%	-1
	<b>Total</b>			<b>1,602</b>	<b>▲</b>	<b>63.5%</b>
<b>Civil</b>	Garnishment	GA	175	▼	-13.8%	-28
	Unlawful Detainer	UD	142	▲	+1.4%	+2
	Warrant in Debt	WD	142	▲	+10.9%	+14
	Other	OT	63	▲	-14.9%	-11
	Detinue	DT	35	▼	-10.3%	-4
	Preliminary Protective Order	PP	22	▲	+22.2%	+4
	Motion for Judgment	MJ	16	▲	-	+16
	Admin License	AL	8	▼	-11.1%	-1
	Protective Order	PO	8	▼	-27.3%	-3
	Show Cause	SC	6	▼	-25.0%	-2
	Abstract	AJ	5	▲	+25.0%	+1
	Bond Forfeiture	BF	2	▼	-60.0%	-3
	Impoundment	IM	2	▲	-	+2
	Interrogatory	IN	0	▼	-100.0%	-2
	Tenants Assertion	TA	0	▼	-100.0%	-1
<b>Total</b>			<b>626</b>	<b>▼</b>	<b>-2.5%</b>	<b>-16</b>
<b>Civil Commitments</b>	Emergency Custody Order	EC	21	▲	+40.0%	+6
	Temporary Detention Order	TD	21	▲	+75.0%	+9
	Mental Commitment	MC	0	▼	-100.0%	-6
	<b>Total</b>			<b>42</b>	<b>▲</b>	<b>27.3%</b>
<b>GRAND TOTAL</b>			<b>2,855</b>	<b>▲</b>	<b>34.0%</b>	<b>+725</b>

**Dispositions by Major Case Category\*\***

Category	Summary	Change	% Change	Absolute Change
Felony	121	▲	+30.1%	+28
Garnishment	175	▼	-14.6%	-30
General Civil	194	▲	+16.2%	+27
Infraction/Civil Violation	1,238	▲	+76.6%	+537
Landlord /Tenant	142	▼	+0.7%	+1
Misdemeanor	685	▲	+24.1%	+133
Other	270	▲	+11.6%	+28
Protective Orders	30	▼	+3.4%	+1
<b>GRAND TOTAL</b>	<b>2,855</b>	<b>▲</b>	<b>34.0%</b>	<b>+725</b>

\* Compared to same time period as previous year  
 9/12/2024 1:08:16PM

\*\* Case Type Categories are defined in the 2017 Virginia Judicial Workload Assessment  
 Source: SCV-SQL-Information

2024 Overall GRAND TOTAL		Distribution of Caseload			Change*		Percentage (%) of Caseload			
<b>7,401</b>	+1,079 17.1%	<b>Criminal</b>	666	9%	20.9%	▲	+115	<b>Criminal</b>	2023: 8.7%	2024: 9.0%
2024		<b>Traffic</b>	5,119	69%	16.1%	▲	+709	<b>Traffic</b>	69.8%	69.2%
2023		<b>Civil</b>	1,569	21%	17.8%	▲	+237	<b>Civil</b>	21.1%	21.2%
		<b>Civil Commitments</b>	47	1%	62.1%	▲	+18	<b>Civil Commitments</b>	0.5%	0.6%
		<b>GRAND TOTAL</b>	<b>7,401</b>	100%	17.1%	▲	+1,079	<b>GRAND TOTAL</b>	100%	100%

**Dispositions by Division & Code**

Division	Case Type Description	Code	Summary	Change	% Change	Absolute Change
<b>Criminal</b>	Misdemeanor	M	382	▲	+12.4%	+42
	Felony	F	197	▲	+42.8%	+59
	Capias	CA	49	▲	+75.0%	+21
	Show Cause	SC	22	▼	-8.3%	-2
	Civil Violation	CV	16	▼	-23.8%	-5
	<b>Total</b>			<b>666</b>	▲	<b>20.9%</b>
<b>Traffic</b>	Infraction	I	3,745	▲	+11.8%	+394
	Misdemeanor	M	1,154	▲	+33.7%	+291
	Capias	CA	184	▲	+10.8%	+18
	Show Cause	SC	26	▲	+4.0%	+1
	Felony	F	9	▲	+800.0%	+8
	Civil Violation	CV	1	▼	-75.0%	-3
	<b>Total</b>			<b>5,119</b>	▲	<b>16.1%</b>
<b>Civil</b>	Warrant in Debt	WD	609	▲	+50.0%	+203
	Unlawful Detainer	UD	398	▼	-7.0%	-30
	Garnishment	GA	377	▲	+6.5%	+23
	Admin License	AL	47	▲	+4.4%	+2
	Other	OT	34	▲	+6.3%	+2
	Preliminary Protective Order	PP	24	▲	+300.0%	+18
	Protective Order	PO	23	▲	+130.0%	+13
	Abstract	AJ	12	▲	+33.3%	+3
	Detinue	DT	11	▲	+22.2%	+2
	Impoundment	IM	9	↔		-
	Show Cause	SC	8	▲	+33.3%	+2
	Interrogatory	IN	6	▼	-53.8%	-7
	Motion for Judgment	MJ	6	▲	+500.0%	+5
	Bond Forfeiture	BF	1	▲	-	+1
	Capias	CA	1	▼	-50.0%	-1
	Interrogatory-Not	IC	1	▲	-	+1
	Overweight	OC	1	↔		-
	Petition-Restore Arms	PR	1	▲	-	+1
	Tenants Assertion	TA	0	▼	-100.0%	-1
<b>Total</b>			<b>1,569</b>	▲	<b>17.8%</b>	<b>+237</b>
<b>Civil Commitments</b>	Temporary Detention Order	TD	37	▲	+60.9%	+14
	Emergency Custody Order	EC	10	▲	+66.7%	+4
	<b>Total</b>		<b>47</b>	▲	<b>62.1%</b>	<b>+18</b>
<b>GRAND TOTAL</b>			<b>7,401</b>	▲	17.1%	+1,079

**Dispositions by Major Case Category\*\***

Category	Summary	Change	% Change	Absolute Change
Felony	206	▲	+48.2%	+67
Garnishment	383	▼	+4.4%	+16
General Civil	634	▲	+51.0%	+214
Infraction/Civil Violation	3,763	▼	+11.4%	+386
Landlord /Tenant	398	▼	-7.2%	-31
Misdemeanor	1,536	▲	+27.7%	+333
Other	434	▲	+17.0%	+63

\* Compared to same time period as previous year  
 9/12/2024 1:08:16PM

\*\* Case Type Categories are defined in the 2017 Virginia Judicial Workload Assessment  
 Source: SCV-SQL-Information

**CPSS - GCMS CASELOAD STATISTICS OF THE GENERAL DISTRICT COURTS**  
 January 2024 thru August 2024 Dispositions (Compared to January 2023 thru August 2023)

Protective Orders	47	▲	+193.8%	+31
<b>GRAND TOTAL</b>	<b>7,401</b>	▲	17.1%	+1,079

\* Compared to same time period as previous year  
 9/12/2024 1:08:16PM

\*\* Case Type Categories are defined in the 2017 Virginia Judicial Workload Assessment  
 Source: SCV-SQL-Information

2024 Overall GRAND TOTAL		Distribution of Caseload			Change*		Percentage (%) of Caseload		
<b>7,493</b>	-766 -9.3%	<b>Criminal</b>	297	4%	-29.1% ▼	-122	<b>Criminal</b>	2023 5.1%	2024 4.0%
2024		<b>Traffic</b>	6,497	87%	-9.9% ▼	-712	<b>Traffic</b>	87.3%	86.7%
2023		<b>Civil</b>	673	9%	11.6% ▲	+70	<b>Civil</b>	7.3%	9.0%
		<b>Civil Commitments</b>	26	0%	-7.1% ▼	-2	<b>Civil Commitments</b>	0.3%	0.3%
		<b>GRAND TOTAL</b>	<b>7,493</b>	100%	-9.3% ▼	-766	<b>GRAND TOTAL</b>	100%	100%

Dispositions by Division & Code

Division	Case Type Description	Code	Summary	Change	% Change	Absolute Change
<b>Criminal</b>	Misdemeanor	M	186	▼	-26.5%	-67
	Felony	F	67	▼	-35.6%	-37
	Capias	CA	21	▼	-34.4%	-11
	Show Cause	SC	12	▼	-42.9%	-9
	Civil Violation	CV	11	▲	+22.2%	+2
	<b>Total</b>			<b>297</b>	▼	<b>-29.1%</b>
<b>Traffic</b>	Infraction	I	5,488	▼	-11.5%	-712
	Misdemeanor	M	820	▼	-0.4%	-3
	Capias	CA	164	▲	+16.3%	+23
	Show Cause	SC	21	▼	-36.4%	-12
	Felony	F	4	▲	+33.3%	+1
	Civil Violation	CV	0	▼	-100.0%	-7
	Restricted Operators License	RL	0	▼	-100.0%	-2
	<b>Total</b>			<b>6,497</b>	▼	<b>-9.9%</b>
<b>Civil</b>	Warrant in Debt	WD	248	▲	+40.9%	+72
	Garnishment	GA	193	▼	-1.5%	-3
	Unlawful Detainer	UD	127	▲	+24.5%	+25
	Other	OT	46	▲	-6.1%	-3
	Admin License	AL	13	▲	+116.7%	+7
	Protective Order	PO	12	▼	-42.9%	-9
	Preliminary Protective Order	PP	11	▼	-54.2%	-13
	Impoundment	IM	5	▲	+150.0%	+3
	Detinue	DT	4	▼	-33.3%	-2
	Interrogatory	IN	3	▼	-50.0%	-3
	Show Cause	SC	3	▲	+50.0%	+1
	Bond Forfeiture	BF	2	↔	-	-
	Overweight	OC	2	▲	-	+2
	Abstract	AJ	1	▼	-85.7%	-6
	Motion for Judgment	MJ	1	▼	-66.7%	-2
	Petition-Restore Arms	PR	1	↔	-	-
	Tenants Assertion	TA	1	▲	-	+1
	<b>Total</b>			<b>673</b>	▲	<b>11.6%</b>
<b>Civil Commitments</b>	Temporary Detention Order	TD	16	▼	-5.9%	-1
	Emergency Custody Order	EC	10	▼	-9.1%	-1
	<b>Total</b>			<b>26</b>	▼	<b>-7.1%</b>
<b>GRAND TOTAL</b>			<b>7,493</b>	▼	<b>-9.3%</b>	<b>-766</b>

Dispositions by Major Case Category\*\*

Category	Summary	Change	% Change	Absolute Change
Felony	71	▼	-33.6%	-36
Garnishment	196	▼	-3.0%	-6
General Civil	258	▼	+36.5%	+69
Infraction/Civil Violation	5,501	▲	-11.5%	-715
Landlord /Tenant	128	▲	+25.5%	+26
Misdemeanor	1,006	▼	-6.7%	-72
Other	310	▲	-3.1%	-10
Protective Orders	23	▼	-48.9%	-22

\* Compared to same time period as previous year  
 9/12/2024 1:08:16PM

\*\* Case Type Categories are defined in the 2017 Virginia Judicial Workload Assessment  
 Source: SCV-SQL-Information

---

<i><b>GRAND TOTAL</b></i>	<b>7,493</b>	▼	-9.3%	-766
---------------------------	--------------	---	-------	------

---

\* Compared to same time period as previous year  
9/12/2024 1:08:16PM

\*\* Case Type Categories are defined in the 2017 Virginia Judicial Workload Assessment  
Source: SCV-SQL-Information

2024 Overall GRAND TOTAL		Distribution of Caseload			Change*		Percentage (%) of Caseload		
<b>14,341</b>	+537 3.9%	<b>Criminal</b>	2,338	16%	-8.9% ▼	-229	<b>Criminal</b>	2023 18.6%	2024 16.3%
2024		<b>Traffic</b>	5,159	36%	2.2% ▲	+112	<b>Traffic</b>	36.6%	36.0%
2023		<b>Civil</b>	6,462	45%	11.2% ▲	+653	<b>Civil</b>	42.1%	45.1%
		<b>Civil Commitments</b>	382	3%	0.3% ▲	+1	<b>Civil Commitments</b>	2.8%	2.7%
		<b>GRAND TOTAL</b>	<b>14,341</b>	100%	3.9% ▲	+537	<b>GRAND TOTAL</b>	100%	100%

**Dispositions by Division & Code**

Division	Case Type Description	Code	Summary	Change	% Change	Absolute Change
<b>Criminal</b>	Misdemeanor	M	1,435	▼	-7.1%	-109
	Felony	F	640	▼	-12.1%	-88
	Capias	CA	153	▼	-8.4%	-14
	Show Cause	SC	71	▼	-17.4%	-15
	Civil Violation	CV	39	▼	-7.1%	-3
	<b>Total</b>			<b>2,338</b>	▼	<b>-8.9%</b>
<b>Traffic</b>	Infraction	I	2,788	▼	-14.0%	-453
	Misdemeanor	M	1,286	▼	-14.8%	-223
	Civil Violation	CV	859	▲	+5,626.7%	+844
	Capias	CA	173	▼	-14.8%	-30
	Show Cause	SC	42	▼	-44.0%	-33
	Felony	F	11	▲	+175.0%	+7
	<b>Total</b>			<b>5,159</b>	▲	<b>2.2%</b>
<b>Civil</b>	Warrant in Debt	WD	2,466	▲	+22.7%	+456
	Garnishment	GA	1,875	▲	+5.1%	+91
	Unlawful Detainer	UD	1,147	▲	+23.6%	+219
	Other	OT	239	▲	+9.1%	+20
	Preliminary Protective Order	PP	112	▼	-4.3%	-5
	Zoning Violation	ZO	85	▼	-16.7%	-17
	Detinue	DT	81	▼	-45.3%	-67
	Show Cause	SC	73	▼	-18.0%	-16
	Admin License	AL	71	▲	+14.5%	+9
	Abstract	AJ	69	▼	-44.4%	-55
	Overweight	OC	68	▲	+38.8%	+19
	Protective Order	PO	66	▼	-10.8%	-8
	Motor Carrier	MC	33	▲	+10.0%	+3
	Motion for Judgment	MJ	32	▲	+128.6%	+18
	Interrogatory	IN	28	▼	-24.3%	-9
	Tenants Assertion	TA	14	▲	+600.0%	+12
	Capias	CA	2	▼	-60.0%	-3
	Counter Claim	CC	1	▼	-83.3%	-5
	Bond Forfeiture	BF	0	▼	-100.0%	-6
	Petition-Restore Arms	PR	0	▼	-100.0%	-2
Third Party Claim	TH	0	▼	-100.0%	-1	
<b>Total</b>			<b>6,462</b>	▲	<b>11.2%</b>	<b>+653</b>
<b>Civil Commitments</b>	Temporary Detention Order	TD	151	▼	-13.2%	-23
	Emergency Custody Order	EC	121	▲	+13.1%	+14
	Mental Commitment	MC	103	▲	+9.6%	+9
	Medical Emergency Temporary Detention Order	MT	4	▲	+33.3%	+1
	Medical Emergency Custody Order	ME	3	↔		-
<b>Total</b>			<b>382</b>	▲	<b>0.3%</b>	<b>+1</b>
<b>GRAND TOTAL</b>			<b>14,341</b>	▲	<b>3.9%</b>	<b>+537</b>

**Dispositions by Major Case Category\*\***

Category	Summary	Change	% Change	Absolute Change
Felony	651	▲	-11.1%	-81
Garnishment	1,903	▼	+4.5%	+82
General Civil	2,615	▲	+18.5%	+409



**CPSS - GCMS CASELOAD STATISTICS OF THE GENERAL DISTRICT COURTS**  
 January 2024 thru August 2024 Dispositions (Compared to January 2023 thru August 2023)

Infraction/Civil Violation	3,787	▲	+12.1%	+410
Landlord /Tenant	1,161	▲	+24.8%	+231
Misdemeanor	2,806	▼	-11.1%	-349
Other	1,240	▼	-10.9%	-152
Protective Orders	178	▼	-6.8%	-13
<b>GRAND TOTAL</b>	<b>14,341</b>	▲	3.9%	+537

\* Compared to same time period as previous year  
 9/12/2024 1:08:16PM

\*\* Case Type Categories are defined in the 2017 Virginia Judicial Workload Assessment  
 Source: SCV-SQL-Information

2024 Overall GRAND TOTAL		Distribution of Caseload			Change*		Percentage (%) of Caseload		
<b>19,157</b>	+2,378 14.2%	<b>Criminal</b>	372	2%	24.0% ▲	+72	<b>Criminal</b>	2023 1.8%	2024 1.9%
2024		<b>Traffic</b>	18,181	95%	14.0% ▲	+2,232	<b>Traffic</b>	95.1%	94.9%
2023		<b>Civil</b>	579	3%	15.1% ▲	+76	<b>Civil</b>	3.0%	3.0%
		<b>Civil Commitments</b>	25	0%	-7.4% ▼	-2	<b>Civil Commitments</b>	0.2%	0.1%
		<b>GRAND TOTAL</b>	<b>19,157</b>	100%	14.2% ▲	+2,378	<b>GRAND TOTAL</b>	100%	100%

**Dispositions by Division & Code**

Division	Case Type Description	Code	Summary	Change	% Change	Absolute Change
<b>Criminal</b>	Misdemeanor	M	249	▲	+23.9%	+48
	Felony	F	88	▲	+44.3%	+27
	Show Cause	SC	15	▲	+15.4%	+2
	Capias	CA	14	▼	-12.5%	-2
	Civil Violation	CV	6	▼	-33.3%	-3
	<b>Total</b>			<b>372</b>	<b>▲</b>	<b>24.0%</b>
<b>Traffic</b>	Infraction	I	14,467	▲	+14.2%	+1,804
	Misdemeanor	M	3,680	▲	+12.6%	+413
	Felony	F	18	▲	+500.0%	+15
	Capias	CA	11	▼	-15.4%	-2
	Restricted Operators License	RL	3	▲	-	+3
	Civil Violation	CV	2	▲	+100.0%	+1
	Show Cause	SC	0	▼	-100.0%	-2
	<b>Total</b>			<b>18,181</b>	<b>▲</b>	<b>14.0%</b>
<b>Civil</b>	Warrant in Debt	WD	209	▲	+13.0%	+24
	Garnishment	GA	193	▲	+9.0%	+16
	Unlawful Detainer	UD	89	▲	+67.9%	+36
	Admin License	AL	21	▲	+133.3%	+12
	Other	OT	15	▼	-31.8%	-7
	Motor Carrier	MC	10	▲	+66.7%	+4
	Overweight	OC	10	▼	-23.1%	-3
	Preliminary Protective Order	PP	10	↔	-	-
	Motion for Judgment	MJ	6	▲	+200.0%	+4
	Impoundment	IM	5	▲	+400.0%	+4
	Bond Forfeiture	BF	3	▼	-70.0%	-7
	Protective Order	PO	3	▼	-50.0%	-3
	Detinue	DT	2	▼	-50.0%	-2
	Interrogatory	IN	1	↔	-	-
	Show Cause	SC	1	▲	-	+1
	Tenants Assertion	TA	1	↔	-	-
	Abstract	AJ	0	▼	-100.0%	-2
	Petition-Restore Arms	PR	0	▼	-100.0%	-1
	<b>Total</b>			<b>579</b>	<b>▲</b>	<b>15.1%</b>
<b>Civil Commitments</b>	Temporary Detention Order	TD	17	▼	-15.0%	-3
	Emergency Custody Order	EC	7	▲	+40.0%	+2
	Mental Commitment	MC	1	▼	-50.0%	-1
<b>Total</b>			<b>25</b>	<b>▼</b>	<b>-7.4%</b>	<b>-2</b>
<b>GRAND TOTAL</b>			<b>19,157</b>	<b>▲</b>	<b>14.2%</b>	<b>+2,378</b>

**Dispositions by Major Case Category\*\***

Category	Summary	Change	% Change	Absolute Change
Felony	106	▲	+65.6%	+42
Garnishment	194	▲	+9.0%	+16
General Civil	222	▲	+13.3%	+26
Infraction/Civil Violation	14,495	▲	+14.2%	+1,803
Landlord /Tenant	90	▲	+66.7%	+36
Misdemeanor	3,932	▲	+13.4%	+464
Other	105	▲	-5.4%	-6

\* Compared to same time period as previous year  
 9/12/2024 1:08:16PM

\*\* Case Type Categories are defined in the 2017 Virginia Judicial Workload Assessment  
 Source: SCV-SQL-Information

**CPSS - GCMS CASELOAD STATISTICS OF THE GENERAL DISTRICT COURTS**  
January 2024 thru August 2024 Dispositions (Compared to January 2023 thru August 2023)

**Brunswick**

District: 6 FIPS: 025

---

Protective Orders	13	▼	-18.8%	-3
<b>GRAND TOTAL</b>	<b>19,157</b>	▲	14.2%	+2,378

---

\* Compared to same time period as previous year  
9/12/2024 1:08:16PM

\*\* Case Type Categories are defined in the 2017 Virginia Judicial Workload Assessment  
Source: SCV-SQL-Information

2024 Overall GRAND TOTAL		Distribution of Caseload			Change*		Percentage (%) of Caseload		
<b>5,888</b>	-248 -4.0%	<b>Criminal</b>	384	7%	32.0% ▲	+93	<b>Criminal</b>	2023 4.7%	2024 6.5%
2024		<b>Traffic</b>	4,570	78%	-9.7% ▼	-491	<b>Traffic</b>	82.5%	77.6%
2023		<b>Civil</b>	919	16%	20.8% ▲	+158	<b>Civil</b>	12.4%	15.6%
		<b>Civil Commitments</b>	15	0%	-34.8% ▼	-8	<b>Civil Commitments</b>	0.4%	0.3%
		<b>GRAND TOTAL</b>	<b>5,888</b>	100%	-4.0% ▼	-248	<b>GRAND TOTAL</b>	100%	100%

**Dispositions by Division & Code**



Division	Case Type Description	Code	Summary	Change	% Change	Absolute Change
<b>Criminal</b>	Misdemeanor	M	204	▲	+36.9%	+55
	Felony	F	74	▲	+7.2%	+5
	Capias	CA	61	▲	+13.0%	+7
	Show Cause	SC	37	▲	+184.6%	+24
	Civil Violation	CV	8	▲	+33.3%	+2
	<b>Total</b>			<b>384</b>	▲	<b>32.0%</b>
<b>Traffic</b>	Infraction	I	3,826	▼	-7.2%	-298
	Misdemeanor	M	719	▼	-21.8%	-201
	Capias	CA	17	▲	+112.5%	+9
	Show Cause	SC	5	▲	+66.7%	+2
	Felony	F	2	▼	-60.0%	-3
	Other	O	1	↔		-
	<b>Total</b>			<b>4,570</b>	▼	<b>-9.7%</b>
<b>Civil</b>	Interrogatory	IN	288	▲	+6.3%	+17
	Warrant in Debt	WD	237	▲	+23.4%	+45
	Garnishment	GA	167	▲	+25.6%	+34
	Detinue	DT	136	▲	+123.0%	+75
	Unlawful Detainer	UD	51	▼	-30.1%	-22
	Other	OT	14	▲	+40.0%	+4
	Preliminary Protective Order	PP	9	▲	+200.0%	+6
	Protective Order	PO	5	▲	-	+5
	Show Cause	SC	4	▼	-55.6%	-5
	Bond Forfeiture	BF	3	↔		-
	Admin License	AL	2	▼	-50.0%	-2
	Impoundment	IM	1	▼	-50.0%	-1
	Motion for Judgment	MJ	1	▲	-	+1
	Tenants Assertion	TA	1	▲	-	+1
<b>Total</b>			<b>919</b>	▲	<b>20.8%</b>	<b>+158</b>
<b>Civil Commitments</b>	Temporary Detention Order	TD	11	▼	-35.3%	-6
	Emergency Custody Order	EC	4	▼	-20.0%	-1
	Mental Commitment	MC	0	▼	-100.0%	-1
<b>Total</b>			<b>15</b>	▼	<b>-34.8%</b>	<b>-8</b>
<b>GRAND TOTAL</b>			<b>5,888</b>	▼	-4.0%	-248

**Dispositions by Major Case Category\*\***

Category	Summary	Change	% Change	Absolute Change
Felony	76	▼	+2.7%	+2
Garnishment	455	▲	+12.6%	+51
General Civil	377	▲	+49.0%	+124
Infraction/Civil Violation	3,835	▲	-7.2%	-296
Landlord /Tenant	52	▲	-28.8%	-21
Misdemeanor	923	▲	-13.7%	-146
Other	156	▲	+20.9%	+27
Protective Orders	14	▲	+366.7%	+11
<b>GRAND TOTAL</b>	<b>5,888</b>	▼	-4.0%	-248

\* Compared to same time period as previous year  
 9/12/2024 1:08:16PM

\*\* Case Type Categories are defined in the 2017 Virginia Judicial Workload Assessment  
 Source: SCV-SQL-Information

2024 Overall GRAND TOTAL		Distribution of Caseload			Change*		Percentage (%) of Caseload		
<b>11,373</b>	+632 5.9%	<b>Criminal</b>	227	2%	-5.0% ▼	-12	<b>Criminal</b>	2023 2.2%	2024 2.0%
2024 	↑	<b>Traffic</b>	10,225	90%	5.3% ▲	+514	<b>Traffic</b>	90.4%	89.9%
2023 		<b>Civil</b>	851	7%	14.7% ▲	+109	<b>Civil</b>	6.9%	7.5%
		<b>Civil Commitments</b>	70	1%	42.9% ▲	+21	<b>Civil Commitments</b>	0.5%	0.6%
		<b>GRAND TOTAL</b>	<b>11,373</b>	100%	5.9% ▲	+632	<b>GRAND TOTAL</b>	100%	100%

**Dispositions by Division & Code**

Division	Case Type Description	Code	Summary	Change	% Change	Absolute Change
<b>Criminal</b>	Misdemeanor	M	99	▲	+8.8%	+8
	Felony	F	81	▼	-10.0%	-9
	Capias	CA	27	▼	-28.9%	-11
	Show Cause	SC	14	▼	-17.6%	-3
	Civil Violation	CV	6	▲	+100.0%	+3
	<b>Total</b>			<b>227</b>	▼	<b>-5.0%</b>
<b>Traffic</b>	Infraction	I	6,799	▲	+5.1%	+330
	Misdemeanor	M	3,376	▲	+4.9%	+157
	Capias	CA	37	▲	+131.3%	+21
	Felony	F	5	▼	-16.7%	-1
	Other	O	4	▲	-	+4
	Show Cause	SC	4	▲	-	+4
	Civil Violation	CV	0	▼	-100.0%	-1
	<b>Total</b>			<b>10,225</b>	▲	<b>5.3%</b>
<b>Civil</b>	Interrogatory	IN	447	▲	+25.6%	+91
	Warrant in Debt	WD	196	▲	+30.7%	+46
	Garnishment	GA	111	▼	-21.8%	-31
	Unlawful Detainer	UD	51	▼	-5.6%	-3
	Other	OT	14	▲	-6.7%	-1
	Preliminary Protective Order	PP	8	↔	-	-
	Show Cause	SC	8	↔	-	-
	Bond Forfeiture	BF	4	▲	+300.0%	+3
	Detinue	DT	4	▲	+300.0%	+3
	Protective Order	PO	4	▲	+100.0%	+2
	Admin License	AL	3	▲	+50.0%	+1
	Tenants Assertion	TA	1	▲	-	+1
	Capias	CA	0	▼	-100.0%	-1
	Motion for Judgment	MJ	0	▼	-100.0%	-1
	Overweight	OC	0	▼	-100.0%	-1
	<b>Total</b>			<b>851</b>	▲	<b>14.7%</b>
<b>Civil Commitments</b>	Temporary Detention Order	TD	26	▲	+52.9%	+9
	Emergency Custody Order	EC	22	▲	+120.0%	+12
	Mental Commitment	MC	22	↔	-	-
<b>Total</b>			<b>70</b>	▲	<b>42.9%</b>	<b>+21</b>
<b>GRAND TOTAL</b>			<b>11,373</b>	▲	5.9%	+632

**Dispositions by Major Case Category\*\***

Category	Summary	Change	% Change	Absolute Change
Felony	86	▼	-10.4%	-10
Garnishment	558	▲	+12.0%	+60
General Civil	203	▲	+33.6%	+51
Infraction/Civil Violation	6,809	▲	+5.2%	+335
Landlord /Tenant	52	▲	-3.7%	-2
Misdemeanor	3,475	▲	+5.0%	+165
Other	178	▲	+21.1%	+31
Protective Orders	12	▲	+20.0%	+2
<b>GRAND TOTAL</b>	<b>11,373</b>	▲	5.9%	+632

\* Compared to same time period as previous year  
 9/12/2024 1:08:16PM

\*\* Case Type Categories are defined in the 2017 Virginia Judicial Workload Assessment  
 Source: SCV-SQL-Information



2024 Overall GRAND TOTAL		Distribution of Caseload			Change*		Percentage (%) of Caseload		
<b>10,804</b>	-139 -1.3%	<b>Criminal</b>	953	9%	13.7% ▲	+115	<b>Criminal</b>	2023 7.7%	2024 8.8%
2024		<b>Traffic</b>	7,035	65%	-8.6% ▼	-662	<b>Traffic</b>	70.3%	65.1%
2023		<b>Civil</b>	2,401	22%	18.9% ▲	+382	<b>Civil</b>	18.5%	22.2%
		<b>Civil Commitments</b>	415	4%	6.7% ▲	+26	<b>Civil Commitments</b>	3.6%	3.8%
		<b>GRAND TOTAL</b>	<b>10,804</b>	100%	-1.3% ▼	-139	<b>GRAND TOTAL</b>	100%	100%

**Dispositions by Division & Code**

Division	Case Type Description	Code	Summary	Change	% Change	Absolute Change
<b>Criminal</b>	Misdemeanor	M	479	▲	+24.4%	+94
	Felony	F	319	▲	+6.0%	+18
	Capias	CA	112	▲	+3.7%	+4
	Show Cause	SC	39	▲	+25.8%	+8
	Civil Violation	CV	3	▼	-76.9%	-10
	Motion	MO	1	▲	-	+1
	<b>Total</b>			<b>953</b>	<b>▲</b>	<b>13.7%</b>
<b>Traffic</b>	Infraction	I	5,566	▼	-6.5%	-388
	Misdemeanor	M	1,356	▼	-14.4%	-228
	Capias	CA	80	▼	-21.6%	-22
	Show Cause	SC	20	▼	-54.5%	-24
	Felony	F	13	▲	+8.3%	+1
	Civil Violation	CV	0	▼	-100.0%	-1
	<b>Total</b>			<b>7,035</b>	<b>▼</b>	<b>-8.6%</b>
<b>Civil</b>	Warrant in Debt	WD	836	▲	+58.9%	+310
	Garnishment	GA	656	▼	-6.7%	-47
	Unlawful Detainer	UD	653	▲	+13.2%	+76
	Other	OT	58	▲	+107.1%	+30
	Preliminary Protective Order	PP	56	▲	+19.1%	+9
	Protective Order	PO	33	▲	+50.0%	+11
	Show Cause	SC	30	▼	-3.2%	-1
	Abstract	AJ	17	▲	+88.9%	+8
	Detinue	DT	16	▼	-44.8%	-13
	Motion for Judgment	MJ	15	▲	+7.1%	+1
	Admin License	AL	8	▼	-46.7%	-7
	Interrogatory	IN	6	▲	+50.0%	+2
	Impoundment	IM	4	▲	-	+4
	Petition-Restore Arms	PR	4	▲	+33.3%	+1
	Bond Forfeiture	BF	3	▲	+50.0%	+1
	Tenants Assertion	TA	3	↔	-	-
	Capias	CA	1	▼	-50.0%	-1
	Counter Claim	CC	1	▲	-	+1
	Cross Claim	CR	1	▲	-	+1
	Interrogatory-Not	IC	0	▼	-100.0%	-3
Restricted Operators License	RL	0	▼	-100.0%	-1	
<b>Total</b>			<b>2,401</b>	<b>▲</b>	<b>18.9%</b>	<b>+382</b>
<b>Civil Commitments</b>	Mental Commitment	MC	221	▼	-8.3%	-20
	Emergency Custody Order	EC	95	▲	+69.6%	+39
	Temporary Detention Order	TD	59	▲	+9.3%	+5
	Other	OT	38	▲	+11.8%	+4
	Medical Emergency Temporary Detention Order	MT	2	▼	-33.3%	-1
	Medical Emergency Custody Order	ME	0	▼	-100.0%	-1
<b>Total</b>			<b>415</b>	<b>▲</b>	<b>6.7%</b>	<b>+26</b>
<b>GRAND TOTAL</b>			<b>10,804</b>	<b>▼</b>	<b>-1.3%</b>	<b>-139</b>

**CPSS - GCMS CASELOAD STATISTICS OF THE GENERAL DISTRICT COURTS**  
 January 2024 thru August 2024 Dispositions (Compared to January 2023 thru August 2023)

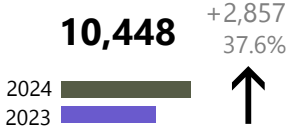
**Dispositions by Major Case Category\*\***

Category	Summary	Change	% Change	Absolute Change
Felony	332	▲	+6.1%	+19
Garnishment	662	▲	-6.4%	-45
General Civil	873	▲	+52.6%	+301
Infraction/Civil Violation	5,569	▼	-6.7%	-399
Involuntary Civil Commitments	38	▲	+11.8%	+4
Landlord /Tenant	656	▲	+13.1%	+76
Misdemeanor	1,835	▼	-6.9%	-135
Other	750	▲	+2.7%	+20
Protective Orders	89	▲	+29.0%	+20
<b>GRAND TOTAL</b>	<b>10,804</b>	▼	-1.3%	-139

\* Compared to same time period as previous year  
 9/12/2024 1:08:16PM

\*\* Case Type Categories are defined in the 2017 Virginia Judicial Workload Assessment  
 Source: SCV-SQL-Information



2024 Overall GRAND TOTAL		Distribution of Caseload			Change*		Percentage (%) of Caseload		
<b>10,448</b>	+2,857 37.6%	<b>Criminal</b>	980	9%	16.7% ▲	+140	<b>Criminal</b>	2023 11.1%	2024 9.4%
		<b>Traffic</b>	7,607	73%	54.0% ▲	+2,666	<b>Traffic</b>	65.1%	72.8%
		<b>Civil</b>	1,820	17%	1.1% ▲	+20	<b>Civil</b>	23.7%	17.4%
		<b>Civil Commitments</b>	41	0%	310.0% ▲	+31	<b>Civil Commitments</b>	0.1%	0.4%
		<b>GRAND TOTAL</b>	<b>10,448</b>	100%	37.6% ▲	+2,857	<b>GRAND TOTAL</b>	100%	100%

**Dispositions by Division & Code**

Division	Case Type Description	Code	Summary	Change	% Change	Absolute Change
<b>Criminal</b>	Misdemeanor	M	504	▲	+34.0%	+128
	Felony	F	282	▼	-5.1%	-15
	Capias	CA	112	▼	-2.6%	-3
	Show Cause	SC	42	▲	+13.5%	+5
	Civil Violation	CV	36	▲	+140.0%	+21
	Restricted Operators License	RL	4	▲	-	+4
	<b>Total</b>			<b>980</b>	<b>▲</b>	<b>16.7%</b>
<b>Traffic</b>	Infraction	I	6,216	▲	+60.5%	+2,342
	Misdemeanor	M	1,252	▲	+34.5%	+321
	Capias	CA	104	▲	+4.0%	+4
	Felony	F	14	▲	+133.3%	+8
	Show Cause	SC	10	▼	-65.5%	-19
	Restricted Operators License	RL	8	▲	-	+8
	Civil Violation	CV	3	▲	-	+3
	Motion	MO	0	▼	-100.0%	-1
<b>Total</b>			<b>7,607</b>	<b>▲</b>	<b>54.0%</b>	<b>+2,666</b>
<b>Civil</b>	Warrant in Debt	WD	726	▲	+11.9%	+77
	Garnishment	GA	598	▲	+3.6%	+21
	Unlawful Detainer	UD	323	▼	-20.0%	-81
	Other	OT	43	▲	+207.1%	+29
	Preliminary Protective Order	PP	30	▲	+3.4%	+1
	Protective Order	PO	28	▲	+47.4%	+9
	Admin License	AL	15	▼	-6.3%	-1
	Abstract	AJ	9	▼	-30.8%	-4
	Impoundment	IM	9	▼	-40.0%	-6
	Motion for Judgment	MJ	9	▲	+28.6%	+2
	Show Cause	SC	9	▼	-67.9%	-19
	Interrogatory	IN	5	▼	-50.0%	-5
	Overweight	OC	5	↔	-	-
	Detinue	DT	3	▲	+50.0%	+1
	Motor Carrier	MC	3	▲	+200.0%	+2
	Tenants Assertion	TA	3	↔	-	-
	Petition-Restore Arms	PR	1	↔	-	-
	Restricted Operators License	RL	1	▼	-80.0%	-4
	Capias	CA	0	▼	-100.0%	-1
	Emergency Substantial Risk Order	SR	0	▼	-100.0%	-1
<b>Total</b>			<b>1,820</b>	<b>▲</b>	<b>1.1%</b>	<b>+20</b>
<b>Civil Commitments</b>	Emergency Custody Order	EC	20	▲	-	+20
	Temporary Detention Order	TD	20	▲	+100.0%	+10
	Mental Commitment	MC	1	▲	-	+1
<b>Total</b>			<b>41</b>	<b>▲</b>	<b>310.0%</b>	<b>+31</b>
<b>GRAND TOTAL</b>			<b>10,448</b>	<b>▲</b>	<b>37.6%</b>	<b>+2,857</b>

**Dispositions by Major Case Category\*\***

Category	Summary	Change	% Change	Absolute Change
Felony	296	▲	-2.3%	-7
Garnishment	603	▼	+2.7%	+16
General Civil	748	▲	+12.0%	+80

\* Compared to same time period as previous year  
 9/12/2024 1:08:16PM

\*\* Case Type Categories are defined in the 2017 Virginia Judicial Workload Assessment  
 Source: SCV-SQL-Information

**CPSS - GCMS CASELOAD STATISTICS OF THE GENERAL DISTRICT COURTS**  
 January 2024 thru August 2024 Dispositions (Compared to January 2023 thru August 2023)

Infraction/Civil Violation	6,263	▲	+60.8%	+2,368
Landlord /Tenant	326	▼	-19.9%	-81
Misdemeanor	1,769	▲	+34.8%	+457
New to Workload Study	0	▼	-100.0%	-1
Other	385	▲	+4.1%	+15
Protective Orders	58	▲	+20.8%	+10
<b>GRAND TOTAL</b>	<b>10,448</b>	▲	37.6%	+2,857

\* Compared to same time period as previous year  
 9/12/2024 1:08:16PM

\*\* Case Type Categories are defined in the 2017 Virginia Judicial Workload Assessment  
 Source: SCV-SQL-Information

2024 Overall GRAND TOTAL		Distribution of Caseload			Change*		Percentage (%) of Caseload		
<b>897</b>	+63 7.6%	<b>Criminal</b>	74	8%	2.8% ▲	+2	<b>Criminal</b>	2023 8.6%	2024 8.2%
2024	↑	<b>Traffic</b>	644	72%	8.8% ▲	+52	<b>Traffic</b>	71.0%	71.8%
2023		<b>Civil</b>	173	19%	4.2% ▲	+7	<b>Civil</b>	19.9%	19.3%
		<b>Civil Commitments</b>	6	1%	50.0% ▲	+2	<b>Civil Commitments</b>	0.5%	0.7%
		<b>GRAND TOTAL</b>	<b>897</b>	100%	7.6% ▲	+63	<b>GRAND TOTAL</b>	100%	100%

Dispositions by Division & Code

Division	Case Type Description	Code	Summary	Change	% Change	Absolute Change
<b>Criminal</b>	Misdemeanor	M	44	▼	-17.0%	-9
	Show Cause	SC	10	▲	+233.3%	+7
	Civil Violation	CV	8	▲	+100.0%	+4
	Felony	F	7	▼	-41.7%	-5
	Capias	CA	5	▲	-	+5
	<b>Total</b>			<b>74</b>	▲	<b>2.8%</b>
<b>Traffic</b>	Infraction	I	549	▲	+9.8%	+49
	Misdemeanor	M	89	▲	+9.9%	+8
	Show Cause	SC	3	↔	-	-
	Capias	CA	2	▲	+100.0%	+1
	Felony	F	1	▲	-	+1
	Restricted Operators License	RL	0	▼	-100.0%	-7
	<b>Total</b>			<b>644</b>	▲	<b>8.8%</b>
<b>Civil</b>	Warrant in Debt	WD	93	▲	+34.8%	+24
	Garnishment	GA	52	▼	-16.1%	-10
	Unlawful Detainer	UD	19	▲	+58.3%	+7
	Admin License	AL	2	↔	-	-
	Motion for Judgment	MJ	2	▲	+100.0%	+1
	Other	OT	2	▼	-83.3%	-10
	Preliminary Protective Order	PP	2	↔	-	-
	Detinue	DT	1	▲	-	+1
	Overweight	OC	0	▼	-100.0%	-1
	Protective Order	PO	0	▼	-100.0%	-3
	Show Cause	SC	0	▼	-100.0%	-1
	Tenants Assertion	TA	0	▼	-100.0%	-1
	<b>Total</b>			<b>173</b>	▲	<b>4.2%</b>
<b>Civil Commitments</b>	Temporary Detention Order	TD	4	▲	+100.0%	+2
	Emergency Custody Order	EC	2	↔	-	-
<b>Total</b>			<b>6</b>	▲	<b>50.0%</b>	<b>+2</b>
<b>GRAND TOTAL</b>			<b>897</b>	▲	7.6%	+63

Dispositions by Major Case Category\*\*

Category	Summary	Change	% Change	Absolute Change
Felony	8	▲	-33.3%	-4
Garnishment	52	▼	-16.1%	-10
General Civil	96	▲	+37.1%	+26
Infraction/Civil Violation	557	▲	+10.3%	+52
Landlord /Tenant	19	▼	+46.2%	+6
Misdemeanor	133	▼	-5.7%	-8
Other	30	▲	+15.4%	+4
Protective Orders	2	▼	-60.0%	-3
<b>GRAND TOTAL</b>	<b>897</b>	▲	7.6%	+63

\* Compared to same time period as previous year  
 9/12/2024 1:08:16PM

\*\* Case Type Categories are defined in the 2017 Virginia Judicial Workload Assessment  
 Source: SCV-SQL-Information

2024 Overall GRAND TOTAL		Distribution of Caseload			Change*		Percentage (%) of Caseload		
<b>12,322</b>	+2,704 28.1%	<b>Criminal</b>	191	2%	-34.4% ▼	-100	<b>Criminal</b>	2023 3.0%	2024 1.6%
2024	↑	<b>Traffic</b>	11,700	95%	31.3% ▲	+2,788	<b>Traffic</b>	92.7%	95.0%
2023		<b>Civil</b>	411	3%	2.8% ▲	+11	<b>Civil</b>	4.2%	3.3%
		<b>Civil Commitments</b>	20	0%	33.3% ▲	+5	<b>Civil Commitments</b>	0.2%	0.2%
		<b>GRAND TOTAL</b>	<b>12,322</b>	100%	28.1% ▲	+2,704	<b>GRAND TOTAL</b>	100%	100%

**Dispositions by Division & Code**

Division	Case Type Description	Code	Summary	Change	% Change	Absolute Change
<b>Criminal</b>	Misdemeanor	M	114	▼	-17.4%	-24
	Felony	F	43	▼	-60.9%	-67
	Civil Violation	CV	19	▲	+35.7%	+5
	Capias	CA	9	▼	-52.6%	-10
	Show Cause	SC	6	▼	-40.0%	-4
	<b>Total</b>			<b>191</b>	▼	<b>-34.4%</b>
<b>Traffic</b>	Infraction	I	9,209	▲	+46.1%	+2,904
	Misdemeanor	M	2,341	▼	-6.7%	-169
	Capias	CA	61	▲	+19.6%	+10
	Civil Violation	CV	59	▲	+1,080.0%	+54
	Show Cause	SC	22	▼	-37.1%	-13
	Felony	F	7	▲	+16.7%	+1
	Other	O	1	▲	-	+1
	<b>Total</b>			<b>11,700</b>	▲	<b>31.3%</b>
<b>Civil</b>	Warrant in Debt	WD	211	▲	+56.3%	+76
	Garnishment	GA	131	▼	-24.3%	-42
	Unlawful Detainer	UD	33	▼	-28.3%	-13
	Other	OT	11	▲	+10.0%	+1
	Preliminary Protective Order	PP	5	▼	-28.6%	-2
	Admin License	AL	4	▼	-42.9%	-3
	Impoundment	IM	4	▲	+33.3%	+1
	Abstract	AJ	3	▲	-	+3
	Overweight	OC	3	▲	+50.0%	+1
	Detinue	DT	2	▼	-33.3%	-1
	Bond Forfeiture	BF	1	▼	-66.7%	-2
	Motion for Judgment	MJ	1	↔	-	-
	Protective Order	PO	1	▼	-85.7%	-6
	Tenants Assertion	TA	1	▲	-	+1
	Capias	CA	0	▼	-100.0%	-1
	Mechanic's Lien	ML	0	▼	-100.0%	-1
Show Cause	SC	0	▼	-100.0%	-1	
<b>Total</b>			<b>411</b>	▲	<b>2.8%</b>	<b>+11</b>
<b>Civil Commitments</b>	Temporary Detention Order	TD	14	▲	+40.0%	+4
	Emergency Custody Order	EC	4	↔	-	-
	Medical Emergency Custody Order	ME	1	↔	-	-
	Mental Commitment	MC	1	▲	-	+1
<b>Total</b>			<b>20</b>	▲	<b>33.3%</b>	<b>+5</b>
<b>GRAND TOTAL</b>			<b>12,322</b>	▲	28.1%	+2,704

**Dispositions by Major Case Category\*\***

Category	Summary	Change	% Change	Absolute Change
Felony	50	▼	-56.9%	-66
Garnishment	131	▼	-24.3%	-42
General Civil	216	▼	+52.1%	+74
Infraction/Civil Violation	9,291	▲	+46.9%	+2,965
Landlord /Tenant	34	▲	-26.1%	-12
Misdemeanor	2,455	▼	-7.3%	-193
Other	139	▲	-9.2%	-14

\* Compared to same time period as previous year  
 9/12/2024 1:08:16PM




\*\* Case Type Categories are defined in the 2017 Virginia Judicial Workload Assessment  
 Source: SCV-SQL-Information

**CPSS - GCMS CASELOAD STATISTICS OF THE GENERAL DISTRICT COURTS**  
 January 2024 thru August 2024 Dispositions (Compared to January 2023 thru August 2023)

Protective Orders	6	▼	-57.1%	-8
<b>GRAND TOTAL</b>	<b>12,322</b>	▲	28.1%	+2,704

\* Compared to same time period as previous year  
 9/12/2024 1:08:16PM

\*\* Case Type Categories are defined in the 2017 Virginia Judicial Workload Assessment  
 Source: SCV-SQL-Information

2024 Overall GRAND TOTAL		Distribution of Caseload			Change*		Percentage (%) of Caseload			
<b>20,247</b>	-2,105 -9.4%	<b>Criminal</b>	0	0%	-100.0%	▼	-1	<b>Criminal</b>	2023 0.0%	2024 0.0%
2024 		<b>Civil</b>	19,802	98%	-8.1%	▼	-1,754	<b>Civil</b>	96.4%	97.8%
2023 		<b>Civil Commitments</b>	445	2%	-44.0%	▼	-350	<b>Civil Commitments</b>	3.6%	2.2%
<b>GRAND TOTAL</b>		<b>GRAND TOTAL</b>	<b>20,247</b>	100%	-9.4%	▼	-2,105	<b>GRAND TOTAL</b>	100%	100%

**Dispositions by Division & Code**

Division	Case Type Description	Code	Summary	Change	% Change	Absolute Change
<b>Criminal</b>	Show Cause	SC	0	▼	-100.0%	-1
	Total		<b>0</b>	▼	<b>-100.0%</b>	<b>-1</b>
<b>Civil</b>	Unlawful Detainer	UD	7,095	▲	+5.1%	+343
	Garnishment	GA	5,831	▼	-27.9%	-2,261
	Warrant in Debt	WD	4,977	▲	+19.4%	+810
	Other	OT	485	▼	-10.0%	-54
	Motion for Judgment	MJ	447	▼	-10.1%	-50
	Preliminary Protective Order	PP	290	▲	+2.8%	+8
	Show Cause	SC	208	▼	-63.6%	-363
	Protective Order	PO	195	▼	-5.3%	-11
	Interrogatory	IN	125	▼	-18.8%	-29
	Abstract	AJ	55	▼	-71.4%	-137
	Detinue	DT	51	▼	-31.1%	-23
	Tenants Assertion	TA	33	▲	+65.0%	+13
	Counter Claim	CC	6	▼	-33.3%	-3
	Petition-Restore Arms	PR	2	▲	+100.0%	+1
	Bond Forfeiture	BF	1	▲	-	+1
Third Party Claim	TH	1	▲	-	+1	
Total			<b>19,802</b>	▼	<b>-8.1%</b>	<b>-1,754</b>
<b>Civil Commitments</b>	Temporary Detention Order	TD	292	▼	-45.3%	-242
	Emergency Custody Order	EC	152	▼	-41.8%	-109
	Mental Commitment	MC	1	▲	-	+1
Total			<b>445</b>	▼	<b>-44.0%</b>	<b>-350</b>
<b>GRAND TOTAL</b>			<b>20,247</b>	▼	-9.4%	-2,105

**Dispositions by Major Case Category\*\***

Category	Summary	Change	% Change	Absolute Change
Garnishment	5,956	▼	-27.8%	-2,290
General Civil	5,489	▲	+15.6%	+739
Landlord /Tenant	7,128	▲	+5.3%	+356
Other	1,189	▲	-43.3%	-907
Protective Orders	485	▼	-0.6%	-3
<b>GRAND TOTAL</b>	<b>20,247</b>	▼	-9.4%	-2,105

\* Compared to same time period as previous year  
 9/12/2024 1:08:16PM

\*\* Case Type Categories are defined in the 2017 Virginia Judicial Workload Assessment  
 Source: SCV-SQL-Information



2024 Overall GRAND TOTAL		Distribution of Caseload			Change*		Percentage (%) of Caseload		
<b>6,884</b>	+369 5.7%	<b>Criminal</b>	6,616	96%	5.4% ▲	+338	<b>Criminal</b>	2023 96.4%	2024 96.1%
2024	↑	<b>Traffic</b>	260	4%	12.6% ▲	+29	<b>Traffic</b>	3.5%	3.8%
2023		<b>Civil</b>	8	0%	33.3% ▲	+2	<b>Civil</b>	0.1%	0.1%
		<b>GRAND TOTAL</b>	<b>6,884</b>	100%	5.7% ▲	+369	<b>GRAND TOTAL</b>	100%	100%

Dispositions by Division & Code

Division	Case Type Description	Code	Summary	Change	% Change	Absolute Change
<b>Criminal</b>	Misdemeanor	M	4,424	▲	+9.6%	+387
	Felony	F	1,865	▼	-3.4%	-65
	Show Cause	SC	125	▲	+11.6%	+13
	Capias	CA	102	▼	-2.9%	-3
	Civil Violation	CV	100	▲	+12.4%	+11
	Restricted Operators License	RL	0	▼	-100.0%	-5
	<b>Total</b>			<b>6,616</b>	<b>▲</b>	<b>5.4%</b>
<b>Traffic</b>	Infraction	I	164	▲	+21.5%	+29
	Misdemeanor	M	81	▼	-5.8%	-5
	Felony	F	12	▲	+20.0%	+2
	Capias	CA	2	▲	-	+2
	Civil Violation	CV	1	▲	-	+1
	<b>Total</b>			<b>260</b>	<b>▲</b>	<b>12.6%</b>
<b>Civil</b>	Bond Forfeiture	BF	5	▼	-16.7%	-1
	Other	OT	2	▲	-	+2
	Impoundment	IM	1	▲	-	+1
	<b>Total</b>			<b>8</b>	<b>▲</b>	<b>33.3%</b>
<b>GRAND TOTAL</b>			<b>6,884</b>	<b>▲</b>	<b>5.7%</b>	<b>+369</b>

Dispositions by Major Case Category\*\*

Category	Summary	Change	% Change	Absolute Change
Felony	1,877	▲	-3.2%	-63
General Civil	2	▲	-	+2
Infraction/Civil Violation	265	▲	+18.3%	+41
Misdemeanor	4,505	▼	+9.1%	+377
Other	235	▲	+5.4%	+12
<b>GRAND TOTAL</b>	<b>6,884</b>	<b>▲</b>	<b>5.7%</b>	<b>+369</b>

2024 Overall GRAND TOTAL		Distribution of Caseload			Change*		Percentage (%) of Caseload		
<b>14,817</b>	+2,620 21.5%	<b>Criminal</b>	1,439	10%	23.0% ▲	+269	<b>Criminal</b>	2023 9.6%	2024 9.7%
2024 	↑	<b>Traffic</b>	13,017	88%	23.4% ▲	+2,467	<b>Traffic</b>	86.5%	87.9%
2023 		<b>Civil</b>	361	2%	-24.3% ▼	-116	<b>Civil</b>	3.9%	2.4%
		<b>GRAND TOTAL</b>	<b>14,817</b>	100%	21.5% ▲	+2,620	<b>GRAND TOTAL</b>	100%	100%

**Dispositions by Division & Code**

Division	Case Type Description	Code	Summary	Change	% Change	Absolute Change
<b>Criminal</b>	Misdemeanor	M	1,022	▲	+19.1%	+164
	Civil Violation	CV	189	▲	+52.4%	+65
	Felony	F	104	▲	+14.3%	+13
	Show Cause	SC	84	▲	+33.3%	+21
	Capias	CA	21	▼	-16.0%	-4
	Restricted Operators License	RL	19	▲	+111.1%	+10
	<b>Total</b>			<b>1,439</b>	<b>▲</b>	<b>23.0%</b>
<b>Traffic</b>	Infraction	I	9,079	▲	+25.6%	+1,849
	Misdemeanor	M	3,411	▲	+21.4%	+601
	Other	O	320	▼	-26.8%	-117
	Civil Violation	CV	113	▲	+927.3%	+102
	Felony	F	70	▲	+55.6%	+25
	Capias	CA	11	▲	+37.5%	+3
	Show Cause	SC	11	▲	+22.2%	+2
	Restricted Operators License	RL	2	▲	-	+2
<b>Total</b>			<b>13,017</b>	<b>▲</b>	<b>23.4%</b>	<b>+2,467</b>
<b>Civil</b>	Admin License	AL	282	▼	-30.7%	-125
	Impoundment	IM	48	▲	+6.7%	+3
	Other	OT	18	▲	+12.5%	+2
	Bond Forfeiture	BF	13	▲	+44.4%	+4
<b>Total</b>			<b>361</b>	<b>▼</b>	<b>-24.3%</b>	<b>-116</b>
<b>GRAND TOTAL</b>			<b>14,817</b>	<b>▲</b>	<b>21.5%</b>	<b>+2,620</b>

**Dispositions by Major Case Category\*\***

Category	Summary	Change	% Change	Absolute Change
Felony	174	▲	+27.9%	+38
General Civil	18	▲	+12.5%	+2
Infraction/Civil Violation	9,701	▲	+24.3%	+1,899
Misdemeanor	4,454	▲	+21.1%	+777
Other	470	▲	-17.0%	-96
<b>GRAND TOTAL</b>	<b>14,817</b>	<b>▲</b>	<b>21.5%</b>	<b>+2,620</b>

\* Compared to same time period as previous year  
 9/12/2024 1:08:16PM

\*\* Case Type Categories are defined in the 2017 Virginia Judicial Workload Assessment  
 Source: SCV-SQL-Information



2024 Overall GRAND TOTAL		Distribution of Caseload			Change*		Percentage (%) of Caseload		
<b>33,705</b>	+5,723 20.5%	<b>Criminal</b>	4,430	13%	21.0% ▲	+769	<b>Criminal</b>	2023 13.1%	2024 13.1%
2024		<b>Traffic</b>	10,776	32%	39.9% ▲	+3,073	<b>Traffic</b>	27.5%	32.0%
2023		<b>Civil</b>	16,642	49%	12.0% ▲	+1,778	<b>Civil</b>	53.1%	49.4%
		<b>Civil Commitments</b>	1,857	6%	5.9% ▲	+103	<b>Civil Commitments</b>	6.3%	5.5%
		<b>GRAND TOTAL</b>	<b>33,705</b>	100%	20.5% ▲	+5,723	<b>GRAND TOTAL</b>	100%	100%

**Dispositions by Division & Code**

Division	Case Type Description	Code	Summary	Change	% Change	Absolute Change
<b>Criminal</b>	Misdemeanor	M	2,825	▲	+23.9%	+545
	Felony	F	1,012	▲	+20.6%	+173
	Show Cause	SC	255	▼	-14.1%	-42
	Capias	CA	228	▲	+56.2%	+82
	Civil Violation	CV	110	▲	+11.1%	+11
	<b>Total</b>			<b>4,430</b>	▲	<b>21.0%</b>
<b>Traffic</b>	Infraction	I	7,569	▲	+39.6%	+2,149
	Misdemeanor	M	3,029	▲	+37.4%	+825
	Felony	F	67	▲	+55.8%	+24
	Capias	CA	51	▲	+750.0%	+45
	Show Cause	SC	50	▲	+284.6%	+37
	Restricted Operators License	RL	10	▼	-37.5%	-6
	Civil Violation	CV	0	▼	-100.0%	-1
	<b>Total</b>			<b>10,776</b>	▲	<b>39.9%</b>
<b>Civil</b>	Warrant in Debt	WD	6,489	▲	+25.1%	+1,300
	Unlawful Detainer	UD	4,253	▼	-5.9%	-265
	Garnishment	GA	3,855	▲	+24.7%	+763
	Other	OT	390	▲	-4.4%	-18
	Preliminary Protective Order	PP	331	▼	-14.7%	-57
	Protective Order	PO	239	▼	-5.5%	-14
	Bond Forfeiture	BF	230	▲	+96.6%	+113
	Show Cause	SC	201	▲	+31.4%	+48
	Admin License	AL	154	▼	-5.5%	-9
	Motion for Judgment	MJ	143	▲	+18.2%	+22
	Abstract	AJ	121	▼	-16.0%	-23
	Detinue	DT	85	▼	-35.1%	-46
	Interrogatory	IN	83	▼	-28.4%	-33
	Tenants Assertion	TA	34	▼	-8.1%	-3
	Counter Claim	CC	24	▲	+33.3%	+6
	Impoundment	IM	4	↔		-
	Capias	CA	3	▼	-50.0%	-3
	Restricted Operators License	RL	2	▲	-	+2
	Petition-Restore Arms	PR	1	▼	-75.0%	-3
	Third Party Claim	TH	0	▼	-100.0%	-2
<b>Total</b>			<b>16,642</b>	▲	<b>12.0%</b>	<b>+1,778</b>
<b>Civil Commitments</b>	Mental Commitment	MC	793	▼	-20.1%	-199
	Temporary Detention Order	TD	617	▲	+15.1%	+81
	Emergency Custody Order	EC	349	▲	+181.5%	+225
	Other	OT	76	▲	+5.6%	+4
	Medical Emergency Temporary Detention Order	MT	22	▼	-24.1%	-7
	Medical Emergency Custody Order	ME	0	▼	-100.0%	-1
<b>Total</b>			<b>1,857</b>	▲	<b>5.9%</b>	<b>+103</b>
<b>GRAND TOTAL</b>			<b>33,705</b>	▲	20.5%	+5,723

**Dispositions by Major Case Category\*\***

Category	Summary	Change	% Change	Absolute Change
Felony	1,079	▲	+22.3%	+197
Garnishment	3,938	▼	+22.8%	+730

\* Compared to same time period as previous year  
 9/12/2024 1:08:16PM

\*\* Case Type Categories are defined in the 2017 Virginia Judicial Workload Assessment  
 Source: SCV-SQL-Information

**CPSS - GCMS CASELOAD STATISTICS OF THE GENERAL DISTRICT COURTS**  
 January 2024 thru August 2024 Dispositions (Compared to January 2023 thru August 2023)

**Hampton**

District: 8 FIPS: 650

General Civil	6,834	▼	+23.8%	+1,315
Infraction/Civil Violation	7,679	▼	+39.1%	+2,159
Involuntary Civil Commitments	76	▲	+5.6%	+4
Landlord /Tenant	4,287	▼	-5.9%	-268
Misdemeanor	5,866	▲	+30.4%	+1,366
Other	3,376	▲	+9.4%	+291
Protective Orders	570	▼	-11.1%	-71
<b>GRAND TOTAL</b>	<b>33,705</b>	▲	20.5%	+5,723

2024 Overall GRAND TOTAL		Distribution of Caseload		Change*		Percentage (%) of Caseload		
<b>974</b>	+255 35.5%	<b>Criminal</b>	95 10%	-35.4% ▼	-52	<b>Criminal</b>	2023 20.4%	2024 9.8%
2024	↑	<b>Traffic</b>	659 68%	73.4% ▲	+279	<b>Traffic</b>	52.9%	67.7%
2023		<b>Civil</b>	218 22%	13.5% ▲	+26	<b>Civil</b>	26.7%	22.4%
		<b>Civil Commitments</b>	2 0%	- ▲	+2	<b>Civil Commitments</b>	0.0%	0.2%
		<b>GRAND TOTAL</b>	<b>974</b> 100%	35.5% ▲	+255	<b>GRAND TOTAL</b>	100%	100%

**Dispositions by Division & Code**




Division	Case Type Description	Code	Summary	Change	% Change	Absolute Change
<b>Criminal</b>	Misdemeanor	M	61	▼	-44.5%	-49
	Felony	F	16	▼	-20.0%	-4
	Capias	CA	15	▲	+66.7%	+6
	Civil Violation	CV	1	▼	-80.0%	-4
	Restricted Operators License	RL	1	▲	-	+1
	Show Cause	SC	1	▼	-66.7%	-2
	<b>Total</b>			<b>95</b>	▼	<b>-35.4%</b>
<b>Traffic</b>	Infraction	I	554	▲	+93.7%	+268
	Misdemeanor	M	92	▲	+12.2%	+10
	Show Cause	SC	7	▲	+75.0%	+3
	Capias	CA	3	▼	-40.0%	-2
	Restricted Operators License	RL	2	↔	-	-
	Felony	F	1	↔	-	-
<b>Total</b>			<b>659</b>	▲	<b>73.4%</b>	<b>+279</b>
<b>Civil</b>	Warrant in Debt	WD	106	▲	+45.2%	+33
	Garnishment	GA	68	↔	-	-
	Unlawful Detainer	UD	12	▼	-7.7%	-1
	Other	OT	9	▼	-18.2%	-2
	Preliminary Protective Order	PP	6	▼	-40.0%	-4
	Protective Order	PO	6	▼	-40.0%	-4
	Detinue	DT	3	▲	-	+3
	Interrogatory	IN	3	▲	+200.0%	+2
	Abstract	AJ	2	▲	-	+2
	Admin License	AL	1	↔	-	-
	Bond Forfeiture	BF	1	▼	-50.0%	-1
	Counter Claim	CC	1	↔	-	-
	Show Cause	SC	0	▼	-100.0%	-1
	Tenants Assertion	TA	0	▼	-100.0%	-1
<b>Total</b>			<b>218</b>	▲	<b>13.5%</b>	<b>+26</b>
<b>Civil Commitments</b>	Emergency Custody Order	EC	2	▲	-	+2
<b>Total</b>			<b>2</b>	▲	-	<b>+2</b>
<b>GRAND TOTAL</b>			<b>974</b>	▲	35.5%	+255

**Dispositions by Major Case Category\*\***

Category	Summary	Change	% Change	Absolute Change
Felony	17	▼	-19.0%	-4
Garnishment	71	▲	+2.9%	+2
General Civil	109	▲	+47.3%	+35
Infraction/Civil Violation	555	▲	+90.7%	+264
Landlord /Tenant	12	▼	-14.3%	-2
Misdemeanor	156	▲	-19.6%	-38
Other	42	▲	+16.7%	+6
Protective Orders	12	▼	-40.0%	-8
<b>GRAND TOTAL</b>	<b>974</b>	▲	35.5%	+255

\* Compared to same time period as previous year  
 9/12/2024 1:08:16PM

\*\* Case Type Categories are defined in the 2017 Virginia Judicial Workload Assessment  
 Source: SCV-SQL-Information

2024 Overall GRAND TOTAL		Distribution of Caseload			Change*		Percentage (%) of Caseload		
<b>8,043</b>	-329 -3.9%	<b>Criminal</b>	1,169	15%	4.5% ▲	+50	<b>Criminal</b>	2023 13.4%	2024 14.5%
2024 		<b>Traffic</b>	5,233	65%	-6.5% ▼	-361	<b>Traffic</b>	66.8%	65.1%
2023 		<b>Civil</b>	1,589	20%	-0.1% ▼	-1	<b>Civil</b>	19.0%	19.8%
		<b>Civil Commitments</b>	52	1%	-24.6% ▼	-17	<b>Civil Commitments</b>	0.8%	0.6%
		<b>GRAND TOTAL</b>	<b>8,043</b>	100%	-3.9% ▼	-329	<b>GRAND TOTAL</b>	100%	100%

**Dispositions by Division & Code**

Division	Case Type Description	Code	Summary	Change	% Change	Absolute Change
<b>Criminal</b>	Misdemeanor	M	743	▲	+9.3%	+63
	Felony	F	221	▼	-8.7%	-21
	Capias	CA	97	▼	-14.9%	-17
	Show Cause	SC	62	▲	+26.5%	+13
	Civil Violation	CV	46	▲	+35.3%	+12
	<b>Total</b>			<b>1,169</b>	▲	<b>4.5%</b>
<b>Traffic</b>	Infraction	I	4,559	▼	-9.7%	-487
	Misdemeanor	M	614	▲	+24.8%	+122
	Civil Violation	CV	29	▲	-	+29
	Show Cause	SC	13	▼	-40.9%	-9
	Felony	F	10	▼	-23.1%	-3
	Capias	CA	6	▼	-62.5%	-10
	Restricted Operators License	RL	2	▼	-60.0%	-3
	<b>Total</b>			<b>5,233</b>	▼	<b>-6.5%</b>
<b>Civil</b>	Warrant in Debt	WD	670	▲	+6.2%	+39
	Garnishment	GA	326	▲	+10.9%	+32
	Unlawful Detainer	UD	186	▼	-12.7%	-27
	Other	OT	96	▲	-14.3%	-16
	Admin License	AL	83	▼	-8.8%	-8
	Impoundment	IM	70	▲	+29.6%	+16
	Preliminary Protective Order	PP	68	▼	-9.3%	-7
	Protective Order	PO	32	▼	-13.5%	-5
	Bond Forfeiture	BF	12	▲	+71.4%	+5
	Interrogatory	IN	11	▼	-38.9%	-7
	Abstract	AJ	9	▼	-18.2%	-2
	Detinue	DT	6	▼	-77.8%	-21
	Motion for Judgment	MJ	6	▼	-25.0%	-2
	Show Cause	SC	6	▲	+20.0%	+1
	Tenants Assertion	TA	4	▲	+33.3%	+1
	Counter Claim	CC	2	▼	-33.3%	-1
	Capias	CA	1	▲	-	+1
	Petition-Restore Arms	PR	1	↔	-	-
<b>Total</b>			<b>1,589</b>	▼	<b>-0.1%</b>	<b>-1</b>
<b>Civil Commitments</b>	Temporary Detention Order	TD	32	▼	-22.0%	-9
	Emergency Custody Order	EC	18	▼	-35.7%	-10
	Mental Commitment	MC	2	▲	-	+2
<b>Total</b>			<b>52</b>	▼	<b>-24.6%</b>	<b>-17</b>
<b>GRAND TOTAL</b>			<b>8,043</b>	▼	-3.9%	-329

**Dispositions by Major Case Category\*\***

Category	Summary	Change	% Change	Absolute Change
Felony	231	▼	-9.4%	-24
Garnishment	337	▼	+8.0%	+25
General Civil	691	▼	+2.7%	+18
Infraction/Civil Violation	4,634	▲	-8.8%	-446
Landlord /Tenant	190	▲	-12.0%	-26
Misdemeanor	1,359	▼	+15.5%	+182
Other	501	▲	-8.4%	-46

\* Compared to same time period as previous year  
 9/12/2024 1:08:16PM

\*\* Case Type Categories are defined in the 2017 Virginia Judicial Workload Assessment  
 Source: SCV-SQL-Information

**CPSS - GCMS CASELOAD STATISTICS OF THE GENERAL DISTRICT COURTS**  
January 2024 thru August 2024 Dispositions (Compared to January 2023 thru August 2023)

---

Protective Orders	100	▼	-10.7%	-12
<b>GRAND TOTAL</b>	<b>8,043</b>	▼	-3.9%	-329

---

\* Compared to same time period as previous year  
9/12/2024 1:08:16PM

\*\* Case Type Categories are defined in the 2017 Virginia Judicial Workload Assessment  
Source: SCV-SQL-Information

2024 Overall GRAND TOTAL		Distribution of Caseload			Change*		Percentage (%) of Caseload		
<b>2,845</b>	-396 -12.2%	<b>Criminal</b>	190	7%	-9.5% ▼	-20	<b>Criminal</b>	2023 6.5%	2024 6.7%
2024		<b>Traffic</b>	2,426	85%	-13.8% ▼	-388	<b>Traffic</b>	86.8%	85.3%
2023		<b>Civil</b>	227	8%	8.6% ▲	+18	<b>Civil</b>	6.4%	8.0%
		<b>Civil Commitments</b>	2	0%	-75.0% ▼	-6	<b>Civil Commitments</b>	0.2%	0.1%
		<b>GRAND TOTAL</b>	<b>2,845</b>	100%	-12.2% ▼	-396	<b>GRAND TOTAL</b>	100%	100%

**Dispositions by Division & Code**

Division	Case Type Description	Code	Summary	Change	% Change	Absolute Change
<b>Criminal</b>	Misdemeanor	M	145	▲	+1.4%	+2
	Felony	F	25	▼	-16.7%	-5
	Capias	CA	9	▼	-40.0%	-6
	Civil Violation	CV	7	↔		-
	Show Cause	SC	3	▼	-80.0%	-12
	Restricted Operators License	RL	1	▲	-	+1
	<b>Total</b>			<b>190</b>	▼	<b>-9.5%</b>
<b>Traffic</b>	Infraction	I	2,141	▼	-14.1%	-352
	Misdemeanor	M	277	▼	-10.4%	-32
	Capias	CA	4	▼	-20.0%	-1
	Show Cause	SC	3	↔		-
	Restricted Operators License	RL	1	▼	-66.7%	-2
	Civil Violation	CV	0	▼	-100.0%	-1
<b>Total</b>			<b>2,426</b>	▼	<b>-13.8%</b>	<b>-388</b>
<b>Civil</b>	Warrant in Debt	WD	109	▲	+25.3%	+22
	Garnishment	GA	59	▲	+20.4%	+10
	Other	OT	19	▼	-9.5%	-2
	Admin License	AL	9	▲	+80.0%	+4
	Preliminary Protective Order	PP	9	▲	+12.5%	+1
	Unlawful Detainer	UD	8	▼	-55.6%	-10
	Protective Order	PO	7	▼	-22.2%	-2
	Detinue	DT	4	▲	+300.0%	+3
	Abstract	AJ	1	▼	-50.0%	-1
	Counter Claim	CC	1	▲	-	+1
	Impoundment	IM	1	▼	-83.3%	-5
	Interrogatory	IN	0	▼	-100.0%	-1
	Petition-Restore Arms	PR	0	▼	-100.0%	-2
<b>Total</b>			<b>227</b>	▲	<b>8.6%</b>	<b>+18</b>
<b>Civil Commitments</b>	Temporary Detention Order	TD	2	▼	-71.4%	-5
	Emergency Custody Order	EC	0	▼	-100.0%	-1
<b>Total</b>			<b>2</b>	▼	<b>-75.0%</b>	<b>-6</b>
<b>GRAND TOTAL</b>			<b>2,845</b>	▼	<b>-12.2%</b>	<b>-396</b>

**Dispositions by Major Case Category\*\***

Category	Summary	Change	% Change	Absolute Change
Felony	25	▼	-16.7%	-5
Garnishment	59	▼	+18.0%	+9
General Civil	116	▲	+24.7%	+23
Infraction/Civil Violation	2,148	▼	-14.1%	-353
Landlord /Tenant	8	▼	-55.6%	-10
Misdemeanor	424	▲	-6.8%	-31
Other	49	▲	-36.4%	-28
Protective Orders	16	▼	-5.9%	-1
<b>GRAND TOTAL</b>	<b>2,845</b>	▼	<b>-12.2%</b>	<b>-396</b>

\* Compared to same time period as previous year  
 9/12/2024 1:08:16PM

\*\* Case Type Categories are defined in the 2017 Virginia Judicial Workload Assessment  
 Source: SCV-SQL-Information

2024 Overall GRAND TOTAL		Distribution of Caseload			Change*		Percentage (%) of Caseload		
<b>3,678</b>	+457 14.2%	<b>Criminal</b>	296	8%	6.9% ▲	+19	<b>Criminal</b>	2023 8.6%	2024 8.0%
2024	↑	<b>Traffic</b>	2,749	75%	12.9% ▲	+314	<b>Traffic</b>	75.6%	74.7%
2023		<b>Civil</b>	623	17%	25.1% ▲	+125	<b>Civil</b>	15.5%	16.9%
		<b>Civil Commitments</b>	10	0%	-9.1% ▼	-1	<b>Civil Commitments</b>	0.3%	0.3%
		<b>GRAND TOTAL</b>	<b>3,678</b>	100%	14.2% ▲	+457	<b>GRAND TOTAL</b>	100%	100%

Dispositions by Division & Code

Division	Case Type Description	Code	Summary	Change	% Change	Absolute Change
<b>Criminal</b>	Misdemeanor	M	208	▲	+14.9%	+27
	Felony	F	51	↔		-
	Capias	CA	22	▲	+4.8%	+1
	Show Cause	SC	10	▼	-37.5%	-6
	Civil Violation	CV	3	▼	-57.1%	-4
	Restricted Operators License	RL	2	▲	+100.0%	+1
	<b>Total</b>			<b>296</b>	<b>▲</b>	<b>6.9%</b>
<b>Traffic</b>	Infraction	I	2,392	▲	+13.2%	+279
	Misdemeanor	M	336	▲	+9.8%	+30
	Capias	CA	9	▼	-10.0%	-1
	Civil Violation	CV	6	▲	+500.0%	+5
	Show Cause	SC	4	↔		-
	Felony	F	2	▲	-	+2
	Restricted Operators License	RL	0	▼	-100.0%	-1
<b>Total</b>			<b>2,749</b>	<b>▲</b>	<b>12.9%</b>	<b>+314</b>
<b>Civil</b>	Warrant in Debt	WD	311	▲	+51.7%	+106
	Garnishment	GA	157	▲	+23.6%	+30
	Unlawful Detainer	UD	58	▼	-15.9%	-11
	Other	OT	46	▲	+31.4%	+11
	Preliminary Protective Order	PP	14	▼	-26.3%	-5
	Protective Order	PO	14	▲	+16.7%	+2
	Admin License	AL	9	▼	-40.0%	-6
	Counter Claim	CC	3	▲	+200.0%	+2
	Impoundment	IM	3	▼	-57.1%	-4
	Abstract	AJ	2	▲	+100.0%	+1
	Interrogatory	IN	2	▼	-33.3%	-1
	Detinue	DT	1	▼	-66.7%	-2
	Motion for Judgment	MJ	1	▲	-	+1
	Petition-Restore Arms	PR	1	▲	-	+1
	Show Cause	SC	1	▲	-	+1
Bond Forfeiture	BF	0	▼	-100.0%	-1	
<b>Total</b>			<b>623</b>	<b>▲</b>	<b>25.1%</b>	<b>+125</b>
<b>Civil Commitments</b>	Temporary Detention Order	TD	6	↔		-
	Emergency Custody Order	EC	4	▼	-20.0%	-1
<b>Total</b>			<b>10</b>	<b>▼</b>	<b>-9.1%</b>	<b>-1</b>
<b>GRAND TOTAL</b>			<b>3,678</b>	<b>▲</b>	<b>14.2%</b>	<b>+457</b>

Dispositions by Major Case Category\*\*

Category	Summary	Change	% Change	Absolute Change
Felony	53	▲	+3.9%	+2
Garnishment	159	▼	+22.3%	+29
General Civil	318	▲	+48.6%	+104
Infraction/Civil Violation	2,401	▲	+13.2%	+280
Landlord /Tenant	58	▼	-15.9%	-11
Misdemeanor	546	▲	+11.7%	+57
Other	115	▲	-0.9%	-1
Protective Orders	28	▼	-9.7%	-3

\* Compared to same time period as previous year  
 9/12/2024 1:08:16PM

\*\* Case Type Categories are defined in the 2017 Virginia Judicial Workload Assessment  
 Source: SCV-SQL-Information

*GRAND TOTAL*

**3,678**

▲

14.2%

+457



2024 Overall GRAND TOTAL		Distribution of Caseload			Change*		Percentage (%) of Caseload		
<b>1,177</b>	+22 1.9%	<b>Criminal</b>	147	12%	51.5% ▲	+50	<b>Criminal</b>	2023 8.4%	2024 12.5%
2024	↑	<b>Traffic</b>	802	68%	-7.7% ▼	-67	<b>Traffic</b>	75.2%	68.1%
2023		<b>Civil</b>	220	19%	24.3% ▲	+43	<b>Civil</b>	15.3%	18.7%
		<b>Civil Commitments</b>	8	1%	-33.3% ▼	-4	<b>Civil Commitments</b>	1.0%	0.7%
		<b>GRAND TOTAL</b>	<b>1,177</b>	100%	1.9% ▲	+22	<b>GRAND TOTAL</b>	100%	100%

**Dispositions by Division & Code**

Division	Case Type Description	Code	Summary	Change	% Change	Absolute Change
<b>Criminal</b>	Misdemeanor	M	110	▲	+64.2%	+43
	Felony	F	15	▼	-6.3%	-1
	Capias	CA	9	▲	+350.0%	+7
	Show Cause	SC	7	▲	+40.0%	+2
	Civil Violation	CV	6	▼	-14.3%	-1
	<b>Total</b>			<b>147</b>	<b>▲</b>	<b>51.5%</b>
<b>Traffic</b>	Infraction	I	672	▼	-4.8%	-34
	Misdemeanor	M	127	▼	-16.4%	-25
	Show Cause	SC	2	▼	-50.0%	-2
	Capias	CA	1	▼	-75.0%	-3
	Civil Violation	CV	0	▼	-100.0%	-1
	Felony	F	0	▼	-100.0%	-1
	Restricted Operators License	RL	0	▼	-100.0%	-1
	<b>Total</b>			<b>802</b>	<b>▼</b>	<b>-7.7%</b>
<b>Civil</b>	Warrant in Debt	WD	99	▲	+43.5%	+30
	Garnishment	GA	42	▲	+7.7%	+3
	Other	OT	19	▲	+72.7%	+8
	Unlawful Detainer	UD	19	▼	-24.0%	-6
	Admin License	AL	13	▲	+62.5%	+5
	Preliminary Protective Order	PP	13	▲	+160.0%	+8
	Protective Order	PO	9	▲	+200.0%	+6
	Detinue	DT	3	▲	+50.0%	+1
	Abstract	AJ	1	↔		-
	Impoundment	IM	1	▼	-66.7%	-2
	Interrogatory	IN	1	▼	-83.3%	-5
	Counter Claim	CC	0	▼	-100.0%	-1
	Show Cause	SC	0	▼	-100.0%	-4
	<b>Total</b>			<b>220</b>	<b>▲</b>	<b>24.3%</b>
<b>Civil Commitments</b>	Temporary Detention Order	TD	6	↔		-
	Emergency Custody Order	EC	2	▼	-66.7%	-4
	<b>Total</b>			<b>8</b>	<b>▼</b>	<b>-33.3%</b>
<b>GRAND TOTAL</b>			<b>1,177</b>	<b>▲</b>	<b>1.9%</b>	<b>+22</b>

**Dispositions by Major Case Category\*\***

Category	Summary	Change	% Change	Absolute Change
Felony	15	▼	-11.8%	-2
Garnishment	43	▼	-4.4%	-2
General Civil	103	▲	+43.1%	+31
Infraction/Civil Violation	678	▼	-5.0%	-36
Landlord /Tenant	19	▼	-24.0%	-6
Misdemeanor	237	▼	+7.7%	+17
Other	60	▲	+11.1%	+6
Protective Orders	22	▲	+175.0%	+14
<b>GRAND TOTAL</b>	<b>1,177</b>	<b>▲</b>	<b>1.9%</b>	<b>+22</b>

\* Compared to same time period as previous year  
 9/12/2024 1:08:16PM

\*\* Case Type Categories are defined in the 2017 Virginia Judicial Workload Assessment  
 Source: SCV-SQL-Information

2024 Overall GRAND TOTAL		Distribution of Caseload			Change*		Percentage (%) of Caseload		
<b>1,418</b>	+332 30.6%	<b>Criminal</b>	290	20%	94.6% ▲	+141	<b>Criminal</b>	2023 13.7%	2024 20.5%
2024	↑	<b>Traffic</b>	868	61%	24.9% ▲	+173	<b>Traffic</b>	64.0%	61.2%
2023		<b>Civil</b>	246	17%	11.3% ▲	+25	<b>Civil</b>	20.3%	17.3%
		<b>Civil Commitments</b>	14	1%	-33.3% ▼	-7	<b>Civil Commitments</b>	1.9%	1.0%
		<b>GRAND TOTAL</b>	<b>1,418</b>	100%	30.6% ▲	+332	<b>GRAND TOTAL</b>	100%	100%

Dispositions by Division & Code

Division	Case Type Description	Code	Summary	Change	% Change	Absolute Change
<b>Criminal</b>	Misdemeanor	M	227	▲	+124.8%	+126
	Felony	F	32	▲	+190.9%	+21
	Civil Violation	CV	15	▲	+200.0%	+10
	Capias	CA	12	▼	-33.3%	-6
	Show Cause	SC	4	▼	-71.4%	-10
	<b>Total</b>			<b>290</b>	<b>▲</b>	<b>94.6%</b>
<b>Traffic</b>	Infraction	I	721	▲	+25.6%	+147
	Misdemeanor	M	143	▲	+23.3%	+27
	Felony	F	2	↔		-
	Capias	CA	1	↔		-
	Civil Violation	CV	1	▲	-	+1
	Show Cause	SC	0	▼	-100.0%	-2
	<b>Total</b>			<b>868</b>	<b>▲</b>	<b>24.9%</b>
<b>Civil</b>	Warrant in Debt	WD	99	▲	+12.5%	+11
	Garnishment	GA	51	▲	+37.8%	+14
	Other	OT	23	▲	-4.2%	-1
	Unlawful Detainer	UD	20	▼	-31.0%	-9
	Admin License	AL	15	▲	+25.0%	+3
	Preliminary Protective Order	PP	14	▲	+7.7%	+1
	Protective Order	PO	7	▲	+40.0%	+2
	Impoundment	IM	5	▲	+25.0%	+1
	Detinue	DT	4	↔		-
	Abstract	AJ	2	↔		-
	Motion for Judgment	MJ	2	▲	-	+2
	Petition-Restore Arms	PR	2	▲	-	+2
	Bond Forfeiture	BF	1	▲	-	+1
	Tenants Assertion	TA	1	▲	-	+1
	Interrogatory	IN	0	▼	-100.0%	-1
	Show Cause	SC	0	▼	-100.0%	-2
<b>Total</b>			<b>246</b>	<b>▲</b>	<b>11.3%</b>	<b>+25</b>
<b>Civil Commitments</b>	Temporary Detention Order	TD	10	▼	-41.2%	-7
	Emergency Custody Order	EC	4	↔		-
<b>Total</b>			<b>14</b>	<b>▼</b>	<b>-33.3%</b>	<b>-7</b>
<b>GRAND TOTAL</b>			<b>1,418</b>	<b>▲</b>	<b>30.6%</b>	<b>+332</b>

Dispositions by Major Case Category\*\*

Category	Summary	Change	% Change	Absolute Change
Felony	34	▲	+161.5%	+21
Garnishment	51	▼	+34.2%	+13
General Civil	110	▲	+17.0%	+16
Infraction/Civil Violation	737	▲	+27.3%	+158
Landlord /Tenant	21	▲	-27.6%	-8
Misdemeanor	370	▲	+70.5%	+153
Other	74	▲	-24.5%	-24
Protective Orders	21	▲	+16.7%	+3
<b>GRAND TOTAL</b>	<b>1,418</b>	<b>▲</b>	<b>30.6%</b>	<b>+332</b>

\* Compared to same time period as previous year  
 9/12/2024 1:08:16PM

\*\* Case Type Categories are defined in the 2017 Virginia Judicial Workload Assessment  
 Source: SCV-SQL-Information



2024 Overall GRAND TOTAL		Distribution of Caseload			Change*		Percentage (%) of Caseload		
<b>7,510</b>	-654 -8.0%	<b>Criminal</b>	926	12%	43.1% ▲	+279	<b>Criminal</b>	2023 7.9%	2024 12.3%
2024		<b>Traffic</b>	5,813	77%	-15.9% ▼	-1,102	<b>Traffic</b>	84.7%	77.4%
2023		<b>Civil</b>	762	10%	29.4% ▲	+173	<b>Civil</b>	7.2%	10.1%
		<b>Civil Commitments</b>	9	0%	-30.8% ▼	-4	<b>Civil Commitments</b>	0.2%	0.1%
		<b>GRAND TOTAL</b>	<b>7,510</b>	100%	-8.0% ▼	-654	<b>GRAND TOTAL</b>	100%	100%

Dispositions by Division & Code

Division	Case Type Description	Code	Summary	Change	% Change	Absolute Change
<b>Criminal</b>	Misdemeanor	M	510	▲	+44.9%	+158
	Felony	F	258	▲	+27.7%	+56
	Capias	CA	88	▲	+66.0%	+35
	Civil Violation	CV	38	▲	+58.3%	+14
	Show Cause	SC	32	▲	+100.0%	+16
	<b>Total</b>			<b>926</b>	<b>▲</b>	<b>43.1%</b>
<b>Traffic</b>	Infraction	I	3,709	▼	-23.2%	-1,118
	Misdemeanor	M	1,919	▲	+0.7%	+13
	Capias	CA	98	▼	-9.3%	-10
	Show Cause	SC	57	▼	-1.7%	-1
	Civil Violation	CV	17	▲	-	+17
	Felony	F	13	▼	-18.8%	-3
<b>Total</b>			<b>5,813</b>	<b>▼</b>	<b>-15.9%</b>	<b>-1,102</b>
<b>Civil</b>	Warrant in Debt	WD	364	▲	+37.4%	+99
	Garnishment	GA	184	▲	+25.2%	+37
	Admin License	AL	61	▲	+29.8%	+14
	Other	OT	34	▼	-	-
	Preliminary Protective Order	PP	30	▲	+172.7%	+19
	Unlawful Detainer	UD	28	▼	-6.7%	-2
	Impoundment	IM	13	▼	-40.9%	-9
	Protective Order	PO	11	↔	-	-
	Abstract	AJ	9	▲	+28.6%	+2
	Interrogatory	IN	9	▲	+350.0%	+7
	Bond Forfeiture	BF	8	▲	+700.0%	+7
	Show Cause	SC	5	↔	-	-
	Detinue	DT	4	▲	-	+4
	Motion for Judgment	MJ	2	▼	-33.3%	-1
	Counter Claim	CC	0	▼	-100.0%	-3
	Tenants Assertion	TA	0	▼	-100.0%	-1
<b>Total</b>			<b>762</b>	<b>▲</b>	<b>29.4%</b>	<b>+173</b>
<b>Civil Commitments</b>	Emergency Custody Order	EC	6	↔	-	-
	Temporary Detention Order	TD	3	▼	-25.0%	-1
	Mental Commitment	MC	0	▼	-100.0%	-1
	Petition	PT	0	▼	-100.0%	-2
<b>Total</b>			<b>9</b>	<b>▼</b>	<b>-30.8%</b>	<b>-4</b>
<b>GRAND TOTAL</b>			<b>7,510</b>	<b>▼</b>	<b>-8.0%</b>	<b>-654</b>

Dispositions by Major Case Category\*\*

Category	Summary	Change	% Change	Absolute Change
Felony	271	▲	+24.3%	+53
Garnishment	193	▲	+29.5%	+44
General Civil	381	▲	+35.1%	+99
Infraction/Civil Violation	3,764	▲	-22.4%	-1,087
Involuntary Civil Commitments	0	▼	-100.0%	-2
Landlord /Tenant	28	▼	-9.7%	-3
Misdemeanor	2,429	▲	+7.6%	+171
Other	403	▲	+14.8%	+52

\* Compared to same time period as previous year  
 9/12/2024 1:08:16PM

\*\* Case Type Categories are defined in the 2017 Virginia Judicial Workload Assessment  
 Source: SCV-SQL-Information

**CPSS - GCMS CASELOAD STATISTICS OF THE GENERAL DISTRICT COURTS**  
January 2024 thru August 2024 Dispositions (Compared to January 2023 thru August 2023)

**New Kent**

District: 9 FIPS: 127

---

Protective Orders	41	▲	+86.4%	+19
<b>GRAND TOTAL</b>	<b>7,510</b>	▼	-8.0%	-654

---

\* Compared to same time period as previous year  
9/12/2024 1:08:16PM

\*\* Case Type Categories are defined in the 2017 Virginia Judicial Workload Assessment  
Source: SCV-SQL-Information

2024 Overall GRAND TOTAL		Distribution of Caseload			Change*		Percentage (%) of Caseload		
<b>13,534</b>	+2,865 26.9%	<b>Criminal</b>	1,900	14%	1.5% ▲	+28	<b>Criminal</b>	2023 17.5%	2024 14.0%
2024	↑	<b>Traffic</b>	6,833	50%	55.5% ▲	+2,439	<b>Traffic</b>	41.2%	50.5%
2023		<b>Civil</b>	3,306	24%	13.4% ▲	+391	<b>Civil</b>	27.3%	24.4%
		<b>Civil Commitments</b>	1,495	11%	0.5% ▲	+7	<b>Civil Commitments</b>	13.9%	11.0%
		<b>GRAND TOTAL</b>	<b>13,534</b>	100%	26.9% ▲	+2,865	<b>GRAND TOTAL</b>	100%	100%

**Dispositions by Division & Code**

Division	Case Type Description	Code	Summary	Change	% Change	Absolute Change
<b>Criminal</b>	Misdemeanor	M	1,071	▼	-0.2%	-2
	Felony	F	393	▲	+12.3%	+43
	Capias	CA	268	▲	+12.6%	+30
	Show Cause	SC	111	▼	-19.0%	-26
	Civil Violation	CV	33	▼	-28.3%	-13
	Motion	MO	24	▼	-14.3%	-4
	<b>Total</b>			<b>1,900</b>	<b>▲</b>	<b>1.5%</b>
<b>Traffic</b>	Infraction	I	5,269	▲	+63.2%	+2,040
	Misdemeanor	M	1,385	▲	+34.6%	+356
	Capias	CA	56	▲	+16.7%	+8
	Show Cause	SC	49	▼	-18.3%	-11
	Civil Violation	CV	46	▲	-	+46
	Felony	F	27	▲	+3.8%	+1
	Restricted Operators License	RL	1	▼	-50.0%	-1
<b>Total</b>			<b>6,833</b>	<b>▲</b>	<b>55.5%</b>	<b>+2,439</b>
<b>Civil</b>	Warrant in Debt	WD	1,348	▲	+51.8%	+460
	Unlawful Detainer	UD	762	▼	-3.8%	-30
	Garnishment	GA	653	▲	+3.2%	+20
	Other	OT	141	▲	-25.0%	-47
	Preliminary Protective Order	PP	87	▼	-6.5%	-6
	Admin License	AL	71	▼	-15.5%	-13
	Protective Order	PO	67	▼	-16.3%	-13
	Interrogatory	IN	43	▲	+26.5%	+9
	Impoundment	IM	27	▲	+170.0%	+17
	Show Cause	SC	27	▲	+107.7%	+14
	Detinue	DT	18	▲	+200.0%	+12
	Bond Forfeiture	BF	16	▲	-	+16
	Motion for Judgment	MJ	14	▼	-61.1%	-22
	Abstract	AJ	11	▼	-71.1%	-27
	Tenants Assertion	TA	11	▼	-31.3%	-5
	Counter Claim	CC	4	↔	-	-
	Capias	CA	3	▲	-	+3
Petition-Restore Arms	PR	2	▲	-	+2	
Overweight	OC	1	▲	-	+1	
<b>Total</b>			<b>3,306</b>	<b>▲</b>	<b>13.4%</b>	<b>+391</b>
<b>Civil Commitments</b>	Mental Commitment	MC	934	▲	+0.6%	+6
	Other	OT	398	▲	+2.1%	+8
	Temporary Detention Order	TD	124	▼	-9.5%	-13
	Emergency Custody Order	EC	39	▲	+18.2%	+6
<b>Total</b>			<b>1,495</b>	<b>▲</b>	<b>0.5%</b>	<b>+7</b>
<b>GRAND TOTAL</b>			<b>13,534</b>	<b>▲</b>	<b>26.9%</b>	<b>+2,865</b>

**Dispositions by Major Case Category\*\***

Category	Summary	Change	% Change	Absolute Change
Felony	420	▲	+11.7%	+44
Garnishment	696	▲	+4.3%	+29
General Civil	1,404	▲	+49.8%	+467
Infraction/Civil Violation	5,349	▲	+63.3%	+2,074

\* Compared to same time period as previous year  
 9/12/2024 1:08:16PM

\*\* Case Type Categories are defined in the 2017 Virginia Judicial Workload Assessment  
 Source: SCV-SQL-Information

**CPSS - GCMS CASELOAD STATISTICS OF THE GENERAL DISTRICT COURTS**  
 January 2024 thru August 2024 Dispositions (Compared to January 2023 thru August 2023)

Involuntary Civil Commitments	398	▲	+2.1%	+8
Landlord /Tenant	773	▼	-4.3%	-35
Misdemeanor	2,457	▼	+16.8%	+353
Other	1,883	▲	-2.9%	-56
Protective Orders	154	▼	-11.0%	-19
<b>GRAND TOTAL</b>	<b>13,534</b>	▲	26.9%	+2,865

\* Compared to same time period as previous year  
 9/12/2024 1:08:16PM

\*\* Case Type Categories are defined in the 2017 Virginia Judicial Workload Assessment  
 Source: SCV-SQL-Information

2024 Overall GRAND TOTAL		Distribution of Caseload			Change*		Percentage (%) of Caseload		
<b>14,378</b>	+2,581 21.9%	<b>Criminal</b>	1,522	11%	5.4% ▲	+78	<b>Criminal</b>	2023 12.2%	2024 10.6%
2024		<b>Traffic</b>	9,936	69%	26.0% ▲	+2,052	<b>Traffic</b>	66.8%	69.1%
2023		<b>Civil</b>	2,835	20%	17.3% ▲	+418	<b>Civil</b>	20.5%	19.7%
		<b>Civil Commitments</b>	85	1%	63.5% ▲	+33	<b>Civil Commitments</b>	0.4%	0.6%
		<b>GRAND TOTAL</b>	<b>14,378</b>	100%	21.9% ▲	+2,581	<b>GRAND TOTAL</b>	100%	100%

**Dispositions by Division & Code**

Division	Case Type Description	Code	Summary	Change	% Change	Absolute Change
<b>Criminal</b>	Misdemeanor	M	864	▼	-2.9%	-26
	Felony	F	378	▲	+18.9%	+60
	Capias	CA	159	▲	+23.3%	+30
	Show Cause	SC	79	▲	+2.6%	+2
	Civil Violation	CV	42	▲	+40.0%	+12
	<b>Total</b>			<b>1,522</b>	<b>▲</b>	<b>5.4%</b>
<b>Traffic</b>	Infraction	I	7,765	▲	+25.4%	+1,575
	Misdemeanor	M	2,109	▲	+29.8%	+484
	Capias	CA	38	▲	+31.0%	+9
	Felony	F	13	▼	-38.1%	-8
	Show Cause	SC	10	▼	-37.5%	-6
	Restricted Operators License	RL	1	▼	-50.0%	-1
	Civil Violation	CV	0	▼	-100.0%	-1
	<b>Total</b>			<b>9,936</b>	<b>▲</b>	<b>26.0%</b>
<b>Civil</b>	Warrant in Debt	WD	1,181	▲	+36.8%	+318
	Garnishment	GA	640	▼	-4.6%	-31
	Unlawful Detainer	UD	495	▲	+0.8%	+4
	Other	OT	150	▲	+42.9%	+45
	Admin License	AL	77	▲	+83.3%	+35
	Impoundment	IM	66	▲	+144.4%	+39
	Preliminary Protective Order	PP	55	▲	+14.6%	+7
	Abstract	AJ	48	▲	+100.0%	+24
	Protective Order	PO	40	▼	-9.1%	-4
	Motion for Judgment	MJ	24	▼	-11.1%	-3
	Interrogatory	IN	19	▼	-13.6%	-3
	Zoning Violation	ZO	15	▼	-48.3%	-14
	Detinue	DT	8	▲	-	+8
	Show Cause	SC	8	▼	-38.5%	-5
	Tenants Assertion	TA	5	▲	+66.7%	+2
	Counter Claim	CC	3	▲	+50.0%	+1
	Petition-Restore Arms	PR	1	▼	-50.0%	-1
	Capias	CA	0	▼	-100.0%	-2
	Restricted Operators License	RL	0	▼	-100.0%	-1
	Third Party Claim	TH	0	▼	-100.0%	-1
<b>Total</b>			<b>2,835</b>	<b>▲</b>	<b>17.3%</b>	<b>+418</b>
<b>Civil Commitments</b>	Temporary Detention Order	TD	58	▲	+65.7%	+23
	Emergency Custody Order	EC	23	▲	+91.7%	+11
	Medical Emergency Temporary Detention Order	MT	4	▼	-20.0%	-1
	<b>Total</b>			<b>85</b>	<b>▲</b>	<b>63.5%</b>
<b>GRAND TOTAL</b>			<b>14,378</b>	<b>▲</b>	<b>21.9%</b>	<b>+2,581</b>

**Dispositions by Major Case Category\*\***

Category	Summary	Change	% Change	Absolute Change
Felony	391	▼	+15.3%	+52
Garnishment	659	▼	-4.9%	-34
General Civil	1,228	▲	+36.1%	+326
Infraction/Civil Violation	7,807	▼	+25.5%	+1,586
Landlord /Tenant	500	▲	+1.2%	+6

\* Compared to same time period as previous year  
 9/12/2024 1:08:16PM

\*\* Case Type Categories are defined in the 2017 Virginia Judicial Workload Assessment  
 Source: SCV-SQL-Information



**CPSS - GCMS CASELOAD STATISTICS OF THE GENERAL DISTRICT COURTS**  
 January 2024 thru August 2024 Dispositions (Compared to January 2023 thru August 2023)

Misdemeanor	2,989	▼	+17.4%	+442
Other	709	▲	+39.3%	+200
Protective Orders	95	▲	+3.3%	+3
<b>GRAND TOTAL</b>	<b>14,378</b>	▲	21.9%	+2,581

\* Compared to same time period as previous year  
 9/12/2024 1:08:16PM

\*\* Case Type Categories are defined in the 2017 Virginia Judicial Workload Assessment  
 Source: SCV-SQL-Information

2024 Overall GRAND TOTAL		Distribution of Caseload			Change*		Percentage (%) of Caseload		
<b>3,187</b>	+446 16.3%	<b>Criminal</b>	349	11%	-17.7% ▼	-75	<b>Criminal</b>	2023 15.5%	2024 11.0%
2024	↑	<b>Traffic</b>	2,114	66%	18.6% ▲	+332	<b>Traffic</b>	65.0%	66.3%
2023		<b>Civil</b>	703	22%	36.8% ▲	+189	<b>Civil</b>	18.8%	22.1%
		<b>Civil Commitments</b>	21	1%	0.0%	0	<b>Civil Commitments</b>	0.8%	0.7%
		<b>GRAND TOTAL</b>	<b>3,187</b>	100%	16.3% ▲	+446	<b>GRAND TOTAL</b>	100%	100%

Dispositions by Division & Code

Division	Case Type Description	Code	Summary	Change	% Change	Absolute Change
<b>Criminal</b>	Misdemeanor	M	180	▼	-26.2%	-64
	Felony	F	95	▲	+11.8%	+10
	Capias	CA	42	▲	+7.7%	+3
	Show Cause	SC	23	▼	-23.3%	-7
	Civil Violation	CV	9	▼	-65.4%	-17
	<b>Total</b>			<b>349</b>	▼	<b>-17.7%</b>
<b>Traffic</b>	Infraction	I	1,771	▲	+20.1%	+297
	Misdemeanor	M	315	▲	+16.2%	+44
	Show Cause	SC	11	▼	-8.3%	-1
	Felony	F	9	▼	-40.0%	-6
	Capias	CA	8	▼	-20.0%	-2
	<b>Total</b>			<b>2,114</b>	▲	<b>18.6%</b>
<b>Civil</b>	Warrant in Debt	WD	341	▲	+66.3%	+136
	Garnishment	GA	159	▼	-6.5%	-11
	Detinue	DT	45	▲	+80.0%	+20
	Unlawful Detainer	UD	33	▼	-13.2%	-5
	Other	OT	28	▲	+33.3%	+7
	Preliminary Protective Order	PP	27	▲	+107.7%	+14
	Protective Order	PO	26	▲	+100.0%	+13
	Show Cause	SC	14	▲	+250.0%	+10
	Admin License	AL	7	▼	-56.3%	-9
	Bond Forfeiture	BF	5	▲	+66.7%	+2
	Impoundment	IM	5	▲	+150.0%	+3
	Zoning Violation	ZO	4	▲	-	+4
	Abstract	AJ	3	▼	-25.0%	-1
	Interrogatory	IN	3	▲	-	+3
	Capias	CA	1	▲	-	+1
	Motion for Judgment	MJ	1	▲	-	+1
	Restricted Operators License	RL	1	▲	-	+1
<b>Total</b>			<b>703</b>	▲	<b>36.8%</b>	<b>+189</b>
<b>Civil Commitments</b>	Emergency Custody Order	EC	13	▲	+62.5%	+5
	Temporary Detention Order	TD	7	▼	-36.4%	-4
	Mental Commitment	MC	1	▼	-50.0%	-1
	<b>Total</b>			<b>21</b>		<b>0.0%</b>
<b>GRAND TOTAL</b>			<b>3,187</b>	▲	16.3%	+446

Dispositions by Major Case Category\*\*

Category	Summary	Change	% Change	Absolute Change
Felony	104	▼	+4.0%	+4
Garnishment	162	▲	-4.7%	-8
General Civil	390	▲	+69.6%	+160
Infraction/Civil Violation	1,780	▼	+18.7%	+280
Landlord /Tenant	33	▼	-13.2%	-5
Misdemeanor	500	▲	-2.9%	-15
Other	165	▲	+1.9%	+3
Protective Orders	53	▲	+103.8%	+27
<b>GRAND TOTAL</b>	<b>3,187</b>	▲	16.3%	+446

\* Compared to same time period as previous year  
 9/12/2024 1:08:16PM

\*\* Case Type Categories are defined in the 2017 Virginia Judicial Workload Assessment  
 Source: SCV-SQL-Information



2024 Overall GRAND TOTAL		Distribution of Caseload			Change*		Percentage (%) of Caseload		
<b>2,765</b>	+519 23.1%	<b>Criminal</b>	393	14%	8.9% ▲	+32	<b>Criminal</b>	2023 16.1%	2024 14.2%
2024	↑	<b>Traffic</b>	1,813	66%	25.6% ▲	+369	<b>Traffic</b>	64.3%	65.6%
2023		<b>Civil</b>	538	19%	29.3% ▲	+122	<b>Civil</b>	18.5%	19.5%
		<b>Civil Commitments</b>	21	1%	-16.0% ▼	-4	<b>Civil Commitments</b>	1.1%	0.8%
		<b>GRAND TOTAL</b>	<b>2,765</b>	100%	23.1% ▲	+519	<b>GRAND TOTAL</b>	100%	100%

**Dispositions by Division & Code**

Division	Case Type Description	Code	Summary	Change	% Change	Absolute Change
<b>Criminal</b>	Misdemeanor	M	229	▲	+12.8%	+26
	Felony	F	96	▼	-10.3%	-11
	Show Cause	SC	31	▲	+6.9%	+2
	Capias	CA	29	▲	+93.3%	+14
	Civil Violation	CV	8	▲	+14.3%	+1
	<b>Total</b>			<b>393</b>	▲	<b>8.9%</b>
<b>Traffic</b>	Infraction	I	1,461	▲	+21.2%	+256
	Misdemeanor	M	342	▲	+47.4%	+110
	Civil Violation	CV	4	▲	-	+4
	Show Cause	SC	4	▼	-20.0%	-1
	Capias	CA	1	↔	-	-
	Felony	F	1	↔	-	-
	<b>Total</b>			<b>1,813</b>	▲	<b>25.6%</b>
<b>Civil</b>	Warrant in Debt	WD	252	▲	+58.5%	+93
	Garnishment	GA	112	▲	+17.9%	+17
	Other	OT	42	▲	+13.5%	+5
	Impoundment	IM	34	▲	+47.8%	+11
	Unlawful Detainer	UD	25	▼	-43.2%	-19
	Preliminary Protective Order	PP	22	▲	+10.0%	+2
	Admin License	AL	21	▲	+50.0%	+7
	Protective Order	PO	16	▲	+45.5%	+5
	Detinue	DT	6	▲	+20.0%	+1
	Show Cause	SC	3	▼	-40.0%	-2
	Interrogatory	IN	2	▲	-	+2
	Motion for Judgment	MJ	2	↔	-	-
	Bond Forfeiture	BF	1	▲	-	+1
	Overweight	OC	0	▼	-100.0%	-1
	<b>Total</b>			<b>538</b>	▲	<b>29.3%</b>
<b>Civil Commitments</b>	Temporary Detention Order	TD	18	↔	-	-
	Emergency Custody Order	EC	2	▼	-66.7%	-4
	Mental Commitment	MC	1	▲	-	+1
	Petition	PT	0	▼	-100.0%	-1
<b>Total</b>			<b>21</b>	▼	<b>-16.0%</b>	<b>-4</b>
<b>GRAND TOTAL</b>			<b>2,765</b>	▲	23.1%	+519

**Dispositions by Major Case Category\*\***

Category	Summary	Change	% Change	Absolute Change
Felony	97	▼	-10.2%	-11
Garnishment	114	▲	+20.0%	+19
General Civil	263	▲	+55.6%	+94
Infraction/Civil Violation	1,473	▲	+21.4%	+260
Involuntary Civil Commitments	0	▼	-100.0%	-1
Landlord /Tenant	25	▼	-43.2%	-19
Misdemeanor	571	▲	+31.3%	+136
Other	184	▲	+22.7%	+34
Protective Orders	38	▲	+22.6%	+7

\* Compared to same time period as previous year  
 9/12/2024 1:08:16PM

\*\* Case Type Categories are defined in the 2017 Virginia Judicial Workload Assessment  
 Source: SCV-SQL-Information

**CPSS - GCMS CASELOAD STATISTICS OF THE GENERAL DISTRICT COURTS**  
January 2024 thru August 2024 Dispositions (Compared to January 2023 thru August 2023)

---

<i><b>GRAND TOTAL</b></i>	<b>2,765</b>	▲	23.1%	+519
---------------------------	--------------	---	-------	------

---

\* Compared to same time period as previous year  
9/12/2024 1:08:16PM

\*\* Case Type Categories are defined in the 2017 Virginia Judicial Workload Assessment  
Source: SCV-SQL-Information

2024 Overall GRAND TOTAL		Distribution of Caseload			Change*		Percentage (%) of Caseload		
<b>2,526</b>	-1,396 -35.6%	<b>Criminal</b>	255	10%	-4.9% ▼	-13	<b>Criminal</b>	2023 6.8%	2024 10.1%
2024		<b>Traffic</b>	1,881	74%	-42.0% ▼	-1,363	<b>Traffic</b>	82.7%	74.5%
2023		<b>Civil</b>	379	15%	-6.0% ▼	-24	<b>Civil</b>	10.3%	15.0%
		<b>Civil Commitments</b>	11	0%	57.1% ▲	+4	<b>Civil Commitments</b>	0.2%	0.4%
		<b>GRAND TOTAL</b>	<b>2,526</b>	100%	-35.6% ▼	-1,396	<b>GRAND TOTAL</b>	100%	100%

Dispositions by Division & Code

Division	Case Type Description	Code	Summary	Change	% Change	Absolute Change
<b>Criminal</b>	Misdemeanor	M	146	▼	-8.8%	-14
	Felony	F	68	▲	+44.7%	+21
	Show Cause	SC	26	▲	+30.0%	+6
	Capias	CA	12	▼	-70.0%	-28
	Civil Violation	CV	3	▲	+200.0%	+2
	<b>Total</b>			<b>255</b>	▼	<b>-4.9%</b>
<b>Traffic</b>	Infraction	I	1,538	▼	-45.2%	-1,271
	Misdemeanor	M	313	▼	-13.1%	-47
	Show Cause	SC	15	▼	-42.3%	-11
	Capias	CA	9	▼	-79.1%	-34
	Felony	F	6	↔		-
	<b>Total</b>			<b>1,881</b>	▼	<b>-42.0%</b>
<b>Civil</b>	Warrant in Debt	WD	203	▲	+13.4%	+24
	Garnishment	GA	88	▲	+6.0%	+5
	Other	OT	31	▼	-26.2%	-11
	Unlawful Detainer	UD	18	▼	-48.6%	-17
	Impoundment	IM	7	▼	-41.7%	-5
	Protective Order	PO	7	▼	-56.3%	-9
	Admin License	AL	6	▼	-25.0%	-2
	Bond Forfeiture	BF	6	▲	+200.0%	+4
	Preliminary Protective Order	PP	6	▼	-64.7%	-11
	Detinue	DT	4	▲	+300.0%	+3
	Abstract	AJ	2	▲	-	+2
	Tenants Assertion	TA	1	▲	-	+1
	Interrogatory	IN	0	▼	-100.0%	-3
	Show Cause	SC	0	▼	-100.0%	-5
<b>Total</b>			<b>379</b>	▼	<b>-6.0%</b>	<b>-24</b>
<b>Civil Commitments</b>	Temporary Detention Order	TD	10	▲	+42.9%	+3
	Emergency Custody Order	EC	1	▲	-	+1
<b>Total</b>			<b>11</b>	▲	<b>57.1%</b>	<b>+4</b>
<b>GRAND TOTAL</b>			<b>2,526</b>	▼	-35.6%	-1,396

Dispositions by Major Case Category\*\*

Category	Summary	Change	% Change	Absolute Change
Felony	74	▲	+39.6%	+21
Garnishment	88	▼	+2.3%	+2
General Civil	208	▲	+13.7%	+25
Infraction/Civil Violation	1,541	▲	-45.2%	-1,269
Landlord /Tenant	19	▲	-45.7%	-16
Misdemeanor	459	▼	-11.7%	-61
Other	124	▲	-38.6%	-78
Protective Orders	13	▼	-60.6%	-20
<b>GRAND TOTAL</b>	<b>2,526</b>	▼	-35.6%	-1,396

\* Compared to same time period as previous year  
 9/12/2024 1:08:16PM

\*\* Case Type Categories are defined in the 2017 Virginia Judicial Workload Assessment  
 Source: SCV-SQL-Information

2024 Overall GRAND TOTAL		Distribution of Caseload			Change*		Percentage (%) of Caseload		
<b>1,941</b>	-590 -23.3%	<b>Criminal</b>	144	7%	-2.7% ▼	-4	<b>Criminal</b>	2023 5.8%	2024 7.4%
2024		<b>Traffic</b>	1,453	75%	-31.0% ▼	-652	<b>Traffic</b>	83.2%	74.9%
2023		<b>Civil</b>	332	17%	26.2% ▲	+69	<b>Civil</b>	10.4%	17.1%
		<b>Civil Commitments</b>	12	1%	-20.0% ▼	-3	<b>Civil Commitments</b>	0.6%	0.6%
		<b>GRAND TOTAL</b>	<b>1,941</b>	100%	-23.3% ▼	-590	<b>GRAND TOTAL</b>	100%	100%

Dispositions by Division & Code

Division	Case Type Description	Code	Summary	Change	% Change	Absolute Change
<b>Criminal</b>	Misdemeanor	M	100	▼	-6.5%	-7
	Felony	F	28	▲	+75.0%	+12
	Capias	CA	8	▲	+14.3%	+1
	Show Cause	SC	7	▼	-41.7%	-5
	Civil Violation	CV	1	▼	-83.3%	-5
	<b>Total</b>			<b>144</b>	▼	<b>-2.7%</b>
<b>Traffic</b>	Infraction	I	1,211	▼	-33.6%	-612
	Misdemeanor	M	233	▼	-12.7%	-34
	Show Cause	SC	5	▼	-44.4%	-4
	Capias	CA	4	▼	-33.3%	-2
	<b>Total</b>			<b>1,453</b>	▼	<b>-31.0%</b>
<b>Civil</b>	Warrant in Debt	WD	170	▲	+112.5%	+90
	Garnishment	GA	72	▼	-18.2%	-16
	Other	OT	30	▼	+30.4%	+7
	Unlawful Detainer	UD	21	▼	-38.2%	-13
	Preliminary Protective Order	PP	18	▲	+5.9%	+1
	Protective Order	PO	5	▲	+66.7%	+2
	Admin License	AL	4	▼	-20.0%	-1
	Abstract	AJ	3	▲	-	+3
	Impoundment	IM	3	▼	-66.7%	-6
	Detinue	DT	2	▲	+100.0%	+1
	Show Cause	SC	2	▲	+100.0%	+1
	Overweight	OC	1	▲	-	+1
	Restricted Operators License	RL	1	▲	-	+1
	Interrogatory	IN	0	▼	-100.0%	-1
	Motion for Judgment	MJ	0	▼	-100.0%	-1
<b>Total</b>			<b>332</b>	▲	<b>26.2%</b>	<b>+69</b>
<b>Civil Commitments</b>	Temporary Detention Order	TD	8	▼	-20.0%	-2
	Emergency Custody Order	EC	4	▼	-20.0%	-1
	<b>Total</b>			<b>12</b>	▼	<b>-20.0%</b>
<b>GRAND TOTAL</b>			<b>1,941</b>	▼	-23.3%	-590

Dispositions by Major Case Category\*\*

Category	Summary	Change	% Change	Absolute Change
Felony	28	▲	+75.0%	+12
Garnishment	72	▼	-19.1%	-17
General Civil	172	▲	+104.8%	+88
Infraction/Civil Violation	1,213	▲	-33.7%	-616
Landlord /Tenant	21	▼	-38.2%	-13
Misdemeanor	334	▲	-10.7%	-40
Other	78	▲	-8.2%	-7
Protective Orders	23	▲	+15.0%	+3
<b>GRAND TOTAL</b>	<b>1,941</b>	▼	-23.3%	-590

\* Compared to same time period as previous year  
 9/12/2024 1:08:16PM

\*\* Case Type Categories are defined in the 2017 Virginia Judicial Workload Assessment  
 Source: SCV-SQL-Information

2024 Overall GRAND TOTAL		Distribution of Caseload			Change*		Percentage (%) of Caseload		
<b>6,966</b>	-178 -2.5%	<b>Criminal</b>	1,114	16%	10.1% ▲	+102	<b>Criminal</b>	2023 14.2%	2024 16.0%
2024		<b>Traffic</b>	4,448	64%	-8.0% ▼	-388	<b>Traffic</b>	67.7%	63.9%
2023		<b>Civil</b>	1,333	19%	7.6% ▲	+94	<b>Civil</b>	17.3%	19.1%
		<b>Civil Commitments</b>	71	1%	24.6% ▲	+14	<b>Civil Commitments</b>	0.8%	1.0%
		<b>GRAND TOTAL</b>	<b>6,966</b>	100%	-2.5% ▼	-178	<b>GRAND TOTAL</b>	100%	100%

**Dispositions by Division & Code**

Division	Case Type Description	Code	Summary	Change	% Change	Absolute Change
<b>Criminal</b>	Misdemeanor	M	659	▲	+22.5%	+121
	Felony	F	231	▲	+2.7%	+6
	Capias	CA	103	▼	-8.8%	-10
	Show Cause	SC	82	▼	-5.7%	-5
	Civil Violation	CV	28	▼	-28.2%	-11
	Restricted Operators License	RL	11	▲	+22.2%	+2
	Motion	MO	0	▼	-100.0%	-1
	<b>Total</b>			<b>1,114</b>	<b>▲</b>	<b>10.1%</b>
<b>Traffic</b>	Infraction	I	3,427	▼	-14.4%	-576
	Misdemeanor	M	924	▲	+25.0%	+185
	Show Cause	SC	47	▲	+14.6%	+6
	Capias	CA	36	↔		-
	Restricted Operators License	RL	7	▲	+16.7%	+1
	Felony	F	5	▼	-54.5%	-6
	Civil Violation	CV	1	▲	-	+1
	Motion	MO	1	▲	-	+1
<b>Total</b>			<b>4,448</b>	<b>▼</b>	<b>-8.0%</b>	<b>-388</b>
<b>Civil</b>	Warrant in Debt	WD	547	▲	+12.8%	+62
	Garnishment	GA	377	▲	+12.9%	+43
	Other	OT	103	▲	+3.0%	+3
	Unlawful Detainer	UD	84	▼	-18.4%	-19
	Preliminary Protective Order	PP	59	▲	+47.5%	+19
	Detinue	DT	54	▼	-25.0%	-18
	Admin License	AL	47	▼	-7.8%	-4
	Protective Order	PO	28	▲	+115.4%	+15
	Bond Forfeiture	BF	11	▼	-8.3%	-1
	Impoundment	IM	9	▼	-40.0%	-6
	Interrogatory	IN	5	▲	+400.0%	+4
	Show Cause	SC	4	▲	+100.0%	+2
	Petition-Restore Arms	PR	3	▲	+200.0%	+2
	Abstract	AJ	1	▼	-85.7%	-6
	Motion for Judgment	MJ	1	▼	-50.0%	-1
Overweight	OC	0	▼	-100.0%	-1	
<b>Total</b>			<b>1,333</b>	<b>▲</b>	<b>7.6%</b>	<b>+94</b>
<b>Civil Commitments</b>	Temporary Detention Order	TD	44	▲	+29.4%	+10
	Emergency Custody Order	EC	26	▲	+18.2%	+4
	Mental Commitment	MC	1	▲	-	+1
	Medical Emergency Temporary Detention Order	MT	0	▼	-100.0%	-1
<b>Total</b>			<b>71</b>	<b>▲</b>	<b>24.6%</b>	<b>+14</b>
<b>GRAND TOTAL</b>			<b>6,966</b>	<b>▼</b>	<b>-2.5%</b>	<b>-178</b>

**Dispositions by Major Case Category\*\***

Category	Summary	Change	% Change	Absolute Change
Felony	236	▼		0
Garnishment	382	▲	+14.0%	+47
General Civil	611	▲	+8.3%	+47
Infraction/Civil Violation	3,456	▲	-14.5%	-587
Landlord /Tenant	84	▼	-18.4%	-19

\* Compared to same time period as previous year  
 9/12/2024 1:08:16PM

\*\* Case Type Categories are defined in the 2017 Virginia Judicial Workload Assessment  
 Source: SCV-SQL-Information



**CPSS - GCMS CASELOAD STATISTICS OF THE GENERAL DISTRICT COURTS**  
 January 2024 thru August 2024 Dispositions (Compared to January 2023 thru August 2023)

Misdemeanor	1,601	▲	+23.9%	+309
Other	509	▲	-1.7%	-9
Protective Orders	87	▲	+64.2%	+34
<b>GRAND TOTAL</b>	<b>6,966</b>	▼	-2.5%	-178

\* Compared to same time period as previous year  
 9/12/2024 1:08:16PM

\*\* Case Type Categories are defined in the 2017 Virginia Judicial Workload Assessment  
 Source: SCV-SQL-Information

2024 Overall GRAND TOTAL		Distribution of Caseload			Change*		Percentage (%) of Caseload			
<b>1,478</b>	+69 4.9%	<b>Criminal</b>	235	16%	12.4%	▲	+26	<b>Criminal</b>	2023 14.8%	2024 15.9%
2024	↑	<b>Traffic</b>	901	61%	0.4%	▲	+4	<b>Traffic</b>	63.7%	61.0%
2023		<b>Civil</b>	334	23%	14.8%	▲	+43	<b>Civil</b>	20.7%	22.6%
		<b>Civil Commitments</b>	8	1%	-33.3%	▼	-4	<b>Civil Commitments</b>	0.9%	0.5%
		<b>GRAND TOTAL</b>	<b>1,478</b>	100%	4.9%	▲	+69	<b>GRAND TOTAL</b>	100%	100%

Dispositions by Division & Code

Division	Case Type Description	Code	Summary	Change	% Change	Absolute Change
<b>Criminal</b>	Misdemeanor	M	138	▲	+29.0%	+31
	Felony	F	54	▲	+74.2%	+23
	Show Cause	SC	23	▼	-28.1%	-9
	Capias	CA	13	▼	-56.7%	-17
	Civil Violation	CV	7	▼	-22.2%	-2
	<b>Total</b>			<b>235</b>	<b>▲</b>	<b>12.4%</b>
<b>Traffic</b>	Infraction	I	725	▲	+16.7%	+104
	Misdemeanor	M	173	▼	-19.5%	-42
	Capias	CA	1	▼	-97.0%	-32
	Felony	F	1	↔		-
	Show Cause	SC	1	▼	-96.3%	-26
<b>Total</b>			<b>901</b>	<b>▲</b>	<b>0.4%</b>	<b>+4</b>
<b>Civil</b>	Warrant in Debt	WD	161	▲	+94.0%	+78
	Garnishment	GA	77	▲	+6.9%	+5
	Unlawful Detainer	UD	37	▼	-11.9%	-5
	Other	OT	29	▲	-25.6%	-10
	Preliminary Protective Order	PP	14	▼	-30.0%	-6
	Protective Order	PO	12	▼	-47.8%	-11
	Admin License	AL	1	▼	-50.0%	-1
	Detinue	DT	1	▼	-66.7%	-2
	Interrogatory	IN	1	▲	-	+1
	Motion for Judgment	MJ	1	▼	-66.7%	-2
	Abstract	AJ	0	▼	-100.0%	-2
	Petition-Restore Arms	PR	0	▼	-100.0%	-1
	Show Cause	SC	0	▼	-100.0%	-1
	<b>Total</b>			<b>334</b>	<b>▲</b>	<b>14.8%</b>
<b>Civil Commitments</b>	Temporary Detention Order	TD	5	▼	-16.7%	-1
	Emergency Custody Order	EC	3	▼	-50.0%	-3
<b>Total</b>			<b>8</b>	<b>▼</b>	<b>-33.3%</b>	<b>-4</b>
<b>GRAND TOTAL</b>			<b>1,478</b>	<b>▲</b>	<b>4.9%</b>	<b>+69</b>

Dispositions by Major Case Category\*\*

Category	Summary	Change	% Change	Absolute Change
Felony	55	▲	+71.9%	+23
Garnishment	78	▲	+8.3%	+6
General Civil	164	▲	+82.2%	+74
Infraction/Civil Violation	732	▼	+16.2%	+102
Landlord /Tenant	37	▼	-11.9%	-5
Misdemeanor	311	▲	-3.4%	-11
Other	75	▼	-57.9%	-103
Protective Orders	26	▼	-39.5%	-17
<b>GRAND TOTAL</b>	<b>1,478</b>	<b>▲</b>	<b>4.9%</b>	<b>+69</b>

\* Compared to same time period as previous year  
 9/12/2024 1:08:16PM

\*\* Case Type Categories are defined in the 2017 Virginia Judicial Workload Assessment  
 Source: SCV-SQL-Information

2024 Overall GRAND TOTAL		Distribution of Caseload			Change*		Percentage (%) of Caseload		
<b>10,574</b>	+1,205 12.9%	<b>Criminal</b>	1,083	10%	13.3% ▲	+127	<b>Criminal</b>	2023 10.2%	2024 10.2%
2024	↑	<b>Traffic</b>	8,071	76%	12.0% ▲	+864	<b>Traffic</b>	76.9%	76.3%
2023		<b>Civil</b>	1,343	13%	17.2% ▲	+197	<b>Civil</b>	12.2%	12.7%
		<b>Civil Commitments</b>	77	1%	28.3% ▲	+17	<b>Civil Commitments</b>	0.6%	0.7%
		<b>GRAND TOTAL</b>	<b>10,574</b>	100%	12.9% ▲	+1,205	<b>GRAND TOTAL</b>	100%	100%

**Dispositions by Division & Code**

Division	Case Type Description	Code	Summary	Change	% Change	Absolute Change
<b>Criminal</b>	Misdemeanor	M	649	▲	+32.7%	+160
	Felony	F	193	▼	-19.2%	-46
	Show Cause	SC	121	▲	+8.0%	+9
	Capias	CA	93	▲	+2.2%	+2
	Civil Violation	CV	27	▲	+8.0%	+2
	<b>Total</b>			<b>1,083</b>	<b>▲</b>	<b>13.3%</b>
<b>Traffic</b>	Infraction	I	6,052	▲	+9.0%	+498
	Misdemeanor	M	1,964	▲	+22.7%	+363
	Capias	CA	23	▼	-23.3%	-7
	Show Cause	SC	20	▲	+150.0%	+12
	Felony	F	10	▼	-23.1%	-3
	Civil Violation	CV	2	▲	+100.0%	+1
	<b>Total</b>			<b>8,071</b>	<b>▲</b>	<b>12.0%</b>
<b>Civil</b>	Warrant in Debt	WD	535	▲	+54.2%	+188
	Garnishment	GA	324	▲	+14.5%	+41
	Unlawful Detainer	UD	127	▼	-23.5%	-39
	Detinue	DT	103	▼	-5.5%	-6
	Other	OT	77	▼	+8.5%	+6
	Protective Order	PO	37	▲	+23.3%	+7
	Preliminary Protective Order	PP	35	▼	-20.5%	-9
	Bond Forfeiture	BF	31	▼	-3.1%	-1
	Admin License	AL	30	▲	+3.4%	+1
	Impoundment	IM	19	▲	+35.7%	+5
	Abstract	AJ	8	▼	-20.0%	-2
	Motion for Judgment	MJ	8	▲	+300.0%	+6
	Interrogatory	IN	5	↔		-
	Show Cause	SC	3	↔		-
	Petition-Restore Arms	PR	1	▲	-	+1
	Tenants Assertion	TA	0	▼	-100.0%	-1
	<b>Total</b>			<b>1,343</b>	<b>▲</b>	<b>17.2%</b>
<b>Civil Commitments</b>	Temporary Detention Order	TD	44	▲	+25.7%	+9
	Emergency Custody Order	EC	31	▲	+29.2%	+7
	Mental Commitment	MC	2	▲	+100.0%	+1
<b>Total</b>			<b>77</b>	<b>▲</b>	<b>28.3%</b>	<b>+17</b>
<b>GRAND TOTAL</b>			<b>10,574</b>	<b>▲</b>	<b>12.9%</b>	<b>+1,205</b>

**Dispositions by Major Case Category\*\***

Category	Summary	Change	% Change	Absolute Change
Felony	203	▼	-19.4%	-49
Garnishment	329	▲	+14.2%	+41
General Civil	650	▲	+39.8%	+185
Infraction/Civil Violation	6,081	▲	+9.0%	+501
Landlord /Tenant	127	▼	-24.0%	-40
Misdemeanor	2,613	▲	+25.0%	+523
Other	499	▲	+10.2%	+46
Protective Orders	72	▲	-2.7%	-2
<b>GRAND TOTAL</b>	<b>10,574</b>	<b>▲</b>	<b>12.9%</b>	<b>+1,205</b>

\* Compared to same time period as previous year  
 9/12/2024 1:08:16PM

\*\* Case Type Categories are defined in the 2017 Virginia Judicial Workload Assessment  
 Source: SCV-SQL-Information



2024 Overall GRAND TOTAL		Distribution of Caseload			Change*		Percentage (%) of Caseload		
<b>6,083</b>	-607 -9.1%	<b>Criminal</b>	755	12%	8.6% ▲	+60	<b>Criminal</b>	2023 10.4%	2024 12.4%
2024		<b>Traffic</b>	4,149	68%	-16.2% ▼	-801	<b>Traffic</b>	74.0%	68.2%
2023		<b>Civil</b>	1,118	18%	14.9% ▲	+145	<b>Civil</b>	14.5%	18.4%
		<b>Civil Commitments</b>	61	1%	-15.3% ▼	-11	<b>Civil Commitments</b>	1.1%	1.0%
		<b>GRAND TOTAL</b>	<b>6,083</b>	100%	-9.1% ▼	-607	<b>GRAND TOTAL</b>	100%	100%

**Dispositions by Division & Code**

Division	Case Type Description	Code	Summary	Change	% Change	Absolute Change
<b>Criminal</b>	Misdemeanor	M	471	▲	+16.9%	+68
	Felony	F	109	▼	-3.5%	-4
	Show Cause	SC	102	▲	+2.0%	+2
	Capias	CA	50	▼	-10.7%	-6
	Civil Violation	CV	23	↔		-
	<b>Total</b>			<b>755</b>	<b>▲</b>	<b>8.6%</b>
<b>Traffic</b>	Infraction	I	3,640	▼	-18.2%	-808
	Misdemeanor	M	477	▼	-0.4%	-2
	Capias	CA	14	▲	+133.3%	+8
	Show Cause	SC	12	↔		-
	Felony	F	5	↔		-
	Civil Violation	CV	1	▲	-	+1
	<b>Total</b>			<b>4,149</b>	<b>▼</b>	<b>-16.2%</b>
<b>Civil</b>	Warrant in Debt	WD	385	▲	+63.1%	+149
	Garnishment	GA	284	▼	-2.4%	-7
	Unlawful Detainer	UD	170	▼	-11.9%	-23
	Detinue	DT	122	▲	+8.9%	+10
	Other	OT	59	▼	+13.5%	+7
	Admin License	AL	44	▼	-26.7%	-16
	Preliminary Protective Order	PP	17	▲	+88.9%	+8
	Show Cause	SC	13	▲	+333.3%	+10
	Protective Order	PO	11	▼	-8.3%	-1
	Interrogatory	IN	5	▲	+400.0%	+4
	Abstract	AJ	2	▲	-	+2
	Motion for Judgment	MJ	2	▲	+100.0%	+1
	Tenants Assertion	TA	2	▲	-	+2
	Impoundment	IM	1	▼	-50.0%	-1
	Restricted Operators License	RL	1	▲	-	+1
	Third Party Claim	TH	0	▼	-100.0%	-1
<b>Total</b>			<b>1,118</b>	<b>▲</b>	<b>14.9%</b>	<b>+145</b>
<b>Civil Commitments</b>	Temporary Detention Order	TD	41	▼	-4.7%	-2
	Emergency Custody Order	EC	19	▼	-26.9%	-7
	Medical Emergency Temporary Detention Order	MT	1	↔		-
	Medical Emergency Custody Order	ME	0	▼	-100.0%	-1
	Mental Commitment	MC	0	▼	-100.0%	-1
<b>Total</b>			<b>61</b>	<b>▼</b>	<b>-15.3%</b>	<b>-11</b>
<b>GRAND TOTAL</b>			<b>6,083</b>	<b>▼</b>	<b>-9.1%</b>	<b>-607</b>

**Dispositions by Major Case Category\*\***

Category	Summary	Change	% Change	Absolute Change
Felony	114	▼	-3.4%	-4
Garnishment	289	▲	-1.0%	-3
General Civil	510	▲	+45.3%	+159
Infraction/Civil Violation	3,664	▲	-18.0%	-807
Landlord /Tenant	172	▲	-10.9%	-21
Misdemeanor	949	▲	+7.6%	+67
Other	357	▲	-1.4%	-5

\* Compared to same time period as previous year  
 9/12/2024 1:08:16PM

\*\* Case Type Categories are defined in the 2017 Virginia Judicial Workload Assessment  
 Source: SCV-SQL-Information

**CPSS - GCMS CASELOAD STATISTICS OF THE GENERAL DISTRICT COURTS**  
January 2024 thru August 2024 Dispositions (Compared to January 2023 thru August 2023)

Protective Orders	28	▲	+33.3%	+7
<b>GRAND TOTAL</b>	<b>6,083</b>	▼	-9.1%	-607

\* Compared to same time period as previous year  
9/12/2024 1:08:16PM

\*\* Case Type Categories are defined in the 2017 Virginia Judicial Workload Assessment  
Source: SCV-SQL-Information

2024 Overall GRAND TOTAL		Distribution of Caseload			Change*		Percentage (%) of Caseload		
<b>2,191</b>	+134 6.5%	<b>Criminal</b>	214	10%	14.4% ▲	+27	<b>Criminal</b>	2023 9.1%	2024 9.8%
2024		<b>Traffic</b>	1,529	70%	2.7% ▲	+40	<b>Traffic</b>	72.4%	69.8%
2023		<b>Civil</b>	437	20%	19.1% ▲	+70	<b>Civil</b>	17.8%	19.9%
		<b>Civil Commitments</b>	11	1%	-21.4% ▼	-3	<b>Civil Commitments</b>	0.7%	0.5%
		<b>GRAND TOTAL</b>	<b>2,191</b>	100%	6.5% ▲	+134	<b>GRAND TOTAL</b>	100%	100%

Dispositions by Division & Code

Division	Case Type Description	Code	Summary	Change	% Change	Absolute Change
<b>Criminal</b>	Misdemeanor	M	114	↔		-
	Felony	F	54	▲	+20.0%	+9
	Show Cause	SC	19	▲	+171.4%	+12
	Capias	CA	16	▲	+77.8%	+7
	Civil Violation	CV	11	↔		-
	Restricted Operators License	RL	0	▼	-100.0%	-1
	<b>Total</b>			<b>214</b>	<b>▲</b>	<b>14.4%</b>
<b>Traffic</b>	Infraction	I	1,152	▲	+0.6%	+7
	Misdemeanor	M	341	▲	+9.6%	+30
	Show Cause	SC	19	▲	+5.6%	+1
	Capias	CA	10	▼	-16.7%	-2
	Felony	F	4	▲	+33.3%	+1
	Restricted Operators License	RL	2	▲	-	+2
	Civil Violation	CV	1	▲	-	+1
<b>Total</b>			<b>1,529</b>	<b>▲</b>	<b>2.7%</b>	<b>+40</b>
<b>Civil</b>	Warrant in Debt	WD	236	▲	+45.7%	+74
	Garnishment	GA	121	▲	+24.7%	+24
	Admin License	AL	23	▼	-20.7%	-6
	Unlawful Detainer	UD	20	▼	-35.5%	-11
	Other	OT	10	▲	-37.5%	-6
	Protective Order	PO	7	↔		-
	Abstract	AJ	6	↔		-
	Preliminary Protective Order	PP	5	▼	-28.6%	-2
	Detinue	DT	4	▲	+300.0%	+3
	Impoundment	IM	2	▼	-60.0%	-3
	Show Cause	SC	2	▼	-33.3%	-1
	Petition-Restore Arms	PR	1	▲	-	+1
	Interrogatory	IN	0	▼	-100.0%	-2
	Motion for Judgment	MJ	0	▼	-100.0%	-1
<b>Total</b>			<b>437</b>	<b>▲</b>	<b>19.1%</b>	<b>+70</b>
<b>Civil Commitments</b>	Temporary Detention Order	TD	7	▼	-12.5%	-1
	Emergency Custody Order	EC	4	▼	-33.3%	-2
<b>Total</b>			<b>11</b>	<b>▼</b>	<b>-21.4%</b>	<b>-3</b>
<b>GRAND TOTAL</b>			<b>2,191</b>	<b>▲</b>	<b>6.5%</b>	<b>+134</b>

Dispositions by Major Case Category\*\*

Category	Summary	Change	% Change	Absolute Change
Felony	58	▲	+20.8%	+10
Garnishment	121	▼	+22.2%	+22
General Civil	242	▲	+47.6%	+78
Infraction/Civil Violation	1,164	▲	+0.7%	+8
Landlord /Tenant	20	▼	-35.5%	-11
Misdemeanor	457	▲	+7.3%	+31
Other	117	▲	-1.7%	-2
Protective Orders	12	▼	-14.3%	-2
<b>GRAND TOTAL</b>	<b>2,191</b>	<b>▲</b>	<b>6.5%</b>	<b>+134</b>

\* Compared to same time period as previous year  
 9/12/2024 1:08:16PM

\*\* Case Type Categories are defined in the 2017 Virginia Judicial Workload Assessment  
 Source: SCV-SQL-Information





2024 Overall GRAND TOTAL		Distribution of Caseload			Change*		Percentage (%) of Caseload		
<b>9,384</b>	+1,590 20.4%	<b>Criminal</b>	831	9%	46.8% ▲	+265	<b>Criminal</b>	2023 7.3%	2024 8.9%
2024		<b>Traffic</b>	6,850	73%	22.1% ▲	+1,242	<b>Traffic</b>	72.0%	73.0%
2023		<b>Civil</b>	1,236	13%	6.6% ▲	+77	<b>Civil</b>	14.9%	13.2%
		<b>Civil Commitments</b>	467	5%	1.3% ▲	+6	<b>Civil Commitments</b>	5.9%	5.0%
		<b>GRAND TOTAL</b>	<b>9,384</b>	100%	20.4% ▲	+1,590	<b>GRAND TOTAL</b>	100%	100%

**Dispositions by Division & Code**

Division	Case Type Description	Code	Summary	Change	% Change	Absolute Change
<b>Criminal</b>	Misdemeanor	M	527	▲	+49.7%	+175
	Felony	F	186	▲	+35.8%	+49
	Capias	CA	83	▲	+84.4%	+38
	Civil Violation	CV	18	▼	-10.0%	-2
	Show Cause	SC	17	▲	+41.7%	+5
	<b>Total</b>			<b>831</b>	<b>▲</b>	<b>46.8%</b>
<b>Traffic</b>	Infraction	I	4,876	▲	+22.9%	+907
	Misdemeanor	M	1,873	▲	+20.5%	+319
	Capias	CA	96	▲	+45.5%	+30
	Show Cause	SC	4	▼	-20.0%	-1
	Restricted Operators License	RL	1	▼	-80.0%	-4
	Civil Violation	CV	0	▼	-100.0%	-3
	Other	O	0	▼	-100.0%	-6
	<b>Total</b>			<b>6,850</b>	<b>▲</b>	<b>22.1%</b>
<b>Civil</b>	Warrant in Debt	WD	481	▲	+14.0%	+59
	Garnishment	GA	444	▲	+23.7%	+85
	Unlawful Detainer	UD	129	▼	-25.4%	-44
	Other	OT	65	▼	-27.0%	-24
	Preliminary Protective Order	PP	32	▲	+6.7%	+2
	Protective Order	PO	29	▲	+45.0%	+9
	Show Cause	SC	13	▼	-13.3%	-2
	Admin License	AL	12	▼	-53.8%	-14
	Abstract	AJ	8	▲	+14.3%	+1
	Motion for Judgment	MJ	6	▲	+50.0%	+2
	Detinue	DT	5	▼	-16.7%	-1
	Impoundment	IM	4	▲	+100.0%	+2
	Interrogatory-Not	IC	3	▲	+200.0%	+2
	Petition-Restore Arms	PR	3	▼	-25.0%	-1
	Capias	CA	1	▲	-	+1
	Mechanic's Lien	ML	1	▲	-	+1
	Overweight	OC	0	▼	-100.0%	-1
<b>Total</b>			<b>1,236</b>	<b>▲</b>	<b>6.6%</b>	<b>+77</b>
<b>Civil Commitments</b>	Other	OT	251	▲	+13.6%	+30
	Mental Commitment	MC	169	▼	-5.1%	-9
	Emergency Custody Order	EC	25	▼	-59.0%	-36
	Temporary Detention Order	TD	22	▲	+2,100.0%	+21
<b>Total</b>			<b>467</b>	<b>▲</b>	<b>1.3%</b>	<b>+6</b>
<b>GRAND TOTAL</b>			<b>9,384</b>	<b>▲</b>	<b>20.4%</b>	<b>+1,590</b>

**Dispositions by Major Case Category\*\***

Category	Summary	Change	% Change	Absolute Change
Felony	186	▲	+35.8%	+49
Garnishment	444	▲	+23.7%	+85
General Civil	496	▲	+13.5%	+59
Infraction/Civil Violation	4,894	▼	+22.4%	+895
Involuntary Civil Commitments	251	▲	+13.6%	+30
Landlord /Tenant	129	▼	-25.4%	-44
Misdemeanor	2,401	▼	+25.6%	+490

\* Compared to same time period as previous year  
 9/12/2024 1:08:16PM

\*\* Case Type Categories are defined in the 2017 Virginia Judicial Workload Assessment  
 Source: SCV-SQL-Information

**CPSS - GCMS CASELOAD STATISTICS OF THE GENERAL DISTRICT COURTS**  
January 2024 thru August 2024 Dispositions (Compared to January 2023 thru August 2023)

---

Other	522	▲	+3.0%	+15
Protective Orders	61	▲	+22.0%	+11
<b><i>GRAND TOTAL</i></b>	<b><u>9,384</u></b>	▲	20.4%	+1,590

---

\* Compared to same time period as previous year  
9/12/2024 1:08:16PM

\*\* Case Type Categories are defined in the 2017 Virginia Judicial Workload Assessment  
Source: SCV-SQL-Information

2024 Overall GRAND TOTAL		Distribution of Caseload			Change*		Percentage (%) of Caseload		
<b>3,616</b>	+425 13.3%	<b>Criminal</b>	363	10%	-16.0% ▼	-69	<b>Criminal</b>	2023 13.5%	2024 10.0%
2024		<b>Traffic</b>	2,253	62%	29.7% ▲	+516	<b>Traffic</b>	54.4%	62.3%
2023		<b>Civil</b>	622	17%	1.8% ▲	+11	<b>Civil</b>	19.1%	17.2%
		<b>Civil Commitments</b>	378	10%	-8.0% ▼	-33	<b>Civil Commitments</b>	12.9%	10.5%
		<b>GRAND TOTAL</b>	<b>3,616</b>	100%	13.3% ▲	+425	<b>GRAND TOTAL</b>	100%	100%

Dispositions by Division & Code

Division	Case Type Description	Code	Summary	Change	% Change	Absolute Change
<b>Criminal</b>	Misdemeanor	M	216	▼	-2.3%	-5
	Felony	F	79	▼	-41.0%	-55
	Show Cause	SC	30	▼	-3.2%	-1
	Capias	CA	27	↔		-
	Civil Violation	CV	11	▼	-42.1%	-8
	<b>Total</b>			<b>363</b>	<b>▼</b>	<b>-16.0%</b>
<b>Traffic</b>	Infraction	I	1,781	▲	+28.9%	+399
	Misdemeanor	M	432	▲	+35.8%	+114
	Show Cause	SC	21	▲	+16.7%	+3
	Capias	CA	13	▼	-23.5%	-4
	Felony	F	6	▲	+200.0%	+4
	<b>Total</b>			<b>2,253</b>	<b>▲</b>	<b>29.7%</b>
<b>Civil</b>	Warrant in Debt	WD	237	▲	+8.2%	+18
	Garnishment	GA	142	▼	-17.4%	-30
	Unlawful Detainer	UD	81	▼	-10.0%	-9
	Detinue	DT	68	▲	+44.7%	+21
	Other	OT	35	▲	+2.9%	+1
	Admin License	AL	14	▲	+75.0%	+6
	Preliminary Protective Order	PP	12	▼	-20.0%	-3
	Protective Order	PO	11	▲	+10.0%	+1
	Abstract	AJ	5	▲	-	+5
	Show Cause	SC	5	▲	+25.0%	+1
	Motion for Judgment	MJ	4	▲	+33.3%	+1
	Impoundment	IM	3	▲	+200.0%	+2
	Counter Claim	CC	2	▲	+100.0%	+1
	Bond Forfeiture	BF	1	▲	-	+1
	Interrogatory	IN	1	▼	-75.0%	-3
	Tenants Assertion	TA	1	▼	-66.7%	-2
<b>Total</b>			<b>622</b>	<b>▲</b>	<b>1.8%</b>	<b>+11</b>
<b>Civil Commitments</b>	Mental Commitment	MC	260	▼	-29.5%	-109
	Other	OT	74	▲	-	+74
	Temporary Detention Order	TD	30	▲	+15.4%	+4
	Emergency Custody Order	EC	13	▼	-18.8%	-3
	Medical Emergency Temporary Detention Order	MT	1	▲	-	+1
<b>Total</b>			<b>378</b>	<b>▼</b>	<b>-8.0%</b>	<b>-33</b>
<b>GRAND TOTAL</b>			<b>3,616</b>	<b>▲</b>	<b>13.3%</b>	<b>+425</b>

Dispositions by Major Case Category\*\*

Category	Summary	Change	% Change	Absolute Change
Felony	85	▲	-37.5%	-51
Garnishment	143	▼	-18.8%	-33
General Civil	312	▲	+14.7%	+40
Infraction/Civil Violation	1,792	▼	+27.9%	+391
Involuntary Civil Commitments	74	▲	-	+74
Landlord /Tenant	82	▼	-11.8%	-11
Misdemeanor	648	▲	+20.2%	+109
Other	457	▲	-16.8%	-92

\* Compared to same time period as previous year  
 9/12/2024 1:08:16PM

\*\* Case Type Categories are defined in the 2017 Virginia Judicial Workload Assessment  
 Source: SCV-SQL-Information

**CPSS - GCMS CASELOAD STATISTICS OF THE GENERAL DISTRICT COURTS**  
January 2024 thru August 2024 Dispositions (Compared to January 2023 thru August 2023)

---

Protective Orders	23	▼	-8.0%	-2
<b>GRAND TOTAL</b>	<b>3,616</b>	▲	13.3%	+425

---

\* Compared to same time period as previous year  
9/12/2024 1:08:16PM

\*\* Case Type Categories are defined in the 2017 Virginia Judicial Workload Assessment  
Source: SCV-SQL-Information

2024 Overall GRAND TOTAL		Distribution of Caseload			Change*		Percentage (%) of Caseload		
<b>16,257</b>	+584 3.7%	<b>Criminal</b>	2,292	14%	50.3% ▲	+767	<b>Criminal</b>	2023 9.7%	2024 14.1%
2024	↑	<b>Traffic</b>	5,360	33%	-22.7% ▼	-1,572	<b>Traffic</b>	44.2%	33.0%
2023		<b>Civil</b>	5,939	37%	9.8% ▲	+528	<b>Civil</b>	34.5%	36.5%
		<b>Civil Commitments</b>	2,666	16%	47.7% ▲	+861	<b>Civil Commitments</b>	11.5%	16.4%
		<b>GRAND TOTAL</b>	<b>16,257</b>	100%	3.7% ▲	+584	<b>GRAND TOTAL</b>	100%	100%

**Dispositions by Division & Code**

Division	Case Type Description	Code	Summary	Change	% Change	Absolute Change
<b>Criminal</b>	Misdemeanor	M	1,211	▲	+42.3%	+360
	Felony	F	555	▲	+55.9%	+199
	Capias	CA	308	▲	+59.6%	+115
	Show Cause	SC	198	▲	+106.3%	+102
	Civil Violation	CV	20	▼	-31.0%	-9
	<b>Total</b>			<b>2,292</b>	<b>▲</b>	<b>50.3%</b>
<b>Traffic</b>	Infraction	I	3,446	▼	-32.3%	-1,641
	Misdemeanor	M	1,687	▼	-0.3%	-5
	Capias	CA	76	▲	+33.3%	+19
	Civil Violation	CV	44	▲	+450.0%	+36
	Felony	F	40	▲	+17.6%	+6
	Other	O	25	▼	-19.4%	-6
	Show Cause	SC	23	▲	+228.6%	+16
	Restricted Operators License	RL	19	▲	+18.8%	+3
<b>Total</b>			<b>5,360</b>	<b>▼</b>	<b>-22.7%</b>	<b>-1,572</b>
<b>Civil</b>	Unlawful Detainer	UD	2,003	▼	-11.7%	-265
	Garnishment	GA	1,891	▲	+36.2%	+503
	Warrant in Debt	WD	1,418	▲	+28.6%	+315
	Other	OT	173	▼	-16.8%	-35
	Bond Forfeiture	BF	103	▲	+586.7%	+88
	Preliminary Protective Order	PP	87	▲	+35.9%	+23
	Protective Order	PO	71	▲	+51.1%	+24
	Show Cause	SC	71	▼	-7.8%	-6
	Motion for Judgment	MJ	31	▼	-22.5%	-9
	Abstract	AJ	26	▼	-42.2%	-19
	Detinue	DT	25	▼	-78.1%	-89
	Interrogatory	IN	14	▲	+55.6%	+5
	Tenants Assertion	TA	12	▲	+71.4%	+5
	Admin License	AL	7	▼	-12.5%	-1
	Petition-Restore Arms	PR	4	▼	-66.7%	-8
	Impoundment	IM	2	▲	-	+2
	Counter Claim	CC	1	▼	-75.0%	-3
	Capias	CA	0	▼	-100.0%	-1
Mechanic's Lien	ML	0	▼	-100.0%	-1	
<b>Total</b>			<b>5,939</b>	<b>▲</b>	<b>9.8%</b>	<b>+528</b>
<b>Civil Commitments</b>	Mental Commitment	MC	1,782	▲	+39.1%	+501
	Other	OT	693	▲	+66.2%	+276
	Temporary Detention Order	TD	126	▲	+61.5%	+48
	Emergency Custody Order	EC	63	▲	+117.2%	+34
	Medical Emergency Temporary Detention Order	MT	2	▲	-	+2
<b>Total</b>			<b>2,666</b>	<b>▲</b>	<b>47.7%</b>	<b>+861</b>
<b>GRAND TOTAL</b>			<b>16,257</b>	<b>▲</b>	<b>3.7%</b>	<b>+584</b>

**Dispositions by Major Case Category\*\***

Category	Summary	Change	% Change	Absolute Change
Felony	595	▲	+52.6%	+205
Garnishment	1,905	▲	+36.4%	+508
General Civil	1,496	▼	+12.7%	+168

\* Compared to same time period as previous year  
 9/12/2024 1:08:16PM



\*\* Case Type Categories are defined in the 2017 Virginia Judicial Workload Assessment  
 Source: SCV-SQL-Information

**CPSS - GCMS CASELOAD STATISTICS OF THE GENERAL DISTRICT COURTS**  
 January 2024 thru August 2024 Dispositions (Compared to January 2023 thru August 2023)

Infraction/Civil Violation	3,535	▲	-31.4%	-1,620
Involuntary Civil Commitments	693	▲	+66.2%	+276
Landlord /Tenant	2,015	▲	-11.4%	-260
Misdemeanor	2,917	▲	+14.0%	+358
Other	2,943	▲	+44.2%	+902
Protective Orders	158	▲	+42.3%	+47
<b>GRAND TOTAL</b>	<b>16,257</b>	▲	3.7%	+584

\* Compared to same time period as previous year  
 9/12/2024 1:08:16PM

\*\* Case Type Categories are defined in the 2017 Virginia Judicial Workload Assessment  
 Source: SCV-SQL-Information

2024 Overall GRAND TOTAL		Distribution of Caseload			Change*		Percentage (%) of Caseload		
<b>3,355</b>	+444 15.3%	<b>Criminal</b>	364	11%	-25.1% ▼	-122	<b>Criminal</b>	2023 16.7%	2024 10.8%
2024 		<b>Traffic</b>	2,291	68%	21.7% ▲	+408	<b>Traffic</b>	64.7%	68.3%
2023 		<b>Civil</b>	690	21%	32.4% ▲	+169	<b>Civil</b>	17.9%	20.6%
		<b>Civil Commitments</b>	10	0%	-52.4% ▼	-11	<b>Civil Commitments</b>	0.7%	0.3%
		<b>GRAND TOTAL</b>	<b>3,355</b>	100%	15.3% ▲	+444	<b>GRAND TOTAL</b>	100%	100%

Dispositions by Division & Code

Division	Case Type Description	Code	Summary	Change	% Change	Absolute Change
<b>Criminal</b>	Misdemeanor	M	195	▼	-30.6%	-86
	Felony	F	99	▲	+7.6%	+7
	Show Cause	SC	30	▼	-44.4%	-24
	Capias	CA	21	▼	-41.7%	-15
	Civil Violation	CV	19	▼	-17.4%	-4
	<b>Total</b>			<b>364</b>	▼	<b>-25.1%</b>
<b>Traffic</b>	Infraction	I	1,874	▲	+20.6%	+320
	Misdemeanor	M	380	▲	+27.9%	+83
	Show Cause	SC	19	▲	+5.6%	+1
	Capias	CA	14	▲	+7.7%	+1
	Felony	F	3	▲	+200.0%	+2
	Civil Violation	CV	1	▲	-	+1
	<b>Total</b>			<b>2,291</b>	▲	<b>21.7%</b>
<b>Civil</b>	Warrant in Debt	WD	394	▲	+84.1%	+180
	Garnishment	GA	139	▲	+8.6%	+11
	Unlawful Detainer	UD	38	▼	-20.8%	-10
	Admin License	AL	30	▼	-3.2%	-1
	Protective Order	PO	23	▲	+187.5%	+15
	Impoundment	IM	19	▼	-5.0%	-1
	Preliminary Protective Order	PP	19	▲	+171.4%	+12
	Other	OT	13	▲	+18.2%	+2
	Detinue	DT	6	▲	+500.0%	+5
	Abstract	AJ	3	↔	-	-
	Show Cause	SC	3	▲	+200.0%	+2
	Motion for Judgment	MJ	2	▼	-66.7%	-4
	Tenants Assertion	TA	1	↔	-	-
	Interrogatory	IN	0	▼	-100.0%	-2
	Petition-Restore Arms	PR	0	▼	-100.0%	-3
	Zoning Violation	ZO	0	▼	-100.0%	-37
<b>Total</b>			<b>690</b>	▲	<b>32.4%</b>	<b>+169</b>
<b>Civil Commitments</b>	Temporary Detention Order	TD	7	▼	-41.7%	-5
	Emergency Custody Order	EC	1	▼	-83.3%	-5
	Mental Commitment	MC	1	↔	-	-
	Other	OT	1	▼	-50.0%	-1
<b>Total</b>			<b>10</b>	▼	<b>-52.4%</b>	<b>-11</b>
<b>GRAND TOTAL</b>			<b>3,355</b>	▲	15.3%	+444

Dispositions by Major Case Category\*\*

Category	Summary	Change	% Change	Absolute Change
Felony	102	▲	+9.7%	+9
Garnishment	139	▼	+6.9%	+9
General Civil	404	▲	+79.6%	+179
Infraction/Civil Violation	1,894	▲	+20.1%	+317
Involuntary Civil Commitments	1	▼	-50.0%	-1
Landlord /Tenant	39	▼	-20.4%	-10
Misdemeanor	575	▼	-6.5%	-40
Other	159	▲	-22.4%	-46

\* Compared to same time period as previous year  
 9/12/2024 1:08:16PM

\*\* Case Type Categories are defined in the 2017 Virginia Judicial Workload Assessment  
 Source: SCV-SQL-Information

**CPSS - GCMS CASELOAD STATISTICS OF THE GENERAL DISTRICT COURTS**  
January 2024 thru August 2024 Dispositions (Compared to January 2023 thru August 2023)

---




Protective Orders	42	▲	+180.0%	+27
<b>GRAND TOTAL</b>	<b>3,355</b>	▲	15.3%	+444

---

\* Compared to same time period as previous year  
9/12/2024 1:08:16PM

\*\* Case Type Categories are defined in the 2017 Virginia Judicial Workload Assessment  
Source: SCV-SQL-Information



2024 Overall GRAND TOTAL		Distribution of Caseload			Change*		Percentage (%) of Caseload		
<b>53,977</b>	-2,948 -5.2%	<b>Criminal</b>	7,624	14%	-6.7% ▼	-545	<b>Criminal</b>	2023 14.4%	2024 14.1%
2024 		<b>Traffic</b>	21,606	40%	-21.3% ▼	-5,846	<b>Traffic</b>	48.2%	40.0%
2023 		<b>Civil</b>	24,443	45%	16.7% ▲	+3,494	<b>Civil</b>	36.8%	45.3%
		<b>Civil Commitments</b>	304	1%	-14.4% ▼	-51	<b>Civil Commitments</b>	0.6%	0.6%
		<b>GRAND TOTAL</b>	<b>53,977</b>	100%	-5.2% ▼	-2,948	<b>GRAND TOTAL</b>	100%	100%

Dispositions by Division & Code

Division	Case Type Description	Code	Summary	Change	% Change	Absolute Change
<b>Criminal</b>	Misdemeanor	M	3,972	▼	-0.5%	-20
	Felony	F	2,184	▼	-14.6%	-372
	Capias	CA	1,036	▼	-13.5%	-162
	Show Cause	SC	355	▲	+19.9%	+59
	Civil Violation	CV	64	▼	-46.7%	-56
	Motion	MO	12	▲	+71.4%	+5
	Restricted Operators License	RL	1	▲	-	+1
	<b>Total</b>			<b>7,624</b>	▼	<b>-6.7%</b>
<b>Traffic</b>	Infraction	I	12,307	▼	-24.5%	-3,987
	Misdemeanor	M	7,597	▼	-16.8%	-1,529
	Capias	CA	748	▼	-23.9%	-235
	Show Cause	SC	451	▲	+3.0%	+13
	Felony	F	224	▼	-5.5%	-13
	Motion	MO	121	▼	-26.2%	-43
	Civil Violation	CV	109	▼	-33.1%	-54
	Restricted Operators License	RL	49	▲	+6.5%	+3
	Other	O	0	▼	-100.0%	-1
<b>Total</b>			<b>21,606</b>	▼	<b>-21.3%</b>	<b>-5,846</b>
<b>Civil</b>	Warrant in Debt	WD	10,429	▲	+44.4%	+3,208
	Garnishment	GA	6,235	▲	+4.1%	+248
	Unlawful Detainer	UD	4,890	▼	-1.5%	-74
	Other	OT	703	▲	+13.4%	+83
	Preliminary Protective Order	PP	384	▲	+4.1%	+15
	Show Cause	SC	366	▲	+45.8%	+115
	Protective Order	PO	357	▼	-3.0%	-11
	Admin License	AL	355	▼	-21.3%	-96
	Motion for Judgment	MJ	158	▲	+31.7%	+38
	Interrogatory	IN	135	▲	+35.0%	+35
	Abstract	AJ	119	▼	-19.6%	-29
	Detinue	DT	80	▲	+14.3%	+10
	Impoundment	IM	74	▲	+39.6%	+21
	Bond Forfeiture	BF	59	▼	-54.6%	-71
	Interrogatory-Not	IC	40	▲	+37.9%	+11
	Counter Claim	CC	19	▼	-5.0%	-1
	Tenants Assertion	TA	17	↔	-	-
	Capias	CA	11	▼	-38.9%	-7
	Petition-Restore Arms	PR	6	▼	-53.8%	-7
	Third Party Claim	TH	3	▲	-	+3
	Cross Claim	CR	1	▲	-	+1
Mechanic's Lien	ML	1	▲	-	+1	
Petition to Require Blood Test	BT	1	▲	-	+1	
<b>Total</b>			<b>24,443</b>	▲	<b>16.7%</b>	<b>+3,494</b>
<b>Civil Commitments</b>	Temporary Detention Order	TD	216	▼	-8.5%	-20
	Emergency Custody Order	EC	79	▼	-30.7%	-35
	Medical Emergency Temporary Detention Order	MT	6	▲	+100.0%	+3
	Mental Commitment	MC	2	▲	-	+2
	Medical Emergency Custody Order	ME	1	▼	-50.0%	-1
<b>Total</b>			<b>304</b>	▼	<b>-14.4%</b>	<b>-51</b>
<b>GRAND TOTAL</b>			<b>53,977</b>	▼	-5.2%	-2,948

\* Compared to same time period as previous year  
 9/12/2024 1:08:16PM

\*\* Case Type Categories are defined in the 2017 Virginia Judicial Workload Assessment  
 Source: SCV-SQL-Information

**Dispositions by Major Case Category\*\***

Category	Summary	Change	% Change	Absolute Change
Felony	2,408	▼	-13.8%	-385
Garnishment	6,370	▲	+4.6%	+283
General Civil	10,880	▲	+43.5%	+3,298
Infraction/Civil Violation	12,480	▼	-24.7%	-4,098
Landlord /Tenant	4,907	▼	-1.5%	-74
Misdemeanor	11,619	▲	-11.7%	-1,545
Other	4,572	▲	-8.6%	-431
Protective Orders	741	▲	+0.5%	+4
<b>GRAND TOTAL</b>	<b>53,977</b>	▼	-5.2%	-2,948

\* Compared to same time period as previous year  
 9/12/2024 1:08:16PM

\*\* Case Type Categories are defined in the 2017 Virginia Judicial Workload Assessment  
 Source: SCV-SQL-Information

2024 Overall GRAND TOTAL		Distribution of Caseload			Change*		Percentage (%) of Caseload		
<b>5,773</b>	-310 -5.1%	<b>Criminal</b>	1,470	25%	0.2% ▲	+3	<b>Criminal</b>	2023 24.1%	2024 25.5%
2024		<b>Traffic</b>	2,510	43%	-7.2% ▼	-194	<b>Traffic</b>	44.5%	43.5%
2023		<b>Civil</b>	1,751	30%	-7.0% ▼	-131	<b>Civil</b>	30.9%	30.3%
		<b>Civil Commitments</b>	42	1%	40.0% ▲	+12	<b>Civil Commitments</b>	0.5%	0.7%
		<b>GRAND TOTAL</b>	<b>5,773</b>	100%	-5.1% ▼	-310	<b>GRAND TOTAL</b>	100%	100%

**Dispositions by Division & Code**

Division	Case Type Description	Code	Summary	Change	% Change	Absolute Change
<b>Criminal</b>	Misdemeanor	M	731	▼	-9.0%	-72
	Felony	F	360	▲	+11.1%	+36
	Capias	CA	252	▲	+5.0%	+12
	Show Cause	SC	87	▲	+17.6%	+13
	Civil Violation	CV	40	▲	+53.8%	+14
	<b>Total</b>			<b>1,470</b>	<b>▲</b>	<b>0.2%</b>
<b>Traffic</b>	Infraction	I	1,726	▼	-13.6%	-272
	Misdemeanor	M	696	▲	+8.6%	+55
	Capias	CA	55	▲	+37.5%	+15
	Show Cause	SC	20	▲	+66.7%	+8
	Felony	F	10	▲	+42.9%	+3
	Civil Violation	CV	2	▼	-50.0%	-2
	Other	O	1	↔		-
	Restricted Operators License	RL	0	▼	-100.0%	-1
<b>Total</b>			<b>2,510</b>	<b>▼</b>	<b>-7.2%</b>	<b>-194</b>
<b>Civil</b>	Warrant in Debt	WD	711	▼	-1.8%	-13
	Garnishment	GA	466	▼	-5.9%	-29
	Unlawful Detainer	UD	328	▼	-16.5%	-65
	Detinue	DT	45	▲	+2.3%	+1
	Other	OT	45	▼	-26.2%	-16
	Admin License	AL	44	▲	+2.3%	+1
	Preliminary Protective Order	PP	27	▼	-12.9%	-4
	Protective Order	PO	22	▼	-18.5%	-5
	Abstract	AJ	14	▼	-12.5%	-2
	Show Cause	SC	14	▼	-26.3%	-5
	Motion for Judgment	MJ	12	↔		-
	Interrogatory	IN	8	▲	+700.0%	+7
	Bond Forfeiture	BF	7	▼	-12.5%	-1
	Impoundment	IM	4	▼	-42.9%	-3
	Counter Claim	CC	1	▲		+1
	Interrogatory-Not	IC	1	▲		+1
	Petition-Restore Arms	PR	1	▲		+1
Tenants Assertion	TA	1	↔		-	
<b>Total</b>			<b>1,751</b>	<b>▼</b>	<b>-7.0%</b>	<b>-131</b>
<b>Civil Commitments</b>	Temporary Detention Order	TD	27	▲	+28.6%	+6
	Emergency Custody Order	EC	15	▲	+66.7%	+6
	<b>Total</b>		<b>42</b>	<b>▲</b>	<b>40.0%</b>	<b>+12</b>
<b>GRAND TOTAL</b>			<b>5,773</b>	<b>▼</b>	<b>-5.1%</b>	<b>-310</b>

**Dispositions by Major Case Category\*\***

Category	Summary	Change	% Change	Absolute Change
Felony	370	▲	+11.8%	+39
Garnishment	474	▲	-4.4%	-22
General Civil	771	▲	-1.5%	-12
Infraction/Civil Violation	1,769	▼	-12.8%	-260
Landlord /Tenant	329	▼	-16.5%	-65
Misdemeanor	1,427	▼	-1.2%	-18
Other	584	▲	+6.8%	+37

\* Compared to same time period as previous year  
 9/12/2024 1:08:16PM

\*\* Case Type Categories are defined in the 2017 Virginia Judicial Workload Assessment  
 Source: SCV-SQL-Information

**CPSS - GCMS CASELOAD STATISTICS OF THE GENERAL DISTRICT COURTS**  
January 2024 thru August 2024 Dispositions (Compared to January 2023 thru August 2023)


---

Protective Orders	49	▼	-15.5%	-9
<b>GRAND TOTAL</b>	<b>5,773</b>	▼	-5.1%	-310

---

\* Compared to same time period as previous year  
9/12/2024 1:08:16PM

\*\* Case Type Categories are defined in the 2017 Virginia Judicial Workload Assessment  
Source: SCV-SQL-Information

2024 Overall GRAND TOTAL		Distribution of Caseload			Change*		Percentage (%) of Caseload		
<b>60,607</b>	+11,989 24.7%	<b>Criminal</b>	6,389	11%	4.3% ▲	+265	<b>Criminal</b>	2023 12.6%	2024 10.5%
		<b>Traffic</b>	21,358	35%	55.8% ▲	+7,645	<b>Traffic</b>	28.2%	35.2%
		<b>Civil</b>	30,839	51%	14.5% ▲	+3,900	<b>Civil</b>	55.4%	50.9%
		<b>Civil Commitments</b>	2,021	3%	9.7% ▲	+179	<b>Civil Commitments</b>	3.8%	3.3%
		<b>GRAND TOTAL</b>	<b>60,607</b>	100%	24.7% ▲	+11,989	<b>GRAND TOTAL</b>	100%	100%

Dispositions by Division & Code

Division	Case Type Description	Code	Summary	Change	% Change	Absolute Change
<b>Criminal</b>	Misdemeanor	M	3,578	▼	+5.4%	+183
	Felony	F	1,692	▼	-0.7%	-12
	Capias	CA	844	▲	+28.9%	+189
	Show Cause	SC	190	▼	-2.1%	-4
	Civil Violation	CV	82	▼	-52.9%	-92
	Restricted Operators License	RL	3	▲	+50.0%	+1
	<b>Total</b>			<b>6,389</b>	<b>▲</b>	<b>4.3%</b>
<b>Traffic</b>	Infraction	I	15,760	▲	+78.1%	+6,910
	Misdemeanor	M	4,871	▼	+19.7%	+803
	Other	O	287	▼	-36.9%	-168
	Capias	CA	204	▼	+32.5%	+50
	Felony	F	121	▲	+37.5%	+33
	Show Cause	SC	81	▼	+19.1%	+13
	Restricted Operators License	RL	31	▲	+3.3%	+1
	Civil Violation	CV	3	▲	-	+3
<b>Total</b>			<b>21,358</b>	<b>▲</b>	<b>55.8%</b>	<b>+7,645</b>
<b>Civil</b>	Warrant in Debt	WD	10,512	▼	+23.4%	+1,991
	Unlawful Detainer	UD	9,249	▲	+7.2%	+620
	Garnishment	GA	8,454	▲	+21.3%	+1,486
	Other	OT	941	▼	-14.5%	-160
	Preliminary Protective Order	PP	398	▲	+15.0%	+52
	Motion for Judgment	MJ	383	▼	+3.0%	+11
	Show Cause	SC	285	▲	-	-
	Detinue	DT	162	▼	-12.0%	-22
	Interrogatory	IN	111	▲	+33.7%	+28
	Protective Order	PO	103	▼	+43.1%	+31
	Tenants Assertion	TA	80	▲	+21.2%	+14
	Abstract	AJ	62	▼	-70.3%	-147
	Counter Claim	CC	33	▲	-10.8%	-4
	Admin License	AL	26	▼	-29.7%	-11
	Capias	CA	18	▲	+350.0%	+14
	Petition-Restore Arms	PR	8	↔	-	-
	Interrogatory-Not	IC	5	▼	-58.3%	-7
	Impoundment	IM	4	▲	-	+4
	Cross Claim	CR	2	▲	-	+2
	Mechanic's Lien	ML	2	▲	-	+2
Third Party Claim	TH	1	▲	-	+1	
Bond Forfeiture	BF	0	▼	-100.0%	-3	
Restricted Operators License	RL	0	▼	-100.0%	-2	
<b>Total</b>			<b>30,839</b>	<b>▲</b>	<b>14.5%</b>	<b>+3,900</b>
<b>Civil Commitments</b>	Mental Commitment	MC	1,079	▲	+8.2%	+82
	Temporary Detention Order	TD	841	▲	+11.1%	+84
	Emergency Custody Order	EC	101	▲	+14.8%	+13
<b>Total</b>			<b>2,021</b>	<b>▲</b>	<b>9.7%</b>	<b>+179</b>
<b>GRAND TOTAL</b>			<b>60,607</b>	<b>▲</b>	24.7%	+11,989

\* Compared to same time period as previous year  
 9/12/2024 1:08:16PM

\*\* Case Type Categories are defined in the 2017 Virginia Judicial Workload Assessment  
 Source: SCV-SQL-Information

**Dispositions by Major Case Category\*\***

Category	Summary	Change	% Change	Absolute Change
Felony	1,813	▲	+1.2%	+21
Garnishment	8,565	▲	+21.5%	+1,514
General Civil	11,413	▲	+18.3%	+1,766
Infraction/Civil Violation	16,132	▲	+70.2%	+6,653
Landlord /Tenant	9,329	▲	+7.3%	+634
Misdemeanor	8,483	▼	+13.2%	+986
Other	4,371	▲	+8.2%	+332
Protective Orders	501	▼	+19.9%	+83
<b>GRAND TOTAL</b>	<b>60,607</b>	▲	24.7%	+11,989

\* Compared to same time period as previous year  
 9/12/2024 1:08:16PM

\*\* Case Type Categories are defined in the 2017 Virginia Judicial Workload Assessment  
 Source: SCV-SQL-Information

2024 Overall GRAND TOTAL		Distribution of Caseload			Change*		Percentage (%) of Caseload		
<b>74,097</b>	+8,348 12.7%	<b>Criminal</b>	8,999	12%	3.7% ▲	+318	<b>Criminal</b>	2023 13.2%	2024 12.1%
2024		<b>Traffic</b>	38,086	51%	14.8% ▲	+4,915	<b>Traffic</b>	50.5%	51.4%
2023		<b>Civil</b>	26,249	35%	13.8% ▲	+3,191	<b>Civil</b>	35.1%	35.4%
		<b>Civil Commitments</b>	763	1%	-9.1% ▼	-76	<b>Civil Commitments</b>	1.3%	1.0%
		<b>GRAND TOTAL</b>	<b>74,097</b>	100%	12.7% ▲	+8,348	<b>GRAND TOTAL</b>	100%	100%

Dispositions by Division & Code

Division	Case Type Description	Code	Summary	Change	% Change	Absolute Change	
<b>Criminal</b>	Misdemeanor	M	4,581	▲	+2.9%	+127	
	Felony	F	2,543	▲	+0.7%	+18	
	Capias	CA	1,387	▲	+17.0%	+202	
	Show Cause	SC	367	▼	-10.0%	-41	
	Civil Violation	CV	121	▲	+11.0%	+12	
	<b>Total</b>			<b>8,999</b>	<b>▲</b>	<b>3.7%</b>	<b>+318</b>
<b>Traffic</b>	Infraction	I	29,283	▲	+14.2%	+3,641	
	Misdemeanor	M	8,285	▲	+18.3%	+1,282	
	Capias	CA	302	▲	+3.8%	+11	
	Show Cause	SC	98	▲	+19.5%	+16	
	Felony	F	84	▼	-28.8%	-34	
	Restricted Operators License	RL	34	▲	+9.7%	+3	
	Civil Violation	CV	0	▼	-100.0%	-4	
	<b>Total</b>			<b>38,086</b>	<b>▲</b>	<b>14.8%</b>	<b>+4,915</b>
<b>Civil</b>	Warrant in Debt	WD	10,104	▲	+34.0%	+2,566	
	Unlawful Detainer	UD	7,209	▲	+4.5%	+311	
	Garnishment	GA	6,939	▲	+4.8%	+319	
	Admin License	AL	320	▲	+11.9%	+34	
	Preliminary Protective Order	PP	298	▲	+10.0%	+27	
	Protective Order	PO	249	▲	+13.2%	+29	
	Other	OT	224	▲	-15.2%	-40	
	Motion for Judgment	MJ	190	▲	+9.2%	+16	
	Abstract	AJ	175	▼	-23.2%	-53	
	Detinue	DT	155	▼	-9.9%	-17	
	Interrogatory	IN	87	▲	+27.9%	+19	
	Show Cause	SC	81	▼	-12.9%	-12	
	Impoundment	IM	51	▲	+15.9%	+7	
	Bond Forfeiture	BF	40	▼	-25.9%	-14	
	Tenants Assertion	TA	39	▼	-9.3%	-4	
	Interrogatory-Not	IC	25	▲	+56.3%	+9	
	Counter Claim	CC	24	▼	-27.3%	-9	
	Overweight	OC	21	▲	+61.5%	+8	
	Petition-Restore Arms	PR	11	▼	-21.4%	-3	
	Restricted Operators License	RL	3	▲	+50.0%	+1	
	Capias	CA	2	▼	-60.0%	-3	
	Cross Claim	CR	1	▲	-	+1	
	Emergency Substantial Risk Order	SR	1	▲	-	+1	
	Motor Carrier	MC	0	▼	-100.0%	-1	
	Third Party Claim	TH	0	▼	-100.0%	-1	
	<b>Total</b>			<b>26,249</b>	<b>▲</b>	<b>13.8%</b>	<b>+3,191</b>
	<b>Civil Commitments</b>	Temporary Detention Order	TD	440	▲	+4.5%	+19
Mental Commitment		MC	269	▼	-16.2%	-52	
Emergency Custody Order		EC	32	▼	-34.7%	-17	
Other		OT	12	▼	-66.7%	-24	
Medical Emergency Temporary Detention Order		MT	7	▼	-41.7%	-5	
Medical Emergency Custody Order		ME	3	▲	-	+3	
<b>Total</b>			<b>763</b>	<b>▼</b>	<b>-9.1%</b>	<b>-76</b>	
<b>GRAND TOTAL</b>			<b>74,097</b>	<b>▲</b>	<b>12.7%</b>	<b>+8,348</b>	

\* Compared to same time period as previous year  
 9/12/2024 1:08:16PM

\*\* Case Type Categories are defined in the 2017 Virginia Judicial Workload Assessment  
 Source: SCV-SQL-Information

**CPSS - GCMS CASELOAD STATISTICS OF THE GENERAL DISTRICT COURTS**  
 January 2024 thru August 2024 Dispositions (Compared to January 2023 thru August 2023)

**Dispositions by Major Case Category\*\***

Category	Summary	Change	% Change	Absolute Change
Felony	2,627	▼	-0.6%	-16
Garnishment	7,026	▲	+5.1%	+338
General Civil	10,513	▲	+32.5%	+2,578
Infraction/Civil Violation	29,425	▼	+14.2%	+3,656
Involuntary Civil Commitments	12	▼	-66.7%	-24
Landlord /Tenant	7,248	▼	+4.4%	+307
Misdemeanor	12,903	▲	+12.3%	+1,413
New to Workload Study	1	▲	-	+1
Other	3,795	▲	+1.0%	+39
Protective Orders	547	▲	+11.4%	+56
<b>GRAND TOTAL</b>	<b>74,097</b>	▲	12.7%	+8,348

\* Compared to same time period as previous year  
 9/12/2024 1:08:16PM

\*\* Case Type Categories are defined in the 2017 Virginia Judicial Workload Assessment  
 Source: SCV-SQL-Information



2024 Overall GRAND TOTAL		Distribution of Caseload			Change*		Percentage (%) of Caseload		
<b>7,468</b>	+1,003 15.5%	<b>Criminal</b>	952	13%	31.5% ▲	+228	<b>Criminal</b>	2023 11.2%	2024 12.7%
2024	↑	<b>Traffic</b>	5,172	69%	14.9% ▲	+669	<b>Traffic</b>	69.7%	69.3%
2023		<b>Civil</b>	1,293	17%	9.0% ▲	+107	<b>Civil</b>	18.3%	17.3%
		<b>Civil Commitments</b>	51	1%	-1.9% ▼	-1	<b>Civil Commitments</b>	0.8%	0.7%
		<b>GRAND TOTAL</b>	<b>7,468</b>	100%	15.5% ▲	+1,003	<b>GRAND TOTAL</b>	100%	100%

Dispositions by Division & Code

Division	Case Type Description	Code	Summary	Change	% Change	Absolute Change
<b>Criminal</b>	Misdemeanor	M	584	▲	+31.8%	+141
	Felony	F	194	▼	-7.6%	-16
	Capias	CA	131	▲	+244.7%	+93
	Civil Violation	CV	24	▲	+4.3%	+1
	Show Cause	SC	19	▲	+90.0%	+9
	<b>Total</b>			<b>952</b>	▲	<b>31.5%</b>
<b>Traffic</b>	Infraction	I	4,116	▲	+9.9%	+371
	Misdemeanor	M	916	▲	+29.9%	+211
	Capias	CA	109	▲	+202.8%	+73
	Felony	F	19	▲	+171.4%	+12
	Show Cause	SC	11	▲	+22.2%	+2
	Civil Violation	CV	1	↔		-
	<b>Total</b>			<b>5,172</b>	▲	<b>14.9%</b>
<b>Civil</b>	Warrant in Debt	WD	726	▲	+20.8%	+125
	Garnishment	GA	303	▲	+3.1%	+9
	Unlawful Detainer	UD	84	▼	-27.0%	-31
	Other	OT	65	▲	+18.2%	+10
	Preliminary Protective Order	PP	31	▼	-6.1%	-2
	Admin License	AL	25	▼	-10.7%	-3
	Protective Order	PO	20	▲	+5.3%	+1
	Abstract	AJ	11	▲	+22.2%	+2
	Show Cause	SC	11	▼	-15.4%	-2
	Interrogatory	IN	9	▲	+80.0%	+4
	Detinue	DT	6	▲	+20.0%	+1
	Capias	CA	1	▲	-	+1
	Petition-Restore Arms	PR	1	▲	-	+1
	Counter Claim	CC	0	▼	-100.0%	-3
	Impoundment	IM	0	▼	-100.0%	-5
	Overweight	OC	0	▼	-100.0%	-1
<b>Total</b>			<b>1,293</b>	▲	<b>9.0%</b>	<b>+107</b>
<b>Civil Commitments</b>	Temporary Detention Order	TD	42	▲	+16.7%	+6
	Emergency Custody Order	EC	9	▼	-43.8%	-7
	<b>Total</b>		<b>51</b>	▼	<b>-1.9%</b>	<b>-1</b>
<b>GRAND TOTAL</b>			<b>7,468</b>	▲	<b>15.5%</b>	<b>+1,003</b>

Dispositions by Major Case Category\*\*

Category	Summary	Change	% Change	Absolute Change
Felony	213	▲	-1.8%	-4
Garnishment	312	▲	+4.3%	+13
General Civil	734	▲	+21.1%	+128
Infraction/Civil Violation	4,141	▼	+9.8%	+371
Landlord /Tenant	84	▼	-27.0%	-31
Misdemeanor	1,500	▲	+30.7%	+352
Other	433	▲	+67.8%	+175
Protective Orders	51	▼	-1.9%	-1
<b>GRAND TOTAL</b>	<b>7,468</b>	▲	<b>15.5%</b>	<b>+1,003</b>

\* Compared to same time period as previous year  
 9/12/2024 1:08:16PM

\*\* Case Type Categories are defined in the 2017 Virginia Judicial Workload Assessment  
 Source: SCV-SQL-Information



2024 Overall GRAND TOTAL		Distribution of Caseload			Change*		Percentage (%) of Caseload		
<b>4,533</b>	+68 1.5%	<b>Criminal</b>	292	6%	-15.1% ▼	-52	<b>Criminal</b>	2023 7.7%	2024 6.4%
2024		<b>Traffic</b>	3,566	79%	1.6% ▲	+57	<b>Traffic</b>	78.6%	78.7%
2023		<b>Civil</b>	663	15%	9.6% ▲	+58	<b>Civil</b>	13.5%	14.6%
		<b>Civil Commitments</b>	12	0%	71.4% ▲	+5	<b>Civil Commitments</b>	0.2%	0.3%
		<b>GRAND TOTAL</b>	<b>4,533</b>	100%	1.5% ▲	+68	<b>GRAND TOTAL</b>	100%	100%

**Dispositions by Division & Code**

Division	Case Type Description	Code	Summary	Change	% Change	Absolute Change
<b>Criminal</b>	Misdemeanor	M	217	▼	-8.1%	-19
	Felony	F	44	▼	-39.7%	-29
	Capias	CA	12	▼	-33.3%	-6
	Civil Violation	CV	11	▲	+37.5%	+3
	Show Cause	SC	8	▼	-11.1%	-1
	<b>Total</b>			<b>292</b>	▼	<b>-15.1%</b>
<b>Traffic</b>	Infraction	I	3,120	▲	+2.0%	+61
	Misdemeanor	M	431	▲	+0.7%	+3
	Capias	CA	6	↔		-
	Show Cause	SC	6	▲	+200.0%	+4
	Felony	F	2	▼	-83.3%	-10
	Civil Violation	CV	1	▼	-50.0%	-1
	<b>Total</b>			<b>3,566</b>	▲	<b>1.6%</b>
<b>Civil</b>	Warrant in Debt	WD	235	▲	+37.4%	+64
	Garnishment	GA	150	▲	+3.4%	+5
	Detinue	DT	102	▲	+5.2%	+5
	Unlawful Detainer	UD	73	▼	-3.9%	-3
	Other	OT	39	▼	-23.5%	-12
	Impoundment	IM	19	▲	+18.8%	+3
	Admin License	AL	15	▲	+87.5%	+7
	Protective Order	PO	15	▲	+36.4%	+4
	Abstract	AJ	6	▲	+50.0%	+2
	Preliminary Protective Order	PP	4	▼	-33.3%	-2
	Show Cause	SC	2	▼	-88.9%	-16
	Counter Claim	CC	1	▼	-50.0%	-1
	Interrogatory	IN	1	▲	-	+1
	Motion for Judgment	MJ	1	▲	-	+1
	<b>Total</b>			<b>663</b>	▲	<b>9.6%</b>
<b>Civil Commitments</b>	Emergency Custody Order	EC	7	▲	+250.0%	+5
	Temporary Detention Order	TD	5	↔		-
	<b>Total</b>		<b>12</b>	▲	<b>71.4%</b>	<b>+5</b>
<b>GRAND TOTAL</b>			<b>4,533</b>	▲	1.5%	+68

**Dispositions by Major Case Category\*\***

Category	Summary	Change	% Change	Absolute Change
Felony	46	▼	-45.9%	-39
Garnishment	151	▲	+4.1%	+6
General Civil	349	▲	+18.7%	+55
Infraction/Civil Violation	3,132	▼	+2.1%	+63
Landlord /Tenant	73	▼	-3.9%	-3
Misdemeanor	648	▼	-2.4%	-16
Other	115	▲		0
Protective Orders	19	▲	+11.8%	+2
<b>GRAND TOTAL</b>	<b>4,533</b>	▲	1.5%	+68

\* Compared to same time period as previous year  
 9/12/2024 1:08:16PM

\*\* Case Type Categories are defined in the 2017 Virginia Judicial Workload Assessment  
 Source: SCV-SQL-Information

2024 Overall GRAND TOTAL		Distribution of Caseload			Change*		Percentage (%) of Caseload		
<b>11,766</b>	-212 -1.8%	<b>Criminal</b>	2,187	19%	23.1% ▲	+410	<b>Criminal</b>	2023 14.8%	2024 18.6%
2024		<b>Traffic</b>	4,508	38%	-16.7% ▼	-905	<b>Traffic</b>	45.2%	38.3%
2023		<b>Civil</b>	4,285	36%	7.3% ▲	+293	<b>Civil</b>	33.3%	36.4%
		<b>Civil Commitments</b>	786	7%	-1.3% ▼	-10	<b>Civil Commitments</b>	6.6%	6.7%
		<b>GRAND TOTAL</b>	<b>11,766</b>	100%	-1.8% ▼	-212	<b>GRAND TOTAL</b>	100%	100%

**Dispositions by Division & Code**

Division	Case Type Description	Code	Summary	Change	% Change	Absolute Change
<b>Criminal</b>	Misdemeanor	M	1,361	▲	+24.6%	+269
	Felony	F	524	▲	+25.7%	+107
	Capias	CA	173	▲	+21.0%	+30
	Show Cause	SC	73	▼	-7.6%	-6
	Civil Violation	CV	56	▲	+21.7%	+10
	<b>Total</b>			<b>2,187</b>	<b>▲</b>	<b>23.1%</b>
<b>Traffic</b>	Infraction	I	3,466	▼	-22.7%	-1,019
	Misdemeanor	M	946	▲	+8.7%	+76
	Capias	CA	54	▲	+31.7%	+13
	Felony	F	27	▲	+440.0%	+22
	Show Cause	SC	9	↔	-	-
	Restricted Operators License	RL	5	▲	+66.7%	+2
	Civil Violation	CV	1	▲	-	+1
	<b>Total</b>			<b>4,508</b>	<b>▼</b>	<b>-16.7%</b>
<b>Civil</b>	Warrant in Debt	WD	2,074	▲	+11.4%	+213
	Garnishment	GA	953	▼	-5.7%	-58
	Unlawful Detainer	UD	674	▲	+19.5%	+110
	Bond Forfeiture	BF	107	▲	+75.4%	+46
	Admin License	AL	103	▲	+30.4%	+24
	Other	OT	94	▲	-6.0%	-6
	Show Cause	SC	75	▲	+97.4%	+37
	Impoundment	IM	62	▲	+14.8%	+8
	Abstract	AJ	51	▼	-16.4%	-10
	Preliminary Protective Order	PP	35	▼	-32.7%	-17
	Detinue	DT	22	▼	-69.4%	-50
	Interrogatory	IN	16	▲	+77.8%	+7
	Protective Order	PO	15	▼	-25.0%	-5
	Capias	CA	3	▲	+200.0%	+2
	Counter Claim	CC	1	▼	-66.7%	-2
	Motion for Judgment	MJ	0	▼	-100.0%	-1
	Overweight	OC	0	▼	-100.0%	-1
	Petition-Restore Arms	PR	0	▼	-100.0%	-2
	Tenants Assertion	TA	0	▼	-100.0%	-2
<b>Total</b>			<b>4,285</b>	<b>▲</b>	<b>7.3%</b>	<b>+293</b>
<b>Civil Commitments</b>	Mental Commitment	MC	467	▼	-2.9%	-14
	Other	OT	121	▲	+15.2%	+16
	Emergency Custody Order	EC	104	▲	+8.3%	+8
	Temporary Detention Order	TD	92	▼	-18.6%	-21
	Medical Emergency Custody Order	ME	1	▲	-	+1
	Medical Emergency Temporary Detention Order	MT	1	▲	-	+1
	Petition	PT	0	▼	-100.0%	-1
<b>Total</b>			<b>786</b>	<b>▼</b>	<b>-1.3%</b>	<b>-10</b>
<b>GRAND TOTAL</b>			<b>11,766</b>	<b>▼</b>	<b>-1.8%</b>	<b>-212</b>

**Dispositions by Major Case Category\*\***

Category	Summary	Change	% Change	Absolute Change
Felony	551	▲	+30.6%	+129
Garnishment	969	▲	-5.0%	-51

\* Compared to same time period as previous year  
 9/12/2024 1:08:16PM



\*\* Case Type Categories are defined in the 2017 Virginia Judicial Workload Assessment  
 Source: SCV-SQL-Information

**CPSS - GCMS CASELOAD STATISTICS OF THE GENERAL DISTRICT COURTS**  
 January 2024 thru August 2024 Dispositions (Compared to January 2023 thru August 2023)

General Civil	2,123	▼	+8.4%	+164
Infraction/Civil Violation	3,523	▲	-22.3%	-1,009
Involuntary Civil Commitments	121	▼	+14.2%	+15
Landlord /Tenant	674	▼	+19.1%	+108
Misdemeanor	2,312	▲	+17.7%	+347
Other	1,443	▲	+8.0%	+107
Protective Orders	50	▼	-30.6%	-22
<b>GRAND TOTAL</b>	<b>11,766</b>	▼	-1.8%	-212

\* Compared to same time period as previous year  
 9/12/2024 1:08:16PM

\*\* Case Type Categories are defined in the 2017 Virginia Judicial Workload Assessment  
 Source: SCV-SQL-Information

2024 Overall GRAND TOTAL		Distribution of Caseload			Change*		Percentage (%) of Caseload		
<b>16,370</b>	+2,512 18.1%	<b>Criminal</b>	2,349	14%	15.3% ▲	+311	<b>Criminal</b>	2023 14.7%	2024 14.3%
2024 	↑	<b>Traffic</b>	9,908	61%	20.0% ▲	+1,651	<b>Traffic</b>	59.6%	60.5%
2023 		<b>Civil</b>	4,038	25%	15.3% ▲	+536	<b>Civil</b>	25.3%	24.7%
		<b>Civil Commitments</b>	75	0%	23.0% ▲	+14	<b>Civil Commitments</b>	0.4%	0.5%
		<b>GRAND TOTAL</b>	<b>16,370</b>	100%	18.1% ▲	+2,512	<b>GRAND TOTAL</b>	100%	100%

Dispositions by Division & Code

Division	Case Type Description	Code	Summary	Change	% Change	Absolute Change
<b>Criminal</b>	Misdemeanor	M	1,263	▲	+21.1%	+220
	Felony	F	706	▲	+3.5%	+24
	Capias	CA	222	▲	+13.8%	+27
	Show Cause	SC	91	▲	+12.3%	+10
	Civil Violation	CV	67	▲	+81.1%	+30
	<b>Total</b>			<b>2,349</b>	<b>▲</b>	<b>15.3%</b>
<b>Traffic</b>	Infraction	I	6,307	▲	+13.5%	+748
	Misdemeanor	M	3,392	▲	+36.2%	+902
	Capias	CA	137	▲	+10.5%	+13
	Felony	F	37	▼	-14.0%	-6
	Show Cause	SC	22	▲	+69.2%	+9
	Restricted Operators License	RL	13	▼	-48.0%	-12
	Civil Violation	CV	0	▼	-100.0%	-3
	<b>Total</b>			<b>9,908</b>	<b>▲</b>	<b>20.0%</b>
<b>Civil</b>	Warrant in Debt	WD	1,949	▲	+39.0%	+547
	Garnishment	GA	1,113	▼	-10.6%	-132
	Unlawful Detainer	UD	327	▲	+9.7%	+29
	Other	OT	112	▲	+30.2%	+26
	Preliminary Protective Order	PP	88	▲	+14.3%	+11
	Show Cause	SC	84	▲	+44.8%	+26
	Admin License	AL	80	▲	+23.1%	+15
	Bond Forfeiture	BF	71	▼	-12.3%	-10
	Protective Order	PO	66	▲	+17.9%	+10
	Impoundment	IM	47	▲	+9.3%	+4
	Abstract	AJ	26	↔		-
	Motion for Judgment	MJ	25	▼	-3.8%	-1
	Detinue	DT	22	▲	+29.4%	+5
	Interrogatory	IN	21	▲	+61.5%	+8
	Counter Claim	CC	4	▲	+100.0%	+2
	Tenants Assertion	TA	2	▼	-50.0%	-2
	Interrogatory-Not	IC	1	▲	-	+1
	Mechanic's Lien	ML	0	▼	-100.0%	-1
	Petition-Restore Arms	PR	0	▼	-100.0%	-1
	Third Party Claim	TH	0	▼	-100.0%	-1
<b>Total</b>			<b>4,038</b>	<b>▲</b>	<b>15.3%</b>	<b>+536</b>
<b>Civil Commitments</b>	Temporary Detention Order	TD	55	▲	+31.0%	+13
	Emergency Custody Order	EC	15	↔		-
	Mental Commitment	MC	5	▲	+66.7%	+2
	Petition	PT	0	▼	-100.0%	-1
<b>Total</b>			<b>75</b>	<b>▲</b>	<b>23.0%</b>	<b>+14</b>
<b>GRAND TOTAL</b>			<b>16,370</b>	<b>▲</b>	<b>18.1%</b>	<b>+2,512</b>

Dispositions by Major Case Category\*\*

Category	Summary	Change	% Change	Absolute Change
Felony	743	▼	+2.5%	+18
Garnishment	1,134	▲	-9.9%	-124
General Civil	2,012	▼	+37.3%	+547
Infraction/Civil Violation	6,374	▼	+13.8%	+775

\* Compared to same time period as previous year  
 9/12/2024 1:08:16PM

\*\* Case Type Categories are defined in the 2017 Virginia Judicial Workload Assessment  
 Source: SCV-SQL-Information

**CPSS - GCMS CASELOAD STATISTICS OF THE GENERAL DISTRICT COURTS**  
 January 2024 thru August 2024 Dispositions (Compared to January 2023 thru August 2023)

Involuntary Civil Commitments	0	▼	-100.0%	-1
Landlord /Tenant	329	▼	+8.9%	+27
Misdemeanor	4,668	▲	+31.2%	+1,110
Other	956	▲	+17.0%	+139
Protective Orders	154	▲	+15.8%	+21
<b>GRAND TOTAL</b>	<b>16,370</b>	▲	18.1%	+2,512

\* Compared to same time period as previous year  
 9/12/2024 1:08:16PM

\*\* Case Type Categories are defined in the 2017 Virginia Judicial Workload Assessment  
 Source: SCV-SQL-Information

2024 Overall GRAND TOTAL		Distribution of Caseload			Change*		Percentage (%) of Caseload		
<b>4,844</b>	-1,858 -27.7%	<b>Criminal</b>	631	13%	11.7% ▲	+66	<b>Criminal</b>	2023 8.4%	2024 13.0%
2024		<b>Traffic</b>	3,375	70%	-37.7% ▼	-2,040	<b>Traffic</b>	80.8%	69.7%
2023		<b>Civil</b>	811	17%	18.7% ▲	+128	<b>Civil</b>	10.2%	16.7%
		<b>Civil Commitments</b>	27	1%	-30.8% ▼	-12	<b>Civil Commitments</b>	0.6%	0.6%
		<b>GRAND TOTAL</b>	<b>4,844</b>	100%	-27.7% ▼	-1,858	<b>GRAND TOTAL</b>	100%	100%

Dispositions by Division & Code

Division	Case Type Description	Code	Summary	Change	% Change	Absolute Change
<b>Criminal</b>	Misdemeanor	M	350	▲	+1.7%	+6
	Felony	F	125	▲	+15.7%	+17
	Capias	CA	64	▲	+68.4%	+26
	Civil Violation	CV	51	▼	-8.9%	-5
	Show Cause	SC	41	▲	+115.8%	+22
	<b>Total</b>			<b>631</b>	▲	<b>11.7%</b>
<b>Traffic</b>	Infraction	I	2,732	▼	-41.8%	-1,961
	Misdemeanor	M	585	▼	-14.8%	-102
	Capias	CA	30	▲	+57.9%	+11
	Felony	F	21	▲	+61.5%	+8
	Show Cause	SC	6	▲	+100.0%	+3
	Restricted Operators License	RL	1	▲	-	+1
	<b>Total</b>			<b>3,375</b>	▼	<b>-37.7%</b>
<b>Civil</b>	Warrant in Debt	WD	335	▲	+37.3%	+91
	Garnishment	GA	151	▼	-1.9%	-3
	Unlawful Detainer	UD	122	▲	+13.0%	+14
	Admin License	AL	73	▲	+17.7%	+11
	Other	OT	27	▼	-25.0%	-9
	Protective Order	PO	17	▲	+41.7%	+5
	Show Cause	SC	16	▲	+23.1%	+3
	Overweight	OC	15	▲	+150.0%	+9
	Preliminary Protective Order	PP	15	▼	-16.7%	-3
	Impoundment	IM	9	↔	-	-
	Interrogatory	IN	9	▲	+50.0%	+3
	Abstract	AJ	7	▲	+133.3%	+4
	Motion for Judgment	MJ	7	▲	+133.3%	+4
	Detinue	DT	4	▼	-33.3%	-2
	Tenants Assertion	TA	2	▼	-33.3%	-1
	Capias	CA	1	▲	-	+1
	Petition-Restore Arms	PR	1	▲	-	+1
<b>Total</b>			<b>811</b>	▲	<b>18.7%</b>	<b>+128</b>
<b>Civil Commitments</b>	Temporary Detention Order	TD	23	▼	-14.8%	-4
	Emergency Custody Order	EC	3	▼	-75.0%	-9
	Mental Commitment	MC	1	▲	-	+1
	<b>Total</b>			<b>27</b>	▼	<b>-30.8%</b>
<b>GRAND TOTAL</b>			<b>4,844</b>	▼	-27.7%	-1,858

Dispositions by Major Case Category\*\*

Category	Summary	Change	% Change	Absolute Change
Felony	146	▲	+20.7%	+25
Garnishment	160	▲	-	0
General Civil	351	▲	+36.0%	+93
Infraction/Civil Violation	2,798	▲	-41.2%	-1,957
Landlord /Tenant	124	▼	+11.7%	+13
Misdemeanor	936	▲	-9.2%	-95
Other	297	▲	+25.8%	+61
Protective Orders	32	▲	+6.7%	+2

\* Compared to same time period as previous year  
 9/12/2024 1:08:16PM

\*\* Case Type Categories are defined in the 2017 Virginia Judicial Workload Assessment  
 Source: SCV-SQL-Information




**GRAND TOTAL**

**4,844**



-27.7%

-1,858

2024 Overall GRAND TOTAL		Distribution of Caseload			Change*		Percentage (%) of Caseload		
<b>1,810</b>	-327 -15.3%	<b>Criminal</b>	371	20%	4.5% ▲	+16	<b>Criminal</b>	2023 16.6%	2024 20.5%
		<b>Traffic</b>	1,001	55%	-26.0% ▼	-351	<b>Traffic</b>	63.3%	55.3%
		<b>Civil</b>	401	22%	6.9% ▲	+26	<b>Civil</b>	17.5%	22.2%
		<b>Civil Commitments</b>	37	2%	-32.7% ▼	-18	<b>Civil Commitments</b>	2.6%	2.0%
		<b>GRAND TOTAL</b>	<b>1,810</b>	100%	-15.3% ▼	-327	<b>GRAND TOTAL</b>	100%	100%

Dispositions by Division & Code

Division	Case Type Description	Code	Summary	Change	% Change	Absolute Change
<b>Criminal</b>	Misdemeanor	M	276	▲	+0.7%	+2
	Felony	F	54	▲	+35.0%	+14
	Capias	CA	22	▲	+22.2%	+4
	Show Cause	SC	10	▼	-44.4%	-8
	Civil Violation	CV	9	▲	+80.0%	+4
	<b>Total</b>			<b>371</b>	▲	<b>4.5%</b>
<b>Traffic</b>	Infraction	I	838	▼	-26.4%	-301
	Misdemeanor	M	144	▼	-27.6%	-55
	Capias	CA	9	▲	+200.0%	+6
	Show Cause	SC	6	▲	+100.0%	+3
	Felony	F	3	▼	-40.0%	-2
	Restricted Operators License	RL	1	↔		-
	Civil Violation	CV	0	▼	-100.0%	-2
<b>Total</b>			<b>1,001</b>	▼	<b>-26.0%</b>	<b>-351</b>
<b>Civil</b>	Warrant in Debt	WD	178	▲	+15.6%	+24
	Garnishment	GA	83	▲	+10.7%	+8
	Unlawful Detainer	UD	43	▲	+2.4%	+1
	Other	OT	35	▲	+9.4%	+3
	Admin License	AL	19	▼	-5.0%	-1
	Detinue	DT	15	▲	+87.5%	+7
	Preliminary Protective Order	PP	15	▼	-37.5%	-9
	Interrogatory	IN	5	↔		-
	Impoundment	IM	3	▲	+200.0%	+2
	Abstract	AJ	2	▲	+100.0%	+1
	Capias	CA	1	▲	-	+1
	Show Cause	SC	1	▼	-87.5%	-7
	Tenants Assertion	TA	1	↔		-
	Overweight	OC	0	▼	-100.0%	-1
	Protective Order	PO	0	▼	-100.0%	-3
<b>Total</b>			<b>401</b>	▲	<b>6.9%</b>	<b>+26</b>
<b>Civil Commitments</b>	Mental Commitment	MC	18	▼	-35.7%	-10
	Temporary Detention Order	TD	11	▼	-26.7%	-4
	Emergency Custody Order	EC	4	▼	-42.9%	-3
	Other	OT	4	▼	-20.0%	-1
<b>Total</b>			<b>37</b>	▼	<b>-32.7%</b>	<b>-18</b>
<b>GRAND TOTAL</b>			<b>1,810</b>	▼	-15.3%	-327

Dispositions by Major Case Category\*\*

Category	Summary	Change	% Change	Absolute Change
Felony	57	▼	+26.7%	+12
Garnishment	88	▲	+10.0%	+8
General Civil	199	▲	+20.6%	+34
Infraction/Civil Violation	847	▼	-26.2%	-300
Involuntary Civil Commitments	4	▼	-20.0%	-1
Landlord /Tenant	44	▲	+2.3%	+1
Misdemeanor	421	▼	-11.2%	-53
Other	135	▲	-10.6%	-16

\* Compared to same time period as previous year  
 9/12/2024 1:08:16PM

\*\* Case Type Categories are defined in the 2017 Virginia Judicial Workload Assessment  
 Source: SCV-SQL-Information

**CPSS - GCMS CASELOAD STATISTICS OF THE GENERAL DISTRICT COURTS**  
January 2024 thru August 2024 Dispositions (Compared to January 2023 thru August 2023)

**Lancaster**

District: 15 FIPS: 103

---

Protective Orders	15	▼	-44.4%	-12
<b>GRAND TOTAL</b>	<b>1,810</b>	▼	-15.3%	-327

---

\* Compared to same time period as previous year  
9/12/2024 1:08:16PM

\*\* Case Type Categories are defined in the 2017 Virginia Judicial Workload Assessment  
Source: SCV-SQL-Information

2024 Overall GRAND TOTAL		Distribution of Caseload			Change*		Percentage (%) of Caseload			
<b>1,158</b>	-333 -22.3%	<b>Criminal</b>	275	24%	-12.7%	▼	-40	<b>Criminal</b>	2023 21.1%	2024 23.7%
2024		<b>Traffic</b>	583	50%	-37.4%	▼	-348	<b>Traffic</b>	62.4%	50.3%
2023		<b>Civil</b>	290	25%	20.8%	▲	+50	<b>Civil</b>	16.1%	25.0%
		<b>Civil Commitments</b>	10	1%	100.0%	▲	+5	<b>Civil Commitments</b>	0.3%	0.9%
		<b>GRAND TOTAL</b>	<b>1,158</b>	100%	-22.3%	▼	-333	<b>GRAND TOTAL</b>	100%	100%

Dispositions by Division & Code

Division	Case Type Description	Code	Summary	Change	% Change	Absolute Change
<b>Criminal</b>	Misdemeanor	M	184	▲	+6.4%	+11
	Felony	F	50	▼	-56.5%	-65
	Show Cause	SC	16	▲	+128.6%	+9
	Capias	CA	13	▲	+62.5%	+5
	Civil Violation	CV	11	↔		-
	Motion	MO	1	↔		-
	<b>Total</b>			<b>275</b>	▼	<b>-12.7%</b>
<b>Traffic</b>	Infraction	I	413	▼	-44.3%	-329
	Misdemeanor	M	164	▼	-8.9%	-16
	Show Cause	SC	4	▲	+33.3%	+1
	Capias	CA	1	▲	-	+1
	Felony	F	1	▼	-75.0%	-3
	Restricted Operators License	RL	0	▼	-100.0%	-2
	<b>Total</b>			<b>583</b>	▼	<b>-37.4%</b>
<b>Civil</b>	Warrant in Debt	WD	145	▲	+70.6%	+60
	Garnishment	GA	57	▼	-3.4%	-2
	Other	OT	24	▼	+33.3%	+6
	Unlawful Detainer	UD	21	▼	-27.6%	-8
	Protective Order	PO	13	▲	+333.3%	+10
	Preliminary Protective Order	PP	11	▲	+120.0%	+6
	Admin License	AL	5	▼	-61.5%	-8
	Bond Forfeiture	BF	4	▼	-20.0%	-1
	Detinue	DT	3	▲	+50.0%	+1
	Abstract	AJ	2	▼	-50.0%	-2
	Impoundment	IM	2	▼	-71.4%	-5
	Interrogatory	IN	2	▼	-60.0%	-3
	Show Cause	SC	1	▼	-75.0%	-3
	Tenants Assertion	TA	0	▼	-100.0%	-1
<b>Total</b>			<b>290</b>	▲	<b>20.8%</b>	<b>+50</b>
<b>Civil Commitments</b>	Temporary Detention Order	TD	9	▲	+125.0%	+5
	Emergency Custody Order	EC	1	↔		-
	<b>Total</b>			<b>10</b>	▲	<b>100.0%</b>
<b>GRAND TOTAL</b>			<b>1,158</b>	▼	-22.3%	-333

Dispositions by Major Case Category\*\*

Category	Summary	Change	% Change	Absolute Change
Felony	51	▼	-57.1%	-68
Garnishment	59	▼	-7.8%	-5
General Civil	148	▲	+62.6%	+57
Infraction/Civil Violation	424	▼	-43.7%	-329
Landlord /Tenant	21	▼	-30.0%	-9
Misdemeanor	348	▼	-2.0%	-7
Other	83	▲	+16.9%	+12
Protective Orders	24	▲	+200.0%	+16
<b>GRAND TOTAL</b>	<b>1,158</b>	▼	-22.3%	-333

2024 Overall GRAND TOTAL		Distribution of Caseload			Change*		Percentage (%) of Caseload		
<b>2,273</b>	-199 -8.1%	<b>Criminal</b>	225	10%	-5.1% ▼	-12	<b>Criminal</b>	2023 9.6%	2024 9.9%
2024		<b>Traffic</b>	864	38%	-25.3% ▼	-293	<b>Traffic</b>	46.8%	38.0%
2023		<b>Civil</b>	1,179	52%	9.8% ▲	+105	<b>Civil</b>	43.4%	51.9%
		<b>Civil Commitments</b>	5	0%	25.0% ▲	+1	<b>Civil Commitments</b>	0.2%	0.2%
		<b>GRAND TOTAL</b>	<b>2,273</b>	100%	-8.1% ▼	-199	<b>GRAND TOTAL</b>	100%	100%

Dispositions by Division & Code

Division	Case Type Description	Code	Summary	Change	% Change	Absolute Change
<b>Criminal</b>	Misdemeanor	M	127	▼	-0.8%	-1
	Felony	F	66	▲	+15.8%	+9
	Capias	CA	19	▼	-32.1%	-9
	Show Cause	SC	10	▼	-41.2%	-7
	Restricted Operators License	RL	2	▲	-	+2
	Civil Violation	CV	1	▼	-85.7%	-6
	<b>Total</b>			<b>225</b>	▼	<b>-5.1%</b>
<b>Traffic</b>	Infraction	I	740	▼	-25.2%	-249
	Misdemeanor	M	123	▼	-23.1%	-37
	Felony	F	1	▼	-50.0%	-1
	Capias	CA	0	▼	-100.0%	-3
	Civil Violation	CV	0	▼	-100.0%	-1
	Show Cause	SC	0	▼	-100.0%	-2
	<b>Total</b>			<b>864</b>	▼	<b>-25.3%</b>
<b>Civil</b>	Warrant in Debt	WD	1,066	▲	+11.9%	+113
	Garnishment	GA	46	▼	-9.8%	-5
	Unlawful Detainer	UD	32	▲	+10.3%	+3
	Other	OT	14	▼	-12.5%	-2
	Admin License	AL	5	▼	-44.4%	-4
	Detinue	DT	5	▲	-	+5
	Preliminary Protective Order	PP	3	▼	-40.0%	-2
	Counter Claim	CC	2	▲	-	+2
	Interrogatory	IN	2	↔	-	-
	Abstract	AJ	1	▲	-	+1
	Impoundment	IM	1	▼	-80.0%	-4
	Motion for Judgment	MJ	1	▲	-	+1
	Show Cause	SC	1	▼	-50.0%	-1
	Protective Order	PO	0	▼	-100.0%	-1
	Restricted Operators License	RL	0	▼	-100.0%	-1
<b>Total</b>			<b>1,179</b>	▲	<b>9.8%</b>	<b>+105</b>
<b>Civil Commitments</b>	Temporary Detention Order	TD	5	▲	+66.7%	+2
	Emergency Custody Order	EC	0	▼	-100.0%	-1
	<b>Total</b>		<b>5</b>	▲	<b>25.0%</b>	<b>+1</b>
<b>GRAND TOTAL</b>			<b>2,273</b>	▼	<b>-8.1%</b>	<b>-199</b>

Dispositions by Major Case Category\*\*

Category	Summary	Change	% Change	Absolute Change
Felony	67	▼	+13.6%	+8
Garnishment	48	▼	-9.4%	-5
General Civil	1,075	▲	+12.1%	+116
Infraction/Civil Violation	741	▼	-25.7%	-256
Landlord /Tenant	32	▲	+10.3%	+3
Misdemeanor	252	▲	-12.8%	-37
Other	55	▲	-31.3%	-25
Protective Orders	3	▼	-50.0%	-3
<b>GRAND TOTAL</b>	<b>2,273</b>	▼	<b>-8.1%</b>	<b>-199</b>

\* Compared to same time period as previous year  
 9/12/2024 1:08:16PM

\*\* Case Type Categories are defined in the 2017 Virginia Judicial Workload Assessment  
 Source: SCV-SQL-Information



2024 Overall GRAND TOTAL		Distribution of Caseload			Change*		Percentage (%) of Caseload		
<b>18,663</b>	+2,167 13.1%	<b>Criminal</b>	2,456	13%	-0.7% ▼	-18	<b>Criminal</b>	2023 15.0%	2024 13.2%
2024	↑	<b>Traffic</b>	9,577	51%	20.8% ▲	+1,646	<b>Traffic</b>	48.1%	51.3%
2023		<b>Civil</b>	6,371	34%	9.9% ▲	+575	<b>Civil</b>	35.1%	34.1%
		<b>Civil Commitments</b>	259	1%	-12.2% ▼	-36	<b>Civil Commitments</b>	1.8%	1.4%
		<b>GRAND TOTAL</b>	<b>18,663</b>	100%	13.1% ▲	+2,167	<b>GRAND TOTAL</b>	100%	100%

Dispositions by Division & Code

Division	Case Type Description	Code	Summary	Change	% Change	Absolute Change
<b>Criminal</b>	Misdemeanor	M	1,456	▲	+1.1%	+16
	Felony	F	696	▼	-4.4%	-32
	Capias	CA	199	▼	-5.7%	-12
	Civil Violation	CV	60	▲	+5.3%	+3
	Show Cause	SC	45	▲	+18.4%	+7
	<b>Total</b>			<b>2,456</b>	▼	<b>-0.7%</b>
<b>Traffic</b>	Infraction	I	7,515	▲	+23.2%	+1,416
	Misdemeanor	M	1,993	▲	+12.7%	+224
	Capias	CA	40	▲	+17.6%	+6
	Felony	F	24	▲	+4.3%	+1
	Show Cause	SC	4	▼	-20.0%	-1
	Civil Violation	CV	1	↔		-
	<b>Total</b>			<b>9,577</b>	▲	<b>20.8%</b>
<b>Civil</b>	Warrant in Debt	WD	3,175	▲	+21.5%	+562
	Garnishment	GA	1,486	▲	+1.3%	+19
	Unlawful Detainer	UD	850	▼	-3.8%	-34
	Other	OT	160	▲	+46.8%	+51
	Preliminary Protective Order	PP	130	▼	-17.7%	-28
	Admin License	AL	103	▼	-14.9%	-18
	Protective Order	PO	88	▼	-8.3%	-8
	Show Cause	SC	86	▲	+41.0%	+25
	Interrogatory	IN	78	▲	+129.4%	+44
	Detinue	DT	56	▼	-17.6%	-12
	Abstract	AJ	48	▼	-28.4%	-19
	Motion for Judgment	MJ	44	▲	+15.8%	+6
	Impoundment	IM	42	▼	-32.3%	-20
	Bond Forfeiture	BF	7	▲	+250.0%	+5
	Counter Claim	CC	6	▼	-14.3%	-1
	Capias	CA	5	▲	-	+5
	Tenants Assertion	TA	4	↔		-
	Petition-Restore Arms	PR	2	↔		-
	Overweight	OC	1	↔		-
	Cross Claim	CR	0	▼	-100.0%	-1
Restricted Operators License	RL	0	▼	-100.0%	-1	
<b>Total</b>			<b>6,371</b>	▲	<b>9.9%</b>	<b>+575</b>
<b>Civil Commitments</b>	Temporary Detention Order	TD	153	▼	-10.5%	-18
	Emergency Custody Order	EC	64	▼	-9.9%	-7
	Mental Commitment	MC	38	▼	-15.6%	-7
	Other	OT	4	▼	-50.0%	-4
	<b>Total</b>			<b>259</b>	▼	<b>-12.2%</b>
<b>GRAND TOTAL</b>			<b>18,663</b>	▲	13.1%	+2,167

Dispositions by Major Case Category\*\*

Category	Summary	Change	% Change	Absolute Change
Felony	720	▼	-4.1%	-31
Garnishment	1,564	▲	+4.2%	+63
General Civil	3,294	▲	+21.0%	+571
Infraction/Civil Violation	7,577	▲	+23.0%	+1,419

\* Compared to same time period as previous year  
 9/12/2024 1:08:16PM

\*\* Case Type Categories are defined in the 2017 Virginia Judicial Workload Assessment  
 Source: SCV-SQL-Information

**CPSS - GCMS CASELOAD STATISTICS OF THE GENERAL DISTRICT COURTS**  
 January 2024 thru August 2024 Dispositions (Compared to January 2023 thru August 2023)

Involuntary Civil Commitments	4	▼	-50.0%	-4
Landlord /Tenant	854	▼	-3.8%	-34
Misdemeanor	3,449	▼	+7.4%	+239
Other	983	▲	-2.0%	-20
Protective Orders	218	▼	-14.2%	-36
<b>GRAND TOTAL</b>	<b>18,663</b>	▲	13.1%	+2,167

\* Compared to same time period as previous year  
 9/12/2024 1:08:16PM

\*\* Case Type Categories are defined in the 2017 Virginia Judicial Workload Assessment  
 Source: SCV-SQL-Information



2024 Overall GRAND TOTAL		Distribution of Caseload			Change*		Percentage (%) of Caseload		
<b>19,260</b>	+1,988 11.5%	<b>Criminal</b>	3,948	20%	2.0% ▲	+78	<b>Criminal</b>	2023 22.4%	2024 20.5%
2024		<b>Traffic</b>	9,153	48%	8.7% ▲	+729	<b>Traffic</b>	48.8%	47.5%
		<b>Civil</b>	5,969	31%	23.3% ▲	+1,127	<b>Civil</b>	28.0%	31.0%
		<b>Civil Commitments</b>	190	1%	39.7% ▲	+54	<b>Civil Commitments</b>	0.8%	1.0%
		<b>GRAND TOTAL</b>	<b>19,260</b>	100%	11.5% ▲	+1,988	<b>GRAND TOTAL</b>	100%	100%

**Dispositions by Division & Code**

Division	Case Type Description	Code	Summary	Change	% Change	Absolute Change
<b>Criminal</b>	Misdemeanor	M	2,091	▲	+2.7%	+54
	Felony	F	1,126	▼	-8.9%	-110
	Capias	CA	516	▲	+22.3%	+94
	Show Cause	SC	113	▲	+37.8%	+31
	Civil Violation	CV	102	▲	+9.7%	+9
	<b>Total</b>			<b>3,948</b>	▲	<b>2.0%</b>
<b>Traffic</b>	Infraction	I	6,851	▲	+9.1%	+573
	Misdemeanor	M	2,139	▲	+8.5%	+167
	Felony	F	72	↔	-	-
	Capias	CA	66	▼	-2.9%	-2
	Civil Violation	CV	20	▼	-16.7%	-4
	Show Cause	SC	5	▼	-50.0%	-5
<b>Total</b>			<b>9,153</b>	▲	<b>8.7%</b>	<b>+729</b>
<b>Civil</b>	Warrant in Debt	WD	2,503	▲	+36.6%	+671
	Garnishment	GA	1,456	▲	+27.2%	+311
	Unlawful Detainer	UD	915	▲	+17.5%	+136
	Admin License	AL	198	▼	-7.9%	-17
	Impoundment	IM	186	▲	+11.4%	+19
	Other	OT	156	▼	-15.2%	-28
	Show Cause	SC	154	▼	-4.3%	-7
	Preliminary Protective Order	PP	113	▲	+27.0%	+24
	Bond Forfeiture	BF	58	▲	+70.6%	+24
	Interrogatory	IN	58	▼	-29.3%	-24
	Abstract	AJ	53	▼	-39.8%	-35
	Motion for Judgment	MJ	52	▲	+205.9%	+35
	Protective Order	PO	30	▲	+15.4%	+4
	Tenants Assertion	TA	12	▲	+140.0%	+7
	Detinue	DT	8	▼	-20.0%	-2
	Zoning Violation	ZO	5	▲	-	+5
	Capias	CA	4	▼	-20.0%	-1
	Counter Claim	CC	3	↔	-	-
	Overweight	OC	2	▲	-	+2
	Restricted Operators License	RL	2	▲	-	+2
Attachment	AT	1	▲	-	+1	
<b>Total</b>			<b>5,969</b>	▲	<b>23.3%</b>	<b>+1,127</b>
<b>Civil Commitments</b>	Temporary Detention Order	TD	119	▲	+70.0%	+49
	Emergency Custody Order	EC	70	▲	+7.7%	+5
	Mental Commitment	MC	1	▲	-	+1
	Medical Emergency Temporary Detention Order	MT	0	▼	-100.0%	-1
<b>Total</b>			<b>190</b>	▲	<b>39.7%</b>	<b>+54</b>
<b>GRAND TOTAL</b>			<b>19,260</b>	▲	11.5%	+1,988

**Dispositions by Major Case Category\*\***

Category	Summary	Change	% Change	Absolute Change
Felony	1,198	▼	-8.4%	-110
Garnishment	1,514	▼	+23.4%	+287
General Civil	2,605	▲	+37.2%	+707
Infraction/Civil Violation	6,975	▲	+9.1%	+580

\* Compared to same time period as previous year  
 9/12/2024 1:08:16PM

\*\* Case Type Categories are defined in the 2017 Virginia Judicial Workload Assessment  
 Source: SCV-SQL-Information

**CPSS - GCMS CASELOAD STATISTICS OF THE GENERAL DISTRICT COURTS**  
 January 2024 thru August 2024 Dispositions (Compared to January 2023 thru August 2023)

Landlord /Tenant	927	▲	+18.2%	+143
Misdemeanor	4,237	▲	+5.7%	+228
Other	1,661	▲	+8.1%	+125
Protective Orders	143	▲	+24.3%	+28
<b>GRAND TOTAL</b>	<b>19,260</b>	▲	11.5%	+1,988

\* Compared to same time period as previous year  
 9/12/2024 1:08:16PM

\*\* Case Type Categories are defined in the 2017 Virginia Judicial Workload Assessment  
 Source: SCV-SQL-Information

2024 Overall GRAND TOTAL		Distribution of Caseload			Change*		Percentage (%) of Caseload		
<b>3,163</b>	-247 -7.2%	<b>Criminal</b>	358	11%	5.0% ▲	+17	<b>Criminal</b>	2023 10.0%	2024 11.3%
2024		<b>Traffic</b>	2,101	66%	-18.0% ▼	-461	<b>Traffic</b>	75.1%	66.4%
2023		<b>Civil</b>	670	21%	37.6% ▲	+183	<b>Civil</b>	14.3%	21.2%
		<b>Civil Commitments</b>	34	1%	70.0% ▲	+14	<b>Civil Commitments</b>	0.6%	1.1%
		<b>GRAND TOTAL</b>	<b>3,163</b>	100%	-7.2% ▼	-247	<b>GRAND TOTAL</b>	100%	100%

Dispositions by Division & Code

Division	Case Type Description	Code	Summary	Change	% Change	Absolute Change
<b>Criminal</b>	Misdemeanor	M	236	▲	+4.0%	+9
	Felony	F	87	▲	+3.6%	+3
	Capias	CA	23	▲	+64.3%	+9
	Show Cause	SC	7	▲	+16.7%	+1
	Civil Violation	CV	5	▼	-50.0%	-5
	<b>Total</b>			<b>358</b>	▲	<b>5.0%</b>
<b>Traffic</b>	Infraction	I	1,709	▼	-22.0%	-482
	Misdemeanor	M	345	▲	+7.1%	+23
	Capias	CA	19	▼	-13.6%	-3
	Felony	F	12	▲	+100.0%	+6
	Show Cause	SC	11	▼	-26.7%	-4
	Civil Violation	CV	5	▼	-16.7%	-1
	<b>Total</b>			<b>2,101</b>	▼	<b>-18.0%</b>
<b>Civil</b>	Warrant in Debt	WD	330	▲	+77.4%	+144
	Garnishment	GA	114	▼	-19.7%	-28
	Unlawful Detainer	UD	87	▲	+42.6%	+26
	Other	OT	40	▲	+90.5%	+19
	Impoundment	IM	37	▲	+5.7%	+2
	Admin License	AL	30	▲	+50.0%	+10
	Protective Order	PO	16	▲	+60.0%	+6
	Interrogatory	IN	5	▲	-	+5
	Preliminary Protective Order	PP	4	▲	+33.3%	+1
	Show Cause	SC	3	▲	-	+3
	Detinue	DT	2	▲	+100.0%	+1
	Abstract	AJ	1	▼	-83.3%	-5
	Motion for Judgment	MJ	1	▼	-50.0%	-1
	<b>Total</b>			<b>670</b>	▲	<b>37.6%</b>
<b>Civil Commitments</b>	Temporary Detention Order	TD	31	▲	+82.4%	+14
	Emergency Custody Order	EC	3	↔	-	-
	<b>Total</b>		<b>34</b>	▲	<b>70.0%</b>	<b>+14</b>
<b>GRAND TOTAL</b>			<b>3,163</b>	▼	-7.2%	-247

Dispositions by Major Case Category\*\*

Category	Summary	Change	% Change	Absolute Change	
Felony	99	▲	+10.0%	+9	
Garnishment	119	▲	-16.2%	-23	
General Civil	340	▲	+76.2%	+147	
Infraction/Civil Violation	1,719	▼	-22.1%	-488	
Landlord /Tenant	87	▲	+42.6%	+26	
Misdemeanor	581	▲	+5.8%	+32	
Other	198	▲	+27.7%	+43	
Protective Orders	20	▲	+53.8%	+7	
<b>GRAND TOTAL</b>		<b>3,163</b>	▼	-7.2%	-247

\* Compared to same time period as previous year  
 9/12/2024 1:08:16PM

\*\* Case Type Categories are defined in the 2017 Virginia Judicial Workload Assessment  
 Source: SCV-SQL-Information

2024 Overall GRAND TOTAL		Distribution of Caseload			Change*		Percentage (%) of Caseload		
<b>12,010</b>	-970 -7.5%	<b>Criminal</b>	1,576	13%	4.4% ▲	+66	<b>Criminal</b>	2023 11.6%	2024 13.1%
2024		<b>Traffic</b>	6,210	52%	-16.7% ▼	-1,242	<b>Traffic</b>	57.4%	51.7%
2023		<b>Civil</b>	4,057	34%	5.7% ▲	+218	<b>Civil</b>	29.6%	33.8%
		<b>Civil Commitments</b>	167	1%	-6.7% ▼	-12	<b>Civil Commitments</b>	1.4%	1.4%
		<b>GRAND TOTAL</b>	<b>12,010</b>	100%	-7.5% ▼	-970	<b>GRAND TOTAL</b>	100%	100%

Dispositions by Division & Code

Division	Case Type Description	Code	Summary	Change	% Change	Absolute Change
<b>Criminal</b>	Misdemeanor	M	893	▲	+2.9%	+25
	Felony	F	269	▼	-15.1%	-48
	Capias	CA	181	▲	+7.1%	+12
	Show Cause	SC	148	▲	+15.6%	+20
	Civil Violation	CV	85	▲	+203.6%	+57
	<b>Total</b>			<b>1,576</b>	<b>▲</b>	<b>4.4%</b>
<b>Traffic</b>	Infraction	I	4,975	▼	-18.2%	-1,108
	Misdemeanor	M	1,119	▼	-12.6%	-161
	Capias	CA	50	▲	+16.3%	+7
	Show Cause	SC	40	▲	+66.7%	+16
	Felony	F	23	▲	+9.5%	+2
	Civil Violation	CV	3	▲	+200.0%	+2
<b>Total</b>			<b>6,210</b>	<b>▼</b>	<b>-16.7%</b>	<b>-1,242</b>
<b>Civil</b>	Warrant in Debt	WD	1,525	▲	+19.0%	+243
	Garnishment	GA	1,015	▲	+28.2%	+223
	Unlawful Detainer	UD	845	▼	-6.9%	-63
	Other	OT	186	▲	-1.6%	-3
	Detinue	DT	108	▼	-41.6%	-77
	Protective Order	PO	85	▲	+6.3%	+5
	Preliminary Protective Order	PP	82	▼	-22.6%	-24
	Admin License	AL	50	▲	+2.0%	+1
	Interrogatory	IN	46	▼	-51.6%	-49
	Abstract	AJ	43	▲	+79.2%	+19
	Show Cause	SC	27	▼	-57.1%	-36
	Impoundment	IM	15	▼	-40.0%	-10
	Zoning Violation	ZO	8	▲	+166.7%	+5
	Motion for Judgment	MJ	7	▼	-46.2%	-6
	Counter Claim	CC	5	▼	-68.8%	-11
	Tenants Assertion	TA	3	▼	-50.0%	-3
	Bond Forfeiture	BF	2	▲	-	+2
	Overweight	OC	2	▲	-	+2
	Distress Seizure	DS	1	▲	-	+1
	Petition to Require Blood Test	BT	1	▲	-	+1
	Petition-Restore Arms	PR	1	↔	-	-
Capias	CA	0	▼	-100.0%	-2	
<b>Total</b>			<b>4,057</b>	<b>▲</b>	<b>5.7%</b>	<b>+218</b>
<b>Civil Commitments</b>	Temporary Detention Order	TD	106	▼	-13.8%	-17
	Emergency Custody Order	EC	59	▲	+7.3%	+4
	Mental Commitment	MC	2	▲	-	+2
	Petition	PT	0	▼	-100.0%	-1
<b>Total</b>			<b>167</b>	<b>▼</b>	<b>-6.7%</b>	<b>-12</b>
<b>GRAND TOTAL</b>			<b>12,010</b>	<b>▼</b>	<b>-7.5%</b>	<b>-970</b>

Dispositions by Major Case Category\*\*

Category	Summary	Change	% Change	Absolute Change
Felony	292	▼	-13.6%	-46
Garnishment	1,061	▼	+19.6%	+174
General Civil	1,705	▲	+10.9%	+167

\* Compared to same time period as previous year  
 9/12/2024 1:08:16PM

\*\* Case Type Categories are defined in the 2017 Virginia Judicial Workload Assessment  
 Source: SCV-SQL-Information

**CPSS - GCMS CASELOAD STATISTICS OF THE GENERAL DISTRICT COURTS**  
 January 2024 thru August 2024 Dispositions (Compared to January 2023 thru August 2023)

Infraction/Civil Violation	5,065	▲	-17.1%	-1,047
Involuntary Civil Commitments	0	▼	-100.0%	-1
Landlord /Tenant	848	▼	-7.2%	-66
Misdemeanor	2,020	▲	-6.1%	-131
Other	852	▲	-0.1%	-1
Protective Orders	167	▼	-10.2%	-19
<b>GRAND TOTAL</b>	<b>12,010</b>	▼	-7.5%	-970

\* Compared to same time period as previous year  
 9/12/2024 1:08:16PM

\*\* Case Type Categories are defined in the 2017 Virginia Judicial Workload Assessment  
 Source: SCV-SQL-Information

2024 Overall GRAND TOTAL		Distribution of Caseload			Change*		Percentage (%) of Caseload		
<b>5,036</b>	-521 -9.4%	<b>Criminal</b>	1,200	24%	2.0% ▲	+23	<b>Criminal</b>	2023 21.2%	2024 23.8%
2024		<b>Traffic</b>	1,637	33%	-28.7% ▼	-659	<b>Traffic</b>	41.3%	32.5%
2023		<b>Civil</b>	1,661	33%	9.1% ▲	+138	<b>Civil</b>	27.4%	33.0%
		<b>Civil Commitments</b>	538	11%	-4.1% ▼	-23	<b>Civil Commitments</b>	10.1%	10.7%
		<b>GRAND TOTAL</b>	<b>5,036</b>	100%	-9.4% ▼	-521	<b>GRAND TOTAL</b>	100%	100%

**Dispositions by Division & Code**

Division	Case Type Description	Code	Summary	Change	% Change	Absolute Change
<b>Criminal</b>	Misdemeanor	M	703	▲	+9.3%	+60
	Felony	F	193	▼	-25.5%	-66
	Capias	CA	167	▲	+4.4%	+7
	Show Cause	SC	117	▲	+31.5%	+28
	Civil Violation	CV	20	▼	-23.1%	-6
	<b>Total</b>			<b>1,200</b>	<b>▲</b>	<b>2.0%</b>
<b>Traffic</b>	Infraction	I	1,343	▼	-27.0%	-496
	Misdemeanor	M	253	▼	-39.5%	-165
	Capias	CA	21	▼	-12.5%	-3
	Show Cause	SC	19	▲	+35.7%	+5
	Felony	F	1	▲	-	+1
	Other	O	0	▼	-100.0%	-1
	<b>Total</b>			<b>1,637</b>	<b>▼</b>	<b>-28.7%</b>
<b>Civil</b>	Warrant in Debt	WD	681	▲	+27.3%	+146
	Garnishment	GA	346	▲	+4.2%	+14
	Unlawful Detainer	UD	265	▲	+21.0%	+46
	Other	OT	156	▼	+3.3%	+5
	Protective Order	PO	61	▼	-11.6%	-8
	Preliminary Protective Order	PP	58	▼	-23.7%	-18
	Admin License	AL	31	▼	-31.1%	-14
	Abstract	AJ	16	▲	+1,500.0%	+15
	Interrogatory	IN	14	▼	-26.3%	-5
	Motion for Judgment	MJ	11	▼	-31.3%	-5
	Show Cause	SC	8	▼	-57.9%	-11
	Detinue	DT	5	▼	-66.7%	-10
	Impoundment	IM	5	▼	-54.5%	-6
	Tenants Assertion	TA	4	▼	-55.6%	-5
	Bond Forfeiture	BF	0	▼	-100.0%	-1
	Counter Claim	CC	0	▼	-100.0%	-3
	Petition-Restore Arms	PR	0	▼	-100.0%	-1
Zoning Violation	ZO	0	▼	-100.0%	-1	
<b>Total</b>			<b>1,661</b>	<b>▲</b>	<b>9.1%</b>	<b>+138</b>
<b>Civil Commitments</b>	Mental Commitment	MC	226	▲	+32.2%	+55
	Temporary Detention Order	TD	131	▼	-28.0%	-51
	Emergency Custody Order	EC	111	▼	-17.8%	-24
	Other	OT	67	▼	-5.6%	-4
	Medical Emergency Temporary Detention Order	MT	3	▲	+200.0%	+2
	Medical Emergency Custody Order	ME	0	▼	-100.0%	-1
<b>Total</b>			<b>538</b>	<b>▼</b>	<b>-4.1%</b>	<b>-23</b>
<b>GRAND TOTAL</b>			<b>5,036</b>	<b>▼</b>	<b>-9.4%</b>	<b>-521</b>

**Dispositions by Major Case Category\*\***

Category	Summary	Change	% Change	Absolute Change
Felony	194	▲	-25.1%	-65
Garnishment	360	▼	+2.6%	+9
General Civil	735	▼	+20.7%	+126
Infraction/Civil Violation	1,363	▼	-27.0%	-503
Involuntary Civil Commitments	67	▼	-5.6%	-4

\* Compared to same time period as previous year  
 9/12/2024 1:08:16PM

\*\* Case Type Categories are defined in the 2017 Virginia Judicial Workload Assessment  
 Source: SCV-SQL-Information

**CPSS - GCMS CASELOAD STATISTICS OF THE GENERAL DISTRICT COURTS**  
 January 2024 thru August 2024 Dispositions (Compared to January 2023 thru August 2023)

Landlord /Tenant	269	▼	+18.0%	+41
Misdemeanor	956	▼	-10.0%	-106
Other	973	▲	+0.7%	+7
Protective Orders	119	▼	-17.9%	-26
<b>GRAND TOTAL</b>	<b>5,036</b>	▼	-9.4%	-521

\* Compared to same time period as previous year  
 9/12/2024 1:08:16PM

\*\* Case Type Categories are defined in the 2017 Virginia Judicial Workload Assessment  
 Source: SCV-SQL-Information

2024 Overall GRAND TOTAL		Distribution of Caseload			Change*		Percentage (%) of Caseload		
<b>8,720</b>	+617 7.6%	<b>Criminal</b>	1,182	14%	-7.7% ▼	-99	<b>Criminal</b>	2023 15.8%	2024 13.6%
2024	↑	<b>Traffic</b>	5,361	61%	5.8% ▲	+295	<b>Traffic</b>	62.5%	61.5%
2023		<b>Civil</b>	2,120	24%	26.3% ▲	+442	<b>Civil</b>	20.7%	24.3%
		<b>Civil Commitments</b>	57	1%	-26.9% ▼	-21	<b>Civil Commitments</b>	1.0%	0.7%
		<b>GRAND TOTAL</b>	<b>8,720</b>	100%	7.6% ▲	+617	<b>GRAND TOTAL</b>	100%	100%

**Dispositions by Division & Code**

Division	Case Type Description	Code	Summary	Change	% Change	Absolute Change
<b>Criminal</b>	Misdemeanor	M	633	▲	+4.3%	+26
	Felony	F	290	▼	-26.0%	-102
	Show Cause	SC	125	▲	+4.2%	+5
	Capias	CA	111	▼	-9.8%	-12
	Civil Violation	CV	23	▼	-41.0%	-16
	<b>Total</b>			<b>1,182</b>	▼	<b>-7.7%</b>
<b>Traffic</b>	Infraction	I	3,471	▲	+6.0%	+195
	Misdemeanor	M	1,506	▲	+5.4%	+77
	Show Cause	SC	180	▲	+4.7%	+8
	Capias	CA	145	▲	+8.2%	+11
	Felony	F	38	▲	+22.6%	+7
	Civil Violation	CV	18	▼	-5.3%	-1
	Restricted Operators License	RL	3	▼	-40.0%	-2
	<b>Total</b>			<b>5,361</b>	▲	<b>5.8%</b>
<b>Civil</b>	Warrant in Debt	WD	987	▲	+59.2%	+367
	Garnishment	GA	560	▲	+11.1%	+56
	Unlawful Detainer	UD	240	▲	+15.9%	+33
	Other	OT	65	▲	+38.3%	+18
	Impoundment	IM	45	▲	+12.5%	+5
	Admin License	AL	44	▼	-4.3%	-2
	Preliminary Protective Order	PP	34	▲	+3.0%	+1
	Protective Order	PO	28	▲	+3.7%	+1
	Show Cause	SC	26	↔		-
	Detinue	DT	25	▼	-51.0%	-26
	Interrogatory	IN	19	▼	-32.1%	-9
	Abstract	AJ	17	▼	-19.0%	-4
	Bond Forfeiture	BF	16	▲	+6.7%	+1
	Motion for Judgment	MJ	5	▼	-16.7%	-1
	Overweight	OC	4	▲	-	+4
	Petition-Restore Arms	PR	2	▲	+100.0%	+1
	Capias	CA	1	▼	-66.7%	-2
	Restricted Operators License	RL	1	▲	-	+1
	Zoning Violation	ZO	1	▲	-	+1
	Counter Claim	CC	0	▼	-100.0%	-2
	Petition to Require Blood Test	BT	0	▼	-100.0%	-1
<b>Total</b>			<b>2,120</b>	▲	<b>26.3%</b>	<b>+442</b>
<b>Civil Commitments</b>	Temporary Detention Order	TD	42	▼	-33.3%	-21
	Emergency Custody Order	EC	15	↔		-
	<b>Total</b>		<b>57</b>	▼	<b>-26.9%</b>	<b>-21</b>
<b>GRAND TOTAL</b>			<b>8,720</b>	▲	7.6%	+617

**Dispositions by Major Case Category\*\***

Category	Summary	Change	% Change	Absolute Change
Felony	328	▼	-22.5%	-95
Garnishment	579	▼	+8.8%	+47
General Civil	1,035	▲	+50.0%	+345
Infraction/Civil Violation	3,516	▲	+5.5%	+182
Landlord /Tenant	240	▲	+15.9%	+33

\* Compared to same time period as previous year  
 9/12/2024 1:08:16PM

\*\* Case Type Categories are defined in the 2017 Virginia Judicial Workload Assessment  
 Source: SCV-SQL-Information



**CPSS - GCMS CASELOAD STATISTICS OF THE GENERAL DISTRICT COURTS**  
 January 2024 thru August 2024 Dispositions (Compared to January 2023 thru August 2023)

Misdemeanor	2,144	▲	+5.0%	+103
Other	816	▼		0
Protective Orders	62	▲	+3.3%	+2
<b>GRAND TOTAL</b>	<b>8,720</b>	▲	7.6%	+617

\* Compared to same time period as previous year  
 9/12/2024 1:08:16PM

\*\* Case Type Categories are defined in the 2017 Virginia Judicial Workload Assessment  
 Source: SCV-SQL-Information

2024 Overall GRAND TOTAL		Distribution of Caseload			Change*		Percentage (%) of Caseload		
<b>2,790</b>	-585 -17.3%	<b>Criminal</b>	321	12%	1.6% ▲	+5	<b>Criminal</b>	2023 9.4%	2024 11.5%
2024		<b>Traffic</b>	1,795	64%	-27.1% ▼	-666	<b>Traffic</b>	72.9%	64.3%
2023		<b>Civil</b>	637	23%	16.5% ▲	+90	<b>Civil</b>	16.2%	22.8%
		<b>Civil Commitments</b>	37	1%	-27.5% ▼	-14	<b>Civil Commitments</b>	1.5%	1.3%
		<b>GRAND TOTAL</b>	<b>2,790</b>	100%	-17.3% ▼	-585	<b>GRAND TOTAL</b>	100%	100%

Dispositions by Division & Code

Division	Case Type Description	Code	Summary	Change	% Change	Absolute Change
<b>Criminal</b>	Misdemeanor	M	180	▲	+18.4%	+28
	Felony	F	72	▲	+14.3%	+9
	Show Cause	SC	35	▼	-28.6%	-14
	Capias	CA	20	▼	-35.5%	-11
	Civil Violation	CV	14	▼	-33.3%	-7
	<b>Total</b>			<b>321</b>	▲	<b>1.6%</b>
<b>Traffic</b>	Infraction	I	1,386	▼	-34.7%	-738
	Misdemeanor	M	318	▲	+14.4%	+40
	Show Cause	SC	58	▲	+38.1%	+16
	Capias	CA	30	▲	+100.0%	+15
	Felony	F	3	▲	+50.0%	+1
	<b>Total</b>			<b>1,795</b>	▼	<b>-27.1%</b>
<b>Civil</b>	Warrant in Debt	WD	341	▲	+52.2%	+117
	Garnishment	GA	156	▲	+13.9%	+19
	Impoundment	IM	33	▼	-58.8%	-47
	Preliminary Protective Order	PP	23	▲	+130.0%	+13
	Other	OT	21	▼	-8.7%	-2
	Unlawful Detainer	UD	15	▼	-48.3%	-14
	Interrogatory	IN	11	↔	-	-
	Show Cause	SC	11	▲	+120.0%	+6
	Admin License	AL	9	▼	-30.8%	-4
	Protective Order	PO	9	▼	-10.0%	-1
	Detinue	DT	4	▲	+33.3%	+1
	Motion for Judgment	MJ	2	▲	-	+2
	Abstract	AJ	1	▲	-	+1
	Petition-Restore Arms	PR	1	▲	-	+1
	Overweight	OC	0	▼	-100.0%	-1
	Tenants Assertion	TA	0	▼	-100.0%	-1
	<b>Total</b>			<b>637</b>	▲	<b>16.5%</b>
<b>Civil Commitments</b>	Temporary Detention Order	TD	16	▼	-44.8%	-13
	Mental Commitment	MC	13	▲	+8.3%	+1
	Emergency Custody Order	EC	8	▼	-20.0%	-2
	<b>Total</b>			<b>37</b>	▼	<b>-27.5%</b>
<b>GRAND TOTAL</b>			<b>2,790</b>	▼	-17.3%	-585




Dispositions by Major Case Category\*\*

Category	Summary	Change	% Change	Absolute Change
Felony	75	▲	+15.4%	+10
Garnishment	167	▲	+12.8%	+19
General Civil	351	▲	+48.1%	+114
Infraction/Civil Violation	1,400	▼	-34.8%	-746
Landlord /Tenant	15	▼	-50.0%	-15
Misdemeanor	498	▲	+15.8%	+68
Other	252	▲	-15.7%	-47
Protective Orders	32	▲	+60.0%	+12
<b>GRAND TOTAL</b>	<b>2,790</b>	▼	-17.3%	-585

\* Compared to same time period as previous year  
 9/12/2024 1:08:16PM

\*\* Case Type Categories are defined in the 2017 Virginia Judicial Workload Assessment  
 Source: SCV-SQL-Information



2024 Overall GRAND TOTAL		Distribution of Caseload			Change*		Percentage (%) of Caseload		
<b>4,494</b>	-130 -2.8%	<b>Criminal</b>	312	7%	5.4% ▲	+16	<b>Criminal</b>	2023 6.4%	2024 6.9%
2024 		<b>Traffic</b>	3,619	81%	-7.7% ▼	-300	<b>Traffic</b>	84.8%	80.5%
2023 		<b>Civil</b>	555	12%	36.0% ▲	+147	<b>Civil</b>	8.8%	12.3%
		<b>Civil Commitments</b>	8	0%	700.0% ▲	+7	<b>Civil Commitments</b>	0.0%	0.2%
		<b>GRAND TOTAL</b>	<b>4,494</b>	100%	-2.8% ▼	-130	<b>GRAND TOTAL</b>	100%	100%

Dispositions by Division & Code

Division	Case Type Description	Code	Summary	Change	% Change	Absolute Change
<b>Criminal</b>	Misdemeanor	M	217	▲	+8.0%	+16
	Felony	F	50	▲	+2.0%	+1
	Civil Violation	CV	27	▲	+22.7%	+5
	Show Cause	SC	10	▲	+25.0%	+2
	Capias	CA	8	▼	-50.0%	-8
	<b>Total</b>			<b>312</b>	<b>▲</b>	<b>5.4%</b>
<b>Traffic</b>	Infraction	I	2,910	▼	-6.1%	-190
	Misdemeanor	M	697	▼	-13.1%	-105
	Show Cause	SC	4	▼	-50.0%	-4
	Capias	CA	3	▼	-25.0%	-1
	Civil Violation	CV	2	▲	-	+2
	Felony	F	2	▼	-60.0%	-3
	Other	O	1	▲	-	+1
	<b>Total</b>			<b>3,619</b>	<b>▼</b>	<b>-7.7%</b>
<b>Civil</b>	Warrant in Debt	WD	276	▲	+78.1%	+121
	Garnishment	GA	109	▲	+9.0%	+9
	Admin License	AL	50	▲	+4.2%	+2
	Unlawful Detainer	UD	42	▲	+23.5%	+8
	Other	OT	22	▼	-12.0%	-3
	Impoundment	IM	13	▲	+62.5%	+5
	Preliminary Protective Order	PP	9	▼	-18.2%	-2
	Motion for Judgment	MJ	8	▲	+14.3%	+1
	Overweight	OC	7	▲	-	+7
	Protective Order	PO	6	▲	+50.0%	+2
	Show Cause	SC	6	↔	-	-
	Detinue	DT	3	▲	+50.0%	+1
	Interrogatory	IN	3	▼	-40.0%	-2
	Abstract	AJ	1	▲	-	+1
	Counter Claim	CC	0	▼	-100.0%	-2
	Third Party Claim	TH	0	▼	-100.0%	-1
<b>Total</b>			<b>555</b>	<b>▲</b>	<b>36.0%</b>	<b>+147</b>
<b>Civil Commitments</b>	Emergency Custody Order	EC	5	▲	+400.0%	+4
	Temporary Detention Order	TD	3	▲	-	+3
	<b>Total</b>			<b>8</b>	<b>▲</b>	<b>700.0%</b>
<b>GRAND TOTAL</b>			<b>4,494</b>	<b>▼</b>	<b>-2.8%</b>	<b>-130</b>

Dispositions by Major Case Category\*\*

Category	Summary	Change	% Change	Absolute Change
Felony	52	▼	-3.7%	-2
Garnishment	112	▼	+6.7%	+7
General Civil	293	▲	+72.4%	+123
Infraction/Civil Violation	2,947	▲	-5.6%	-175
Landlord /Tenant	42	▲	+23.5%	+8
Misdemeanor	914	▼	-8.9%	-89
Other	119	▲	-1.7%	-2
Protective Orders	15	▲	-	0
<b>GRAND TOTAL</b>	<b>4,494</b>	<b>▼</b>	<b>-2.8%</b>	<b>-130</b>

\* Compared to same time period as previous year  
 9/12/2024 1:08:16PM

\*\* Case Type Categories are defined in the 2017 Virginia Judicial Workload Assessment  
 Source: SCV-SQL-Information



2024 Overall GRAND TOTAL		Distribution of Caseload			Change*		Percentage (%) of Caseload			
2024	4,621	Criminal	381	8%	-8.4%	▼	-35	Criminal	2023	2024
2023	+1,530 49.5%	Traffic	3,588	78%	66.6%	▲	+1,434	Traffic	13.5%	8.2%
		Civil	631	14%	28.0%	▲	+138	Civil	69.7%	77.6%
		Civil Commitments	21	0%	-25.0%	▼	-7	Civil Commitments	15.9%	13.7%
		<b>GRAND TOTAL</b>	<b>4,621</b>	<b>100%</b>	<b>49.5%</b>	<b>▲</b>	<b>+1,530</b>	<b>GRAND TOTAL</b>	<b>100%</b>	<b>100%</b>

Dispositions by Division & Code

Division	Case Type Description	Code	Summary	Change	% Change	Absolute Change
<b>Criminal</b>	Misdemeanor	M	231	▼	-8.3%	-21
	Felony	F	75	▼	-1.3%	-1
	Capias	CA	27	▼	-20.6%	-7
	Civil Violation	CV	27	▼	-10.0%	-3
	Show Cause	SC	19	▼	-13.6%	-3
	Restricted Operators License	RL	2	↔		-
	<b>Total</b>			<b>381</b>	<b>▼</b>	<b>-8.4%</b>
<b>Traffic</b>	Infraction	I	3,189	▲	+73.0%	+1,346
	Misdemeanor	M	388	▲	+33.3%	+97
	Felony	F	5	▲	+25.0%	+1
	Capias	CA	2	▼	-71.4%	-5
	Show Cause	SC	2	▼	-50.0%	-2
	Civil Violation	CV	1	▼	-75.0%	-3
	Restricted Operators License	RL	1	↔		-
<b>Total</b>			<b>3,588</b>	<b>▲</b>	<b>66.6%</b>	<b>+1,434</b>
<b>Civil</b>	Warrant in Debt	WD	238	▲	+49.7%	+79
	Garnishment	GA	164	▲	+19.7%	+27
	Unlawful Detainer	UD	57	▲	+9.6%	+5
	Preliminary Protective Order	PP	33	▲	+73.7%	+14
	Other	OT	32	▲	+39.1%	+9
	Admin License	AL	29	▼	-29.3%	-12
	Protective Order	PO	25	▲	+47.1%	+8
	Impoundment	IM	16	▲	+100.0%	+8
	Show Cause	SC	13	▲	+8.3%	+1
	Abstract	AJ	8	↔		-
	Interrogatory	IN	6	↔		-
	Tenants Assertion	TA	5	▲	+400.0%	+4
	Motion for Judgment	MJ	3	▼	-40.0%	-2
	Detinue	DT	1	▲	-	+1
	Zoning Violation	ZO	1	↔		-
	Counter Claim	CC	0	▼	-100.0%	-1
	Overweight	OC	0	▼	-100.0%	-1
Petition-Restore Arms	PR	0	▼	-100.0%	-2	
<b>Total</b>			<b>631</b>	<b>▲</b>	<b>28.0%</b>	<b>+138</b>
<b>Civil Commitments</b>	Temporary Detention Order	TD	16	▼	-27.3%	-6
	Emergency Custody Order	EC	5	▼	-16.7%	-1
<b>Total</b>			<b>21</b>	<b>▼</b>	<b>-25.0%</b>	<b>-7</b>
<b>GRAND TOTAL</b>			<b>4,621</b>	<b>▲</b>	<b>49.5%</b>	<b>+1,530</b>

Dispositions by Major Case Category\*\*

Category	Summary	Change	% Change	Absolute Change
Felony	80	▲		0
Garnishment	170	▲	+18.9%	+27
General Civil	250	▲	+47.9%	+81
Infraction/Civil Violation	3,217	▼	+71.3%	+1,339
Landlord /Tenant	62	▲	+17.0%	+9
Misdemeanor	623	▲	+13.9%	+76
Other	161	▼	-13.0%	-24

\* Compared to same time period as previous year  
 9/12/2024 1:08:16PM

\*\* Case Type Categories are defined in the 2017 Virginia Judicial Workload Assessment  
 Source: SCV-SQL-Information

**CPSS - GCMS CASELOAD STATISTICS OF THE GENERAL DISTRICT COURTS**  
January 2024 thru August 2024 Dispositions (Compared to January 2023 thru August 2023)

**Greene**

District: 16 FIPS: 079

---

Protective Orders	58	▲	+61.1%	+22
<b>GRAND TOTAL</b>	<b>4,621</b>	▲	49.5%	+1,530

---

\* Compared to same time period as previous year  
9/12/2024 1:08:16PM

\*\* Case Type Categories are defined in the 2017 Virginia Judicial Workload Assessment  
Source: SCV-SQL-Information

2024 Overall GRAND TOTAL		Distribution of Caseload			Change*		Percentage (%) of Caseload		
	<b>5,112</b>	<b>Criminal</b>	854	17%	25.8% ▲	+175	<b>Criminal</b>	2023	2024
	+734 16.8%	<b>Traffic</b>	2,747	54%	5.7% ▲	+149	<b>Traffic</b>	15.5%	16.7%
2024		<b>Civil</b>	1,452	28%	38.0% ▲	+400	<b>Civil</b>	59.3%	53.7%
2023		<b>Civil Commitments</b>	59	1%	20.4% ▲	+10	<b>Civil</b>	24.0%	28.4%
		<b>GRAND TOTAL</b>	<b>5,112</b>	100%	16.8% ▲	+734	<b>Civil Commitments</b>	1.1%	1.2%
							<b>GRAND TOTAL</b>	100%	100%

**Dispositions by Division & Code**

Division	Case Type Description	Code	Summary	Change	% Change	Absolute Change
<b>Criminal</b>	Misdemeanor	M	488	▲	+47.4%	+157
	Felony	F	218	▼	-1.8%	-4
	Capias	CA	65	▲	+12.1%	+7
	Civil Violation	CV	45	▲	+55.2%	+16
	Show Cause	SC	38	▼	-2.6%	-1
	<b>Total</b>			<b>854</b>	<b>▲</b>	<b>25.8%</b>
<b>Traffic</b>	Infraction	I	2,233	▲	+6.0%	+126
	Misdemeanor	M	492	▲	+5.1%	+24
	Capias	CA	9	▲	+28.6%	+2
	Felony	F	9	▼	-10.0%	-1
	Show Cause	SC	4	▼	-20.0%	-1
	Civil Violation	CV	0	▼	-100.0%	-1
	<b>Total</b>			<b>2,747</b>	<b>▲</b>	<b>5.7%</b>
<b>Civil</b>	Warrant in Debt	WD	716	▲	+58.1%	+263
	Garnishment	GA	294	▲	+12.2%	+32
	Impoundment	IM	135	▲	+70.9%	+56
	Unlawful Detainer	UD	103	▼	-5.5%	-6
	Other	OT	72	▲	+38.5%	+20
	Admin License	AL	48	▲	+77.8%	+21
	Preliminary Protective Order	PP	28	▲	+40.0%	+8
	Show Cause	SC	13	▲	+62.5%	+5
	Protective Order	PO	10	↔		-
	Detinue	DT	9	▲	+12.5%	+1
	Counter Claim	CC	6	▲	+500.0%	+5
	Interrogatory	IN	6	▲	+20.0%	+1
	Abstract	AJ	5	▼	-44.4%	-4
	Motion for Judgment	MJ	4	▼	-42.9%	-3
	Tenants Assertion	TA	2	▲	+100.0%	+1
	Capias	CA	1	▲	-	+1
	Overweight	OC	0	▼	-100.0%	-1
	<b>Total</b>			<b>1,452</b>	<b>▲</b>	<b>38.0%</b>
<b>Civil Commitments</b>	Temporary Detention Order	TD	48	▲	+20.0%	+8
	Emergency Custody Order	EC	11	▲	+22.2%	+2
	<b>Total</b>		<b>59</b>	<b>▲</b>	<b>20.4%</b>	<b>+10</b>
<b>GRAND TOTAL</b>			<b>5,112</b>	<b>▲</b>	<b>16.8%</b>	<b>+734</b>

**Dispositions by Major Case Category\*\***

Category	Summary	Change	% Change	Absolute Change
Felony	227	▼	-2.2%	-5
Garnishment	300	▲	+12.4%	+33
General Civil	744	▲	+54.7%	+263
Infraction/Civil Violation	2,278	▼	+6.5%	+140
Landlord /Tenant	105	▲	-4.5%	-5
Misdemeanor	980	▲	+22.7%	+181
Other	440	▲	+37.1%	+119
Protective Orders	38	▲	+26.7%	+8
<b>GRAND TOTAL</b>	<b>5,112</b>	<b>▲</b>	<b>16.8%</b>	<b>+734</b>

\* Compared to same time period as previous year  
 9/12/2024 1:08:16PM

\*\* Case Type Categories are defined in the 2017 Virginia Judicial Workload Assessment  
 Source: SCV-SQL-Information





2024 Overall GRAND TOTAL		Distribution of Caseload			Change*		Percentage (%) of Caseload		
<b>3,474</b>	+660 23.5%	<b>Criminal</b>	159	5%	14.4% ▲	+20	<b>Criminal</b>	2023 4.9%	2024 4.6%
2024		<b>Traffic</b>	3,087	89%	27.0% ▲	+656	<b>Traffic</b>	86.4%	88.9%
2023		<b>Civil</b>	224	6%	-2.6% ▼	-6	<b>Civil</b>	8.2%	6.4%
		<b>Civil Commitments</b>	4	0%	-71.4% ▼	-10	<b>Civil Commitments</b>	0.5%	0.1%
		<b>GRAND TOTAL</b>	<b>3,474</b>	100%	23.5% ▲	+660	<b>GRAND TOTAL</b>	100%	100%

**Dispositions by Division & Code**

Division	Case Type Description	Code	Summary	Change	% Change	Absolute Change
<b>Criminal</b>	Misdemeanor	M	83	▲	+10.7%	+8
	Felony	F	41	▲	+46.4%	+13
	Civil Violation	CV	15	▲	+50.0%	+5
	Show Cause	SC	11	▼	-26.7%	-4
	Capias	CA	8	▼	-27.3%	-3
	Restricted Operators License	RL	1	▲	-	+1
	<b>Total</b>			<b>159</b>	<b>▲</b>	<b>14.4%</b>
<b>Traffic</b>	Infraction	I	2,578	▲	+19.2%	+416
	Misdemeanor	M	461	▲	+92.9%	+222
	Capias	CA	27	▲	+107.7%	+14
	Show Cause	SC	14	▼	-6.7%	-1
	Restricted Operators License	RL	4	▲	+300.0%	+3
	Felony	F	2	▲	+100.0%	+1
	Civil Violation	CV	1	▲	-	+1
<b>Total</b>			<b>3,087</b>	<b>▲</b>	<b>27.0%</b>	<b>+656</b>
<b>Civil</b>	Warrant in Debt	WD	127	▲	+21.0%	+22
	Garnishment	GA	49	▼	-2.0%	-1
	Unlawful Detainer	UD	14	▼	-6.7%	-1
	Preliminary Protective Order	PP	9	▲	+50.0%	+3
	Protective Order	PO	7	▲	+133.3%	+4
	Other	OT	6	▼	-60.0%	-9
	Admin License	AL	3	▼	-76.9%	-10
	Counter Claim	CC	3	▲	-	+3
	Impoundment	IM	3	▼	-40.0%	-2
	Detinue	DT	1	▼	-50.0%	-1
	Interrogatory	IN	1	▼	-85.7%	-6
	Overweight	OC	1	▲	-	+1
	Abstract	AJ	0	▼	-100.0%	-1
	Capias	CA	0	▼	-100.0%	-4
	Show Cause	SC	0	▼	-100.0%	-3
Tenants Assertion	TA	0	▼	-100.0%	-1	
<b>Total</b>			<b>224</b>	<b>▼</b>	<b>-2.6%</b>	<b>-6</b>
<b>Civil Commitments</b>	Emergency Custody Order	EC	2	▼	-50.0%	-2
	Mental Commitment	MC	1	▲	-	+1
	Temporary Detention Order	TD	1	▼	-90.0%	-9
<b>Total</b>			<b>4</b>	<b>▼</b>	<b>-71.4%</b>	<b>-10</b>
<b>GRAND TOTAL</b>			<b>3,474</b>	<b>▲</b>	<b>23.5%</b>	<b>+660</b>

**Dispositions by Major Case Category\*\***

Category	Summary	Change	% Change	Absolute Change
Felony	43	▲	+48.3%	+14
Garnishment	50	▼	-12.3%	-7
General Civil	131	▼	+18.0%	+20
Infraction/Civil Violation	2,595	▲	+19.5%	+423
Landlord /Tenant	14	▼	-12.5%	-2
Misdemeanor	549	▲	+74.3%	+234
Other	76	▲	-27.6%	-29

\* Compared to same time period as previous year  
 9/12/2024 1:08:16PM

\*\* Case Type Categories are defined in the 2017 Virginia Judicial Workload Assessment  
 Source: SCV-SQL-Information

**CPSS - GCMS CASELOAD STATISTICS OF THE GENERAL DISTRICT COURTS**  
January 2024 thru August 2024 Dispositions (Compared to January 2023 thru August 2023)

**Madison**

District: 16 FIPS: 113

---

Protective Orders	16	▲	+77.8%	+7
<b>GRAND TOTAL</b>	<b>3,474</b>	▲	23.5%	+660

---

\* Compared to same time period as previous year  
9/12/2024 1:08:16PM

\*\* Case Type Categories are defined in the 2017 Virginia Judicial Workload Assessment  
Source: SCV-SQL-Information

2024 Overall GRAND TOTAL		Distribution of Caseload			Change*		Percentage (%) of Caseload		
<b>6,879</b>	+799 13.1%	<b>Criminal</b>	651	9%	-7.0% ▼	-49	<b>Criminal</b>	2023 11.5%	2024 9.5%
2024		<b>Traffic</b>	4,429	64%	10.1% ▲	+405	<b>Traffic</b>	66.2%	64.4%
2023		<b>Civil</b>	1,743	25%	32.0% ▲	+423	<b>Civil</b>	21.7%	25.3%
		<b>Civil Commitments</b>	56	1%	55.6% ▲	+20	<b>Civil Commitments</b>	0.6%	0.8%
		<b>GRAND TOTAL</b>	<b>6,879</b>	100%	13.1% ▲	+799	<b>GRAND TOTAL</b>	100%	100%

Dispositions by Division & Code

Division	Case Type Description	Code	Summary	Change	% Change	Absolute Change
<b>Criminal</b>	Misdemeanor	M	381	▼	-6.4%	-26
	Felony	F	169	▲	+24.3%	+33
	Show Cause	SC	49	↔		-
	Capias	CA	30	▼	-53.1%	-34
	Civil Violation	CV	22	▼	-50.0%	-22
	<b>Total</b>			<b>651</b>	▼	<b>-7.0%</b>
<b>Traffic</b>	Infraction	I	3,442	▲	+9.3%	+294
	Misdemeanor	M	760	▲	+6.4%	+46
	Other	O	207	▲	+58.0%	+76
	Felony	F	8	▼	-38.5%	-5
	Capias	CA	6	▼	-40.0%	-4
	Show Cause	SC	5	▼	-28.6%	-2
	Civil Violation	CV	1	↔		-
	<b>Total</b>			<b>4,429</b>	▲	<b>10.1%</b>
<b>Civil</b>	Warrant in Debt	WD	921	▲	+46.9%	+294
	Garnishment	GA	374	▲	+21.4%	+66
	Unlawful Detainer	UD	154	▲	+14.9%	+20
	Detinue	DT	52	▲	+36.8%	+14
	Other	OT	46	▼	-2.1%	-1
	Admin License	AL	44	▼	-8.3%	-4
	Impoundment	IM	35	▲	+16.7%	+5
	Preliminary Protective Order	PP	35	▲	+84.2%	+16
	Protective Order	PO	26	▲	+52.9%	+9
	Interrogatory	IN	19	▲	+58.3%	+7
	Show Cause	SC	18	▲	+63.6%	+7
	Motion for Judgment	MJ	9	▲	+125.0%	+5
	Abstract	AJ	6	▼	-50.0%	-6
	Counter Claim	CC	3	▲	+200.0%	+2
	Capias	CA	1	↔		-
Zoning Violation	ZO	0	▼	-100.0%	-11	
<b>Total</b>			<b>1,743</b>	▲	<b>32.0%</b>	<b>+423</b>
<b>Civil Commitments</b>	Temporary Detention Order	TD	44	▲	+46.7%	+14
	Emergency Custody Order	EC	12	▲	+100.0%	+6
	<b>Total</b>		<b>56</b>	▲	<b>55.6%</b>	<b>+20</b>
<b>GRAND TOTAL</b>			<b>6,879</b>	▲	13.1%	+799

Dispositions by Major Case Category\*\*

Category	Summary	Change	% Change	Absolute Change
Felony	177	▼	+18.8%	+28
Garnishment	393	▲	+22.8%	+73
General Civil	984	▲	+45.6%	+308
Infraction/Civil Violation	3,672	▲	+10.5%	+348
Landlord /Tenant	154	▲	+14.9%	+20
Misdemeanor	1,141	▼	+0.8%	+9
Other	297	▲	-3.9%	-12
Protective Orders	61	▲	+69.4%	+25
<b>GRAND TOTAL</b>	<b>6,879</b>	▲	13.1%	+799

\* Compared to same time period as previous year  
 9/12/2024 1:08:16PM

\*\* Case Type Categories are defined in the 2017 Virginia Judicial Workload Assessment  
 Source: SCV-SQL-Information



2024 Overall GRAND TOTAL		Distribution of Caseload			Change*		Percentage (%) of Caseload		
<b>26,839</b>	-2,816 -9.5%	<b>Criminal</b>	5,578	21%	12.6% ▲	+623	<b>Criminal</b>	2023 16.7%	2024 20.8%
2024		<b>Traffic</b>	15,021	56%	-19.5% ▼	-3,641	<b>Traffic</b>	62.9%	56.0%
2023		<b>Civil</b>	5,787	22%	3.7% ▲	+204	<b>Civil</b>	18.8%	21.6%
		<b>Civil Commitments</b>	453	2%	-0.4% ▼	-2	<b>Civil Commitments</b>	1.5%	1.7%
		<b>GRAND TOTAL</b>	<b>26,839</b>	100%	-9.5% ▼	-2,816	<b>GRAND TOTAL</b>	100%	100%

**Dispositions by Division & Code**

Division	Case Type Description	Code	Summary	Change	% Change	Absolute Change
<b>Criminal</b>	Misdemeanor	M	2,739	▲	+3.0%	+79
	Felony	F	1,534	▲	+9.0%	+127
	Capias	CA	612	▲	+8.9%	+50
	Civil Violation	CV	583	▲	+171.2%	+368
	Show Cause	SC	110	▼	-0.9%	-1
	<b>Total</b>			<b>5,578</b>	▲	<b>12.6%</b>
<b>Traffic</b>	Infraction	I	11,851	▼	-21.2%	-3,194
	Misdemeanor	M	2,424	▼	-16.4%	-474
	Other	O	419	▲	+17.7%	+63
	Capias	CA	122	▼	-15.3%	-22
	Civil Violation	CV	79	↔	-	-
	Show Cause	SC	66	▼	-12.0%	-9
	Felony	F	60	▼	-7.7%	-5
<b>Total</b>			<b>15,021</b>	▼	<b>-19.5%</b>	<b>-3,641</b>
<b>Civil</b>	Unlawful Detainer	UD	2,073	▲	+14.8%	+268
	Warrant in Debt	WD	1,706	▲	+28.9%	+382
	Garnishment	GA	791	▲	+8.4%	+61
	Motion for Judgment	MJ	584	▼	-46.6%	-509
	Admin License	AL	209	▲	+5.0%	+10
	Preliminary Protective Order	PP	112	▼	-6.7%	-8
	Protective Order	PO	96	▲	+2.1%	+2
	Other	OT	66	▲	-9.6%	-7
	Show Cause	SC	49	▼	-5.8%	-3
	Interrogatory	IN	27	▲	+12.5%	+3
	Impoundment	IM	23	▼	-8.0%	-2
	Tenants Assertion	TA	14	▼	-6.7%	-1
	Bond Forfeiture	BF	13	▲	+44.4%	+4
	Counter Claim	CC	13	▲	+30.0%	+3
	Petition-Restore Arms	PR	4	▲	+300.0%	+3
	Detinue	DT	3	▼	-40.0%	-2
	Capias	CA	1	▼	-50.0%	-1
	Petition to Require Blood Test	BT	1	▲	-	+1
	Restricted Operators License	RL	1	▲	-	+1
	Third Party Claim	TH	1	▼	-50.0%	-1
<b>Total</b>			<b>5,787</b>	▲	<b>3.7%</b>	<b>+204</b>
<b>Civil Commitments</b>	Mental Commitment	MC	269	▲	+13.0%	+31
	Temporary Detention Order	TD	64	▼	-30.4%	-28
	Other	OT	52	▼	-3.7%	-2
	Emergency Custody Order	EC	44	▼	-20.0%	-11
	Petition	PT	22	▲	+144.4%	+13
	Medical Emergency Custody Order	ME	1	▲	-	+1
	Medical Emergency Temporary Detention Order	MT	1	▼	-85.7%	-6
<b>Total</b>			<b>453</b>	▼	<b>-0.4%</b>	<b>-2</b>
<b>GRAND TOTAL</b>			<b>26,839</b>	▼	-9.5%	-2,816

\* Compared to same time period as previous year  
 9/12/2024 1:08:16PM

\*\* Case Type Categories are defined in the 2017 Virginia Judicial Workload Assessment  
 Source: SCV-SQL-Information

**Dispositions by Major Case Category\*\***

Category	Summary	Change	% Change	Absolute Change
Felony	1,594	▲	+8.3%	+122
Garnishment	818	▲	+8.5%	+64
General Civil	2,316	▲	-4.9%	-120
Infraction/Civil Violation	12,932	▲	-17.6%	-2,763
Involuntary Civil Commitments	74	▲	+17.5%	+11
Landlord /Tenant	2,087	▲	+14.7%	+267
Misdemeanor	5,164	▲	-7.1%	-394
Other	1,646	▲	+0.2%	+3
Protective Orders	208	▼	-2.8%	-6
<b>GRAND TOTAL</b>	<b>26,839</b>	▼	-9.5%	-2,816

\* Compared to same time period as previous year  
 9/12/2024 1:08:16PM

\*\* Case Type Categories are defined in the 2017 Virginia Judicial Workload Assessment  
 Source: SCV-SQL-Information

2024 Overall GRAND TOTAL		Distribution of Caseload			Change*		Percentage (%) of Caseload		
<b>1,937</b>	-34 -1.7%	<b>Criminal</b>	217	11%	14.8% ▲	+28	<b>Criminal</b>	2023 9.6%	2024 11.2%
2024		<b>Traffic</b>	1,512	78%	-4.7% ▼	-74	<b>Traffic</b>	80.5%	78.1%
2023		<b>Civil</b>	208	11%	6.1% ▲	+12	<b>Civil</b>	9.9%	10.7%
		<b>GRAND TOTAL</b>	<b>1,937</b>	100%	-1.7% ▼	-34	<b>GRAND TOTAL</b>	100%	100%

**Dispositions by Division & Code**

Division	Case Type Description	Code	Summary	Change	% Change	Absolute Change
<b>Criminal</b>	Misdemeanor	M	146	▲	+30.4%	+34
	Felony	F	33	▼	-19.5%	-8
	Capias	CA	32	▲	+6.7%	+2
	Show Cause	SC	5	↔		-
	Civil Violation	CV	1	↔		-
	<b>Total</b>			<b>217</b>	<b>▲</b>	<b>14.8%</b>
<b>Traffic</b>	Infraction	I	1,289	▼	-6.2%	-85
	Misdemeanor	M	169	▲	+19.0%	+27
	Other	O	37	▼	-22.9%	-11
	Civil Violation	CV	6	▲	+50.0%	+2
	Capias	CA	4	▼	-42.9%	-3
	Show Cause	SC	4	▼	-42.9%	-3
	Felony	F	3	▼	-25.0%	-1
	<b>Total</b>			<b>1,512</b>	<b>▼</b>	<b>-4.7%</b>
<b>Civil</b>	Unlawful Detainer	UD	87	▲	+14.5%	+11
	Warrant in Debt	WD	66	▲	+46.7%	+21
	Garnishment	GA	28	▼	-36.4%	-16
	Admin License	AL	15	▼	-16.7%	-3
	Preliminary Protective Order	PP	3	▲	+50.0%	+1
	Show Cause	SC	3	▲	-	+3
	Tenants Assertion	TA	2	▲	-	+2
	Counter Claim	CC	1	▲	-	+1
	Impoundment	IM	1	↔		-
	Other	OT	1	▼	-66.7%	-2
	Protective Order	PO	1	▼	-50.0%	-1
	Bond Forfeiture	BF	0	▼	-100.0%	-2
	Interrogatory	IN	0	▼	-100.0%	-2
	Petition-Restore Arms	PR	0	▼	-100.0%	-1
	<b>Total</b>			<b>208</b>	<b>▲</b>	<b>6.1%</b>
<b>GRAND TOTAL</b>			<b>1,937</b>	<b>▼</b>	<b>-1.7%</b>	<b>-34</b>

**Dispositions by Major Case Category\*\***

Category	Summary	Change	% Change	Absolute Change
Felony	36	▼	-20.0%	-9
Garnishment	28	▼	-39.1%	-18
General Civil	66	▼	+43.5%	+20
Infraction/Civil Violation	1,333	▲	-6.6%	-94
Landlord /Tenant	89	▲	+17.1%	+13
Misdemeanor	315	▲	+24.0%	+61
Other	66	▲	-9.6%	-7
Protective Orders	4	↔		0
<b>GRAND TOTAL</b>	<b>1,937</b>	<b>▼</b>	<b>-1.7%</b>	<b>-34</b>

\* Compared to same time period as previous year  
 9/12/2024 1:08:16PM

\*\* Case Type Categories are defined in the 2017 Virginia Judicial Workload Assessment  
 Source: SCV-SQL-Information



2024 Overall GRAND TOTAL		Distribution of Caseload			Change*		Percentage (%) of Caseload		
<b>15,800</b>	+543 3.6%	<b>Criminal</b>	2,990	19%	18.3% ▲	+463	<b>Criminal</b>	2023 16.6%	2024 18.9%
2024		<b>Traffic</b>	6,244	40%	-3.7% ▼	-240	<b>Traffic</b>	42.5%	39.5%
2023		<b>Civil</b>	6,042	38%	5.3% ▲	+305	<b>Civil</b>	37.6%	38.2%
		<b>Civil Commitments</b>	524	3%	2.9% ▲	+15	<b>Civil Commitments</b>	3.3%	3.3%
		<b>GRAND TOTAL</b>	<b>15,800</b>	100%	3.6% ▲	+543	<b>GRAND TOTAL</b>	100%	100%

**Dispositions by Division & Code**

Division	Case Type Description	Code	Summary	Change	% Change	Absolute Change
<b>Criminal</b>	Misdemeanor	M	1,869	▲	+22.6%	+345
	Felony	F	756	▲	+23.1%	+142
	Capias	CA	206	▲	+38.3%	+57
	Show Cause	SC	97	▼	-17.1%	-20
	Civil Violation	CV	62	▼	-49.6%	-61
	<b>Total</b>			<b>2,990</b>	<b>▲</b>	<b>18.3%</b>
<b>Traffic</b>	Infraction	I	4,508	▲	+2.5%	+110
	Misdemeanor	M	1,039	▼	-3.0%	-32
	Other	O	570	▼	-34.3%	-298
	Felony	F	44	▼	-13.7%	-7
	Civil Violation	CV	32	▲	+166.7%	+20
	Show Cause	SC	31	▼	-48.3%	-29
	Capias	CA	20	▼	-16.7%	-4
<b>Total</b>			<b>6,244</b>	<b>▼</b>	<b>-3.7%</b>	<b>-240</b>
<b>Civil</b>	Unlawful Detainer	UD	2,925	▼	-0.2%	-7
	Warrant in Debt	WD	1,735	▲	+18.3%	+268
	Garnishment	GA	728	▼	-0.3%	-2
	Other	OT	202	▼	+17.4%	+30
	Protective Order	PO	158	▲	+23.4%	+30
	Preliminary Protective Order	PP	129	▲	+0.8%	+1
	Bond Forfeiture	BF	52	▼	-20.0%	-13
	Interrogatory	IN	37	▲	+37.0%	+10
	Admin License	AL	22	▲	+29.4%	+5
	Tenants Assertion	TA	17	↔		-
	Motion for Judgment	MJ	12	▼	-20.0%	-3
	Counter Claim	CC	11	▼	-21.4%	-3
	Abstract	AJ	10	▼	-52.4%	-11
	Detinue	DT	3	↔		-
	Petition-Restore Arms	PR	1	▲	-	+1
	Restricted Operators License	RL	0	▼	-100.0%	-1
<b>Total</b>			<b>6,042</b>	<b>▲</b>	<b>5.3%</b>	<b>+305</b>
<b>Civil Commitments</b>	Temporary Detention Order	TD	223	▼	-5.9%	-14
	Mental Commitment	MC	184	▲	+1.7%	+3
	Emergency Custody Order	EC	75	▼	-8.5%	-7
	Petition	PT	24	▲	+242.9%	+17
	Other	OT	18	▲	+800.0%	+16
<b>Total</b>			<b>524</b>	<b>▲</b>	<b>2.9%</b>	<b>+15</b>
<b>GRAND TOTAL</b>			<b>15,800</b>	<b>▲</b>	<b>3.6%</b>	<b>+543</b>

**Dispositions by Major Case Category\*\***

Category	Summary	Change	% Change	Absolute Change
Felony	800	▲	+20.3%	+135
Garnishment	765	▲	+1.1%	+8
General Civil	1,758	▲	+17.2%	+258
Infraction/Civil Violation	5,172	▲	-4.2%	-229
Involuntary Civil Commitments	42	▲	+366.7%	+33
Landlord /Tenant	2,942	▼	-0.2%	-7
Misdemeanor	2,908	▼	+12.0%	+312

\* Compared to same time period as previous year

\*\* Case Type Categories are defined in the 2017 Virginia Judicial Workload Assessment

**CPSS - GCMS CASELOAD STATISTICS OF THE GENERAL DISTRICT COURTS**  
January 2024 thru August 2024 Dispositions (Compared to January 2023 thru August 2023)



**Alexandria**

District: 18 FIPS: 510

Other	1,126	▼	+0.2%	+2
Protective Orders	287	▲	+12.1%	+31
<b>GRAND TOTAL</b>	<b>15,800</b>	▲	3.6%	+543

\* Compared to same time period as previous year  
9/12/2024 1:08:16PM

\*\* Case Type Categories are defined in the 2017 Virginia Judicial Workload Assessment  
Source: SCV-SQL-Information

2024 Overall GRAND TOTAL		Distribution of Caseload			Change*		Percentage (%) of Caseload		
<b>156,234</b>	+17,735 12.8%	<b>Criminal</b>	19,042	12%	16.0% ▲	+2,630	<b>Criminal</b>	2023 11.8%	2024 12.2%
2024 	↑	<b>Traffic</b>	111,489	71%	11.7% ▲	+11,707	<b>Traffic</b>	72.0%	71.4%
2023 		<b>Civil</b>	22,796	15%	14.8% ▲	+2,943	<b>Civil</b>	14.3%	14.6%
		<b>Civil Commitments</b>	2,907	2%	18.6% ▲	+455	<b>Civil Commitments</b>	1.8%	1.9%
		<b>GRAND TOTAL</b>	<b>156,234</b>	100%	12.8% ▲	+17,735	<b>GRAND TOTAL</b>	100%	100%

**Dispositions by Division & Code**

Division	Case Type Description	Code	Summary	Change	% Change	Absolute Change
<b>Criminal</b>	Misdemeanor	M	10,099	▲	+21.3%	+1,771
	Felony	F	6,569	▲	+8.5%	+512
	Capias	CA	1,762	▲	+26.9%	+373
	Show Cause	SC	432	▼	-6.7%	-31
	Civil Violation	CV	177	▲	+7.3%	+12
	Motion	MO	3	▼	-70.0%	-7
	<b>Total</b>			<b>19,042</b>	<b>▲</b>	<b>16.0%</b>
<b>Traffic</b>	Infraction	I	97,672	▲	+14.5%	+12,346
	Misdemeanor	M	11,941	▼	-4.9%	-618
	Capias	CA	792	▲	+11.9%	+84
	Show Cause	SC	409	▼	-1.9%	-8
	Civil Violation	CV	276	▲	+3.0%	+8
	Felony	F	267	▼	-1.8%	-5
	Motion	MO	114	▼	-47.5%	-103
	Restricted Operators License	RL	18	▲	+50.0%	+6
	Other	O	0	▼	-100.0%	-3
<b>Total</b>			<b>111,489</b>	<b>▲</b>	<b>11.7%</b>	<b>+11,707</b>
<b>Civil</b>	Warrant in Debt	WD	9,438	▲	+23.9%	+1,823
	Unlawful Detainer	UD	6,166	▲	+18.5%	+964
	Garnishment	GA	4,141	▲	+9.6%	+363
	Admin License	AL	855	▼	-7.9%	-73
	Other	OT	351	▲	+17.0%	+51
	Preliminary Protective Order	PP	344	▼	-9.5%	-36
	Protective Order	PO	288	▲	+8.3%	+22
	Show Cause	SC	242	▲	+9.5%	+21
	Interrogatory	IN	169	▼	-8.2%	-15
	Bond Forfeiture	BF	152	▼	-28.3%	-60
	Zoning Violation	ZO	129	▼	-21.3%	-35
	Motion for Judgment	MJ	103	▼	-2.8%	-3
	Impoundment	IM	85	▼	-2.3%	-2
	Counter Claim	CC	73	▼	-14.1%	-12
	Abstract	AJ	71	▼	-50.0%	-71
	Overweight	OC	60	▼	-17.8%	-13
	Detinue	DT	58	▲	+100.0%	+29
	Tenants Assertion	TA	44	▼	-15.4%	-8
	Capias	CA	14	▼	-26.3%	-5
	Petition-Restore Arms	PR	8	▲	+60.0%	+3
Third Party Claim	TH	4	▲	+300.0%	+3	
Cross Claim	CR	1	▼	-75.0%	-3	
<b>Total</b>			<b>22,796</b>	<b>▲</b>	<b>14.8%</b>	<b>+2,943</b>
<b>Civil Commitments</b>	Temporary Detention Order	TD	1,284	▲	+13.8%	+156
	Mental Commitment	MC	1,277	▲	+23.7%	+245
	Emergency Custody Order	EC	205	▼	-11.3%	-26
	Other	OT	103	▲	+212.1%	+70
	Medical Emergency Temporary Detention Order	MT	29	▲	+3.6%	+1
	Petition	PT	9	▲	-	+9
<b>Total</b>			<b>2,907</b>	<b>▲</b>	<b>18.6%</b>	<b>+455</b>
<b>GRAND TOTAL</b>			<b>156,234</b>	<b>▲</b>	<b>12.8%</b>	<b>+17,735</b>

**Dispositions by Major Case Category\*\***

Category	Summary	Change	% Change	Absolute Change
Felony	6,836	▲	+8.0%	+507
Garnishment	4,310	▲	+8.8%	+348
General Civil	9,634	▲	+23.8%	+1,853
Infraction/Civil Violation	98,185	▼	+14.4%	+12,350
Involuntary Civil Commitments	112	▲	+239.4%	+79
Landlord /Tenant	6,210	▲	+18.2%	+956
Misdemeanor	22,187	▲	+5.3%	+1,124
Other	8,128	▲	+7.0%	+532
Protective Orders	632	▼	-2.2%	-14
<b>GRAND TOTAL</b>	<b>156,234</b>	▲	12.8%	+17,735

\* Compared to same time period as previous year  
 9/12/2024 1:08:16PM

\*\* Case Type Categories are defined in the 2017 Virginia Judicial Workload Assessment  
 Source: SCV-SQL-Information

2024 Overall GRAND TOTAL		Distribution of Caseload			Change*		Percentage (%) of Caseload		
<b>3,407</b>	+377 12.4%	<b>Criminal</b>	467	14%	37.4% ▲	+127	<b>Criminal</b>	2023 11.2%	2024 13.7%
2024	↑	<b>Traffic</b>	2,906	85%	9.1% ▲	+243	<b>Traffic</b>	87.9%	85.3%
2023		<b>Civil</b>	34	1%	25.9% ▲	+7	<b>Civil</b>	0.9%	1.0%
		<b>GRAND TOTAL</b>	<b>3,407</b>	100%	12.4% ▲	+377	<b>GRAND TOTAL</b>	100%	100%

Dispositions by Division & Code

Division	Case Type Description	Code	Summary	Change	% Change	Absolute Change
<b>Criminal</b>	Misdemeanor	M	404	▲	+39.8%	+115
	Capias	CA	52	▲	+23.8%	+10
	Show Cause	SC	10	▲	+100.0%	+5
	Civil Violation	CV	1	▼	-66.7%	-2
	Felony	F	0	▼	-100.0%	-1
	<b>Total</b>			<b>467</b>	<b>▲</b>	<b>37.4%</b>
<b>Traffic</b>	Infraction	I	2,499	▲	+9.3%	+213
	Misdemeanor	M	327	▲	+25.8%	+67
	Civil Violation	CV	44	▼	-50.0%	-44
	Capias	CA	23	▲	+53.3%	+8
	Show Cause	SC	13	▲	+8.3%	+1
	Other	O	0	▼	-100.0%	-2
	<b>Total</b>			<b>2,906</b>	<b>▲</b>	<b>9.1%</b>
<b>Civil</b>	Admin License	AL	24	▲	+14.3%	+3
	Zoning Violation	ZO	5	↔		-
	Impoundment	IM	2	▲		+2
	Protective Order	PO	2	▲		+2
	Bond Forfeiture	BF	1	↔		-
	<b>Total</b>			<b>34</b>	<b>▲</b>	<b>25.9%</b>
<b>GRAND TOTAL</b>			<b>3,407</b>	<b>▲</b>	<b>12.4%</b>	<b>+377</b>

Dispositions by Major Case Category\*\*

Category	Summary	Change	% Change	Absolute Change
Felony	0	▼	-100.0%	-1
Infraction/Civil Violation	2,544	▼	+6.9%	+165
Misdemeanor	736	▲	+32.9%	+182
Other	125	▲	+30.2%	+29
Protective Orders	2	▲	-	+2
<b>GRAND TOTAL</b>	<b>3,407</b>	<b>▲</b>	<b>12.4%</b>	<b>+377</b>

\* Compared to same time period as previous year  
 9/12/2024 1:08:16PM

\*\* Case Type Categories are defined in the 2017 Virginia Judicial Workload Assessment  
 Source: SCV-SQL-Information

2024 Overall GRAND TOTAL		Distribution of Caseload			Change*		Percentage (%) of Caseload		
<b>16,583</b>	+1,495 9.9%	<b>Criminal</b>	1,493	9%	10.3% ▲	+140	<b>Criminal</b>	2023 9.0%	2024 9.0%
2024	↑	<b>Traffic</b>	13,159	79%	7.7% ▲	+940	<b>Traffic</b>	81.0%	79.4%
2023		<b>Civil</b>	1,859	11%	28.2% ▲	+409	<b>Civil</b>	9.6%	11.2%
		<b>Civil Commitments</b>	72	0%	9.1% ▲	+6	<b>Civil Commitments</b>	0.4%	0.4%
		<b>GRAND TOTAL</b>	<b>16,583</b>	100%	9.9% ▲	+1,495	<b>GRAND TOTAL</b>	100%	100%

**Dispositions by Division & Code**

Division	Case Type Description	Code	Summary	Change	% Change	Absolute Change
<b>Criminal</b>	Misdemeanor	M	829	▲	+8.2%	+63
	Felony	F	309	▲	+0.7%	+2
	Civil Violation	CV	125	▲	+17.9%	+19
	Show Cause	SC	116	▲	+43.2%	+35
	Capias	CA	110	▲	+18.3%	+17
	Restricted Operators License	RL	4	▲	-	+4
	<b>Total</b>			<b>1,493</b>	<b>▲</b>	<b>10.3%</b>
<b>Traffic</b>	Infraction	I	11,329	▲	+7.8%	+816
	Misdemeanor	M	1,747	▲	+7.5%	+122
	Capias	CA	30	▲	+3.4%	+1
	Felony	F	26	▼	-31.6%	-12
	Show Cause	SC	20	▲	+150.0%	+12
	Civil Violation	CV	5	▼	-16.7%	-1
	Other	O	2	▲	-	+2
<b>Total</b>			<b>13,159</b>	<b>▲</b>	<b>7.7%</b>	<b>+940</b>
<b>Civil</b>	Warrant in Debt	WD	851	▲	+43.3%	+257
	Garnishment	GA	423	▲	+20.2%	+71
	Unlawful Detainer	UD	206	▲	+59.7%	+77
	Admin License	AL	116	▲	+18.4%	+18
	Protective Order	PO	44	▲	+22.2%	+8
	Preliminary Protective Order	PP	41	▼	-16.3%	-8
	Other	OT	37	▼	-46.4%	-32
	Show Cause	SC	36	▲	+140.0%	+21
	Interrogatory	IN	28	▲	+40.0%	+8
	Abstract	AJ	19	▼	-13.6%	-3
	Impoundment	IM	15	▼	-42.3%	-11
	Zoning Violation	ZO	11	▲	+83.3%	+5
	Detinue	DT	8	▼	-42.9%	-6
	Tenants Assertion	TA	7	▲	+40.0%	+2
	Motion for Judgment	MJ	6	▲	+500.0%	+5
	Overweight	OC	5	▼	-37.5%	-3
	Counter Claim	CC	4	▲	+100.0%	+2
	Bond Forfeiture	BF	1	↔	-	-
	Capias	CA	1	▲	-	+1
	Petition-Restore Arms	PR	0	▼	-100.0%	-2
	Restricted Operators License	RL	0	▼	-100.0%	-1
<b>Total</b>			<b>1,859</b>	<b>▲</b>	<b>28.2%</b>	<b>+409</b>
<b>Civil Commitments</b>	Temporary Detention Order	TD	50	▲	+19.0%	+8
	Emergency Custody Order	EC	22	▼	-8.3%	-2
<b>Total</b>			<b>72</b>	<b>▲</b>	<b>9.1%</b>	<b>+6</b>
<b>GRAND TOTAL</b>			<b>16,583</b>	<b>▲</b>	<b>9.9%</b>	<b>+1,495</b>

**Dispositions by Major Case Category\*\***

Category	Summary	Change	% Change	Absolute Change
Felony	335	▼	-2.9%	-10
Garnishment	451	▲	+21.2%	+79
General Civil	873	▲	+39.5%	+247
Infraction/Civil Violation	11,466	▲	+7.8%	+833

\* Compared to same time period as previous year  
 9/12/2024 1:08:16PM

\*\* Case Type Categories are defined in the 2017 Virginia Judicial Workload Assessment  
 Source: SCV-SQL-Information

**CPSS - GCMS CASELOAD STATISTICS OF THE GENERAL DISTRICT COURTS**  
 January 2024 thru August 2024 Dispositions (Compared to January 2023 thru August 2023)

Landlord /Tenant	213	▲	+59.0%	+79
Misdemeanor	2,591	▲	+8.0%	+193
Other	569	▲	+14.9%	+74
Protective Orders	85	▲		0
<b>GRAND TOTAL</b>	<b>16,583</b>	▲	9.9%	+1,495

\* Compared to same time period as previous year  
 9/12/2024 1:08:16PM

\*\* Case Type Categories are defined in the 2017 Virginia Judicial Workload Assessment  
 Source: SCV-SQL-Information

2024 Overall GRAND TOTAL		Distribution of Caseload			Change*		Percentage (%) of Caseload		
<b>39,897</b>	-2,317 -5.5%	<b>Criminal</b>	4,236	11%	2.0% ▲	+82	<b>Criminal</b>	2023 9.8%	2024 10.6%
2024		<b>Traffic</b>	22,958	58%	-2.4% ▼	-569	<b>Traffic</b>	55.7%	57.5%
2023		<b>Civil</b>	12,103	30%	-12.9% ▼	-1,798	<b>Civil</b>	32.9%	30.3%
		<b>Civil Commitments</b>	600	2%	-5.1% ▼	-32	<b>Civil Commitments</b>	1.5%	1.5%
		<b>GRAND TOTAL</b>	<b>39,897</b>	100%	-5.5% ▼	-2,317	<b>GRAND TOTAL</b>	100%	100%

**Dispositions by Division & Code**

Division	Case Type Description	Code	Summary	Change	% Change	Absolute Change
<b>Criminal</b>	Misdemeanor	M	2,282	▲	+2.7%	+60
	Felony	F	1,150	▲	+1.8%	+20
	Capias	CA	376	▼	-1.3%	-5
	Show Cause	SC	234	▲	+6.8%	+15
	Civil Violation	CV	194	▼	-4.0%	-8
	<b>Total</b>			<b>4,236</b>	▲	<b>2.0%</b>
<b>Traffic</b>	Infraction	I	19,965	▼	-3.9%	-800
	Misdemeanor	M	2,838	▲	+8.1%	+213
	Capias	CA	75	▲	+15.4%	+10
	Felony	F	43	▼	-2.3%	-1
	Show Cause	SC	29	▲	+20.8%	+5
	Civil Violation	CV	5	▲	-	+5
	Restricted Operators License	RL	2	▼	-50.0%	-2
	Other	O	1	▲	-	+1
	<b>Total</b>			<b>22,958</b>	▼	<b>-2.4%</b>
<b>Civil</b>	Warrant in Debt	WD	7,894	▼	-6.6%	-556
	Garnishment	GA	1,907	▼	-45.3%	-1,579
	Unlawful Detainer	UD	1,143	▲	+13.2%	+133
	Admin License	AL	293	▲	+98.0%	+145
	Show Cause	SC	179	▲	+13.3%	+21
	Interrogatory	IN	175	▲	+6.1%	+10
	Preliminary Protective Order	PP	142	▲	+10.9%	+14
	Protective Order	PO	124	▲	+5.1%	+6
	Other	OT	93	▲	+4.5%	+4
	Impoundment	IM	31	▲	+72.2%	+13
	Bond Forfeiture	BF	27	▲	+92.9%	+13
	Abstract	AJ	24	▼	-50.0%	-24
	Counter Claim	CC	20	▲	+5.3%	+1
	Capias	CA	12	▼	-29.4%	-5
	Tenants Assertion	TA	12	▲	+9.1%	+1
	Detinue	DT	9	↔	-	-
	Overweight	OC	5	▼	-16.7%	-1
	Third Party Claim	TH	5	▲	+400.0%	+4
	Mechanic's Lien	ML	3	▲	+50.0%	+1
	Motion for Judgment	MJ	2	▲	+100.0%	+1
	Petition-Restore Arms	PR	2	▲	+100.0%	+1
	Cross Claim	CR	1	▲	-	+1
	Interrogatory-Not	IC	0	▼	-100.0%	-1
Restricted Operators License	RL	0	▼	-100.0%	-1	
<b>Total</b>			<b>12,103</b>	▼	<b>-12.9%</b>	<b>-1,798</b>
<b>Civil Commitments</b>	Temporary Detention Order	TD	262	▼	-7.4%	-21
	Mental Commitment	MC	251	▲	+6.4%	+15
	Emergency Custody Order	EC	69	▼	-24.2%	-22
	Other	OT	11	▼	-42.1%	-8
	Medical Emergency Temporary Detention Order	MT	5	▲	+150.0%	+3
	Petition	PT	2	▲	+100.0%	+1
<b>Total</b>			<b>600</b>	▼	<b>-5.1%</b>	<b>-32</b>
<b>GRAND TOTAL</b>			<b>39,897</b>	▼	-5.5%	-2,317

\* Compared to same time period as previous year  
 9/12/2024 1:08:16PM

\*\* Case Type Categories are defined in the 2017 Virginia Judicial Workload Assessment  
 Source: SCV-SQL-Information



**Dispositions by Major Case Category\*\***

Category	Summary	Change	% Change	Absolute Change
Felony	1,193	▼	+1.6%	+19
Garnishment	2,082	▼	-43.0%	-1,569
General Civil	7,931	▲	-6.5%	-549
Infraction/Civil Violation	20,170	▲	-3.8%	-803
Involuntary Civil Commitments	13	▲	-35.0%	-7
Landlord /Tenant	1,155	▲	+13.1%	+134
Misdemeanor	5,122	▼	+5.6%	+270
Other	1,965	▲	+9.3%	+168
Protective Orders	266	▲	+8.1%	+20
<b>GRAND TOTAL</b>	<b>39,897</b>	▼	-5.5%	-2,317

\* Compared to same time period as previous year  
 9/12/2024 1:08:16PM

\*\* Case Type Categories are defined in the 2017 Virginia Judicial Workload Assessment  
 Source: SCV-SQL-Information

2024 Overall GRAND TOTAL		Distribution of Caseload			Change*		Percentage (%) of Caseload		
<b>3,150</b>	+513 19.5%	<b>Criminal</b>	259	8%	43.9% ▲	+79	<b>Criminal</b>	2023 6.8%	2024 8.2%
2024	↑	<b>Traffic</b>	2,750	87%	18.8% ▲	+436	<b>Traffic</b>	87.8%	87.3%
2023		<b>Civil</b>	137	4%	0.0% ↔	0	<b>Civil</b>	5.2%	4.3%
		<b>Civil Commitments</b>	4	0%	-33.3% ▼	-2	<b>Civil Commitments</b>	0.2%	0.1%
		<b>GRAND TOTAL</b>	<b>3,150</b>	100%	19.5% ▲	+513	<b>GRAND TOTAL</b>	100%	100%

**Dispositions by Division & Code**

Division	Case Type Description	Code	Summary	Change	% Change	Absolute Change
<b>Criminal</b>	Misdemeanor	M	131	▲	+40.9%	+38
	Felony	F	80	▲	+110.5%	+42
	Capias	CA	20	↔		-
	Show Cause	SC	20	▲	+11.1%	+2
	Civil Violation	CV	8	▼	-27.3%	-3
	<b>Total</b>			<b>259</b>	<b>▲</b>	<b>43.9%</b>
<b>Traffic</b>	Infraction	I	2,331	▲	+17.0%	+339
	Misdemeanor	M	403	▲	+32.6%	+99
	Capias	CA	7	↔		-
	Felony	F	4	↔		-
	Show Cause	SC	4	▼	-20.0%	-1
	Restricted Operators License	RL	1	▼	-50.0%	-1
	<b>Total</b>			<b>2,750</b>	<b>▲</b>	<b>18.8%</b>
<b>Civil</b>	Warrant in Debt	WD	58	▲	+93.3%	+28
	Admin License	AL	28	▲	+27.3%	+6
	Garnishment	GA	23	▲	+4.5%	+1
	Impoundment	IM	13	▼	-50.0%	-13
	Unlawful Detainer	UD	6	▼	-40.0%	-4
	Preliminary Protective Order	PP	3	▼	-70.0%	-7
	Protective Order	PO	2	▼	-75.0%	-6
	Abstract	AJ	1	▲	-	+1
	Counter Claim	CC	1	↔		-
	Detinue	DT	1	▲	-	+1
	Other	OT	1	▼	-87.5%	-7
<b>Total</b>			<b>137</b>		<b>0.0%</b>	<b>0</b>
<b>Civil Commitments</b>	Temporary Detention Order	TD	4	▲	+33.3%	+1
	Emergency Custody Order	EC	0	▼	-100.0%	-2
	Mental Commitment	MC	0	▼	-100.0%	-1
<b>Total</b>			<b>4</b>	<b>▼</b>	<b>-33.3%</b>	<b>-2</b>
<b>GRAND TOTAL</b>			<b>3,150</b>	<b>▲</b>	<b>19.5%</b>	<b>+513</b>

**Dispositions by Major Case Category\*\***

Category	Summary	Change	% Change	Absolute Change
Felony	84	▲	+100.0%	+42
Garnishment	23	▲	+4.5%	+1
General Civil	59	▲	+84.4%	+27
Infraction/Civil Violation	2,339	▼	+16.8%	+336
Landlord /Tenant	6	▼	-40.0%	-4
Misdemeanor	535	▲	+34.1%	+136
Other	99	▲	-10.8%	-12
Protective Orders	5	▼	-72.2%	-13
<b>GRAND TOTAL</b>	<b>3,150</b>	<b>▲</b>	<b>19.5%</b>	<b>+513</b>

\* Compared to same time period as previous year  
 9/12/2024 1:08:16PM

\*\* Case Type Categories are defined in the 2017 Virginia Judicial Workload Assessment  
 Source: SCV-SQL-Information

2024 Overall GRAND TOTAL		Distribution of Caseload			Change*		Percentage (%) of Caseload		
<b>8,295</b>	+1,916 30.0%	<b>Criminal</b>	1,228	15%	26.9% ▲	+260	<b>Criminal</b>	2023 15.2%	2024 14.8%
2024	↑	<b>Traffic</b>	4,732	57%	41.5% ▲	+1,387	<b>Traffic</b>	52.4%	57.0%
2023		<b>Civil</b>	2,152	26%	13.3% ▲	+253	<b>Civil</b>	29.8%	25.9%
		<b>Civil Commitments</b>	183	2%	9.6% ▲	+16	<b>Civil Commitments</b>	2.6%	2.2%
		<b>GRAND TOTAL</b>	<b>8,295</b>	100%	30.0% ▲	+1,916	<b>GRAND TOTAL</b>	100%	100%

**Dispositions by Division & Code**

Division	Case Type Description	Code	Summary	Change	% Change	Absolute Change
<b>Criminal</b>	Misdemeanor	M	674	▲	+9.6%	+59
	Felony	F	357	▲	+62.3%	+137
	Civil Violation	CV	94	▲	+213.3%	+64
	Capias	CA	69	▲	+1.5%	+1
	Show Cause	SC	34	▼	-2.9%	-1
	<b>Total</b>			<b>1,228</b>	<b>▲</b>	<b>26.9%</b>
<b>Traffic</b>	Infraction	I	3,461	▲	+46.2%	+1,094
	Misdemeanor	M	1,206	▲	+34.7%	+311
	Show Cause	SC	28	▲	+3.7%	+1
	Capias	CA	16	▼	-48.4%	-15
	Felony	F	16	▼	-5.9%	-1
	Civil Violation	CV	5	▼	-37.5%	-3
	<b>Total</b>			<b>4,732</b>	<b>▲</b>	<b>41.5%</b>
<b>Civil</b>	Warrant in Debt	WD	902	▲	+45.7%	+283
	Garnishment	GA	515	▼	-7.0%	-39
	Unlawful Detainer	UD	340	▲	+8.6%	+27
	Detinue	DT	105	▲	+43.8%	+32
	Other	OT	91	▼	-15.7%	-17
	Protective Order	PO	56	▼	-11.1%	-7
	Preliminary Protective Order	PP	54	▼	-5.3%	-3
	Bond Forfeiture	BF	34	▼	-12.8%	-5
	Admin License	AL	31	▼	-13.9%	-5
	Overweight	OC	6	▲	+100.0%	+3
	Tenants Assertion	TA	6	▲	+200.0%	+4
	Abstract	AJ	5	▼	-28.6%	-2
	Interrogatory	IN	3	▼	-62.5%	-5
	Impoundment	IM	2	▼	-80.0%	-8
	Petition-Restore Arms	PR	1	↔		-
	Show Cause	SC	1	↔		-
	Counter Claim	CC	0	▼	-100.0%	-2
	Distress Seizure	DS	0	▼	-100.0%	-1
	Motion for Judgment	MJ	0	▼	-100.0%	-1
	Third Party Claim	TH	0	▼	-100.0%	-1
<b>Total</b>			<b>2,152</b>	<b>▲</b>	<b>13.3%</b>	<b>+253</b>
<b>Civil Commitments</b>	Temporary Detention Order	TD	95	▲	+11.8%	+10
	Emergency Custody Order	EC	63	▲	+18.9%	+10
	Mental Commitment	MC	25	▼	-13.8%	-4
<b>Total</b>			<b>183</b>	<b>▲</b>	<b>9.6%</b>	<b>+16</b>
<b>GRAND TOTAL</b>			<b>8,295</b>	<b>▲</b>	<b>30.0%</b>	<b>+1,916</b>

**Dispositions by Major Case Category\*\***

Category	Summary	Change	% Change	Absolute Change
Felony	373	▲	+57.4%	+136
Garnishment	518	▼	-7.8%	-44
General Civil	1,011	▼	+44.4%	+311
Infraction/Civil Violation	3,566	▲	+48.1%	+1,158
Landlord /Tenant	346	▲	+9.8%	+31
Misdemeanor	1,880	▲	+24.5%	+370

\* Compared to same time period as previous year  
 9/12/2024 1:08:16PM

\*\* Case Type Categories are defined in the 2017 Virginia Judicial Workload Assessment  
 Source: SCV-SQL-Information

**CPSS - GCMS CASELOAD STATISTICS OF THE GENERAL DISTRICT COURTS**  
January 2024 thru August 2024 Dispositions (Compared to January 2023 thru August 2023)

Other	491	▼	-6.8%	-36
Protective Orders	110	▼	-8.3%	-10
<b>GRAND TOTAL</b>	<b>8,295</b>	▲	30.0%	+1,916

\* Compared to same time period as previous year  
9/12/2024 1:08:16PM

\*\* Case Type Categories are defined in the 2017 Virginia Judicial Workload Assessment  
Source: SCV-SQL-Information

2024 Overall GRAND TOTAL		Distribution of Caseload			Change*		Percentage (%) of Caseload			
<b>3,196</b>	-799 -20.0%	<b>Criminal</b>	521	16%	-16.9%	▼	-106	<b>Criminal</b>	2023: 15.7%	2024: 16.3%
2024		<b>Traffic</b>	1,626	51%	-31.2%	▼	-737	<b>Traffic</b>	59.1%	50.9%
2023		<b>Civil</b>	892	28%	6.8%	▲	+57	<b>Civil</b>	20.9%	27.9%
		<b>Civil Commitments</b>	157	5%	-7.6%	▼	-13	<b>Civil Commitments</b>	4.3%	4.9%
		<b>GRAND TOTAL</b>	<b>3,196</b>	100%	-20.0%	▼	-799	<b>GRAND TOTAL</b>	100%	100%

Dispositions by Division & Code

Division	Case Type Description	Code	Summary	Change	% Change	Absolute Change
<b>Criminal</b>	Misdemeanor	M	292	▼	-17.3%	-61
	Felony	F	147	▼	-26.5%	-53
	Show Cause	SC	38	▲	+15.2%	+5
	Capias	CA	37	▼	-2.6%	-1
	Civil Violation	CV	7	▲	+133.3%	+4
	<b>Total</b>			<b>521</b>	▼	<b>-16.9%</b>
<b>Traffic</b>	Infraction	I	1,155	▼	-36.1%	-653
	Misdemeanor	M	411	▼	-19.3%	-98
	Show Cause	SC	24	↔		-
	Capias	CA	20	▲	+100.0%	+10
	Felony	F	9	▲	+12.5%	+1
	Civil Violation	CV	7	▲	+75.0%	+3
	<b>Total</b>			<b>1,626</b>	▼	<b>-31.2%</b>
<b>Civil</b>	Unlawful Detainer	UD	293	▲	+24.7%	+58
	Warrant in Debt	WD	271	▲	+48.9%	+89
	Garnishment	GA	209	▼	-30.8%	-93
	Other	OT	38	▲	+22.6%	+7
	Admin License	AL	28	▲	+16.7%	+4
	Bond Forfeiture	BF	15	▼	-28.6%	-6
	Protective Order	PO	10	▲	+11.1%	+1
	Preliminary Protective Order	PP	9	↔		-
	Impoundment	IM	8	↔		-
	Interrogatory	IN	4	▲	+33.3%	+1
	Show Cause	SC	3	▲	+200.0%	+2
	Abstract	AJ	2	▼	-50.0%	-2
	Detinue	DT	2	▼	-60.0%	-3
	Counter Claim	CC	0	▼	-100.0%	-1
	<b>Total</b>			<b>892</b>	▲	<b>6.8%</b>
<b>Civil Commitments</b>	Emergency Custody Order	EC	64	▼	-22.9%	-19
	Temporary Detention Order	TD	50	↔		-
	Mental Commitment	MC	42	▲	+13.5%	+5
	Other	OT	1	▲	-	+1
	<b>Total</b>			<b>157</b>	▼	<b>-7.6%</b>
<b>GRAND TOTAL</b>			<b>3,196</b>	▼	<b>-20.0%</b>	<b>-799</b>

Dispositions by Major Case Category\*\*

Category	Summary	Change	% Change	Absolute Change
Felony	156	▼	-25.0%	-52
Garnishment	213	▲	-30.2%	-92
General Civil	276	▲	+46.0%	+87
Infraction/Civil Violation	1,169	▲	-35.6%	-646
Involuntary Civil Commitments	1	▲	-	+1
Landlord /Tenant	293	▲	+24.7%	+58
Misdemeanor	703	▼	-18.4%	-159
Other	366	▲	+0.8%	+3
Protective Orders	19	▲	+5.6%	+1

\* Compared to same time period as previous year  
 9/12/2024 1:08:16PM

\*\* Case Type Categories are defined in the 2017 Virginia Judicial Workload Assessment  
 Source: SCV-SQL-Information

**CPSS - GCMS CASELOAD STATISTICS OF THE GENERAL DISTRICT COURTS**  
January 2024 thru August 2024 Dispositions (Compared to January 2023 thru August 2023)

---

<i><b>GRAND TOTAL</b></i>	<b>3,196</b>	▼	-20.0%	-799
---------------------------	--------------	---	--------	------

---

\* Compared to same time period as previous year  
9/12/2024 1:08:16PM

\*\* Case Type Categories are defined in the 2017 Virginia Judicial Workload Assessment  
Source: SCV-SQL-Information

2024 Overall GRAND TOTAL		Distribution of Caseload			Change*		Percentage (%) of Caseload		
<b>2,283</b>	+269 13.4%	<b>Criminal</b>	331	14%	-0.3% ▼	-1	<b>Criminal</b>	2023 16.5%	2024 14.5%
2024	↑	<b>Traffic</b>	1,630	71%	20.5% ▲	+277	<b>Traffic</b>	67.2%	71.4%
2023		<b>Civil</b>	305	13%	4.1% ▲	+12	<b>Civil</b>	14.5%	13.4%
		<b>Civil Commitments</b>	17	1%	-52.8% ▼	-19	<b>Civil Commitments</b>	1.8%	0.7%
		<b>GRAND TOTAL</b>	<b>2,283</b>	100%	13.4% ▲	+269	<b>GRAND TOTAL</b>	100%	100%

Dispositions by Division & Code

Division	Case Type Description	Code	Summary	Change	% Change	Absolute Change
<b>Criminal</b>	Misdemeanor	M	195	▲	+4.3%	+8
	Felony	F	99	▲	+15.1%	+13
	Capias	CA	19	▼	-26.9%	-7
	Show Cause	SC	10	▼	-61.5%	-16
	Civil Violation	CV	8	▲	+14.3%	+1
	<b>Total</b>			<b>331</b>	▼	<b>-0.3%</b>
<b>Traffic</b>	Infraction	I	1,302	▲	+25.3%	+263
	Misdemeanor	M	316	▲	+4.6%	+14
	Felony	F	10	▲	+66.7%	+4
	Capias	CA	1	▼	-80.0%	-4
	Show Cause	SC	1	↔		-
	<b>Total</b>			<b>1,630</b>	▲	<b>20.5%</b>
<b>Civil</b>	Warrant in Debt	WD	139	▲	+18.8%	+22
	Garnishment	GA	69	▲	+15.0%	+9
	Other	OT	25	▲	+127.3%	+14
	Unlawful Detainer	UD	20	▼	-51.2%	-21
	Preliminary Protective Order	PP	18	▲	+100.0%	+9
	Protective Order	PO	12	▲	+33.3%	+3
	Admin License	AL	7	▲	+16.7%	+1
	Detinue	DT	5	▲	+150.0%	+3
	Bond Forfeiture	BF	4	▼	-71.4%	-10
	Abstract	AJ	2	▲	-	+2
	Counter Claim	CC	2	▲	-	+2
	Impoundment	IM	1	▲	-	+1
	Petition-Restore Arms	PR	1	▲	-	+1
	Capias	CA	0	▼	-100.0%	-2
	Interrogatory	IN	0	▼	-100.0%	-2
	Motion for Judgment	MJ	0	▼	-100.0%	-1
	Overweight	OC	0	▼	-100.0%	-16
	Show Cause	SC	0	▼	-100.0%	-3
<b>Total</b>			<b>305</b>	▲	<b>4.1%</b>	<b>+12</b>
<b>Civil Commitments</b>	Temporary Detention Order	TD	15	▼	-42.3%	-11
	Emergency Custody Order	EC	2	▼	-80.0%	-8
	<b>Total</b>		<b>17</b>	▼	<b>-52.8%</b>	<b>-19</b>
<b>GRAND TOTAL</b>			<b>2,283</b>	▲	13.4%	+269

Dispositions by Major Case Category\*\*

Category	Summary	Change	% Change	Absolute Change
Felony	109	▲	+18.5%	+17
Garnishment	69	▼	+11.3%	+7
General Civil	146	▲	+21.7%	+26
Infraction/Civil Violation	1,310	▼	+23.4%	+248
Landlord /Tenant	20	▼	-51.2%	-21
Misdemeanor	511	▲	+4.5%	+22
Other	88	▲	-32.3%	-42
Protective Orders	30	▲	+66.7%	+12
<b>GRAND TOTAL</b>	<b>2,283</b>	▲	13.4%	+269

\* Compared to same time period as previous year  
 9/12/2024 1:08:16PM

\*\* Case Type Categories are defined in the 2017 Virginia Judicial Workload Assessment  
 Source: SCV-SQL-Information





2024 Overall GRAND TOTAL		Distribution of Caseload			Change*		Percentage (%) of Caseload		
<b>10,236</b>	+339 3.4%	<b>Criminal</b>	2,770	27%	2.9% ▲	+77	<b>Criminal</b>	2023 27.2%	2024 27.1%
2024	↑	<b>Traffic</b>	3,458	34%	11.9% ▲	+369	<b>Traffic</b>	31.2%	33.8%
2023		<b>Civil</b>	3,188	31%	-4.8% ▼	-161	<b>Civil</b>	33.8%	31.1%
		<b>Civil Commitments</b>	820	8%	7.0% ▲	+54	<b>Civil Commitments</b>	7.7%	8.0%
		<b>GRAND TOTAL</b>	<b>10,236</b>	100%	3.4% ▲	+339	<b>GRAND TOTAL</b>	100%	100%

**Dispositions by Division & Code**

Division	Case Type Description	Code	Summary	Change	% Change	Absolute Change
<b>Criminal</b>	Misdemeanor	M	1,706	▲	+2.2%	+37
	Felony	F	665	▲	+5.7%	+36
	Capias	CA	292	▲	+8.1%	+22
	Show Cause	SC	57	▼	-25.0%	-19
	Civil Violation	CV	46	▲	+24.3%	+9
	Motion	MO	2	▲	+100.0%	+1
	Restricted Operators License	RL	2	▼	-81.8%	-9
	<b>Total</b>			<b>2,770</b>	<b>▲</b>	<b>2.9%</b>
<b>Traffic</b>	Infraction	I	2,468	▲	+14.5%	+313
	Misdemeanor	M	924	▲	+9.3%	+79
	Capias	CA	42	▼	-25.0%	-14
	Felony	F	18	▼	-10.0%	-2
	Civil Violation	CV	2	▲	-	+2
	Restricted Operators License	RL	2	▼	-75.0%	-6
	Other	O	1	▲	-	+1
	Show Cause	SC	1	▼	-80.0%	-4
<b>Total</b>			<b>3,458</b>	<b>▲</b>	<b>11.9%</b>	<b>+369</b>
<b>Civil</b>	Warrant in Debt	WD	1,011	▲	+18.4%	+157
	Unlawful Detainer	UD	831	▼	-5.7%	-50
	Garnishment	GA	629	▼	-10.1%	-71
	Detinue	DT	274	▼	-41.8%	-197
	Other	OT	210	▼	-3.2%	-7
	Protective Order	PO	82	▲	+32.3%	+20
	Preliminary Protective Order	PP	74	▲	+15.6%	+10
	Admin License	AL	37	▼	-5.1%	-2
	Bond Forfeiture	BF	18	▼	-18.2%	-4
	Impoundment	IM	7	▲	+75.0%	+3
	Tenants Assertion	TA	7	▲	+16.7%	+1
	Abstract	AJ	2	▼	-81.8%	-9
	Interrogatory	IN	2	▼	-33.3%	-1
	Motion for Judgment	MJ	2	↔	-	-
	Counter Claim	CC	1	▼	-66.7%	-2
	Petition-Restore Arms	PR	1	▼	-80.0%	-4
Mechanic's Lien	ML	0	▼	-100.0%	-1	
Show Cause	SC	0	▼	-100.0%	-4	
<b>Total</b>			<b>3,188</b>	<b>▼</b>	<b>-4.8%</b>	<b>-161</b>
<b>Civil Commitments</b>	Mental Commitment	MC	389	▲	+11.8%	+41
	Temporary Detention Order	TD	180	▲	+16.9%	+26
	Other	OT	168	▲	+17.5%	+25
	Emergency Custody Order	EC	77	▼	-30.0%	-33
	Petition	PT	5	▼	-28.6%	-2
	Medical Emergency Temporary Detention Order	MT	1	▼	-66.7%	-2
	Medical Emergency Custody Order	ME	0	▼	-100.0%	-1
<b>Total</b>			<b>820</b>	<b>▲</b>	<b>7.0%</b>	<b>+54</b>
<b>GRAND TOTAL</b>			<b>10,236</b>	<b>▲</b>	<b>3.4%</b>	<b>+339</b>

\* Compared to same time period as previous year  
 9/12/2024 1:08:16PM

\*\* Case Type Categories are defined in the 2017 Virginia Judicial Workload Assessment  
 Source: SCV-SQL-Information

**Dispositions by Major Case Category\*\***

Category	Summary	Change	% Change	Absolute Change
Felony	683	▼	+5.2%	+34
Garnishment	631	▼	-10.2%	-72
General Civil	1,293	▼	-3.5%	-47
Infraction/Civil Violation	2,517	▲	+14.8%	+325
Involuntary Civil Commitments	173	▼	+15.3%	+23
Landlord /Tenant	838	▲	-5.5%	-49
Misdemeanor	2,634	▼	+4.0%	+101
Other	1,311	▼	-0.5%	-6
Protective Orders	156	▲	+23.8%	+30
<b>GRAND TOTAL</b>	<b>10,236</b>	▲	3.4%	+339

\* Compared to same time period as previous year  
 9/12/2024 1:08:16PM

\*\* Case Type Categories are defined in the 2017 Virginia Judicial Workload Assessment  
 Source: SCV-SQL-Information

2024 Overall GRAND TOTAL		Distribution of Caseload			Change*		Percentage (%) of Caseload		
<b>8,343</b>	+1,594 23.6%	<b>Criminal</b>	1,407	17%	21.3% ▲	+247	<b>Criminal</b>	2023 17.2%	2024 16.9%
2024		<b>Traffic</b>	5,099	61%	27.7% ▲	+1,105	<b>Traffic</b>	59.2%	61.1%
2023		<b>Civil</b>	1,699	20%	18.1% ▲	+260	<b>Civil</b>	21.3%	20.4%
		<b>Civil Commitments</b>	138	2%	-11.5% ▼	-18	<b>Civil Commitments</b>	2.3%	1.7%
		<b>GRAND TOTAL</b>	<b>8,343</b>	100%	23.6% ▲	+1,594	<b>GRAND TOTAL</b>	100%	100%

**Dispositions by Division & Code**

Division	Case Type Description	Code	Summary	Change	% Change	Absolute Change
<b>Criminal</b>	Misdemeanor	M	906	▲	+25.5%	+184
	Felony	F	296	▲	+6.1%	+17
	Capias	CA	120	▲	+16.5%	+17
	Civil Violation	CV	46	▲	+119.0%	+25
	Show Cause	SC	39	▲	+11.4%	+4
	<b>Total</b>			<b>1,407</b>	<b>▲</b>	<b>21.3%</b>
<b>Traffic</b>	Infraction	I	4,278	▲	+30.3%	+994
	Misdemeanor	M	759	▲	+18.6%	+119
	Capias	CA	45	↔	-	-
	Felony	F	12	▼	-42.9%	-9
	Civil Violation	CV	3	▼	-25.0%	-1
	Show Cause	SC	2	▲	-	+2
<b>Total</b>			<b>5,099</b>	<b>▲</b>	<b>27.7%</b>	<b>+1,105</b>
<b>Civil</b>	Warrant in Debt	WD	748	▲	+34.8%	+193
	Garnishment	GA	451	▲	+7.1%	+30
	Unlawful Detainer	UD	143	▼	-23.9%	-45
	Other	OT	101	▼	+34.7%	+26
	Detinue	DT	48	▲	+9.1%	+4
	Preliminary Protective Order	PP	48	▲	+84.6%	+22
	Admin License	AL	46	▲	+12.2%	+5
	Interrogatory	IN	28	▲	+3.7%	+1
	Bond Forfeiture	BF	20	▲	+33.3%	+5
	Impoundment	IM	20	▲	+53.8%	+7
	Show Cause	SC	18	▲	+63.6%	+7
	Abstract	AJ	12	▲	+200.0%	+8
	Protective Order	PO	8	▼	-11.1%	-1
	Counter Claim	CC	3	↔	-	-
	Petition-Restore Arms	PR	3	▲	+50.0%	+1
	Motion for Judgment	MJ	1	▲	-	+1
Tenants Assertion	TA	1	▼	-80.0%	-4	
<b>Total</b>			<b>1,699</b>	<b>▲</b>	<b>18.1%</b>	<b>+260</b>
<b>Civil Commitments</b>	Temporary Detention Order	TD	81	↔	-	-
	Emergency Custody Order	EC	52	▼	-13.3%	-8
	Mental Commitment	MC	4	▼	-71.4%	-10
	Medical Emergency Temporary Detention Order	MT	1	▲	-	+1
	Petition	PT	0	▼	-100.0%	-1
<b>Total</b>			<b>138</b>	<b>▼</b>	<b>-11.5%</b>	<b>-18</b>
<b>GRAND TOTAL</b>			<b>8,343</b>	<b>▲</b>	<b>23.6%</b>	<b>+1,594</b>

**Dispositions by Major Case Category\*\***

Category	Summary	Change	% Change	Absolute Change
Felony	308	▼	+2.7%	+8
Garnishment	479	▲	+6.9%	+31
General Civil	802	▲	+32.6%	+197
Infraction/Civil Violation	4,327	▲	+30.8%	+1,018
Involuntary Civil Commitments	0	▼	-100.0%	-1
Landlord /Tenant	144	▼	-25.4%	-49
Misdemeanor	1,665	▲	+22.2%	+303

\* Compared to same time period as previous year  
 9/12/2024 1:08:16PM

\*\* Case Type Categories are defined in the 2017 Virginia Judicial Workload Assessment  
 Source: SCV-SQL-Information

**CPSS - GCMS CASELOAD STATISTICS OF THE GENERAL DISTRICT COURTS**  
January 2024 thru August 2024 Dispositions (Compared to January 2023 thru August 2023)

Other	562	▲	+13.3%	+66
Protective Orders	56	▲	+60.0%	+21
<b>GRAND TOTAL</b>	<b>8,343</b>	▲	23.6%	+1,594

\* Compared to same time period as previous year  
9/12/2024 1:08:16PM

\*\* Case Type Categories are defined in the 2017 Virginia Judicial Workload Assessment  
Source: SCV-SQL-Information

2024 Overall GRAND TOTAL		Distribution of Caseload			Change*		Percentage (%) of Caseload		
<b>7,944</b>	+1,205 17.9%	<b>Criminal</b>	625	8%	1.1% ▲	+7	<b>Criminal</b>	2023 9.2%	2024 7.9%
2024		<b>Traffic</b>	5,285	67%	25.4% ▲	+1,071	<b>Traffic</b>	62.5%	66.5%
2023		<b>Civil</b>	1,895	24%	6.7% ▲	+119	<b>Civil</b>	26.4%	23.9%
		<b>Civil Commitments</b>	139	2%	6.1% ▲	+8	<b>Civil Commitments</b>	1.9%	1.7%
		<b>GRAND TOTAL</b>	<b>7,944</b>	100%	17.9% ▲	+1,205	<b>GRAND TOTAL</b>	100%	100%

Dispositions by Division & Code

Division	Case Type Description	Code	Summary	Change	% Change	Absolute Change
<b>Criminal</b>	Misdemeanor	M	416	▲	+6.4%	+25
	Felony	F	127	▼	-1.6%	-2
	Capias	CA	50	▲	+2.0%	+1
	Civil Violation	CV	16	▼	-38.5%	-10
	Show Cause	SC	16	▼	-30.4%	-7
	<b>Total</b>			<b>625</b>	<b>▲</b>	<b>1.1%</b>
<b>Traffic</b>	Infraction	I	4,415	▲	+24.4%	+865
	Misdemeanor	M	847	▲	+35.1%	+220
	Capias	CA	12	▼	-52.0%	-13
	Felony	F	8	↔		-
	Show Cause	SC	2	▼	-50.0%	-2
	Civil Violation	CV	1	▲	-	+1
	<b>Total</b>			<b>5,285</b>	<b>▲</b>	<b>25.4%</b>
<b>Civil</b>	Warrant in Debt	WD	1,000	▲	+17.4%	+148
	Garnishment	GA	508	▲	+4.5%	+22
	Unlawful Detainer	UD	181	▼	-20.3%	-46
	Other	OT	79	▲	-2.5%	-2
	Preliminary Protective Order	PP	25	▼	-3.8%	-1
	Abstract	AJ	20	▼	-25.9%	-7
	Admin License	AL	13	▼	-13.3%	-2
	Detinue	DT	12	▲	+33.3%	+3
	Interrogatory	IN	12	▲	+9.1%	+1
	Impoundment	IM	10	▲	+150.0%	+6
	Protective Order	PO	9	▼	-35.7%	-5
	Show Cause	SC	9	▲	+125.0%	+5
	Bond Forfeiture	BF	8	▲	+14.3%	+1
	Counter Claim	CC	3	▲	+200.0%	+2
	Tenants Assertion	TA	3	↔		-
	Motion for Judgment	MJ	1	↔		-
	Overweight	OC	1	▼	-50.0%	-1
	Third Party Claim	TH	1	▲	-	+1
	Petition-Restore Arms	PR	0	▼	-100.0%	-6
<b>Total</b>			<b>1,895</b>	<b>▲</b>	<b>6.7%</b>	<b>+119</b>
<b>Civil Commitments</b>	Temporary Detention Order	TD	85	▲	+28.8%	+19
	Emergency Custody Order	EC	50	▼	-18.0%	-11
	Mental Commitment	MC	2	↔		-
	Other	OT	1	↔		-
	Petition	PT	1	▲	-	+1
	Medical Emergency Temporary Detention Order	MT	0	▼	-100.0%	-1
<b>Total</b>			<b>139</b>	<b>▲</b>	<b>6.1%</b>	<b>+8</b>
<b>GRAND TOTAL</b>			<b>7,944</b>	<b>▲</b>	<b>17.9%</b>	<b>+1,205</b>

Dispositions by Major Case Category\*\*

Category	Summary	Change	% Change	Absolute Change
Felony	135	▼	-1.5%	-2
Garnishment	520	▲	+4.6%	+23
General Civil	1,020	▲	+17.0%	+148
Infraction/Civil Violation	4,433	▲	+23.9%	+855

\* Compared to same time period as previous year  
 9/12/2024 1:08:16PM

\*\* Case Type Categories are defined in the 2017 Virginia Judicial Workload Assessment  
 Source: SCV-SQL-Information

**CPSS - GCMS CASELOAD STATISTICS OF THE GENERAL DISTRICT COURTS**  
 January 2024 thru August 2024 Dispositions (Compared to January 2023 thru August 2023)

Involuntary Civil Commitments	2	▲	+100.0%	+1
Landlord /Tenant	184	▼	-20.0%	-46
Misdemeanor	1,263	▲	+24.1%	+245
Other	353	▲	-3.6%	-13
Protective Orders	34	▼	-15.0%	-6
<b>GRAND TOTAL</b>	<b>7,944</b>	▲	17.9%	+1,205

\* Compared to same time period as previous year  
 9/12/2024 1:08:16PM

\*\* Case Type Categories are defined in the 2017 Virginia Judicial Workload Assessment  
 Source: SCV-SQL-Information

2024 Overall GRAND TOTAL		Distribution of Caseload			Change*		Percentage (%) of Caseload		
<b>21,853</b>	+645 3.0%	<b>Criminal</b>	3,158	14%	-1.3% ▼	-42	<b>Criminal</b>	2023 15.1%	2024 14.5%
2024	↑	<b>Traffic</b>	10,429	48%	7.6% ▲	+733	<b>Traffic</b>	45.7%	47.7%
2023		<b>Civil</b>	7,332	34%	-0.5% ▼	-34	<b>Civil</b>	34.7%	33.6%
		<b>Civil Commitments</b>	934	4%	-1.3% ▼	-12	<b>Civil Commitments</b>	4.5%	4.3%
		<b>GRAND TOTAL</b>	<b>21,853</b>	100%	3.0% ▲	+645	<b>GRAND TOTAL</b>	100%	100%

**Dispositions by Division & Code**

Division	Case Type Description	Code	Summary	Change	% Change	Absolute Change
<b>Criminal</b>	Misdemeanor	M	2,227	▲	+2.6%	+56
	Felony	F	764	▼	-8.4%	-70
	Capias	CA	81	▲	+6.6%	+5
	Show Cause	SC	71	▼	-13.4%	-11
	Civil Violation	CV	13	▼	-55.2%	-16
	Motion	MO	1	▼	-85.7%	-6
	Restricted Operators License	RL	1	↔		-
	<b>Total</b>			<b>3,158</b>	▼	<b>-1.3%</b>
<b>Traffic</b>	Infraction	I	7,792	▲	+5.1%	+378
	Misdemeanor	M	2,451	▲	+17.9%	+373
	Felony	F	82	▲	+6.5%	+5
	Show Cause	SC	44	▼	-17.0%	-9
	Civil Violation	CV	26	▼	-13.3%	-4
	Capias	CA	15	▲	+36.4%	+4
	Motion	MO	12	↔		-
	Restricted Operators License	RL	6	▼	-70.0%	-14
	Other	O	1	↔		-
<b>Total</b>			<b>10,429</b>	▲	<b>7.6%</b>	<b>+733</b>
<b>Civil</b>	Warrant in Debt	WD	2,393	▲	+3.6%	+83
	Unlawful Detainer	UD	1,924	▲	+11.3%	+195
	Garnishment	GA	1,579	▼	-10.9%	-194
	Other	OT	319	▼	-20.6%	-83
	Detinue	DT	263	▼	-25.9%	-92
	Preliminary Protective Order	PP	219	▼	-10.6%	-26
	Protective Order	PO	199	▲	+51.9%	+68
	Interrogatory	IN	143	▲	+47.4%	+46
	Show Cause	SC	89	▼	-5.3%	-5
	Admin License	AL	62	▲	+24.0%	+12
	Bond Forfeiture	BF	45	▼	-28.6%	-18
	Tenants Assertion	TA	33	↔		-
	Abstract	AJ	30	▼	-28.6%	-12
	Counter Claim	CC	16	▲	+100.0%	+8
	Impoundment	IM	8	▼	-60.0%	-12
	Capias	CA	4	▼	-60.0%	-6
	Motion for Judgment	MJ	3	↔		-
Petition-Restore Arms	PR	3	▲	+200.0%	+2	
<b>Total</b>			<b>7,332</b>	▼	<b>-0.5%</b>	<b>-34</b>
<b>Civil Commitments</b>	Temporary Detention Order	TD	495	▲	+16.5%	+70
	Mental Commitment	MC	204	▼	-10.9%	-25
	Emergency Custody Order	EC	112	▼	-28.2%	-44
	Medical Emergency Temporary Detention Order	MT	87	▼	-12.1%	-12
	Other	OT	36	▼	-2.7%	-1
<b>Total</b>			<b>934</b>	▼	<b>-1.3%</b>	<b>-12</b>
<b>GRAND TOTAL</b>			<b>21,853</b>	▲	3.0%	+645

\* Compared to same time period as previous year  
 9/12/2024 1:08:16PM

\*\* Case Type Categories are defined in the 2017 Virginia Judicial Workload Assessment  
 Source: SCV-SQL-Information

**Dispositions by Major Case Category\*\***

Category	Summary	Change	% Change	Absolute Change
Felony	846	▼	-7.1%	-65
Garnishment	1,722	▲	-7.9%	-148
General Civil	2,687	▲	-0.2%	-6
Infraction/Civil Violation	7,832	▼	+4.8%	+358
Involuntary Civil Commitments	36	▼	-2.7%	-1
Landlord /Tenant	1,957	▲	+11.1%	+195
Misdemeanor	4,685	▼	+9.7%	+415
Other	1,670	▼	-8.0%	-145
Protective Orders	418	▲	+11.2%	+42
<b>GRAND TOTAL</b>	<b>21,853</b>	▲	3.0%	+645

\* Compared to same time period as previous year  
 9/12/2024 1:08:16PM

\*\* Case Type Categories are defined in the 2017 Virginia Judicial Workload Assessment  
 Source: SCV-SQL-Information



2024 Overall GRAND TOTAL		Distribution of Caseload			Change*		Percentage (%) of Caseload		
<b>17,670</b>	+2,461 16.2%	<b>Criminal</b>	2,004	11%	11.2% ▲	+202	<b>Criminal</b>	2023 11.8%	2024 11.3%
2024		<b>Traffic</b>	11,993	68%	18.3% ▲	+1,852	<b>Traffic</b>	66.7%	67.9%
2023		<b>Civil</b>	2,914	16%	13.4% ▲	+344	<b>Civil</b>	16.9%	16.5%
		<b>Civil Commitments</b>	759	4%	9.1% ▲	+63	<b>Civil Commitments</b>	4.6%	4.3%
		<b>GRAND TOTAL</b>	<b>17,670</b>	100%	16.2% ▲	+2,461	<b>GRAND TOTAL</b>	100%	100%

Dispositions by Division & Code

Division	Case Type Description	Code	Summary	Change	% Change	Absolute Change
<b>Criminal</b>	Misdemeanor	M	1,333	▲	+15.2%	+176
	Felony	F	486	▲	+0.4%	+2
	Capias	CA	118	▲	+32.6%	+29
	Show Cause	SC	56	▲	+21.7%	+10
	Civil Violation	CV	11	▼	-57.7%	-15
	<b>Total</b>			<b>2,004</b>	<b>▲</b>	<b>11.2%</b>
<b>Traffic</b>	Infraction	I	9,074	▲	+17.5%	+1,350
	Misdemeanor	M	2,687	▲	+21.5%	+475
	Capias	CA	88	▲	+66.0%	+35
	Show Cause	SC	70	▼	-13.6%	-11
	Civil Violation	CV	39	▲	+39.3%	+11
	Felony	F	27	▼	-22.9%	-8
	Restricted Operators License	RL	8	↔		-
	<b>Total</b>			<b>11,993</b>	<b>▲</b>	<b>18.3%</b>
<b>Civil</b>	Warrant in Debt	WD	1,228	▲	+29.8%	+282
	Garnishment	GA	652	▲	+10.5%	+62
	Unlawful Detainer	UD	531	▲	+4.1%	+21
	Other	OT	103	▲	+14.4%	+13
	Admin License	AL	80	▼	-18.4%	-18
	Preliminary Protective Order	PP	71	▲	+36.5%	+19
	Interrogatory	IN	54	▲	+17.4%	+8
	Protective Order	PO	53	▲	+1.9%	+1
	Bond Forfeiture	BF	43	▼	-28.3%	-17
	Show Cause	SC	29	▼	-27.5%	-11
	Abstract	AJ	25	▲	+47.1%	+8
	Impoundment	IM	17	▼	-58.5%	-24
	Detinue	DT	10	▲	+11.1%	+1
	Counter Claim	CC	7	▲	+75.0%	+3
	Tenants Assertion	TA	5	▼	-28.6%	-2
	Petition-Restore Arms	PR	2	▼	-33.3%	-1
	Third Party Claim	TH	2	▲	-	+2
	Cross Claim	CR	1	▲	-	+1
	Motion for Judgment	MJ	1	▼	-50.0%	-1
	Capias	CA	0	▼	-100.0%	-1
	Overweight	OC	0	▼	-100.0%	-2
<b>Total</b>			<b>2,914</b>	<b>▲</b>	<b>13.4%</b>	<b>+344</b>
<b>Civil Commitments</b>	Mental Commitment	MC	425	▼	-3.4%	-15
	Temporary Detention Order	TD	167	▲	+47.8%	+54
	Other	OT	111	▲	+27.6%	+24
	Emergency Custody Order	EC	56	↔		-
	<b>Total</b>			<b>759</b>	<b>▲</b>	<b>9.1%</b>
<b>GRAND TOTAL</b>			<b>17,670</b>	<b>▲</b>	<b>16.2%</b>	<b>+2,461</b>

Dispositions by Major Case Category\*\*

Category	Summary	Change	% Change	Absolute Change
Felony	513	▼	-1.2%	-6
Garnishment	706	▲	+11.0%	+70
General Civil	1,255	▼	+28.7%	+280

**CPSS - GCMS CASELOAD STATISTICS OF THE GENERAL DISTRICT COURTS**  
 January 2024 thru August 2024 Dispositions (Compared to January 2023 thru August 2023)

Infraction/Civil Violation	9,124	▼	+17.3%	+1,344
Involuntary Civil Commitments	111	▲	+27.6%	+24
Landlord /Tenant	536	▼	+3.7%	+19
Misdemeanor	4,028	▲	+19.3%	+651
Other	1,273	▲	+4.9%	+59
Protective Orders	124	▲	+19.2%	+20
<b>GRAND TOTAL</b>	<b>17,670</b>	▲	16.2%	+2,461

\* Compared to same time period as previous year  
 9/12/2024 1:08:16PM

\*\* Case Type Categories are defined in the 2017 Virginia Judicial Workload Assessment  
 Source: SCV-SQL-Information

2024 Overall GRAND TOTAL		Distribution of Caseload			Change*		Percentage (%) of Caseload		
<b>6,029</b>	+580 10.6%	<b>Criminal</b>	1,101	18%	17.6% ▲	+165	<b>Criminal</b>	2023 17.2%	2024 18.3%
2024		<b>Traffic</b>	3,168	53%	11.0% ▲	+314	<b>Traffic</b>	52.4%	52.5%
2023		<b>Civil</b>	1,236	21%	13.3% ▲	+145	<b>Civil</b>	20.0%	20.5%
		<b>Civil Commitments</b>	524	9%	-7.7% ▼	-44	<b>Civil Commitments</b>	10.4%	8.7%
		<b>GRAND TOTAL</b>	<b>6,029</b>	100%	10.6% ▲	+580	<b>GRAND TOTAL</b>	100%	100%

**Dispositions by Division & Code**

Division	Case Type Description	Code	Summary	Change	% Change	Absolute Change
<b>Criminal</b>	Misdemeanor	M	746	▲	+23.7%	+143
	Felony	F	222	▲	+9.4%	+19
	Capias	CA	59	▲	+3.5%	+2
	Show Cause	SC	47	▼	-4.1%	-2
	Civil Violation	CV	27	▲	+12.5%	+3
	<b>Total</b>			<b>1,101</b>	<b>▲</b>	<b>17.6%</b>
<b>Traffic</b>	Infraction	I	2,496	▲	+7.1%	+165
	Misdemeanor	M	631	▲	+34.5%	+162
	Show Cause	SC	21	▼	-36.4%	-12
	Felony	F	11	▲	+57.1%	+4
	Capias	CA	9	▼	-25.0%	-3
	Civil Violation	CV	0	▼	-100.0%	-1
	Restricted Operators License	RL	0	▼	-100.0%	-1
	<b>Total</b>			<b>3,168</b>	<b>▲</b>	<b>11.0%</b>
<b>Civil</b>	Warrant in Debt	WD	448	▲	+31.8%	+108
	Unlawful Detainer	UD	284	▼	-7.2%	-22
	Garnishment	GA	225	▲	+5.6%	+12
	Admin License	AL	60	▲	+114.3%	+32
	Other	OT	56	▲	-3.4%	-2
	Detinue	DT	45	▼	-18.2%	-10
	Interrogatory	IN	25	▲	+78.6%	+11
	Preliminary Protective Order	PP	23	▲	+15.0%	+3
	Show Cause	SC	21	▲	+90.9%	+10
	Protective Order	PO	17	▼	-5.6%	-1
	Impoundment	IM	14	▲	+180.0%	+9
	Abstract	AJ	10	▼	-16.7%	-2
	Bond Forfeiture	BF	4	↔		-
	Petition-Restore Arms	PR	2	↔		-
	Motion for Judgment	MJ	1	▲	-	+1
	Tenants Assertion	TA	1	▼	-75.0%	-3
	Capias	CA	0	▼	-100.0%	-1
<b>Total</b>			<b>1,236</b>	<b>▲</b>	<b>13.3%</b>	<b>+145</b>
<b>Civil Commitments</b>	Mental Commitment	MC	330	▼	-3.8%	-13
	Temporary Detention Order	TD	126	▼	-20.8%	-33
	Emergency Custody Order	EC	33	▲	+3.1%	+1
	Other	OT	22	▲	+4.8%	+1
	Medical Emergency Temporary Detention Order	MT	13	↔		-
<b>Total</b>			<b>524</b>	<b>▼</b>	<b>-7.7%</b>	<b>-44</b>
<b>GRAND TOTAL</b>			<b>6,029</b>	<b>▲</b>	<b>10.6%</b>	<b>+580</b>

**Dispositions by Major Case Category\*\***

Category	Summary	Change	% Change	Absolute Change
Felony	233	▲	+11.0%	+23
Garnishment	250	▲	+10.1%	+23
General Civil	501	▲	+24.9%	+100
Infraction/Civil Violation	2,523	▼	+7.1%	+167
Involuntary Civil Commitments	22	▲	+4.8%	+1
Landlord /Tenant	285	▼	-8.1%	-25

\* Compared to same time period as previous year  
 9/12/2024 1:08:16PM

\*\* Case Type Categories are defined in the 2017 Virginia Judicial Workload Assessment  
 Source: SCV-SQL-Information

**CPSS - GCMS CASELOAD STATISTICS OF THE GENERAL DISTRICT COURTS**  
 January 2024 thru August 2024 Dispositions (Compared to January 2023 thru August 2023)

Misdemeanor	1,377	▼	+28.3%	+304
Other	798	▲	-1.8%	-15
Protective Orders	40	▲	+5.3%	+2
<b>GRAND TOTAL</b>	<b>6,029</b>	▲	10.6%	+580

\* Compared to same time period as previous year  
 9/12/2024 1:08:16PM

\*\* Case Type Categories are defined in the 2017 Virginia Judicial Workload Assessment  
 Source: SCV-SQL-Information

2024 Overall GRAND TOTAL		Distribution of Caseload			Change*		Percentage (%) of Caseload		
<b>6,995</b>	+1,671 31.4%	<b>Criminal</b>	764	11%	-9.2% ▼	-77	<b>Criminal</b>	2023 15.8%	2024 10.9%
2024		<b>Traffic</b>	4,990	71%	53.5% ▲	+1,739	<b>Traffic</b>	61.1%	71.3%
2023		<b>Civil</b>	1,173	17%	1.4% ▲	+16	<b>Civil</b>	21.7%	16.8%
		<b>Civil Commitments</b>	68	1%	-9.3% ▼	-7	<b>Civil Commitments</b>	1.4%	1.0%
		<b>GRAND TOTAL</b>	<b>6,995</b>	100%	31.4% ▲	+1,671	<b>GRAND TOTAL</b>	100%	100%

**Dispositions by Division & Code**

Division	Case Type Description	Code	Summary	Change	% Change	Absolute Change
<b>Criminal</b>	Misdemeanor	M	412	▼	-5.3%	-23
	Felony	F	190	▼	-14.0%	-31
	Show Cause	SC	89	▲	+8.5%	+7
	Capias	CA	65	▼	-25.3%	-22
	Motion	MO	4	▼	-66.7%	-8
	Civil Violation	CV	3	▼	-25.0%	-1
	Restricted Operators License	RL	1	▲	-	+1
	<b>Total</b>			<b>764</b>	▼	<b>-9.2%</b>
<b>Traffic</b>	Infraction	I	4,120	▲	+53.3%	+1,432
	Misdemeanor	M	787	▲	+69.6%	+323
	Show Cause	SC	32	▼	-20.0%	-8
	Capias	CA	30	▼	-11.8%	-4
	Felony	F	9	▲	+28.6%	+2
	Civil Violation	CV	7	▼	-30.0%	-3
	Motion	MO	5	▼	-37.5%	-3
<b>Total</b>			<b>4,990</b>	▲	<b>53.5%</b>	<b>+1,739</b>
<b>Civil</b>	Warrant in Debt	WD	518	▲	+51.5%	+176
	Garnishment	GA	291	▼	-12.6%	-42
	Unlawful Detainer	UD	137	▼	-35.1%	-74
	Other	OT	56	▼	-17.6%	-12
	Preliminary Protective Order	PP	33	▲	+3.1%	+1
	Interrogatory	IN	31	▲	+14.8%	+4
	Detinue	DT	25	▼	-16.7%	-5
	Protective Order	PO	24	▲	+9.1%	+2
	Admin License	AL	22	▼	-40.5%	-15
	Show Cause	SC	19	▲	+46.2%	+6
	Abstract	AJ	6	▼	-50.0%	-6
	Bond Forfeiture	BF	3	▼	-82.4%	-14
	Motion for Judgment	MJ	3	▲	+200.0%	+2
	Capias	CA	2	▼	-60.0%	-3
	Impoundment	IM	2	▼	-60.0%	-3
Tenants Assertion	TA	1	↔	-	-	
Petition-Restore Arms	PR	0	▼	-100.0%	-1	
<b>Total</b>			<b>1,173</b>	▲	<b>1.4%</b>	<b>+16</b>
<b>Civil Commitments</b>	Temporary Detention Order	TD	53	▼	-20.9%	-14
	Emergency Custody Order	EC	15	▲	+87.5%	+7
	<b>Total</b>			<b>68</b>	▼	<b>-9.3%</b>
<b>GRAND TOTAL</b>			<b>6,995</b>	▲	31.4%	+1,671

**Dispositions by Major Case Category\*\***

Category	Summary	Change	% Change	Absolute Change
Felony	199	▲	-12.7%	-29
Garnishment	322	▲	-10.6%	-38
General Civil	558	▲	+44.9%	+173
Infraction/Civil Violation	4,130	▼	+52.8%	+1,428
Landlord /Tenant	138	▼	-34.9%	-74
Misdemeanor	1,200	▲	+33.5%	+301
Other	391	▼	-19.2%	-93

\* Compared to same time period as previous year  
 9/12/2024 1:08:16PM

\*\* Case Type Categories are defined in the 2017 Virginia Judicial Workload Assessment  
 Source: SCV-SQL-Information

**CPSS - GCMS CASELOAD STATISTICS OF THE GENERAL DISTRICT COURTS**  
January 2024 thru August 2024 Dispositions (Compared to January 2023 thru August 2023)

---

Protective Orders	57	▲	+5.6%	+3
<b>GRAND TOTAL</b>	<b>6,995</b>	▲	31.4%	+1,671

---

\* Compared to same time period as previous year  
9/12/2024 1:08:16PM

\*\* Case Type Categories are defined in the 2017 Virginia Judicial Workload Assessment  
Source: SCV-SQL-Information

2024 Overall GRAND TOTAL		Distribution of Caseload			Change*		Percentage (%) of Caseload		
<b>7,044</b>	+349 5.2%	<b>Criminal</b>	1,464	21%	3.5% ▲	+49	<b>Criminal</b>	2023 21.1%	2024 20.8%
2024	↑	<b>Traffic</b>	3,210	46%	-2.9% ▼	-96	<b>Traffic</b>	49.4%	45.6%
2023		<b>Civil</b>	2,240	32%	19.2% ▲	+361	<b>Civil</b>	28.1%	31.8%
		<b>Civil Commitments</b>	130	2%	36.8% ▲	+35	<b>Civil Commitments</b>	1.4%	1.8%
		<b>GRAND TOTAL</b>	<b>7,044</b>	100%	5.2% ▲	+349	<b>GRAND TOTAL</b>	100%	100%

**Dispositions by Division & Code**

Division	Case Type Description	Code	Summary	Change	% Change	Absolute Change
<b>Criminal</b>	Misdemeanor	M	802	▲	+3.2%	+25
	Felony	F	391	▲	+27.8%	+85
	Capias	CA	128	▲	+6.7%	+8
	Show Cause	SC	117	▼	-15.2%	-21
	Civil Violation	CV	26	▼	-64.9%	-48
	<b>Total</b>			<b>1,464</b>	<b>▲</b>	<b>3.5%</b>
<b>Traffic</b>	Infraction	I	2,346	▼	-4.3%	-106
	Misdemeanor	M	603	▲	+2.9%	+17
	Show Cause	SC	132	↔		-
	Capias	CA	115	▼	-1.7%	-2
	Felony	F	13	▼	-27.8%	-5
	Restricted Operators License	RL	1	▲	-	+1
	Civil Violation	CV	0	▼	-100.0%	-1
	<b>Total</b>			<b>3,210</b>	<b>▼</b>	<b>-2.9%</b>
<b>Civil</b>	Warrant in Debt	WD	1,096	▲	+43.1%	+330
	Garnishment	GA	537	▲	+29.4%	+122
	Unlawful Detainer	UD	163	▼	-17.3%	-34
	Other	OT	100	▼	-21.9%	-28
	Preliminary Protective Order	PP	92	▲	+12.2%	+10
	Protective Order	PO	73	▲	+15.9%	+10
	Impoundment	IM	51	▲	+64.5%	+20
	Interrogatory	IN	37	▼	-21.3%	-10
	Detinue	DT	33	▼	-28.3%	-13
	Admin License	AL	19	▼	-38.7%	-12
	Abstract	AJ	14	▼	-26.3%	-5
	Show Cause	SC	12	▼	-65.7%	-23
	Counter Claim	CC	4	▼	-33.3%	-2
	Tenants Assertion	TA	3	↔		-
	Bond Forfeiture	BF	2	▲	+100.0%	+1
	Capias	CA	2	▼	-50.0%	-2
	Petition-Restore Arms	PR	2	▲	+100.0%	+1
	Overweight	OC	0	▼	-100.0%	-1
	Restricted Operators License	RL	0	▼	-100.0%	-1
	Third Party Claim	TH	0	▼	-100.0%	-2
<b>Total</b>			<b>2,240</b>	<b>▲</b>	<b>19.2%</b>	<b>+361</b>
<b>Civil Commitments</b>	Temporary Detention Order	TD	78	▲	+44.4%	+24
	Emergency Custody Order	EC	52	▲	+30.0%	+12
	Medical Emergency Temporary Detention Order	MT	0	▼	-100.0%	-1
	<b>Total</b>			<b>130</b>	<b>▲</b>	<b>36.8%</b>
<b>GRAND TOTAL</b>			<b>7,044</b>	<b>▲</b>	<b>5.2%</b>	<b>+349</b>

**Dispositions by Major Case Category\*\***

Category	Summary	Change	% Change	Absolute Change
Felony	404	↔	+24.7%	+80
Garnishment	574	▲	+24.2%	+112
General Civil	1,140	▲	+37.0%	+308
Infraction/Civil Violation	2,372	▼	-6.2%	-156
Landlord /Tenant	166	▼	-17.0%	-34

\* Compared to same time period as previous year  
 9/12/2024 1:08:16PM

\*\* Case Type Categories are defined in the 2017 Virginia Judicial Workload Assessment  
 Source: SCV-SQL-Information

**CPSS - GCMS CASELOAD STATISTICS OF THE GENERAL DISTRICT COURTS**  
 January 2024 thru August 2024 Dispositions (Compared to January 2023 thru August 2023)

Misdemeanor	1,406	▲	+3.1%	+42
Other	817	▼	-2.7%	-23
Protective Orders	165	▲	+13.8%	+20
<b>GRAND TOTAL</b>	<b>7,044</b>	▲	5.2%	+349

\* Compared to same time period as previous year  
 9/12/2024 1:08:16PM

\*\* Case Type Categories are defined in the 2017 Virginia Judicial Workload Assessment  
 Source: SCV-SQL-Information



2024 Overall GRAND TOTAL		Distribution of Caseload			Change*		Percentage (%) of Caseload		
<b>7,557</b>	+724 10.6%	<b>Criminal</b>	1,037	14%	2.4% ▲	+24	<b>Criminal</b>	2023 14.8%	2024 13.7%
2024		<b>Traffic</b>	4,112	54%	24.5% ▲	+808	<b>Traffic</b>	48.4%	54.4%
2023		<b>Civil</b>	2,319	31%	-5.2% ▼	-127	<b>Civil</b>	35.8%	30.7%
		<b>Civil Commitments</b>	89	1%	27.1% ▲	+19	<b>Civil Commitments</b>	1.0%	1.2%
		<b>GRAND TOTAL</b>	<b>7,557</b>	100%	10.6% ▲	+724	<b>GRAND TOTAL</b>	100%	100%

Dispositions by Division & Code

Division	Case Type Description	Code	Summary	Change	% Change	Absolute Change
<b>Criminal</b>	Misdemeanor	M	560	▼	-1.2%	-7
	Felony	F	265	▲	+19.9%	+44
	Capias	CA	99	▲	+3.1%	+3
	Show Cause	SC	79	▼	-18.6%	-18
	Civil Violation	CV	23	▲	+109.1%	+12
	Restricted Operators License	RL	11	▼	-45.0%	-9
	Motion	MO	0	▼	-100.0%	-1
	<b>Total</b>			<b>1,037</b>	▲	<b>2.4%</b>
<b>Traffic</b>	Infraction	I	3,343	▲	+24.6%	+659
	Misdemeanor	M	633	▲	+20.3%	+107
	Show Cause	SC	57	▲	+58.3%	+21
	Capias	CA	50	▲	+42.9%	+15
	Felony	F	13	▼	-27.8%	-5
	Civil Violation	CV	10	▲	-	+10
	Restricted Operators License	RL	5	▲	+25.0%	+1
	Motion	MO	1	↔	-	-
<b>Total</b>			<b>4,112</b>	▲	<b>24.5%</b>	<b>+808</b>
<b>Civil</b>	Warrant in Debt	WD	1,183	▼	-3.3%	-41
	Garnishment	GA	405	▲	+14.4%	+51
	Unlawful Detainer	UD	392	▼	-15.9%	-74
	Other	OT	87	▼	-22.3%	-25
	Preliminary Protective Order	PP	62	▼	-23.5%	-19
	Admin License	AL	31	▲	+10.7%	+3
	Detinue	DT	28	▼	-15.2%	-5
	Protective Order	PO	28	▼	-37.8%	-17
	Interrogatory	IN	26	▼	-13.3%	-4
	Impoundment	IM	19	▲	+11.8%	+2
	Bond Forfeiture	BF	16	▲	+6.7%	+1
	Show Cause	SC	15	▼	-6.3%	-1
	Abstract	AJ	14	▼	-6.7%	-1
	Counter Claim	CC	4	▲	+300.0%	+3
	Petition-Restore Arms	PR	3	▲	+50.0%	+1
	Tenants Assertion	TA	3	▼	-25.0%	-1
	Capias	CA	2	▲	+100.0%	+1
	Cross Claim	CR	1	▲	-	+1
	Motion for Judgment	MJ	0	▼	-100.0%	-1
Overweight	OC	0	▼	-100.0%	-1	
<b>Total</b>			<b>2,319</b>	▼	<b>-5.2%</b>	<b>-127</b>
<b>Civil Commitments</b>	Temporary Detention Order	TD	55	▲	+66.7%	+22
	Emergency Custody Order	EC	33	▼	-10.8%	-4
	Medical Emergency Temporary Detention Order	MT	1	▲	-	+1
<b>Total</b>			<b>89</b>	▲	<b>27.1%</b>	<b>+19</b>
<b>GRAND TOTAL</b>			<b>7,557</b>	▲	10.6%	+724

Dispositions by Major Case Category\*\*

Category	Summary	Change	% Change	Absolute Change
Felony	278	▼	+16.3%	+39
Garnishment	431	▲	+12.2%	+47

\* Compared to same time period as previous year  
 9/12/2024 1:08:16PM

\*\* Case Type Categories are defined in the 2017 Virginia Judicial Workload Assessment  
 Source: SCV-SQL-Information

**CPSS - GCMS CASELOAD STATISTICS OF THE GENERAL DISTRICT COURTS**  
 January 2024 thru August 2024 Dispositions (Compared to January 2023 thru August 2023)

General Civil	1,224	▼	-3.5%	-44
Infraction/Civil Violation	3,376	▲	+25.2%	+680
Landlord /Tenant	395	▼	-16.0%	-75
Misdemeanor	1,209	▼	+8.2%	+92
Other	554	▲	+3.9%	+21
Protective Orders	90	▼	-28.6%	-36
<b>GRAND TOTAL</b>	<b>7,557</b>	▲	10.6%	+724

\* Compared to same time period as previous year  
 9/12/2024 1:08:16PM

\*\* Case Type Categories are defined in the 2017 Virginia Judicial Workload Assessment  
 Source: SCV-SQL-Information

2024 Overall GRAND TOTAL		Distribution of Caseload			Change*		Percentage (%) of Caseload		
<b>14,933</b>	-471 -3.1%	<b>Criminal</b>	3,743	25%	-3.7% ▼	-144	<b>Criminal</b>	2023 25.2%	2024 25.1%
2024		<b>Traffic</b>	4,723	32%	-16.4% ▼	-928	<b>Traffic</b>	36.7%	31.6%
2023		<b>Civil</b>	5,767	39%	11.7% ▲	+606	<b>Civil</b>	33.5%	38.6%
		<b>Civil Commitments</b>	700	5%	-0.7% ▼	-5	<b>Civil Commitments</b>	4.6%	4.7%
		<b>GRAND TOTAL</b>	<b>14,933</b>	100%	-3.1% ▼	-471	<b>GRAND TOTAL</b>	100%	100%

**Dispositions by Division & Code**

Division	Case Type Description	Code	Summary	Change	% Change	Absolute Change
<b>Criminal</b>	Misdemeanor	M	2,006	▼	-0.6%	-12
	Felony	F	972	▼	-0.3%	-3
	Capias	CA	412	▼	-16.4%	-81
	Show Cause	SC	288	▼	-15.5%	-53
	Civil Violation	CV	37	▲	+19.4%	+6
	Motion	MO	28	▼	-3.4%	-1
	<b>Total</b>			<b>3,743</b>	▼	<b>-3.7%</b>
<b>Traffic</b>	Infraction	I	3,276	▼	-20.0%	-820
	Misdemeanor	M	1,245	▼	-7.8%	-106
	Capias	CA	82	▲	+17.1%	+12
	Show Cause	SC	78	▼	-17.9%	-17
	Felony	F	33	▲	+94.1%	+16
	Restricted Operators License	RL	4	▼	-63.6%	-7
	Civil Violation	CV	2	▼	-60.0%	-3
	Motion	MO	2	▼	-33.3%	-1
	Other	O	1	▼	-66.7%	-2
<b>Total</b>			<b>4,723</b>	▼	<b>-16.4%</b>	<b>-928</b>
<b>Civil</b>	Warrant in Debt	WD	2,215	▲	+23.7%	+425
	Unlawful Detainer	UD	1,204	▲	+9.1%	+100
	Garnishment	GA	929	▲	+8.9%	+76
	Detinue	DT	333	▼	-3.2%	-11
	Other	OT	270	▼	-13.7%	-43
	Preliminary Protective Order	PP	178	▲	+6.0%	+10
	Interrogatory	IN	124	▲	+7.8%	+9
	Protective Order	PO	119	▲	+6.3%	+7
	Bond Forfeiture	BF	97	▲	+42.6%	+29
	Impoundment	IM	83	▼	-19.4%	-20
	Show Cause	SC	57	▲	+1.8%	+1
	Admin License	AL	54	▼	-16.9%	-11
	Abstract	AJ	51	▲	+64.5%	+20
	Capias	CA	19	▲	+137.5%	+11
	Tenants Assertion	TA	13	▲	+85.7%	+6
	Motion for Judgment	MJ	10	↔	-	-
	Petition-Restore Arms	PR	6	▲	+50.0%	+2
	Counter Claim	CC	4	▼	-55.6%	-5
	Cross Claim	CR	1	▲	-	+1
	Third Party Claim	TH	0	▼	-100.0%	-1
<b>Total</b>			<b>5,767</b>	▲	<b>11.7%</b>	<b>+606</b>
<b>Civil Commitments</b>	Mental Commitment	MC	312	▲	+23.8%	+60
	Temporary Detention Order	TD	216	▼	-17.2%	-45
	Emergency Custody Order	EC	164	▼	-11.4%	-21
	Medical Emergency Temporary Detention Order	MT	4	↔	-	-
	Petition	PT	3	▲	-	+3
	Medical Emergency Custody Order	ME	1	▼	-66.7%	-2
<b>Total</b>			<b>700</b>	▼	<b>-0.7%</b>	<b>-5</b>
<b>GRAND TOTAL</b>			<b>14,933</b>	▼	-3.1%	-471

**CPSS - GCMS CASELOAD STATISTICS OF THE GENERAL DISTRICT COURTS**  
 January 2024 thru August 2024 Dispositions (Compared to January 2023 thru August 2023)

**Dispositions by Major Case Category\*\***

Category	Summary	Change	% Change	Absolute Change
Felony	1,005	▲	+1.3%	+13
Garnishment	1,053	▲	+8.8%	+85
General Civil	2,587	▲	+18.2%	+399
Infraction/Civil Violation	3,316	▼	-19.8%	-819
Involuntary Civil Commitments	3	▲	-	+3
Landlord /Tenant	1,217	▲	+9.5%	+106
Misdemeanor	3,255	▼	-3.7%	-125
Other	2,200	▲	-6.4%	-150
Protective Orders	297	▲	+6.1%	+17
<b>GRAND TOTAL</b>	<b>14,933</b>	▼	-3.1%	-471

\* Compared to same time period as previous year  
 9/12/2024 1:08:16PM

\*\* Case Type Categories are defined in the 2017 Virginia Judicial Workload Assessment  
 Source: SCV-SQL-Information

2024 Overall GRAND TOTAL		Distribution of Caseload		Change*		Percentage (%) of Caseload			
<b>3,262</b>	+274 9.2%	<b>Criminal</b>	420	13%	12.3% ▲	+46	<b>Criminal</b>	2023 12.5%	2024 12.9%
2024	↑	<b>Traffic</b>	2,449	75%	12.2% ▲	+266	<b>Traffic</b>	73.1%	75.1%
2023		<b>Civil</b>	342	10%	-11.2% ▼	-43	<b>Civil</b>	12.9%	10.5%
		<b>Civil Commitments</b>	51	2%	10.9% ▲	+5	<b>Civil Commitments</b>	1.5%	1.6%
		<b>GRAND TOTAL</b>	<b>3,262</b>	100%	9.2% ▲	+274	<b>GRAND TOTAL</b>	100%	100%

**Dispositions by Division & Code**

Division	Case Type Description	Code	Summary	Change	% Change	Absolute Change
<b>Criminal</b>	Misdemeanor	M	259	▲	+11.6%	+27
	Felony	F	112	▲	+10.9%	+11
	Show Cause	SC	25	▲	+56.3%	+9
	Capias	CA	17	▼	-5.6%	-1
	Civil Violation	CV	7	↔		-
	<b>Total</b>			<b>420</b>	<b>▲</b>	<b>12.3%</b>
<b>Traffic</b>	Infraction	I	2,067	▲	+18.5%	+322
	Misdemeanor	M	354	▼	-13.0%	-53
	Capias	CA	11	▼	-15.4%	-2
	Show Cause	SC	9	▼	-10.0%	-1
	Felony	F	7	▲	+40.0%	+2
	Restricted Operators License	RL	1	▼	-50.0%	-1
	Civil Violation	CV	0	▼	-100.0%	-1
	<b>Total</b>			<b>2,449</b>	<b>▲</b>	<b>12.2%</b>
<b>Civil</b>	Warrant in Debt	WD	151	↔		-
	Garnishment	GA	83	▼	-7.8%	-7
	Other	OT	27	▼	-25.0%	-9
	Unlawful Detainer	UD	25	▲	+38.9%	+7
	Preliminary Protective Order	PP	20	▼	-35.5%	-11
	Protective Order	PO	13	▼	-27.8%	-5
	Admin License	AL	5	▼	-80.8%	-21
	Detinue	DT	4	▲	+100.0%	+2
	Abstract	AJ	3	▼	-25.0%	-1
	Impoundment	IM	3	▲	+200.0%	+2
	Bond Forfeiture	BF	2	▲	+100.0%	+1
	Interrogatory	IN	2	▼	-33.3%	-1
	Motion for Judgment	MJ	2	▲	+100.0%	+1
	Overweight	OC	1	↔		-
	Show Cause	SC	1	↔		-
	Counter Claim	CC	0	▼	-100.0%	-1
<b>Total</b>			<b>342</b>	<b>▼</b>	<b>-11.2%</b>	<b>-43</b>
<b>Civil Commitments</b>	Temporary Detention Order	TD	32	▲	+10.3%	+3
	Emergency Custody Order	EC	19	▲	+11.8%	+2
	<b>Total</b>		<b>51</b>	<b>▲</b>	<b>10.9%</b>	<b>+5</b>
<b>GRAND TOTAL</b>			<b>3,262</b>	<b>▲</b>	<b>9.2%</b>	<b>+274</b>

**Dispositions by Major Case Category\*\***

Category	Summary	Change	% Change	Absolute Change
Felony	119	▲	+12.3%	+13
Garnishment	85	▼	-8.6%	-8
General Civil	157	▲	+1.3%	+2
Infraction/Civil Violation	2,075	▼	+18.3%	+321
Landlord /Tenant	25	▲	+38.9%	+7
Misdemeanor	614	▼	-4.2%	-27
Other	154	▲	-10.5%	-18
Protective Orders	33	▼	-32.7%	-16
<b>GRAND TOTAL</b>	<b>3,262</b>	<b>▲</b>	<b>9.2%</b>	<b>+274</b>

\* Compared to same time period as previous year  
 9/12/2024 1:08:16PM

\*\* Case Type Categories are defined in the 2017 Virginia Judicial Workload Assessment  
 Source: SCV-SQL-Information



2024 Overall GRAND TOTAL		Distribution of Caseload			Change*		Percentage (%) of Caseload		
	<b>6,172</b>	<b>Criminal</b> <b>Traffic</b> <b>Civil</b> <b>Civil Commitments</b> <b>GRAND TOTAL</b>	749 4,282 881 260 <b>6,172</b>	12% 69% 14% 4% 100%	-9.2% ▼ 18.9% ▲ 9.6% ▲ 22.1% ▲ 13.4% ▲	-76 +681 +77 +47 +729	<b>Criminal</b> <b>Traffic</b> <b>Civil</b> <b>Civil Commitments</b> <b>GRAND TOTAL</b>	2023 15.2% 66.2% 14.8% 3.9% 100%	2024 12.1% 69.4% 14.3% 4.2% 100%

**Dispositions by Division & Code**

Division	Case Type Description	Code	Summary	Change	% Change	Absolute Change
<b>Criminal</b>	Misdemeanor	M	414	▼	-11.9%	-56
	Felony	F	265	▼	-7.3%	-21
	Capias	CA	43	▲	+10.3%	+4
	Civil Violation	CV	18	▲	+200.0%	+12
	Show Cause	SC	9	▼	-62.5%	-15
	<b>Total</b>			<b>749</b>	<b>▼</b>	<b>-9.2%</b>
<b>Traffic</b>	Infraction	I	3,538	▲	+19.2%	+571
	Misdemeanor	M	670	▲	+15.1%	+88
	Capias	CA	53	▲	+26.2%	+11
	Show Cause	SC	13	▲	+160.0%	+8
	Felony	F	6	▲	+200.0%	+4
	Civil Violation	CV	2	▼	-33.3%	-1
	<b>Total</b>			<b>4,282</b>	<b>▲</b>	<b>18.9%</b>
<b>Civil</b>	Warrant in Debt	WD	370	▲	+39.6%	+105
	Garnishment	GA	193	▼	-2.0%	-4
	Unlawful Detainer	UD	133	▼	-0.7%	-1
	Other	OT	65	▼	+12.1%	+7
	Detinue	DT	33	▼	-35.3%	-18
	Preliminary Protective Order	PP	31	▲	+6.9%	+2
	Admin License	AL	20	▼	-25.9%	-7
	Protective Order	PO	18	▼	-21.7%	-5
	Show Cause	SC	6	▲	+50.0%	+2
	Interrogatory	IN	5	▼	-16.7%	-1
	Overweight	OC	3	▲	-	+3
	Petition-Restore Arms	PR	2	▲	+100.0%	+1
	Abstract	AJ	1	↔	-	-
	Bond Forfeiture	BF	1	▲	-	+1
	Capias	CA	0	▼	-100.0%	-2
	Counter Claim	CC	0	▼	-100.0%	-1
	Impoundment	IM	0	▼	-100.0%	-4
	Tenants Assertion	TA	0	▼	-100.0%	-1
<b>Total</b>			<b>881</b>	<b>▲</b>	<b>9.6%</b>	<b>+77</b>
<b>Civil Commitments</b>	Mental Commitment	MC	84	▲	+10.5%	+8
	Temporary Detention Order	TD	64	▲	+14.3%	+8
	Other	OT	63	▲	+43.2%	+19
	Emergency Custody Order	EC	44	▲	+18.9%	+7
	Medical Emergency Temporary Detention Order	MT	5	▲	-	+5
	<b>Total</b>			<b>260</b>	<b>▲</b>	<b>22.1%</b>
<b>GRAND TOTAL</b>			<b>6,172</b>	<b>▲</b>	<b>13.4%</b>	<b>+729</b>

**Dispositions by Major Case Category\*\***

Category	Summary	Change	% Change	Absolute Change
Felony	271	▲	-5.9%	-17
Garnishment	198	▼	-2.5%	-5
General Civil	405	▲	+26.6%	+85
Infraction/Civil Violation	3,561	▲	+19.7%	+585
Involuntary Civil Commitments	63	▲	+43.2%	+19
Landlord /Tenant	133	▼	-1.5%	-2

\* Compared to same time period as previous year  
 9/12/2024 1:08:16PM

\*\* Case Type Categories are defined in the 2017 Virginia Judicial Workload Assessment  
 Source: SCV-SQL-Information

**CPSS - GCMS CASELOAD STATISTICS OF THE GENERAL DISTRICT COURTS**  
 January 2024 thru August 2024 Dispositions (Compared to January 2023 thru August 2023)

Misdemeanor	1,084	▲	+3.0%	+32
Other	408	▲	+9.4%	+35
Protective Orders	49	▼	-5.8%	-3
<b>GRAND TOTAL</b>	<b>6,172</b>	▲	13.4%	+729

\* Compared to same time period as previous year  
 9/12/2024 1:08:16PM

\*\* Case Type Categories are defined in the 2017 Virginia Judicial Workload Assessment  
 Source: SCV-SQL-Information



2024 Overall GRAND TOTAL		Distribution of Caseload			Change*		Percentage (%) of Caseload		
<b>14,036</b>	+2,814 25.1%	<b>Criminal</b>	1,670	12%	10.8% ▲	+163	<b>Criminal</b>	2023 13.4%	2024 11.9%
2024	↑	<b>Traffic</b>	10,181	73%	32.9% ▲	+2,523	<b>Traffic</b>	68.2%	72.5%
2023		<b>Civil</b>	1,665	12%	9.0% ▲	+137	<b>Civil</b>	13.6%	11.9%
		<b>Civil Commitments</b>	520	4%	-1.7% ▼	-9	<b>Civil Commitments</b>	4.7%	3.7%
		<b>GRAND TOTAL</b>	<b>14,036</b>	100%	25.1% ▲	+2,814	<b>GRAND TOTAL</b>	100%	100%

Dispositions by Division & Code

Division	Case Type Description	Code	Summary	Change	% Change	Absolute Change
<b>Criminal</b>	Misdemeanor	M	830	▲	+13.2%	+97
	Felony	F	490	▲	+24.1%	+95
	Capias	CA	174	▼	-16.3%	-34
	Show Cause	SC	118	▼	-7.8%	-10
	Civil Violation	CV	58	▲	+34.9%	+15
	<b>Total</b>			<b>1,670</b>	<b>▲</b>	<b>10.8%</b>
<b>Traffic</b>	Infraction	I	8,540	▲	+35.2%	+2,223
	Misdemeanor	M	1,498	▲	+22.5%	+275
	Capias	CA	86	▲	+32.3%	+21
	Show Cause	SC	29	▼	-12.1%	-4
	Felony	F	23	▲	+35.3%	+6
	Other	O	3	▲	-	+3
	Civil Violation	CV	2	▼	-33.3%	-1
	<b>Total</b>			<b>10,181</b>	<b>▲</b>	<b>32.9%</b>
<b>Civil</b>	Warrant in Debt	WD	737	▲	+12.9%	+84
	Garnishment	GA	328	▼	-5.5%	-19
	Unlawful Detainer	UD	286	▲	+21.7%	+51
	Other	OT	98	▼	+18.1%	+15
	Admin License	AL	66	▲	+78.4%	+29
	Preliminary Protective Order	PP	58	▲	+18.4%	+9
	Detinue	DT	21	▲	+5.0%	+1
	Abstract	AJ	16	▼	-20.0%	-4
	Protective Order	PO	15	▼	-28.6%	-6
	Interrogatory	IN	9	▼	-59.1%	-13
	Show Cause	SC	8	▼	-27.3%	-3
	Motion for Judgment	MJ	7	▲	+16.7%	+1
	Impoundment	IM	6	▼	-53.8%	-7
	Petition-Restore Arms	PR	4	▼	-20.0%	-1
	Counter Claim	CC	3	▲	-	+3
	Bond Forfeiture	BF	1	▲	-	+1
	Detinue Seizure	DZ	1	▲	-	+1
	Tenants Assertion	TA	1	▼	-50.0%	-1
	Capias	CA	0	▼	-100.0%	-3
	Overweight	OC	0	▼	-100.0%	-1
<b>Total</b>			<b>1,665</b>	<b>▲</b>	<b>9.0%</b>	<b>+137</b>
<b>Civil Commitments</b>	Mental Commitment	MC	223	▼	-3.9%	-9
	Temporary Detention Order	TD	133	▲	+9.9%	+12
	Emergency Custody Order	EC	116	▲	+1.8%	+2
	Petition	PT	22	▲	+4.8%	+1
	Other	OT	19	▼	-51.3%	-20
	Medical Emergency Temporary Detention Order	MT	5	▲	+150.0%	+3
	Medical Emergency Custody Order	ME	2	▲	-	+2
<b>Total</b>			<b>520</b>	<b>▼</b>	<b>-1.7%</b>	<b>-9</b>
<b>GRAND TOTAL</b>			<b>14,036</b>	<b>▲</b>	25.1%	+2,814

**CPSS - GCMS CASELOAD STATISTICS OF THE GENERAL DISTRICT COURTS**  
 January 2024 thru August 2024 Dispositions (Compared to January 2023 thru August 2023)

**Augusta**

District: 25 FIPS: 015

**Dispositions by Major Case Category\*\***

Category	Summary	Change	% Change	Absolute Change
Felony	513	▲	+24.5%	+101
Garnishment	337	▼	-8.7%	-32
General Civil	775	▲	+11.8%	+82
Infraction/Civil Violation	8,603	▲	+35.2%	+2,239
Involuntary Civil Commitments	41	▼	-31.7%	-19
Landlord /Tenant	287	▼	+21.1%	+50
Misdemeanor	2,328	▲	+19.0%	+372
Other	1,079	▲	+1.7%	+18
Protective Orders	73	▼	+4.3%	+3
<b>GRAND TOTAL</b>	<b>14,036</b>	▲	25.1%	+2,814

\* Compared to same time period as previous year  
 9/12/2024 1:08:16PM

\*\* Case Type Categories are defined in the 2017 Virginia Judicial Workload Assessment  
 Source: SCV-SQL-Information




2024 Overall GRAND TOTAL		Distribution of Caseload			Change*		Percentage (%) of Caseload		
<b>1,884</b>	+86 4.8%	<b>Criminal</b>	119	6%	-23.7% ▼	-37	<b>Criminal</b>	2023 8.7%	2024 6.3%
2024	↑	<b>Traffic</b>	1,659	88%	5.2% ▲	+82	<b>Traffic</b>	87.7%	88.1%
2023		<b>Civil</b>	98	5%	92.2% ▲	+47	<b>Civil</b>	2.8%	5.2%
		<b>Civil Commitments</b>	8	0%	-42.9% ▼	-6	<b>Civil Commitments</b>	0.8%	0.4%
		<b>GRAND TOTAL</b>	<b>1,884</b>	100%	4.8% ▲	+86	<b>GRAND TOTAL</b>	100%	100%

Dispositions by Division & Code

Division	Case Type Description	Code	Summary	Change	% Change	Absolute Change
<b>Criminal</b>	Misdemeanor	M	97	▼	-27.6%	-37
	Felony	F	9	▼	-10.0%	-1
	Capias	CA	6	▲	+50.0%	+2
	Civil Violation	CV	4	▲	+100.0%	+2
	Show Cause	SC	3	▼	-50.0%	-3
	<b>Total</b>			<b>119</b>	▼	<b>-23.7%</b>
<b>Traffic</b>	Infraction	I	1,521	▲	+3.8%	+55
	Misdemeanor	M	134	▲	+21.8%	+24
	Show Cause	SC	2	▲	-	+2
	Capias	CA	1	↔	-	-
	Felony	F	1	▲	-	+1
	<b>Total</b>			<b>1,659</b>	▲	<b>5.2%</b>
<b>Civil</b>	Warrant in Debt	WD	46	▲	+206.7%	+31
	Garnishment	GA	15	▼	-11.8%	-2
	Other	OT	7	▲	+75.0%	+3
	Unlawful Detainer	UD	6	▲	+100.0%	+3
	Admin License	AL	5	↔	-	-
	Protective Order	PO	5	▲	+400.0%	+4
	Preliminary Protective Order	PP	4	▲	+100.0%	+2
	Detinue	DT	3	▲	-	+3
	Impoundment	IM	3	↔	-	-
	Interrogatory	IN	2	▲	-	+2
	Capias	CA	1	▲	-	+1
	Show Cause	SC	1	▲	-	+1
	Overweight	OC	0	▼	-100.0%	-1
	<b>Total</b>			<b>98</b>	▲	<b>92.2%</b>
<b>Civil Commitments</b>	Emergency Custody Order	EC	5	▼	-28.6%	-2
	Temporary Detention Order	TD	3	▼	-57.1%	-4
	<b>Total</b>		<b>8</b>	▼	<b>-42.9%</b>	<b>-6</b>
<b>GRAND TOTAL</b>			<b>1,884</b>	▲	4.8%	+86

Dispositions by Major Case Category\*\*

Category	Summary	Change	% Change	Absolute Change
Felony	10	▲		0
Garnishment	17	▲		0
General Civil	50	▲	+212.5%	+34
Infraction/Civil Violation	1,525	▲	+3.8%	+56
Landlord /Tenant	6	▲	+100.0%	+3
Misdemeanor	231	▼	-5.3%	-13
Other	36	▲		0
Protective Orders	9	▲	+200.0%	+6
<b>GRAND TOTAL</b>	<b>1,884</b>	▲	4.8%	+86

2024 Overall GRAND TOTAL		Distribution of Caseload			Change*		Percentage (%) of Caseload		
<b>9,394</b>	-881 -8.6%	<b>Criminal</b>	732	8%	8.0% ▲	+54	<b>Criminal</b>	2023 6.6%	2024 7.8%
2024 		<b>Traffic</b>	7,768	83%	-12.5% ▼	-1,105	<b>Traffic</b>	86.4%	82.7%
2023 		<b>Civil</b>	841	9%	22.1% ▲	+152	<b>Civil</b>	6.7%	9.0%
		<b>Civil Commitments</b>	53	1%	51.4% ▲	+18	<b>Civil Commitments</b>	0.3%	0.6%
		<b>GRAND TOTAL</b>	<b>9,394</b>	100%	-8.6% ▼	-881	<b>GRAND TOTAL</b>	100%	100%

**Dispositions by Division & Code**

Division	Case Type Description	Code	Summary	Change	% Change	Absolute Change
<b>Criminal</b>	Misdemeanor	M	498	▲	+18.0%	+76
	Felony	F	126	▼	-10.6%	-15
	Capias	CA	39	▼	-25.0%	-13
	Show Cause	SC	34	↔	-	-
	Civil Violation	CV	33	▲	+17.9%	+5
	Motion	MO	1	▲	-	+1
	Restricted Operators License	RL	1	↔	-	-
	<b>Total</b>			<b>732</b>	<b>▲</b>	<b>8.0%</b>
<b>Traffic</b>	Infraction	I	6,547	▼	-12.8%	-960
	Misdemeanor	M	1,169	▼	-10.8%	-142
	Show Cause	SC	31	▼	-6.1%	-2
	Capias	CA	18	▲	+157.1%	+11
	Felony	F	2	▼	-84.6%	-11
	Civil Violation	CV	1	↔	-	-
	Restricted Operators License	RL	0	▼	-100.0%	-1
	<b>Total</b>			<b>7,768</b>	<b>▼</b>	<b>-12.5%</b>
<b>Civil</b>	Warrant in Debt	WD	431	▲	+38.6%	+120
	Garnishment	GA	151	▼	-3.8%	-6
	Unlawful Detainer	UD	75	▲	+53.1%	+26
	Admin License	AL	44	▲	+18.9%	+7
	Other	OT	42	▲	+50.0%	+14
	Preliminary Protective Order	PP	20	▲	+42.9%	+6
	Impoundment	IM	15	▲	+36.4%	+4
	Overweight	OC	15	▼	-59.5%	-22
	Interrogatory	IN	12	↔	-	-
	Protective Order	PO	12	▼	-14.3%	-2
	Show Cause	SC	6	▲	-	+6
	Bond Forfeiture	BF	5	▲	+400.0%	+4
	Motor Carrier	MC	4	▲	+100.0%	+2
	Detinue	DT	3	▲	+50.0%	+1
	Counter Claim	CC	2	▲	-	+2
	Tenants Assertion	TA	2	↔	-	-
	Abstract	AJ	1	▼	-90.0%	-9
	Petition to Require Blood Test	BT	1	▲	-	+1
	Petition-Restore Arms	PR	0	▼	-100.0%	-2
<b>Total</b>			<b>841</b>	<b>▲</b>	<b>22.1%</b>	<b>+152</b>
<b>Civil Commitments</b>	Temporary Detention Order	TD	34	▲	+112.5%	+18
	Emergency Custody Order	EC	18	▲	+38.5%	+5
	Mental Commitment	MC	1	▼	-83.3%	-5
<b>Total</b>			<b>53</b>	<b>▲</b>	<b>51.4%</b>	<b>+18</b>
<b>GRAND TOTAL</b>			<b>9,394</b>	<b>▼</b>	<b>-8.6%</b>	<b>-881</b>

**Dispositions by Major Case Category\*\***

Category	Summary	Change	% Change	Absolute Change
Felony	128	▼	-16.9%	-26
Garnishment	163	▼	-3.6%	-6
General Civil	441	▲	+37.8%	+121
Infraction/Civil Violation	6,600	▲	-12.9%	-975

\* Compared to same time period as previous year  
 9/12/2024 1:08:16PM

\*\* Case Type Categories are defined in the 2017 Virginia Judicial Workload Assessment  
 Source: SCV-SQL-Information

**CPSS - GCMS CASELOAD STATISTICS OF THE GENERAL DISTRICT COURTS**  
 January 2024 thru August 2024 Dispositions (Compared to January 2023 thru August 2023)

Landlord /Tenant	77	▲	+51.0%	+26
Misdemeanor	1,668	▼	-3.9%	-67
Other	285	▲	+17.3%	+42
Protective Orders	32	▲	+14.3%	+4
<b>GRAND TOTAL</b>	<b>9,394</b>	▼	-8.6%	-881

\* Compared to same time period as previous year  
 9/12/2024 1:08:16PM

\*\* Case Type Categories are defined in the 2017 Virginia Judicial Workload Assessment  
 Source: SCV-SQL-Information

2024 Overall GRAND TOTAL		Distribution of Caseload			Change*		Percentage (%) of Caseload		
<b>1,118</b>	-206 -15.6%	<b>Criminal</b>	202	18%	2.5% ▲	+5	<b>Criminal</b>	2023 14.9%	2024 18.1%
2024		<b>Traffic</b>	646	58%	-28.8% ▼	-261	<b>Traffic</b>	68.5%	57.8%
2023		<b>Civil</b>	259	23%	30.8% ▲	+61	<b>Civil</b>	15.0%	23.2%
		<b>Civil Commitments</b>	11	1%	-50.0% ▼	-11	<b>Civil Commitments</b>	1.7%	1.0%
		<b>GRAND TOTAL</b>	<b>1,118</b>	100%	-15.6% ▼	-206	<b>GRAND TOTAL</b>	100%	100%

Dispositions by Division & Code

Division	Case Type Description	Code	Summary	Change	% Change	Absolute Change
<b>Criminal</b>	Misdemeanor	M	127	▲	+23.3%	+24
	Felony	F	45	▼	-32.8%	-22
	Capias	CA	14	↔		-
	Show Cause	SC	12	▲	+33.3%	+3
	Civil Violation	CV	4	↔		-
	<b>Total</b>			<b>202</b>	<b>▲</b>	<b>2.5%</b>
<b>Traffic</b>	Infraction	I	462	▼	-37.4%	-276
	Misdemeanor	M	143	▲	+4.4%	+6
	Capias	CA	32	▲	+10.3%	+3
	Show Cause	SC	6	▲	+500.0%	+5
	Felony	F	2	▲	+100.0%	+1
	Civil Violation	CV	1	▲	-	+1
	Other	O	0	▼	-100.0%	-1
	<b>Total</b>			<b>646</b>	<b>▼</b>	<b>-28.8%</b>
<b>Civil</b>	Warrant in Debt	WD	105	▲	+101.9%	+53
	Garnishment	GA	53	▼	-14.5%	-9
	Unlawful Detainer	UD	51	↔		-
	Other	OT	17	▲	+13.3%	+2
	Admin License	AL	12	▲	+33.3%	+3
	Preliminary Protective Order	PP	7	▲	+16.7%	+1
	Protective Order	PO	5	▲	+400.0%	+4
	Impoundment	IM	2	▲	-	+2
	Show Cause	SC	2	▲	-	+2
	Abstract	AJ	1	▲	-	+1
	Bond Forfeiture	BF	1	↔		-
	Capias	CA	1	▲	-	+1
	Detinue	DT	1	▲	-	+1
	Interrogatory	IN	1	▲	-	+1
	Tenants Assertion	TA	0	▼	-100.0%	-1
<b>Total</b>			<b>259</b>	<b>▲</b>	<b>30.8%</b>	<b>+61</b>
<b>Civil Commitments</b>	Temporary Detention Order	TD	8	▼	-50.0%	-8
	Emergency Custody Order	EC	3	▼	-50.0%	-3
	<b>Total</b>		<b>11</b>	<b>▼</b>	<b>-50.0%</b>	<b>-11</b>
<b>GRAND TOTAL</b>			<b>1,118</b>	<b>▼</b>	<b>-15.6%</b>	<b>-206</b>

Dispositions by Major Case Category\*\*

Category	Summary	Change	% Change	Absolute Change
Felony	47	▲	-30.9%	-21
Garnishment	54	▲	-12.9%	-8
General Civil	106	▲	+103.8%	+54
Infraction/Civil Violation	467	▲	-37.1%	-276
Landlord /Tenant	51	▼	-1.9%	-1
Misdemeanor	270	▲	+12.5%	+30
Other	111	▲	+11.0%	+11
Protective Orders	12	▲	+71.4%	+5
<b>GRAND TOTAL</b>	<b>1,118</b>	<b>▼</b>	<b>-15.6%</b>	<b>-206</b>



2024 Overall GRAND TOTAL		Distribution of Caseload			Change*		Percentage (%) of Caseload		
<b>676</b>	+115 20.5%	<b>Criminal</b>	123	18%	16.0% ▲	+17	<b>Criminal</b>	2023 18.9%	2024 18.2%
2024	↑	<b>Traffic</b>	430	64%	19.4% ▲	+70	<b>Traffic</b>	64.2%	63.6%
2023		<b>Civil</b>	119	18%	29.3% ▲	+27	<b>Civil</b>	16.4%	17.6%
		<b>Civil Commitments</b>	4	1%	33.3% ▲	+1	<b>Civil Commitments</b>	0.5%	0.6%
		<b>GRAND TOTAL</b>	<b>676</b>	100%	20.5% ▲	+115	<b>GRAND TOTAL</b>	100%	100%

**Dispositions by Division & Code**

Division	Case Type Description	Code	Summary	Change	% Change	Absolute Change
<b>Criminal</b>	Misdemeanor	M	88	▲	+25.7%	+18
	Felony	F	25	▲	+19.0%	+4
	Show Cause	SC	10	▲	+100.0%	+5
	Capias	CA	0	▼	-100.0%	-10
	<b>Total</b>		<b>123</b>	▲	<b>16.0%</b>	<b>+17</b>
<b>Traffic</b>	Infraction	I	374	▲	+26.4%	+78
	Misdemeanor	M	52	▼	-1.9%	-1
	Capias	CA	3	▼	-57.1%	-4
	Show Cause	SC	1	▼	-50.0%	-1
	Restricted Operators License	RL	0	▼	-100.0%	-2
	<b>Total</b>		<b>430</b>	▲	<b>19.4%</b>	<b>+70</b>
<b>Civil</b>	Warrant in Debt	WD	51	▲	+15.9%	+7
	Garnishment	GA	20	▲	+42.9%	+6
	Unlawful Detainer	UD	19	▲	+26.7%	+4
	Other	OT	6	▼	-25.0%	-2
	Admin License	AL	5	▼	-16.7%	-1
	Tenants Assertion	TA	5	▲	-	+5
	Interrogatory	IN	4	▲	-	+4
	Preliminary Protective Order	PP	3	▲	+200.0%	+2
	Protective Order	PO	3	▲	-	+3
	Impoundment	IM	2	▼	-33.3%	-1
	Detinue	DT	1	▲	-	+1
	Petition-Restore Arms	PR	0	▼	-100.0%	-1
	<b>Total</b>		<b>119</b>	▲	<b>29.3%</b>	<b>+27</b>
<b>Civil Commitments</b>	Emergency Custody Order	EC	2	▲	+100.0%	+1
	Temporary Detention Order	TD	2	↔	-	-
	<b>Total</b>		<b>4</b>	▲	<b>33.3%</b>	<b>+1</b>
<b>GRAND TOTAL</b>			<b>676</b>	▲	20.5%	+115

**Dispositions by Major Case Category\*\***

Category	Summary	Change	% Change	Absolute Change
Felony	25	▲	+19.0%	+4
Garnishment	24	▲	+71.4%	+10
General Civil	53	▲	+15.2%	+7
Infraction/Civil Violation	374	▲	+26.4%	+78
Landlord /Tenant	24	▲	+60.0%	+9
Misdemeanor	140	▼	+12.0%	+15
Other	30	▼	-30.2%	-13
Protective Orders	6	▲	+500.0%	+5
<b>GRAND TOTAL</b>	<b>676</b>	▲	20.5%	+115



2024 Overall GRAND TOTAL		Distribution of Caseload			Change*		Percentage (%) of Caseload		
<b>611</b>	+65 11.9%	<b>Criminal</b>	46	8%	53.3% ▲	+16	<b>Criminal</b>	2023 5.5%	2024 7.5%
2024	↑	<b>Traffic</b>	518	85%	9.5% ▲	+45	<b>Traffic</b>	86.6%	84.8%
2023		<b>Civil</b>	46	8%	12.2% ▲	+5	<b>Civil</b>	7.5%	7.5%
		<b>Civil Commitments</b>	1	0%	-50.0% ▼	-1	<b>Civil Commitments</b>	0.4%	0.2%
		<b>GRAND TOTAL</b>	<b>611</b>	100%	11.9% ▲	+65	<b>GRAND TOTAL</b>	100%	100%

Dispositions by Division & Code

Division	Case Type Description	Code	Summary	Change	% Change	Absolute Change
<b>Criminal</b>	Misdemeanor	M	38	▲	+58.3%	+14
	Felony	F	3	▲	+50.0%	+1
	Capias	CA	2	▲	+100.0%	+1
	Show Cause	SC	2	▲	+100.0%	+1
	Civil Violation	CV	1	▼	-50.0%	-1
	<b>Total</b>			<b>46</b>	<b>▲</b>	<b>53.3%</b>
<b>Traffic</b>	Infraction	I	473	▲	+9.2%	+40
	Misdemeanor	M	43	▲	+16.2%	+6
	Capias	CA	2	▲	+100.0%	+1
	Felony	F	0	▼	-100.0%	-1
	Restricted Operators License	RL	0	▼	-100.0%	-1
	<b>Total</b>			<b>518</b>	<b>▲</b>	<b>9.5%</b>
<b>Civil</b>	Warrant in Debt	WD	34	▲	+36.0%	+9
	Garnishment	GA	4	▼	-55.6%	-5
	Unlawful Detainer	UD	4	▲	+33.3%	+1
	Abstract	AJ	1	▲	-	+1
	Admin License	AL	1	▲	-	+1
	Counter Claim	CC	1	▲	-	+1
	Protective Order	PO	1	↔	-	-
	Other	OT	0	▼	-100.0%	-1
	Preliminary Protective Order	PP	0	▼	-100.0%	-2
	<b>Total</b>			<b>46</b>	<b>▲</b>	<b>12.2%</b>
<b>Civil Commitments</b>	Temporary Detention Order	TD	1	▼	-50.0%	-1
<b>Total</b>			<b>1</b>	<b>▼</b>	<b>-50.0%</b>	<b>-1</b>
<b>GRAND TOTAL</b>			<b>611</b>	<b>▲</b>	<b>11.9%</b>	<b>+65</b>

Dispositions by Major Case Category\*\*

Category	Summary	Change	% Change	Absolute Change
Felony	3	▼		0
Garnishment	4	▼	-55.6%	-5
General Civil	34	▲	+36.0%	+9
Infraction/Civil Violation	474	▼	+9.0%	+39
Landlord /Tenant	4	▲	+33.3%	+1
Misdemeanor	81	▼	+30.6%	+19
Other	10	▲	+66.7%	+4
Protective Orders	1	▼	-66.7%	-2
<b>GRAND TOTAL</b>	<b>611</b>	<b>▲</b>	<b>11.9%</b>	<b>+65</b>

\* Compared to same time period as previous year  
 9/12/2024 1:08:16PM

\*\* Case Type Categories are defined in the 2017 Virginia Judicial Workload Assessment  
 Source: SCV-SQL-Information

2024 Overall GRAND TOTAL		Distribution of Caseload			Change*		Percentage (%) of Caseload		
<b>6,690</b>	-468 -6.5%	<b>Criminal</b>	943	14%	10.4% ▲	+89	<b>Criminal</b>	2023 11.9%	2024 14.1%
2024		<b>Traffic</b>	4,909	73%	-10.0% ▼	-544	<b>Traffic</b>	76.2%	73.4%
2023		<b>Civil</b>	774	12%	-0.3% ▼	-2	<b>Civil</b>	10.8%	11.6%
		<b>Civil Commitments</b>	64	1%	-14.7% ▼	-11	<b>Civil Commitments</b>	1.0%	1.0%
		<b>GRAND TOTAL</b>	<b>6,690</b>	100%	-6.5% ▼	-468	<b>GRAND TOTAL</b>	100%	100%

**Dispositions by Division & Code**

Division	Case Type Description	Code	Summary	Change	% Change	Absolute Change
<b>Criminal</b>	Misdemeanor	M	558	▲	+14.1%	+69
	Felony	F	249	▲	+14.2%	+31
	Capias	CA	83	▼	-15.3%	-15
	Show Cause	SC	31	▼	-8.8%	-3
	Civil Violation	CV	22	▲	+46.7%	+7
	<b>Total</b>			<b>943</b>	<b>▲</b>	<b>10.4%</b>
<b>Traffic</b>	Infraction	I	3,726	▲	+1.6%	+57
	Misdemeanor	M	1,130	▼	-32.4%	-542
	Capias	CA	28	▼	-60.0%	-42
	Felony	F	13	▼	-35.0%	-7
	Show Cause	SC	10	▼	-52.4%	-11
	Civil Violation	CV	2	▲	-	+2
	Other	O	0	▼	-100.0%	-1
	<b>Total</b>			<b>4,909</b>	<b>▼</b>	<b>-10.0%</b>
<b>Civil</b>	Warrant in Debt	WD	282	↔	-	-
	Garnishment	GA	192	▼	-3.5%	-7
	Unlawful Detainer	UD	77	▼	-19.8%	-19
	Other	OT	67	▲	+91.4%	+32
	Detinue	DT	50	▼	-41.2%	-35
	Preliminary Protective Order	PP	30	▲	+66.7%	+12
	Admin License	AL	22	▲	+37.5%	+6
	Protective Order	PO	14	▼	-17.6%	-3
	Show Cause	SC	13	▲	+85.7%	+6
	Impoundment	IM	6	▲	+500.0%	+5
	Abstract	AJ	5	▲	+150.0%	+3
	Interrogatory	IN	3	▼	-25.0%	-1
	Overweight	OC	3	▼	-25.0%	-1
	Petition-Restore Arms	PR	3	▲	-	+3
	Counter Claim	CC	2	▲	-	+2
	Tenants Assertion	TA	2	▲	+100.0%	+1
	Bond Forfeiture	BF	1	▼	-75.0%	-3
	Motion for Judgment	MJ	1	↔	-	-
	Zoning Violation	ZO	1	▼	-66.7%	-2
	Capias	CA	0	▼	-100.0%	-1
<b>Total</b>			<b>774</b>	<b>▼</b>	<b>-0.3%</b>	<b>-2</b>
<b>Civil Commitments</b>	Temporary Detention Order	TD	45	▼	-8.2%	-4
	Emergency Custody Order	EC	19	▼	-26.9%	-7
	<b>Total</b>		<b>64</b>	<b>▼</b>	<b>-14.7%</b>	<b>-11</b>
<b>GRAND TOTAL</b>			<b>6,690</b>	<b>▼</b>	<b>-6.5%</b>	<b>-468</b>

**Dispositions by Major Case Category\*\***

Category	Summary	Change	% Change	Absolute Change
Felony	262	▼	+10.1%	+24
Garnishment	195	▼	-3.9%	-8
General Civil	337	▲	-8.7%	-32
Infraction/Civil Violation	3,753	▲	+1.7%	+64
Landlord /Tenant	79	▲	-18.6%	-18
Misdemeanor	1,689	▼	-22.0%	-475

\* Compared to same time period as previous year  
 9/12/2024 1:08:16PM

\*\* Case Type Categories are defined in the 2017 Virginia Judicial Workload Assessment  
 Source: SCV-SQL-Information

**CPSS - GCMS CASELOAD STATISTICS OF THE GENERAL DISTRICT COURTS**  
 January 2024 thru August 2024 Dispositions (Compared to January 2023 thru August 2023)

Other	331	▲	-8.8%	-32
Protective Orders	44	▲	+25.7%	+9
<b>GRAND TOTAL</b>	<b>6,690</b>	▼	-6.5%	-468

\* Compared to same time period as previous year  
 9/12/2024 1:08:16PM

\*\* Case Type Categories are defined in the 2017 Virginia Judicial Workload Assessment  
 Source: SCV-SQL-Information

2024 Overall GRAND TOTAL		Distribution of Caseload			Change*		Percentage (%) of Caseload		
	<b>6,143</b>	<b>Criminal</b>	906	15%	-21.6% ▼	-249	<b>Criminal</b>	2023	2024
	+78 1.3% ↑	<b>Traffic</b>	2,951	48%	1.2% ▲	+36	<b>Traffic</b>	19.0%	14.7%
2024		<b>Civil</b>	1,145	19%	22.5% ▲	+210	<b>Civil</b>	48.1%	48.0%
2023		<b>Civil Commitments</b>	1,141	19%	7.6% ▲	+81	<b>Civil Commitments</b>	15.4%	18.6%
		<b>GRAND TOTAL</b>	<b>6,143</b>	100%	1.3% ▲	+78	<b>GRAND TOTAL</b>	100%	100%

**Dispositions by Division & Code**

Division	Case Type Description	Code	Summary	Change	% Change	Absolute Change
<b>Criminal</b>	Misdemeanor	M	451	▼	-8.9%	-44
	Felony	F	250	▼	-40.0%	-167
	Capias	CA	109	▼	-32.3%	-52
	Show Cause	SC	49	▼	-3.9%	-2
	Civil Violation	CV	43	▲	+104.8%	+22
	Motion	MO	2	▼	-77.8%	-7
	Restricted Operators License	RL	2	▲	+100.0%	+1
	<b>Total</b>			<b>906</b>	▼	<b>-21.6%</b>
<b>Traffic</b>	Infraction	I	2,393	▲	+4.0%	+91
	Misdemeanor	M	416	▼	-6.3%	-28
	Capias	CA	100	▼	-2.9%	-3
	Other	O	21	▼	-47.5%	-19
	Show Cause	SC	12	▲	+33.3%	+3
	Felony	F	6	▼	-45.5%	-5
	Restricted Operators License	RL	2	▲	+100.0%	+1
	Motion	MO	1	▼	-50.0%	-1
	Civil Violation	CV	0	▼	-100.0%	-3
<b>Total</b>			<b>2,951</b>	▲	<b>1.2%</b>	<b>+36</b>
<b>Civil</b>	Warrant in Debt	WD	435	▲	+59.9%	+163
	Garnishment	GA	294	▲	+1.0%	+3
	Unlawful Detainer	UD	193	▲	+14.9%	+25
	Other	OT	48	▲	+29.7%	+11
	Preliminary Protective Order	PP	41	▲	+141.2%	+24
	Protective Order	PO	30	▲	+87.5%	+14
	Detinue	DT	29	▲	+7.4%	+2
	Interrogatory	IN	17	▼	-52.8%	-19
	Show Cause	SC	17	▼	-10.5%	-2
	Admin License	AL	14	▼	-22.2%	-4
	Abstract	AJ	9	▼	-52.6%	-10
	Impoundment	IM	7	▲	+133.3%	+4
	Bond Forfeiture	BF	4	▲	+300.0%	+3
	Motion for Judgment	MJ	3	▼	-25.0%	-1
	Capias	CA	1	▼	-75.0%	-3
	Counter Claim	CC	1	▲	-	+1
	Petition-Restore Arms	PR	1	▼	-50.0%	-1
	Tenants Assertion	TA	1	▲	-	+1
	Cross Claim	CR	0	▼	-100.0%	-1
<b>Total</b>			<b>1,145</b>	▲	<b>22.5%</b>	<b>+210</b>
<b>Civil Commitments</b>	Mental Commitment	MC	708	▲	+10.1%	+65
	Other	OT	258	▲	+14.7%	+33
	Temporary Detention Order	TD	96	▼	-13.5%	-15
	Emergency Custody Order	EC	49	▼	-16.9%	-10
	Petition	PT	30	▲	+36.4%	+8
<b>Total</b>			<b>1,141</b>	▲	<b>7.6%</b>	<b>+81</b>
<b>GRAND TOTAL</b>			<b>6,143</b>	▲	1.3%	+78

\* Compared to same time period as previous year  
 9/12/2024 1:08:16PM

\*\* Case Type Categories are defined in the 2017 Virginia Judicial Workload Assessment  
 Source: SCV-SQL-Information

**CPSS - GCMS CASELOAD STATISTICS OF THE GENERAL DISTRICT COURTS**  
 January 2024 thru August 2024 Dispositions (Compared to January 2023 thru August 2023)

**Dispositions by Major Case Category\*\***

Category	Summary	Change	% Change	Absolute Change
Felony	256	▼	-40.2%	-172
Garnishment	311	▼	-4.9%	-16
General Civil	471	▲	+53.9%	+165
Infraction/Civil Violation	2,457	▼	+3.8%	+91
Involuntary Civil Commitments	288	▲	+16.6%	+41
Landlord /Tenant	194	▲	+15.5%	+26
Misdemeanor	871	▲	-7.4%	-70
Other	1,224	▲	-2.0%	-25
Protective Orders	71	▲	+115.2%	+38
<b>GRAND TOTAL</b>	<b>6,143</b>	▲	1.3%	+78

\* Compared to same time period as previous year  
 9/12/2024 1:08:16PM

\*\* Case Type Categories are defined in the 2017 Virginia Judicial Workload Assessment  
 Source: SCV-SQL-Information

2024 Overall GRAND TOTAL		Distribution of Caseload			Change*		Percentage (%) of Caseload			
<b>3,930</b>	+188 5.0%	<b>Criminal</b>	637	16%	-4.6%	▼	-31	<b>Criminal</b>	2023 17.9%	2024 16.2%
2024	↑	<b>Traffic</b>	1,079	27%	42.3%	▲	+321	<b>Traffic</b>	20.3%	27.5%
2023		<b>Civil</b>	2,108	54%	-4.7%	▲	-104	<b>Civil</b>	59.1%	53.6%
		<b>Civil Commitments</b>	106	3%	1.9%	▲	+2	<b>Civil Commitments</b>	2.8%	2.7%
		<b>GRAND TOTAL</b>	<b>3,930</b>	100%	5.0%	▲	+188	<b>GRAND TOTAL</b>	100%	100%

Dispositions by Division & Code

Division	Case Type Description	Code	Summary	Change	% Change	Absolute Change
<b>Criminal</b>	Misdemeanor	M	316	▲	+2.6%	+8
	Felony	F	207	▲	+1.0%	+2
	Capias	CA	75	▼	-39.0%	-48
	Show Cause	SC	33	▲	+32.0%	+8
	Civil Violation	CV	6	▼	-14.3%	-1
	<b>Total</b>			<b>637</b>	▼	<b>-4.6%</b>
<b>Traffic</b>	Infraction	I	699	▲	+55.7%	+250
	Misdemeanor	M	277	▲	+27.1%	+59
	Capias	CA	69	▲	+102.9%	+35
	Show Cause	SC	17	▼	-51.4%	-18
	Civil Violation	CV	7	▲	+40.0%	+2
	Felony	F	7	▼	-36.4%	-4
	Restricted Operators License	RL	3	▼	-50.0%	-3
	<b>Total</b>			<b>1,079</b>	▲	<b>42.3%</b>
<b>Civil</b>	Warrant in Debt	WD	1,150	▼	-8.7%	-109
	Garnishment	GA	393	▲	+9.5%	+34
	Unlawful Detainer	UD	260	▲	+7.0%	+17
	Detinue	DT	113	▼	-18.1%	-25
	Other	OT	54	▼	-20.6%	-14
	Preliminary Protective Order	PP	42	▼	-8.7%	-4
	Show Cause	SC	21	▼	-4.5%	-1
	Admin License	AL	19	▲	+26.7%	+4
	Interrogatory	IN	15	▼	-40.0%	-10
	Abstract	AJ	14	▲	+55.6%	+5
	Protective Order	PO	13	▲	+8.3%	+1
	Motion for Judgment	MJ	5	▼	-16.7%	-1
	Detinue Seizure	DZ	4	▲	-	+4
	Capias	CA	2	↔	-	-
	Impoundment	IM	2	▼	-60.0%	-3
	Counter Claim	CC	1	↔	-	-
	Tenants Assertion	TA	0	▼	-100.0%	-2
<b>Total</b>			<b>2,108</b>	▼	<b>-4.7%</b>	<b>-104</b>
<b>Civil Commitments</b>	Temporary Detention Order	TD	76	▼	-1.3%	-1
	Emergency Custody Order	EC	30	▲	+11.1%	+3
	<b>Total</b>		<b>106</b>	▲	<b>1.9%</b>	<b>+2</b>
<b>GRAND TOTAL</b>			<b>3,930</b>	▲	5.0%	+188

Dispositions by Major Case Category\*\*

Category	Summary	Change	% Change	Absolute Change
Felony	214	▼	-0.9%	-2
Garnishment	408	▼	+6.3%	+24
General Civil	1,273	▲	-9.4%	-132
Infraction/Civil Violation	712	▲	+54.4%	+251
Landlord /Tenant	260	▼	+6.1%	+15
Misdemeanor	596	▼	+12.0%	+64
Other	412	▲	-6.6%	-29
Protective Orders	55	▼	-5.2%	-3

\* Compared to same time period as previous year  
 9/12/2024 1:08:16PM

\*\* Case Type Categories are defined in the 2017 Virginia Judicial Workload Assessment  
 Source: SCV-SQL-Information

**CPSS - GCMS CASELOAD STATISTICS OF THE GENERAL DISTRICT COURTS**  
January 2024 thru August 2024 Dispositions (Compared to January 2023 thru August 2023)

---

<i><b>GRAND TOTAL</b></i>	<b>3,930</b>	▲	5.0%	+188
---------------------------	--------------	---	------	------

---

\* Compared to same time period as previous year  
9/12/2024 1:08:16PM

\*\* Case Type Categories are defined in the 2017 Virginia Judicial Workload Assessment  
Source: SCV-SQL-Information

2024 Overall GRAND TOTAL		Distribution of Caseload			Change*		Percentage (%) of Caseload		
<b>2,658</b>	-67 -2.5%	<b>Criminal</b>	189	7%	-22.2% ▼	-54	<b>Criminal</b>	2023 8.9%	2024 7.1%
2024		<b>Traffic</b>	2,190	82%	-2.3% ▼	-52	<b>Traffic</b>	82.3%	82.4%
2023		<b>Civil</b>	271	10%	17.8% ▲	+41	<b>Civil</b>	8.4%	10.2%
		<b>Civil Commitments</b>	8	0%	-20.0% ▼	-2	<b>Civil Commitments</b>	0.4%	0.3%
		<b>GRAND TOTAL</b>	<b>2,658</b>	100%	-2.5% ▼	-67	<b>GRAND TOTAL</b>	100%	100%

**Dispositions by Division & Code**

Division	Case Type Description	Code	Summary	Change	% Change	Absolute Change
<b>Criminal</b>	Misdemeanor	M	119	▼	-29.2%	-49
	Felony	F	25	▼	-16.7%	-5
	Show Cause	SC	17	▼	-10.5%	-2
	Capias	CA	12	▲	+20.0%	+2
	Civil Violation	CV	10	▲	+11.1%	+1
	Motion	MO	5	▲	+66.7%	+2
	Restricted Operators License	RL	1	▼	-75.0%	-3
	<b>Total</b>			<b>189</b>	▼	<b>-22.2%</b>
<b>Traffic</b>	Infraction	I	1,857	▼	-1.0%	-18
	Misdemeanor	M	319	▼	-10.4%	-37
	Show Cause	SC	5	▲	+66.7%	+2
	Capias	CA	4	↔		-
	Felony	F	4	↔		-
	Motion	MO	1	▲	-	+1
<b>Total</b>			<b>2,190</b>	▼	<b>-2.3%</b>	<b>-52</b>
<b>Civil</b>	Warrant in Debt	WD	124	▲	+21.6%	+22
	Garnishment	GA	50	▼	-15.3%	-9
	Admin License	AL	46	▲	+130.0%	+26
	Unlawful Detainer	UD	21	▼	-22.2%	-6
	Other	OT	8	▼	-20.0%	-2
	Impoundment	IM	6	▲	+20.0%	+1
	Preliminary Protective Order	PP	5	▲	+150.0%	+3
	Protective Order	PO	5	▲	-	+5
	Bond Forfeiture	BF	2	▲	+100.0%	+1
	Abstract	AJ	1	▲	-	+1
	Detinue	DT	1	▼	-50.0%	-1
	Motion for Judgment	MJ	1	▲	-	+1
	Show Cause	SC	1	↔		-
Interrogatory	IN	0	▼	-100.0%	-1	
<b>Total</b>			<b>271</b>	▲	<b>17.8%</b>	<b>+41</b>
<b>Civil Commitments</b>	Temporary Detention Order	TD	5	▼	-44.4%	-4
	Emergency Custody Order	EC	3	▲	+200.0%	+2
<b>Total</b>			<b>8</b>	▼	<b>-20.0%</b>	<b>-2</b>
<b>GRAND TOTAL</b>			<b>2,658</b>	▼	-2.5%	-67

**Dispositions by Major Case Category\*\***



Category	Summary	Change	% Change	Absolute Change
Felony	29	▼	-14.7%	-5
Garnishment	50	▼	-16.7%	-10
General Civil	129	▲	+19.4%	+21
Infraction/Civil Violation	1,867	▲	-0.9%	-17
Landlord /Tenant	21	▼	-22.2%	-6
Misdemeanor	439	▼	-16.9%	-89
Other	113	▲	+37.8%	+31
Protective Orders	10	▲	+400.0%	+8
<b>GRAND TOTAL</b>	<b>2,658</b>	▼	-2.5%	-67

\* Compared to same time period as previous year  
 9/12/2024 1:08:16PM

\*\* Case Type Categories are defined in the 2017 Virginia Judicial Workload Assessment  
 Source: SCV-SQL-Information





2024 Overall GRAND TOTAL		Distribution of Caseload			Change*		Percentage (%) of Caseload		
<b>12,229</b>	+708 6.1%	<b>Criminal</b>	1,947	16%	-12.3% ▼	-272	<b>Criminal</b>	2023 19.3%	2024 15.9%
2024 	↑	<b>Traffic</b>	7,686	63%	10.7% ▲	+743	<b>Traffic</b>	60.3%	62.9%
2023 		<b>Civil</b>	2,513	21%	10.2% ▲	+233	<b>Civil</b>	19.8%	20.5%
		<b>Civil Commitments</b>	83	1%	5.1% ▲	+4	<b>Civil Commitments</b>	0.7%	0.7%
		<b>GRAND TOTAL</b>	<b>12,229</b>	100%	6.1% ▲	+708	<b>GRAND TOTAL</b>	100%	100%

**Dispositions by Division & Code**

Division	Case Type Description	Code	Summary	Change	% Change	Absolute Change
<b>Criminal</b>	Misdemeanor	M	1,072	▲	+7.8%	+78
	Felony	F	386	▼	-47.5%	-349
	Capias	CA	231	▲	+13.8%	+28
	Show Cause	SC	205	▼	-2.8%	-6
	Civil Violation	CV	53	▼	-30.3%	-23
	<b>Total</b>			<b>1,947</b>	▼	<b>-12.3%</b>
<b>Traffic</b>	Infraction	I	5,957	▲	+11.4%	+610
	Misdemeanor	M	1,563	▲	+8.5%	+122
	Capias	CA	84	▼	-4.5%	-4
	Show Cause	SC	47	▲	+17.5%	+7
	Felony	F	32	▲	+33.3%	+8
	Civil Violation	CV	2	↔		-
	Other	O	1	↔		-
	<b>Total</b>			<b>7,686</b>	▲	<b>10.7%</b>
<b>Civil</b>	Warrant in Debt	WD	1,187	▲	+31.9%	+287
	Garnishment	GA	717	▲	+9.8%	+64
	Unlawful Detainer	UD	159	▼	-8.6%	-15
	Admin License	AL	105	▼	-23.4%	-32
	Other	OT	70	▲	+40.0%	+20
	Motor Carrier	MC	52	▼	-34.2%	-27
	Overweight	OC	45	▼	-28.6%	-18
	Preliminary Protective Order	PP	42	▲	+16.7%	+6
	Protective Order	PO	41	▲	+24.2%	+8
	Show Cause	SC	29	▼	-21.6%	-8
	Bond Forfeiture	BF	17	▼	-5.6%	-1
	Abstract	AJ	15	▼	-55.9%	-19
	Interrogatory	IN	13	▲	+44.4%	+4
	Impoundment	IM	12	▼	-72.7%	-32
	Detinue	DT	6	↔		-
	Petition-Restore Arms	PR	3	▲	+200.0%	+2
	Capias	CA	0	▼	-100.0%	-1
	Motion for Judgment	MJ	0	▼	-100.0%	-3
	Restricted Operators License	RL	0	▼	-100.0%	-1
	Tenants Assertion	TA	0	▼	-100.0%	-1
<b>Total</b>			<b>2,513</b>	▲	<b>10.2%</b>	<b>+233</b>
<b>Civil Commitments</b>	Temporary Detention Order	TD	58	▲	+3.6%	+2
	Emergency Custody Order	EC	25	▲	+8.7%	+2
	<b>Total</b>		<b>83</b>	▲	<b>5.1%</b>	<b>+4</b>
<b>GRAND TOTAL</b>			<b>12,229</b>	▲	6.1%	+708

**Dispositions by Major Case Category\*\***

Category	Summary	Change	% Change	Absolute Change
Felony	418	▼	-44.9%	-341
Garnishment	730	▲	+10.3%	+68
General Civil	1,199	▲	+30.0%	+277
Infraction/Civil Violation	6,110	▼	+9.7%	+542
Landlord /Tenant	159	▼	-9.1%	-16
Misdemeanor	2,635	▼	+8.2%	+199

\* Compared to same time period as previous year  
 9/12/2024 1:08:16PM

\*\* Case Type Categories are defined in the 2017 Virginia Judicial Workload Assessment  
 Source: SCV-SQL-Information

**CPSS - GCMS CASELOAD STATISTICS OF THE GENERAL DISTRICT COURTS**  
 January 2024 thru August 2024 Dispositions (Compared to January 2023 thru August 2023)

Other	895	▼	-3.8%	-35
Protective Orders	83	▲	+20.3%	+14
<b>GRAND TOTAL</b>	<b>12,229</b>	▲	6.1%	+708

\* Compared to same time period as previous year  
 9/12/2024 1:08:16PM

\*\* Case Type Categories are defined in the 2017 Virginia Judicial Workload Assessment  
 Source: SCV-SQL-Information

2024 Overall GRAND TOTAL		Distribution of Caseload			Change*		Percentage (%) of Caseload		
<b>4,558</b>	+235 5.4%	<b>Criminal</b>	598	13%	-37.1% ▼	-353	<b>Criminal</b>	2023 22.0%	2024 13.1%
2024	↑	<b>Traffic</b>	3,076	67%	21.6% ▲	+547	<b>Traffic</b>	58.5%	67.5%
2023		<b>Civil</b>	831	18%	3.2% ▲	+26	<b>Civil</b>	18.6%	18.2%
		<b>Civil Commitments</b>	53	1%	39.5% ▲	+15	<b>Civil Commitments</b>	0.9%	1.2%
		<b>GRAND TOTAL</b>	<b>4,558</b>	100%	5.4% ▲	+235	<b>GRAND TOTAL</b>	100%	100%

**Dispositions by Division & Code**

Division	Case Type Description	Code	Summary	Change	% Change	Absolute Change
<b>Criminal</b>	Misdemeanor	M	266	▼	-50.5%	-271
	Felony	F	227	▼	-24.8%	-75
	Show Cause	SC	50	▲	+22.0%	+9
	Capias	CA	35	▼	-30.0%	-15
	Civil Violation	CV	19	↔		-
	Motion	MO	1	▲	-	+1
	Restricted Operators License	RL	0	▼	-100.0%	-2
	<b>Total</b>			<b>598</b>	▼	<b>-37.1%</b>
<b>Traffic</b>	Infraction	I	2,521	▲	+34.1%	+641
	Misdemeanor	M	522	▼	-14.0%	-85
	Show Cause	SC	17	▼	-5.6%	-1
	Capias	CA	10	▼	-37.5%	-6
	Felony	F	6	↔		-
	Restricted Operators License	RL	0	▼	-100.0%	-2
	<b>Total</b>			<b>3,076</b>	▲	<b>21.6%</b>
<b>Civil</b>	Warrant in Debt	WD	334	▼	-5.9%	-21
	Garnishment	GA	279	▲	+25.1%	+56
	Unlawful Detainer	UD	62	▼	-19.5%	-15
	Other	OT	32	▲	-25.6%	-11
	Preliminary Protective Order	PP	25	▲	+78.6%	+11
	Detinue	DT	21	▲	+23.5%	+4
	Interrogatory	IN	21	▲	+5.0%	+1
	Admin License	AL	17	▼	-10.5%	-2
	Protective Order	PO	13	▲	+18.2%	+2
	Show Cause	SC	10	▼	-28.6%	-4
	Abstract	AJ	8	▲	+100.0%	+4
	Impoundment	IM	7	▲	+600.0%	+6
	Counter Claim	CC	2	↔		-
	Motion for Judgment	MJ	0	▼	-100.0%	-1
	Petition-Restore Arms	PR	0	▼	-100.0%	-1
	Restricted Operators License	RL	0	▼	-100.0%	-1
	Tenants Assertion	TA	0	▼	-100.0%	-1
	Third Party Claim	TH	0	▼	-100.0%	-1
<b>Total</b>			<b>831</b>	▲	<b>3.2%</b>	<b>+26</b>
<b>Civil Commitments</b>	Temporary Detention Order	TD	36	▲	+71.4%	+15
	Emergency Custody Order	EC	17	↔		-
<b>Total</b>			<b>53</b>	▲	<b>39.5%</b>	<b>+15</b>
<b>GRAND TOTAL</b>			<b>4,558</b>	▲	5.4%	+235

**Dispositions by Major Case Category\*\***

Category	Summary	Change	% Change	Absolute Change
Felony	233	▼	-24.4%	-75
Garnishment	300	▲	+23.5%	+57
General Civil	357	▼	-4.8%	-18
Infraction/Civil Violation	2,540	▲	+33.8%	+641
Landlord /Tenant	62	▼	-20.5%	-16
Misdemeanor	788	▼	-31.4%	-361
Other	240	▲	-2.4%	-6

\* Compared to same time period as previous year  
 9/12/2024 1:08:16PM

\*\* Case Type Categories are defined in the 2017 Virginia Judicial Workload Assessment  
 Source: SCV-SQL-Information

**CPSS - GCMS CASELOAD STATISTICS OF THE GENERAL DISTRICT COURTS**  
January 2024 thru August 2024 Dispositions (Compared to January 2023 thru August 2023)

Protective Orders	38	▲	+52.0%	+13
<b>GRAND TOTAL</b>	<b>4,558</b>	▲	5.4%	+235

\* Compared to same time period as previous year  
9/12/2024 1:08:16PM

\*\* Case Type Categories are defined in the 2017 Virginia Judicial Workload Assessment  
Source: SCV-SQL-Information

2024 Overall GRAND TOTAL		Distribution of Caseload			Change*		Percentage (%) of Caseload		
<b>23,788</b>	-698 -2.9%	<b>Criminal</b>	3,838	16%	-6.5% ▼	-265	<b>Criminal</b>	2023 16.8%	2024 16.1%
2024		<b>Traffic</b>	13,641	57%	-2.9% ▼	-401	<b>Traffic</b>	57.3%	57.3%
2023		<b>Civil</b>	5,873	25%	0.0% ▲	+2	<b>Civil</b>	24.0%	24.7%
		<b>Civil Commitments</b>	436	2%	-7.2% ▼	-34	<b>Civil Commitments</b>	1.9%	1.8%
		<b>GRAND TOTAL</b>	<b>23,788</b>	100%	-2.9% ▼	-698	<b>GRAND TOTAL</b>	100%	100%

Dispositions by Division & Code

Division	Case Type Description	Code	Summary	Change	% Change	Absolute Change
<b>Criminal</b>	Misdemeanor	M	2,077	▼	-2.1%	-44
	Felony	F	1,104	▼	-11.4%	-142
	Capias	CA	313	▼	-20.4%	-80
	Show Cause	SC	253	▲	+3.3%	+8
	Civil Violation	CV	91	▼	-6.2%	-6
	Restricted Operators License	RL	0	▼	-100.0%	-1
	<b>Total</b>			<b>3,838</b>	▼	<b>-6.5%</b>
<b>Traffic</b>	Infraction	I	10,100	▼	-6.3%	-674
	Misdemeanor	M	3,219	▲	+2.3%	+71
	Civil Violation	CV	189	▲	+2,600.0%	+182
	Felony	F	45	▲	+12.5%	+5
	Capias	CA	44	▲	+37.5%	+12
	Show Cause	SC	38	▲	+15.2%	+5
	Restricted Operators License	RL	6	▼	-14.3%	-1
	Other	O	0	▼	-100.0%	-1
<b>Total</b>			<b>13,641</b>	▼	<b>-2.9%</b>	<b>-401</b>
<b>Civil</b>	Warrant in Debt	WD	3,003	▲	+10.7%	+290
	Garnishment	GA	898	▼	-12.0%	-122
	Unlawful Detainer	UD	755	▼	-15.5%	-138
	Admin License	AL	208	▲	+30.0%	+48
	Other	OT	179	▲	+14.0%	+22
	Impoundment	IM	175	▲	+59.1%	+65
	Detinue	DT	134	▼	-5.0%	-7
	Preliminary Protective Order	PP	115	▼	-17.3%	-24
	Protective Order	PO	100	▼	-18.0%	-22
	Bond Forfeiture	BF	93	▲	+3.3%	+3
	Interrogatory	IN	85	▼	-28.0%	-33
	Show Cause	SC	57	▼	-43.6%	-44
	Abstract	AJ	36	▼	-53.8%	-42
	Motion for Judgment	MJ	20	▲	+100.0%	+10
	Capias	CA	4	▲	+100.0%	+2
	Overweight	OC	4	▲	+300.0%	+3
	Tenants Assertion	TA	3	▼	-25.0%	-1
	Petition-Restore Arms	PR	2	▼	-33.3%	-1
	Counter Claim	CC	1	▼	-87.5%	-7
	Cross Claim	CR	1	▲	-	+1
Restricted Operators License	RL	0	▼	-100.0%	-1	
<b>Total</b>			<b>5,873</b>	▲	<b>0.0%</b>	<b>+2</b>
<b>Civil Commitments</b>	Temporary Detention Order	TD	179	▼	-2.7%	-5
	Mental Commitment	MC	108	▼	-12.2%	-15
	Emergency Custody Order	EC	95	▼	-8.7%	-9
	Petition	PT	33	▼	-28.3%	-13
	Other	OT	17	▲	+30.8%	+4
	Medical Emergency Temporary Detention Order	MT	3	▲	-	+3
	Medical Emergency Custody Order	ME	1	▲	-	+1
<b>Total</b>			<b>436</b>	▼	<b>-7.2%</b>	<b>-34</b>
<b>GRAND TOTAL</b>			<b>23,788</b>	▼	<b>-2.9%</b>	<b>-698</b>

\* Compared to same time period as previous year

\*\* Case Type Categories are defined in the 2017 Virginia Judicial Workload Assessment

**Dispositions by Major Case Category\*\***

Category	Summary	Change	% Change	Absolute Change
Felony	1,149	▲	-10.7%	-137
Garnishment	983	▼	-13.6%	-155
General Civil	3,195	▲	+10.6%	+306
Infraction/Civil Violation	10,384	▲	-4.6%	-496
Involuntary Civil Commitments	50	▲	-15.3%	-9
Landlord /Tenant	758	▼	-15.5%	-139
Misdemeanor	5,302	▼	+0.5%	+24
Other	1,752	▲	-2.6%	-46
Protective Orders	215	▼	-17.6%	-46
<b>GRAND TOTAL</b>	<b>23,788</b>	▼	-2.9%	-698

\* Compared to same time period as previous year  
 9/12/2024 1:08:16PM

\*\* Case Type Categories are defined in the 2017 Virginia Judicial Workload Assessment  
 Source: SCV-SQL-Information

2024 Overall GRAND TOTAL		Distribution of Caseload			Change*		Percentage (%) of Caseload		
<b>9,022</b>	+1,179 15.0%	<b>Criminal</b>	949	11%	-6.1% ▼	-62	<b>Criminal</b>	2023 12.9%	2024 10.5%
2024		<b>Traffic</b>	6,701	74%	21.1% ▲	+1,167	<b>Traffic</b>	70.6%	74.3%
2023		<b>Civil</b>	1,325	15%	5.8% ▲	+73	<b>Civil</b>	16.0%	14.7%
		<b>Civil Commitments</b>	47	1%	2.2% ▲	+1	<b>Civil Commitments</b>	0.6%	0.5%
		<b>GRAND TOTAL</b>	<b>9,022</b>	100%	15.0% ▲	+1,179	<b>GRAND TOTAL</b>	100%	100%

**Dispositions by Division & Code**

Division	Case Type Description	Code	Summary	Change	% Change	Absolute Change
<b>Criminal</b>	Misdemeanor	M	474	▼	-9.9%	-52
	Felony	F	232	▼	-18.9%	-54
	Show Cause	SC	109	▲	+78.7%	+48
	Capias	CA	81	▼	-16.5%	-16
	Civil Violation	CV	42	▲	+16.7%	+6
	Motion	MO	11	▲	+120.0%	+6
	<b>Total</b>			<b>949</b>	▼	<b>-6.1%</b>
<b>Traffic</b>	Infraction	I	5,261	▲	+27.9%	+1,149
	Misdemeanor	M	1,357	▲	+0.4%	+6
	Capias	CA	37	▲	+12.1%	+4
	Show Cause	SC	29	▲	+31.8%	+7
	Felony	F	15	↔		-
	Civil Violation	CV	1	↔		-
	Motion	MO	1	▲	-	+1
<b>Total</b>			<b>6,701</b>	▲	<b>21.1%</b>	<b>+1,167</b>
<b>Civil</b>	Warrant in Debt	WD	570	▲	+6.1%	+33
	Garnishment	GA	415	▲	+27.7%	+90
	Unlawful Detainer	UD	127	↔		-
	Other	OT	50	▲	-13.8%	-8
	Admin License	AL	46	↔		-
	Show Cause	SC	29	▲	+70.6%	+12
	Preliminary Protective Order	PP	19	▼	-40.6%	-13
	Bond Forfeiture	BF	16	▼	-11.1%	-2
	Abstract	AJ	13	▼	-69.8%	-30
	Protective Order	PO	11	▼	-26.7%	-4
	Interrogatory	IN	10	▼	-16.7%	-2
	Impoundment	IM	9	▲	+12.5%	+1
	Detinue	DT	7	▲	+16.7%	+1
	Capias	CA	1	▼	-75.0%	-3
	Motion for Judgment	MJ	1	↔		-
	Tenants Assertion	TA	1	▲	-	+1
	Counter Claim	CC	0	▼	-100.0%	-1
	Overweight	OC	0	▼	-100.0%	-1
Restricted Operators License	RL	0	▼	-100.0%	-1	
<b>Total</b>			<b>1,325</b>	▲	<b>5.8%</b>	<b>+73</b>
<b>Civil Commitments</b>	Temporary Detention Order	TD	26	▼	-21.2%	-7
	Emergency Custody Order	EC	21	▲	+61.5%	+8
	<b>Total</b>		<b>47</b>	▲	<b>2.2%</b>	<b>+1</b>
<b>GRAND TOTAL</b>			<b>9,022</b>	▲	15.0%	+1,179

**Dispositions by Major Case Category\*\***

Category	Summary	Change	% Change	Absolute Change
Felony	247	▼	-17.9%	-54
Garnishment	425	▲	+26.1%	+88
General Civil	587	▲	+7.3%	+40
Infraction/Civil Violation	5,304	▼	+27.8%	+1,154
Landlord /Tenant	128	▲	+0.8%	+1
Misdemeanor	1,831	▼	-2.5%	-47

\* Compared to same time period as previous year  
 9/12/2024 1:08:16PM

\*\* Case Type Categories are defined in the 2017 Virginia Judicial Workload Assessment  
 Source: SCV-SQL-Information



**CPSS - GCMS CASELOAD STATISTICS OF THE GENERAL DISTRICT COURTS**  
January 2024 thru August 2024 Dispositions (Compared to January 2023 thru August 2023)

Other	470	▲	+3.1%	+14
Protective Orders	30	▼	-36.2%	-17
<b>GRAND TOTAL</b>	<b>9,022</b>	▲	15.0%	+1,179

\* Compared to same time period as previous year  
9/12/2024 1:08:16PM

\*\* Case Type Categories are defined in the 2017 Virginia Judicial Workload Assessment  
Source: SCV-SQL-Information

2024 Overall GRAND TOTAL		Distribution of Caseload			Change*		Percentage (%) of Caseload		
<b>7,201</b>	+510 7.6%	<b>Criminal</b>	1,640	23%	9.3% ▲	+140	<b>Criminal</b>	2023 22.4%	2024 22.8%
2024		<b>Traffic</b>	3,694	51%	0.0%	0	<b>Traffic</b>	55.2%	51.3%
2023		<b>Civil</b>	1,769	25%	25.6% ▲	+360	<b>Civil</b>	21.1%	24.6%
		<b>Civil Commitments</b>	98	1%	11.4% ▲	+10	<b>Civil Commitments</b>	1.3%	1.4%
		<b>GRAND TOTAL</b>	<b>7,201</b>	100%	7.6% ▲	+510	<b>GRAND TOTAL</b>	100%	100%

**Dispositions by Division & Code**

Division	Case Type Description	Code	Summary	Change	% Change	Absolute Change
<b>Criminal</b>	Misdemeanor	M	899	▲	+14.1%	+111
	Felony	F	433	▲	+13.6%	+52
	Capias	CA	135	▼	-10.0%	-15
	Show Cause	SC	115	▼	-18.4%	-26
	Civil Violation	CV	58	▲	+48.7%	+19
	Restricted Operators License	RL	0	▼	-100.0%	-1
	<b>Total</b>			<b>1,640</b>	<b>▲</b>	<b>9.3%</b>
<b>Traffic</b>	Infraction	I	2,728	▼	-4.4%	-125
	Misdemeanor	M	859	▲	+14.4%	+108
	Civil Violation	CV	37	▲	+3,600.0%	+36
	Capias	CA	32	▼	-20.0%	-8
	Show Cause	SC	26	▼	-13.3%	-4
	Felony	F	11	▼	-42.1%	-8
	Other	O	1	▲	-	+1
<b>Total</b>			<b>3,694</b>		<b>0.0%</b>	<b>0</b>
<b>Civil</b>	Warrant in Debt	WD	750	▲	+34.4%	+192
	Garnishment	GA	468	▲	+20.9%	+81
	Unlawful Detainer	UD	159	▼	-5.4%	-9
	Impoundment	IM	97	▲	+38.6%	+27
	Admin License	AL	78	▲	+41.8%	+23
	Other	OT	41	▲	+13.9%	+5
	Detinue	DT	38	▲	+40.7%	+11
	Show Cause	SC	33	▲	+175.0%	+21
	Interrogatory	IN	30	▲	+500.0%	+25
	Preliminary Protective Order	PP	23	↔	-	-
	Protective Order	PO	20	▲	+5.3%	+1
	Abstract	AJ	17	▼	-51.4%	-18
	Bond Forfeiture	BF	7	▲	+75.0%	+3
	Overweight	OC	4	▲	+100.0%	+2
	Counter Claim	CC	1	▼	-50.0%	-1
	Motion for Judgment	MJ	1	▼	-50.0%	-1
	Petition-Restore Arms	PR	1	↔	-	-
	Tenants Assertion	TA	1	▲	-	+1
	Capias	CA	0	▼	-100.0%	-1
	Restricted Operators License	RL	0	▼	-100.0%	-1
Third Party Claim	TH	0	▼	-100.0%	-1	
<b>Total</b>			<b>1,769</b>	<b>▲</b>	<b>25.6%</b>	<b>+360</b>
<b>Civil Commitments</b>	Temporary Detention Order	TD	61	▼	-7.6%	-5
	Emergency Custody Order	EC	37	▲	+68.2%	+15
<b>Total</b>			<b>98</b>	<b>▲</b>	<b>11.4%</b>	<b>+10</b>
<b>GRAND TOTAL</b>			<b>7,201</b>	<b>▲</b>	<b>7.6%</b>	<b>+510</b>

**Dispositions by Major Case Category\*\***

Category	Summary	Change	% Change	Absolute Change
Felony	444	▼	+11.0%	+44
Garnishment	498	▲	+27.0%	+106
General Civil	797	▲	+34.2%	+203
Infraction/Civil Violation	2,828	▲	-2.3%	-67

\* Compared to same time period as previous year  
 9/12/2024 1:08:16PM

\*\* Case Type Categories are defined in the 2017 Virginia Judicial Workload Assessment  
 Source: SCV-SQL-Information

**CPSS - GCMS CASELOAD STATISTICS OF THE GENERAL DISTRICT COURTS**  
 January 2024 thru August 2024 Dispositions (Compared to January 2023 thru August 2023)

Landlord /Tenant	160	▲	-4.8%	-8
Misdemeanor	1,758	▼	+14.1%	+217
Other	673	▲	+2.1%	+14
Protective Orders	43	▲	+2.4%	+1
<b>GRAND TOTAL</b>	<b>7,201</b>	▲	7.6%	+510

\* Compared to same time period as previous year  
 9/12/2024 1:08:16PM

\*\* Case Type Categories are defined in the 2017 Virginia Judicial Workload Assessment  
 Source: SCV-SQL-Information

2024 Overall GRAND TOTAL		Distribution of Caseload			Change*		Percentage (%) of Caseload		
<b>7,611</b>	+515 7.3%	<b>Criminal</b>	1,823	24%	14.7% ▲	+234	<b>Criminal</b>	2023 22.4%	2024 24.0%
2024		<b>Traffic</b>	2,968	39%	3.7% ▲	+105	<b>Traffic</b>	40.3%	39.0%
2023		<b>Civil</b>	2,548	33%	5.6% ▲	+135	<b>Civil</b>	34.0%	33.5%
		<b>Civil Commitments</b>	272	4%	17.7% ▲	+41	<b>Civil Commitments</b>	3.3%	3.6%
		<b>GRAND TOTAL</b>	<b>7,611</b>	100%	7.3% ▲	+515	<b>GRAND TOTAL</b>	100%	100%

**Dispositions by Division & Code**

Division	Case Type Description	Code	Summary	Change	% Change	Absolute Change
<b>Criminal</b>	Misdemeanor	M	1,043	▲	+13.6%	+125
	Felony	F	374	▲	+20.6%	+64
	Capias	CA	225	▲	+21.0%	+39
	Show Cause	SC	158	▲	+9.0%	+13
	Civil Violation	CV	23	▼	-23.3%	-7
	<b>Total</b>			<b>1,823</b>	▲	<b>14.7%</b>
<b>Traffic</b>	Infraction	I	2,034	▼	-0.7%	-15
	Misdemeanor	M	709	▲	+16.8%	+102
	Other	O	156	▲	+9.9%	+14
	Capias	CA	33	▼	-8.3%	-3
	Show Cause	SC	21	↔		-
	Felony	F	15	▲	+114.3%	+8
	Civil Violation	CV	0	▼	-100.0%	-1
	<b>Total</b>			<b>2,968</b>	▲	<b>3.7%</b>
<b>Civil</b>	Warrant in Debt	WD	1,023	▲	+17.5%	+152
	Garnishment	GA	887	▼	-1.4%	-13
	Unlawful Detainer	UD	241	▼	-1.6%	-4
	Admin License	AL	106	▲	+53.6%	+37
	Other	OT	57	▼	+5.6%	+3
	Detinue	DT	50	▼	-34.2%	-26
	Abstract	AJ	43	▼	-15.7%	-8
	Protective Order	PO	37	▲	+8.8%	+3
	Preliminary Protective Order	PP	34	▲	+70.0%	+14
	Impoundment	IM	19	▲	+111.1%	+10
	Bond Forfeiture	BF	15	▼	-11.8%	-2
	Interrogatory	IN	14	▲	+16.7%	+2
	Show Cause	SC	13	▼	-56.7%	-17
	Zoning Violation	ZO	7	▼	-53.3%	-8
	Motion for Judgment	MJ	2	▲	-	+2
	Capias	CA	0	▼	-100.0%	-3
	Petition-Restore Arms	PR	0	▼	-100.0%	-3
	Tenants Assertion	TA	0	▼	-100.0%	-4
<b>Total</b>			<b>2,548</b>	▲	<b>5.6%</b>	<b>+135</b>
<b>Civil Commitments</b>	Mental Commitment	MC	166	▲	+12.2%	+18
	Temporary Detention Order	TD	59	▲	+37.2%	+16
	Emergency Custody Order	EC	31	▲	+14.8%	+4
	Other	OT	15	▲	+25.0%	+3
	Medical Emergency Temporary Detention Order	MT	1	↔		-
<b>Total</b>			<b>272</b>	▲	<b>17.7%</b>	<b>+41</b>
<b>GRAND TOTAL</b>			<b>7,611</b>	▲	7.3%	+515

**Dispositions by Major Case Category\*\***

Category	Summary	Change	% Change	Absolute Change
Felony	389	▲	+22.7%	+72
Garnishment	901	▲	-1.2%	-11
General Civil	1,080	▲	+13.0%	+124
Infraction/Civil Violation	2,213	▼	-0.4%	-9
Involuntary Civil Commitments	15	▲	+25.0%	+3

\* Compared to same time period as previous year  
 9/12/2024 1:08:16PM


\*\* Case Type Categories are defined in the 2017 Virginia Judicial Workload Assessment  
 Source: SCV-SQL-Information

**CPSS - GCMS CASELOAD STATISTICS OF THE GENERAL DISTRICT COURTS**  
 January 2024 thru August 2024 Dispositions (Compared to January 2023 thru August 2023)

Landlord /Tenant	241	▼	-3.2%	-8
Misdemeanor	1,759	▼	+14.2%	+219
Other	942	▲	+12.9%	+108
Protective Orders	71	▲	+31.5%	+17
<b>GRAND TOTAL</b>	<b>7,611</b>	▲	7.3%	+515

\* Compared to same time period as previous year  
 9/12/2024 1:08:16PM

\*\* Case Type Categories are defined in the 2017 Virginia Judicial Workload Assessment  
 Source: SCV-SQL-Information

2024 Overall GRAND TOTAL		Distribution of Caseload			Change*		Percentage (%) of Caseload		
<b>5,193</b>	-4 -0.1%	<b>Criminal</b>	225	4%	-6.3% ▼	-15	<b>Criminal</b>	2023 4.6%	2024 4.3%
		<b>Traffic</b>	4,732	91%	-1.1% ▼	-54	<b>Traffic</b>	92.1%	91.1%
		<b>Civil</b>	232	4%	41.5% ▲	+68	<b>Civil</b>	3.2%	4.5%
		<b>Civil Commitments</b>	4	0%	-42.9% ▼	-3	<b>Civil Commitments</b>	0.1%	0.1%
		<b>GRAND TOTAL</b>	<b>5,193</b>	100%	-0.1% ▼	-4	<b>GRAND TOTAL</b>	100%	100%

**Dispositions by Division & Code**

Division	Case Type Description	Code	Summary	Change	% Change	Absolute Change
<b>Criminal</b>	Misdemeanor	M	105	▼	-1.9%	-2
	Felony	F	81	▼	-25.0%	-27
	Show Cause	SC	27	▲	+80.0%	+12
	Capias	CA	8	▲	+14.3%	+1
	Civil Violation	CV	4	▲	+33.3%	+1
	<b>Total</b>			<b>225</b>	▼	<b>-6.3%</b>
<b>Traffic</b>	Infraction	I	3,891	▲	+1.1%	+43
	Misdemeanor	M	831	▼	-10.5%	-97
	Civil Violation	CV	9	▲	+200.0%	+6
	Show Cause	SC	1	▼	-80.0%	-4
	Capias	CA	0	▼	-100.0%	-1
	Felony	F	0	▼	-100.0%	-1
	<b>Total</b>			<b>4,732</b>	▼	<b>-1.1%</b>
<b>Civil</b>	Warrant in Debt	WD	111	▲	+101.8%	+56
	Garnishment	GA	27	▲	+17.4%	+4
	Motor Carrier	MC	24	▲	+60.0%	+9
	Overweight	OC	17	▲	+70.0%	+7
	Admin License	AL	12	▼	-61.3%	-19
	Bond Forfeiture	BF	12	▲	+20.0%	+2
	Unlawful Detainer	UD	10	▲	+233.3%	+7
	Other	OT	9	↔		-
	Preliminary Protective Order	PP	5	▲	+66.7%	+2
	Detinue	DT	3	▲	+200.0%	+2
	Protective Order	PO	1	▲	-	+1
	Show Cause	SC	1	▲	-	+1
	Abstract	AJ	0	▼	-100.0%	-2
	Impoundment	IM	0	▼	-100.0%	-1
	Tenants Assertion	TA	0	▼	-100.0%	-1
<b>Total</b>			<b>232</b>	▲	<b>41.5%</b>	<b>+68</b>
<b>Civil Commitments</b>	Temporary Detention Order	TD	3	▼	-40.0%	-2
	Emergency Custody Order	EC	1	▼	-50.0%	-1
	<b>Total</b>		<b>4</b>	▼	<b>-42.9%</b>	<b>-3</b>
<b>GRAND TOTAL</b>			<b>5,193</b>	▼	-0.1%	-4

**Dispositions by Major Case Category\*\***

Category	Summary	Change	% Change	Absolute Change	
Felony	81	▼	-25.7%	-28	
Garnishment	27	▲	+17.4%	+4	
General Civil	114	▲	+103.6%	+58	
Infraction/Civil Violation	3,945	▲	+1.7%	+66	
Landlord /Tenant	10	▲	+150.0%	+6	
Misdemeanor	936	▼	-9.6%	-99	
Other	74	▲	-15.9%	-14	
Protective Orders	6	▲	+100.0%	+3	
<b>GRAND TOTAL</b>		<b>5,193</b>	▼	-0.1%	-4

2024 Overall GRAND TOTAL		Distribution of Caseload			Change*		Percentage (%) of Caseload		
<b>13,707</b>	-182 -1.3%	<b>Criminal</b>	551	4%	-10.7% ▼	-66	<b>Criminal</b>	2023 4.4%	2024 4.0%
2024		<b>Traffic</b>	12,277	90%	-2.1% ▼	-261	<b>Traffic</b>	90.3%	89.6%
2023		<b>Civil</b>	830	6%	21.5% ▲	+147	<b>Civil</b>	4.9%	6.1%
		<b>Civil Commitments</b>	49	0%	-3.9% ▼	-2	<b>Civil Commitments</b>	0.4%	0.4%
		<b>GRAND TOTAL</b>	<b>13,707</b>	100%	-1.3% ▼	-182	<b>GRAND TOTAL</b>	100%	100%

Dispositions by Division & Code

Division	Case Type Description	Code	Summary	Change	% Change	Absolute Change
<b>Criminal</b>	Misdemeanor	M	296	▼	-21.7%	-82
	Felony	F	191	▲	+1.6%	+3
	Capias	CA	37	▲	+23.3%	+7
	Show Cause	SC	19	▲	+90.0%	+9
	Civil Violation	CV	8	▼	-27.3%	-3
	<b>Total</b>			<b>551</b>	▼	<b>-10.7%</b>
<b>Traffic</b>	Infraction	I	10,706	▼	-3.1%	-338
	Misdemeanor	M	1,536	▲	+5.9%	+86
	Felony	F	13	▼	-35.0%	-7
	Capias	CA	12	↔		-
	Show Cause	SC	10	▼	-16.7%	-2
	<b>Total</b>			<b>12,277</b>	▼	<b>-2.1%</b>
<b>Civil</b>	Warrant in Debt	WD	394	▲	+63.5%	+153
	Garnishment	GA	208	▲	+8.9%	+17
	Unlawful Detainer	UD	62	▼	-27.1%	-23
	Other	OT	37	▲	+32.1%	+9
	Impoundment	IM	33	▼	-26.7%	-12
	Preliminary Protective Order	PP	26	▲	+30.0%	+6
	Protective Order	PO	20	▲	+100.0%	+10
	Bond Forfeiture	BF	19	↔		-
	Admin License	AL	12	▼	-7.7%	-1
	Overweight	OC	7	▼	-46.2%	-6
	Detinue	DT	5	↔		-
	Show Cause	SC	3	↔		-
	Abstract	AJ	2	▼	-60.0%	-3
	Interrogatory	IN	1	↔		-
	Petition-Restore Arms	PR	1	▼	-66.7%	-2
	Tenants Assertion	TA	0	▼	-100.0%	-1
<b>Total</b>			<b>830</b>	▲	<b>21.5%</b>	<b>+147</b>
<b>Civil Commitments</b>	Temporary Detention Order	TD	28	▼	-3.4%	-1
	Emergency Custody Order	EC	21	▼	-4.5%	-1
	<b>Total</b>			<b>49</b>	▼	<b>-3.9%</b>
<b>GRAND TOTAL</b>			<b>13,707</b>	▼	-1.3%	-182

Dispositions by Major Case Category\*\*

Category	Summary	Change	% Change	Absolute Change
Felony	204	▼	-1.9%	-4
Garnishment	209	▲	+8.9%	+17
General Civil	401	▼	+60.4%	+151
Infraction/Civil Violation	10,721	▼	-3.1%	-347
Landlord /Tenant	62	▼	-27.9%	-24
Misdemeanor	1,832	▼	+0.2%	+4
Other	232	▲	+2.2%	+5
Protective Orders	46	▲	+53.3%	+16
<b>GRAND TOTAL</b>	<b>13,707</b>	▼	-1.3%	-182

2024 Overall GRAND TOTAL		Distribution of Caseload			Change*		Percentage (%) of Caseload		
<b>1,755</b>	+29 1.7%	<b>Criminal</b>	242	14%	21.6% ▲	+43	<b>Criminal</b>	2023 11.5%	2024 13.8%
2024	↑	<b>Traffic</b>	1,170	67%	-1.5% ▼	-18	<b>Traffic</b>	68.8%	66.7%
2023		<b>Civil</b>	323	18%	8.8% ▲	+26	<b>Civil</b>	17.2%	18.4%
		<b>Civil Commitments</b>	20	1%	-52.4% ▼	-22	<b>Civil Commitments</b>	2.4%	1.1%
		<b>GRAND TOTAL</b>	<b>1,755</b>	100%	1.7% ▲	+29	<b>GRAND TOTAL</b>	100%	100%


**Dispositions by Division & Code**

Division	Case Type Description	Code	Summary	Change	% Change	Absolute Change
<b>Criminal</b>	Misdemeanor	M	162	▲	+35.0%	+42
	Felony	F	48	▲	+29.7%	+11
	Civil Violation	CV	14	▼	-54.8%	-17
	Capias	CA	10	▲	+150.0%	+6
	Show Cause	SC	8	▲	+14.3%	+1
	<b>Total</b>			<b>242</b>	▲	<b>21.6%</b>
<b>Traffic</b>	Infraction	I	1,024	▲	+3.0%	+30
	Misdemeanor	M	137	▼	-17.0%	-28
	Show Cause	SC	5	▼	-50.0%	-5
	Capias	CA	3	▼	-57.1%	-4
	Felony	F	1	▼	-91.7%	-11
	<b>Total</b>			<b>1,170</b>	▼	<b>-1.5%</b>
<b>Civil</b>	Warrant in Debt	WD	183	▲	+35.6%	+48
	Garnishment	GA	62	▲	+3.3%	+2
	Unlawful Detainer	UD	21	▼	-8.7%	-2
	Preliminary Protective Order	PP	11	↔		-
	Other	OT	10	▼	-28.6%	-4
	Interrogatory	IN	9	▲	+50.0%	+3
	Protective Order	PO	8	↔		-
	Impoundment	IM	5	▲	+25.0%	+1
	Show Cause	SC	5	▼	-37.5%	-3
	Admin License	AL	3	▼	-85.7%	-18
	Detinue	DT	3	▼	-25.0%	-1
	Abstract	AJ	1	▼	-50.0%	-1
	Capias	CA	1	▲	-	+1
	Petition-Restore Arms	PR	1	▲	-	+1
	Counter Claim	CC	0	▼	-100.0%	-1
	<b>Total</b>			<b>323</b>	▲	<b>8.8%</b>
<b>Civil Commitments</b>	Temporary Detention Order	TD	13	▼	-48.0%	-12
	Emergency Custody Order	EC	7	▼	-58.8%	-10
	<b>Total</b>			<b>20</b>	▼	<b>-52.4%</b>
<b>GRAND TOTAL</b>			<b>1,755</b>	▲	1.7%	+29

**Dispositions by Major Case Category\*\***

Category	Summary	Change	% Change	Absolute Change	
Felony	49	▼		0	
Garnishment	71	▲	+7.6%	+5	
General Civil	188	▲	+31.5%	+45	
Infraction/Civil Violation	1,038	▼	+1.3%	+13	
Landlord /Tenant	21	▼	-8.7%	-2	
Misdemeanor	299	▲	+4.9%	+14	
Other	70	▲	-39.7%	-46	
Protective Orders	19	↔		0	
<b>GRAND TOTAL</b>		<b>1,755</b>	▲	1.7%	+29



2024 Overall GRAND TOTAL		Distribution of Caseload			Change*		Percentage (%) of Caseload		
<b>2,377</b>	-250 -9.5%	<b>Criminal</b>	642	27%	8.4% ▲	+50	<b>Criminal</b>	2023 22.5%	2024 27.0%
		<b>Traffic</b>	1,073	45%	-20.8% ▼	-282	<b>Traffic</b>	51.6%	45.1%
		<b>Civil</b>	558	23%	22.4% ▲	+102	<b>Civil</b>	17.4%	23.5%
		<b>Civil Commitments</b>	104	4%	-53.6% ▼	-120	<b>Civil Commitments</b>	8.5%	4.4%
		<b>GRAND TOTAL</b>	<b>2,377</b>	100%	-9.5% ▼	-250	<b>GRAND TOTAL</b>	100%	100%

Dispositions by Division & Code

Division	Case Type Description	Code	Summary	Change	% Change	Absolute Change
<b>Criminal</b>	Misdemeanor	M	357	▼	-1.1%	-4
	Felony	F	150	▲	+14.5%	+19
	Capias	CA	73	▲	+12.3%	+8
	Show Cause	SC	52	▲	+100.0%	+26
	Civil Violation	CV	10	▲	+11.1%	+1
	<b>Total</b>			<b>642</b>	▲	<b>8.4%</b>
<b>Traffic</b>	Infraction	I	871	▼	-14.9%	-153
	Misdemeanor	M	199	▼	-36.0%	-112
	Capias	CA	1	▼	-85.7%	-6
	Felony	F	1	▼	-83.3%	-5
	Show Cause	SC	1	▼	-83.3%	-5
	Civil Violation	CV	0	▼	-100.0%	-1
	<b>Total</b>			<b>1,073</b>	▼	<b>-20.8%</b>
<b>Civil</b>	Warrant in Debt	WD	180	▲	+4.0%	+7
	Garnishment	GA	162	▲	+48.6%	+53
	Impoundment	IM	55	▲	+41.0%	+16
	Detinue	DT	53	▲	+51.4%	+18
	Other	OT	33	▲	+22.2%	+6
	Unlawful Detainer	UD	27	▲	+8.0%	+2
	Admin License	AL	13	▼	-13.3%	-2
	Protective Order	PO	13	▲	+62.5%	+5
	Preliminary Protective Order	PP	10	▼	-9.1%	-1
	Bond Forfeiture	BF	5	▼	-54.5%	-6
	Show Cause	SC	3	▲	-	+3
	Abstract	AJ	2	▲	-	+2
	Interrogatory	IN	1	↔	-	-
	Petition-Restore Arms	PR	1	↔	-	-
	Tenants Assertion	TA	0	▼	-100.0%	-1
	<b>Total</b>			<b>558</b>	▲	<b>22.4%</b>
<b>Civil Commitments</b>	Mental Commitment	MC	65	▼	-61.3%	-103
	Emergency Custody Order	EC	18	▼	-10.0%	-2
	Temporary Detention Order	TD	16	▼	-48.4%	-15
	Medical Emergency Temporary Detention Order	MT	4	▼	-20.0%	-1
	Other	OT	1	▲	-	+1
<b>Total</b>			<b>104</b>	▼	<b>-53.6%</b>	<b>-120</b>
<b>GRAND TOTAL</b>			<b>2,377</b>	▼	-9.5%	-250

Dispositions by Major Case Category\*\*

Category	Summary	Change	% Change	Absolute Change
Felony	151	▼	+10.2%	+14
Garnishment	163	▲	+48.2%	+53
General Civil	244	▲	+14.0%	+30
Infraction/Civil Violation	881	▼	-14.8%	-153
Involuntary Civil Commitments	1	▲	-	+1
Landlord /Tenant	27	▼	+3.8%	+1
Misdemeanor	556	▼	-17.3%	-116
Other	331	▲	-20.2%	-84

\* Compared to same time period as previous year  
 9/12/2024 1:08:16PM

\*\* Case Type Categories are defined in the 2017 Virginia Judicial Workload Assessment  
 Source: SCV-SQL-Information

**CPSS - GCMS CASELOAD STATISTICS OF THE GENERAL DISTRICT COURTS**  
January 2024 thru August 2024 Dispositions (Compared to January 2023 thru August 2023)

---

Protective Orders	23	▲	+21.1%	+4
<b>GRAND TOTAL</b>	<b>2,377</b>	▼	-9.5%	-250

---

\* Compared to same time period as previous year  
9/12/2024 1:08:16PM

\*\* Case Type Categories are defined in the 2017 Virginia Judicial Workload Assessment  
Source: SCV-SQL-Information

2024 Overall GRAND TOTAL		Distribution of Caseload			Change*		Percentage (%) of Caseload		
<b>4,233</b>	-81 -1.9%	<b>Criminal</b>	374	9%	17.6% ▲	+56	<b>Criminal</b>	2023 7.4%	2024 8.8%
2024		<b>Traffic</b>	3,296	78%	-5.4% ▼	-189	<b>Traffic</b>	80.8%	77.9%
2023		<b>Civil</b>	526	12%	8.0% ▲	+39	<b>Civil</b>	11.3%	12.4%
		<b>Civil Commitments</b>	37	1%	54.2% ▲	+13	<b>Civil Commitments</b>	0.6%	0.9%
		<b>GRAND TOTAL</b>	<b>4,233</b>	100%	-1.9% ▼	-81	<b>GRAND TOTAL</b>	100%	100%

**Dispositions by Division & Code**

Division	Case Type Description	Code	Summary	Change	% Change	Absolute Change
<b>Criminal</b>	Misdemeanor	M	231	▲	+19.7%	+38
	Felony	F	77	▲	+42.6%	+23
	Show Cause	SC	31	▼	-16.2%	-6
	Capias	CA	18	↔	-	-
	Civil Violation	CV	17	▲	+6.3%	+1
	<b>Total</b>			<b>374</b>	▲	<b>17.6%</b>
<b>Traffic</b>	Infraction	I	2,975	▼	-6.0%	-189
	Misdemeanor	M	316	▲	+2.6%	+8
	Felony	F	2	▼	-33.3%	-1
	Show Cause	SC	2	▼	-60.0%	-3
	Restricted Operators License	RL	1	▲	-	+1
	Capias	CA	0	▼	-100.0%	-5
	<b>Total</b>			<b>3,296</b>	▼	<b>-5.4%</b>
<b>Civil</b>	Warrant in Debt	WD	261	▲	+27.3%	+56
	Garnishment	GA	125	▲	+1.6%	+2
	Unlawful Detainer	UD	73	▼	-9.9%	-8
	Preliminary Protective Order	PP	19	▼	-29.6%	-8
	Other	OT	14	▲	-	-
	Protective Order	PO	10	▼	-23.1%	-3
	Admin License	AL	8	▼	-38.5%	-5
	Bond Forfeiture	BF	7	▲	+133.3%	+4
	Abstract	AJ	6	▲	+500.0%	+5
	Impoundment	IM	2	▲	+100.0%	+1
	Detinue	DT	1	▼	-66.7%	-2
	Interrogatory	IN	0	▼	-100.0%	-1
	Overweight	OC	0	▼	-100.0%	-1
	Petition-Restore Arms	PR	0	▼	-100.0%	-1
<b>Total</b>			<b>526</b>	▲	<b>8.0%</b>	<b>+39</b>
<b>Civil Commitments</b>	Temporary Detention Order	TD	28	▲	+47.4%	+9
	Emergency Custody Order	EC	9	▲	+80.0%	+4
	<b>Total</b>			<b>37</b>	▲	<b>54.2%</b>
<b>GRAND TOTAL</b>			<b>4,233</b>	▼	-1.9%	-81

**Dispositions by Major Case Category\*\***

Category	Summary	Change	% Change	Absolute Change
Felony	79	▲	+38.6%	+22
Garnishment	125	▼	+0.8%	+1
General Civil	263	▲	+25.8%	+54
Infraction/Civil Violation	2,992	▼	-5.9%	-189
Landlord /Tenant	73	▼	-9.9%	-8
Misdemeanor	548	▲	+9.4%	+47
Other	124	▲	+2.5%	+3
Protective Orders	29	▼	-27.5%	-11
<b>GRAND TOTAL</b>	<b>4,233</b>	▼	-1.9%	-81

\* Compared to same time period as previous year  
 9/12/2024 1:08:16PM

\*\* Case Type Categories are defined in the 2017 Virginia Judicial Workload Assessment  
 Source: SCV-SQL-Information

2024 Overall GRAND TOTAL		Distribution of Caseload			Change*		Percentage (%) of Caseload			
<b>1,070</b>	-32 -2.9%	<b>Criminal</b>	283	26%	-28.2%	▼	-111	<b>Criminal</b>	2023: 35.8%	2024: 26.4%
2024		<b>Traffic</b>	450	42%	4.2%	▲	+18	<b>Traffic</b>	39.2%	42.1%
2023		<b>Civil</b>	312	29%	27.3%	▲	+67	<b>Civil</b>	22.2%	29.2%
		<b>Civil Commitments</b>	25	2%	-19.4%	▼	-6	<b>Civil Commitments</b>	2.8%	2.3%
		<b>GRAND TOTAL</b>	<b>1,070</b>	100%	-2.9%	▼	-32	<b>GRAND TOTAL</b>	100%	100%

Dispositions by Division & Code

Division	Case Type Description	Code	Summary	Change	% Change	Absolute Change
<b>Criminal</b>	Misdemeanor	M	144	▼	-30.1%	-62
	Felony	F	105	▼	-25.0%	-35
	Capias	CA	18	▼	-30.8%	-8
	Show Cause	SC	14	▼	-30.0%	-6
	Civil Violation	CV	2	↔		-
	<b>Total</b>			<b>283</b>	▼	<b>-28.2%</b>
<b>Traffic</b>	Infraction	I	329	▲	+14.6%	+42
	Misdemeanor	M	118	▼	-13.2%	-18
	Felony	F	3	▼	-40.0%	-2
	Capias	CA	0	▼	-100.0%	-2
	Show Cause	SC	0	▼	-100.0%	-2
	<b>Total</b>			<b>450</b>	▲	<b>4.2%</b>
<b>Civil</b>	Warrant in Debt	WD	157	▲	+55.4%	+56
	Garnishment	GA	65	▼	-1.5%	-1
	Unlawful Detainer	UD	24	▼	-11.1%	-3
	Other	OT	18	▲	+350.0%	+14
	Preliminary Protective Order	PP	13	▲	+62.5%	+5
	Protective Order	PO	11	▲	+120.0%	+6
	Bond Forfeiture	BF	6	▼	-14.3%	-1
	Detinue	DT	6	▲	+20.0%	+1
	Impoundment	IM	6	▼	-25.0%	-2
	Abstract	AJ	2	▼	-66.7%	-4
	Admin License	AL	2	▼	-60.0%	-3
	Restricted Operators License	RL	1	▲	-	+1
	Show Cause	SC	1	↔		-
	Petition-Restore Arms	PR	0	▼	-100.0%	-1
	Tenants Assertion	TA	0	▼	-100.0%	-1
	<b>Total</b>			<b>312</b>	▲	<b>27.3%</b>
<b>Civil Commitments</b>	Temporary Detention Order	TD	14	▼	-22.2%	-4
	Emergency Custody Order	EC	8	▼	-11.1%	-1
	Mental Commitment	MC	3	▼	-25.0%	-1
<b>Total</b>			<b>25</b>	▼	<b>-19.4%</b>	<b>-6</b>
<b>GRAND TOTAL</b>			<b>1,070</b>	▼	<b>-2.9%</b>	<b>-32</b>

Dispositions by Major Case Category\*\*

Category	Summary	Change	% Change	Absolute Change
Felony	108	▼	-25.5%	-37
Garnishment	65	▼	-1.5%	-1
General Civil	166	▲	+55.1%	+59
Infraction/Civil Violation	331	▲	+14.5%	+42
Landlord /Tenant	24	▼	-14.3%	-4
Misdemeanor	263	▲	-23.1%	-79
Other	89	▼	-20.5%	-23
Protective Orders	24	▲	+84.6%	+11
<b>GRAND TOTAL</b>	<b>1,070</b>	▼	<b>-2.9%</b>	<b>-32</b>

\* Compared to same time period as previous year  
 9/12/2024 1:08:16PM

\*\* Case Type Categories are defined in the 2017 Virginia Judicial Workload Assessment  
 Source: SCV-SQL-Information

2024 Overall GRAND TOTAL		Distribution of Caseload			Change*		Percentage (%) of Caseload		
<b>14,830</b>	+891 6.4%	<b>Criminal</b>	2,725	18%	13.9% ▲	+333	<b>Criminal</b>	2023 17.2%	2024 18.4%
2024	↑	<b>Traffic</b>	8,332	56%	3.4% ▲	+277	<b>Traffic</b>	57.8%	56.2%
2023		<b>Civil</b>	3,203	22%	7.7% ▲	+230	<b>Civil</b>	21.3%	21.6%
		<b>Civil Commitments</b>	570	4%	9.8% ▲	+51	<b>Civil Commitments</b>	3.7%	3.8%
		<b>GRAND TOTAL</b>	<b>14,830</b>	100%	6.4% ▲	+891	<b>GRAND TOTAL</b>	100%	100%

Dispositions by Division & Code

Division	Case Type Description	Code	Summary	Change	% Change	Absolute Change
<b>Criminal</b>	Misdemeanor	M	1,686	▲	+17.2%	+247
	Felony	F	675	▲	+17.6%	+101
	Capias	CA	175	▲	+3.6%	+6
	Show Cause	SC	115	▼	-12.2%	-16
	Civil Violation	CV	74	▼	-6.3%	-5
	<b>Total</b>			<b>2,725</b>	<b>▲</b>	<b>13.9%</b>
<b>Traffic</b>	Infraction	I	6,979	▲	+2.4%	+162
	Misdemeanor	M	1,281	▲	+12.0%	+137
	Capias	CA	19	▲	+72.7%	+8
	Felony	F	19	▼	-29.6%	-8
	Show Cause	SC	13	▼	-45.8%	-11
	Other	O	11	↔		-
	Civil Violation	CV	5	↔		-
	Restricted Operators License	RL	5	▼	-68.8%	-11
<b>Total</b>			<b>8,332</b>	<b>▲</b>	<b>3.4%</b>	<b>+277</b>
<b>Civil</b>	Warrant in Debt	WD	1,089	▲	+17.5%	+162
	Garnishment	GA	911	▲	+8.1%	+68
	Unlawful Detainer	UD	539	▼	-12.2%	-75
	Admin License	AL	191	▲	+39.4%	+54
	Other	OT	125	▲		-
	Preliminary Protective Order	PP	67	▲	+9.8%	+6
	Bond Forfeiture	BF	56	▲	+24.4%	+11
	Abstract	AJ	53	▲	+51.4%	+18
	Protective Order	PO	51	↔		-
	Impoundment	IM	35	▲	+84.2%	+16
	Interrogatory	IN	28	▲	+3.7%	+1
	Detinue	DT	27	▼	-34.1%	-14
	Show Cause	SC	23	▲	+27.8%	+5
	Tenants Assertion	TA	4	▼	-71.4%	-10
	Capias	CA	2	▲	+100.0%	+1
	Counter Claim	CC	2	↔		-
	Motion for Judgment	MJ	0	▼	-100.0%	-5
	Overweight	OC	0	▼	-100.0%	-1
	Petition-Restore Arms	PR	0	▼	-100.0%	-5
	Restricted Operators License	RL	0	▼	-100.0%	-1
Third Party Claim	TH	0	▼	-100.0%	-1	
<b>Total</b>			<b>3,203</b>	<b>▲</b>	<b>7.7%</b>	<b>+230</b>
<b>Civil Commitments</b>	Mental Commitment	MC	278	▲	+36.9%	+75
	Temporary Detention Order	TD	148	▼	-18.2%	-33
	Emergency Custody Order	EC	71	▼	-5.3%	-4
	Other	OT	56	▲	+14.3%	+7
	Medical Emergency Temporary Detention Order	MT	17	▲	+70.0%	+7
	Medical Emergency Custody Order	ME	0	▼	-100.0%	-1
<b>Total</b>			<b>570</b>	<b>▲</b>	<b>9.8%</b>	<b>+51</b>
<b>GRAND TOTAL</b>			<b>14,830</b>	<b>▲</b>	6.4%	+891

\* Compared to same time period as previous year  
 9/12/2024 1:08:16PM

\*\* Case Type Categories are defined in the 2017 Virginia Judicial Workload Assessment  
 Source: SCV-SQL-Information

**Dispositions by Major Case Category\*\***

Category	Summary	Change	% Change	Absolute Change
Felony	694	▼	+15.5%	+93
Garnishment	939	▲	+7.9%	+69
General Civil	1,128	▼	+14.3%	+141
Infraction/Civil Violation	7,069	▼	+2.3%	+156
Involuntary Civil Commitments	56	▲	+14.3%	+7
Landlord /Tenant	543	▼	-13.5%	-85
Misdemeanor	2,972	▼	+14.3%	+372
Other	1,311	▲	+11.2%	+132
Protective Orders	118	▲	+5.4%	+6
<b>GRAND TOTAL</b>	<b>14,830</b>	▲	6.4%	+891

\* Compared to same time period as previous year  
 9/12/2024 1:08:16PM

\*\* Case Type Categories are defined in the 2017 Virginia Judicial Workload Assessment  
 Source: SCV-SQL-Information

2024 Overall GRAND TOTAL		Distribution of Caseload			Change*		Percentage (%) of Caseload		
<b>11,242</b>	+1,575 16.3%	<b>Criminal</b>	1,775	16%	5.3% ▲	+90	<b>Criminal</b>	2023 17.4%	2024 15.8%
2024		<b>Traffic</b>	7,672	68%	21.9% ▲	+1,378	<b>Traffic</b>	65.1%	68.2%
2023		<b>Civil</b>	1,553	14%	8.1% ▲	+117	<b>Civil</b>	14.9%	13.8%
		<b>Civil Commitments</b>	242	2%	-4.0% ▼	-10	<b>Civil Commitments</b>	2.6%	2.2%
		<b>GRAND TOTAL</b>	<b>11,242</b>	100%	16.3% ▲	+1,575	<b>GRAND TOTAL</b>	100%	100%

**Dispositions by Division & Code**

Division	Case Type Description	Code	Summary	Change	% Change	Absolute Change
<b>Criminal</b>	Misdemeanor	M	1,159	▲	+22.9%	+216
	Felony	F	343	▼	-11.6%	-45
	Show Cause	SC	126	▼	-27.6%	-48
	Capias	CA	125	▼	-18.3%	-28
	Civil Violation	CV	22	▼	-15.4%	-4
	Motion	MO	0	▼	-100.0%	-1
	<b>Total</b>			<b>1,775</b>	<b>▲</b>	<b>5.3%</b>
<b>Traffic</b>	Infraction	I	6,645	▲	+24.0%	+1,288
	Misdemeanor	M	1,007	▲	+11.0%	+100
	Show Cause	SC	8	↔		-
	Felony	F	7	▼	-12.5%	-1
	Capias	CA	3	▼	-62.5%	-5
	Civil Violation	CV	1	▲	-	+1
	Other	O	1	▲	-	+1
	Restricted Operators License	RL	0	▼	-100.0%	-6
<b>Total</b>			<b>7,672</b>	<b>▲</b>	<b>21.9%</b>	<b>+1,378</b>
<b>Civil</b>	Warrant in Debt	WD	634	▲	+25.8%	+130
	Garnishment	GA	277	▲	+10.4%	+26
	Unlawful Detainer	UD	271	↔		-
	Other	OT	115	▲	-10.9%	-14
	Preliminary Protective Order	PP	66	↔		-
	Detinue	DT	65	▲	+44.4%	+20
	Protective Order	PO	52	▼	-7.1%	-4
	Bond Forfeiture	BF	26	▼	-40.9%	-18
	Admin License	AL	21	▲	+5.0%	+1
	Interrogatory	IN	8	▼	-50.0%	-8
	Impoundment	IM	6	▲	+100.0%	+3
	Show Cause	SC	5	▼	-78.3%	-18
	Abstract	AJ	3	▲	+50.0%	+1
	Motion for Judgment	MJ	2	▲	-	+2
	Petition-Restore Arms	PR	2	▼	-33.3%	-1
	Capias	CA	0	▼	-100.0%	-1
Tenants Assertion	TA	0	▼	-100.0%	-2	
<b>Total</b>			<b>1,553</b>	<b>▲</b>	<b>8.1%</b>	<b>+117</b>
<b>Civil Commitments</b>	Temporary Detention Order	TD	103	▲	+25.6%	+21
	Emergency Custody Order	EC	69	▼	-1.4%	-1
	Mental Commitment	MC	59	▼	-32.2%	-28
	Other	OT	8	▼	-20.0%	-2
	Medical Emergency Temporary Detention Order	MT	3	▲	+50.0%	+1
	Medical Emergency Custody Order	ME	0	▼	-100.0%	-1
<b>Total</b>			<b>242</b>	<b>▼</b>	<b>-4.0%</b>	<b>-10</b>
<b>GRAND TOTAL</b>			<b>11,242</b>	<b>▲</b>	<b>16.3%</b>	<b>+1,575</b>

**Dispositions by Major Case Category\*\***

Category	Summary	Change	% Change	Absolute Change
Felony	350	▼	-11.6%	-46
Garnishment	285	▼	+6.7%	+18
General Civil	714	▲	+28.0%	+156

\* Compared to same time period as previous year  
 9/12/2024 1:08:16PM

\*\* Case Type Categories are defined in the 2017 Virginia Judicial Workload Assessment  
 Source: SCV-SQL-Information

**CPSS - GCMS CASELOAD STATISTICS OF THE GENERAL DISTRICT COURTS**  
 January 2024 thru August 2024 Dispositions (Compared to January 2023 thru August 2023)

Infraction/Civil Violation	6,669	▲	+23.9%	+1,286
Involuntary Civil Commitments	8	▼	-20.0%	-2
Landlord /Tenant	271	▼	-0.7%	-2
Misdemeanor	2,166	▼	+16.7%	+310
Other	661	▼	-17.6%	-141
Protective Orders	118	▼	-3.3%	-4
<b>GRAND TOTAL</b>	<b>11,242</b>	<b>▲</b>	<b>16.3%</b>	<b>+1,575</b>

\* Compared to same time period as previous year  
 9/12/2024 1:08:16PM

\*\* Case Type Categories are defined in the 2017 Virginia Judicial Workload Assessment  
 Source: SCV-SQL-Information



2024 Overall GRAND TOTAL		Distribution of Caseload			Change*		Percentage (%) of Caseload		
<b>2,539</b>	+340 15.5%	<b>Criminal</b>	480	19%	-13.8% ▼	-77	<b>Criminal</b>	2023 25.3%	2024 18.9%
2024	↑	<b>Traffic</b>	1,347	53%	36.3% ▲	+359	<b>Traffic</b>	44.9%	53.1%
2023		<b>Civil</b>	607	24%	0.8% ▲	+5	<b>Civil</b>	27.4%	23.9%
		<b>Civil Commitments</b>	105	4%	101.9% ▲	+53	<b>Civil Commitments</b>	2.4%	4.1%
		<b>GRAND TOTAL</b>	<b>2,539</b>	100%	15.5% ▲	+340	<b>GRAND TOTAL</b>	100%	100%

**Dispositions by Division & Code**

Division	Case Type Description	Code	Summary	Change	% Change	Absolute Change
<b>Criminal</b>	Misdemeanor	M	349	▼	-15.7%	-65
	Felony	F	48	▼	-5.9%	-3
	Show Cause	SC	42	▼	-41.7%	-30
	Civil Violation	CV	22	▲	+37.5%	+6
	Capias	CA	19	▲	+533.3%	+16
	Restricted Operators License	RL	0	▼	-100.0%	-1
	<b>Total</b>			<b>480</b>	▼	<b>-13.8%</b>
<b>Traffic</b>	Infraction	I	1,115	▲	+40.8%	+323
	Misdemeanor	M	216	▲	+17.4%	+32
	Other	O	8	▲	-	+8
	Capias	CA	4	▲	-	+4
	Show Cause	SC	3	▲	+50.0%	+1
	Civil Violation	CV	1	▼	-50.0%	-1
	Felony	F	0	▼	-100.0%	-1
	Restricted Operators License	RL	0	▼	-100.0%	-7
<b>Total</b>			<b>1,347</b>	▲	<b>36.3%</b>	<b>+359</b>
<b>Civil</b>	Unlawful Detainer	UD	194	▼	-2.5%	-5
	Warrant in Debt	WD	191	▲	+24.0%	+37
	Garnishment	GA	98	▼	-10.1%	-11
	Other	OT	33	▲	-2.9%	-1
	Admin License	AL	27	▼	-40.0%	-18
	Preliminary Protective Order	PP	26	▼	-3.7%	-1
	Protective Order	PO	24	↔	-	-
	Capias	CA	4	▲	-	+4
	Show Cause	SC	4	▼	-20.0%	-1
	Interrogatory	IN	3	▲	+50.0%	+1
	Bond Forfeiture	BF	1	▼	-50.0%	-1
	Detinue	DT	1	▲	-	+1
	Tenants Assertion	TA	1	▲	-	+1
Abstract	AJ	0	▼	-100.0%	-1	
<b>Total</b>			<b>607</b>	▲	<b>0.8%</b>	<b>+5</b>
<b>Civil Commitments</b>	Temporary Detention Order	TD	51	▲	+41.7%	+15
	Mental Commitment	MC	40	▲	-	+40
	Emergency Custody Order	EC	14	▼	-6.7%	-1
	Other	OT	0	▼	-100.0%	-1
<b>Total</b>			<b>105</b>	▲	<b>101.9%</b>	<b>+53</b>
<b>GRAND TOTAL</b>			<b>2,539</b>	▲	15.5%	+340

**Dispositions by Major Case Category\*\***

Category	Summary	Change	% Change	Absolute Change
Felony	48	▼	-7.7%	-4
Garnishment	101	▲	-9.0%	-10
General Civil	194	▲	+26.0%	+40
Infraction/Civil Violation	1,146	▲	+41.5%	+336
Involuntary Civil Commitments	0	▼	-100.0%	-1
Landlord /Tenant	195	▲	-2.0%	-4
Misdemeanor	565	▼	-6.8%	-41

\* Compared to same time period as previous year  
 9/12/2024 1:08:16PM

\*\* Case Type Categories are defined in the 2017 Virginia Judicial Workload Assessment  
 Source: SCV-SQL-Information

**CPSS - GCMS CASELOAD STATISTICS OF THE GENERAL DISTRICT COURTS**  
January 2024 thru August 2024 Dispositions (Compared to January 2023 thru August 2023)

Other	240	▲	+11.6%	+25
Protective Orders	50	▼	-2.0%	-1
<b>GRAND TOTAL</b>	<b>2,539</b>	▲	15.5%	+340

\* Compared to same time period as previous year  
9/12/2024 1:08:16PM

\*\* Case Type Categories are defined in the 2017 Virginia Judicial Workload Assessment  
Source: SCV-SQL-Information

2024 Overall GRAND TOTAL		Distribution of Caseload			Change*		Percentage (%) of Caseload		
<b>10,504</b>	+58 0.6%	<b>Criminal</b>	1,397	13%	28.8% ▲	+312	<b>Criminal</b>	2023 10.4%	2024 13.3%
2024	↑	<b>Traffic</b>	7,763	74%	-4.1% ▼	-336	<b>Traffic</b>	77.5%	73.9%
2023		<b>Civil</b>	1,147	11%	1.5% ▲	+17	<b>Civil</b>	10.8%	10.9%
		<b>Civil Commitments</b>	197	2%	49.2% ▲	+65	<b>Civil Commitments</b>	1.3%	1.9%
		<b>GRAND TOTAL</b>	<b>10,504</b>	100%	0.6% ▲	+58	<b>GRAND TOTAL</b>	100%	100%

**Dispositions by Division & Code**

Division	Case Type Description	Code	Summary	Change	% Change	Absolute Change
<b>Criminal</b>	Misdemeanor	M	963	▲	+54.6%	+340
	Felony	F	241	▼	-14.5%	-41
	Capias	CA	114	▲	+12.9%	+13
	Show Cause	SC	55	▲	+25.0%	+11
	Civil Violation	CV	24	▼	-29.4%	-10
	Restricted Operators License	RL	0	▼	-100.0%	-1
	<b>Total</b>			<b>1,397</b>	<b>▲</b>	<b>28.8%</b>
<b>Traffic</b>	Infraction	I	6,381	▼	-8.5%	-592
	Misdemeanor	M	1,309	▲	+23.4%	+248
	Civil Violation	CV	22	▲	+69.2%	+9
	Capias	CA	21	▲	+5.0%	+1
	Felony	F	15	▲	+7.1%	+1
	Show Cause	SC	13	▼	-27.8%	-5
	Restricted Operators License	RL	2	▲	-	+2
<b>Total</b>			<b>7,763</b>	<b>▼</b>	<b>-4.1%</b>	<b>-336</b>
<b>Civil</b>	Warrant in Debt	WD	520	▲	+16.3%	+73
	Garnishment	GA	313	▲	+5.4%	+16
	Unlawful Detainer	UD	86	▼	-28.9%	-35
	Other	OT	66	▼	-17.5%	-14
	Preliminary Protective Order	PP	34	▼	-17.1%	-7
	Protective Order	PO	34	▼	-12.8%	-5
	Detinue	DT	28	▼	-3.4%	-1
	Admin License	AL	25	▲	+8.7%	+2
	Bond Forfeiture	BF	17	▼	-32.0%	-8
	Abstract	AJ	12	▲	+200.0%	+8
	Show Cause	SC	5	▼	-16.7%	-1
	Interrogatory	IN	3	▼	-25.0%	-1
	Petition-Restore Arms	PR	2	▼	-66.7%	-4
	Cross Claim	CR	1	▲	-	+1
	Motion for Judgment	MJ	1	▼	-50.0%	-1
	Counter Claim	CC	0	▼	-100.0%	-1
	Impoundment	IM	0	▼	-100.0%	-4
Tenants Assertion	TA	0	▼	-100.0%	-1	
<b>Total</b>			<b>1,147</b>	<b>▲</b>	<b>1.5%</b>	<b>+17</b>
<b>Civil Commitments</b>	Temporary Detention Order	TD	103	▲	+35.5%	+27
	Emergency Custody Order	EC	94	▲	+67.9%	+38
	<b>Total</b>		<b>197</b>	<b>▲</b>	<b>49.2%</b>	<b>+65</b>
<b>GRAND TOTAL</b>			<b>10,504</b>	<b>▲</b>	<b>0.6%</b>	<b>+58</b>

**Dispositions by Major Case Category\*\***

Category	Summary	Change	% Change	Absolute Change
Felony	256	▼	-13.5%	-40
Garnishment	316	▼	+5.0%	+15
General Civil	551	▼	+13.1%	+64
Infraction/Civil Violation	6,427	▲	-8.4%	-593
Landlord /Tenant	86	▼	-29.5%	-36
Misdemeanor	2,274	▲	+35.0%	+589
Other	526	▲	+15.6%	+71

\* Compared to same time period as previous year  
 9/12/2024 1:08:16PM

\*\* Case Type Categories are defined in the 2017 Virginia Judicial Workload Assessment  
 Source: SCV-SQL-Information

**CPSS - GCMS CASELOAD STATISTICS OF THE GENERAL DISTRICT COURTS**  
January 2024 thru August 2024 Dispositions (Compared to January 2023 thru August 2023)

---

Protective Orders	68	▼	-15.0%	-12
<b>GRAND TOTAL</b>	<b>10,504</b>	▲	0.6%	+58

---

\* Compared to same time period as previous year  
9/12/2024 1:08:16PM

\*\* Case Type Categories are defined in the 2017 Virginia Judicial Workload Assessment  
Source: SCV-SQL-Information

2024 Overall GRAND TOTAL		Distribution of Caseload		Change*		Percentage (%) of Caseload			
<b>7,377</b>	+239 3.3%	<b>Criminal</b>	1,597	22%	17.8% ▲	+241	<b>Criminal</b>	2023 19.0%	2024 21.6%
2024		<b>Traffic</b>	4,441	60%	1.1% ▲	+47	<b>Traffic</b>	61.6%	60.2%
2023		<b>Civil</b>	1,041	14%	-0.1% ▼	-1	<b>Civil</b>	14.6%	14.1%
		<b>Civil Commitments</b>	298	4%	-13.9% ▼	-48	<b>Civil Commitments</b>	4.8%	4.0%
		<b>GRAND TOTAL</b>	<b>7,377</b>	100%	3.3% ▲	+239	<b>GRAND TOTAL</b>	100%	100%

Dispositions by Division & Code

Division	Case Type Description	Code	Summary	Change	% Change	Absolute Change
<b>Criminal</b>	Misdemeanor	M	870	▲	+20.7%	+149
	Felony	F	440	▲	+15.5%	+59
	Capias	CA	233	▲	+20.7%	+40
	Civil Violation	CV	30	▲	+7.1%	+2
	Show Cause	SC	24	▼	-27.3%	-9
	<b>Total</b>			<b>1,597</b>	<b>▲</b>	<b>17.8%</b>
<b>Traffic</b>	Infraction	I	3,513	▼	-4.0%	-148
	Misdemeanor	M	848	▲	+26.2%	+176
	Civil Violation	CV	36	▲	+1,100.0%	+33
	Capias	CA	26	▼	-35.0%	-14
	Felony	F	17	▲	+13.3%	+2
	Show Cause	SC	1	▼	-66.7%	-2
	<b>Total</b>			<b>4,441</b>	<b>▲</b>	<b>1.1%</b>
<b>Civil</b>	Warrant in Debt	WD	354	▲	+32.1%	+86
	Unlawful Detainer	UD	207	▼	-32.4%	-99
	Garnishment	GA	199	▲	+25.2%	+40
	Other	OT	71	▼	-12.3%	-10
	Preliminary Protective Order	PP	58	▲	+13.7%	+7
	Protective Order	PO	52	▲	+33.3%	+13
	Admin License	AL	32	▲	+14.3%	+4
	Bond Forfeiture	BF	32	▼	-54.9%	-39
	Show Cause	SC	14	▲	+40.0%	+4
	Detinue	DT	12	▼	-7.7%	-1
	Abstract	AJ	4	▲	+300.0%	+3
	Impoundment	IM	2	▼	-71.4%	-5
	Tenants Assertion	TA	2	▲	-	+2
	Overweight	OC	1	▼	-75.0%	-3
	Restricted Operators License	RL	1	↔	-	-
	Counter Claim	CC	0	▼	-100.0%	-1
	Interrogatory	IN	0	▼	-100.0%	-2
<b>Total</b>			<b>1,041</b>	<b>▼</b>	<b>-0.1%</b>	<b>-1</b>
<b>Civil Commitments</b>	Mental Commitment	MC	262	▼	-6.4%	-18
	Temporary Detention Order	TD	20	▼	-53.5%	-23
	Emergency Custody Order	EC	15	▼	-25.0%	-5
	Other	OT	1	▼	-66.7%	-2
<b>Total</b>			<b>298</b>	<b>▼</b>	<b>-13.9%</b>	<b>-48</b>
<b>GRAND TOTAL</b>			<b>7,377</b>	<b>▲</b>	<b>3.3%</b>	<b>+239</b>

Dispositions by Major Case Category\*\*

Category	Summary	Change	% Change	Absolute Change
Felony	457	▲	+15.4%	+61
Garnishment	199	▼	+23.6%	+38
General Civil	367	▼	+29.2%	+83
Infraction/Civil Violation	3,580	▲	-3.1%	-116
Involuntary Civil Commitments	1	▼	-66.7%	-2
Landlord /Tenant	209	▲	-31.7%	-97
Misdemeanor	1,719	▲	+23.3%	+325

\* Compared to same time period as previous year  
 9/12/2024 1:08:16PM

\*\* Case Type Categories are defined in the 2017 Virginia Judicial Workload Assessment  
 Source: SCV-SQL-Information

**CPSS - GCMS CASELOAD STATISTICS OF THE GENERAL DISTRICT COURTS**  
 January 2024 thru August 2024 Dispositions (Compared to January 2023 thru August 2023)

Other	735	▼	-9.0%	-73
Protective Orders	110	▲	+22.2%	+20
<b>GRAND TOTAL</b>	<b>7,377</b>	▲	3.3%	+239

\* Compared to same time period as previous year  
 9/12/2024 1:08:16PM

\*\* Case Type Categories are defined in the 2017 Virginia Judicial Workload Assessment  
 Source: SCV-SQL-Information

2024 Overall GRAND TOTAL		Distribution of Caseload			Change*		Percentage (%) of Caseload		
<b>15,680</b>	+3,696 30.8%	<b>Criminal</b>	1,251	8%	47.7% ▲	+404	<b>Criminal</b>	2023 7.1%	2024 8.0%
2024	↑	<b>Traffic</b>	12,298	78%	32.1% ▲	+2,990	<b>Traffic</b>	77.7%	78.4%
2023		<b>Civil</b>	1,282	8%	29.5% ▲	+292	<b>Civil</b>	8.3%	8.2%
		<b>Civil Commitments</b>	849	5%	1.2% ▲	+10	<b>Civil Commitments</b>	7.0%	5.4%
		<b>GRAND TOTAL</b>	<b>15,680</b>	100%	30.8% ▲	+3,696	<b>GRAND TOTAL</b>	100%	100%

**Dispositions by Division & Code**

Division	Case Type Description	Code	Summary	Change	% Change	Absolute Change
<b>Criminal</b>	Misdemeanor	M	725	▲	+43.3%	+219
	Felony	F	308	▲	+70.2%	+127
	Capias	CA	154	▲	+30.5%	+36
	Show Cause	SC	43	▲	+48.3%	+14
	Civil Violation	CV	21	▲	+61.5%	+8
	<b>Total</b>			<b>1,251</b>	<b>▲</b>	<b>47.7%</b>
<b>Traffic</b>	Infraction	I	9,152	▲	+25.4%	+1,853
	Misdemeanor	M	2,995	▲	+58.5%	+1,106
	Capias	CA	92	▲	+16.5%	+13
	Show Cause	SC	41	▲	+24.2%	+8
	Civil Violation	CV	10	▲	+233.3%	+7
	Felony	F	8	▲	+60.0%	+3
<b>Total</b>			<b>12,298</b>	<b>▲</b>	<b>32.1%</b>	<b>+2,990</b>
<b>Civil</b>	Warrant in Debt	WD	489	▲	+33.6%	+123
	Garnishment	GA	395	▲	+33.9%	+100
	Other	OT	132	▲	+61.0%	+50
	Unlawful Detainer	UD	115	▼	-14.2%	-19
	Protective Order	PO	52	▲	+79.3%	+23
	Preliminary Protective Order	PP	51	▲	+30.8%	+12
	Admin License	AL	13	▲	+44.4%	+4
	Detinue	DT	12	▼	-14.3%	-2
	Show Cause	SC	7	▲	+250.0%	+5
	Bond Forfeiture	BF	5	▲	-	+5
	Abstract	AJ	4	▲	+33.3%	+1
	Impoundment	IM	3	▼	-66.7%	-6
	Restricted Operators License	RL	2	▲	+100.0%	+1
	Interrogatory	IN	1	↔		-
	Overweight	OC	1	↔		-
	Motion for Judgment	MJ	0	▼	-100.0%	-1
	Petition-Restore Arms	PR	0	▼	-100.0%	-4
<b>Total</b>			<b>1,282</b>	<b>▲</b>	<b>29.5%</b>	<b>+292</b>
<b>Civil Commitments</b>	Mental Commitment	MC	686	▲	+4.6%	+30
	Temporary Detention Order	TD	58	▼	-19.4%	-14
	Emergency Custody Order	EC	57	▲	+35.7%	+15
	Other	OT	46	▼	-31.3%	-21
	Medical Emergency Temporary Detention Order	MT	2	▲	+100.0%	+1
	Petition	PT	0	▼	-100.0%	-1
<b>Total</b>			<b>849</b>	<b>▲</b>	<b>1.2%</b>	<b>+10</b>
<b>GRAND TOTAL</b>			<b>15,680</b>	<b>▲</b>	<b>30.8%</b>	<b>+3,696</b>

**Dispositions by Major Case Category\*\***

Category	Summary	Change	% Change	Absolute Change
Felony	316	▲	+69.9%	+130
Garnishment	396	▲	+33.8%	+100
General Civil	504	▼	+29.9%	+116
Infraction/Civil Violation	9,184	▲	+25.5%	+1,868
Involuntary Civil Commitments	46	▼	-32.4%	-22
Landlord /Tenant	115	▼	-14.2%	-19

\* Compared to same time period as previous year  
 9/12/2024 1:08:16PM

\*\* Case Type Categories are defined in the 2017 Virginia Judicial Workload Assessment  
 Source: SCV-SQL-Information


**CPSS - GCMS CASELOAD STATISTICS OF THE GENERAL DISTRICT COURTS**  
 January 2024 thru August 2024 Dispositions (Compared to January 2023 thru August 2023)

Misdemeanor	3,722	▲	+55.3%	+1,326
Other	1,294	▲	+14.3%	+162
Protective Orders	103	▲	+51.5%	+35
<b>GRAND TOTAL</b>	<b>15,680</b>	▲	30.8%	+3,696

\* Compared to same time period as previous year  
 9/12/2024 1:08:16PM

\*\* Case Type Categories are defined in the 2017 Virginia Judicial Workload Assessment  
 Source: SCV-SQL-Information



2024 Overall GRAND TOTAL		Distribution of Caseload			Change*		Percentage (%) of Caseload		
<b>13,605</b>	-1,394 -9.3%	<b>Criminal</b>	1,738	13%	9.6% ▲	+152	<b>Criminal</b>	2023 10.6%	2024 12.8%
		<b>Traffic</b>	10,115	74%	-13.6% ▼	-1,593	<b>Traffic</b>	78.1%	74.3%
		<b>Civil</b>	1,637	12%	10.4% ▲	+154	<b>Civil</b>	9.9%	12.0%
		<b>Civil Commitments</b>	115	1%	-48.2% ▼	-107	<b>Civil Commitments</b>	1.5%	0.8%
		<b>GRAND TOTAL</b>	<b>13,605</b>	100%	-9.3% ▼	-1,394	<b>GRAND TOTAL</b>	100%	100%

**Dispositions by Division & Code**

Division	Case Type Description	Code	Summary	Change	% Change	Absolute Change
<b>Criminal</b>	Misdemeanor	M	894	▲	+9.7%	+79
	Felony	F	556	▲	+19.1%	+89
	Capias	CA	191	▼	-2.6%	-5
	Show Cause	SC	76	▼	-11.6%	-10
	Civil Violation	CV	21	▼	-4.5%	-1
	<b>Total</b>			<b>1,738</b>	<b>▲</b>	<b>9.6%</b>
<b>Traffic</b>	Infraction	I	8,954	▼	-13.3%	-1,369
	Misdemeanor	M	1,108	▼	-17.7%	-239
	Felony	F	26	▲	+23.8%	+5
	Capias	CA	19	▲	+137.5%	+11
	Show Cause	SC	8	▲	+100.0%	+4
	Civil Violation	CV	0	▼	-100.0%	-4
	Restricted Operators License	RL	0	▼	-100.0%	-1
	<b>Total</b>			<b>10,115</b>	<b>▼</b>	<b>-13.6%</b>
<b>Civil</b>	Warrant in Debt	WD	702	▲	+34.5%	+180
	Garnishment	GA	492	▲	+3.1%	+15
	Unlawful Detainer	UD	136	▼	-17.1%	-28
	Other	OT	126	▲	+0.8%	+1
	Protective Order	PO	51	▼	-12.1%	-7
	Preliminary Protective Order	PP	48	▼	-21.3%	-13
	Admin License	AL	25	▲	+8.7%	+2
	Detinue	DT	18	▲	+20.0%	+3
	Impoundment	IM	18	▲	+157.1%	+11
	Abstract	AJ	9	▼	-18.2%	-2
	Bond Forfeiture	BF	2	▼	-66.7%	-4
	Interrogatory	IN	2	▼	-33.3%	-1
	Petition-Restore Arms	PR	2	↔		-
	Show Cause	SC	2	▼	-33.3%	-1
	Capias	CA	1	▲	-	+1
	Overweight	OC	1	▼	-66.7%	-2
	Restricted Operators License	RL	1	↔		-
	Tenants Assertion	TA	1	↔		-
	Motion for Judgment	MJ	0	▼	-100.0%	-1
	<b>Total</b>			<b>1,637</b>	<b>▲</b>	<b>10.4%</b>
<b>Civil Commitments</b>	Temporary Detention Order	TD	62	▼	-44.1%	-49
	Emergency Custody Order	EC	53	▼	-51.8%	-57
	Medical Emergency Temporary Detention Order	MT	0	▼	-100.0%	-1
	<b>Total</b>			<b>115</b>	<b>▼</b>	<b>-48.2%</b>
<b>GRAND TOTAL</b>			<b>13,605</b>	<b>▼</b>	<b>-9.3%</b>	<b>-1,394</b>

**Dispositions by Major Case Category\*\***

Category	Summary	Change	% Change	Absolute Change
Felony	582	▲	+19.3%	+94
Garnishment	494	▼	+2.9%	+14
General Civil	728	▲	+34.8%	+188
Infraction/Civil Violation	8,976	▼	-13.3%	-1,376
Landlord /Tenant	137	▼	-17.0%	-28
Misdemeanor	2,003	▼	-7.4%	-161

\* Compared to same time period as previous year  
 9/12/2024 1:08:16PM

\*\* Case Type Categories are defined in the 2017 Virginia Judicial Workload Assessment  
 Source: SCV-SQL-Information

**CPSS - GCMS CASELOAD STATISTICS OF THE GENERAL DISTRICT COURTS**  
 January 2024 thru August 2024 Dispositions (Compared to January 2023 thru August 2023)

**Washington**

District: 28 FIPS: 191

Other	586	▲	-15.2%	-105
Protective Orders	99	▼	-16.8%	-20
<b>GRAND TOTAL</b>	<b>13,605</b>	▼	-9.3%	-1,394

\* Compared to same time period as previous year  
 9/12/2024 1:08:16PM

\*\* Case Type Categories are defined in the 2017 Virginia Judicial Workload Assessment  
 Source: SCV-SQL-Information

2024 Overall GRAND TOTAL		Distribution of Caseload			Change*		Percentage (%) of Caseload		
<b>4,019</b>	+813 25.4%	<b>Criminal</b>	795	20%	15.9% ▲	+109	<b>Criminal</b>	2023 21.4%	2024 19.8%
2024	↑	<b>Traffic</b>	2,268	56%	41.0% ▲	+660	<b>Traffic</b>	50.2%	56.4%
2023		<b>Civil</b>	936	23%	8.2% ▲	+71	<b>Civil</b>	27.0%	23.3%
		<b>Civil Commitments</b>	20	0%	-57.4% ▼	-27	<b>Civil Commitments</b>	1.5%	0.5%
		<b>GRAND TOTAL</b>	<b>4,019</b>	100%	25.4% ▲	+813	<b>GRAND TOTAL</b>	100%	100%

Dispositions by Division & Code

Division	Case Type Description	Code	Summary	Change	% Change	Absolute Change
<b>Criminal</b>	Misdemeanor	M	382	▲	+2.7%	+10
	Show Cause	SC	163	▲	+393.9%	+130
	Felony	F	140	▼	-19.5%	-34
	Capias	CA	92	▲	+5.7%	+5
	Civil Violation	CV	18	▼	-10.0%	-2
	<b>Total</b>			<b>795</b>	<b>▲</b>	<b>15.9%</b>
<b>Traffic</b>	Infraction	I	1,397	▲	+8.4%	+108
	Show Cause	SC	523	▲	+4,258.3%	+511
	Misdemeanor	M	270	▲	+1.5%	+4
	Capias	CA	71	▲	+102.9%	+36
	Felony	F	6	▲	+20.0%	+1
	Civil Violation	CV	1	▲	-	+1
	Restricted Operators License	RL	0	▼	-100.0%	-1
	<b>Total</b>			<b>2,268</b>	<b>▲</b>	<b>41.0%</b>
<b>Civil</b>	Warrant in Debt	WD	565	▲	+16.0%	+78
	Garnishment	GA	188	▲	+4.4%	+8
	Other	OT	68	▲	+17.2%	+10
	Preliminary Protective Order	PP	31	▼	-13.9%	-5
	Protective Order	PO	19	▼	-29.6%	-8
	Unlawful Detainer	UD	17	▼	-15.0%	-3
	Bond Forfeiture	BF	12	▼	-42.9%	-9
	Detinue	DT	9	▲	+125.0%	+5
	Impoundment	IM	9	▲	+12.5%	+1
	Abstract	AJ	5	↔	-	-
	Admin License	AL	5	▼	-50.0%	-5
	Overweight	OC	3	▲	+200.0%	+2
	Motion for Judgment	MJ	2	▲	-	+2
	Show Cause	SC	2	▼	-75.0%	-6
	Tenants Assertion	TA	1	▲	-	+1
<b>Total</b>			<b>936</b>	<b>▲</b>	<b>8.2%</b>	<b>+71</b>
<b>Civil Commitments</b>	Temporary Detention Order	TD	12	▼	-57.1%	-16
	Emergency Custody Order	EC	8	▼	-57.9%	-11
	<b>Total</b>		<b>20</b>	<b>▼</b>	<b>-57.4%</b>	<b>-27</b>
<b>GRAND TOTAL</b>			<b>4,019</b>	<b>▲</b>	<b>25.4%</b>	<b>+813</b>

Dispositions by Major Case Category\*\*

Category	Summary	Change	% Change	Absolute Change
Felony	146	▲	-18.4%	-33
Garnishment	188	▲	+4.4%	+8
General Civil	581	▲	+17.6%	+87
Infraction/Civil Violation	1,419	▲	+8.3%	+109
Landlord /Tenant	18	▲	-10.0%	-2
Misdemeanor	652	▼	+2.0%	+13
Other	965	▲	+200.6%	+644
Protective Orders	50	▼	-20.6%	-13
<b>GRAND TOTAL</b>	<b>4,019</b>	<b>▲</b>	<b>25.4%</b>	<b>+813</b>

\* Compared to same time period as previous year  
 9/12/2024 1:08:16PM

\*\* Case Type Categories are defined in the 2017 Virginia Judicial Workload Assessment  
 Source: SCV-SQL-Information



2024 Overall GRAND TOTAL		Distribution of Caseload			Change*		Percentage (%) of Caseload		
<b>1,591</b>	-318 -16.7%	<b>Criminal</b>	520	33%	14.8% ▲	+67	<b>Criminal</b>	2023 23.7%	2024 32.7%
2024		<b>Traffic</b>	498	31%	-46.3% ▼	-430	<b>Traffic</b>	48.6%	31.3%
2023		<b>Civil</b>	454	29%	11.0% ▲	+45	<b>Civil</b>	21.4%	28.5%
		<b>Civil Commitments</b>	119	7%	0.0%	0	<b>Civil Commitments</b>	6.2%	7.5%
		<b>GRAND TOTAL</b>	<b>1,591</b>	100%	-16.7% ▼	-318	<b>GRAND TOTAL</b>	100%	100%

Dispositions by Division & Code

Division	Case Type Description	Code	Summary	Change	% Change	Absolute Change	
<b>Criminal</b>	Misdemeanor	M	261	▼	-2.2%	-6	
	Felony	F	164	▲	+43.9%	+50	
	Capias	CA	76	▲	+43.4%	+23	
	Show Cause	SC	14	▲	+55.6%	+5	
	Civil Violation	CV	3	▼	-66.7%	-6	
	Restricted Operators License	RL	2	▲	+100.0%	+1	
	<b>Total</b>			<b>520</b>	<b>▲</b>	<b>14.8%</b>	<b>+67</b>
<b>Traffic</b>	Infraction	I	388	▼	-48.6%	-367	
	Misdemeanor	M	95	▼	-37.5%	-57	
	Capias	CA	15	▼	-16.7%	-3	
	Felony	F	0	▼	-100.0%	-1	
	Show Cause	SC	0	▼	-100.0%	-2	
	<b>Total</b>			<b>498</b>	<b>▼</b>	<b>-46.3%</b>	<b>-430</b>
<b>Civil</b>	Warrant in Debt	WD	221	▲	+30.0%	+51	
	Garnishment	GA	123	▲	+59.7%	+46	
	Other	OT	27	▼	-46.0%	-23	
	Unlawful Detainer	UD	22	▲	+15.8%	+3	
	Show Cause	SC	16	▲	+60.0%	+6	
	Protective Order	PO	13	▼	-51.9%	-14	
	Impoundment	IM	12	▼	-52.0%	-13	
	Preliminary Protective Order	PP	10	▼	-37.5%	-6	
	Detinue	DT	5	▼	-16.7%	-1	
	Admin License	AL	3	▼	-66.7%	-6	
	Petition-Restore Arms	PR	1	▲	-	+1	
	Restricted Operators License	RL	1	▲	-	+1	
	<b>Total</b>			<b>454</b>	<b>▲</b>	<b>11.0%</b>	<b>+45</b>
	<b>Civil Commitments</b>	Mental Commitment	MC	69	▲	+25.5%	+14
Temporary Detention Order		TD	32	▼	-17.9%	-7	
Emergency Custody Order		EC	15	▼	-34.8%	-8	
Other		OT	3	▲	+50.0%	+1	
<b>Total</b>				<b>119</b>		<b>0.0%</b>	<b>0</b>
<b>GRAND TOTAL</b>			<b>1,591</b>	<b>▼</b>	<b>-16.7%</b>	<b>-318</b>	

Dispositions by Major Case Category\*\*

Category	Summary	Change	% Change	Absolute Change
Felony	164	▼	+42.6%	+49
Garnishment	123	▲	+59.7%	+46
General Civil	232	▲	+24.7%	+46
Infraction/Civil Violation	391	▼	-48.8%	-373
Involuntary Civil Commitments	3	▲	+50.0%	+1
Landlord /Tenant	22	▲	+15.8%	+3
Misdemeanor	359	▲	-14.5%	-61
Other	274	▼	-3.2%	-9
Protective Orders	23	▼	-46.5%	-20
<b>GRAND TOTAL</b>	<b>1,591</b>	<b>▼</b>	<b>-16.7%</b>	<b>-318</b>

\* Compared to same time period as previous year  
 9/12/2024 1:08:16PM

\*\* Case Type Categories are defined in the 2017 Virginia Judicial Workload Assessment  
 Source: SCV-SQL-Information



2024 Overall GRAND TOTAL		Distribution of Caseload			Change*		Percentage (%) of Caseload			
<b>4,195</b>	-452 -9.7%	<b>Criminal</b>	1,041	25%	-3.9%	▼	-42	<b>Criminal</b>	2023: 23.3%	2024: 24.8%
2024		<b>Traffic</b>	1,838	44%	-24.1%	▼	-583	<b>Traffic</b>	52.1%	43.8%
2023		<b>Civil</b>	1,094	26%	32.9%	▲	+271	<b>Civil</b>	17.7%	26.1%
		<b>Civil Commitments</b>	222	5%	-30.6%	▼	-98	<b>Civil Commitments</b>	6.9%	5.3%
		<b>GRAND TOTAL</b>	<b>4,195</b>	100%	-9.7%	▼	-452	<b>GRAND TOTAL</b>	100%	100%

Dispositions by Division & Code

Division	Case Type Description	Code	Summary	Change	% Change	Absolute Change
<b>Criminal</b>	Misdemeanor	M	430	▲	+14.7%	+55
	Felony	F	303	▼	-17.9%	-66
	Show Cause	SC	192	▼	-17.9%	-42
	Capias	CA	101	▲	+6.3%	+6
	Civil Violation	CV	15	▲	+50.0%	+5
	<b>Total</b>			<b>1,041</b>	▼	<b>-3.9%</b>
<b>Traffic</b>	Infraction	I	898	▼	-35.2%	-487
	Show Cause	SC	611	▼	-9.5%	-64
	Misdemeanor	M	253	▼	-7.3%	-20
	Capias	CA	61	▼	-15.3%	-11
	Felony	F	9	↔		-
	Restricted Operators License	RL	3	↔		-
	Civil Violation	CV	2	▼	-50.0%	-2
	Motion	MO	1	▲		+1
<b>Total</b>			<b>1,838</b>	▼	<b>-24.1%</b>	<b>-583</b>
<b>Civil</b>	Warrant in Debt	WD	600	▲	+47.8%	+194
	Garnishment	GA	241	▲	+34.6%	+62
	Other	OT	83	▲	+29.7%	+19
	Preliminary Protective Order	PP	45	▲	+28.6%	+10
	Unlawful Detainer	UD	38	▼	-20.8%	-10
	Bond Forfeiture	BF	36	▼	-18.2%	-8
	Protective Order	PO	13	▲	+18.2%	+2
	Overweight	OC	11	▲	+22.2%	+2
	Admin License	AL	6	▲	+50.0%	+2
	Detinue	DT	6	▲	+20.0%	+1
	Impoundment	IM	5	↔		-
	Abstract	AJ	4	▼	-42.9%	-3
	Interrogatory	IN	2	↔		-
	Petition-Restore Arms	PR	2	▲	+100.0%	+1
	Motion for Judgment	MJ	1	▲		+1
	Show Cause	SC	1	▼	-66.7%	-2
<b>Total</b>			<b>1,094</b>	▲	<b>32.9%</b>	<b>+271</b>
<b>Civil Commitments</b>	Mental Commitment	MC	170	▼	-33.6%	-86
	Temporary Detention Order	TD	26	▼	-29.7%	-11
	Emergency Custody Order	EC	19	▼	-5.0%	-1
	Other	OT	7	↔		-
<b>Total</b>			<b>222</b>	▼	<b>-30.6%</b>	<b>-98</b>
<b>GRAND TOTAL</b>			<b>4,195</b>	▼	<b>-9.7%</b>	<b>-452</b>

Dispositions by Major Case Category\*\*

Category	Summary	Change	% Change	Absolute Change
Felony	312	▼	-17.5%	-66
Garnishment	243	▲	+34.3%	+62
General Civil	618	▲	+49.3%	+204
Infraction/Civil Violation	926	▼	-34.2%	-482
Involuntary Civil Commitments	7	↔		0
Landlord /Tenant	38	▼	-20.8%	-10
Misdemeanor	686	▲	+5.4%	+35

\* Compared to same time period as previous year  
 9/12/2024 1:08:16PM

\*\* Case Type Categories are defined in the 2017 Virginia Judicial Workload Assessment  
 Source: SCV-SQL-Information

**CPSS - GCMS CASELOAD STATISTICS OF THE GENERAL DISTRICT COURTS**  
January 2024 thru August 2024 Dispositions (Compared to January 2023 thru August 2023)

Other	1,307	▲	-13.7%	-207
Protective Orders	58	▲	+26.1%	+12
<b>GRAND TOTAL</b>	<b>4,195</b>	▼	-9.7%	-452

\* Compared to same time period as previous year  
9/12/2024 1:08:16PM

\*\* Case Type Categories are defined in the 2017 Virginia Judicial Workload Assessment  
Source: SCV-SQL-Information



2024 Overall GRAND TOTAL		Distribution of Caseload			Change*		Percentage (%) of Caseload		
<b>6,701</b>	-110 -1.6%	<b>Criminal</b>	2,020	30%	8.2% ▲	+153	<b>Criminal</b>	2023 27.4%	2024 30.1%
2024		<b>Traffic</b>	3,002	45%	-10.4% ▼	-349	<b>Traffic</b>	49.2%	44.8%
2023		<b>Civil</b>	1,571	23%	4.9% ▲	+73	<b>Civil</b>	22.0%	23.4%
		<b>Civil Commitments</b>	108	2%	13.7% ▲	+13	<b>Civil Commitments</b>	1.4%	1.6%
		<b>GRAND TOTAL</b>	<b>6,701</b>	100%	-1.6% ▼	-110	<b>GRAND TOTAL</b>	100%	100%

**Dispositions by Division & Code**

Division	Case Type Description	Code	Summary	Change	% Change	Absolute Change
<b>Criminal</b>	Misdemeanor	M	1,279	▲	+13.9%	+156
	Felony	F	447	▲	+9.8%	+40
	Capias	CA	194	▼	-13.4%	-30
	Civil Violation	CV	69	▼	-10.4%	-8
	Show Cause	SC	30	▼	-16.7%	-6
	Restricted Operators License	RL	1	▲	-	+1
	<b>Total</b>			<b>2,020</b>	<b>▲</b>	<b>8.2%</b>
<b>Traffic</b>	Infraction	I	2,333	▼	-12.7%	-340
	Misdemeanor	M	595	▼	-3.7%	-23
	Capias	CA	52	▲	+36.8%	+14
	Felony	F	14	▲	+7.7%	+1
	Show Cause	SC	4	▼	-50.0%	-4
	Civil Violation	CV	2	▲	-	+2
	Restricted Operators License	RL	2	▲	+100.0%	+1
<b>Total</b>			<b>3,002</b>	<b>▼</b>	<b>-10.4%</b>	<b>-349</b>
<b>Civil</b>	Warrant in Debt	WD	587	▲	+18.6%	+92
	Garnishment	GA	366	▲	+0.8%	+3
	Unlawful Detainer	UD	186	▲	+20.8%	+32
	Other	OT	160	▼	+7.4%	+11
	Preliminary Protective Order	PP	63	▲	+40.0%	+18
	Bond Forfeiture	BF	62	▼	-21.5%	-17
	Detinue	DT	56	▼	-36.4%	-32
	Protective Order	PO	31	▲	+106.7%	+16
	Impoundment	IM	26	▼	-44.7%	-21
	Admin License	AL	18	▼	-30.8%	-8
	Abstract	AJ	5	▼	-44.4%	-4
	Interrogatory	IN	3	▼	-70.0%	-7
	Petition-Restore Arms	PR	3	▲	+200.0%	+2
	Motion for Judgment	MJ	2	▼	-33.3%	-1
	Show Cause	SC	2	▼	-71.4%	-5
Counter Claim	CC	1	▼	-80.0%	-4	
Tenants Assertion	TA	0	▼	-100.0%	-2	
<b>Total</b>			<b>1,571</b>	<b>▲</b>	<b>4.9%</b>	<b>+73</b>
<b>Civil Commitments</b>	Temporary Detention Order	TD	66	▲	+3.1%	+2
	Emergency Custody Order	EC	40	▲	+42.9%	+12
	Medical Emergency Temporary Detention Order	MT	1	▲	-	+1
	Mental Commitment	MC	1	▼	-66.7%	-2
<b>Total</b>			<b>108</b>	<b>▲</b>	<b>13.7%</b>	<b>+13</b>
<b>GRAND TOTAL</b>			<b>6,701</b>	<b>▼</b>	<b>-1.6%</b>	<b>-110</b>

**Dispositions by Major Case Category\*\***

Category	Summary	Change	% Change	Absolute Change
Felony	461	▲	+9.8%	+41
Garnishment	369	▼	-1.1%	-4
General Civil	657	▲	+9.5%	+57
Infraction/Civil Violation	2,404	▲	-12.6%	-346
Landlord /Tenant	186	▼	+19.2%	+30
Misdemeanor	1,877	▲	+7.7%	+135

\* Compared to same time period as previous year  
 9/12/2024 1:08:16PM

\*\* Case Type Categories are defined in the 2017 Virginia Judicial Workload Assessment  
 Source: SCV-SQL-Information

**CPSS - GCMS CASELOAD STATISTICS OF THE GENERAL DISTRICT COURTS**  
 January 2024 thru August 2024 Dispositions (Compared to January 2023 thru August 2023)

Other	653	▲	-8.0%	-57
Protective Orders	94	▲	+56.7%	+34
<b>GRAND TOTAL</b>	<b>6,701</b>	▼	-1.6%	-110

\* Compared to same time period as previous year  
 9/12/2024 1:08:16PM

\*\* Case Type Categories are defined in the 2017 Virginia Judicial Workload Assessment  
 Source: SCV-SQL-Information

2024 Overall GRAND TOTAL		Distribution of Caseload			Change*		Percentage (%) of Caseload		
<b>3,678</b>	+127 3.6%	<b>Criminal</b>	653	18%	-24.8% ▼	-215	<b>Criminal</b>	2023 24.4%	2024 17.8%
2024	↑	<b>Traffic</b>	2,297	62%	8.8% ▲	+185	<b>Traffic</b>	59.5%	62.5%
2023		<b>Civil</b>	691	19%	29.6% ▲	+158	<b>Civil</b>	15.0%	18.8%
		<b>Civil Commitments</b>	37	1%	-2.6% ▼	-1	<b>Civil Commitments</b>	1.1%	1.0%
		<b>GRAND TOTAL</b>	<b>3,678</b>	100%	3.6% ▲	+127	<b>GRAND TOTAL</b>	100%	100%

**Dispositions by Division & Code**

Division	Case Type Description	Code	Summary	Change	% Change	Absolute Change
<b>Criminal</b>	Misdemeanor	M	372	▼	-16.6%	-74
	Felony	F	183	▼	-34.9%	-98
	Capias	CA	61	▼	-20.8%	-16
	Show Cause	SC	28	▼	-33.3%	-14
	Civil Violation	CV	8	▼	-63.6%	-14
	Restricted Operators License	RL	1	▲	-	+1
	<b>Total</b>			<b>653</b>	▼	<b>-24.8%</b>
<b>Traffic</b>	Infraction	I	1,909	▲	+10.6%	+183
	Misdemeanor	M	344	▲	+4.2%	+14
	Capias	CA	21	▼	-32.3%	-10
	Show Cause	SC	16	▼	-11.1%	-2
	Felony	F	4	▼	-33.3%	-2
	Restricted Operators License	RL	2	▲	+100.0%	+1
	Civil Violation	CV	1	▲	-	+1
<b>Total</b>			<b>2,297</b>	▲	<b>8.8%</b>	<b>+185</b>
<b>Civil</b>	Warrant in Debt	WD	259	▲	+34.2%	+66
	Garnishment	GA	164	▲	+32.3%	+40
	Other	OT	88	▲	+63.0%	+34
	Unlawful Detainer	UD	57	▲	+1.8%	+1
	Preliminary Protective Order	PP	51	▲	+50.0%	+17
	Protective Order	PO	42	▲	+44.8%	+13
	Detinue	DT	7	▼	-12.5%	-1
	Admin License	AL	5	▲	+400.0%	+4
	Impoundment	IM	4	↔	-	-
	Interrogatory	IN	3	▲	+200.0%	+2
	Overweight	OC	3	▼	-70.0%	-7
	Show Cause	SC	3	▼	-75.0%	-9
	Motion for Judgment	MJ	2	↔	-	-
	Restricted Operators License	RL	2	▲	-	+2
	Capias	CA	1	↔	-	-
Abstract	AJ	0	▼	-100.0%	-4	
<b>Total</b>			<b>691</b>	▲	<b>29.6%</b>	<b>+158</b>
<b>Civil Commitments</b>	Emergency Custody Order	EC	23	▲	+9.5%	+2
	Temporary Detention Order	TD	14	▼	-12.5%	-2
	Medical Emergency Custody Order	ME	0	▼	-100.0%	-1
<b>Total</b>			<b>37</b>	▼	<b>-2.6%</b>	<b>-1</b>
<b>GRAND TOTAL</b>			<b>3,678</b>	▲	3.6%	+127

**Dispositions by Major Case Category\*\***

Category	Summary	Change	% Change	Absolute Change
Felony	187	▼	-34.8%	-100
Garnishment	167	▲	+33.6%	+42
General Civil	273	▲	+31.3%	+65
Infraction/Civil Violation	1,921	▲	+9.3%	+163
Landlord /Tenant	57	▲	+1.8%	+1
Misdemeanor	721	▲	-7.2%	-56
Other	259	▲	-6.5%	-18

\* Compared to same time period as previous year  
 9/12/2024 1:08:16PM


\*\* Case Type Categories are defined in the 2017 Virginia Judicial Workload Assessment  
 Source: SCV-SQL-Information

**CPSS - GCMS CASELOAD STATISTICS OF THE GENERAL DISTRICT COURTS**  
 January 2024 thru August 2024 Dispositions (Compared to January 2023 thru August 2023)

Protective Orders	93	▲	+47.6%	+30
<b>GRAND TOTAL</b>	<b>3,678</b>	▲	3.6%	+127

\* Compared to same time period as previous year  
 9/12/2024 1:08:16PM

\*\* Case Type Categories are defined in the 2017 Virginia Judicial Workload Assessment  
 Source: SCV-SQL-Information

2024 Overall GRAND TOTAL		Distribution of Caseload			Change*		Percentage (%) of Caseload		
<b>4,795</b>	-181 -3.6%	<b>Criminal</b>	782	16%	-20.9% ▼	-206	<b>Criminal</b>	2023 19.9%	2024 16.3%
		<b>Traffic</b>	3,505	73%	-1.0% ▼	-37	<b>Traffic</b>	71.2%	73.1%
		<b>Civil</b>	480	10%	10.6% ▲	+46	<b>Civil</b>	8.7%	10.0%
		<b>Civil Commitments</b>	28	1%	133.3% ▲	+16	<b>Civil Commitments</b>	0.2%	0.6%
		<b>GRAND TOTAL</b>	<b>4,795</b>	100%	-3.6% ▼	-181	<b>GRAND TOTAL</b>	100%	100%

**Dispositions by Division & Code**

Division	Case Type Description	Code	Summary	Change	% Change	Absolute Change
<b>Criminal</b>	Misdemeanor	M	438	▼	-16.1%	-84
	Felony	F	225	▼	-25.2%	-76
	Capias	CA	63	▼	-32.3%	-30
	Civil Violation	CV	28	▲	+21.7%	+5
	Show Cause	SC	28	▼	-40.4%	-19
	Restricted Operators License	RL	0	▼	-100.0%	-2
	<b>Total</b>			<b>782</b>	▼	<b>-20.9%</b>
<b>Traffic</b>	Infraction	I	2,838	▲	+0.6%	+18
	Misdemeanor	M	619	▼	-5.6%	-37
	Capias	CA	20	▼	-37.5%	-12
	Show Cause	SC	18	↔		-
	Felony	F	8	▼	-11.1%	-1
	Civil Violation	CV	2	▼	-71.4%	-5
	<b>Total</b>			<b>3,505</b>	▼	<b>-1.0%</b>
<b>Civil</b>	Warrant in Debt	WD	201	▲	+25.6%	+41
	Garnishment	GA	178	▲	+56.1%	+64
	Other	OT	25	▼	-52.8%	-28
	Unlawful Detainer	UD	23	▼	-50.0%	-23
	Preliminary Protective Order	PP	20	▼	-20.0%	-5
	Admin License	AL	11	▲	+175.0%	+7
	Detinue	DT	7	▲	-	+7
	Protective Order	PO	7	▼	-30.0%	-3
	Restricted Operators License	RL	4	▲	+33.3%	+1
	Abstract	AJ	2	▲	-	+2
	Impoundment	IM	1	▼	-85.7%	-6
	Overweight	OC	1	▼	-50.0%	-1
	Emergency Substantial Risk Order	SR	0	▼	-100.0%	-1
	Interrogatory	IN	0	▼	-100.0%	-5
	Motion for Judgment	MJ	0	▼	-100.0%	-1
Show Cause	SC	0	▼	-100.0%	-3	
<b>Total</b>			<b>480</b>	▲	<b>10.6%</b>	<b>+46</b>
<b>Civil Commitments</b>	Emergency Custody Order	EC	15	▲	+87.5%	+7
	Temporary Detention Order	TD	12	▲	+200.0%	+8
	Mental Commitment	MC	1	▲	-	+1
<b>Total</b>			<b>28</b>	▲	<b>133.3%</b>	<b>+16</b>
<b>GRAND TOTAL</b>			<b>4,795</b>	▼	-3.6%	-181

**Dispositions by Major Case Category\*\***

Category	Summary	Change	% Change	Absolute Change
Felony	233	▼	-24.8%	-77
Garnishment	178	▼	+49.6%	+59
General Civil	209	▲	+25.1%	+42
Infraction/Civil Violation	2,869	▼	+0.6%	+17
Landlord /Tenant	23	▼	-50.0%	-23
Misdemeanor	1,061	▼	-10.3%	-122
New to Workload Study	0	▼	-100.0%	-1
Other	195	▲	-25.9%	-68

\* Compared to same time period as previous year  
 9/12/2024 1:08:16PM

\*\* Case Type Categories are defined in the 2017 Virginia Judicial Workload Assessment  
 Source: SCV-SQL-Information

**CPSS - GCMS CASELOAD STATISTICS OF THE GENERAL DISTRICT COURTS**  
January 2024 thru August 2024 Dispositions (Compared to January 2023 thru August 2023)

**Scott**

District: 30 FIPS: 169



---

Protective Orders	27	▼	-22.9%	-8
<b>GRAND TOTAL</b>	<b>4,795</b>	▼	-3.6%	-181

---

\* Compared to same time period as previous year  
9/12/2024 1:08:16PM

\*\* Case Type Categories are defined in the 2017 Virginia Judicial Workload Assessment  
Source: SCV-SQL-Information

2024 Overall GRAND TOTAL		Distribution of Caseload			Change*		Percentage (%) of Caseload			
<b>8,283</b>	+611 8.0%	<b>Criminal</b>	2,015	24%	-5.4%	▼	-114	<b>Criminal</b>	2023: 27.8%	2024: 24.3%
2024 	↑	<b>Traffic</b>	4,424	53%	13.4%	▲	+523	<b>Traffic</b>	50.8%	53.4%
2023 		<b>Civil</b>	1,784	22%	15.4%	▲	+238	<b>Civil</b>	20.2%	21.5%
		<b>Civil Commitments</b>	60	1%	-37.5%	▼	-36	<b>Civil Commitments</b>	1.3%	0.7%
		<b>GRAND TOTAL</b>	<b>8,283</b>	100%	8.0%	▲	+611	<b>GRAND TOTAL</b>	100%	100%

Dispositions by Division & Code

Division	Case Type Description	Code	Summary	Change	% Change	Absolute Change
<b>Criminal</b>	Misdemeanor	M	1,278	▼	-0.5%	-7
	Felony	F	295	▼	-26.6%	-107
	Capias	CA	262	▼	-2.6%	-7
	Show Cause	SC	158	▲	+13.7%	+19
	Civil Violation	CV	22	▼	-35.3%	-12
	<b>Total</b>			<b>2,015</b>	▼	<b>-5.4%</b>
<b>Traffic</b>	Infraction	I	3,255	▲	+17.7%	+490
	Misdemeanor	M	1,049	▲	+3.5%	+35
	Show Cause	SC	59	▼	-3.3%	-2
	Capias	CA	49	▲	+6.5%	+3
	Felony	F	11	▼	-15.4%	-2
	Civil Violation	CV	1	▼	-50.0%	-1
	<b>Total</b>			<b>4,424</b>	▲	<b>13.4%</b>
<b>Civil</b>	Warrant in Debt	WD	653	▲	+37.8%	+179
	Garnishment	GA	549	▲	+43.3%	+166
	Other	OT	187	▼	-15.4%	-34
	Unlawful Detainer	UD	176	▼	-19.3%	-42
	Preliminary Protective Order	PP	72	▲	+9.1%	+6
	Protective Order	PO	63	▲	+96.9%	+31
	Show Cause	SC	19	▼	-36.7%	-11
	Admin License	AL	15	▲	+87.5%	+7
	Detinue	DT	15	▼	-44.4%	-12
	Impoundment	IM	11	▼	-59.3%	-16
	Bond Forfeiture	BF	8	▼	-55.6%	-10
	Abstract	AJ	3	▲	-	+3
	Interrogatory	IN	3	▲	-	+3
	Motion for Judgment	MJ	3	▼	-40.0%	-2
	Overweight	OC	2	▼	-81.8%	-9
	Restricted Operators License	RL	2	▼	-50.0%	-2
	Tenants Assertion	TA	2	↔	-	-
	Capias	CA	1	▼	-94.1%	-16
	Petition-Restore Arms	PR	0	▼	-100.0%	-3
<b>Total</b>			<b>1,784</b>	▲	<b>15.4%</b>	<b>+238</b>
<b>Civil Commitments</b>	Emergency Custody Order	EC	35	▼	-27.1%	-13
	Temporary Detention Order	TD	23	▼	-28.1%	-9
	Medical Emergency Temporary Detention Order	MT	1	▲	-	+1
	Other	OT	1	▲	-	+1
	Mental Commitment	MC	0	▼	-100.0%	-15
	Petition	PT	0	▼	-100.0%	-1
<b>Total</b>			<b>60</b>	▼	<b>-37.5%</b>	<b>-36</b>
<b>GRAND TOTAL</b>			<b>8,283</b>	▲	8.0%	+611

Dispositions by Major Case Category\*\*

Category	Summary	Change	% Change	Absolute Change
Felony	306	▼	-26.3%	-109
Garnishment	552	▲	+44.1%	+169
General Civil	697	▼	+24.2%	+136
Infraction/Civil Violation	3,280	▼	+16.6%	+468

\* Compared to same time period as previous year  
 9/12/2024 1:08:16PM

\*\* Case Type Categories are defined in the 2017 Virginia Judicial Workload Assessment  
 Source: SCV-SQL-Information

**CPSS - GCMS CASELOAD STATISTICS OF THE GENERAL DISTRICT COURTS**  
 January 2024 thru August 2024 Dispositions (Compared to January 2023 thru August 2023)

Involuntary Civil Commitments	1	▲		0
Landlord /Tenant	178	▼	-19.1%	-42
Misdemeanor	2,329	▼	+1.1%	+26
Other	805	▲	-8.4%	-74
Protective Orders	135	▲	+37.8%	+37
<b>GRAND TOTAL</b>	<b>8,283</b>	▲	8.0%	+611

\* Compared to same time period as previous year  
 9/12/2024 1:08:16PM

\*\* Case Type Categories are defined in the 2017 Virginia Judicial Workload Assessment  
 Source: SCV-SQL-Information



2024 Overall GRAND TOTAL		Distribution of Caseload			Change*		Percentage (%) of Caseload		
<b>82,567</b>	+13,062 18.8%	<b>Criminal</b>	13,316	16%	21.9% ▲	+2,395	<b>Criminal</b>	2023 15.7%	2024 16.1%
2024	↑	<b>Traffic</b>	48,769	59%	19.9% ▲	+8,104	<b>Traffic</b>	58.5%	59.1%
2023		<b>Civil</b>	19,735	24%	14.6% ▲	+2,520	<b>Civil</b>	24.8%	23.9%
		<b>Civil Commitments</b>	747	1%	6.1% ▲	+43	<b>Civil Commitments</b>	1.0%	0.9%
		<b>GRAND TOTAL</b>	<b>82,567</b>	100%	18.8% ▲	+13,062	<b>GRAND TOTAL</b>	100%	100%

Dispositions by Division & Code

Division	Case Type Description	Code	Summary	Change	% Change	Absolute Change
<b>Criminal</b>	Misdemeanor	M	6,453	▲	+12.5%	+716
	Felony	F	3,208	▲	+20.4%	+544
	Capias	CA	2,610	▲	+54.4%	+920
	Show Cause	SC	642	▲	+27.9%	+140
	Civil Violation	CV	403	▲	+22.9%	+75
	<b>Total</b>		<b>13,316</b>	<b>▲</b>	<b>21.9%</b>	<b>+2,395</b>
<b>Traffic</b>	Infraction	I	40,000	▲	+21.0%	+6,935
	Misdemeanor	M	8,165	▲	+14.4%	+1,028
	Capias	CA	181	▲	+54.7%	+64
	Civil Violation	CV	160	▲	+97.5%	+79
	Felony	F	132	▼	-14.3%	-22
	Other	O	72	▲	+22.0%	+13
	Show Cause	SC	41	▲	+10.8%	+4
	Restricted Operators License	RL	18	▲	+20.0%	+3
	<b>Total</b>		<b>48,769</b>	<b>▲</b>	<b>19.9%</b>	<b>+8,104</b>
<b>Civil</b>	Warrant in Debt	WD	8,411	▲	+31.6%	+2,020
	Garnishment	GA	4,967	▲	+4.6%	+220
	Unlawful Detainer	UD	3,414	▲	+9.8%	+306
	Admin License	AL	629	▼	-1.7%	-11
	Other	OT	401	▲	+4.4%	+17
	Zoning Violation	ZO	355	▼	-17.2%	-74
	Preliminary Protective Order	PP	326	▲	+13.6%	+39
	Show Cause	SC	295	▼	-3.9%	-12
	Protective Order	PO	258	▲	+8.9%	+21
	Interrogatory	IN	209	▼	-10.3%	-24
	Abstract	AJ	205	▲	+23.5%	+39
	Impoundment	IM	105	▼	-0.9%	-1
	Overweight	OC	34	▼	-5.6%	-2
	Counter Claim	CC	27	▲	+8.0%	+2
	Detinue	DT	25	▼	-41.9%	-18
	Tenants Assertion	TA	25	▲	+25.0%	+5
	Motion for Judgment	MJ	14	▼	-26.3%	-5
	Capias	CA	10	▼	-28.6%	-4
	Motor Carrier	MC	10	▲	+42.9%	+3
	Third Party Claim	TH	5	▲	+150.0%	+3
Petition-Restore Arms	PR	4	▼	-20.0%	-1	
Bond Forfeiture	BF	3	▼	-40.0%	-2	
Petition to Require Blood Test	BT	2	▲	-	+2	
Restricted Operators License	RL	1	▼	-75.0%	-3	
	<b>Total</b>		<b>19,735</b>	<b>▲</b>	<b>14.6%</b>	<b>+2,520</b>
<b>Civil Commitments</b>	Temporary Detention Order	TD	351	▲	+7.3%	+24
	Mental Commitment	MC	300	▲	+22.4%	+55
	Emergency Custody Order	EC	82	▼	-29.3%	-34
	Petition	PT	12	▲	+500.0%	+10
	Medical Emergency Custody Order	ME	1	▼	-83.3%	-5
	Medical Emergency Temporary Detention Order	MT	1	▼	-83.3%	-5
	Other	OT	0	▼	-100.0%	-2
	<b>Total</b>		<b>747</b>	<b>▲</b>	<b>6.1%</b>	<b>+43</b>
<b>GRAND TOTAL</b>			<b>82,567</b>	<b>▲</b>	<b>18.8%</b>	<b>+13,062</b>

\* Compared to same time period as previous year  
 9/12/2024 1:08:16PM

\*\* Case Type Categories are defined in the 2017 Virginia Judicial Workload Assessment  
 Source: SCV-SQL-Information

**Dispositions by Major Case Category\*\***

Category	Summary	Change	% Change	Absolute Change
Felony	3,340	▲	+18.5%	+522
Garnishment	5,176	▼	+3.9%	+196
General Civil	8,686	▼	+30.4%	+2,026
Infraction/Civil Violation	40,679	▲	+21.2%	+7,103
Involuntary Civil Commitments	12	▲	+200.0%	+8
Landlord /Tenant	3,439	▲	+9.9%	+311
Misdemeanor	14,992	▼	+12.5%	+1,670
Other	5,659	▲	+26.0%	+1,166
Protective Orders	584	▲	+11.5%	+60
<b>GRAND TOTAL</b>	<b>82,567</b>	▲	18.8%	+13,062

\* Compared to same time period as previous year  
 9/12/2024 1:08:16PM

\*\* Case Type Categories are defined in the 2017 Virginia Judicial Workload Assessment  
 Source: SCV-SQL-Information

2024 Overall GRAND TOTAL		Distribution of Caseload			Change*		Percentage (%) of Caseload		
<b>10,250</b>	+1,790 21.2%	<b>Criminal</b>	760	7%	7.2% ▲	+51	<b>Criminal</b>	2023 8.4%	2024 7.4%
2024	↑	<b>Traffic</b>	7,522	73%	33.5% ▲	+1,886	<b>Traffic</b>	66.6%	73.4%
2023		<b>Civil</b>	1,904	19%	-7.3% ▼	-151	<b>Civil</b>	24.3%	18.6%
		<b>Civil Commitments</b>	64	1%	6.7% ▲	+4	<b>Civil Commitments</b>	0.7%	0.6%
		<b>GRAND TOTAL</b>	<b>10,250</b>	100%	21.2% ▲	+1,790	<b>GRAND TOTAL</b>	100%	100%

**Dispositions by Division & Code**

Division	Case Type Description	Code	Summary	Change	% Change	Absolute Change
<b>Criminal</b>	Misdemeanor	M	518	▲	+27.9%	+113
	Felony	F	145	▼	-25.6%	-50
	Show Cause	SC	45	▼	-11.8%	-6
	Capias	CA	37	▼	-11.9%	-5
	Civil Violation	CV	15	▼	-6.3%	-1
	<b>Total</b>			<b>760</b>	<b>▲</b>	<b>7.2%</b>
<b>Traffic</b>	Infraction	I	5,638	▲	+27.5%	+1,217
	Misdemeanor	M	1,814	▲	+57.6%	+663
	Capias	CA	40	▲	+5.3%	+2
	Felony	F	16	▲	+45.5%	+5
	Show Cause	SC	13	▼	-7.1%	-1
	Civil Violation	CV	1	↔		-
	<b>Total</b>			<b>7,522</b>	<b>▲</b>	<b>33.5%</b>
<b>Civil</b>	Warrant in Debt	WD	763	▼	-7.9%	-65
	Garnishment	GA	760	▼	-0.5%	-4
	Unlawful Detainer	UD	130	▼	-11.0%	-16
	Other	OT	87	▲	-6.5%	-6
	Detinue	DT	45	▼	-25.0%	-15
	Preliminary Protective Order	PP	32	▼	-5.9%	-2
	Protective Order	PO	26	▼	-31.6%	-12
	Admin License	AL	19	▲	+26.7%	+4
	Abstract	AJ	13	▼	-31.6%	-6
	Impoundment	IM	12	▲	+100.0%	+6
	Overweight	OC	7	▼	-82.9%	-34
	Counter Claim	CC	2	▼	-50.0%	-2
	Interrogatory	IN	2	↔		-
	Tenants Assertion	TA	2	↔		-
	Capias	CA	1	▲	-	+1
	Motion for Judgment	MJ	1	▲	-	+1
	Restricted Operators License	RL	1	▼	-50.0%	-1
	Third Party Claim	TH	1	▲	-	+1
	Show Cause	SC	0	▼	-100.0%	-1
<b>Total</b>			<b>1,904</b>	<b>▼</b>	<b>-7.3%</b>	<b>-151</b>
<b>Civil Commitments</b>	Temporary Detention Order	TD	45	▼	-2.2%	-1
	Emergency Custody Order	EC	18	▲	+38.5%	+5
	Mental Commitment	MC	1	↔		-
<b>Total</b>			<b>64</b>	<b>▲</b>	<b>6.7%</b>	<b>+4</b>
<b>GRAND TOTAL</b>			<b>10,250</b>	<b>▲</b>	<b>21.2%</b>	<b>+1,790</b>

**Dispositions by Major Case Category\*\***

Category	Summary	Change	% Change	Absolute Change
Felony	161	▲	-21.8%	-45
Garnishment	762	▼	-0.5%	-4
General Civil	816	▲	-8.7%	-78
Infraction/Civil Violation	5,661	▼	+26.4%	+1,182
Landlord /Tenant	132	▼	-10.8%	-16
Misdemeanor	2,333	▲	+49.7%	+775
Other	327	▲	-3.0%	-10

\* Compared to same time period as previous year  
 9/12/2024 1:08:16PM

\*\* Case Type Categories are defined in the 2017 Virginia Judicial Workload Assessment  
 Source: SCV-SQL-Information

**CPSS - GCMS CASELOAD STATISTICS OF THE GENERAL DISTRICT COURTS**  
January 2024 thru August 2024 Dispositions (Compared to January 2023 thru August 2023)

---

Protective Orders	58	▼	-19.4%	-14
<b>GRAND TOTAL</b>	<b>10,250</b>	▲	21.2%	+1,790

---

\* Compared to same time period as previous year  
9/12/2024 1:08:16PM

\*\* Case Type Categories are defined in the 2017 Virginia Judicial Workload Assessment  
Source: SCV-SQL-Information

2024 Overall GRAND TOTAL		Distribution of Caseload			Change*		Percentage (%) of Caseload		
<b>20,243</b>	+2,492 14.0%	<b>Criminal</b>	432	2%	-6.7% ▼	-31	<b>Criminal</b>	2023 2.6%	2024 2.1%
2024	↑	<b>Traffic</b>	19,222	95%	15.3% ▲	+2,545	<b>Traffic</b>	93.9%	95.0%
2023		<b>Civil</b>	573	3%	-2.2% ▲	-13	<b>Civil</b>	3.3%	2.8%
		<b>Civil Commitments</b>	16	0%	-36.0% ▼	-9	<b>Civil Commitments</b>	0.1%	0.1%
		<b>GRAND TOTAL</b>	<b>20,243</b>	100%	14.0% ▲	+2,492	<b>GRAND TOTAL</b>	100%	100%

Dispositions by Division & Code

Division	Case Type Description	Code	Summary	Change	% Change	Absolute Change
<b>Criminal</b>	Misdemeanor	M	271	▼	-4.9%	-14
	Felony	F	110	▼	-4.3%	-5
	Show Cause	SC	25	▼	-30.6%	-11
	Capias	CA	15	▼	-34.8%	-8
	Civil Violation	CV	11	▲	+175.0%	+7
	<b>Total</b>			<b>432</b>	▼	<b>-6.7%</b>
<b>Traffic</b>	Infraction	I	16,214	▲	+16.2%	+2,262
	Misdemeanor	M	2,901	▲	+9.7%	+257
	Capias	CA	77	▲	+16.7%	+11
	Show Cause	SC	20	▲	+100.0%	+10
	Felony	F	10	▲	+100.0%	+5
	<b>Total</b>			<b>19,222</b>	▲	<b>15.3%</b>
<b>Civil</b>	Warrant in Debt	WD	226	▼	-2.2%	-5
	Garnishment	GA	194	▼	-3.5%	-7
	Unlawful Detainer	UD	60	▲	+36.4%	+16
	Other	OT	38	▼	-30.9%	-17
	Preliminary Protective Order	PP	16	▲	+300.0%	+12
	Admin License	AL	13	↔		-
	Protective Order	PO	10	▲	+100.0%	+5
	Detinue	DT	6	▲	+20.0%	+1
	Abstract	AJ	4	▼	-69.2%	-9
	Impoundment	IM	4	▼	-50.0%	-4
	Interrogatory	IN	2	▼	-50.0%	-2
	Bond Forfeiture	BF	0	▼	-100.0%	-1
	Overweight	OC	0	▼	-100.0%	-1
	Show Cause	SC	0	▼	-100.0%	-1
	<b>Total</b>			<b>573</b>	▼	<b>-2.2%</b>
<b>Civil Commitments</b>	Temporary Detention Order	TD	10	▼	-41.2%	-7
	Emergency Custody Order	EC	6	▼	-14.3%	-1
	Other	OT	0	▼	-100.0%	-1
	<b>Total</b>			<b>16</b>	▼	<b>-36.0%</b>
<b>GRAND TOTAL</b>			<b>20,243</b>	▲	14.0%	+2,492

Dispositions by Major Case Category\*\*

Category	Summary	Change	% Change	Absolute Change
Felony	120	▲		0
Garnishment	196	▼	-4.4%	-9
General Civil	234	▼	-2.1%	-5
Infraction/Civil Violation	16,225	▲	+16.2%	+2,268
Involuntary Civil Commitments	0	▼	-100.0%	-1
Landlord /Tenant	60	▲	+36.4%	+16
Misdemeanor	3,172	▲	+8.3%	+243
Other	210	▼	-15.0%	-37
Protective Orders	26	▲	+188.9%	+17
<b>GRAND TOTAL</b>	<b>20,243</b>	▲	14.0%	+2,492

