

2024 Overall GRAND TOTAL		Distribution of Caseload			Change*		Percentage (%) of Caseload		
<b>587,141</b> +42,795 7.9% 		<b>Criminal</b>	81,503	14%	7.0% ▲	+5,320	<b>Criminal</b>	2023	2024
		<b>Traffic</b>	333,364	57%	10.0% ▲	+30,312	<b>Traffic</b>	14.0%	13.9%
		<b>Civil</b>	160,111	27%	4.5% ▲	+6,965	<b>Civil</b>	55.7%	56.8%
		<b>Civil Commitments</b>	12,163	2%	1.7% ▲	+198	<b>Civil Commitments</b>	28.1%	27.3%
		<b>GRAND TOTAL</b>	<b>587,141</b>	100%	7.9% ▲	+42,795	<b>GRAND TOTAL</b>	2.2%	2.1%
							<b>GRAND TOTAL</b>	100%	100%

**Dispositions by Division & Code**

Division	Case Type Description	Code	Summary	Change	% Change	Absolute Change
<b>Criminal</b>	Misdemeanor	M	46,264	▲	+9.5%	+4,031
	Felony	F	21,437	▼	-0.7%	-141
	Capias	CA	8,213	▲	+18.5%	+1,280
	Show Cause	SC	3,588	▼	-2.8%	-104
	Civil Violation	CV	1,933	▲	+16.0%	+266
	Motion	MO	42	▼	-10.6%	-5
	Restricted Operators License	RL	26	▼	-21.2%	-7
	<b>Total</b>			<b>81,503</b>	<b>▲</b>	<b>7.0%</b>
<b>Traffic</b>	Infraction	I	259,305	▲	+10.3%	+24,129
	Misdemeanor	M	65,206	▲	+9.5%	+5,664
	Capias	CA	3,242	▲	+12.7%	+365
	Show Cause	SC	2,032	▲	+7.3%	+138
	Civil Violation	CV	1,235	▲	+43.3%	+373
	Other	O	1,052	▼	-26.1%	-371
	Felony	F	1,026	▲	+7.2%	+69
	Restricted Operators License	RL	155	▼	-13.4%	-24
	Motion	MO	111	▼	-21.8%	-31
<b>Total</b>			<b>333,364</b>	<b>▲</b>	<b>10.0%</b>	<b>+30,312</b>
<b>Civil</b>	Warrant in Debt	WD	55,880	▲	+18.3%	+8,659
	Garnishment	GA	42,372	▼	-4.4%	-1,973
	Unlawful Detainer	UD	38,372	▲	+4.3%	+1,595
	Other	OT	4,413	▼	-4.7%	-219
	Admin License	AL	2,917	▼	-3.9%	-117
	Preliminary Protective Order	PP	2,891	▲	+1.1%	+32
	Protective Order	PO	2,235	▲	+8.3%	+171
	Detinue	DT	1,909	▼	-11.5%	-249
	Show Cause	SC	1,709	▼	-17.3%	-358
	Motion for Judgment	MJ	1,563	▲	+2.6%	+40
	Interrogatory	IN	1,459	▲	+4.8%	+67
	Abstract	AJ	1,364	▼	-20.9%	-360
	Bond Forfeiture	BF	953	▼	-9.0%	-94
	Impoundment	IM	907	▲	+1.6%	+14
	Zoning Violation	ZO	397	▼	-33.5%	-200
	Tenants Assertion	TA	234	▼	-7.1%	-18
	Counter Claim	CC	182	▼	-2.2%	-4
	Overweight	OC	143	▲	+10.0%	+13
	Capias	CA	67	▼	-31.6%	-31
	Petition-Restore Arms	PR	57	▼	-29.6%	-24
	Interrogatory-Not	IC	25	▲	+31.6%	+6
	Motor Carrier	MC	24	▲	+41.2%	+7
	Restricted Operators License	RL	12	▼	-7.7%	-1
	Third Party Claim	TH	8	▼	-11.1%	-1
	Cross Claim	CR	7	▲	+40.0%	+2
	Detinue Seizure	DZ	5	▲	-	+5
	Petition to Require Blood Test	BT	3	▲	-	+3
	Distress Seizure	DS	1	↔	-	-
	Emergency Substantial Risk Order	SR	1	▲	-	+1
	Mechanic's Lien	ML	1	▼	-50.0%	-1
<b>Total</b>			<b>160,111</b>	<b>▲</b>	<b>4.5%</b>	<b>+6,965</b>
<b>Civil Commitments</b>	Mental Commitment	MC	5,329	▲	+3.5%	+181
	Temporary Detention Order	TD	3,825	▼	-1.6%	-62
	Emergency Custody Order	EC	1,759	▼	-5.1%	-95

\* Compared to same time period as previous year  
 4/11/2024 12:29:37PM

\*\* Case Type Categories are defined in the 2017 Virginia Judicial Workload Assessment  
 Source: SCV-SQL-Information

			Summary	Change	% Change	Absolute Change
<b>Civil Commitments</b>	Other	OT	1,059	▲	+14.9%	+137
	Medical Emergency Temporary Detention Order	MT	108	▲	+35.0%	+28
	Petition	PT	80	▲	+29.0%	+18
	Medical Emergency Custody Order	ME	3	▼	-75.0%	-9
	Total		<b>12,163</b>	▲	<b>1.7%</b>	<b>+198</b>
<b>GRAND TOTAL</b>			<b>587,141</b>	▲	7.9%	+42,795

**Dispositions by Major Case Category\*\***

Category	Summary	Change	% Change	Absolute Change	
Felony	22,463	▲	-0.3%	-72	
Garnishment	43,831	▲	-4.2%	-1,906	
General Civil	60,213	▲	+16.2%	+8,408	
Infraction/Civil Violation	263,692	▲	+10.2%	+24,417	
Involuntary Civil Commitments	1,139	▲	+15.8%	+155	
Landlord /Tenant	38,606	▼	+4.3%	+1,577	
Misdemeanor	112,060	▼	+9.2%	+9,463	
New to Workload Study	1	▲	-	+1	
Other	40,010	▲	+1.4%	+549	
Protective Orders	5,126	▲	+4.1%	+203	
<b>GRAND TOTAL</b>		<b>587,141</b>	▲	7.9%	+42,795

\* Compared to same time period as previous year  
 4/11/2024 12:29:37PM

\*\* Case Type Categories are defined in the 2017 Virginia Judicial Workload Assessment  
 Source: SCV-SQL-Information

2024 Overall GRAND TOTAL		Distribution of Caseload			Change*		Percentage (%) of Caseload		
<b>13,049</b>	+1,473 12.7%	<b>Criminal</b>	1,832	14%	23.0% ▲	+342	<b>Criminal</b>	2023: 12.9%	2024: 14.0%
2024	↑	<b>Traffic</b>	4,581	35%	44.5% ▲	+1,410	<b>Traffic</b>	27.4%	35.1%
2023		<b>Civil</b>	6,403	49%	-3.9% ▼	-260	<b>Civil</b>	57.6%	49.1%
		<b>Civil Commitments</b>	233	2%	-7.5% ▼	-19	<b>Civil Commitments</b>	2.2%	1.8%
		<b>GRAND TOTAL</b>	<b>13,049</b>	100%	12.7% ▲	+1,473	<b>GRAND TOTAL</b>	100%	100%

**Dispositions by Division & Code**

Division	Case Type Description	Code	Summary	Change	% Change	Absolute Change
<b>Criminal</b>	Misdemeanor	M	937	▲	+30.7%	+220
	Felony	F	632	▲	+5.5%	+33
	Capias	CA	203	▲	+72.0%	+85
	Show Cause	SC	48	▲	+9.1%	+4
	Civil Violation	CV	12	↔		-
	<b>Total</b>			<b>1,832</b>	<b>▲</b>	<b>23.0%</b>
<b>Traffic</b>	Infraction	I	2,549	▲	+59.9%	+955
	Misdemeanor	M	1,350	▲	+37.3%	+367
	Civil Violation	CV	382	▲	+1.6%	+6
	Capias	CA	148	▲	+48.0%	+48
	Felony	F	58	▼	-4.9%	-3
	Other	O	54	▲	+350.0%	+42
	Show Cause	SC	40	▼	-9.1%	-4
	Restricted Operators License	RL	0	▼	-100.0%	-1
<b>Total</b>			<b>4,581</b>	<b>▲</b>	<b>44.5%</b>	<b>+1,410</b>
<b>Civil</b>	Warrant in Debt	WD	2,240	▲	+8.2%	+169
	Garnishment	GA	2,180	▼	-7.0%	-165
	Unlawful Detainer	UD	1,191	▼	-3.5%	-43
	Zoning Violation	ZO	124	▼	-48.5%	-117
	Preliminary Protective Order	PP	113	▲	+16.5%	+16
	Other	OT	97	▼	-27.6%	-37
	Protective Order	PO	93	▲	+6.9%	+6
	Admin License	AL	86	▼	-8.5%	-8
	Show Cause	SC	78	▼	-29.1%	-32
	Detinue	DT	42	▼	-16.0%	-8
	Motion for Judgment	MJ	40	↔		-
	Bond Forfeiture	BF	32	▼	-40.7%	-22
	Interrogatory	IN	28	▼	-31.7%	-13
	Abstract	AJ	27	↔		-
	Impoundment	IM	13	▼	-43.5%	-10
	Tenants Assertion	TA	10	▲	+400.0%	+8
	Overweight	OC	3	▼	-62.5%	-5
	Capias	CA	2	▼	-50.0%	-2
	Counter Claim	CC	2	▲	+100.0%	+1
	Petition-Restore Arms	PR	1	▲	-	+1
Third Party Claim	TH	1	▲	-	+1	
<b>Total</b>			<b>6,403</b>	<b>▼</b>	<b>-3.9%</b>	<b>-260</b>
<b>Civil Commitments</b>	Temporary Detention Order	TD	87	▲	+7.4%	+6
	Emergency Custody Order	EC	82	▼	-5.7%	-5
	Mental Commitment	MC	61	▼	-22.8%	-18
	Medical Emergency Temporary Detention Order	MT	2	▲	-	+2
	Other	OT	1	▼	-66.7%	-2
	Medical Emergency Custody Order	ME	0	▼	-100.0%	-2
<b>Total</b>			<b>233</b>	<b>▼</b>	<b>-7.5%</b>	<b>-19</b>
<b>GRAND TOTAL</b>			<b>13,049</b>	<b>▲</b>	<b>12.7%</b>	<b>+1,473</b>

\* Compared to same time period as previous year  
 4/11/2024 12:29:37PM

\*\* Case Type Categories are defined in the 2017 Virginia Judicial Workload Assessment  
 Source: SCV-SQL-Information

**Dispositions by Major Case Category\*\***

Category	Summary	Change	% Change	Absolute Change
Felony	690	▲	+4.5%	+30
Garnishment	2,208	▼	-7.5%	-178
General Civil	2,330	▲	+7.5%	+162
Infraction/Civil Violation	3,000	▲	+49.9%	+998
Involuntary Civil Commitments	1	▼	-66.7%	-2
Landlord /Tenant	1,201	▲	-2.8%	-35
Misdemeanor	2,411	▼	+24.2%	+469
Other	1,002	▲	+0.7%	+7
Protective Orders	206	▲	+12.0%	+22
<b>GRAND TOTAL</b>	<b>13,049</b>	▲	12.7%	+1,473

\* Compared to same time period as previous year  
 4/11/2024 12:29:37PM

\*\* Case Type Categories are defined in the 2017 Virginia Judicial Workload Assessment  
 Source: SCV-SQL-Information

2024 Overall GRAND TOTAL		Distribution of Caseload			Change*		Percentage (%) of Caseload		
<b>33,196</b>	+3,295 11.0%	<b>Criminal</b>	3,890	12%	0.2% ▲	+8	<b>Criminal</b>	2023 13.0%	2024 11.7%
2024		<b>Traffic</b>	14,128	43%	23.9% ▲	+2,725	<b>Traffic</b>	38.1%	42.6%
2023		<b>Civil</b>	14,736	44%	4.5% ▲	+632	<b>Civil</b>	47.2%	44.4%
		<b>Civil Commitments</b>	442	1%	-13.7% ▼	-70	<b>Civil Commitments</b>	1.7%	1.3%
		<b>GRAND TOTAL</b>	<b>33,196</b>	100%	11.0% ▲	+3,295	<b>GRAND TOTAL</b>	100%	100%

**Dispositions by Division & Code**

Division	Case Type Description	Code	Summary	Change	% Change	Absolute Change
<b>Criminal</b>	Misdemeanor	M	2,323	▼	-0.2%	-4
	Felony	F	1,037	▼	-17.0%	-213
	Capias	CA	239	▲	+40.6%	+69
	Civil Violation	CV	221	▲	+190.8%	+145
	Show Cause	SC	70	▲	+18.6%	+11
	<b>Total</b>			<b>3,890</b>	▲	<b>0.2%</b>
<b>Traffic</b>	Infraction	I	9,820	▲	+27.7%	+2,133
	Misdemeanor	M	3,710	▲	+18.5%	+578
	Capias	CA	319	▲	+17.3%	+47
	Show Cause	SC	127	▲	+49.4%	+42
	Other	O	92	▼	-27.0%	-34
	Civil Violation	CV	58	▼	-41.4%	-41
	Restricted Operators License	RL	2	↔		-
	<b>Total</b>			<b>14,128</b>	▲	<b>23.9%</b>
<b>Civil</b>	Garnishment	GA	5,410	▲	+7.1%	+360
	Warrant in Debt	WD	3,866	▲	+17.0%	+562
	Unlawful Detainer	UD	3,034	▼	-7.1%	-233
	Motion for Judgment	MJ	646	▼	-0.2%	-1
	Abstract	AJ	317	▲	+8.9%	+26
	Admin License	AL	312	▲	+6.8%	+20
	Other	OT	213	▲	+4.4%	+9
	Show Cause	SC	207	▼	-4.2%	-9
	Preliminary Protective Order	PP	149	▼	-9.1%	-15
	Protective Order	PO	143	▲	+1.4%	+2
	Interrogatory	IN	130	▲	+15.0%	+17
	Detinue	DT	112	▼	-20.6%	-29
	Bond Forfeiture	BF	108	▼	-27.5%	-41
	Impoundment	IM	32	▼	-50.8%	-33
	Tenants Assertion	TA	20	↔		-
	Overweight	OC	18	▲	+125.0%	+10
	Counter Claim	CC	11	▼	-38.9%	-7
	Petition-Restore Arms	PR	4	▼	-20.0%	-1
	Capias	CA	1	▼	-83.3%	-5
	Cross Claim	CR	1	↔		-
	Restricted Operators License	RL	1	▲	-	+1
	Third Party Claim	TH	1	▼	-50.0%	-1
	<b>Total</b>			<b>14,736</b>	▲	<b>4.5%</b>
<b>Civil Commitments</b>	Mental Commitment	MC	250	▼	-17.2%	-52
	Temporary Detention Order	TD	135	▼	-10.0%	-15
	Other	OT	37	▲	+27.6%	+8
	Emergency Custody Order	EC	19	▼	-38.7%	-12
	Medical Emergency Temporary Detention Order	MT	1	▲	-	+1
<b>Total</b>			<b>442</b>	▼	<b>-13.7%</b>	<b>-70</b>
<b>GRAND TOTAL</b>			<b>33,196</b>	▲	11.0%	+3,295

\* Compared to same time period as previous year  
 4/11/2024 12:29:37PM

\*\* Case Type Categories are defined in the 2017 Virginia Judicial Workload Assessment  
 Source: SCV-SQL-Information

**Dispositions by Major Case Category\*\***

Category	Summary	Change	% Change	Absolute Change
Felony	1,037	▼	-17.0%	-213
Garnishment	5,540	▲	+7.3%	+377
General Civil	4,642	▲	+13.1%	+539
Infraction/Civil Violation	10,209	▲	+27.7%	+2,213
Involuntary Civil Commitments	37	▲	+27.6%	+8
Landlord /Tenant	3,054	▼	-7.1%	-233
Misdemeanor	6,036	▲	+10.5%	+575
Other	2,349	▲	+1.8%	+42
Protective Orders	292	▼	-4.3%	-13
<b>GRAND TOTAL</b>	<b>33,196</b>	▲	11.0%	+3,295

\* Compared to same time period as previous year  
 4/11/2024 12:29:37PM

\*\* Case Type Categories are defined in the 2017 Virginia Judicial Workload Assessment  
 Source: SCV-SQL-Information

2024 Overall GRAND TOTAL		Distribution of Caseload			Change*		Percentage (%) of Caseload		
<b>7,906</b>	+615 8.4%	<b>Criminal</b>	1,039	13%	-14.3% ▼	-174	<b>Criminal</b>	2023 16.6%	2024 13.1%
2024	↑	<b>Traffic</b>	3,700	47%	19.1% ▲	+593	<b>Traffic</b>	42.6%	46.8%
2023		<b>Civil</b>	2,987	38%	5.3% ▲	+150	<b>Civil</b>	38.9%	37.8%
		<b>Civil Commitments</b>	180	2%	34.3% ▲	+46	<b>Civil Commitments</b>	1.8%	2.3%
		<b>GRAND TOTAL</b>	<b>7,906</b>	100%	8.4% ▲	+615	<b>GRAND TOTAL</b>	100%	100%

Dispositions by Division & Code

Division	Case Type Description	Code	Summary	Change	% Change	Absolute Change
<b>Criminal</b>	Misdemeanor	M	533	▼	-20.9%	-141
	Felony	F	367	▼	-3.4%	-13
	Capias	CA	101	▼	-15.1%	-18
	Show Cause	SC	25	▲	+38.9%	+7
	Civil Violation	CV	13	▼	-40.9%	-9
	<b>Total</b>			<b>1,039</b>	▼	<b>-14.3%</b>
<b>Traffic</b>	Infraction	I	3,114	▲	+19.9%	+516
	Misdemeanor	M	447	▲	+10.4%	+42
	Capias	CA	83	▲	+112.8%	+44
	Show Cause	SC	52	▼	-14.8%	-9
	Civil Violation	CV	2	▲	-	+2
	Restricted Operators License	RL	2	▼	-50.0%	-2
	<b>Total</b>			<b>3,700</b>	▲	<b>19.1%</b>
<b>Civil</b>	Unlawful Detainer	UD	1,140	▼	-3.2%	-38
	Garnishment	GA	786	▲	+16.3%	+110
	Warrant in Debt	WD	704	▲	+7.5%	+49
	Other	OT	112	▲	+600.0%	+96
	Preliminary Protective Order	PP	78	▼	-26.4%	-28
	Protective Order	PO	55	▼	-14.1%	-9
	Detinue	DT	27	▲	+575.0%	+23
	Show Cause	SC	23	▼	-14.8%	-4
	Interrogatory	IN	16	▲	+6.7%	+1
	Motion for Judgment	MJ	14	▼	-71.4%	-35
	Abstract	AJ	13	▼	-55.2%	-16
	Counter Claim	CC	9	▲	+800.0%	+8
	Tenants Assertion	TA	3	▲	+50.0%	+1
	Admin License	AL	2	▼	-75.0%	-6
	Bond Forfeiture	BF	2	▲	+100.0%	+1
	Capias	CA	2	▼	-50.0%	-2
	Petition-Restore Arms	PR	1	▼	-50.0%	-1
	<b>Total</b>			<b>2,987</b>	▲	<b>5.3%</b>
<b>Civil Commitments</b>	Emergency Custody Order	EC	103	▲	+13.2%	+12
	Mental Commitment	MC	72	▲	+89.5%	+34
	Other	OT	5	↔	-	-
<b>Total</b>			<b>180</b>	▲	<b>34.3%</b>	<b>+46</b>
<b>GRAND TOTAL</b>			<b>7,906</b>	▲	8.4%	+615

Dispositions by Major Case Category\*\*

Category	Summary	Change	% Change	Absolute Change
Felony	367	▼	-3.4%	-13
Garnishment	802	▲	+16.1%	+111
General Civil	748	▲	+5.1%	+36
Infraction/Civil Violation	3,129	▲	+19.4%	+509
Involuntary Civil Commitments	5	↔	-	0
Landlord /Tenant	1,143	▲	-3.1%	-37
Misdemeanor	982	▼	-9.3%	-101
Other	597	▲	+32.7%	+147

\* Compared to same time period as previous year  
 4/11/2024 12:29:37PM

\*\* Case Type Categories are defined in the 2017 Virginia Judicial Workload Assessment  
 Source: SCV-SQL-Information

**CPSS - GCMS CASELOAD STATISTICS OF THE GENERAL DISTRICT COURTS**  
January 2024 thru March 2024 Dispositions (Compared to January 2023 thru March 2023)

---

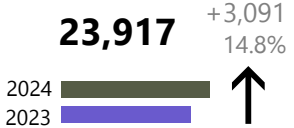
Protective Orders	133	▼	-21.8%	-37
<b>GRAND TOTAL</b>	<b>7,906</b>	▲	8.4%	+615

---

\* Compared to same time period as previous year  
4/11/2024 12:29:37PM

\*\* Case Type Categories are defined in the 2017 Virginia Judicial Workload Assessment  
Source: SCV-SQL-Information



2024 Overall GRAND TOTAL		Distribution of Caseload			Change*		Percentage (%) of Caseload		
<b>23,917</b>	+3,091 14.8%	<b>Criminal</b>	2,836	12%	12.3% ▲	+310	<b>Criminal</b>	2023 12.1%	2024 11.9%
		<b>Traffic</b>	10,814	45%	71.5% ▲	+4,507	<b>Traffic</b>	30.3%	45.2%
		<b>Civil</b>	10,089	42%	-14.5% ▼	-1,717	<b>Civil</b>	56.7%	42.2%
		<b>Civil Commitments</b>	178	1%	-4.8% ▼	-9	<b>Civil Commitments</b>	0.9%	0.7%
		<b>GRAND TOTAL</b>	<b>23,917</b>	100%	14.8% ▲	+3,091	<b>GRAND TOTAL</b>	100%	100%

Dispositions by Division & Code

Division	Case Type Description	Code	Summary	Change	% Change	Absolute Change
<b>Criminal</b>	Misdemeanor	M	1,883	▼	+17.7%	+283
	Felony	F	771	▼	+4.6%	+34
	Show Cause	SC	83	▼	-24.5%	-27
	Capias	CA	70	▼	+42.9%	+21
	Civil Violation	CV	29	▼	-3.3%	-1
	<b>Total</b>			<b>2,836</b>	▲	<b>12.3%</b>
<b>Traffic</b>	Infraction	I	9,355	▲	+83.6%	+4,260
	Misdemeanor	M	1,319	▲	+31.8%	+318
	Other	O	44	▼	-69.0%	-98
	Felony	F	40	▲	+122.2%	+22
	Show Cause	SC	37	▲	+19.4%	+6
	Restricted Operators License	RL	13	▼	-7.1%	-1
	Capias	CA	6	↔		-
	<b>Total</b>			<b>10,814</b>	▲	<b>71.5%</b>
<b>Civil</b>	Garnishment	GA	3,617	▼	-30.7%	-1,605
	Unlawful Detainer	UD	2,742	▼	-1.7%	-47
	Warrant in Debt	WD	2,230	▼	-1.0%	-23
	Other	OT	381	▼	-8.6%	-36
	Protective Order	PO	241	▲	+47.9%	+78
	Preliminary Protective Order	PP	227	▲	+2.3%	+5
	Abstract	AJ	186	▼	-21.5%	-51
	Show Cause	SC	128	▼	-41.0%	-89
	Detinue	DT	63	▲	+50.0%	+21
	Interrogatory	IN	62	▼	+51.2%	+21
	Motion for Judgment	MJ	62	▲	+63.2%	+24
	Admin License	AL	56	▲	+16.7%	+8
	Bond Forfeiture	BF	56	▼	-33.3%	-28
	Tenants Assertion	TA	22	▼	-4.3%	-1
	Counter Claim	CC	13	▲	+62.5%	+5
	Impoundment	IM	3	▲	-	+3
	Overweight	OC	0	▼	-100.0%	-1
	Third Party Claim	TH	0	▼	-100.0%	-1
	<b>Total</b>			<b>10,089</b>	▼	<b>-14.5%</b>
<b>Civil Commitments</b>	Mental Commitment	MC	66	▼	-27.5%	-25
	Emergency Custody Order	EC	65	▲	+41.3%	+19
	Temporary Detention Order	TD	19	▲	+90.0%	+9
	Other	OT	16	▼	-20.0%	-4
	Petition	PT	11	▼	-42.1%	-8
	Medical Emergency Custody Order	ME	1	▲	-	+1
	Medical Emergency Temporary Detention Order	MT	0	▼	-100.0%	-1
<b>Total</b>			<b>178</b>	▼	<b>-4.8%</b>	<b>-9</b>
<b>GRAND TOTAL</b>			<b>23,917</b>	▲	<b>14.8%</b>	<b>+3,091</b>

Dispositions by Major Case Category\*\*

Category	Summary	Change	% Change	Absolute Change
Felony	811	▲	+7.4%	+56
Garnishment	3,679	▼	-30.1%	-1,584
General Civil	2,399	▼	-0.2%	-5

\* Compared to same time period as previous year  
 4/11/2024 12:29:37PM

\*\* Case Type Categories are defined in the 2017 Virginia Judicial Workload Assessment  
 Source: SCV-SQL-Information

**CPSS - GCMS CASELOAD STATISTICS OF THE GENERAL DISTRICT COURTS**  
 January 2024 thru March 2024 Dispositions (Compared to January 2023 thru March 2023)

Infraction/Civil Violation	9,428	▼	+79.0%	+4,160
Involuntary Civil Commitments	27	▼	-30.8%	-12
Landlord /Tenant	2,764	▼	-1.7%	-48
Misdemeanor	3,215	▲	+22.9%	+600
Other	1,126	▲	-12.4%	-159
Protective Orders	468	▲	+21.6%	+83
<b>GRAND TOTAL</b>	<b>23,917</b>	▲	14.8%	+3,091

\* Compared to same time period as previous year  
 4/11/2024 12:29:37PM

\*\* Case Type Categories are defined in the 2017 Virginia Judicial Workload Assessment  
 Source: SCV-SQL-Information

2024 Overall GRAND TOTAL		Distribution of Caseload			Change*		Percentage (%) of Caseload		
<b>1,064</b>	+318 42.6%	<b>Criminal</b>	209	20%	37.5% ▲	+57	<b>Criminal</b>	20.4%	19.6%
2024	↑	<b>Traffic</b>	667	63%	84.3% ▲	+305	<b>Traffic</b>	48.5%	62.7%
2023		<b>Civil</b>	180	17%	-19.3% ▼	-43	<b>Civil</b>	29.9%	16.9%
		<b>Civil Commitments</b>	8	1%	-11.1% ▼	-1	<b>Civil Commitments</b>	1.2%	0.8%
		<b>GRAND TOTAL</b>	<b>1,064</b>	100%	42.6% ▲	+318	<b>GRAND TOTAL</b>	100%	100%

**Dispositions by Division & Code**

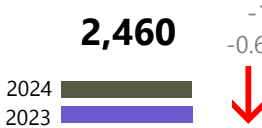
Division	Case Type Description	Code	Summary	Change	% Change	Absolute Change
<b>Criminal</b>	Misdemeanor	M	116	▲	+38.1%	+32
	Capias	CA	49	▲	+88.5%	+23
	Felony	F	32	▲	+14.3%	+4
	Show Cause	SC	11	▲	+10.0%	+1
	Civil Violation	CV	1	▼	-75.0%	-3
	<b>Total</b>		<b>209</b>	▲	<b>37.5%</b>	<b>+57</b>
<b>Traffic</b>	Infraction	I	520	▲	+97.0%	+256
	Misdemeanor	M	139	▲	+41.8%	+41
	Capias	CA	5	▲	-	+5
	Civil Violation	CV	3	▲	-	+3
	<b>Total</b>		<b>667</b>	▲	<b>84.3%</b>	<b>+305</b>
<b>Civil</b>	Garnishment	GA	53	▼	-17.2%	-11
	Unlawful Detainer	UD	38	▼	-35.6%	-21
	Warrant in Debt	WD	35	▼	-23.9%	-11
	Other	OT	19	▲	+26.7%	+4
	Detinue	DT	15	▼	-16.7%	-3
	Motion for Judgment	MJ	6	▲	-	+6
	Admin License	AL	4	▲	+100.0%	+2
	Preliminary Protective Order	PP	4	↔	-	-
	Abstract	AJ	2	▼	-33.3%	-1
	Bond Forfeiture	BF	2	▲	+100.0%	+1
	Protective Order	PO	1	▼	-80.0%	-4
	Show Cause	SC	1	▼	-75.0%	-3
	Interrogatory	IN	0	▼	-100.0%	-2
	<b>Total</b>		<b>180</b>	▼	<b>-19.3%</b>	<b>-43</b>
<b>Civil Commitments</b>	Emergency Custody Order	EC	4	▼	-20.0%	-1
	Temporary Detention Order	TD	4	▲	+100.0%	+2
	Mental Commitment	MC	0	▼	-100.0%	-2
	<b>Total</b>		<b>8</b>	▼	<b>-11.1%</b>	<b>-1</b>
<b>GRAND TOTAL</b>			<b>1,064</b>	▲	42.6%	+318

**Dispositions by Major Case Category\*\***

Category	Summary	Change	% Change	Absolute Change
Felony	32	▲	+14.3%	+4
Garnishment	53	▼	-19.7%	-13
General Civil	56	▲	-12.5%	-8
Infraction/Civil Violation	524	▲	+95.5%	+256
Landlord /Tenant	38	▼	-35.6%	-21
Misdemeanor	255	▲	+40.1%	+73
Other	101	▲	+44.3%	+31
Protective Orders	5	▼	-44.4%	-4
<b>GRAND TOTAL</b>	<b>1,064</b>	▲	42.6%	+318

\* Compared to same time period as previous year  
 4/11/2024 12:29:37PM

\*\* Case Type Categories are defined in the 2017 Virginia Judicial Workload Assessment  
 Source: SCV-SQL-Information

2024 Overall GRAND TOTAL		Distribution of Caseload			Change*		Percentage (%) of Caseload		
<b>2,460</b>	-15 -0.6%	<b>Criminal</b>	267	11%	31.5% ▲	+64	<b>Criminal</b>	2023 8.2%	2024 10.9%
		<b>Traffic</b>	1,645	67%	-1.7% ▼	-29	<b>Traffic</b>	67.6%	66.9%
		<b>Civil</b>	535	22%	-9.3% ▼	-55	<b>Civil</b>	23.8%	21.7%
		<b>Civil Commitments</b>	13	1%	62.5% ▲	+5	<b>Civil Commitments</b>	0.3%	0.5%
		<b>GRAND TOTAL</b>	<b>2,460</b>	100%	-0.6% ▼	-15	<b>GRAND TOTAL</b>	100%	100%

**Dispositions by Division & Code**

Division	Case Type Description	Code	Summary	Change	% Change	Absolute Change
<b>Criminal</b>	Misdemeanor	M	149	▲	+9.6%	+13
	Felony	F	82	▲	+141.2%	+48
	Capias	CA	20	▲	+81.8%	+9
	Show Cause	SC	12	▼	-14.3%	-2
	Civil Violation	CV	4	▼	-50.0%	-4
	<b>Total</b>			<b>267</b>	<b>▲</b>	<b>31.5%</b>
<b>Traffic</b>	Infraction	I	1,168	▼	-7.1%	-89
	Misdemeanor	M	398	▲	+15.7%	+54
	Capias	CA	63	▲	+10.5%	+6
	Show Cause	SC	10	▼	-9.1%	-1
	Felony	F	6	▲	+500.0%	+5
	Civil Violation	CV	0	▼	-100.0%	-4
	<b>Total</b>			<b>1,645</b>	<b>▼</b>	<b>-1.7%</b>
<b>Civil</b>	Warrant in Debt	WD	191	▲	+15.1%	+25
	Unlawful Detainer	UD	167	▼	-19.7%	-41
	Garnishment	GA	120	▼	-28.1%	-47
	Admin License	AL	15	▲	+36.4%	+4
	Other	OT	10	↔	+25.0%	+2
	Preliminary Protective Order	PP	7	▲	+250.0%	+5
	Protective Order	PO	5	↔	-	-
	Abstract	AJ	4	▼	-20.0%	-1
	Show Cause	SC	4	▲	+33.3%	+1
	Impoundment	IM	3	↔	-	-
	Interrogatory	IN	3	▼	-50.0%	-3
	Motion for Judgment	MJ	3	▲	-	+3
	Detinue	DT	2	▼	-33.3%	-1
	Interrogatory-Not	IC	1	▲	-	+1
	Capias	CA	0	▼	-100.0%	-1
	Overweight	OC	0	▼	-100.0%	-1
	Tenants Assertion	TA	0	▼	-100.0%	-1
<b>Total</b>			<b>535</b>	<b>▼</b>	<b>-9.3%</b>	<b>-55</b>
<b>Civil Commitments</b>	Temporary Detention Order	TD	10	▲	+42.9%	+3
	Emergency Custody Order	EC	3	▲	+200.0%	+2
	<b>Total</b>		<b>13</b>	<b>▲</b>	<b>62.5%</b>	<b>+5</b>
<b>GRAND TOTAL</b>			<b>2,460</b>	<b>▼</b>	<b>-0.6%</b>	<b>-15</b>

**Dispositions by Major Case Category\*\***

Category	Summary	Change	% Change	Absolute Change
Felony	88	▲	+151.4%	+53
Garnishment	123	▼	-28.9%	-50
General Civil	196	▲	+14.0%	+24
Infraction/Civil Violation	1,172	▼	-7.7%	-98
Landlord /Tenant	167	▼	-20.1%	-42
Misdemeanor	547	▲	+14.0%	+67
Other	155	▲	+20.2%	+26
Protective Orders	12	▲	+71.4%	+5
<b>GRAND TOTAL</b>	<b>2,460</b>	<b>▼</b>	<b>-0.6%</b>	<b>-15</b>

\* Compared to same time period as previous year  
 4/11/2024 12:29:37PM

\*\* Case Type Categories are defined in the 2017 Virginia Judicial Workload Assessment  
 Source: SCV-SQL-Information



2024 Overall GRAND TOTAL		Distribution of Caseload			Change*		Percentage (%) of Caseload		
<b>2,867</b>	-574 -16.7%	<b>Criminal</b>	106	4%	-50.2% ▼	-107	<b>Criminal</b>	2023 6.2%	2024 3.7%
2024		<b>Traffic</b>	2,518	88%	-15.7% ▼	-469	<b>Traffic</b>	86.8%	87.8%
2023		<b>Civil</b>	234	8%	0.9% ▲	+2	<b>Civil</b>	6.7%	8.2%
		<b>Civil Commitments</b>	9	0%	0.0%	0	<b>Civil Commitments</b>	0.3%	0.3%
		<b>GRAND TOTAL</b>	<b>2,867</b>	100%	-16.7% ▼	-574	<b>GRAND TOTAL</b>	100%	100%

**Dispositions by Division & Code**

Division	Case Type Description	Code	Summary	Change	% Change	Absolute Change
<b>Criminal</b>	Misdemeanor	M	68	▼	-39.8%	-45
	Felony	F	23	▼	-68.5%	-50
	Capias	CA	6	▼	-60.0%	-9
	Show Cause	SC	5	▼	-28.6%	-2
	Civil Violation	CV	4	▼	-20.0%	-1
	<b>Total</b>			<b>106</b>	▼	<b>-50.2%</b>
<b>Traffic</b>	Infraction	I	2,082	▼	-16.4%	-408
	Misdemeanor	M	348	▼	-13.2%	-53
	Capias	CA	76	▲	+10.1%	+7
	Show Cause	SC	10	▼	-50.0%	-10
	Felony	F	2	↔		-
	Civil Violation	CV	0	▼	-100.0%	-5
	<b>Total</b>			<b>2,518</b>	▼	<b>-15.7%</b>
<b>Civil</b>	Warrant in Debt	WD	94	▲	+34.3%	+24
	Garnishment	GA	69	▲	+4.5%	+3
	Unlawful Detainer	UD	40	▲	+5.3%	+2
	Other	OT	14	▼	-39.1%	-9
	Preliminary Protective Order	PP	3	▼	-78.6%	-11
	Protective Order	PO	3	▼	-70.0%	-7
	Interrogatory	IN	2	▲	-	+2
	Overweight	OC	2	▲	-	+2
	Show Cause	SC	2	▲	-	+2
	Admin License	AL	1	▼	-66.7%	-2
	Bond Forfeiture	BF	1	▼	-50.0%	-1
	Detinue	DT	1	▼	-75.0%	-3
	Motion for Judgment	MJ	1	▲	-	+1
	Petition-Restore Arms	PR	1	▲	-	+1
	Abstract	AJ	0	▼	-100.0%	-1
	Impoundment	IM	0	▼	-100.0%	-1
<b>Total</b>			<b>234</b>	▲	<b>0.9%</b>	<b>+2</b>
<b>Civil Commitments</b>	Temporary Detention Order	TD	7	▲	+16.7%	+1
	Emergency Custody Order	EC	2	▼	-33.3%	-1
	<b>Total</b>		<b>9</b>		<b>0.0%</b>	<b>0</b>
<b>GRAND TOTAL</b>			<b>2,867</b>	▼	-16.7%	-574

**Dispositions by Major Case Category\*\***

Category	Summary	Change	% Change	Absolute Change
Felony	25	▼	-66.7%	-50
Garnishment	71	▲	+7.6%	+5
General Civil	97	▲	+29.3%	+22
Infraction/Civil Violation	2,088	▲	-16.5%	-412
Landlord /Tenant	40	▲	+5.3%	+2
Misdemeanor	416	▼	-19.1%	-98
Other	124	▲	-16.8%	-25
Protective Orders	6	▼	-75.0%	-18
<b>GRAND TOTAL</b>	<b>2,867</b>	▼	-16.7%	-574

\* Compared to same time period as previous year  
 4/11/2024 12:29:37PM

\*\* Case Type Categories are defined in the 2017 Virginia Judicial Workload Assessment  
 Source: SCV-SQL-Information



2024 Overall GRAND TOTAL		Distribution of Caseload			Change*		Percentage (%) of Caseload		
<b>5,071</b>	-352 -6.5%	<b>Criminal</b>	880	17%	-13.1% ▼	-133	<b>Criminal</b>	2023 18.7%	2024 17.4%
2024		<b>Traffic</b>	1,714	34%	-18.1% ▼	-378	<b>Traffic</b>	38.6%	33.8%
2023		<b>Civil</b>	2,335	46%	7.3% ▲	+158	<b>Civil</b>	40.1%	46.0%
		<b>Civil Commitments</b>	142	3%	0.7% ▲	+1	<b>Civil Commitments</b>	2.6%	2.8%
		<b>GRAND TOTAL</b>	<b>5,071</b>	100%	-6.5% ▼	-352	<b>GRAND TOTAL</b>	100%	100%

**Dispositions by Division & Code**

Division	Case Type Description	Code	Summary	Change	% Change	Absolute Change
<b>Criminal</b>	Misdemeanor	M	531	▼	-12.5%	-76
	Felony	F	250	▼	-16.7%	-50
	Capias	CA	62	▼	-1.6%	-1
	Show Cause	SC	23	▼	-20.7%	-6
	Civil Violation	CV	14	↔		-
	<b>Total</b>			<b>880</b>	▼	<b>-13.1%</b>
<b>Traffic</b>	Infraction	I	893	▼	-34.4%	-469
	Misdemeanor	M	446	▼	-26.5%	-161
	Civil Violation	CV	285	▲	+2,490.9%	+274
	Capias	CA	70	▼	-11.4%	-9
	Show Cause	SC	18	▼	-41.9%	-13
	Felony	F	2	↔		-
	<b>Total</b>			<b>1,714</b>	▼	<b>-18.1%</b>
<b>Civil</b>	Warrant in Debt	WD	830	▲	+11.1%	+83
	Garnishment	GA	710	▲	+11.3%	+72
	Unlawful Detainer	UD	472	▲	+19.8%	+78
	Other	OT	48	▼	-49.5%	-47
	Abstract	AJ	42	▼	-10.6%	-5
	Preliminary Protective Order	PP	34	▼	-17.1%	-7
	Detinue	DT	33	▼	-57.7%	-45
	Protective Order	PO	30	▲	+20.0%	+5
	Zoning Violation	ZO	29	▼	-3.3%	-1
	Admin License	AL	28	▲	+40.0%	+8
	Show Cause	SC	26	▲	+4.0%	+1
	Motion for Judgment	MJ	15	▲	+400.0%	+12
	Overweight	OC	15	▲	+50.0%	+5
	Interrogatory	IN	10	▼	-41.2%	-7
	Motor Carrier	MC	9	▲	+800.0%	+8
	Tenants Assertion	TA	4	▲	-	+4
	Bond Forfeiture	BF	0	▼	-100.0%	-1
	Capias	CA	0	▼	-100.0%	-2
	Counter Claim	CC	0	▼	-100.0%	-3
<b>Total</b>			<b>2,335</b>	▲	<b>7.3%</b>	<b>+158</b>
<b>Civil Commitments</b>	Emergency Custody Order	EC	52	▲	+44.4%	+16
	Temporary Detention Order	TD	52	▼	-23.5%	-16
	Mental Commitment	MC	35	▼	-5.4%	-2
	Medical Emergency Temporary Detention Order	MT	3	▲	-	+3
	<b>Total</b>			<b>142</b>	▲	<b>0.7%</b>
<b>GRAND TOTAL</b>			<b>5,071</b>	▼	-6.5%	-352

**Dispositions by Major Case Category\*\***

Category	Summary	Change	% Change	Absolute Change
Felony	252	▼	-16.6%	-50
Garnishment	720	▼	+9.9%	+65
General Civil	880	▲	+3.5%	+30
Infraction/Civil Violation	1,216	▲	-13.0%	-182
Landlord /Tenant	476	▲	+20.8%	+82
Misdemeanor	1,006	▼	-19.1%	-238

\* Compared to same time period as previous year  
 4/11/2024 12:29:37PM

\*\* Case Type Categories are defined in the 2017 Virginia Judicial Workload Assessment  
 Source: SCV-SQL-Information



**CPSS - GCMS CASELOAD STATISTICS OF THE GENERAL DISTRICT COURTS**

January 2024 thru March 2024 Dispositions (Compared to January 2023 thru March 2023)

Other	457	▲	-11.1%	-57
Protective Orders	64	▲	-3.0%	-2
<b>GRAND TOTAL</b>	<b>5,071</b>	▼	-6.5%	-352

\* Compared to same time period as previous year  
4/11/2024 12:29:37PM

\*\* Case Type Categories are defined in the 2017 Virginia Judicial Workload Assessment  
Source: SCV-SQL-Information

2024 Overall GRAND TOTAL		Distribution of Caseload			Change*		Percentage (%) of Caseload		
<b>6,908</b>	+1,383 25.0%	<b>Criminal</b>	134	2%	19.6% ▲	+22	<b>Criminal</b>	2023 2.0%	2024 1.9%
2024	↑	<b>Traffic</b>	6,539	95%	25.2% ▲	+1,317	<b>Traffic</b>	94.5%	94.7%
2023		<b>Civil</b>	222	3%	21.3% ▲	+39	<b>Civil</b>	3.3%	3.2%
		<b>Civil Commitments</b>	13	0%	62.5% ▲	+5	<b>Civil Commitments</b>	0.1%	0.2%
		<b>GRAND TOTAL</b>	<b>6,908</b>	100%	25.0% ▲	+1,383	<b>GRAND TOTAL</b>	100%	100%

**Dispositions by Division & Code**

Division	Case Type Description	Code	Summary	Change	% Change	Absolute Change
<b>Criminal</b>	Misdemeanor	M	98	▲	+25.6%	+20
	Felony	F	27	▲	+35.0%	+7
	Capias	CA	6	▼	-25.0%	-2
	Show Cause	SC	2	▼	-33.3%	-1
	Civil Violation	CV	1	▼	-66.7%	-2
	<b>Total</b>			<b>134</b>	<b>▲</b>	<b>19.6%</b>
<b>Traffic</b>	Infraction	I	5,140	▲	+27.2%	+1,100
	Misdemeanor	M	1,386	▲	+18.1%	+212
	Felony	F	6	▲	-	+6
	Capias	CA	4	▼	-42.9%	-3
	Restricted Operators License	RL	3	▲	-	+3
	Show Cause	SC	0	▼	-100.0%	-1
	<b>Total</b>			<b>6,539</b>	<b>▲</b>	<b>25.2%</b>
<b>Civil</b>	Warrant in Debt	WD	74	▼	-2.6%	-2
	Garnishment	GA	72	▲	+28.6%	+16
	Unlawful Detainer	UD	54	▲	+157.1%	+33
	Admin License	AL	7	▲	+250.0%	+5
	Other	OT	4	▼	-33.3%	-2
	Overweight	OC	3	▼	-25.0%	-1
	Preliminary Protective Order	PP	2	▼	-33.3%	-1
	Bond Forfeiture	BF	1	▼	-88.9%	-8
	Detinue	DT	1	↔	-	-
	Impoundment	IM	1	▲	-	+1
	Motion for Judgment	MJ	1	▼	-50.0%	-1
	Protective Order	PO	1	▼	-50.0%	-1
	Tenants Assertion	TA	1	↔	-	-
	<b>Total</b>			<b>222</b>	<b>▲</b>	<b>21.3%</b>
<b>Civil Commitments</b>	Temporary Detention Order	TD	8	▲	+33.3%	+2
	Emergency Custody Order	EC	5	▲	+400.0%	+4
	Mental Commitment	MC	0	▼	-100.0%	-1
<b>Total</b>			<b>13</b>	<b>▲</b>	<b>62.5%</b>	<b>+5</b>
<b>GRAND TOTAL</b>			<b>6,908</b>	<b>▲</b>	<b>25.0%</b>	<b>+1,383</b>

**Dispositions by Major Case Category\*\***

Category	Summary	Change	% Change	Absolute Change
Felony	33	▲	+65.0%	+13
Garnishment	72	▲	+28.6%	+16
General Civil	77	▼	-3.8%	-3
Infraction/Civil Violation	5,144	▼	+27.1%	+1,097
Landlord /Tenant	55	▲	+150.0%	+33
Misdemeanor	1,487	▲	+18.8%	+235
Other	37	▲	-14.0%	-6
Protective Orders	3	▼	-40.0%	-2
<b>GRAND TOTAL</b>	<b>6,908</b>	<b>▲</b>	<b>25.0%</b>	<b>+1,383</b>

\* Compared to same time period as previous year  
 4/11/2024 12:29:37PM

\*\* Case Type Categories are defined in the 2017 Virginia Judicial Workload Assessment  
 Source: SCV-SQL-Information

2024 Overall GRAND TOTAL		Distribution of Caseload			Change*		Percentage (%) of Caseload		
<b>2,099</b>	-219 -9.4%	<b>Criminal</b>	127	6%	14.4% ▲	+16	<b>Criminal</b>	2023 4.8%	2024 6.1%
2024		<b>Traffic</b>	1,605	76%	-11.3% ▼	-205	<b>Traffic</b>	78.1%	76.5%
2023		<b>Civil</b>	364	17%	-6.9% ▼	-27	<b>Civil</b>	16.9%	17.3%
		<b>Civil Commitments</b>	3	0%	-50.0% ▼	-3	<b>Civil Commitments</b>	0.3%	0.1%
		<b>GRAND TOTAL</b>	<b>2,099</b>	100%	-9.4% ▼	-219	<b>GRAND TOTAL</b>	100%	100%

Dispositions by Division & Code

Division	Case Type Description	Code	Summary	Change	% Change	Absolute Change
<b>Criminal</b>	Misdemeanor	M	61	▼	-4.7%	-3
	Felony	F	33	▲	+17.9%	+5
	Capias	CA	21	▲	+75.0%	+9
	Show Cause	SC	12	▲	+200.0%	+8
	Civil Violation	CV	0	▼	-100.0%	-3
	<b>Total</b>			<b>127</b>	<b>▲</b>	<b>14.4%</b>
<b>Traffic</b>	Infraction	I	1,274	▼	-15.5%	-234
	Misdemeanor	M	322	▲	+8.1%	+24
	Capias	CA	7	▲	+133.3%	+4
	Felony	F	1	↔		-
	Show Cause	SC	1	▲		+1
	<b>Total</b>			<b>1,605</b>	<b>▼</b>	<b>-11.3%</b>
<b>Civil</b>	Interrogatory	IN	125	▼	-28.2%	-49
	Warrant in Debt	WD	86	▼	-4.4%	-4
	Garnishment	GA	71	▲	+44.9%	+22
	Detinue	DT	50	▲	+25.0%	+10
	Unlawful Detainer	UD	22	▼	-12.0%	-3
	Other	OT	4	▲	-20.0%	-1
	Bond Forfeiture	BF	3	▲		+3
	Motion for Judgment	MJ	1	▲		+1
	Show Cause	SC	1	▼	-66.7%	-2
	Tenants Assertion	TA	1	▲		+1
	Admin License	AL	0	▼	-100.0%	-2
	Impoundment	IM	0	▼	-100.0%	-1
	Preliminary Protective Order	PP	0	▼	-100.0%	-2
	<b>Total</b>			<b>364</b>	<b>▼</b>	<b>-6.9%</b>
<b>Civil Commitments</b>	Emergency Custody Order	EC	2	▲	+100.0%	+1
	Temporary Detention Order	TD	1	▼	-80.0%	-4
	<b>Total</b>		<b>3</b>	<b>▼</b>	<b>-50.0%</b>	<b>-3</b>
<b>GRAND TOTAL</b>			<b>2,099</b>	<b>▼</b>	<b>-9.4%</b>	<b>-219</b>

Dispositions by Major Case Category\*\*

Category	Summary	Change	% Change	Absolute Change
Felony	34	▲	+17.2%	+5
Garnishment	196	▲	-12.1%	-27
General Civil	140	▲	+7.7%	+10
Infraction/Civil Violation	1,274	▼	-15.7%	-237
Landlord /Tenant	23	▲	-8.0%	-2
Misdemeanor	383	▲	+5.8%	+21
Other	49	▲	+36.1%	+13
Protective Orders	0	▼	-100.0%	-2
<b>GRAND TOTAL</b>	<b>2,099</b>	<b>▼</b>	<b>-9.4%</b>	<b>-219</b>

\* Compared to same time period as previous year  
 4/11/2024 12:29:37PM

\*\* Case Type Categories are defined in the 2017 Virginia Judicial Workload Assessment  
 Source: SCV-SQL-Information

2024 Overall GRAND TOTAL		Distribution of Caseload			Change*		Percentage (%) of Caseload		
<b>4,228</b>	+565 15.4%	<b>Criminal</b>	95	2%	0.0%	0	<b>Criminal</b>	2023 2.6%	2024 2.2%
2024		<b>Traffic</b>	3,803	90%	15.4%	▲ +508	<b>Traffic</b>	90.0%	89.9%
2023		<b>Civil</b>	306	7%	20.5%	▲ +52	<b>Civil</b>	6.9%	7.2%
		<b>Civil Commitments</b>	24	1%	26.3%	▲ +5	<b>Civil Commitments</b>	0.5%	0.6%
		<b>GRAND TOTAL</b>	<b>4,228</b>	100%	15.4%	▲ +565	<b>GRAND TOTAL</b>	100%	100%

**Dispositions by Division & Code**

Division	Case Type Description	Code	Summary	Change	% Change	Absolute Change	
<b>Criminal</b>	Felony	F	42	▲	+27.3%	+9	
	Misdemeanor	M	35	▼	-10.3%	-4	
	Capias	CA	11	▼	-8.3%	-1	
	Show Cause	SC	7	▼	-22.2%	-2	
	Civil Violation	CV	0	▼	-100.0%	-2	
	<b>Total</b>			<b>95</b>		<b>0.0%</b>	<b>0</b>
<b>Traffic</b>	Infraction	I	2,441	▲	+16.2%	+340	
	Misdemeanor	M	1,338	▲	+12.8%	+152	
	Capias	CA	20	▲	+185.7%	+13	
	Felony	F	3	▲	+200.0%	+2	
	Show Cause	SC	1	▲	-	+1	
	<b>Total</b>			<b>3,803</b>	▲	<b>15.4%</b>	<b>+508</b>
<b>Civil</b>	Interrogatory	IN	163	▲	+96.4%	+80	
	Warrant in Debt	WD	65	▲	+12.1%	+7	
	Garnishment	GA	41	▼	-29.3%	-17	
	Unlawful Detainer	UD	22	▼	-26.7%	-8	
	Preliminary Protective Order	PP	5	↔	-	-	
	Other	OT	3	▼	-66.7%	-6	
	Show Cause	SC	3	▼	-57.1%	-4	
	Protective Order	PO	2	▲	-	+2	
	Admin License	AL	1	↔	-	-	
	Detinue	DT	1	↔	-	-	
	Bond Forfeiture	BF	0	▼	-100.0%	-1	
	Overweight	OC	0	▼	-100.0%	-1	
	<b>Total</b>			<b>306</b>	▲	<b>20.5%</b>	<b>+52</b>
	<b>Civil Commitments</b>	Mental Commitment	MC	11	▲	+83.3%	+5
Emergency Custody Order		EC	7	▲	+16.7%	+1	
Temporary Detention Order		TD	6	▼	-14.3%	-1	
<b>Total</b>				<b>24</b>	▲	<b>26.3%</b>	<b>+5</b>
<b>GRAND TOTAL</b>			<b>4,228</b>	▲	15.4%	+565	

**Dispositions by Major Case Category\*\***

Category	Summary	Change	% Change	Absolute Change
Felony	45	▲	+32.4%	+11
Garnishment	204	▲	+44.7%	+63
General Civil	66	▲	+11.9%	+7
Infraction/Civil Violation	2,441	▼	+16.0%	+337
Landlord /Tenant	22	▼	-26.7%	-8
Misdemeanor	1,373	▲	+12.1%	+148
Other	70	▲	+7.7%	+5
Protective Orders	7	▲	+40.0%	+2
<b>GRAND TOTAL</b>	<b>4,228</b>	▲	15.4%	+565

\* Compared to same time period as previous year  
 4/11/2024 12:29:37PM

\*\* Case Type Categories are defined in the 2017 Virginia Judicial Workload Assessment  
 Source: SCV-SQL-Information

2024 Overall GRAND TOTAL		Distribution of Caseload			Change*		Percentage (%) of Caseload		
<b>4,361</b>	+795 22.3%	<b>Criminal</b>	331	8%	6.1% ▲	+19	<b>Criminal</b>	2023 8.7%	2024 7.6%
2024	↑	<b>Traffic</b>	3,031	70%	29.6% ▲	+692	<b>Traffic</b>	65.6%	69.5%
2023		<b>Civil</b>	867	20%	9.5% ▲	+75	<b>Civil</b>	22.2%	19.9%
		<b>Civil Commitments</b>	132	3%	7.3% ▲	+9	<b>Civil Commitments</b>	3.4%	3.0%
		<b>GRAND TOTAL</b>	<b>4,361</b>	100%	22.3% ▲	+795	<b>GRAND TOTAL</b>	100%	100%

**Dispositions by Division & Code**

Division	Case Type Description	Code	Summary	Change	% Change	Absolute Change
<b>Criminal</b>	Misdemeanor	M	170	▲	+9.0%	+14
	Felony	F	104	▼	-1.0%	-1
	Capias	CA	42	▲	+31.3%	+10
	Show Cause	SC	15	↔		-
	Civil Violation	CV	0	▼	-100.0%	-4
	<b>Total</b>			<b>331</b>	<b>▲</b>	<b>6.1%</b>
<b>Traffic</b>	Infraction	I	2,378	▲	+44.2%	+729
	Misdemeanor	M	600	▼	-2.8%	-17
	Capias	CA	42	▼	-10.6%	-5
	Show Cause	SC	6	▼	-73.9%	-17
	Felony	F	5	▲	+150.0%	+3
	Civil Violation	CV	0	▼	-100.0%	-1
	<b>Total</b>			<b>3,031</b>	<b>▲</b>	<b>29.6%</b>
<b>Civil</b>	Warrant in Debt	WD	272	▲	+42.4%	+81
	Garnishment	GA	258	▼	-8.2%	-23
	Unlawful Detainer	UD	239	▲	+0.4%	+1
	Other	OT	21	▲	+320.0%	+16
	Preliminary Protective Order	PP	21	▲	+16.7%	+3
	Show Cause	SC	13	▲	+8.3%	+1
	Detinue	DT	10	▼	-23.1%	-3
	Protective Order	PO	9	▼	-18.2%	-2
	Abstract	AJ	8	▲	+166.7%	+5
	Motion for Judgment	MJ	5	▼	-28.6%	-2
	Admin License	AL	4	▼	-42.9%	-3
	Impoundment	IM	3	▲	-	+3
	Capias	CA	1	↔		-
	Counter Claim	CC	1	▲	-	+1
	Petition-Restore Arms	PR	1	↔		-
	Tenants Assertion	TA	1	↔		-
	Bond Forfeiture	BF	0	▼	-100.0%	-1
	Interrogatory	IN	0	▼	-100.0%	-1
	Restricted Operators License	RL	0	▼	-100.0%	-1
<b>Total</b>			<b>867</b>	<b>▲</b>	<b>9.5%</b>	<b>+75</b>
<b>Civil Commitments</b>	Mental Commitment	MC	69	↔		-
	Emergency Custody Order	EC	32	▲	+68.4%	+13
	Temporary Detention Order	TD	18	↔		-
	Other	OT	12	▼	-20.0%	-3
	Medical Emergency Temporary Detention Order	MT	1	↔		-
	Medical Emergency Custody Order	ME	0	▼	-100.0%	-1
<b>Total</b>			<b>132</b>	<b>▲</b>	<b>7.3%</b>	<b>+9</b>
<b>GRAND TOTAL</b>			<b>4,361</b>	<b>▲</b>	<b>22.3%</b>	<b>+795</b>

**Dispositions by Major Case Category\*\***

Category	Summary	Change	% Change	Absolute Change
Felony	109	▲	+1.9%	+2
Garnishment	258	▼	-8.5%	-24
General Civil	288	▼	+35.8%	+76
Infraction/Civil Violation	2,378	▼	+43.8%	+724

\* Compared to same time period as previous year  
 4/11/2024 12:29:37PM

\*\* Case Type Categories are defined in the 2017 Virginia Judicial Workload Assessment  
 Source: SCV-SQL-Information

**CPSS - GCMS CASELOAD STATISTICS OF THE GENERAL DISTRICT COURTS**  
 January 2024 thru March 2024 Dispositions (Compared to January 2023 thru March 2023)

Involuntary Civil Commitments	12	▼	-20.0%	-3
Landlord /Tenant	240	▲	+0.4%	+1
Misdemeanor	770	▼	-0.5%	-4
Other	276	▲	+8.7%	+22
Protective Orders	30	▼	+3.4%	+1
<b>GRAND TOTAL</b>	<b>4,361</b>	▲	22.3%	+795

\* Compared to same time period as previous year  
 4/11/2024 12:29:37PM

\*\* Case Type Categories are defined in the 2017 Virginia Judicial Workload Assessment  
 Source: SCV-SQL-Information

2024 Overall GRAND TOTAL		Distribution of Caseload			Change*		Percentage (%) of Caseload		
<b>3,966</b>	+1,337 50.9%	<b>Criminal</b>	367	9%	27.0% ▲	+78	<b>Criminal</b>	2023 11.0%	2024 9.3%
2024	↑	<b>Traffic</b>	2,882	73%	69.7% ▲	+1,184	<b>Traffic</b>	64.6%	72.7%
2023		<b>Civil</b>	677	17%	5.5% ▲	+35	<b>Civil</b>	24.4%	17.1%
		<b>Civil Commitments</b>	40	1%	- ▲	+40	<b>Civil Commitments</b>	0.0%	1.0%
		<b>GRAND TOTAL</b>	<b>3,966</b>	100%	50.9% ▲	+1,337	<b>GRAND TOTAL</b>	100%	100%

**Dispositions by Division & Code**

Division	Case Type Description	Code	Summary	Change	% Change	Absolute Change
<b>Criminal</b>	Misdemeanor	M	190	▲	+43.9%	+58
	Felony	F	112	▲	+8.7%	+9
	Capias	CA	37	▲	+23.3%	+7
	Civil Violation	CV	16	▲	+166.7%	+10
	Show Cause	SC	10	▼	-44.4%	-8
	Restricted Operators License	RL	2	▲	-	+2
	<b>Total</b>			<b>367</b>	<b>▲</b>	<b>27.0%</b>
<b>Traffic</b>	Infraction	I	2,364	▲	+85.1%	+1,087
	Misdemeanor	M	458	▲	+27.2%	+98
	Capias	CA	47	▲	+11.9%	+5
	Felony	F	5	▲	+25.0%	+1
	Show Cause	SC	5	▼	-66.7%	-10
	Restricted Operators License	RL	2	▲	-	+2
	Civil Violation	CV	1	▲	-	+1
<b>Total</b>			<b>2,882</b>	<b>▲</b>	<b>69.7%</b>	<b>+1,184</b>
<b>Civil</b>	Warrant in Debt	WD	265	▲	+10.4%	+25
	Garnishment	GA	207	▲	+20.3%	+35
	Unlawful Detainer	UD	138	▼	-18.8%	-32
	Other	OT	24	▲	+500.0%	+20
	Protective Order	PO	9	▲	+28.6%	+2
	Preliminary Protective Order	PP	8	▼	-42.9%	-6
	Show Cause	SC	6	▼	-53.8%	-7
	Motion for Judgment	MJ	5	▲	+400.0%	+4
	Abstract	AJ	4	▼	-33.3%	-2
	Admin License	AL	4	▲	+100.0%	+2
	Impoundment	IM	3	▼	-25.0%	-1
	Overweight	OC	2	▲	+100.0%	+1
	Petition-Restore Arms	PR	1	↔	-	-
	Tenants Assertion	TA	1	▲	-	+1
	Detinue	DT	0	▼	-100.0%	-1
	Interrogatory	IN	0	▼	-100.0%	-4
Restricted Operators License	RL	0	▼	-100.0%	-2	
<b>Total</b>			<b>677</b>	<b>▲</b>	<b>5.5%</b>	<b>+35</b>
<b>Civil Commitments</b>	Emergency Custody Order	EC	20	▲	-	+20
	Temporary Detention Order	TD	20	▲	-	+20
<b>Total</b>			<b>40</b>	<b>▲</b>	<b>-</b>	<b>+40</b>
<b>GRAND TOTAL</b>			<b>3,966</b>	<b>▲</b>	<b>50.9%</b>	<b>+1,337</b>

**Dispositions by Major Case Category\*\***

Category	Summary	Change	% Change	Absolute Change
Felony	117	▲	+9.3%	+10
Garnishment	207	▼	+17.6%	+31
General Civil	276	▲	+12.2%	+30
Infraction/Civil Violation	2,383	▲	+85.6%	+1,099
Landlord /Tenant	139	▲	-18.2%	-31
Misdemeanor	652	▲	+32.0%	+158
Other	175	▲	+33.6%	+44

\* Compared to same time period as previous year  
 4/11/2024 12:29:37PM

\*\* Case Type Categories are defined in the 2017 Virginia Judicial Workload Assessment  
 Source: SCV-SQL-Information

**CPSS - GCMS CASELOAD STATISTICS OF THE GENERAL DISTRICT COURTS**  
January 2024 thru March 2024 Dispositions (Compared to January 2023 thru March 2023)

---

Protective Orders	17	▼	-19.0%	-4
<b>GRAND TOTAL</b>	<b>3,966</b>	▲	50.9%	+1,337

---

\* Compared to same time period as previous year  
4/11/2024 12:29:37PM

\*\* Case Type Categories are defined in the 2017 Virginia Judicial Workload Assessment  
Source: SCV-SQL-Information



2024 Overall GRAND TOTAL		Distribution of Caseload			Change*		Percentage (%) of Caseload			
<b>331</b>	+19 6.1%	<b>Criminal</b>	26	8%	-35.0%	▼	-14	<b>Criminal</b>	2023 12.8%	2024 7.9%
2024	↑	<b>Traffic</b>	253	76%	20.5%	▲	+43	<b>Traffic</b>	67.3%	76.4%
2023		<b>Civil</b>	48	15%	-22.6%	▼	-14	<b>Civil</b>	19.9%	14.5%
		<b>Civil Commitments</b>	4	1%	-	▲	+4	<b>Civil Commitments</b>	0.0%	1.2%
		<b>GRAND TOTAL</b>	<b>331</b>	100%	6.1%	▲	+19	<b>GRAND TOTAL</b>	100%	100%

**Dispositions by Division & Code**

Division	Case Type Description	Code	Summary	Change	% Change	Absolute Change
<b>Criminal</b>	Misdemeanor	M	15	▼	-50.0%	-15
	Show Cause	SC	5	▲	+400.0%	+4
	Capias	CA	2	▲	-	+2
	Civil Violation	CV	2	↔	-	-
	Felony	F	2	▼	-71.4%	-5
	<b>Total</b>			<b>26</b>	▼	<b>-35.0%</b>
<b>Traffic</b>	Infraction	I	212	▲	+23.3%	+40
	Misdemeanor	M	38	▲	+26.7%	+8
	Capias	CA	1	↔	-	-
	Felony	F	1	▲	-	+1
	Show Cause	SC	1	▲	-	+1
	Restricted Operators License	RL	0	▼	-100.0%	-7
	<b>Total</b>			<b>253</b>	▲	<b>20.5%</b>
<b>Civil</b>	Warrant in Debt	WD	25	▼	-19.4%	-6
	Garnishment	GA	16	↔	-	-
	Unlawful Detainer	UD	5	▲	+25.0%	+1
	Admin License	AL	1	↔	-	-
	Preliminary Protective Order	PP	1	▲	-	+1
	Motion for Judgment	MJ	0	▼	-100.0%	-1
	Other	OT	0	▼	-100.0%	-5
	Overweight	OC	0	▼	-100.0%	-1
	Protective Order	PO	0	▼	-100.0%	-2
	Tenants Assertion	TA	0	▼	-100.0%	-1
<b>Total</b>			<b>48</b>	▼	<b>-22.6%</b>	<b>-14</b>
<b>Civil Commitments</b>	Temporary Detention Order	TD	3	▲	-	+3
	Emergency Custody Order	EC	1	▲	-	+1
	<b>Total</b>		<b>4</b>	▲	-	<b>+4</b>
<b>GRAND TOTAL</b>			<b>331</b>	▲	6.1%	+19

**Dispositions by Major Case Category\*\***

Category	Summary	Change	% Change	Absolute Change
Felony	3	▲	-57.1%	-4
Garnishment	16	↔	-	0
General Civil	25	▼	-21.9%	-7
Infraction/Civil Violation	214	▼	+22.3%	+39
Landlord /Tenant	5	▼	-	0
Misdemeanor	53	▼	-20.9%	-14
Other	14	▲	+75.0%	+6
Protective Orders	1	▲	-50.0%	-1
<b>GRAND TOTAL</b>	<b>331</b>	▲	6.1%	+19

\* Compared to same time period as previous year  
 4/11/2024 12:29:37PM

\*\* Case Type Categories are defined in the 2017 Virginia Judicial Workload Assessment  
 Source: SCV-SQL-Information

2024 Overall GRAND TOTAL		Distribution of Caseload			Change*		Percentage (%) of Caseload			
<b>3,472</b>	-501 -12.6%	<b>Criminal</b>	113	3%	-25.2%	▼	-38	<b>Criminal</b>	2023 3.8%	2024 3.3%
2024		<b>Traffic</b>	3,195	92%	-12.8%	▼	-467	<b>Traffic</b>	92.2%	92.0%
2023		<b>Civil</b>	159	5%	3.2%	▲	+5	<b>Civil</b>	3.9%	4.6%
		<b>Civil Commitments</b>	5	0%	-16.7%	▼	-1	<b>Civil Commitments</b>	0.2%	0.1%
		<b>GRAND TOTAL</b>	<b>3,472</b>	100%	-12.6%	▼	-501	<b>GRAND TOTAL</b>	100%	100%

Dispositions by Division & Code

Division	Case Type Description	Code	Summary	Change	% Change	Absolute Change
<b>Criminal</b>	Misdemeanor	M	62	▼	-18.4%	-14
	Felony	F	32	▼	-49.2%	-31
	Civil Violation	CV	9	▲	+800.0%	+8
	Capias	CA	7	▲	+16.7%	+1
	Show Cause	SC	3	▼	-40.0%	-2
	<b>Total</b>			<b>113</b>	▼	<b>-25.2%</b>
<b>Traffic</b>	Infraction	I	2,483	▼	-5.2%	-135
	Misdemeanor	M	679	▼	-32.2%	-322
	Capias	CA	24	▲	+4.3%	+1
	Show Cause	SC	8	▼	-42.9%	-6
	Felony	F	1	▼	-50.0%	-1
	Civil Violation	CV	0	▼	-100.0%	-4
	<b>Total</b>			<b>3,195</b>	▼	<b>-12.8%</b>
<b>Civil</b>	Warrant in Debt	WD	85	▲	+107.3%	+44
	Garnishment	GA	50	▼	-34.2%	-26
	Unlawful Detainer	UD	12	▼	-50.0%	-12
	Other	OT	3	▲	+200.0%	+2
	Admin License	AL	2	▲	+100.0%	+1
	Bond Forfeiture	BF	1	▼	-66.7%	-2
	Detinue	DT	1	↔		-
	Impoundment	IM	1	↔		-
	Motion for Judgment	MJ	1	↔		-
	Preliminary Protective Order	PP	1	↔		-
	Protective Order	PO	1	▼	-75.0%	-3
	Tenants Assertion	TA	1	▲	-	+1
	<b>Total</b>			<b>159</b>	▲	<b>3.2%</b>
<b>Civil Commitments</b>	Temporary Detention Order	TD	5	▲	+25.0%	+1
	Emergency Custody Order	EC	0	▼	-100.0%	-2
	<b>Total</b>		<b>5</b>	▼	<b>-16.7%</b>	<b>-1</b>
<b>GRAND TOTAL</b>			<b>3,472</b>	▼	-12.6%	-501

Dispositions by Major Case Category\*\*

Category	Summary	Change	% Change	Absolute Change
Felony	33	▼	-49.2%	-32
Garnishment	50	▼	-34.2%	-26
General Civil	87	▲	+97.7%	+43
Infraction/Civil Violation	2,492	▲	-5.0%	-131
Landlord /Tenant	13	▲	-45.8%	-11
Misdemeanor	741	▼	-31.2%	-336
Other	54	▲	-8.5%	-5
Protective Orders	2	▼	-60.0%	-3
<b>GRAND TOTAL</b>	<b>3,472</b>	▼	-12.6%	-501

\* Compared to same time period as previous year  
 4/11/2024 12:29:37PM

\*\* Case Type Categories are defined in the 2017 Virginia Judicial Workload Assessment  
 Source: SCV-SQL-Information

2024 Overall GRAND TOTAL		Distribution of Caseload			Change*		Percentage (%) of Caseload			
<b>6,880</b>	-1,945 -22.0%	<b>Civil</b>	6,880	100%	-19.3%	▼	-1,643	<b>Civil</b>	96.6%	100.0%
2024		<b>Civil Commitments</b>	0	0%	-100.0%	▼	-302	<b>Civil Commitments</b>	3.4%	0.0%
2023		<b>GRAND TOTAL</b>	<b>6,880</b>	100%	-22.0%	▼	-1,945	<b>GRAND TOTAL</b>	100%	100%

Dispositions by Division & Code

Division	Case Type Description	Code	Summary	Change	% Change	Absolute Change
<b>Civil</b>	Unlawful Detainer	UD	3,091	▲	+9.9%	+279
	Warrant in Debt	WD	1,689	▲	+25.8%	+346
	Garnishment	GA	1,553	▼	-54.1%	-1,827
	Motion for Judgment	MJ	180	▼	-17.8%	-39
	Preliminary Protective Order	PP	117	▲	+12.5%	+13
	Protective Order	PO	75	▲	+23.0%	+14
	Interrogatory	IN	48	▲	+23.1%	+9
	Detinue	DT	39	▲	+50.0%	+13
	Show Cause	SC	39	▼	-82.9%	-189
	Abstract	AJ	34	▼	-67.0%	-69
	Tenants Assertion	TA	10	▲	+42.9%	+3
	Other	OT	5	▼	-97.5%	-195
	Counter Claim	CC	0	▼	-100.0%	-1
	Total		<b>6,880</b>	▼	<b>-19.3%</b>	<b>-1,643</b>
<b>Civil Commitments</b>	Emergency Custody Order	EC	0	▼	-100.0%	-95
	Temporary Detention Order	TD	0	▼	-100.0%	-207
	Total		<b>0</b>	▼	<b>-100.0%</b>	<b>-302</b>
<b>GRAND TOTAL</b>			<b>6,880</b>	▼	<b>-22.0%</b>	<b>-1,945</b>

Dispositions by Major Case Category\*\*

Category	Summary	Change	% Change	Absolute Change
Garnishment	1,601	▼	-53.2%	-1,818
General Civil	1,911	▲	+20.0%	+318
Landlord /Tenant	3,101	▲	+10.0%	+282
Other	75	▼	-91.0%	-754
Protective Orders	192	▲	+16.4%	+27
<b>GRAND TOTAL</b>	<b>6,880</b>	▼	<b>-22.0%</b>	<b>-1,945</b>

2024 Overall GRAND TOTAL		Distribution of Caseload			Change*		Percentage (%) of Caseload		
<b>2,752</b>	+234 9.3%	<b>Criminal</b>	2,650	96%	10.0% ▲	+242	<b>Criminal</b>	2023 95.6%	2024 96.3%
2024	↑	<b>Traffic</b>	98	4%	-7.5% ▼	-8	<b>Traffic</b>	4.2%	3.6%
2023		<b>Civil</b>	4	0%	0.0% ↔	0	<b>Civil</b>	0.2%	0.1%
		<b>GRAND TOTAL</b>	<b>2,752</b>	100%	9.3% ▲	+234	<b>GRAND TOTAL</b>	100%	100%

Dispositions by Division & Code

Division	Case Type Description	Code	Summary	Change	% Change	Absolute Change
<b>Criminal</b>	Misdemeanor	M	1,792	▲	+19.1%	+288
	Felony	F	744	▼	-5.9%	-47
	Show Cause	SC	51	▲	+2.0%	+1
	Civil Violation	CV	34	▲	+78.9%	+15
	Capias	CA	29	▼	-32.6%	-14
	Restricted Operators License	RL	0	▼	-100.0%	-1
	<b>Total</b>			<b>2,650</b>	<b>▲</b>	<b>10.0%</b>
<b>Traffic</b>	Infraction	I	64	↔		-
	Misdemeanor	M	29	▼	-17.1%	-6
	Felony	F	5	▼	-28.6%	-2
	<b>Total</b>			<b>98</b>	<b>▼</b>	<b>-7.5%</b>
<b>Civil</b>	Bond Forfeiture	BF	4	↔		-
	<b>Total</b>			<b>4</b>	<b>0.0%</b>	<b>0</b>
<b>GRAND TOTAL</b>			<b>2,752</b>	<b>▲</b>	<b>9.3%</b>	<b>+234</b>

Dispositions by Major Case Category\*\*

Category	Summary	Change	% Change	Absolute Change
Felony	749	▼	-6.1%	-49
Infraction/Civil Violation	98	▲	+18.1%	+15
Misdemeanor	1,821	▼	+18.2%	+281
Other	84	▼	-13.4%	-13
<b>GRAND TOTAL</b>	<b>2,752</b>	<b>▲</b>	<b>9.3%</b>	<b>+234</b>

2024 Overall GRAND TOTAL		Distribution of Caseload			Change*		Percentage (%) of Caseload																																										
2024	5,866	<table border="1"> <tr><td>Criminal</td><td>580</td><td>10%</td></tr> <tr><td>Traffic</td><td>5,162</td><td>88%</td></tr> <tr><td>Civil</td><td>124</td><td>2%</td></tr> <tr><td><b>GRAND TOTAL</b></td><td><b>5,866</b></td><td><b>100%</b></td></tr> </table>	Criminal	580	10%	Traffic	5,162	88%	Civil	124	2%	<b>GRAND TOTAL</b>	<b>5,866</b>	<b>100%</b>	<table border="1"> <tr><td>46.1%</td><td>▲</td><td>+183</td></tr> <tr><td>34.8%</td><td>▲</td><td>+1,332</td></tr> <tr><td>-27.1%</td><td>▼</td><td>-46</td></tr> <tr><td>33.4%</td><td>▲</td><td>+1,469</td></tr> </table>	46.1%	▲	+183	34.8%	▲	+1,332	-27.1%	▼	-46	33.4%	▲	+1,469	<table border="1"> <tr><td>2023</td><td>5,400</td></tr> <tr><td>2024</td><td>5,866</td></tr> <tr><td>Change</td><td>+1,469</td></tr> <tr><td>% Change</td><td>33.4%</td></tr> </table>	2023	5,400	2024	5,866	Change	+1,469	% Change	33.4%	<table border="1"> <tr><td>Criminal</td><td>9.0%</td><td>9.9%</td></tr> <tr><td>Traffic</td><td>87.1%</td><td>88.0%</td></tr> <tr><td>Civil</td><td>3.9%</td><td>2.1%</td></tr> <tr><td><b>GRAND TOTAL</b></td><td><b>100%</b></td><td><b>100%</b></td></tr> </table>	Criminal	9.0%	9.9%	Traffic	87.1%	88.0%	Civil	3.9%	2.1%	<b>GRAND TOTAL</b>	<b>100%</b>	<b>100%</b>
Criminal	580		10%																																														
Traffic	5,162		88%																																														
Civil	124		2%																																														
<b>GRAND TOTAL</b>	<b>5,866</b>	<b>100%</b>																																															
46.1%	▲	+183																																															
34.8%	▲	+1,332																																															
-27.1%	▼	-46																																															
33.4%	▲	+1,469																																															
2023	5,400																																																
2024	5,866																																																
Change	+1,469																																																
% Change	33.4%																																																
Criminal	9.0%	9.9%																																															
Traffic	87.1%	88.0%																																															
Civil	3.9%	2.1%																																															
<b>GRAND TOTAL</b>	<b>100%</b>	<b>100%</b>																																															

Dispositions by Division & Code

Division	Case Type Description	Code	Summary	Change	% Change	Absolute Change
<b>Criminal</b>	Misdemeanor	M	408	▲	+42.2%	+121
	Civil Violation	CV	76	▲	+94.9%	+37
	Felony	F	43	▲	+72.0%	+18
	Show Cause	SC	37	▲	+48.0%	+12
	Capias	CA	8	▼	-42.9%	-6
	Restricted Operators License	RL	8	▲	+14.3%	+1
	<b>Total</b>			<b>580</b>	<b>▲</b>	<b>46.1%</b>
<b>Traffic</b>	Infraction	I	3,644	▲	+39.7%	+1,036
	Misdemeanor	M	1,311	▲	+27.9%	+286
	Other	O	143	▼	-18.8%	-33
	Civil Violation	CV	29	▲	+2,800.0%	+28
	Felony	F	26	▲	+100.0%	+13
	Capias	CA	5	▲	+25.0%	+1
	Restricted Operators License	RL	2	▲	-	+2
	Show Cause	SC	2	▼	-33.3%	-1
<b>Total</b>			<b>5,162</b>	<b>▲</b>	<b>34.8%</b>	<b>+1,332</b>
<b>Civil</b>	Admin License	AL	95	▼	-32.6%	-46
	Impoundment	IM	16	▼	-11.1%	-2
	Bond Forfeiture	BF	7	▲	+75.0%	+3
	Other	OT	6	▼	-14.3%	-1
<b>Total</b>			<b>124</b>	<b>▼</b>	<b>-27.1%</b>	<b>-46</b>
<b>GRAND TOTAL</b>			<b>5,866</b>	<b>▲</b>	<b>33.4%</b>	<b>+1,469</b>

Dispositions by Major Case Category\*\*

Category	Summary	Change	% Change	Absolute Change
Felony	69	▲	+81.6%	+31
General Civil	6	▼	-14.3%	-1
Infraction/Civil Violation	3,892	▲	+37.8%	+1,068
Misdemeanor	1,729	▲	+31.1%	+410
Other	170	▲	-18.7%	-39
<b>GRAND TOTAL</b>	<b>5,866</b>	<b>▲</b>	<b>33.4%</b>	<b>+1,469</b>

\* Compared to same time period as previous year  
 4/11/2024 12:29:37PM

\*\* Case Type Categories are defined in the 2017 Virginia Judicial Workload Assessment  
 Source: SCV-SQL-Information

2024 Overall GRAND TOTAL		Distribution of Caseload			Change*		Percentage (%) of Caseload		
<b>12,597</b>	+2,259 21.9%	<b>Criminal</b>	1,577	13%	15.5% ▲	+212	<b>Criminal</b>	2023 13.2%	2024 12.5%
2024		<b>Traffic</b>	3,991	32%	45.3% ▲	+1,244	<b>Traffic</b>	26.6%	31.7%
2023		<b>Civil</b>	6,339	50%	13.9% ▲	+774	<b>Civil</b>	53.8%	50.3%
		<b>Civil Commitments</b>	690	5%	4.4% ▲	+29	<b>Civil Commitments</b>	6.4%	5.5%
		<b>GRAND TOTAL</b>	<b>12,597</b>	100%	21.9% ▲	+2,259	<b>GRAND TOTAL</b>	100%	100%

**Dispositions by Division & Code**

Division	Case Type Description	Code	Summary	Change	% Change	Absolute Change
<b>Criminal</b>	Misdemeanor	M	1,018	▲	+21.9%	+183
	Felony	F	354	▲	+13.5%	+42
	Show Cause	SC	85	▼	-36.6%	-49
	Capias	CA	70	▲	+59.1%	+26
	Civil Violation	CV	50	▲	+25.0%	+10
	<b>Total</b>			<b>1,577</b>	<b>▲</b>	<b>15.5%</b>
<b>Traffic</b>	Infraction	I	2,793	▲	+43.8%	+851
	Misdemeanor	M	1,143	▲	+47.1%	+366
	Felony	F	22	▲	+100.0%	+11
	Capias	CA	17	▲	+750.0%	+15
	Show Cause	SC	12	▲	+100.0%	+6
	Restricted Operators License	RL	4	▼	-55.6%	-5
	<b>Total</b>			<b>3,991</b>	<b>▲</b>	<b>45.3%</b>
<b>Civil</b>	Warrant in Debt	WD	2,130	▲	+18.6%	+334
	Unlawful Detainer	UD	1,876	▼	-0.1%	-1
	Garnishment	GA	1,559	▲	+34.5%	+400
	Other	OT	123	▲	-14.0%	-20
	Preliminary Protective Order	PP	118	▼	-11.3%	-15
	Bond Forfeiture	BF	102	▲	+240.0%	+72
	Show Cause	SC	89	▲	+53.4%	+31
	Protective Order	PO	85	▲	+3.7%	+3
	Admin License	AL	56	▼	-13.8%	-9
	Abstract	AJ	48	▼	-11.1%	-6
	Motion for Judgment	MJ	46	▼	-16.4%	-9
	Detinue	DT	44	▼	-2.2%	-1
	Interrogatory	IN	34	▼	-26.1%	-12
	Counter Claim	CC	14	▲	+366.7%	+11
	Tenants Assertion	TA	14	↔		-
	Impoundment	IM	1	↔		-
	Capias	CA	0	▼	-100.0%	-2
	Petition-Restore Arms	PR	0	▼	-100.0%	-1
Third Party Claim	TH	0	▼	-100.0%	-1	
<b>Total</b>			<b>6,339</b>	<b>▲</b>	<b>13.9%</b>	<b>+774</b>
<b>Civil Commitments</b>	Mental Commitment	MC	293	▼	-22.5%	-85
	Temporary Detention Order	TD	223	▲	+12.6%	+25
	Emergency Custody Order	EC	130	▲	+209.5%	+88
	Other	OT	32	▲	+23.1%	+6
	Medical Emergency Temporary Detention Order	MT	12	▼	-25.0%	-4
	Medical Emergency Custody Order	ME	0	▼	-100.0%	-1
<b>Total</b>			<b>690</b>	<b>▲</b>	<b>4.4%</b>	<b>+29</b>
<b>GRAND TOTAL</b>			<b>12,597</b>	<b>▲</b>	<b>21.9%</b>	<b>+2,259</b>

**Dispositions by Major Case Category\*\***

Category	Summary	Change	% Change	Absolute Change
Felony	376	▲	+16.4%	+53
Garnishment	1,593	▲	+32.2%	+388
General Civil	2,263	▼	+17.3%	+333
Infraction/Civil Violation	2,843	▲	+43.4%	+861

\* Compared to same time period as previous year  
 4/11/2024 12:29:37PM

\*\* Case Type Categories are defined in the 2017 Virginia Judicial Workload Assessment  
 Source: SCV-SQL-Information

**CPSS - GCMS CASELOAD STATISTICS OF THE GENERAL DISTRICT COURTS**  
 January 2024 thru March 2024 Dispositions (Compared to January 2023 thru March 2023)

Involuntary Civil Commitments	32	▲	+23.1%	+6
Landlord /Tenant	1,890	▼	-0.1%	-1
Misdemeanor	2,165	▲	+33.6%	+544
Other	1,232	▲	+7.6%	+87
Protective Orders	203	▼	-5.6%	-12
<b>GRAND TOTAL</b>	<b>12,597</b>	▲	21.9%	+2,259

\* Compared to same time period as previous year  
 4/11/2024 12:29:37PM

\*\* Case Type Categories are defined in the 2017 Virginia Judicial Workload Assessment  
 Source: SCV-SQL-Information

2024 Overall GRAND TOTAL		Distribution of Caseload		Change*		Percentage (%) of Caseload		
<b>364</b>	+203 126.1%	<b>Criminal</b>	36 10%	-18.2% ▼	-8	<b>Criminal</b>	2023 27.3%	2024 9.9%
2024	↑	<b>Traffic</b>	231 63%	312.5% ▲	+175	<b>Traffic</b>	34.8%	63.5%
2023		<b>Civil</b>	97 27%	59.0% ▲	+36	<b>Civil</b>	37.9%	26.6%
		<b>GRAND TOTAL</b>	<b>364</b> 100%	126.1% ▲	+203	<b>GRAND TOTAL</b>	100%	100%

**Dispositions by Division & Code**

Division	Case Type Description	Code	Summary	Change	% Change	Absolute Change
<b>Criminal</b>	Misdemeanor	M	23	▼	-36.1%	-13
	Capias	CA	7	▲	+133.3%	+4
	Felony	F	4	▲	+100.0%	+2
	Restricted Operators License	RL	1	▲	-	+1
	Show Cause	SC	1	↔	-	-
	Civil Violation	CV	0	▼	-100.0%	-2
	<b>Total</b>			<b>36</b>	▼	<b>-18.2%</b>
<b>Traffic</b>	Infraction	I	198	▲	+435.1%	+161
	Misdemeanor	M	30	▲	+100.0%	+15
	Felony	F	1	↔	-	-
	Restricted Operators License	RL	1	↔	-	-
	Show Cause	SC	1	↔	-	-
	Capias	CA	0	▼	-100.0%	-1
	<b>Total</b>			<b>231</b>	▲	<b>312.5%</b>
<b>Civil</b>	Warrant in Debt	WD	43	▲	+168.8%	+27
	Garnishment	GA	35	▲	+34.6%	+9
	Unlawful Detainer	UD	6	▲	+100.0%	+3
	Preliminary Protective Order	PP	4	▼	-20.0%	-1
	Other	OT	3	▼	-40.0%	-2
	Protective Order	PO	3	▼	-50.0%	-3
	Admin License	AL	1	▲	-	+1
	Counter Claim	CC	1	▲	-	+1
	Detinue	DT	1	▲	-	+1
	<b>Total</b>			<b>97</b>	▲	<b>59.0%</b>
<b>GRAND TOTAL</b>			<b>364</b>	▲	126.1%	+203

**Dispositions by Major Case Category\*\***

Category	Summary	Change	% Change	Absolute Change
Felony	5	▲	+66.7%	+2
Garnishment	35	▲	+34.6%	+9
General Civil	44	▲	+175.0%	+28
Infraction/Civil Violation	198	▲	+407.7%	+159
Landlord /Tenant	6	▲	+100.0%	+3
Misdemeanor	55	▲	+5.8%	+3
Other	14	▲	+27.3%	+3
Protective Orders	7	▼	-36.4%	-4
<b>GRAND TOTAL</b>	<b>364</b>	▲	126.1%	+203

\* Compared to same time period as previous year  
 4/11/2024 12:29:37PM

\*\* Case Type Categories are defined in the 2017 Virginia Judicial Workload Assessment  
 Source: SCV-SQL-Information



2024 Overall GRAND TOTAL		Distribution of Caseload			Change*		Percentage (%) of Caseload		
<b>3,099</b>	-83 -2.6%	<b>Criminal</b>	447	14%	6.7% ▲	+28	<b>Criminal</b>	2023 13.2%	2024 14.4%
2024		<b>Traffic</b>	2,093	68%	-2.4% ▼	-52	<b>Traffic</b>	67.4%	67.5%
2023		<b>Civil</b>	554	18%	-6.4% ▼	-38	<b>Civil</b>	18.6%	17.9%
		<b>Civil Commitments</b>	5	0%	-80.8% ▼	-21	<b>Civil Commitments</b>	0.8%	0.2%
		<b>GRAND TOTAL</b>	<b>3,099</b>	100%	-2.6% ▼	-83	<b>GRAND TOTAL</b>	100%	100%

Dispositions by Division & Code

Division	Case Type Description	Code	Summary	Change	% Change	Absolute Change
<b>Criminal</b>	Misdemeanor	M	285	▲	+13.5%	+34
	Felony	F	91	▼	-9.0%	-9
	Capias	CA	34	▼	-17.1%	-7
	Show Cause	SC	21	▲	+5.0%	+1
	Civil Violation	CV	16	▲	+128.6%	+9
	<b>Total</b>			<b>447</b>	<b>▲</b>	<b>6.7%</b>
<b>Traffic</b>	Infraction	I	1,850	▼	-3.8%	-73
	Misdemeanor	M	227	▲	+15.8%	+31
	Show Cause	SC	7	▼	-12.5%	-1
	Felony	F	5	▼	-28.6%	-2
	Capias	CA	3	▼	-66.7%	-6
	Restricted Operators License	RL	1	▼	-50.0%	-1
	<b>Total</b>			<b>2,093</b>	<b>▼</b>	<b>-2.4%</b>
<b>Civil</b>	Warrant in Debt	WD	226	▲	+10.8%	+22
	Garnishment	GA	125	▲	+3.3%	+4
	Unlawful Detainer	UD	87	▼	-7.4%	-7
	Other	OT	31	▼	-27.9%	-12
	Admin License	AL	27	▲	+8.0%	+2
	Preliminary Protective Order	PP	22	▼	-33.3%	-11
	Impoundment	IM	8	▼	-46.7%	-7
	Protective Order	PO	8	▼	-38.5%	-5
	Bond Forfeiture	BF	6	▼	-14.3%	-1
	Abstract	AJ	3	▼	-25.0%	-1
	Detinue	DT	3	▼	-84.2%	-16
	Counter Claim	CC	2	▼	-33.3%	-1
	Interrogatory	IN	2	▼	-71.4%	-5
	Motion for Judgment	MJ	2	▼	-33.3%	-1
	Petition-Restore Arms	PR	1	▲	-	+1
	Show Cause	SC	1	▲	-	+1
	Tenants Assertion	TA	0	▼	-100.0%	-1
	<b>Total</b>			<b>554</b>	<b>▼</b>	<b>-6.4%</b>
<b>Civil Commitments</b>	Temporary Detention Order	TD	3	▼	-80.0%	-12
	Emergency Custody Order	EC	1	▼	-90.9%	-10
	Mental Commitment	MC	1	▲	-	+1
<b>Total</b>			<b>5</b>	<b>▼</b>	<b>-80.8%</b>	<b>-21</b>
<b>GRAND TOTAL</b>			<b>3,099</b>	<b>▼</b>	<b>-2.6%</b>	<b>-83</b>

Dispositions by Major Case Category\*\*

Category	Summary	Change	% Change	Absolute Change
Felony	96	▼	-10.3%	-11
Garnishment	127	▼	-0.8%	-1
General Civil	233	▲	+2.6%	+6
Infraction/Civil Violation	1,866	▲	-3.3%	-64
Landlord /Tenant	87	▼	-8.4%	-8
Misdemeanor	513	▼	+14.3%	+64
Other	147	▲	-26.5%	-53
Protective Orders	30	▼	-34.8%	-16

\* Compared to same time period as previous year  
 4/11/2024 12:29:37PM

\*\* Case Type Categories are defined in the 2017 Virginia Judicial Workload Assessment  
 Source: SCV-SQL-Information

**CPSS - GCMS CASELOAD STATISTICS OF THE GENERAL DISTRICT COURTS**

January 2024 thru March 2024 Dispositions (Compared to January 2023 thru March 2023)

**Gloucester**

District: 9 FIPS: 073

---

<i><b>GRAND TOTAL</b></i>	<b>3,099</b>	▼	-2.6%	-83
---------------------------	--------------	---	-------	-----

---

\* Compared to same time period as previous year  
4/11/2024 12:29:37PM

\*\* Case Type Categories are defined in the 2017 Virginia Judicial Workload Assessment  
Source: SCV-SQL-Information

2024 Overall GRAND TOTAL		Distribution of Caseload			Change*		Percentage (%) of Caseload			
<b>807</b>	-324 -28.6%	<b>Criminal</b>	79	10%	-12.2%	▼	-11	<b>Criminal</b>	2023 8.0%	2024 9.8%
2024		<b>Traffic</b>	656	81%	-32.2%	▼	-312	<b>Traffic</b>	85.6%	81.3%
2023		<b>Civil</b>	71	9%	4.4%	▲	+3	<b>Civil</b>	6.0%	8.8%
		<b>Civil Commitments</b>	1	0%	-80.0%	▼	-4	<b>Civil Commitments</b>	0.4%	0.1%
		<b>GRAND TOTAL</b>	<b>807</b>	100%	-28.6%	▼	-324	<b>GRAND TOTAL</b>	100%	100%

Dispositions by Division & Code

Division	Case Type Description	Code	Summary	Change	% Change	Absolute Change
<b>Criminal</b>	Misdemeanor	M	60	▲	+3.4%	+2
	Felony	F	10	▼	-9.1%	-1
	Capias	CA	5	▼	-16.7%	-1
	Civil Violation	CV	2	▼	-66.7%	-4
	Restricted Operators License	RL	1	▲	-	+1
	Show Cause	SC	1	▼	-88.9%	-8
	<b>Total</b>			<b>79</b>	▼	<b>-12.2%</b>
<b>Traffic</b>	Infraction	I	571	▼	-32.4%	-274
	Misdemeanor	M	83	▼	-30.3%	-36
	Restricted Operators License	RL	1	▲	-	+1
	Show Cause	SC	1	↔	-	-
	Capias	CA	0	▼	-100.0%	-3
<b>Total</b>			<b>656</b>	▼	<b>-32.2%</b>	<b>-312</b>
<b>Civil</b>	Warrant in Debt	WD	25	▼	-7.4%	-2
	Garnishment	GA	20	▲	+42.9%	+6
	Unlawful Detainer	UD	6	▼	-33.3%	-3
	Other	OT	5	▼	-44.4%	-4
	Protective Order	PO	5	▲	+66.7%	+2
	Admin License	AL	3	▲	+50.0%	+1
	Detinue	DT	3	▲	-	+3
	Preliminary Protective Order	PP	3	▲	+50.0%	+1
	Counter Claim	CC	1	▲	-	+1
	Abstract	AJ	0	▼	-100.0%	-1
	Impoundment	IM	0	▼	-100.0%	-1
	<b>Total</b>			<b>71</b>	▲	<b>4.4%</b>
<b>Civil Commitments</b>	Temporary Detention Order	TD	1	▼	-80.0%	-4
<b>Total</b>			<b>1</b>	▼	<b>-80.0%</b>	<b>-4</b>
<b>GRAND TOTAL</b>			<b>807</b>	▼	<b>-28.6%</b>	<b>-324</b>

Dispositions by Major Case Category\*\*

Category	Summary	Change	% Change	Absolute Change	
Felony	10	▼	-9.1%	-1	
Garnishment	20	▲	+42.9%	+6	
General Civil	28	▲	-	0	
Infraction/Civil Violation	573	▼	-32.7%	-278	
Landlord /Tenant	6	▼	-33.3%	-3	
Misdemeanor	145	▲	-18.1%	-32	
Other	17	▲	-52.8%	-19	
Protective Orders	8	▲	+60.0%	+3	
<b>GRAND TOTAL</b>		<b>807</b>	▼	<b>-28.6%</b>	<b>-324</b>

\* Compared to same time period as previous year  
 4/11/2024 12:29:37PM

\*\* Case Type Categories are defined in the 2017 Virginia Judicial Workload Assessment  
 Source: SCV-SQL-Information

2024 Overall GRAND TOTAL		Distribution of Caseload			Change*		Percentage (%) of Caseload		
<b>1,278</b>	+221 20.9%	<b>Criminal</b>	118	9%	13.5% ▲	+14	<b>Criminal</b>	2023 9.8%	2024 9.2%
2024	↑	<b>Traffic</b>	927	73%	17.9% ▲	+141	<b>Traffic</b>	74.4%	72.5%
2023		<b>Civil</b>	231	18%	41.7% ▲	+68	<b>Civil</b>	15.4%	18.1%
		<b>Civil Commitments</b>	2	0%	-50.0% ▼	-2	<b>Civil Commitments</b>	0.4%	0.2%
		<b>GRAND TOTAL</b>	<b>1,278</b>	100%	20.9% ▲	+221	<b>GRAND TOTAL</b>	100%	100%

Dispositions by Division & Code

Division	Case Type Description	Code	Summary	Change	% Change	Absolute Change
<b>Criminal</b>	Misdemeanor	M	80	▲	+21.2%	+14
	Felony	F	23	▲	+43.8%	+7
	Capias	CA	11	▲	+22.2%	+2
	Show Cause	SC	3	▼	-62.5%	-5
	Restricted Operators License	RL	1	↔		-
	Civil Violation	CV	0	▼	-100.0%	-4
	<b>Total</b>			<b>118</b>	<b>▲</b>	<b>13.5%</b>
<b>Traffic</b>	Infraction	I	804	▲	+17.2%	+118
	Misdemeanor	M	120	▲	+27.7%	+26
	Capias	CA	2	↔		-
	Civil Violation	CV	1	↔		-
	Show Cause	SC	0	▼	-100.0%	-3
	<b>Total</b>			<b>927</b>	<b>▲</b>	<b>17.9%</b>
<b>Civil</b>	Warrant in Debt	WD	112	▲	+45.5%	+35
	Garnishment	GA	66	▲	+53.5%	+23
	Unlawful Detainer	UD	26	▼	-3.7%	-1
	Other	OT	12	▲	+71.4%	+5
	Protective Order	PO	6	▲	+200.0%	+4
	Admin License	AL	3	▲	-	+3
	Preliminary Protective Order	PP	3	▼	-40.0%	-2
	Abstract	AJ	2	▲	-	+2
	Counter Claim	CC	1	▲	-	+1
	Bond Forfeiture	BF	0	▼	-100.0%	-1
	Impoundment	IM	0	▼	-100.0%	-1
	<b>Total</b>			<b>231</b>	<b>▲</b>	<b>41.7%</b>
<b>Civil Commitments</b>	Temporary Detention Order	TD	2	▼	-33.3%	-1
	Emergency Custody Order	EC	0	▼	-100.0%	-1
	<b>Total</b>		<b>2</b>	<b>▼</b>	<b>-50.0%</b>	<b>-2</b>
<b>GRAND TOTAL</b>			<b>1,278</b>	<b>▲</b>	<b>20.9%</b>	<b>+221</b>

Dispositions by Major Case Category\*\*

Category	Summary	Change	% Change	Absolute Change	
Felony	23	▲	+43.8%	+7	
Garnishment	66	▲	+53.5%	+23	
General Civil	113	▲	+44.9%	+35	
Infraction/Civil Violation	805	▼	+16.5%	+114	
Landlord /Tenant	26	▼	-3.7%	-1	
Misdemeanor	201	▲	+24.8%	+40	
Other	35	▲	+2.9%	+1	
Protective Orders	9	▲	+28.6%	+2	
<b>GRAND TOTAL</b>		<b>1,278</b>	<b>▲</b>	<b>20.9%</b>	<b>+221</b>

\* Compared to same time period as previous year  
 4/11/2024 12:29:37PM

\*\* Case Type Categories are defined in the 2017 Virginia Judicial Workload Assessment  
 Source: SCV-SQL-Information

2024 Overall GRAND TOTAL		Distribution of Caseload			Change*		Percentage (%) of Caseload		
<b>450</b>	-100 -18.2%	<b>Criminal</b>	67	15%	34.0% ▲	+17	<b>Criminal</b>	2023 9.1%	2024 14.9%
2024		<b>Traffic</b>	285	63%	-34.3% ▼	-149	<b>Traffic</b>	78.9%	63.3%
2023		<b>Civil</b>	96	21%	54.8% ▲	+34	<b>Civil</b>	11.3%	21.3%
		<b>Civil Commitments</b>	2	0%	-50.0% ▼	-2	<b>Civil Commitments</b>	0.7%	0.4%
		<b>GRAND TOTAL</b>	<b>450</b>	100%	-18.2% ▼	-100	<b>GRAND TOTAL</b>	100%	100%

Dispositions by Division & Code

Division	Case Type Description	Code	Summary	Change	% Change	Absolute Change
<b>Criminal</b>	Misdemeanor	M	50	▲	+47.1%	+16
	Felony	F	7	↔		-
	Civil Violation	CV	4	▼	-33.3%	-2
	Capias	CA	3	▲	+200.0%	+2
	Show Cause	SC	3	▲	+50.0%	+1
	<b>Total</b>			<b>67</b>	▲	<b>34.0%</b>
<b>Traffic</b>	Infraction	I	225	▼	-35.7%	-125
	Misdemeanor	M	58	▼	-27.5%	-22
	Capias	CA	2	↔		-
	Felony	F	0	▼	-100.0%	-1
	Show Cause	SC	0	▼	-100.0%	-1
	<b>Total</b>			<b>285</b>	▼	<b>-34.3%</b>
<b>Civil</b>	Warrant in Debt	WD	37	▲	+60.9%	+14
	Garnishment	GA	21	▲	+16.7%	+3
	Unlawful Detainer	UD	10	▲	+42.9%	+3
	Other	OT	8	▲	+300.0%	+6
	Admin License	AL	7	▲	+600.0%	+6
	Preliminary Protective Order	PP	6	▲	+500.0%	+5
	Protective Order	PO	5	▲	+150.0%	+3
	Detinue	DT	1	▼	-50.0%	-1
	Impoundment	IM	1	▲	-	+1
	Interrogatory	IN	0	▼	-100.0%	-3
	Show Cause	SC	0	▼	-100.0%	-3
	<b>Total</b>			<b>96</b>	▲	<b>54.8%</b>
<b>Civil Commitments</b>	Temporary Detention Order	TD	2	▲	+100.0%	+1
	Emergency Custody Order	EC	0	▼	-100.0%	-3
	<b>Total</b>		<b>2</b>	▼	<b>-50.0%</b>	<b>-2</b>
<b>GRAND TOTAL</b>			<b>450</b>	▼	-18.2%	-100

Dispositions by Major Case Category\*\*

Category	Summary	Change	% Change	Absolute Change	
Felony	7	▼	-12.5%	-1	
Garnishment	21	▼		0	
General Civil	39	▲	+56.0%	+14	
Infraction/Civil Violation	229	▼	-35.7%	-127	
Landlord /Tenant	10	▲	+42.9%	+3	
Misdemeanor	108	▲	-5.3%	-6	
Other	25	▲	+56.3%	+9	
Protective Orders	11	▲	+266.7%	+8	
<b>GRAND TOTAL</b>		<b>450</b>	▼	-18.2%	-100

\* Compared to same time period as previous year  
 4/11/2024 12:29:37PM

\*\* Case Type Categories are defined in the 2017 Virginia Judicial Workload Assessment  
 Source: SCV-SQL-Information

2024 Overall GRAND TOTAL		Distribution of Caseload			Change*		Percentage (%) of Caseload		
<b>455</b>	+151 49.7%	<b>Criminal</b>	62	14%	12.7% ▲	+7	<b>Criminal</b>	2023 18.1%	2024 13.6%
2024	↑	<b>Traffic</b>	274	60%	61.2% ▲	+104	<b>Traffic</b>	55.9%	60.2%
2023		<b>Civil</b>	113	25%	48.7% ▲	+37	<b>Civil</b>	25.0%	24.8%
		<b>Civil Commitments</b>	6	1%	100.0% ▲	+3	<b>Civil Commitments</b>	1.0%	1.3%
		<b>GRAND TOTAL</b>	<b>455</b>	100%	49.7% ▲	+151	<b>GRAND TOTAL</b>	100%	100%

**Dispositions by Division & Code**

Division	Case Type Description	Code	Summary	Change	% Change	Absolute Change
<b>Criminal</b>	Misdemeanor	M	35	▼	-2.8%	-1
	Felony	F	15	▲	+200.0%	+10
	Capias	CA	6	▼	-33.3%	-3
	Civil Violation	CV	4	▲	+300.0%	+3
	Show Cause	SC	2	▼	-50.0%	-2
	<b>Total</b>			<b>62</b>	▲	<b>12.7%</b>
<b>Traffic</b>	Infraction	I	223	▲	+65.2%	+88
	Misdemeanor	M	48	▲	+45.5%	+15
	Felony	F	2	▲	+100.0%	+1
	Civil Violation	CV	1	▲	-	+1
	Show Cause	SC	0	▼	-100.0%	-1
	<b>Total</b>			<b>274</b>	▲	<b>61.2%</b>
<b>Civil</b>	Warrant in Debt	WD	51	▲	+75.9%	+22
	Garnishment	GA	25	▲	+108.3%	+13
	Unlawful Detainer	UD	10	▲	+11.1%	+1
	Other	OT	9	▲	+12.5%	+1
	Admin License	AL	5	▼	-16.7%	-1
	Preliminary Protective Order	PP	4	▼	-33.3%	-2
	Impoundment	IM	3	▲	-	+3
	Abstract	AJ	2	▲	+100.0%	+1
	Protective Order	PO	2	↔	-	-
	Bond Forfeiture	BF	1	▲	-	+1
	Detinue	DT	1	▼	-50.0%	-1
	Show Cause	SC	0	▼	-100.0%	-1
	<b>Total</b>			<b>113</b>	▲	<b>48.7%</b>
<b>Civil Commitments</b>	Emergency Custody Order	EC	3	▲	-	+3
	Temporary Detention Order	TD	3	↔	-	-
	<b>Total</b>		<b>6</b>	▲	<b>100.0%</b>	<b>+3</b>
<b>GRAND TOTAL</b>			<b>455</b>	▲	49.7%	+151

**Dispositions by Major Case Category\*\***

Category	Summary	Change	% Change	Absolute Change
Felony	17	▲	+183.3%	+11
Garnishment	25	▲	+108.3%	+13
General Civil	54	▲	+74.2%	+23
Infraction/Civil Violation	228	▲	+67.6%	+92
Landlord /Tenant	10	▲	+11.1%	+1
Misdemeanor	83	▲	+20.3%	+14
Other	32	▲	-3.0%	-1
Protective Orders	6	▼	-25.0%	-2
<b>GRAND TOTAL</b>	<b>455</b>	▲	49.7%	+151

\* Compared to same time period as previous year  
 4/11/2024 12:29:37PM

\*\* Case Type Categories are defined in the 2017 Virginia Judicial Workload Assessment  
 Source: SCV-SQL-Information

2024 Overall GRAND TOTAL		Distribution of Caseload			Change*		Percentage (%) of Caseload		
<b>3,026</b>	+49 1.6%	<b>Criminal</b>	428	14%	106.8% ▲	+221	<b>Criminal</b>	2023 7.0%	2024 14.1%
2024	↑	<b>Traffic</b>	2,289	76%	-10.4% ▼	-265	<b>Traffic</b>	85.8%	75.6%
2023		<b>Civil</b>	308	10%	45.3% ▲	+96	<b>Civil</b>	7.1%	10.2%
		<b>Civil Commitments</b>	1	0%	-75.0% ▼	-3	<b>Civil Commitments</b>	0.1%	0.0%
		<b>GRAND TOTAL</b>	<b>3,026</b>	100%	1.6% ▲	+49	<b>GRAND TOTAL</b>	100%	100%

**Dispositions by Division & Code**

Division	Case Type Description	Code	Summary	Change	% Change	Absolute Change
<b>Criminal</b>	Misdemeanor	M	215	▲	+68.0%	+87
	Felony	F	159	▲	+231.3%	+111
	Capias	CA	31	▲	+158.3%	+19
	Show Cause	SC	15	▲	+114.3%	+8
	Civil Violation	CV	8	▼	-33.3%	-4
	<b>Total</b>			<b>428</b>	<b>▲</b>	<b>106.8%</b>
<b>Traffic</b>	Infraction	I	1,448	▼	-18.0%	-318
	Misdemeanor	M	768	▲	+7.3%	+52
	Capias	CA	38	▼	-7.3%	-3
	Show Cause	SC	24	▲	+14.3%	+3
	Felony	F	6	▼	-40.0%	-4
	Civil Violation	CV	5	▲	-	+5
<b>Total</b>			<b>2,289</b>	<b>▼</b>	<b>-10.4%</b>	<b>-265</b>
<b>Civil</b>	Warrant in Debt	WD	140	▲	+53.8%	+49
	Garnishment	GA	78	▲	+44.4%	+24
	Admin License	AL	26	▲	+116.7%	+14
	Preliminary Protective Order	PP	17	▲	+325.0%	+13
	Other	OT	15	▲	+7.1%	+1
	Unlawful Detainer	UD	10	▼	-23.1%	-3
	Protective Order	PO	5	↔	-	-
	Abstract	AJ	4	▲	+100.0%	+2
	Impoundment	IM	3	▼	-78.6%	-11
	Interrogatory	IN	3	▲	-	+3
	Show Cause	SC	3	▲	+50.0%	+1
	Detinue	DT	2	▲	-	+2
	Motion for Judgment	MJ	2	▲	-	+2
	Counter Claim	CC	0	▼	-100.0%	-1
	<b>Total</b>			<b>308</b>	<b>▲</b>	<b>45.3%</b>
<b>Civil Commitments</b>	Temporary Detention Order	TD	1	▼	-50.0%	-1
	Emergency Custody Order	EC	0	▼	-100.0%	-2
	<b>Total</b>		<b>1</b>	<b>▼</b>	<b>-75.0%</b>	<b>-3</b>
<b>GRAND TOTAL</b>			<b>3,026</b>	<b>▲</b>	<b>1.6%</b>	<b>+49</b>

**Dispositions by Major Case Category\*\***

Category	Summary	Change	% Change	Absolute Change
Felony	165	▲	+184.5%	+107
Garnishment	81	▲	+50.0%	+27
General Civil	149	▲	+55.2%	+53
Infraction/Civil Violation	1,461	▲	-17.8%	-317
Landlord /Tenant	10	▼	-23.1%	-3
Misdemeanor	983	▲	+16.5%	+139
Other	155	▲	+24.0%	+30
Protective Orders	22	▲	+144.4%	+13
<b>GRAND TOTAL</b>	<b>3,026</b>	<b>▲</b>	<b>1.6%</b>	<b>+49</b>

\* Compared to same time period as previous year  
 4/11/2024 12:29:37PM

\*\* Case Type Categories are defined in the 2017 Virginia Judicial Workload Assessment  
 Source: SCV-SQL-Information

2024 Overall GRAND TOTAL		Distribution of Caseload			Change*		Percentage (%) of Caseload			
	<b>4,565</b>	<b>Criminal</b>	638	14%	-10.9%	▼	-78	<b>Criminal</b>	2023: 17.4%	2024: 14.0%
	+454 11.0%	<b>Traffic</b>	2,151	47%	25.6%	▲	+439	<b>Traffic</b>	41.6%	47.1%
2024		<b>Civil</b>	1,236	27%	12.6%	▲	+138	<b>Civil</b>	26.7%	27.1%
2023		<b>Civil Commitments</b>	540	12%	-7.7%	▼	-45	<b>Civil Commitments</b>	14.2%	11.8%
		<b>GRAND TOTAL</b>	<b>4,565</b>	100%	11.0%	▲	+454	<b>GRAND TOTAL</b>	100%	100%

**Dispositions by Division & Code**

Division	Case Type Description	Code	Summary	Change	% Change	Absolute Change
<b>Criminal</b>	Misdemeanor	M	337	▼	-18.2%	-75
	Felony	F	140	▼	-2.1%	-3
	Capias	CA	102	▲	+34.2%	+26
	Show Cause	SC	34	▼	-34.6%	-18
	Civil Violation	CV	16	▼	-30.4%	-7
	Motion	MO	9	▼	-10.0%	-1
	<b>Total</b>			<b>638</b>	▼	<b>-10.9%</b>
<b>Traffic</b>	Infraction	I	1,655	▲	+29.6%	+378
	Misdemeanor	M	439	▲	+15.5%	+59
	Capias	CA	22	↔		-
	Show Cause	SC	19	▼	-17.4%	-4
	Felony	F	9	↔		-
	Civil Violation	CV	7	▲	-	+7
	Restricted Operators License	RL	0	▼	-100.0%	-1
<b>Total</b>			<b>2,151</b>	▲	<b>25.6%</b>	<b>+439</b>
<b>Civil</b>	Warrant in Debt	WD	444	▲	+42.8%	+133
	Unlawful Detainer	UD	355	▲	+13.4%	+42
	Garnishment	GA	239	▼	-4.4%	-11
	Other	OT	60	▲	-31.8%	-28
	Preliminary Protective Order	PP	31	↔		-
	Interrogatory	IN	23	▲	+109.1%	+12
	Admin License	AL	22	▼	-15.4%	-4
	Protective Order	PO	16	▼	-46.7%	-14
	Impoundment	IM	12	▲	+500.0%	+10
	Show Cause	SC	12	▲	+300.0%	+9
	Abstract	AJ	7	▼	-30.0%	-3
	Tenants Assertion	TA	5	▼	-44.4%	-4
	Motion for Judgment	MJ	4	▼	-55.6%	-5
	Capias	CA	3	▲	-	+3
	Counter Claim	CC	1	↔		-
	Overweight	OC	1	▲	-	+1
	Petition-Restore Arms	PR	1	▲	-	+1
Detinue	DT	0	▼	-100.0%	-4	
<b>Total</b>			<b>1,236</b>	▲	<b>12.6%</b>	<b>+138</b>
<b>Civil Commitments</b>	Mental Commitment	MC	323	▼	-13.4%	-50
	Other	OT	157	▲	+7.5%	+11
	Temporary Detention Order	TD	46	▼	-19.3%	-11
	Emergency Custody Order	EC	14	▲	+55.6%	+5
<b>Total</b>			<b>540</b>	▼	<b>-7.7%</b>	<b>-45</b>
<b>GRAND TOTAL</b>			<b>4,565</b>	▲	11.0%	+454

**Dispositions by Major Case Category\*\***

Category	Summary	Change	% Change	Absolute Change
Felony	149	▼	-2.0%	-3
Garnishment	262	▲	+0.4%	+1
General Civil	455	▲	+38.7%	+127
Infraction/Civil Violation	1,679	▲	+29.2%	+379
Involuntary Civil Commitments	157	▲	+7.5%	+11

\* Compared to same time period as previous year  
 4/11/2024 12:29:37PM

\*\* Case Type Categories are defined in the 2017 Virginia Judicial Workload Assessment  
 Source: SCV-SQL-Information



**CPSS - GCMS CASELOAD STATISTICS OF THE GENERAL DISTRICT COURTS**  
 January 2024 thru March 2024 Dispositions (Compared to January 2023 thru March 2023)

Landlord /Tenant	360	▼	+11.8%	+38
Misdemeanor	776	▼	-2.1%	-17
Other	680	▲	-9.1%	-68
Protective Orders	47	▼	-23.0%	-14
<b>GRAND TOTAL</b>	<b>4,565</b>	▲	11.0%	+454

\* Compared to same time period as previous year  
 4/11/2024 12:29:37PM

\*\* Case Type Categories are defined in the 2017 Virginia Judicial Workload Assessment  
 Source: SCV-SQL-Information

2024 Overall GRAND TOTAL		Distribution of Caseload			Change*		Percentage (%) of Caseload		
<b>5,755</b>	+1,888 48.8%	<b>Criminal</b>	523	9%	1.4% ▲	+7	<b>Criminal</b>	2023 13.3%	2024 9.1%
2024	↑	<b>Traffic</b>	4,232	74%	74.8% ▲	+1,811	<b>Traffic</b>	62.6%	73.5%
2023		<b>Civil</b>	974	17%	6.8% ▲	+62	<b>Civil</b>	23.6%	16.9%
		<b>Civil Commitments</b>	26	0%	44.4% ▲	+8	<b>Civil Commitments</b>	0.5%	0.5%
		<b>GRAND TOTAL</b>	<b>5,755</b>	100%	48.8% ▲	+1,888	<b>GRAND TOTAL</b>	100%	100%

**Dispositions by Division & Code**

Division	Case Type Description	Code	Summary	Change	% Change	Absolute Change
<b>Criminal</b>	Misdemeanor	M	281	▼	-3.8%	-11
	Felony	F	129	▲	+0.8%	+1
	Capias	CA	69	▲	+35.3%	+18
	Show Cause	SC	26	▼	-21.2%	-7
	Civil Violation	CV	18	▲	+50.0%	+6
	<b>Total</b>			<b>523</b>	▲	<b>1.4%</b>
<b>Traffic</b>	Infraction	I	3,338	▲	+76.1%	+1,442
	Misdemeanor	M	868	▲	+75.0%	+372
	Capias	CA	18	▲	+50.0%	+6
	Felony	F	5	▼	-28.6%	-2
	Show Cause	SC	3	▼	-70.0%	-7
	<b>Total</b>			<b>4,232</b>	▲	<b>74.8%</b>
<b>Civil</b>	Warrant in Debt	WD	347	▲	+13.0%	+40
	Garnishment	GA	237	▼	-5.2%	-13
	Unlawful Detainer	UD	218	▲	+4.8%	+10
	Other	OT	51	▲	+37.8%	+14
	Admin License	AL	31	▲	+29.2%	+7
	Preliminary Protective Order	PP	21	▲	+40.0%	+6
	Impoundment	IM	16	▲	+14.3%	+2
	Abstract	AJ	14	▲	+100.0%	+7
	Interrogatory	IN	9	▲	+125.0%	+5
	Protective Order	PO	9	▼	-47.1%	-8
	Motion for Judgment	MJ	8	▼	-27.3%	-3
	Detinue	DT	4	▲	-	+4
	Show Cause	SC	3	▼	-25.0%	-1
	Zoning Violation	ZO	3	▼	-66.7%	-6
	Counter Claim	CC	1	▲	-	+1
	Petition-Restore Arms	PR	1	▲	-	+1
	Tenants Assertion	TA	1	▼	-50.0%	-1
	Capias	CA	0	▼	-100.0%	-2
	Restricted Operators License	RL	0	▼	-100.0%	-1
<b>Total</b>			<b>974</b>	▲	<b>6.8%</b>	<b>+62</b>
<b>Civil Commitments</b>	Temporary Detention Order	TD	16	▲	+33.3%	+4
	Emergency Custody Order	EC	7	▲	+16.7%	+1
	Medical Emergency Temporary Detention Order	MT	3	▲	-	+3
	<b>Total</b>			<b>26</b>	▲	<b>44.4%</b>
<b>GRAND TOTAL</b>			<b>5,755</b>	▲	48.8%	+1,888

**Dispositions by Major Case Category\*\***

Category	Summary	Change	% Change	Absolute Change
Felony	134	▼	-0.7%	-1
Garnishment	246	▲	-3.1%	-8
General Civil	366	▲	+12.6%	+41
Infraction/Civil Violation	3,356	▲	+75.9%	+1,448
Landlord /Tenant	219	▼	+4.3%	+9
Misdemeanor	1,152	▼	+44.4%	+354
Other	252	▲	+22.9%	+47

\* Compared to same time period as previous year  
 4/11/2024 12:29:37PM

\*\* Case Type Categories are defined in the 2017 Virginia Judicial Workload Assessment  
 Source: SCV-SQL-Information

**CPSS - GCMS CASELOAD STATISTICS OF THE GENERAL DISTRICT COURTS**  
January 2024 thru March 2024 Dispositions (Compared to January 2023 thru March 2023)

---

Protective Orders	30	▼	-6.3%	-2
<b>GRAND TOTAL</b>	<b>5,755</b>	▲	48.8%	+1,888

---

\* Compared to same time period as previous year  
4/11/2024 12:29:37PM

\*\* Case Type Categories are defined in the 2017 Virginia Judicial Workload Assessment  
Source: SCV-SQL-Information

2024 Overall GRAND TOTAL		Distribution of Caseload			Change*		Percentage (%) of Caseload			
2024	1,065	Criminal	173	16%	-6.5%	▼	-12	Criminal	2023	2024
			Traffic	657	62%	13.1%	▲		+76	Traffic
2023		Civil	231	22%	18.5%	▲	+36	Civil	60.1%	61.7%
	+98	Civil Commitments	4	0%	-33.3%	▼	-2	Civil Commitments	20.2%	21.7%
	10.1%	<b>GRAND TOTAL</b>	<b>1,065</b>	<b>100%</b>	<b>10.1%</b>	<b>▲</b>	<b>+98</b>	<b>GRAND TOTAL</b>	<b>100%</b>	<b>100%</b>

**Dispositions by Division & Code**

Division	Case Type Description	Code	Summary	Change	% Change	Absolute Change
<b>Criminal</b>	Misdemeanor	M	90	▼	-10.0%	-10
	Felony	F	47	▲	+2.2%	+1
	Capias	CA	19	▼	-5.0%	-1
	Show Cause	SC	12	▼	-7.7%	-1
	Civil Violation	CV	5	▼	-16.7%	-1
	<b>Total</b>			<b>173</b>	<b>▼</b>	<b>-6.5%</b>
<b>Traffic</b>	Infraction	I	499	▲	+4.6%	+22
	Misdemeanor	M	142	▲	+65.1%	+56
	Felony	F	6	▼	-25.0%	-2
	Show Cause	SC	6	▼	-14.3%	-1
	Capias	CA	4	▲	+33.3%	+1
	<b>Total</b>			<b>657</b>	<b>▲</b>	<b>13.1%</b>
<b>Civil</b>	Warrant in Debt	WD	103	▲	+71.7%	+43
	Garnishment	GA	49	▼	-29.0%	-20
	Detinue	DT	15	▼	-11.8%	-2
	Preliminary Protective Order	PP	12	▲	+140.0%	+7
	Protective Order	PO	12	▲	+100.0%	+6
	Unlawful Detainer	UD	12	▼	-40.0%	-8
	Other	OT	10	▲	+66.7%	+4
	Show Cause	SC	5	▲	+66.7%	+2
	Admin License	AL	4	▼	-20.0%	-1
	Zoning Violation	ZO	4	▲	-	+4
	Bond Forfeiture	BF	2	▲	+100.0%	+1
	Abstract	AJ	1	↔	-	-
	Interrogatory	IN	1	▲	-	+1
	Motion for Judgment	MJ	1	▲	-	+1
	Impoundment	IM	0	▼	-100.0%	-2
<b>Total</b>			<b>231</b>	<b>▲</b>	<b>18.5%</b>	<b>+36</b>
<b>Civil Commitments</b>	Emergency Custody Order	EC	4	▲	+300.0%	+3
	Temporary Detention Order	TD	0	▼	-100.0%	-5
	<b>Total</b>		<b>4</b>	<b>▼</b>	<b>-33.3%</b>	<b>-2</b>
<b>GRAND TOTAL</b>			<b>1,065</b>	<b>▲</b>	<b>10.1%</b>	<b>+98</b>

**Dispositions by Major Case Category\*\***

Category	Summary	Change	% Change	Absolute Change
Felony	53	▼	-1.9%	-1
Garnishment	50	▲	-27.5%	-19
General Civil	120	▲	+55.8%	+43
Infraction/Civil Violation	504	▼	+4.3%	+21
Landlord /Tenant	12	▼	-40.0%	-8
Misdemeanor	236	▲	+26.9%	+50
Other	66	▲	-1.5%	-1
Protective Orders	24	▲	+118.2%	+13
<b>GRAND TOTAL</b>	<b>1,065</b>	<b>▲</b>	<b>10.1%</b>	<b>+98</b>

\* Compared to same time period as previous year  
 4/11/2024 12:29:37PM

\*\* Case Type Categories are defined in the 2017 Virginia Judicial Workload Assessment  
 Source: SCV-SQL-Information

2024 Overall GRAND TOTAL		Distribution of Caseload			Change*		Percentage (%) of Caseload		
<b>1,057</b>	+269 34.1%	<b>Criminal</b>	192	18%	15.0% ▲	+25	<b>Criminal</b>	2023 21.2%	2024 18.2%
2024	↑	<b>Traffic</b>	668	63%	48.4% ▲	+218	<b>Traffic</b>	57.1%	63.2%
2023		<b>Civil</b>	190	18%	18.0% ▲	+29	<b>Civil</b>	20.4%	18.0%
		<b>Civil Commitments</b>	7	1%	-30.0% ▼	-3	<b>Civil Commitments</b>	1.3%	0.7%
		<b>GRAND TOTAL</b>	<b>1,057</b>	100%	34.1% ▲	+269	<b>GRAND TOTAL</b>	100%	100%

**Dispositions by Division & Code**

Division	Case Type Description	Code	Summary	Change	% Change	Absolute Change
<b>Criminal</b>	Misdemeanor	M	113	▲	+24.2%	+22
	Felony	F	44	▼	-24.1%	-14
	Show Cause	SC	17	▲	+41.7%	+5
	Capias	CA	15	▲	+200.0%	+10
	Civil Violation	CV	3	▲	+200.0%	+2
	<b>Total</b>			<b>192</b>	▲	<b>15.0%</b>
<b>Traffic</b>	Infraction	I	540	▲	+47.1%	+173
	Misdemeanor	M	123	▲	+57.7%	+45
	Show Cause	SC	3	▼	-25.0%	-1
	Capias	CA	1	▲	-	+1
	Felony	F	1	↔	-	-
	<b>Total</b>			<b>668</b>	▲	<b>48.4%</b>
<b>Civil</b>	Warrant in Debt	WD	81	▲	+50.0%	+27
	Garnishment	GA	44	▲	+12.8%	+5
	Impoundment	IM	17	▲	+142.9%	+10
	Other	OT	12	▼	-14.3%	-2
	Preliminary Protective Order	PP	12	▲	+9.1%	+1
	Unlawful Detainer	UD	8	▼	-61.9%	-13
	Admin License	AL	7	▲	+75.0%	+3
	Protective Order	PO	7	▲	+40.0%	+2
	Detinue	DT	1	▼	-50.0%	-1
	Motion for Judgment	MJ	1	▲	-	+1
	Overweight	OC	0	▼	-100.0%	-1
	Show Cause	SC	0	▼	-100.0%	-3
	<b>Total</b>			<b>190</b>	▲	<b>18.0%</b>
<b>Civil Commitments</b>	Temporary Detention Order	TD	5	▼	-37.5%	-3
	Emergency Custody Order	EC	1	▼	-50.0%	-1
	Mental Commitment	MC	1	▲	-	+1
	<b>Total</b>			<b>7</b>	▼	<b>-30.0%</b>
<b>GRAND TOTAL</b>			<b>1,057</b>	▲	34.1%	+269

**Dispositions by Major Case Category\*\***

Category	Summary	Change	% Change	Absolute Change
Felony	45	▼	-23.7%	-14
Garnishment	44	▲	+12.8%	+5
General Civil	85	▲	+46.6%	+27
Infraction/Civil Violation	543	▲	+47.2%	+174
Landlord /Tenant	8	▼	-61.9%	-13
Misdemeanor	236	▲	+39.6%	+67
Other	77	▲	+35.1%	+20
Protective Orders	19	▲	+18.8%	+3
<b>GRAND TOTAL</b>	<b>1,057</b>	▲	34.1%	+269

\* Compared to same time period as previous year  
 4/11/2024 12:29:37PM

\*\* Case Type Categories are defined in the 2017 Virginia Judicial Workload Assessment  
 Source: SCV-SQL-Information

2024 Overall GRAND TOTAL		Distribution of Caseload			Change*		Percentage (%) of Caseload			
<b>1,114</b>	-182 -14.0%	<b>Criminal</b>	108	10%	-20.0%	▼	-27	<b>Criminal</b>	2023: 10.4%	2024: 9.7%
2024		<b>Traffic</b>	868	78%	-11.5%	▼	-113	<b>Traffic</b>	75.7%	77.9%
2023		<b>Civil</b>	134	12%	-24.3%	▼	-43	<b>Civil</b>	13.7%	12.0%
		<b>Civil Commitments</b>	4	0%	33.3%	▲	+1	<b>Civil Commitments</b>	0.2%	0.4%
		<b>GRAND TOTAL</b>	<b>1,114</b>	100%	-14.0%	▼	-182	<b>GRAND TOTAL</b>	100%	100%

Dispositions by Division & Code

Division	Case Type Description	Code	Summary	Change	% Change	Absolute Change
<b>Criminal</b>	Misdemeanor	M	81	▲	+1.3%	+1
	Felony	F	18	▲	+12.5%	+2
	Show Cause	SC	5	▼	-37.5%	-3
	Capias	CA	2	▼	-93.3%	-28
	Civil Violation	CV	2	▲	+100.0%	+1
	<b>Total</b>			<b>108</b>	▼	<b>-20.0%</b>
<b>Traffic</b>	Infraction	I	702	▼	-8.7%	-67
	Misdemeanor	M	149	▲	+0.7%	+1
	Show Cause	SC	9	▼	-55.0%	-11
	Capias	CA	6	▼	-84.6%	-33
	Felony	F	2	▼	-60.0%	-3
	<b>Total</b>			<b>868</b>	▼	<b>-11.5%</b>
<b>Civil</b>	Warrant in Debt	WD	63	▼	-13.7%	-10
	Garnishment	GA	36	▼	-12.2%	-5
	Other	OT	14	▼	-17.6%	-3
	Unlawful Detainer	UD	7	▼	-63.2%	-12
	Admin License	AL	3	▲	+50.0%	+1
	Preliminary Protective Order	PP	3	▼	-62.5%	-5
	Protective Order	PO	3	▼	-66.7%	-6
	Bond Forfeiture	BF	2	▲	-	+2
	Impoundment	IM	2	▼	-60.0%	-3
	Tenants Assertion	TA	1	▲	-	+1
	Interrogatory	IN	0	▼	-100.0%	-1
	Show Cause	SC	0	▼	-100.0%	-2
	<b>Total</b>			<b>134</b>	▼	<b>-24.3%</b>
<b>Civil Commitments</b>	Temporary Detention Order	TD	3	↔	-	-
	Emergency Custody Order	EC	1	▲	-	+1
	<b>Total</b>		<b>4</b>	▲	<b>33.3%</b>	<b>+1</b>
<b>GRAND TOTAL</b>			<b>1,114</b>	▼	-14.0%	-182

Dispositions by Major Case Category\*\*

Category	Summary	Change	% Change	Absolute Change
Felony	20	▼	-4.8%	-1
Garnishment	36	▼	-14.3%	-6
General Civil	64	▼	-13.5%	-10
Infraction/Civil Violation	704	▲	-8.6%	-66
Landlord /Tenant	8	▲	-57.9%	-11
Misdemeanor	230	▲	+0.9%	+2
Other	46	▲	-63.2%	-79
Protective Orders	6	▼	-64.7%	-11
<b>GRAND TOTAL</b>	<b>1,114</b>	▼	-14.0%	-182

\* Compared to same time period as previous year  
 4/11/2024 12:29:37PM

\*\* Case Type Categories are defined in the 2017 Virginia Judicial Workload Assessment  
 Source: SCV-SQL-Information

2024 Overall GRAND TOTAL		Distribution of Caseload			Change*		Percentage (%) of Caseload		
<b>774</b>	-57 -6.9%	<b>Criminal</b>	53	7%	17.8% ▲	+8	<b>Criminal</b>	2023 5.4%	2024 6.8%
2024		<b>Traffic</b>	590	76%	-12.9% ▼	-87	<b>Traffic</b>	81.5%	76.2%
2023		<b>Civil</b>	127	16%	19.8% ▲	+21	<b>Civil</b>	12.8%	16.4%
		<b>Civil Commitments</b>	4	1%	33.3% ▲	+1	<b>Civil Commitments</b>	0.4%	0.5%
		<b>GRAND TOTAL</b>	<b>774</b>	100%	-6.9% ▼	-57	<b>GRAND TOTAL</b>	100%	100%

**Dispositions by Division & Code**

Division	Case Type Description	Code	Summary	Change	% Change	Absolute Change
<b>Criminal</b>	Misdemeanor	M	31	▲	+3.3%	+1
	Felony	F	13	▲	+160.0%	+8
	Capias	CA	5	▲	+66.7%	+2
	Show Cause	SC	4	▼	-33.3%	-2
	Civil Violation	CV	0	▼	-100.0%	-1
	<b>Total</b>			<b>53</b>	▲	<b>17.8%</b>
<b>Traffic</b>	Infraction	I	501	▼	-13.0%	-75
	Misdemeanor	M	85	▼	-9.6%	-9
	Capias	CA	3	▲	+50.0%	+1
	Show Cause	SC	1	▼	-80.0%	-4
	<b>Total</b>			<b>590</b>	▼	<b>-12.9%</b>
<b>Civil</b>	Warrant in Debt	WD	62	▲	+87.9%	+29
	Garnishment	GA	35	▼	-10.3%	-4
	Other	OT	11	▲	+266.7%	+8
	Preliminary Protective Order	PP	6	▼	-40.0%	-4
	Unlawful Detainer	UD	6	▼	-45.5%	-5
	Admin License	AL	2	▲	-	+2
	Protective Order	PO	2	▲	+100.0%	+1
	Abstract	AJ	1	▲	-	+1
	Restricted Operators License	RL	1	▲	-	+1
	Show Cause	SC	1	▲	-	+1
	Detinue	DT	0	▼	-100.0%	-1
	Impoundment	IM	0	▼	-100.0%	-7
	Interrogatory	IN	0	▼	-100.0%	-1
	<b>Total</b>			<b>127</b>	▲	<b>19.8%</b>
<b>Civil Commitments</b>	Temporary Detention Order	TD	3	↔	-	-
	Emergency Custody Order	EC	1	▲	-	+1
	<b>Total</b>			<b>4</b>	▲	<b>33.3%</b>
<b>GRAND TOTAL</b>			<b>774</b>	▼	-6.9%	-57

**Dispositions by Major Case Category\*\***

Category	Summary	Change	% Change	Absolute Change
Felony	13	▲	+160.0%	+8
Garnishment	35	▼	-12.5%	-5
General Civil	62	▼	+77.1%	+27
Infraction/Civil Violation	501	▼	-13.2%	-76
Landlord /Tenant	6	▼	-45.5%	-5
Misdemeanor	117	▲	-5.6%	-7
Other	32	▲	+14.3%	+4
Protective Orders	8	▲	-27.3%	-3
<b>GRAND TOTAL</b>	<b>774</b>	▼	-6.9%	-57

\* Compared to same time period as previous year  
 4/11/2024 12:29:37PM

\*\* Case Type Categories are defined in the 2017 Virginia Judicial Workload Assessment  
 Source: SCV-SQL-Information

2024 Overall GRAND TOTAL		Distribution of Caseload			Change*		Percentage (%) of Caseload				
2024	2023	<b>2,705</b>	+550 25.5%	<b>Criminal</b>	438	16%	3.8% ▲	+16	<b>Criminal</b>	2023 19.6%	2024 16.2%
				<b>Traffic</b>	1,770	65%	47.4% ▲	+569	<b>Traffic</b>	55.7%	65.4%
				<b>Civil</b>	468	17%	-8.1% ▼	-41	<b>Civil</b>	23.6%	17.3%
				<b>Civil Commitments</b>	29	1%	26.1% ▲	+6	<b>Civil Commitments</b>	1.1%	1.1%
		<b>GRAND TOTAL</b>		<b>2,705</b>	100%	25.5% ▲	+550	<b>GRAND TOTAL</b>	100%	100%	

**Dispositions by Division & Code**

Division	Case Type Description	Code	Summary	Change	% Change	Absolute Change
<b>Criminal</b>	Misdemeanor	M	267	▲	+16.1%	+37
	Felony	F	97	▲	+10.2%	+9
	Capias	CA	31	▼	-34.0%	-16
	Show Cause	SC	29	▼	-29.3%	-12
	Civil Violation	CV	12	▼	-14.3%	-2
	Restricted Operators License	RL	2	↔		-
	<b>Total</b>			<b>438</b>	<b>▲</b>	<b>3.8%</b>
<b>Traffic</b>	Infraction	I	1,422	▲	+49.7%	+472
	Misdemeanor	M	320	▲	+48.1%	+104
	Show Cause	SC	14	▲	+7.7%	+1
	Capias	CA	8	▼	-52.9%	-9
	Felony	F	3	↔		-
	Restricted Operators License	RL	2	↔		-
	Civil Violation	CV	1	▲	-	+1
<b>Total</b>			<b>1,770</b>	<b>▲</b>	<b>47.4%</b>	<b>+569</b>
<b>Civil</b>	Warrant in Debt	WD	189	▼	-22.9%	-56
	Garnishment	GA	145	▲	+17.9%	+22
	Other	OT	34	▲	+17.2%	+5
	Admin License	AL	27	▲	+42.1%	+8
	Unlawful Detainer	UD	25	▼	-30.6%	-11
	Detinue	DT	16	▼	-27.3%	-6
	Preliminary Protective Order	PP	12	▼	-36.8%	-7
	Protective Order	PO	6	↔		-
	Impoundment	IM	4	▲	+100.0%	+2
	Bond Forfeiture	BF	3	▼	-40.0%	-2
	Interrogatory	IN	3	▲	-	+3
	Show Cause	SC	3	▲	-	+3
	Petition-Restore Arms	PR	1	▲	-	+1
	Abstract	AJ	0	▼	-100.0%	-3
<b>Total</b>			<b>468</b>	<b>▼</b>	<b>-8.1%</b>	<b>-41</b>
<b>Civil Commitments</b>	Temporary Detention Order	TD	17	▲	+70.0%	+7
	Emergency Custody Order	EC	11	▼	-15.4%	-2
	Mental Commitment	MC	1	▲	-	+1
<b>Total</b>			<b>29</b>	<b>▲</b>	<b>26.1%</b>	<b>+6</b>
<b>GRAND TOTAL</b>			<b>2,705</b>	<b>▲</b>	<b>25.5%</b>	<b>+550</b>

**Dispositions by Major Case Category\*\***

Category	Summary	Change	% Change	Absolute Change
Felony	100	▲	+9.9%	+9
Garnishment	148	▲	+20.3%	+25
General Civil	208	▲	-22.4%	-60
Infraction/Civil Violation	1,435	▲	+48.9%	+471
Landlord /Tenant	25	▼	-30.6%	-11
Misdemeanor	591	▲	+31.3%	+141
Other	180	▲	-9.1%	-18
Protective Orders	18	▼	-28.0%	-7
<b>GRAND TOTAL</b>	<b>2,705</b>	<b>▲</b>	<b>25.5%</b>	<b>+550</b>

\* Compared to same time period as previous year  
 4/11/2024 12:29:37PM

\*\* Case Type Categories are defined in the 2017 Virginia Judicial Workload Assessment  
 Source: SCV-SQL-Information





2024 Overall GRAND TOTAL		Distribution of Caseload			Change*		Percentage (%) of Caseload		
<b>538</b>	-41 -7.1%	<b>Criminal</b>	99	18%	-23.8% ▼	-31	<b>Criminal</b>	2023 22.5%	2024 18.4%
2024		<b>Traffic</b>	299	56%	-14.6% ▼	-51	<b>Traffic</b>	60.4%	55.6%
2023		<b>Civil</b>	139	26%	41.8% ▲	+41	<b>Civil</b>	16.9%	25.8%
		<b>Civil Commitments</b>	1	0%	0.0%	0	<b>Civil Commitments</b>	0.2%	0.2%
		<b>GRAND TOTAL</b>	<b>538</b>	100%	-7.1% ▼	-41	<b>GRAND TOTAL</b>	100%	100%

Dispositions by Division & Code

Division	Case Type Description	Code	Summary	Change	% Change	Absolute Change
<b>Criminal</b>	Misdemeanor	M	57	▼	-13.6%	-9
	Felony	F	26	▲	+44.4%	+8
	Show Cause	SC	10	▼	-60.0%	-15
	Capias	CA	3	▼	-83.3%	-15
	Civil Violation	CV	3	↔		-
	<b>Total</b>			<b>99</b>	▼	<b>-23.8%</b>
<b>Traffic</b>	Infraction	I	238	▲	+22.1%	+43
	Misdemeanor	M	59	▼	-39.2%	-38
	Capias	CA	1	▼	-96.9%	-31
	Show Cause	SC	1	▼	-96.0%	-24
	Felony	F	0	▼	-100.0%	-1
	<b>Total</b>			<b>299</b>	▼	<b>-14.6%</b>
<b>Civil</b>	Warrant in Debt	WD	68	▲	+161.5%	+42
	Garnishment	GA	29	▲	+3.6%	+1
	Other	OT	16	▲	+14.3%	+2
	Unlawful Detainer	UD	14	▼	-12.5%	-2
	Preliminary Protective Order	PP	5	▼	-16.7%	-1
	Protective Order	PO	4	▲	+33.3%	+1
	Detinue	DT	1	↔		-
	Interrogatory	IN	1	▲	-	+1
	Motion for Judgment	MJ	1	↔		-
	Abstract	AJ	0	▼	-100.0%	-1
	Admin License	AL	0	▼	-100.0%	-1
	Petition-Restore Arms	PR	0	▼	-100.0%	-1
	<b>Total</b>			<b>139</b>	▲	<b>41.8%</b>
<b>Civil Commitments</b>	Temporary Detention Order	TD	1	▲	-	+1
	Emergency Custody Order	EC	0	▼	-100.0%	-1
	<b>Total</b>		<b>1</b>		<b>0.0%</b>	<b>0</b>
<b>GRAND TOTAL</b>			<b>538</b>	▼	-7.1%	-41

Dispositions by Major Case Category\*\*

Category	Summary	Change	% Change	Absolute Change	
Felony	26	▼	+36.8%	+7	
Garnishment	30	▲	+7.1%	+2	
General Civil	71	▲	+144.8%	+42	
Infraction/Civil Violation	241	▲	+21.7%	+43	
Landlord /Tenant	14	▼	-12.5%	-2	
Misdemeanor	116	▼	-28.8%	-47	
Other	31	▲	-73.5%	-86	
Protective Orders	9	▲		0	
<b>GRAND TOTAL</b>		<b>538</b>	▼	-7.1%	-41

\* Compared to same time period as previous year  
 4/11/2024 12:29:37PM

\*\* Case Type Categories are defined in the 2017 Virginia Judicial Workload Assessment  
 Source: SCV-SQL-Information

2024 Overall GRAND TOTAL		Distribution of Caseload			Change*		Percentage (%) of Caseload		
<b>3,826</b>	+409 12.0%	<b>Criminal</b>	431	11%	16.8% ▲	+62	<b>Criminal</b>	2023 10.8%	2024 11.3%
2024	↑	<b>Traffic</b>	2,839	74%	8.5% ▲	+223	<b>Traffic</b>	76.6%	74.2%
2023		<b>Civil</b>	523	14%	27.9% ▲	+114	<b>Civil</b>	12.0%	13.7%
		<b>Civil Commitments</b>	33	1%	43.5% ▲	+10	<b>Civil Commitments</b>	0.7%	0.9%
		<b>GRAND TOTAL</b>	<b>3,826</b>	100%	12.0% ▲	+409	<b>GRAND TOTAL</b>	100%	100%

**Dispositions by Division & Code**

Division	Case Type Description	Code	Summary	Change	% Change	Absolute Change
<b>Criminal</b>	Misdemeanor	M	248	▲	+28.5%	+55
	Felony	F	92	▲	+12.2%	+10
	Capias	CA	41	▼	-10.9%	-5
	Show Cause	SC	41	▲	+20.6%	+7
	Civil Violation	CV	9	▼	-35.7%	-5
	<b>Total</b>			<b>431</b>	▲	<b>16.8%</b>
<b>Traffic</b>	Infraction	I	2,102	▲	+5.8%	+116
	Misdemeanor	M	703	▲	+18.0%	+107
	Capias	CA	15	▼	-42.3%	-11
	Show Cause	SC	13	▲	+1,200.0%	+12
	Felony	F	5	▼	-16.7%	-1
	Civil Violation	CV	1	↔		-
	<b>Total</b>			<b>2,839</b>	▲	<b>8.5%</b>
<b>Civil</b>	Warrant in Debt	WD	214	▲	+72.6%	+90
	Garnishment	GA	113	▲	+21.5%	+20
	Unlawful Detainer	UD	56	▼	-22.2%	-16
	Detinue	DT	43	▲	+26.5%	+9
	Other	OT	25	▲		-
	Bond Forfeiture	BF	17	▲	+21.4%	+3
	Admin License	AL	14	▲	+27.3%	+3
	Protective Order	PO	13	▲	+85.7%	+6
	Preliminary Protective Order	PP	11	▼	-15.4%	-2
	Impoundment	IM	6	▲	+50.0%	+2
	Abstract	AJ	5	↔		-
	Interrogatory	IN	2	▼	-60.0%	-3
	Motion for Judgment	MJ	2	▲	+100.0%	+1
	Show Cause	SC	2	▲	-	+2
	Tenants Assertion	TA	0	▼	-100.0%	-1
<b>Total</b>			<b>523</b>	▲	<b>27.9%</b>	<b>+114</b>
<b>Civil Commitments</b>	Temporary Detention Order	TD	19	▲	+35.7%	+5
	Emergency Custody Order	EC	13	▲	+44.4%	+4
	Mental Commitment	MC	1	▲	-	+1
<b>Total</b>			<b>33</b>	▲	<b>43.5%</b>	<b>+10</b>
<b>GRAND TOTAL</b>			<b>3,826</b>	▲	12.0%	+409

**Dispositions by Major Case Category\*\***

Category	Summary	Change	% Change	Absolute Change
Felony	97	▼	+10.2%	+9
Garnishment	115	▼	+17.3%	+17
General Civil	261	▲	+64.2%	+102
Infraction/Civil Violation	2,112	▼	+5.5%	+111
Landlord /Tenant	56	▼	-23.3%	-17
Misdemeanor	951	▲	+20.5%	+162
Other	210	▲	+11.1%	+21
Protective Orders	24	▲	+20.0%	+4
<b>GRAND TOTAL</b>	<b>3,826</b>	▲	12.0%	+409

\* Compared to same time period as previous year  
 4/11/2024 12:29:37PM

\*\* Case Type Categories are defined in the 2017 Virginia Judicial Workload Assessment  
 Source: SCV-SQL-Information



2024 Overall GRAND TOTAL		Distribution of Caseload			Change*		Percentage (%) of Caseload		
<b>2,075</b>	-263 -11.2%	<b>Criminal</b>	297	14%	22.7% ▲	+55	<b>Criminal</b>	2023 10.4%	2024 14.3%
2024		<b>Traffic</b>	1,316	63%	-23.0% ▼	-392	<b>Traffic</b>	73.1%	63.4%
2023		<b>Civil</b>	440	21%	20.5% ▲	+75	<b>Civil</b>	15.6%	21.2%
		<b>Civil Commitments</b>	22	1%	-4.3% ▼	-1	<b>Civil Commitments</b>	1.0%	1.1%
		<b>GRAND TOTAL</b>	<b>2,075</b>	100%	-11.2% ▼	-263	<b>GRAND TOTAL</b>	100%	100%

**Dispositions by Division & Code**

Division	Case Type Description	Code	Summary	Change	% Change	Absolute Change
<b>Criminal</b>	Misdemeanor	M	202	▲	+47.4%	+65
	Show Cause	SC	38	▲	+11.8%	+4
	Felony	F	27	▼	-27.0%	-10
	Capias	CA	21	▼	-19.2%	-5
	Civil Violation	CV	9	▲	+12.5%	+1
	<b>Total</b>			<b>297</b>	<b>▲</b>	<b>22.7%</b>
<b>Traffic</b>	Infraction	I	1,139	▼	-25.3%	-386
	Misdemeanor	M	167	▼	-5.1%	-9
	Capias	CA	7	▲	+600.0%	+6
	Show Cause	SC	2	▼	-66.7%	-4
	Felony	F	1	▲	-	+1
	<b>Total</b>			<b>1,316</b>	<b>▼</b>	<b>-23.0%</b>
<b>Civil</b>	Warrant in Debt	WD	129	▲	+41.8%	+38
	Garnishment	GA	117	▲	+14.7%	+15
	Unlawful Detainer	UD	82	▲	+2.5%	+2
	Detinue	DT	42	▲	+10.5%	+4
	Other	OT	26	▼	+52.9%	+9
	Admin License	AL	22	↔	-	-
	Protective Order	PO	7	▼	-12.5%	-1
	Preliminary Protective Order	PP	6	↔	-	-
	Interrogatory	IN	3	▲	-	+3
	Show Cause	SC	3	▲	-	+3
	Abstract	AJ	2	▲	-	+2
	Restricted Operators License	RL	1	▲	-	+1
	Impoundment	IM	0	▼	-100.0%	-1
	<b>Total</b>			<b>440</b>	<b>▲</b>	<b>20.5%</b>
<b>Civil Commitments</b>	Temporary Detention Order	TD	14	↔	-	-
	Emergency Custody Order	EC	7	▼	-12.5%	-1
	Medical Emergency Temporary Detention Order	MT	1	▲	-	+1
	Medical Emergency Custody Order	ME	0	▼	-100.0%	-1
	<b>Total</b>			<b>22</b>	<b>▼</b>	<b>-4.3%</b>
<b>GRAND TOTAL</b>			<b>2,075</b>	<b>▼</b>	<b>-11.2%</b>	<b>-263</b>

**Dispositions by Major Case Category\*\***

Category	Summary	Change	% Change	Absolute Change	
Felony	28	▲	-24.3%	-9	
Garnishment	120	▲	+17.6%	+18	
General Civil	171	▼	+30.5%	+40	
Infraction/Civil Violation	1,148	▼	-25.1%	-385	
Landlord /Tenant	82	▲	+2.5%	+2	
Misdemeanor	370	▲	+18.2%	+57	
Other	143	▲	+11.7%	+15	
Protective Orders	13	▼	-7.1%	-1	
<b>GRAND TOTAL</b>		<b>2,075</b>	<b>▼</b>	<b>-11.2%</b>	<b>-263</b>

\* Compared to same time period as previous year  
 4/11/2024 12:29:37PM

\*\* Case Type Categories are defined in the 2017 Virginia Judicial Workload Assessment  
 Source: SCV-SQL-Information

2024 Overall GRAND TOTAL		Distribution of Caseload			Change*		Percentage (%) of Caseload		
<b>734</b>	+72 10.9%	<b>Criminal</b>	100	14%	49.3% ▲	+33	<b>Criminal</b>	2023 10.1%	2024 13.6%
2024	↑	<b>Traffic</b>	490	67%	7.2% ▲	+33	<b>Traffic</b>	69.0%	66.8%
2023		<b>Civil</b>	143	19%	6.7% ▲	+9	<b>Civil</b>	20.2%	19.5%
		<b>Civil Commitments</b>	1	0%	-75.0% ▼	-3	<b>Civil Commitments</b>	0.6%	0.1%
		<b>GRAND TOTAL</b>	<b>734</b>	100%	10.9% ▲	+72	<b>GRAND TOTAL</b>	100%	100%

**Dispositions by Division & Code**

Division	Case Type Description	Code	Summary	Change	% Change	Absolute Change
<b>Criminal</b>	Misdemeanor	M	56	▲	+36.6%	+15
	Felony	F	23	▲	+21.1%	+4
	Show Cause	SC	10	▲	+900.0%	+9
	Capias	CA	8	▲	+100.0%	+4
	Civil Violation	CV	3	▲	+50.0%	+1
	<b>Total</b>			<b>100</b>	<b>▲</b>	<b>49.3%</b>
<b>Traffic</b>	Infraction	I	362	▲	+10.7%	+35
	Misdemeanor	M	115	▼	-0.9%	-1
	Show Cause	SC	5	▼	-37.5%	-3
	Capias	CA	4	↔		-
	Felony	F	3	▲	+50.0%	+1
	Restricted Operators License	RL	1	▲	-	+1
	<b>Total</b>			<b>490</b>	<b>▲</b>	<b>7.2%</b>
<b>Civil</b>	Warrant in Debt	WD	72	▲	+50.0%	+24
	Garnishment	GA	42	▲	+2.4%	+1
	Admin License	AL	8	▼	-42.9%	-6
	Unlawful Detainer	UD	6	▼	-50.0%	-6
	Protective Order	PO	4	▲	+100.0%	+2
	Abstract	AJ	3	▲	+50.0%	+1
	Detinue	DT	3	▲	-	+3
	Impoundment	IM	2	▼	-33.3%	-1
	Other	OT	2	▼	-66.7%	-4
	Petition-Restore Arms	PR	1	▲	-	+1
	Motion for Judgment	MJ	0	▼	-100.0%	-1
	Preliminary Protective Order	PP	0	▼	-100.0%	-3
	Show Cause	SC	0	▼	-100.0%	-2
	<b>Total</b>			<b>143</b>	<b>▲</b>	<b>6.7%</b>
<b>Civil Commitments</b>	Temporary Detention Order	TD	1	▼	-50.0%	-1
	Emergency Custody Order	EC	0	▼	-100.0%	-2
	<b>Total</b>			<b>1</b>	<b>▼</b>	<b>-75.0%</b>
<b>GRAND TOTAL</b>			<b>734</b>	<b>▲</b>	<b>10.9%</b>	<b>+72</b>

**Dispositions by Major Case Category\*\***

Category	Summary	Change	% Change	Absolute Change
Felony	26	▲	+23.8%	+5
Garnishment	42	▲	+2.4%	+1
General Civil	76	▲	+55.1%	+27
Infraction/Civil Violation	365	▲	+10.9%	+36
Landlord /Tenant	6	▼	-50.0%	-6
Misdemeanor	172	▲	+9.6%	+15
Other	43	▲	-10.4%	-5
Protective Orders	4	↔	-20.0%	-1
<b>GRAND TOTAL</b>	<b>734</b>	<b>▲</b>	<b>10.9%</b>	<b>+72</b>

\* Compared to same time period as previous year  
 4/11/2024 12:29:37PM

\*\* Case Type Categories are defined in the 2017 Virginia Judicial Workload Assessment  
 Source: SCV-SQL-Information

2024 Overall GRAND TOTAL		Distribution of Caseload			Change*		Percentage (%) of Caseload		
<b>3,574</b>	+536 17.6%	<b>Criminal</b>	277	8%	62.9% ▲	+107	<b>Criminal</b>	2023 5.6%	2024 7.8%
2024		<b>Traffic</b>	2,626	73%	17.2% ▲	+386	<b>Traffic</b>	73.7%	73.5%
2023		<b>Civil</b>	462	13%	-0.2% ▼	-1	<b>Civil</b>	15.2%	12.9%
		<b>Civil Commitments</b>	209	6%	26.7% ▲	+44	<b>Civil Commitments</b>	5.4%	5.8%
		<b>GRAND TOTAL</b>	<b>3,574</b>	100%	17.6% ▲	+536	<b>GRAND TOTAL</b>	100%	100%

**Dispositions by Division & Code**

Division	Case Type Description	Code	Summary	Change	% Change	Absolute Change
<b>Criminal</b>	Misdemeanor	M	170	▲	+68.3%	+69
	Felony	F	61	▲	+48.8%	+20
	Capias	CA	32	▲	+113.3%	+17
	Civil Violation	CV	9	▲	+12.5%	+1
	Show Cause	SC	5	↔		-
	<b>Total</b>			<b>277</b>	<b>▲</b>	<b>62.9%</b>
<b>Traffic</b>	Infraction	I	1,875	▲	+17.2%	+275
	Misdemeanor	M	708	▲	+17.4%	+105
	Capias	CA	43	▲	+34.4%	+11
	Restricted Operators License	RL	0	▼	-100.0%	-2
	Show Cause	SC	0	▼	-100.0%	-3
	<b>Total</b>			<b>2,626</b>	<b>▲</b>	<b>17.2%</b>
<b>Civil</b>	Warrant in Debt	WD	186	▲	+14.8%	+24
	Garnishment	GA	156	▲	+11.4%	+16
	Unlawful Detainer	UD	61	▼	-29.9%	-26
	Other	OT	22	▼	-21.4%	-6
	Protective Order	PO	8	▲	+60.0%	+3
	Preliminary Protective Order	PP	6	▼	-50.0%	-6
	Admin License	AL	5	▼	-50.0%	-5
	Motion for Judgment	MJ	4	▲	+300.0%	+3
	Abstract	AJ	3	↔		-
	Detinue	DT	3	▼	-25.0%	-1
	Show Cause	SC	3	▼	-70.0%	-7
	Impoundment	IM	2	▲	-	+2
	Interrogatory-Not	IC	2	▲	-	+2
	Petition-Restore Arms	PR	1	↔		-
	<b>Total</b>			<b>462</b>	<b>▼</b>	<b>-0.2%</b>
<b>Civil Commitments</b>	Other	OT	108	▲	+35.0%	+28
	Mental Commitment	MC	78	▲	+32.2%	+19
	Temporary Detention Order	TD	12	▲	+1,100.0%	+11
	Emergency Custody Order	EC	11	▼	-56.0%	-14
	<b>Total</b>			<b>209</b>	<b>▲</b>	<b>26.7%</b>
<b>GRAND TOTAL</b>			<b>3,574</b>	<b>▲</b>	<b>17.6%</b>	<b>+536</b>

**Dispositions by Major Case Category\*\***

Category	Summary	Change	% Change	Absolute Change
Felony	61	▲	+48.8%	+20
Garnishment	156	▲	+11.4%	+16
General Civil	194	▲	+15.5%	+26
Infraction/Civil Violation	1,884	▲	+17.2%	+276
Involuntary Civil Commitments	108	▲	+35.0%	+28
Landlord /Tenant	61	▼	-29.9%	-26
Misdemeanor	878	▼	+24.4%	+172
Other	218	▲	+14.1%	+27
Protective Orders	14	▲	-17.6%	-3
<b>GRAND TOTAL</b>	<b>3,574</b>	<b>▲</b>	<b>17.6%</b>	<b>+536</b>

\* Compared to same time period as previous year  
 4/11/2024 12:29:37PM

\*\* Case Type Categories are defined in the 2017 Virginia Judicial Workload Assessment  
 Source: SCV-SQL-Information





2024 Overall GRAND TOTAL		Distribution of Caseload			Change*		Percentage (%) of Caseload		
<b>1,296</b>	+145 12.6%	<b>Criminal</b>	174	13%	-13.9% ▼	-28	<b>Criminal</b>	2023 17.5%	2024 13.4%
2024		<b>Traffic</b>	774	60%	23.6% ▲	+148	<b>Traffic</b>	54.4%	59.7%
2023		<b>Civil</b>	211	16%	2.4% ▲	+5	<b>Civil</b>	17.9%	16.3%
		<b>Civil Commitments</b>	137	11%	17.1% ▲	+20	<b>Civil Commitments</b>	10.2%	10.6%
		<b>GRAND TOTAL</b>	<b>1,296</b>	100%	12.6% ▲	+145	<b>GRAND TOTAL</b>	100%	100%

**Dispositions by Division & Code**

Division	Case Type Description	Code	Summary	Change	% Change	Absolute Change
<b>Criminal</b>	Misdemeanor	M	114	▲	+21.3%	+20
	Felony	F	29	▼	-62.8%	-49
	Show Cause	SC	16	▲	+77.8%	+7
	Capias	CA	8	▼	-33.3%	-4
	Civil Violation	CV	7	▼	-22.2%	-2
	<b>Total</b>			<b>174</b>	▼	<b>-13.9%</b>
<b>Traffic</b>	Infraction	I	601	▲	+24.2%	+117
	Misdemeanor	M	153	▲	+25.4%	+31
	Show Cause	SC	11	↔		-
	Capias	CA	8	▲	+14.3%	+1
	Felony	F	1	▼	-50.0%	-1
	<b>Total</b>			<b>774</b>	▲	<b>23.6%</b>
<b>Civil</b>	Warrant in Debt	WD	83	▲	+27.7%	+18
	Garnishment	GA	43	▼	-27.1%	-16
	Detinue	DT	32	▲	+128.6%	+18
	Unlawful Detainer	UD	21	▼	-47.5%	-19
	Other	OT	12	▲	+20.0%	+2
	Preliminary Protective Order	PP	7	▲	+40.0%	+2
	Protective Order	PO	6	▲	+200.0%	+4
	Abstract	AJ	2	▲	-	+2
	Admin License	AL	2	▼	-50.0%	-2
	Motion for Judgment	MJ	2	↔		-
	Show Cause	SC	1	▲	-	+1
	Interrogatory	IN	0	▼	-100.0%	-4
	Tenants Assertion	TA	0	▼	-100.0%	-1
	<b>Total</b>			<b>211</b>	▲	<b>2.4%</b>
<b>Civil Commitments</b>	Mental Commitment	MC	100	▼	-2.9%	-3
	Other	OT	23	▲	-	+23
	Temporary Detention Order	TD	10	↔		-
	Emergency Custody Order	EC	4	↔		-
	<b>Total</b>			<b>137</b>	▲	<b>17.1%</b>
<b>GRAND TOTAL</b>			<b>1,296</b>	▲	12.6%	+145

**Dispositions by Major Case Category\*\***

Category	Summary	Change	% Change	Absolute Change	
Felony	30	▼	-62.5%	-50	
Garnishment	43	▼	-31.7%	-20	
General Civil	117	▲	+44.4%	+36	
Infraction/Civil Violation	608	▲	+23.3%	+115	
Involuntary Civil Commitments	23	▲	-	+23	
Landlord /Tenant	21	▼	-48.8%	-20	
Misdemeanor	267	▲	+23.6%	+51	
Other	174	▲	+2.4%	+4	
Protective Orders	13	▲	+85.7%	+6	
<b>GRAND TOTAL</b>		<b>1,296</b>	▲	12.6%	+145

\* Compared to same time period as previous year  
 4/11/2024 12:29:37PM

\*\* Case Type Categories are defined in the 2017 Virginia Judicial Workload Assessment  
 Source: SCV-SQL-Information



2024 Overall GRAND TOTAL		Distribution of Caseload			Change*		Percentage (%) of Caseload		
<b>6,367</b>	+464 7.9%	<b>Criminal</b>	929	15%	54.3% ▲	+327	<b>Criminal</b>	2023 10.2%	2024 14.6%
2024		<b>Traffic</b>	2,408	38%	-3.8% ▼	-95	<b>Traffic</b>	42.4%	37.8%
2023		<b>Civil</b>	2,074	33%	-1.3% ▼	-27	<b>Civil</b>	35.6%	32.6%
		<b>Civil Commitments</b>	956	15%	37.2% ▲	+259	<b>Civil Commitments</b>	11.8%	15.0%
		<b>GRAND TOTAL</b>	<b>6,367</b>	100%	7.9% ▲	+464	<b>GRAND TOTAL</b>	100%	100%

**Dispositions by Division & Code**

Division	Case Type Description	Code	Summary	Change	% Change	Absolute Change
<b>Criminal</b>	Misdemeanor	M	456	▲	+44.3%	+140
	Felony	F	247	▲	+49.7%	+82
	Capias	CA	136	▲	+78.9%	+60
	Show Cause	SC	83	▲	+137.1%	+48
	Civil Violation	CV	7	▼	-30.0%	-3
	<b>Total</b>			<b>929</b>	▲	<b>54.3%</b>
<b>Traffic</b>	Infraction	I	1,557	▼	-14.6%	-266
	Misdemeanor	M	780	▲	+25.0%	+156
	Capias	CA	25	▲	+25.0%	+5
	Felony	F	16	▲	+23.1%	+3
	Restricted Operators License	RL	13	▲	+85.7%	+6
	Show Cause	SC	11	▲	+1,000.0%	+10
	Other	O	5	▼	-58.3%	-7
	Civil Violation	CV	1	▼	-66.7%	-2
	<b>Total</b>			<b>2,408</b>	▼	<b>-3.8%</b>
<b>Civil</b>	Unlawful Detainer	UD	803	▼	-14.5%	-136
	Garnishment	GA	594	▲	+20.2%	+100
	Warrant in Debt	WD	462	▲	+8.7%	+37
	Other	OT	52	▼	-29.7%	-22
	Bond Forfeiture	BF	36	▲	+414.3%	+29
	Preliminary Protective Order	PP	31	▲	+29.2%	+7
	Protective Order	PO	26	▲	+85.7%	+12
	Show Cause	SC	23	▼	-30.3%	-10
	Abstract	AJ	10	▼	-56.5%	-13
	Detinue	DT	9	▼	-76.9%	-30
	Motion for Judgment	MJ	9	▼	-30.8%	-4
	Interrogatory	IN	8	▲	+300.0%	+6
	Tenants Assertion	TA	5	▲	+150.0%	+3
	Admin License	AL	4	↔		-
	Petition-Restore Arms	PR	2	▼	-66.7%	-4
	Counter Claim	CC	0	▼	-100.0%	-1
	Mechanic's Lien	ML	0	▼	-100.0%	-1
<b>Total</b>			<b>2,074</b>	▼	<b>-1.3%</b>	<b>-27</b>
<b>Civil Commitments</b>	Mental Commitment	MC	632	▲	+29.5%	+144
	Other	OT	256	▲	+44.6%	+79
	Temporary Detention Order	TD	41	▲	+86.4%	+19
	Emergency Custody Order	EC	25	▲	+150.0%	+15
	Medical Emergency Temporary Detention Order	MT	2	▲	-	+2
<b>Total</b>			<b>956</b>	▲	<b>37.2%</b>	<b>+259</b>
<b>GRAND TOTAL</b>			<b>6,367</b>	▲	7.9%	+464

**Dispositions by Major Case Category\*\***

Category	Summary	Change	% Change	Absolute Change
Felony	263	▲	+47.8%	+85
Garnishment	602	▲	+21.4%	+106
General Civil	484	▼	-2.6%	-13
Infraction/Civil Violation	1,570	▼	-15.0%	-278
Involuntary Civil Commitments	256	▲	+44.6%	+79

\* Compared to same time period as previous year  
 4/11/2024 12:29:37PM

\*\* Case Type Categories are defined in the 2017 Virginia Judicial Workload Assessment  
 Source: SCV-SQL-Information

**CPSS - GCMS CASELOAD STATISTICS OF THE GENERAL DISTRICT COURTS**  
 January 2024 thru March 2024 Dispositions (Compared to January 2023 thru March 2023)

Landlord /Tenant	808	▲	-14.1%	-133
Misdemeanor	1,249	▲	+31.9%	+302
Other	1,078	▲	+38.0%	+297
Protective Orders	57	▲	+50.0%	+19
<b>GRAND TOTAL</b>	<b>6,367</b>	▲	7.9%	+464

\* Compared to same time period as previous year  
 4/11/2024 12:29:37PM

\*\* Case Type Categories are defined in the 2017 Virginia Judicial Workload Assessment  
 Source: SCV-SQL-Information

2024 Overall GRAND TOTAL		Distribution of Caseload			Change*		Percentage (%) of Caseload				
2024	1,328	Criminal	159	12%	21.4%	▲	+28	2023	13.2%	2024	12.0%
2023	+333 33.5%	Traffic	907	68%	37.2%	▲	+246	Traffic	66.4%	68.3%	
	↑	Civil	259	20%	35.6%	▲	+68	Civil	19.2%	19.5%	
		Civil Commitments	3	0%	-75.0%	▼	-9	Civil Commitments	1.2%	0.2%	
		<b>GRAND TOTAL</b>	<b>1,328</b>	<b>100%</b>	<b>33.5%</b>	<b>▲</b>	<b>+333</b>	<b>GRAND TOTAL</b>	<b>100%</b>	<b>100%</b>	

Dispositions by Division & Code

Division	Case Type Description	Code	Summary	Change	% Change	Absolute Change
<b>Criminal</b>	Misdemeanor	M	70	▼	-7.9%	-6
	Felony	F	55	▲	+292.9%	+41
	Show Cause	SC	12	▼	-52.0%	-13
	Capias	CA	11	▲	+10.0%	+1
	Civil Violation	CV	11	▲	+83.3%	+5
	<b>Total</b>			<b>159</b>	<b>▲</b>	<b>21.4%</b>
<b>Traffic</b>	Infraction	I	730	▲	+39.3%	+206
	Misdemeanor	M	155	▲	+28.1%	+34
	Show Cause	SC	10	▲	+11.1%	+1
	Capias	CA	9	▲	+50.0%	+3
	Felony	F	3	▲	+200.0%	+2
	<b>Total</b>			<b>907</b>	<b>▲</b>	<b>37.2%</b>
<b>Civil</b>	Warrant in Debt	WD	149	▲	+112.9%	+79
	Garnishment	GA	52	▼	-7.1%	-4
	Admin License	AL	13	▲	+30.0%	+3
	Unlawful Detainer	UD	10	▼	-41.2%	-7
	Impoundment	IM	9	▲	+28.6%	+2
	Other	OT	8	▲	+60.0%	+3
	Preliminary Protective Order	PP	8	▲	+300.0%	+6
	Protective Order	PO	6	▲	+100.0%	+3
	Abstract	AJ	1	↔		-
	Detinue	DT	1	▲	-	+1
	Motion for Judgment	MJ	1	▼	-75.0%	-3
	Tenants Assertion	TA	1	▲	-	+1
	Petition-Restore Arms	PR	0	▼	-100.0%	-1
	Zoning Violation	ZO	0	▼	-100.0%	-15
	<b>Total</b>			<b>259</b>	<b>▲</b>	<b>35.6%</b>
<b>Civil Commitments</b>	Temporary Detention Order	TD	2	▼	-75.0%	-6
	Emergency Custody Order	EC	1	▼	-50.0%	-1
	Other	OT	0	▼	-100.0%	-2
<b>Total</b>			<b>3</b>	<b>▼</b>	<b>-75.0%</b>	<b>-9</b>
<b>GRAND TOTAL</b>			<b>1,328</b>	<b>▲</b>	<b>33.5%</b>	<b>+333</b>

Dispositions by Major Case Category\*\*

Category	Summary	Change	% Change	Absolute Change
Felony	58	▲	+286.7%	+43
Garnishment	52	▼	-7.1%	-4
General Civil	152	▲	+102.7%	+77
Infraction/Civil Violation	741	▲	+39.8%	+211
Involuntary Civil Commitments	0	▼	-100.0%	-2
Landlord /Tenant	11	▲	-35.3%	-6
Misdemeanor	225	▼	+6.1%	+13
Other	75	▼	-9.6%	-8
Protective Orders	14	▲	+180.0%	+9
<b>GRAND TOTAL</b>	<b>1,328</b>	<b>▲</b>	<b>33.5%</b>	<b>+333</b>

\* Compared to same time period as previous year  
 4/11/2024 12:29:37PM

\*\* Case Type Categories are defined in the 2017 Virginia Judicial Workload Assessment  
 Source: SCV-SQL-Information



2024 Overall GRAND TOTAL		Distribution of Caseload			Change*		Percentage (%) of Caseload		
<b>20,283</b>	-2,398 -10.6%	<b>Criminal</b>	2,951	15%	-7.2% ▼	-228	<b>Criminal</b>	2023 14.0%	2024 14.5%
2024		<b>Traffic</b>	8,181	40%	-27.6% ▼	-3,125	<b>Traffic</b>	49.8%	40.3%
2023		<b>Civil</b>	9,030	45%	12.0% ▲	+969	<b>Civil</b>	35.5%	44.5%
		<b>Civil Commitments</b>	121	1%	-10.4% ▼	-14	<b>Civil Commitments</b>	0.6%	0.6%
		<b>GRAND TOTAL</b>	<b>20,283</b>	100%	-10.6% ▼	-2,398	<b>GRAND TOTAL</b>	100%	100%

**Dispositions by Division & Code**

Division	Case Type Description	Code	Summary	Change	% Change	Absolute Change
<b>Criminal</b>	Misdemeanor	M	1,481	▼	-2.4%	-36
	Felony	F	861	▼	-15.1%	-153
	Capias	CA	431	▼	-8.7%	-41
	Show Cause	SC	147	▲	+21.5%	+26
	Civil Violation	CV	25	▼	-51.0%	-26
	Motion	MO	5	▲	+25.0%	+1
	Restricted Operators License	RL	1	▲	-	+1
	<b>Total</b>			<b>2,951</b>	▼	<b>-7.2%</b>
<b>Traffic</b>	Infraction	I	4,508	▼	-32.8%	-2,205
	Misdemeanor	M	2,959	▼	-21.2%	-797
	Capias	CA	305	▼	-23.6%	-94
	Show Cause	SC	196	▲	+0.5%	+1
	Felony	F	96	▲	+4.3%	+4
	Motion	MO	53	▼	-17.2%	-11
	Civil Violation	CV	43	▼	-34.8%	-23
	Restricted Operators License	RL	21	▲	+5.0%	+1
	Other	O	0	▼	-100.0%	-1
<b>Total</b>			<b>8,181</b>	▼	<b>-27.6%</b>	<b>-3,125</b>
<b>Civil</b>	Warrant in Debt	WD	3,719	▲	+37.1%	+1,006
	Garnishment	GA	2,205	▼	-3.5%	-79
	Unlawful Detainer	UD	2,112	▲	+6.7%	+133
	Other	OT	231	▲	-2.9%	-7
	Admin License	AL	138	▼	-30.3%	-60
	Preliminary Protective Order	PP	124	▼	-6.1%	-8
	Protective Order	PO	124	▲	+6.9%	+8
	Show Cause	SC	110	▲	+13.4%	+13
	Abstract	AJ	63	▼	-19.2%	-15
	Motion for Judgment	MJ	56	▼	-1.8%	-1
	Interrogatory	IN	43	▲	+34.4%	+11
	Bond Forfeiture	BF	30	▼	-41.2%	-21
	Impoundment	IM	23	▲	+43.8%	+7
	Detinue	DT	19	▼	-42.4%	-14
	Interrogatory-Not	IC	13	▲	+44.4%	+4
	Counter Claim	CC	7	▼	-12.5%	-1
	Tenants Assertion	TA	5	↔	-	-
	Capias	CA	4	▼	-60.0%	-6
	Petition-Restore Arms	PR	2	▼	-60.0%	-3
	Petition to Require Blood Test	BT	1	▲	-	+1
Third Party Claim	TH	1	▲	-	+1	
<b>Total</b>			<b>9,030</b>	▲	<b>12.0%</b>	<b>+969</b>
<b>Civil Commitments</b>	Temporary Detention Order	TD	90	▲	+8.4%	+7
	Emergency Custody Order	EC	28	▼	-44.0%	-22
	Mental Commitment	MC	2	▲	-	+2
	Medical Emergency Temporary Detention Order	MT	1	▲	-	+1
	Medical Emergency Custody Order	ME	0	▼	-100.0%	-2
<b>Total</b>			<b>121</b>	▼	<b>-10.4%</b>	<b>-14</b>
<b>GRAND TOTAL</b>			<b>20,283</b>	▼	-10.6%	-2,398

\* Compared to same time period as previous year  
 4/11/2024 12:29:37PM

\*\* Case Type Categories are defined in the 2017 Virginia Judicial Workload Assessment  
 Source: SCV-SQL-Information

**Dispositions by Major Case Category\*\***

Category	Summary	Change	% Change	Absolute Change
Felony	957	▼	-13.5%	-149
Garnishment	2,248	▲	-2.9%	-68
General Civil	3,870	▲	+35.8%	+1,021
Infraction/Civil Violation	4,576	▼	-33.0%	-2,255
Landlord /Tenant	2,117	▲	+6.7%	+133
Misdemeanor	4,462	▲	-15.7%	-831
Other	1,805	▲	-12.1%	-249
Protective Orders	248	▲		0
<b>GRAND TOTAL</b>	<b>20,283</b>	▼	-10.6%	-2,398

\* Compared to same time period as previous year  
 4/11/2024 12:29:37PM

\*\* Case Type Categories are defined in the 2017 Virginia Judicial Workload Assessment  
 Source: SCV-SQL-Information



2024 Overall GRAND TOTAL		Distribution of Caseload			Change*		Percentage (%) of Caseload		
<b>2,124</b>	-333 -13.6%	<b>Criminal</b>	638	30%	10.4% ▲	+60	<b>Criminal</b>	2023 23.5%	2024 30.0%
2024		<b>Traffic</b>	860	40%	-28.6% ▼	-344	<b>Traffic</b>	49.0%	40.5%
2023		<b>Civil</b>	608	29%	-8.4% ▼	-56	<b>Civil</b>	27.0%	28.6%
		<b>Civil Commitments</b>	18	1%	63.6% ▲	+7	<b>Civil Commitments</b>	0.4%	0.8%
		<b>GRAND TOTAL</b>	<b>2,124</b>	100%	-13.6% ▼	-333	<b>GRAND TOTAL</b>	100%	100%

Dispositions by Division & Code

Division	Case Type Description	Code	Summary	Change	% Change	Absolute Change
<b>Criminal</b>	Misdemeanor	M	315	▼	-4.3%	-14
	Felony	F	163	▲	+44.2%	+50
	Capias	CA	110	▲	+14.6%	+14
	Show Cause	SC	35	▲	+25.0%	+7
	Civil Violation	CV	15	▲	+25.0%	+3
	<b>Total</b>			<b>638</b>	<b>▲</b>	<b>10.4%</b>
<b>Traffic</b>	Infraction	I	564	▼	-37.4%	-337
	Misdemeanor	M	251	▼	-10.7%	-30
	Capias	CA	28	▲	+75.0%	+12
	Show Cause	SC	9	▲	+125.0%	+5
	Felony	F	7	▲	+600.0%	+6
	Other	O	1	↔		-
	<b>Total</b>			<b>860</b>	<b>▼</b>	<b>-28.6%</b>
<b>Civil</b>	Warrant in Debt	WD	233	▼	-10.7%	-28
	Garnishment	GA	170	▼	-6.6%	-12
	Unlawful Detainer	UD	146	▲	+9.8%	+13
	Other	OT	16	▲	-15.8%	-3
	Admin License	AL	10	▼	-37.5%	-6
	Motion for Judgment	MJ	8	▲	+166.7%	+5
	Bond Forfeiture	BF	6	▲	+20.0%	+1
	Preliminary Protective Order	PP	6	▼	-33.3%	-3
	Impoundment	IM	3	↔		-
	Abstract	AJ	2	▼	-80.0%	-8
	Interrogatory	IN	2	▲	-	+2
	Protective Order	PO	2	▼	-75.0%	-6
	Show Cause	SC	2	▼	-60.0%	-3
	Detinue	DT	1	▼	-90.0%	-9
	Tenants Assertion	TA	1	▲	-	+1
	<b>Total</b>			<b>608</b>	<b>▼</b>	<b>-8.4%</b>
<b>Civil Commitments</b>	Temporary Detention Order	TD	11	▲	+83.3%	+5
	Emergency Custody Order	EC	7	▲	+40.0%	+2
	<b>Total</b>			<b>18</b>	<b>▲</b>	<b>63.6%</b>
<b>GRAND TOTAL</b>			<b>2,124</b>	<b>▼</b>	<b>-13.6%</b>	<b>-333</b>

Dispositions by Major Case Category\*\*

Category	Summary	Change	% Change	Absolute Change
Felony	170	▲	+49.1%	+56
Garnishment	172	▲	-5.5%	-10
General Civil	243	▲	-11.3%	-31
Infraction/Civil Violation	580	▼	-36.5%	-334
Landlord /Tenant	147	▲	+10.5%	+14
Misdemeanor	566	▼	-7.2%	-44
Other	238	▲	+11.7%	+25
Protective Orders	8	▼	-52.9%	-9
<b>GRAND TOTAL</b>	<b>2,124</b>	<b>▼</b>	<b>-13.6%</b>	<b>-333</b>

\* Compared to same time period as previous year  
 4/11/2024 12:29:37PM

\*\* Case Type Categories are defined in the 2017 Virginia Judicial Workload Assessment  
 Source: SCV-SQL-Information

2024 Overall GRAND TOTAL		Distribution of Caseload			Change*		Percentage (%) of Caseload		
<b>24,064</b>	+6,081 33.8%	<b>Criminal</b>	2,484	10%	-2.6% ▼	-67	<b>Criminal</b>	2023 14.2%	2024 10.3%
2024	↑	<b>Traffic</b>	9,272	39%	90.5% ▲	+4,405	<b>Traffic</b>	27.1%	38.5%
2023		<b>Civil</b>	11,514	48%	16.3% ▲	+1,610	<b>Civil</b>	55.1%	47.8%
		<b>Civil Commitments</b>	794	3%	20.1% ▲	+133	<b>Civil Commitments</b>	3.7%	3.3%
		<b>GRAND TOTAL</b>	<b>24,064</b>	100%	33.8% ▲	+6,081	<b>GRAND TOTAL</b>	100%	100%

**Dispositions by Division & Code**

Division	Case Type Description	Code	Summary	Change	% Change	Absolute Change
<b>Criminal</b>	Misdemeanor	M	1,414	▼	-0.9%	-13
	Felony	F	638	▼	-7.3%	-50
	Capias	CA	330	▼	+22.2%	+60
	Show Cause	SC	73	▼	-8.8%	-7
	Civil Violation	CV	29	▼	-66.3%	-57
	<b>Total</b>			<b>2,484</b>	▼	<b>-2.6%</b>
<b>Traffic</b>	Infraction	I	7,219	▲	+138.4%	+4,191
	Misdemeanor	M	1,766	▼	+20.5%	+301
	Other	O	120	▼	-51.2%	-126
	Capias	CA	66	▼	+3.1%	+2
	Felony	F	46	▲	+84.0%	+21
	Show Cause	SC	39	▲	+50.0%	+13
	Restricted Operators License	RL	16	▲	+23.1%	+3
	<b>Total</b>			<b>9,272</b>	▲	<b>90.5%</b>
<b>Civil</b>	Warrant in Debt	WD	3,698	▼	+32.1%	+899
	Unlawful Detainer	UD	3,584	▲	+2.0%	+71
	Garnishment	GA	3,173	▲	+21.7%	+566
	Other	OT	342	▲	-6.8%	-25
	Motion for Judgment	MJ	149	▼	+2.8%	+4
	Preliminary Protective Order	PP	145	▲	+25.0%	+29
	Show Cause	SC	126	▲	+9.6%	+11
	Detinue	DT	98	▲	+32.4%	+24
	Interrogatory	IN	56	▲	+166.7%	+35
	Protective Order	PO	43	▲	+95.5%	+21
	Abstract	AJ	38	▼	-24.0%	-12
	Tenants Assertion	TA	23	▼	-30.3%	-10
	Counter Claim	CC	15	▲	+150.0%	+9
	Admin License	AL	7	▼	-68.2%	-15
	Capias	CA	6	▲	+50.0%	+2
	Petition-Restore Arms	PR	5	▲	+25.0%	+1
	Impoundment	IM	3	▲	-	+3
	Cross Claim	CR	1	▲	-	+1
	Mechanic's Lien	ML	1	▲	-	+1
	Third Party Claim	TH	1	▲	-	+1
	Bond Forfeiture	BF	0	▼	-100.0%	-2
	Interrogatory-Not	IC	0	▼	-100.0%	-2
	Restricted Operators License	RL	0	▼	-100.0%	-2
<b>Total</b>			<b>11,514</b>	▲	<b>16.3%</b>	<b>+1,610</b>
<b>Civil Commitments</b>	Mental Commitment	MC	429	▲	+19.8%	+71
	Temporary Detention Order	TD	323	▲	+21.4%	+57
	Emergency Custody Order	EC	42	▲	+13.5%	+5
	<b>Total</b>			<b>794</b>	▲	<b>20.1%</b>
<b>GRAND TOTAL</b>			<b>24,064</b>	▲	<b>33.8%</b>	<b>+6,081</b>

**Dispositions by Major Case Category\*\***

Category	Summary	Change	% Change	Absolute Change
Felony	684	▼	-4.1%	-29
Garnishment	3,229	▲	+22.9%	+601

\* Compared to same time period as previous year  
 4/11/2024 12:29:37PM

\*\* Case Type Categories are defined in the 2017 Virginia Judicial Workload Assessment  
 Source: SCV-SQL-Information

**CPSS - GCMS CASELOAD STATISTICS OF THE GENERAL DISTRICT COURTS**  
 January 2024 thru March 2024 Dispositions (Compared to January 2023 thru March 2023)

**Richmond**

District: 13 FIPS: 760

General Civil	4,118	▲	+27.7%	+894
Infraction/Civil Violation	7,368	▲	+119.3%	+4,008
Landlord /Tenant	3,607	▲	+1.7%	+61
Misdemeanor	3,196	▼	+9.9%	+289
Other	1,674	▲	+14.1%	+207
Protective Orders	188	▲	+36.2%	+50
<b>GRAND TOTAL</b>	<b>24,064</b>	▲	33.8%	+6,081

\* Compared to same time period as previous year  
 4/11/2024 12:29:37PM

\*\* Case Type Categories are defined in the 2017 Virginia Judicial Workload Assessment  
 Source: SCV-SQL-Information

2024 Overall GRAND TOTAL		Distribution of Caseload			Change*		Percentage (%) of Caseload		
<b>27,795</b>	+1,873 7.2%	<b>Criminal</b>	3,412	12%	4.2% ▲	+137	<b>Criminal</b>	2023 12.6%	2024 12.3%
2024		<b>Traffic</b>	14,102	51%	5.9% ▲	+780	<b>Traffic</b>	51.4%	50.7%
2023		<b>Civil</b>	10,003	36%	10.8% ▲	+974	<b>Civil</b>	34.8%	36.0%
		<b>Civil Commitments</b>	278	1%	-6.1% ▼	-18	<b>Civil Commitments</b>	1.1%	1.0%
		<b>GRAND TOTAL</b>	<b>27,795</b>	100%	7.2% ▲	+1,873	<b>GRAND TOTAL</b>	100%	100%

**Dispositions by Division & Code**

Division	Case Type Description	Code	Summary	Change	% Change	Absolute Change
<b>Criminal</b>	Misdemeanor	M	1,762	▲	+5.8%	+97
	Felony	F	888	▼	-10.0%	-99
	Capias	CA	565	▲	+31.1%	+134
	Show Cause	SC	151	▲	+0.7%	+1
	Civil Violation	CV	46	▲	+9.5%	+4
	<b>Total</b>			<b>3,412</b>	▲	<b>4.2%</b>
<b>Traffic</b>	Infraction	I	10,781	▲	+4.2%	+433
	Misdemeanor	M	3,099	▲	+11.7%	+324
	Capias	CA	125	▲	+17.9%	+19
	Show Cause	SC	40	▲	+2.6%	+1
	Felony	F	37	▲	+5.7%	+2
	Restricted Operators License	RL	20	▲	+11.1%	+2
	Civil Violation	CV	0	▼	-100.0%	-1
<b>Total</b>			<b>14,102</b>	▲	<b>5.9%</b>	<b>+780</b>
<b>Civil</b>	Warrant in Debt	WD	3,817	▲	+21.4%	+673
	Unlawful Detainer	UD	2,912	▲	+7.4%	+200
	Garnishment	GA	2,508	▲	+3.4%	+83
	Admin License	AL	125	▲	+9.6%	+11
	Preliminary Protective Order	PP	116	▲	+68.1%	+47
	Other	OT	89	▲	+3.5%	+3
	Protective Order	PO	89	▲	+18.7%	+14
	Abstract	AJ	75	▼	-41.4%	-53
	Motion for Judgment	MJ	71	▲	+10.9%	+7
	Detinue	DT	56	▲	+1.8%	+1
	Interrogatory	IN	33	▲	+32.0%	+8
	Show Cause	SC	33	▼	-25.0%	-11
	Impoundment	IM	19	▲	+46.2%	+6
	Bond Forfeiture	BF	13	▼	-38.1%	-8
	Tenants Assertion	TA	13	▼	-18.8%	-3
	Overweight	OC	11	▲	+175.0%	+7
	Interrogatory-Not	IC	9	▲	+28.6%	+2
	Counter Claim	CC	8	▼	-46.7%	-7
	Restricted Operators License	RL	2	▲	+100.0%	+1
	Capias	CA	1	▼	-50.0%	-1
	Cross Claim	CR	1	▲	-	+1
	Emergency Substantial Risk Order	SR	1	▲	-	+1
	Petition-Restore Arms	PR	1	▼	-87.5%	-7
	Third Party Claim	TH	0	▼	-100.0%	-1
<b>Total</b>			<b>10,003</b>	▲	<b>10.8%</b>	<b>+974</b>
<b>Civil Commitments</b>	Temporary Detention Order	TD	153	▲	+5.5%	+8
	Mental Commitment	MC	103	▼	-12.0%	-14
	Emergency Custody Order	EC	17	↔	-	-
	Other	OT	3	▼	-80.0%	-12
	Medical Emergency Temporary Detention Order	MT	2	↔	-	-
<b>Total</b>			<b>278</b>	▼	<b>-6.1%</b>	<b>-18</b>
<b>GRAND TOTAL</b>			<b>27,795</b>	▲	7.2%	+1,873

\* Compared to same time period as previous year  
 4/11/2024 12:29:37PM

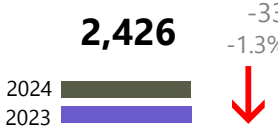
\*\* Case Type Categories are defined in the 2017 Virginia Judicial Workload Assessment  
 Source: SCV-SQL-Information

**Dispositions by Major Case Category\*\***

Category	Summary	Change	% Change	Absolute Change
Felony	925	▼	-9.5%	-97
Garnishment	2,541	▲	+3.7%	+91
General Civil	3,960	▼	+20.5%	+674
Infraction/Civil Violation	10,838	▲	+4.3%	+443
Involuntary Civil Commitments	3	▼	-80.0%	-12
Landlord /Tenant	2,925	▼	+7.2%	+197
Misdemeanor	4,883	▲	+9.5%	+424
New to Workload Study	1	▲	-	+1
Other	1,514	▲	+6.4%	+91
Protective Orders	205	▲	+42.4%	+61
<b>GRAND TOTAL</b>	<b>27,795</b>	▲	7.2%	+1,873

\* Compared to same time period as previous year  
 4/11/2024 12:29:37PM

\*\* Case Type Categories are defined in the 2017 Virginia Judicial Workload Assessment  
 Source: SCV-SQL-Information

2024 Overall GRAND TOTAL		Distribution of Caseload			Change*		Percentage (%) of Caseload		
<b>2,426</b>	-33 -1.3%	<b>Criminal</b>	344	14%	59.3% ▲	+128	<b>Criminal</b>	2023 8.8%	2024 14.2%
		<b>Traffic</b>	1,661	68%	-8.0% ▼	-145	<b>Traffic</b>	73.4%	68.5%
		<b>Civil</b>	402	17%	-0.7% ▼	-3	<b>Civil</b>	16.5%	16.6%
		<b>Civil Commitments</b>	19	1%	-40.6% ▼	-13	<b>Civil Commitments</b>	1.3%	0.8%
		<b>GRAND TOTAL</b>	<b>2,426</b>	100%	-1.3% ▼	-33	<b>GRAND TOTAL</b>	100%	100%

**Dispositions by Division & Code**

Division	Case Type Description	Code	Summary	Change	% Change	Absolute Change
<b>Criminal</b>	Misdemeanor	M	212	▲	+48.3%	+69
	Felony	F	74	▲	+57.4%	+27
	Capias	CA	39	▲	+200.0%	+26
	Show Cause	SC	10	▲	+42.9%	+3
	Civil Violation	CV	9	▲	+50.0%	+3
	<b>Total</b>			<b>344</b>	▲	<b>59.3%</b>
<b>Traffic</b>	Infraction	I	1,337	▼	-11.9%	-180
	Misdemeanor	M	296	▲	+10.0%	+27
	Capias	CA	19	▲	+46.2%	+6
	Felony	F	5	▲	+150.0%	+3
	Show Cause	SC	4	▼	-20.0%	-1
	<b>Total</b>			<b>1,661</b>	▼	<b>-8.0%</b>
<b>Civil</b>	Warrant in Debt	WD	191	▼	-1.5%	-3
	Garnishment	GA	114	▲	+18.8%	+18
	Unlawful Detainer	UD	37	▼	-17.8%	-8
	Other	OT	16	▲	-23.8%	-5
	Admin License	AL	8	▼	-11.1%	-1
	Preliminary Protective Order	PP	8	▼	-42.9%	-6
	Abstract	AJ	6	▲	+50.0%	+2
	Interrogatory	IN	6	▲	+50.0%	+2
	Protective Order	PO	6	↔		-
	Show Cause	SC	5	↔		-
	Detinue	DT	4	▲	+100.0%	+2
	Capias	CA	1	▲	-	+1
	Counter Claim	CC	0	▼	-100.0%	-1
	Impoundment	IM	0	▼	-100.0%	-3
	Overweight	OC	0	▼	-100.0%	-1
<b>Total</b>			<b>402</b>	▼	<b>-0.7%</b>	<b>-3</b>
<b>Civil Commitments</b>	Temporary Detention Order	TD	15	▼	-28.6%	-6
	Emergency Custody Order	EC	4	▼	-63.6%	-7
	<b>Total</b>			<b>19</b>	▼	<b>-40.6%</b>
<b>GRAND TOTAL</b>			<b>2,426</b>	▼	-1.3%	-33

**Dispositions by Major Case Category\*\***

Category	Summary	Change	% Change	Absolute Change
Felony	79	▲	+61.2%	+30
Garnishment	120	▲	+20.0%	+20
General Civil	196	▲		0
Infraction/Civil Violation	1,346	▼	-11.7%	-178
Landlord /Tenant	37	▼	-17.8%	-8
Misdemeanor	508	▲	+23.3%	+96
Other	126	▲	+11.5%	+13
Protective Orders	14	▼	-30.0%	-6
<b>GRAND TOTAL</b>	<b>2,426</b>	▼	-1.3%	-33

\* Compared to same time period as previous year  
 4/11/2024 12:29:37PM

\*\* Case Type Categories are defined in the 2017 Virginia Judicial Workload Assessment  
 Source: SCV-SQL-Information

2024 Overall GRAND TOTAL		Distribution of Caseload			Change*		Percentage (%) of Caseload			
<b>1,779</b>	+283 18.9%	<b>Criminal</b>	111	6%	-28.8%	▼	-45	<b>Criminal</b>	2023 10.4%	2024 6.2%
2024		<b>Traffic</b>	1,418	80%	31.4%	▲	+339	<b>Traffic</b>	72.1%	79.7%
2023		<b>Civil</b>	244	14%	-5.4%	▲	-14	<b>Civil</b>	17.2%	13.7%
		<b>Civil Commitments</b>	6	0%	100.0%	▲	+3	<b>Civil Commitments</b>	0.2%	0.3%
		<b>GRAND TOTAL</b>	<b>1,779</b>	100%	18.9%	▲	+283	<b>GRAND TOTAL</b>	100%	100%

Dispositions by Division & Code

Division	Case Type Description	Code	Summary	Change	% Change	Absolute Change
<b>Criminal</b>	Misdemeanor	M	96	▼	-1.0%	-1
	Felony	F	6	▼	-86.4%	-38
	Civil Violation	CV	4	▼	-20.0%	-1
	Capias	CA	3	▼	-50.0%	-3
	Show Cause	SC	2	▼	-50.0%	-2
	<b>Total</b>			<b>111</b>	▼	<b>-28.8%</b>
<b>Traffic</b>	Infraction	I	1,233	▲	+33.9%	+312
	Misdemeanor	M	179	▲	+21.8%	+32
	Show Cause	SC	4	▲	+300.0%	+3
	Civil Violation	CV	1	↔		-
	Felony	F	1	▼	-85.7%	-6
	Capias	CA	0	▼	-100.0%	-2
<b>Total</b>			<b>1,418</b>	▲	<b>31.4%</b>	<b>+339</b>
<b>Civil</b>	Warrant in Debt	WD	70	▼	-5.4%	-4
	Garnishment	GA	63	▲	+37.0%	+17
	Detinue	DT	51	▲	+18.6%	+8
	Unlawful Detainer	UD	31	▼	-22.5%	-9
	Other	OT	11	▼	-64.5%	-20
	Impoundment	IM	7	▲	+75.0%	+3
	Admin License	AL	6	▲	+500.0%	+5
	Abstract	AJ	3	▲	-	+3
	Protective Order	PO	1	▼	-66.7%	-2
	Show Cause	SC	1	▼	-93.8%	-15
<b>Total</b>			<b>244</b>	▼	<b>-5.4%</b>	<b>-14</b>
<b>Civil Commitments</b>	Emergency Custody Order	EC	3	▲	+200.0%	+2
	Temporary Detention Order	TD	3	▲	+50.0%	+1
<b>Total</b>			<b>6</b>	▲	<b>100.0%</b>	<b>+3</b>
<b>GRAND TOTAL</b>			<b>1,779</b>	▲	18.9%	+283

Dispositions by Major Case Category\*\*

Category	Summary	Change	% Change	Absolute Change
Felony	7	▼	-86.3%	-44
Garnishment	63	▲	+37.0%	+17
General Civil	123	▼	-10.2%	-14
Infraction/Civil Violation	1,238	▲	+33.5%	+311
Landlord /Tenant	31	▼	-22.5%	-9
Misdemeanor	275	▲	+12.7%	+31
Other	41	▲	-14.6%	-7
Protective Orders	1	▼	-66.7%	-2
<b>GRAND TOTAL</b>	<b>1,779</b>	▲	18.9%	+283

\* Compared to same time period as previous year  
 4/11/2024 12:29:37PM

\*\* Case Type Categories are defined in the 2017 Virginia Judicial Workload Assessment  
 Source: SCV-SQL-Information

2024 Overall GRAND TOTAL		Distribution of Caseload			Change*		Percentage (%) of Caseload		
<b>4,780</b>	+352 7.9%	<b>Criminal</b>	745	16%	1.9% ▲	+14	<b>Criminal</b>	2023 16.5%	2024 15.6%
2024	↑	<b>Traffic</b>	1,961	41%	-3.5% ▼	-72	<b>Traffic</b>	45.9%	41.0%
2023		<b>Civil</b>	1,787	37%	33.4% ▲	+447	<b>Civil</b>	30.3%	37.4%
		<b>Civil Commitments</b>	287	6%	-11.4% ▼	-37	<b>Civil Commitments</b>	7.3%	6.0%
		<b>GRAND TOTAL</b>	<b>4,780</b>	100%	7.9% ▲	+352	<b>GRAND TOTAL</b>	100%	100%

**Dispositions by Division & Code**

Division	Case Type Description	Code	Summary	Change	% Change	Absolute Change
<b>Criminal</b>	Misdemeanor	M	474	▲	+13.4%	+56
	Felony	F	177	▼	-7.8%	-15
	Capias	CA	52	▼	-28.8%	-21
	Show Cause	SC	23	▼	-17.9%	-5
	Civil Violation	CV	19	▼	-5.0%	-1
	<b>Total</b>			<b>745</b>	<b>▲</b>	<b>1.9%</b>
<b>Traffic</b>	Infraction	I	1,546	▼	-6.5%	-107
	Misdemeanor	M	375	▲	+4.7%	+17
	Capias	CA	25	▲	+47.1%	+8
	Felony	F	8	▲	+700.0%	+7
	Show Cause	SC	4	↔	-	-
	Restricted Operators License	RL	3	▲	-	+3
	<b>Total</b>			<b>1,961</b>	<b>▼</b>	<b>-3.5%</b>
<b>Civil</b>	Warrant in Debt	WD	900	▲	+62.5%	+346
	Garnishment	GA	365	▲	+7.0%	+24
	Unlawful Detainer	UD	274	▲	+13.7%	+33
	Admin License	AL	48	▲	+60.0%	+18
	Bond Forfeiture	BF	43	▲	+59.3%	+16
	Other	OT	36	▼	-26.5%	-13
	Show Cause	SC	33	▲	+312.5%	+25
	Impoundment	IM	28	▲	+33.3%	+7
	Preliminary Protective Order	PP	19	▼	-20.8%	-5
	Detinue	DT	14	▼	-17.6%	-3
	Abstract	AJ	13	▼	-7.1%	-1
	Protective Order	PO	8	▼	-20.0%	-2
	Interrogatory	IN	3	↔	-	-
	Capias	CA	2	▲	-	+2
	Counter Claim	CC	1	▲	-	+1
	Motion for Judgment	MJ	0	▼	-100.0%	-1
<b>Total</b>			<b>1,787</b>	<b>▲</b>	<b>33.4%</b>	<b>+447</b>
<b>Civil Commitments</b>	Mental Commitment	MC	172	▼	-11.3%	-22
	Other	OT	44	▲	+18.9%	+7
	Temporary Detention Order	TD	39	▼	-15.2%	-7
	Emergency Custody Order	EC	31	▼	-32.6%	-15
	Medical Emergency Temporary Detention Order	MT	1	▲	-	+1
	Petition	PT	0	▼	-100.0%	-1
<b>Total</b>			<b>287</b>	<b>▼</b>	<b>-11.4%</b>	<b>-37</b>
<b>GRAND TOTAL</b>			<b>4,780</b>	<b>▲</b>	<b>7.9%</b>	<b>+352</b>

**Dispositions by Major Case Category\*\***

Category	Summary	Change	% Change	Absolute Change
Felony	185	▲	-4.1%	-8
Garnishment	368	▲	+7.0%	+24
General Civil	924	▼	+58.2%	+340
Infraction/Civil Violation	1,565	▼	-6.5%	-108
Involuntary Civil Commitments	44	▼	+15.8%	+6
Landlord /Tenant	274	▲	+13.7%	+33
Misdemeanor	852	▲	+9.8%	+76

\* Compared to same time period as previous year  
 4/11/2024 12:29:37PM

\*\* Case Type Categories are defined in the 2017 Virginia Judicial Workload Assessment  
 Source: SCV-SQL-Information



**CPSS - GCMS CASELOAD STATISTICS OF THE GENERAL DISTRICT COURTS**  
January 2024 thru March 2024 Dispositions (Compared to January 2023 thru March 2023)

---

Other	541	▲	-0.7%	-4
Protective Orders	27	▼	-20.6%	-7
<b>GRAND TOTAL</b>	<b>4,780</b>	▲	7.9%	+352

---

\* Compared to same time period as previous year  
4/11/2024 12:29:37PM

\*\* Case Type Categories are defined in the 2017 Virginia Judicial Workload Assessment  
Source: SCV-SQL-Information

2024 Overall GRAND TOTAL		Distribution of Caseload			Change*		Percentage (%) of Caseload		
<b>6,316</b>	+1,215 23.8%	<b>Criminal</b>	1,013	16%	31.4% ▲	+242	<b>Criminal</b>	2023 15.1%	2024 16.0%
2024		<b>Traffic</b>	3,800	60%	26.0% ▲	+785	<b>Traffic</b>	59.1%	60.2%
2023		<b>Civil</b>	1,478	23%	14.9% ▲	+192	<b>Civil</b>	25.2%	23.4%
		<b>Civil Commitments</b>	25	0%	-13.8% ▼	-4	<b>Civil Commitments</b>	0.6%	0.4%
		<b>GRAND TOTAL</b>	<b>6,316</b>	100%	23.8% ▲	+1,215	<b>GRAND TOTAL</b>	100%	100%

**Dispositions by Division & Code**

Division	Case Type Description	Code	Summary	Change	% Change	Absolute Change
<b>Criminal</b>	Misdemeanor	M	571	▲	+39.3%	+161
	Felony	F	277	▲	+12.1%	+30
	Capias	CA	104	▲	+50.7%	+35
	Show Cause	SC	35	▲	+16.7%	+5
	Civil Violation	CV	26	▲	+73.3%	+11
	<b>Total</b>			<b>1,013</b>	<b>▲</b>	<b>31.4%</b>
<b>Traffic</b>	Infraction	I	2,397	▲	+21.9%	+431
	Misdemeanor	M	1,324	▲	+36.8%	+356
	Capias	CA	51	▲	+34.2%	+13
	Felony	F	15	▼	-28.6%	-6
	Show Cause	SC	8	↔	-	-
	Restricted Operators License	RL	5	▼	-61.5%	-8
	Civil Violation	CV	0	▼	-100.0%	-1
	<b>Total</b>			<b>3,800</b>	<b>▲</b>	<b>26.0%</b>
<b>Civil</b>	Warrant in Debt	WD	678	▲	+42.1%	+201
	Garnishment	GA	395	▼	-17.5%	-84
	Unlawful Detainer	UD	145	▲	+20.8%	+25
	Other	OT	41	▲	+57.7%	+15
	Admin License	AL	40	▲	+37.9%	+11
	Preliminary Protective Order	PP	36	▲	+71.4%	+15
	Show Cause	SC	35	▲	+9.4%	+3
	Bond Forfeiture	BF	33	▼	-15.4%	-6
	Impoundment	IM	20	▲	+42.9%	+6
	Protective Order	PO	19	▼	-17.4%	-4
	Abstract	AJ	13	▲	+44.4%	+4
	Motion for Judgment	MJ	9	▲	+28.6%	+2
	Interrogatory	IN	7	▲	+40.0%	+2
	Detinue	DT	5	↔	-	-
	Tenants Assertion	TA	2	▲	-	+2
<b>Total</b>			<b>1,478</b>	<b>▲</b>	<b>14.9%</b>	<b>+192</b>
<b>Civil Commitments</b>	Temporary Detention Order	TD	16	▼	-27.3%	-6
	Emergency Custody Order	EC	6	▼	-14.3%	-1
	Mental Commitment	MC	3	▲	-	+3
<b>Total</b>			<b>25</b>	<b>▼</b>	<b>-13.8%</b>	<b>-4</b>
<b>GRAND TOTAL</b>			<b>6,316</b>	<b>▲</b>	<b>23.8%</b>	<b>+1,215</b>

**Dispositions by Major Case Category\*\***

Category	Summary	Change	% Change	Absolute Change
Felony	292	▼	+9.0%	+24
Garnishment	402	▲	-16.9%	-82
General Civil	699	▲	+41.8%	+206
Infraction/Civil Violation	2,423	▼	+22.3%	+441
Landlord /Tenant	147	▲	+22.5%	+27
Misdemeanor	1,900	▲	+36.6%	+509
Other	398	▲	+24.8%	+79
Protective Orders	55	▲	+25.0%	+11
<b>GRAND TOTAL</b>	<b>6,316</b>	<b>▲</b>	<b>23.8%</b>	<b>+1,215</b>

\* Compared to same time period as previous year  
 4/11/2024 12:29:37PM

\*\* Case Type Categories are defined in the 2017 Virginia Judicial Workload Assessment  
 Source: SCV-SQL-Information



2024 Overall GRAND TOTAL		Distribution of Caseload			Change*		Percentage (%) of Caseload		
<b>1,866</b>	-626 -25.1%	<b>Criminal</b>	268	14%	6.3% ▲	+16	<b>Criminal</b>	2023 10.1%	2024 14.4%
2024		<b>Traffic</b>	1,298	70%	-33.2% ▼	-646	<b>Traffic</b>	78.0%	69.6%
2023		<b>Civil</b>	291	16%	4.7% ▲	+13	<b>Civil</b>	11.2%	15.6%
		<b>Civil Commitments</b>	9	0%	-50.0% ▼	-9	<b>Civil Commitments</b>	0.7%	0.5%
		<b>GRAND TOTAL</b>	<b>1,866</b>	100%	-25.1% ▼	-626	<b>GRAND TOTAL</b>	100%	100%

Dispositions by Division & Code

Division	Case Type Description	Code	Summary	Change	% Change	Absolute Change
<b>Criminal</b>	Misdemeanor	M	154	▼	-5.5%	-9
	Felony	F	53	▲	+26.2%	+11
	Civil Violation	CV	24	▲	+4.3%	+1
	Capias	CA	21	▲	+50.0%	+7
	Show Cause	SC	16	▲	+60.0%	+6
	<b>Total</b>			<b>268</b>	<b>▲</b>	<b>6.3%</b>
<b>Traffic</b>	Infraction	I	1,037	▼	-37.6%	-624
	Misdemeanor	M	234	▼	-12.7%	-34
	Capias	CA	14	▲	+55.6%	+5
	Felony	F	11	▲	+120.0%	+6
	Restricted Operators License	RL	1	▲	-	+1
	Show Cause	SC	1	↔	-	-
<b>Total</b>			<b>1,298</b>	<b>▼</b>	<b>-33.2%</b>	<b>-646</b>
<b>Civil</b>	Warrant in Debt	WD	107	▼	-3.6%	-4
	Garnishment	GA	58	▼	-15.9%	-11
	Unlawful Detainer	UD	54	▲	+50.0%	+18
	Admin License	AL	24	▲	+14.3%	+3
	Overweight	OC	10	▲	+233.3%	+7
	Other	OT	7	▼	-50.0%	-7
	Impoundment	IM	5	▲	+25.0%	+1
	Preliminary Protective Order	PP	5	▼	-28.6%	-2
	Protective Order	PO	5	▲	+66.7%	+2
	Show Cause	SC	5	▼	-37.5%	-3
	Detinue	DT	3	▲	-	+3
	Motion for Judgment	MJ	3	▲	-	+3
	Interrogatory	IN	2	↔	-	-
	Abstract	AJ	1	▲	-	+1
	Capias	CA	1	▲	-	+1
	Petition-Restore Arms	PR	1	▲	-	+1
<b>Total</b>			<b>291</b>	<b>▲</b>	<b>4.7%</b>	<b>+13</b>
<b>Civil Commitments</b>	Temporary Detention Order	TD	6	▼	-57.1%	-8
	Emergency Custody Order	EC	3	▼	-25.0%	-1
<b>Total</b>			<b>9</b>	<b>▼</b>	<b>-50.0%</b>	<b>-9</b>
<b>GRAND TOTAL</b>			<b>1,866</b>	<b>▼</b>	<b>-25.1%</b>	<b>-626</b>

Dispositions by Major Case Category\*\*

Category	Summary	Change	% Change	Absolute Change
Felony	64	▲	+36.2%	+17
Garnishment	60	▼	-15.5%	-11
General Civil	115	▲	+1.8%	+2
Infraction/Civil Violation	1,071	▲	-36.5%	-616
Landlord /Tenant	54	▲	+50.0%	+18
Misdemeanor	389	▲	-9.7%	-42
Other	103	▲	+6.2%	+6
Protective Orders	10	▲	-	0
<b>GRAND TOTAL</b>	<b>1,866</b>	<b>▼</b>	<b>-25.1%</b>	<b>-626</b>

\* Compared to same time period as previous year  
 4/11/2024 12:29:37PM

\*\* Case Type Categories are defined in the 2017 Virginia Judicial Workload Assessment  
 Source: SCV-SQL-Information



2024 Overall GRAND TOTAL		Distribution of Caseload		Change*		Percentage (%) of Caseload			
<b>671</b>	-87 -11.5%	<b>Criminal</b>	133	20%	16.7% ▲	+19	<b>Criminal</b>	2023 15.0%	2024 19.8%
2024		<b>Traffic</b>	374	56%	-27.5% ▼	-142	<b>Traffic</b>	68.1%	55.7%
2023		<b>Civil</b>	154	23%	43.9% ▲	+47	<b>Civil</b>	14.1%	23.0%
		<b>Civil Commitments</b>	10	1%	-52.4% ▼	-11	<b>Civil Commitments</b>	2.8%	1.5%
		<b>GRAND TOTAL</b>	<b>671</b>	100%	-11.5% ▼	-87	<b>GRAND TOTAL</b>	100%	100%

Dispositions by Division & Code

Division	Case Type Description	Code	Summary	Change	% Change	Absolute Change
<b>Criminal</b>	Misdemeanor	M	98	▲	+18.1%	+15
	Felony	F	17	▼	-10.5%	-2
	Capias	CA	13	▲	+160.0%	+8
	Civil Violation	CV	3	▲	+200.0%	+2
	Show Cause	SC	2	▼	-66.7%	-4
	<b>Total</b>			<b>133</b>	<b>▲</b>	<b>16.7%</b>
<b>Traffic</b>	Infraction	I	308	▼	-30.0%	-132
	Misdemeanor	M	58	▼	-19.4%	-14
	Capias	CA	4	▲	+100.0%	+2
	Show Cause	SC	2	▲	+100.0%	+1
	Felony	F	1	▲	-	+1
	Restricted Operators License	RL	1	↔	-	-
	<b>Total</b>			<b>374</b>	<b>▼</b>	<b>-27.5%</b>
<b>Civil</b>	Warrant in Debt	WD	67	▲	+48.9%	+22
	Garnishment	GA	33	▲	+106.3%	+17
	Unlawful Detainer	UD	21	▲	+23.5%	+4
	Admin License	AL	11	▲	+37.5%	+3
	Detinue	DT	9	▲	-	+9
	Other	OT	5	▼	-58.3%	-7
	Preliminary Protective Order	PP	3	▼	-40.0%	-2
	Interrogatory	IN	2	▲	+100.0%	+1
	Abstract	AJ	1	▲	-	+1
	Capias	CA	1	▲	-	+1
	Impoundment	IM	1	▲	-	+1
	Overweight	OC	0	▼	-100.0%	-1
	Show Cause	SC	0	▼	-100.0%	-1
	Tenants Assertion	TA	0	▼	-100.0%	-1
	<b>Total</b>			<b>154</b>	<b>▲</b>	<b>43.9%</b>
<b>Civil Commitments</b>	Mental Commitment	MC	5	▼	-58.3%	-7
	Temporary Detention Order	TD	3	▼	-50.0%	-3
	Emergency Custody Order	EC	1	↔	-	-
	Other	OT	1	▼	-50.0%	-1
<b>Total</b>			<b>10</b>	<b>▼</b>	<b>-52.4%</b>	<b>-11</b>
<b>GRAND TOTAL</b>			<b>671</b>	<b>▼</b>	<b>-11.5%</b>	<b>-87</b>

Dispositions by Major Case Category\*\*

Category	Summary	Change	% Change	Absolute Change
Felony	18	▲	-5.3%	-1
Garnishment	35	▲	+105.9%	+18
General Civil	77	▲	+67.4%	+31
Infraction/Civil Violation	311	▲	-29.6%	-131
Involuntary Civil Commitments	1	▼	-50.0%	-1
Landlord /Tenant	21	▼	+16.7%	+3
Misdemeanor	157	▼	+0.6%	+1
Other	48	▲	-9.4%	-5
Protective Orders	3	▼	-40.0%	-2

\* Compared to same time period as previous year  
 4/11/2024 12:29:37PM

\*\* Case Type Categories are defined in the 2017 Virginia Judicial Workload Assessment  
 Source: SCV-SQL-Information

**CPSS - GCMS CASELOAD STATISTICS OF THE GENERAL DISTRICT COURTS**

January 2024 thru March 2024 Dispositions (Compared to January 2023 thru March 2023)

**Lancaster**

District: 15 FIPS: 103

***GRAND TOTAL***

**671**



-11.5%

-87

\* Compared to same time period as previous year  
4/11/2024 12:29:37PM

\*\* Case Type Categories are defined in the 2017 Virginia Judicial Workload Assessment  
Source: SCV-SQL-Information

2024 Overall GRAND TOTAL		Distribution of Caseload		Change*		Percentage (%) of Caseload				
<b>483</b>	-46 -8.7%	<b>Criminal</b>	79	16%	-4.8%	▼	-4	<b>Criminal</b>	2023: 15.7%	2024: 16.4%
2024		<b>Traffic</b>	276	57%	-21.4%	▼	-75	<b>Traffic</b>	66.4%	57.1%
2023		<b>Civil</b>	125	26%	31.6%	▲	+30	<b>Civil</b>	18.0%	25.9%
		<b>Civil Commitments</b>	3	1%	-	▲	+3	<b>Civil Commitments</b>	0.0%	0.6%
		<b>GRAND TOTAL</b>	<b>483</b>	100%	-8.7%	▼	-46	<b>GRAND TOTAL</b>	100%	100%

**Dispositions by Division & Code**

Division	Case Type Description	Code	Summary	Change	% Change	Absolute Change
<b>Criminal</b>	Misdemeanor	M	53	▲	+3.9%	+2
	Felony	F	9	▼	-64.0%	-16
	Show Cause	SC	9	▲	+350.0%	+7
	Capias	CA	4	↔	-	-
	Civil Violation	CV	3	▲	+200.0%	+2
	Motion	MO	1	▲	-	+1
	<b>Total</b>			<b>79</b>	▼	<b>-4.8%</b>
<b>Traffic</b>	Infraction	I	195	▼	-34.3%	-102
	Misdemeanor	M	79	▲	+58.0%	+29
	Capias	CA	1	▲	-	+1
	Show Cause	SC	1	↔	-	-
	Felony	F	0	▼	-100.0%	-2
	Restricted Operators License	RL	0	▼	-100.0%	-1
	<b>Total</b>			<b>276</b>	▼	<b>-21.4%</b>
<b>Civil</b>	Warrant in Debt	WD	72	▲	+148.3%	+43
	Garnishment	GA	24	▼	-20.0%	-6
	Unlawful Detainer	UD	9	▼	-40.0%	-6
	Other	OT	6	↔	+50.0%	+2
	Protective Order	PO	4	▲	-	+4
	Bond Forfeiture	BF	2	↔	-	-
	Interrogatory	IN	2	↔	-	-
	Preliminary Protective Order	PP	2	↔	-	-
	Abstract	AJ	1	▼	-66.7%	-2
	Admin License	AL	1	▼	-75.0%	-3
	Impoundment	IM	1	▼	-50.0%	-1
	Show Cause	SC	1	↔	-	-
	Tenants Assertion	TA	0	▼	-100.0%	-1
	<b>Total</b>			<b>125</b>	▲	<b>31.6%</b>
<b>Civil Commitments</b>	Temporary Detention Order	TD	3	▲	-	+3
<b>Total</b>			<b>3</b>	▲	-	<b>+3</b>
<b>GRAND TOTAL</b>			<b>483</b>	▼	<b>-8.7%</b>	<b>-46</b>

**Dispositions by Major Case Category\*\***

Category	Summary	Change	% Change	Absolute Change	
Felony	9	▼	-66.7%	-18	
Garnishment	26	▼	-18.8%	-6	
General Civil	72	▲	+140.0%	+42	
Infraction/Civil Violation	198	▲	-33.6%	-100	
Landlord /Tenant	9	▼	-43.8%	-7	
Misdemeanor	132	▼	+29.4%	+30	
Other	31	▲	+40.9%	+9	
Protective Orders	6	▲	+200.0%	+4	
<b>GRAND TOTAL</b>		<b>483</b>	▼	<b>-8.7%</b>	<b>-46</b>

\* Compared to same time period as previous year  
 4/11/2024 12:29:37PM

\*\* Case Type Categories are defined in the 2017 Virginia Judicial Workload Assessment  
 Source: SCV-SQL-Information



2024 Overall GRAND TOTAL		Distribution of Caseload		Change*		Percentage (%) of Caseload			
<b>547</b>	-115 -17.4%	<b>Criminal</b>	87	16%	-8.4%	-8	<b>Criminal</b>	2023 14.4%	2024 15.9%
2024		<b>Traffic</b>	392	72%	-19.5%	-95	<b>Traffic</b>	73.6%	71.7%
2023		<b>Civil</b>	66	12%	-15.4%	-12	<b>Civil</b>	11.8%	12.1%
		<b>Civil Commitments</b>	2	0%	0.0%	0	<b>Civil Commitments</b>	0.3%	0.4%
		<b>GRAND TOTAL</b>	<b>547</b>	100%	-17.4%	-115	<b>GRAND TOTAL</b>	100%	100%

**Dispositions by Division & Code**

Division	Case Type Description	Code	Summary	Change	% Change	Absolute Change
<b>Criminal</b>	Misdemeanor	M	47	▼	-17.5%	-10
	Felony	F	30	▲	+50.0%	+10
	Capias	CA	7	▼	-30.0%	-3
	Show Cause	SC	2	▼	-60.0%	-3
	Civil Violation	CV	1	▼	-66.7%	-2
	<b>Total</b>			<b>87</b>	▼	<b>-8.4%</b>
<b>Traffic</b>	Infraction	I	331	▼	-21.9%	-93
	Misdemeanor	M	61	↔	-	-
	Civil Violation	CV	0	▼	-100.0%	-1
	Show Cause	SC	0	▼	-100.0%	-1
	<b>Total</b>			<b>392</b>	▼	<b>-19.5%</b>
<b>Civil</b>	Garnishment	GA	19	▼	-9.5%	-2
	Warrant in Debt	WD	18	▼	-40.0%	-12
	Unlawful Detainer	UD	15	▲	+36.4%	+4
	Other	OT	4	▼	-42.9%	-3
	Detinue	DT	3	▲	-	+3
	Admin License	AL	2	▼	-60.0%	-3
	Interrogatory	IN	2	▲	+100.0%	+1
	Preliminary Protective Order	PP	2	↔	-	-
	Impoundment	IM	1	▲	-	+1
	Show Cause	SC	0	▼	-100.0%	-1
	<b>Total</b>			<b>66</b>	▼	<b>-15.4%</b>
<b>Civil Commitments</b>	Temporary Detention Order	TD	2	↔	-	-
	<b>Total</b>			<b>2</b>		<b>0.0%</b>
<b>GRAND TOTAL</b>			<b>547</b>	▼	-17.4%	-115

**Dispositions by Major Case Category\*\***

Category	Summary	Change	% Change	Absolute Change
Felony	30	▲	+50.0%	+10
Garnishment	21	▲	-4.5%	-1
General Civil	21	▲	-32.3%	-10
Infraction/Civil Violation	332	▼	-22.4%	-96
Landlord /Tenant	15	▲	+36.4%	+4
Misdemeanor	108	▼	-8.5%	-10
Other	18	▲	-40.0%	-12
Protective Orders	2	↔	-	0
<b>GRAND TOTAL</b>	<b>547</b>	▼	-17.4%	-115

\* Compared to same time period as previous year  
 4/11/2024 12:29:37PM

\*\* Case Type Categories are defined in the 2017 Virginia Judicial Workload Assessment  
 Source: SCV-SQL-Information

2024 Overall GRAND TOTAL		Distribution of Caseload			Change*		Percentage (%) of Caseload		
<b>6,526</b>	+515 8.6%	<b>Criminal</b>	956	15%	-6.6% ▼	-68	<b>Criminal</b>	2023 17.0%	2024 14.6%
2024		<b>Traffic</b>	3,134	48%	17.9% ▲	+475	<b>Traffic</b>	44.2%	48.0%
2023		<b>Civil</b>	2,333	36%	4.9% ▲	+109	<b>Civil</b>	37.0%	35.7%
		<b>Civil Commitments</b>	103	2%	-1.0% ▼	-1	<b>Civil Commitments</b>	1.7%	1.6%
		<b>GRAND TOTAL</b>	<b>6,526</b>	100%	8.6% ▲	+515	<b>GRAND TOTAL</b>	100%	100%

**Dispositions by Division & Code**

Division	Case Type Description	Code	Summary	Change	% Change	Absolute Change
<b>Criminal</b>	Misdemeanor	M	548	▼	-12.2%	-76
	Felony	F	286	▲	+8.7%	+23
	Capias	CA	87	▼	-10.3%	-10
	Show Cause	SC	19	▲	+11.8%	+2
	Civil Violation	CV	16	▼	-30.4%	-7
	<b>Total</b>			<b>956</b>	▼	<b>-6.6%</b>
<b>Traffic</b>	Infraction	I	2,438	▲	+26.4%	+509
	Misdemeanor	M	674	▼	-4.7%	-33
	Capias	CA	14	▲	+40.0%	+4
	Felony	F	6	▼	-33.3%	-3
	Show Cause	SC	2	▼	-33.3%	-1
	Civil Violation	CV	0	▼	-100.0%	-1
	<b>Total</b>			<b>3,134</b>	▲	<b>17.9%</b>
<b>Civil</b>	Warrant in Debt	WD	1,064	▲	+8.5%	+83
	Garnishment	GA	625	▲	+9.8%	+56
	Unlawful Detainer	UD	368	▲	+8.6%	+29
	Other	OT	45	▲	+21.6%	+8
	Show Cause	SC	38	▲	+72.7%	+16
	Preliminary Protective Order	PP	35	▼	-47.0%	-31
	Interrogatory	IN	30	▲	+114.3%	+16
	Admin License	AL	28	▼	-42.9%	-21
	Detinue	DT	26	▼	-33.3%	-13
	Protective Order	PO	26	▼	-13.3%	-4
	Abstract	AJ	17	▼	-48.5%	-16
	Motion for Judgment	MJ	16	▲	+60.0%	+6
	Bond Forfeiture	BF	4	▲	-	+4
	Impoundment	IM	4	▼	-85.7%	-24
	Capias	CA	2	▲	-	+2
	Counter Claim	CC	2	▼	-33.3%	-1
	Tenants Assertion	TA	2	▼	-33.3%	-1
	Petition-Restore Arms	PR	1	↔	-	-
<b>Total</b>			<b>2,333</b>	▲	<b>4.9%</b>	<b>+109</b>
<b>Civil Commitments</b>	Temporary Detention Order	TD	58	▼	-7.9%	-5
	Emergency Custody Order	EC	24	▲	+41.2%	+7
	Mental Commitment	MC	19	▼	-5.0%	-1
	Other	OT	2	▼	-50.0%	-2
	<b>Total</b>			<b>103</b>	▼	<b>-1.0%</b>
<b>GRAND TOTAL</b>			<b>6,526</b>	▲	8.6%	+515

**Dispositions by Major Case Category\*\***

Category	Summary	Change	% Change	Absolute Change
Felony	292	▼	+7.4%	+20
Garnishment	655	▲	+12.3%	+72
General Civil	1,112	▲	+7.9%	+81
Infraction/Civil Violation	2,454	▼	+25.7%	+501
Involuntary Civil Commitments	2	▼	-50.0%	-2
Landlord /Tenant	370	▼	+8.2%	+28
Misdemeanor	1,222	▼	-8.2%	-109

\* Compared to same time period as previous year  
 4/11/2024 12:29:37PM

\*\* Case Type Categories are defined in the 2017 Virginia Judicial Workload Assessment  
 Source: SCV-SQL-Information

**CPSS - GCMS CASELOAD STATISTICS OF THE GENERAL DISTRICT COURTS**  
January 2024 thru March 2024 Dispositions (Compared to January 2023 thru March 2023)

Other	358	▲	-10.3%	-41
Protective Orders	61	▼	-36.5%	-35
<b>GRAND TOTAL</b>	<b>6,526</b>	▲	8.6%	+515

\* Compared to same time period as previous year  
4/11/2024 12:29:37PM

\*\* Case Type Categories are defined in the 2017 Virginia Judicial Workload Assessment  
Source: SCV-SQL-Information

2024 Overall GRAND TOTAL		Distribution of Caseload			Change*		Percentage (%) of Caseload		
<b>7,085</b>	+618 9.6%	<b>Criminal</b>	1,672	24%	24.7% ▲	+331	<b>Criminal</b>	20.7%	23.6%
2024		<b>Traffic</b>	3,222	45%	0.2% ▲	+6	<b>Traffic</b>	49.7%	45.5%
2023		<b>Civil</b>	2,154	30%	16.1% ▲	+299	<b>Civil</b>	28.7%	30.4%
		<b>Civil Commitments</b>	37	1%	-32.7% ▼	-18	<b>Civil Commitments</b>	0.9%	0.5%
		<b>GRAND TOTAL</b>	<b>7,085</b>	100%	9.6% ▲	+618	<b>GRAND TOTAL</b>	100%	100%

**Dispositions by Division & Code**

Division	Case Type Description	Code	Summary	Change	% Change	Absolute Change
<b>Criminal</b>	Misdemeanor	M	901	▲	+30.6%	+211
	Felony	F	478	▲	+12.5%	+53
	Capias	CA	217	▲	+44.7%	+67
	Show Cause	SC	51	▲	+34.2%	+13
	Civil Violation	CV	25	▼	-34.2%	-13
	<b>Total</b>			<b>1,672</b>	<b>▲</b>	<b>24.7%</b>
<b>Traffic</b>	Infraction	I	2,368	▼	-0.5%	-12
	Misdemeanor	M	791	▲	+3.3%	+25
	Capias	CA	26	▼	-29.7%	-11
	Felony	F	26	▲	+23.8%	+5
	Civil Violation	CV	9	▼	-10.0%	-1
	Show Cause	SC	2	↔		-
<b>Total</b>			<b>3,222</b>	<b>▲</b>	<b>0.2%</b>	<b>+6</b>
<b>Civil</b>	Warrant in Debt	WD	861	▲	+22.6%	+159
	Garnishment	GA	516	▲	+28.7%	+115
	Unlawful Detainer	UD	365	▲	+12.7%	+41
	Show Cause	SC	65	▼	-8.5%	-6
	Other	OT	62	▲	+3.3%	+2
	Impoundment	IM	60	▼	-14.3%	-10
	Admin License	AL	53	▼	-35.4%	-29
	Preliminary Protective Order	PP	42	▲	+61.5%	+16
	Bond Forfeiture	BF	28	▲	+115.4%	+15
	Interrogatory	IN	25	▼	-37.5%	-15
	Motion for Judgment	MJ	25	▲	+257.1%	+18
	Abstract	AJ	24	▼	-35.1%	-13
	Protective Order	PO	14	▲	+40.0%	+4
	Tenants Assertion	TA	5	▲	+150.0%	+3
	Detinue	DT	4	▼	-20.0%	-1
	Counter Claim	CC	3	▲	+200.0%	+2
	Restricted Operators License	RL	1	▲	-	+1
	Zoning Violation	ZO	1	▲	-	+1
	Capias	CA	0	▼	-100.0%	-4
<b>Total</b>			<b>2,154</b>	<b>▲</b>	<b>16.1%</b>	<b>+299</b>
<b>Civil Commitments</b>	Temporary Detention Order	TD	19	▼	-32.1%	-9
	Emergency Custody Order	EC	18	▼	-30.8%	-8
	Medical Emergency Temporary Detention Order	MT	0	▼	-100.0%	-1
	<b>Total</b>			<b>37</b>	<b>▼</b>	<b>-32.7%</b>
<b>GRAND TOTAL</b>			<b>7,085</b>	<b>▲</b>	<b>9.6%</b>	<b>+618</b>

**Dispositions by Major Case Category\*\***

Category	Summary	Change	% Change	Absolute Change
Felony	504	▲	+13.0%	+58
Garnishment	541	▼	+22.7%	+100
General Civil	913	▲	+25.2%	+184
Infraction/Civil Violation	2,402	▼	-1.1%	-26
Landlord /Tenant	370	▲	+13.5%	+44
Misdemeanor	1,694	▲	+16.3%	+238
Other	605	▼		0

\* Compared to same time period as previous year  
 4/11/2024 12:29:37PM

\*\* Case Type Categories are defined in the 2017 Virginia Judicial Workload Assessment  
 Source: SCV-SQL-Information

**CPSS - GCMS CASELOAD STATISTICS OF THE GENERAL DISTRICT COURTS**  
January 2024 thru March 2024 Dispositions (Compared to January 2023 thru March 2023)

**Stafford**

District: 15 FIPS: 179

---

Protective Orders	56	▲	+55.6%	+20
<b>GRAND TOTAL</b>	<b>7,085</b>	▲	9.6%	+618

---

\* Compared to same time period as previous year  
4/11/2024 12:29:37PM

\*\* Case Type Categories are defined in the 2017 Virginia Judicial Workload Assessment  
Source: SCV-SQL-Information

2024 Overall GRAND TOTAL		Distribution of Caseload			Change*		Percentage (%) of Caseload		
<b>1,171</b>	-134 -10.3%	<b>Criminal</b>	147	13%	10.5% ▲	+14	<b>Criminal</b>	2023 10.2%	2024 12.6%
2024		<b>Traffic</b>	754	64%	-23.6% ▼	-233	<b>Traffic</b>	75.6%	64.4%
2023		<b>Civil</b>	258	22%	48.3% ▲	+84	<b>Civil</b>	13.3%	22.0%
		<b>Civil Commitments</b>	12	1%	9.1% ▲	+1	<b>Civil Commitments</b>	0.8%	1.0%
		<b>GRAND TOTAL</b>	<b>1,171</b>	100%	-10.3% ▼	-134	<b>GRAND TOTAL</b>	100%	100%

**Dispositions by Division & Code**

Division	Case Type Description	Code	Summary	Change	% Change	Absolute Change	
<b>Criminal</b>	Misdemeanor	M	89	▲	+3.5%	+3	
	Felony	F	43	▲	+16.2%	+6	
	Capias	CA	11	▲	+266.7%	+8	
	Civil Violation	CV	2	▼	-50.0%	-2	
	Show Cause	SC	2	▼	-33.3%	-1	
	<b>Total</b>			<b>147</b>	<b>▲</b>	<b>10.5%</b>	<b>+14</b>
<b>Traffic</b>	Infraction	I	613	▼	-26.3%	-219	
	Misdemeanor	M	126	▼	-7.4%	-10	
	Capias	CA	6	▼	-45.5%	-5	
	Felony	F	5	▲	+400.0%	+4	
	Civil Violation	CV	2	▼	-50.0%	-2	
	Show Cause	SC	2	▼	-33.3%	-1	
	<b>Total</b>			<b>754</b>	<b>▼</b>	<b>-23.6%</b>	<b>-233</b>
<b>Civil</b>	Warrant in Debt	WD	107	▲	+52.9%	+37	
	Garnishment	GA	48	▼	-4.0%	-2	
	Unlawful Detainer	UD	42	▲	+110.0%	+22	
	Impoundment	IM	18	▲	+50.0%	+6	
	Other	OT	17	▲	+112.5%	+9	
	Admin License	AL	11	▲	+120.0%	+6	
	Protective Order	PO	6	▲	+50.0%	+2	
	Interrogatory	IN	4	▲	-	+4	
	Preliminary Protective Order	PP	2	▲	-	+2	
	Show Cause	SC	2	▲	-	+2	
	Detinue	DT	1	▲	-	+1	
	Abstract	AJ	0	▼	-100.0%	-4	
	Motion for Judgment	MJ	0	▼	-100.0%	-1	
	<b>Total</b>			<b>258</b>	<b>▲</b>	<b>48.3%</b>	<b>+84</b>
	<b>Civil Commitments</b>	Temporary Detention Order	TD	11	▲	+10.0%	+1
Emergency Custody Order		EC	1	↔	-	-	
<b>Total</b>			<b>12</b>	<b>▲</b>	<b>9.1%</b>	<b>+1</b>	
<b>GRAND TOTAL</b>			<b>1,171</b>	<b>▼</b>	<b>-10.3%</b>	<b>-134</b>	

**Dispositions by Major Case Category\*\***

Category	Summary	Change	% Change	Absolute Change
Felony	48	▲	+26.3%	+10
Garnishment	52	▲	+4.0%	+2
General Civil	111	▲	+52.1%	+38
Infraction/Civil Violation	617	▼	-26.5%	-223
Landlord /Tenant	42	▲	+110.0%	+22
Misdemeanor	215	▼	-3.2%	-7
Other	78	▲	+34.5%	+20
Protective Orders	8	▲	+100.0%	+4
<b>GRAND TOTAL</b>		<b>1,171</b>	<b>▼</b>	<b>-10.3%</b>

\* Compared to same time period as previous year  
 4/11/2024 12:29:37PM

\*\* Case Type Categories are defined in the 2017 Virginia Judicial Workload Assessment  
 Source: SCV-SQL-Information

2024 Overall GRAND TOTAL		Distribution of Caseload			Change*		Percentage (%) of Caseload			
<b>4,376</b>	-513 -10.5%	<b>Criminal</b>	561	13%	-4.6%	▼	-27	<b>Criminal</b>	2023: 12.0%	2024: 12.8%
2024		<b>Traffic</b>	2,237	51%	-18.7%	▼	-514	<b>Traffic</b>	56.3%	51.1%
2023		<b>Civil</b>	1,502	34%	1.3%	▲	+19	<b>Civil</b>	30.3%	34.3%
		<b>Civil Commitments</b>	76	2%	13.4%	▲	+9	<b>Civil Commitments</b>	1.4%	1.7%
		<b>GRAND TOTAL</b>	<b>4,376</b>	100%	-10.5%	▼	-513	<b>GRAND TOTAL</b>	100%	100%

**Dispositions by Division & Code**

Division	Case Type Description	Code	Summary	Change	% Change	Absolute Change
<b>Criminal</b>	Misdemeanor	M	331	▼	-10.1%	-37
	Felony	F	90	▼	-20.4%	-23
	Capias	CA	73	▲	+37.7%	+20
	Show Cause	SC	59	▲	+34.1%	+15
	Civil Violation	CV	8	▼	-20.0%	-2
	<b>Total</b>			<b>561</b>	▼	<b>-4.6%</b>
<b>Traffic</b>	Infraction	I	1,782	▼	-20.4%	-457
	Misdemeanor	M	412	▼	-12.7%	-60
	Capias	CA	24	▲	+140.0%	+14
	Show Cause	SC	12	▼	-33.3%	-6
	Felony	F	5	▼	-54.5%	-6
	Civil Violation	CV	2	▲	+100.0%	+1
	<b>Total</b>			<b>2,237</b>	▼	<b>-18.7%</b>
<b>Civil</b>	Warrant in Debt	WD	573	▲	+26.5%	+120
	Garnishment	GA	361	▲	+27.1%	+77
	Unlawful Detainer	UD	341	▼	-7.1%	-26
	Other	OT	63	▼	-8.7%	-6
	Detinue	DT	36	▼	-60.0%	-54
	Preliminary Protective Order	PP	31	▼	-6.1%	-2
	Protective Order	PO	25	▼	-13.8%	-4
	Admin License	AL	24	▲	+41.2%	+7
	Interrogatory	IN	18	▼	-70.5%	-43
	Show Cause	SC	14	▼	-65.9%	-27
	Abstract	AJ	4	▼	-60.0%	-6
	Motion for Judgment	MJ	3	▼	-62.5%	-5
	Zoning Violation	ZO	3	▲	-	+3
	Bond Forfeiture	BF	1	▲	-	+1
	Distress Seizure	DS	1	▲	-	+1
	Impoundment	IM	1	▼	-88.9%	-8
	Petition to Require Blood Test	BT	1	▲	-	+1
	Petition-Restore Arms	PR	1	↔	-	-
	Tenants Assertion	TA	1	▼	-75.0%	-3
	Capias	CA	0	▼	-100.0%	-2
	Counter Claim	CC	0	▼	-100.0%	-5
<b>Total</b>			<b>1,502</b>	▲	<b>1.3%</b>	<b>+19</b>
<b>Civil Commitments</b>	Temporary Detention Order	TD	48	▲	+9.1%	+4
	Emergency Custody Order	EC	26	▲	+13.0%	+3
	Mental Commitment	MC	2	▲	-	+2
<b>Total</b>			<b>76</b>	▲	<b>13.4%</b>	<b>+9</b>
<b>GRAND TOTAL</b>			<b>4,376</b>	▼	-10.5%	-513

**Dispositions by Major Case Category\*\***

Category	Summary	Change	% Change	Absolute Change
Felony	95	▼	-23.4%	-29
Garnishment	379	▼	+9.9%	+34
General Civil	632	▲	+9.2%	+53
Infraction/Civil Violation	1,792	▲	-20.4%	-458
Landlord /Tenant	342	▼	-7.8%	-29

\* Compared to same time period as previous year  
 4/11/2024 12:29:37PM

\*\* Case Type Categories are defined in the 2017 Virginia Judicial Workload Assessment  
 Source: SCV-SQL-Information




**CPSS - GCMS CASELOAD STATISTICS OF THE GENERAL DISTRICT COURTS**  
 January 2024 thru March 2024 Dispositions (Compared to January 2023 thru March 2023)

Misdemeanor	746	▲	-11.2%	-94
Other	334	▲	+5.0%	+16
Protective Orders	56	▼	-9.7%	-6
<b>GRAND TOTAL</b>	<b>4,376</b>	▼	-10.5%	-513

\* Compared to same time period as previous year  
 4/11/2024 12:29:37PM

\*\* Case Type Categories are defined in the 2017 Virginia Judicial Workload Assessment  
 Source: SCV-SQL-Information



2024 Overall GRAND TOTAL		Distribution of Caseload			Change*		Percentage (%) of Caseload				
<b>1,838</b>	-119 -6.1%	<b>Criminal</b>	483	26%	-4.5%	▼	-23	<b>Criminal</b>	25.9%	2023	2024
2024 		<b>Traffic</b>	573	31%	-17.2%	▼	-119	<b>Traffic</b>	35.4%	31.2%	
2023 		<b>Civil</b>	587	32%	4.6%	▲	+26	<b>Civil</b>	28.7%	31.9%	
		<b>Civil Commitments</b>	195	11%	-1.5%	▼	-3	<b>Civil Commitments</b>	10.1%	10.6%	
		<b>GRAND TOTAL</b>	<b>1,838</b>	100%	-6.1%	▼	-119	<b>GRAND TOTAL</b>	100%	100%	

Dispositions by Division & Code

Division	Case Type Description	Code	Summary	Change	% Change	Absolute Change
<b>Criminal</b>	Misdemeanor	M	262	▲	+1.6%	+4
	Felony	F	103	▼	-20.8%	-27
	Capias	CA	67	▼	-8.2%	-6
	Show Cause	SC	45	▲	+28.6%	+10
	Civil Violation	CV	6	▼	-40.0%	-4
	<b>Total</b>			<b>483</b>	▼	<b>-4.5%</b>
<b>Traffic</b>	Infraction	I	475	▼	-13.2%	-72
	Misdemeanor	M	85	▼	-37.0%	-50
	Show Cause	SC	8	▲	+166.7%	+5
	Capias	CA	4	▼	-42.9%	-3
	Felony	F	1	▲	-	+1
	<b>Total</b>			<b>573</b>	▼	<b>-17.2%</b>
<b>Civil</b>	Warrant in Debt	WD	244	▲	+25.8%	+50
	Garnishment	GA	144	▲	+27.4%	+31
	Unlawful Detainer	UD	84	▼	-8.7%	-8
	Other	OT	57	▲	-6.6%	-4
	Preliminary Protective Order	PP	18	▼	-25.0%	-6
	Protective Order	PO	17	▼	-19.0%	-4
	Motion for Judgment	MJ	6	↔	-	-
	Interrogatory	IN	5	▼	-50.0%	-5
	Impoundment	IM	3	▲	+50.0%	+1
	Show Cause	SC	3	▼	-62.5%	-5
	Abstract	AJ	2	▲	+100.0%	+1
	Admin License	AL	2	▼	-87.5%	-14
	Detinue	DT	2	▼	-66.7%	-4
	Counter Claim	CC	0	▼	-100.0%	-2
	Tenants Assertion	TA	0	▼	-100.0%	-5
<b>Total</b>			<b>587</b>	▲	<b>4.6%</b>	<b>+26</b>
<b>Civil Commitments</b>	Mental Commitment	MC	77	▲	+37.5%	+21
	Temporary Detention Order	TD	53	▼	-11.7%	-7
	Emergency Custody Order	EC	39	▼	-23.5%	-12
	Other	OT	24	▼	-17.2%	-5
	Medical Emergency Temporary Detention Order	MT	2	▲	+100.0%	+1
	Medical Emergency Custody Order	ME	0	▼	-100.0%	-1
<b>Total</b>			<b>195</b>	▼	<b>-1.5%</b>	<b>-3</b>
<b>GRAND TOTAL</b>			<b>1,838</b>	▼	-6.1%	-119

Dispositions by Major Case Category\*\*

Category	Summary	Change	% Change	Absolute Change
Felony	104	▲	-20.0%	-26
Garnishment	149	▼	+21.1%	+26
General Civil	278	▲	+25.2%	+56
Infraction/Civil Violation	481	▼	-13.6%	-76
Involuntary Civil Commitments	24	▼	-17.2%	-5
Landlord /Tenant	84	▼	-13.4%	-13
Misdemeanor	347	▼	-11.7%	-46
Other	336	▲	-6.9%	-25

\* Compared to same time period as previous year  
 4/11/2024 12:29:37PM

\*\* Case Type Categories are defined in the 2017 Virginia Judicial Workload Assessment  
 Source: SCV-SQL-Information

**CPSS - GCMS CASELOAD STATISTICS OF THE GENERAL DISTRICT COURTS**  
January 2024 thru March 2024 Dispositions (Compared to January 2023 thru March 2023)

---

Protective Orders	35	▼	-22.2%	-10
<b>GRAND TOTAL</b>	<b>1,838</b>	▼	-6.1%	-119

---

\* Compared to same time period as previous year  
4/11/2024 12:29:37PM

\*\* Case Type Categories are defined in the 2017 Virginia Judicial Workload Assessment  
Source: SCV-SQL-Information

2024 Overall GRAND TOTAL		Distribution of Caseload			Change*		Percentage (%) of Caseload		
<b>3,090</b>	-189 -5.8%	<b>Criminal</b>	437	14%	-2.5% ▼	-11	<b>Criminal</b>	2023 13.7%	2024 14.1%
2024		<b>Traffic</b>	1,907	62%	-9.7% ▼	-204	<b>Traffic</b>	64.4%	61.7%
2023		<b>Civil</b>	741	24%	6.3% ▲	+44	<b>Civil</b>	21.3%	24.0%
		<b>Civil Commitments</b>	5	0%	-78.3% ▼	-18	<b>Civil Commitments</b>	0.7%	0.2%
		<b>GRAND TOTAL</b>	<b>3,090</b>	100%	-5.8% ▼	-189	<b>GRAND TOTAL</b>	100%	100%

**Dispositions by Division & Code**

Division	Case Type Description	Code	Summary	Change	% Change	Absolute Change
<b>Criminal</b>	Misdemeanor	M	242	▲	+16.3%	+34
	Felony	F	102	▼	-29.2%	-42
	Show Cause	SC	47	▲	+14.6%	+6
	Capias	CA	38	▼	-17.4%	-8
	Civil Violation	CV	8	▼	-11.1%	-1
	<b>Total</b>			<b>437</b>	▼	<b>-2.5%</b>
<b>Traffic</b>	Infraction	I	1,210	▼	-9.7%	-130
	Misdemeanor	M	558	▼	-10.7%	-67
	Show Cause	SC	80	▲	+11.1%	+8
	Capias	CA	45	▼	-21.1%	-12
	Felony	F	9	↔		-
	Civil Violation	CV	5	▼	-16.7%	-1
	Restricted Operators License	RL	0	▼	-100.0%	-2
	<b>Total</b>			<b>1,907</b>	▼	<b>-9.7%</b>
<b>Civil</b>	Warrant in Debt	WD	292	▲	+18.7%	+46
	Garnishment	GA	215	▼	-6.9%	-16
	Unlawful Detainer	UD	104	▲	+13.0%	+12
	Other	OT	26	▲	+62.5%	+10
	Impoundment	IM	18	▲	+20.0%	+3
	Admin License	AL	15	▲	+50.0%	+5
	Detinue	DT	13	▼	-53.6%	-15
	Protective Order	PO	13	▲	+44.4%	+4
	Preliminary Protective Order	PP	10	▼	-9.1%	-1
	Show Cause	SC	10	▼	-9.1%	-1
	Abstract	AJ	8	▲	+14.3%	+1
	Interrogatory	IN	8	▼	-20.0%	-2
	Bond Forfeiture	BF	5	↔		-
	Motion for Judgment	MJ	2	▼	-50.0%	-2
	Overweight	OC	1	▲	-	+1
	Petition-Restore Arms	PR	1	↔		-
	Counter Claim	CC	0	▼	-100.0%	-1
<b>Total</b>			<b>741</b>	▲	<b>6.3%</b>	<b>+44</b>
<b>Civil Commitments</b>	Temporary Detention Order	TD	5	▼	-73.7%	-14
	Emergency Custody Order	EC	0	▼	-100.0%	-4
	<b>Total</b>		<b>5</b>	▼	<b>-78.3%</b>	<b>-18</b>
<b>GRAND TOTAL</b>			<b>3,090</b>	▼	-5.8%	-189

**Dispositions by Major Case Category\*\***

Category	Summary	Change	% Change	Absolute Change
Felony	111	▼	-27.5%	-42
Garnishment	223	▼	-7.5%	-18
General Civil	315	▲	+11.7%	+33
Infraction/Civil Violation	1,224	▲	-9.7%	-131
Landlord /Tenant	104	▲	+13.0%	+12
Misdemeanor	800	▼	-4.2%	-35
Other	290	▼	-3.7%	-11
Protective Orders	23	▲	+15.0%	+3

\* Compared to same time period as previous year  
 4/11/2024 12:29:37PM

\*\* Case Type Categories are defined in the 2017 Virginia Judicial Workload Assessment  
 Source: SCV-SQL-Information

***GRAND TOTAL***

**3,090**



-5.8%

-189

2024 Overall GRAND TOTAL		Distribution of Caseload			Change*		Percentage (%) of Caseload			
<b>1,047</b>	-182 -14.8%	<b>Criminal</b>	107	10%	-8.5%	▼	-10	<b>Criminal</b>	2023 9.5%	2024 10.2%
2024		<b>Traffic</b>	699	67%	-22.8%	▼	-206	<b>Traffic</b>	73.6%	66.8%
2023		<b>Civil</b>	226	22%	18.3%	▲	+35	<b>Civil</b>	15.5%	21.6%
		<b>Civil Commitments</b>	15	1%	-6.3%	▼	-1	<b>Civil Commitments</b>	1.3%	1.4%
		<b>GRAND TOTAL</b>	<b>1,047</b>	100%	-14.8%	▼	-182	<b>GRAND TOTAL</b>	100%	100%

**Dispositions by Division & Code**

Division	Case Type Description	Code	Summary	Change	% Change	Absolute Change
<b>Criminal</b>	Misdemeanor	M	64	▲	+12.3%	+7
	Felony	F	21	▲	+16.7%	+3
	Show Cause	SC	12	▼	-42.9%	-9
	Capias	CA	8	▼	-27.3%	-3
	Civil Violation	CV	2	▼	-80.0%	-8
	<b>Total</b>			<b>107</b>	▼	<b>-8.5%</b>
<b>Traffic</b>	Infraction	I	543	▼	-31.2%	-246
	Misdemeanor	M	121	▲	+19.8%	+20
	Show Cause	SC	21	▲	+50.0%	+7
	Capias	CA	13	▲	-	+13
	Felony	F	1	↔	-	-
	<b>Total</b>			<b>699</b>	▼	<b>-22.8%</b>
<b>Civil</b>	Warrant in Debt	WD	106	▲	+60.6%	+40
	Garnishment	GA	61	▲	+7.0%	+4
	Impoundment	IM	21	▼	-27.6%	-8
	Preliminary Protective Order	PP	11	▲	+450.0%	+9
	Other	OT	6	▼	-40.0%	-4
	Unlawful Detainer	UD	5	▼	-54.5%	-6
	Interrogatory	IN	4	▼	-20.0%	-1
	Show Cause	SC	4	▲	+100.0%	+2
	Admin License	AL	2	↔	-	-
	Detinue	DT	2	▲	+100.0%	+1
	Protective Order	PO	2	▼	-60.0%	-3
	Motion for Judgment	MJ	1	▲	-	+1
	Petition-Restore Arms	PR	1	▲	-	+1
	Tenants Assertion	TA	0	▼	-100.0%	-1
<b>Total</b>			<b>226</b>	▲	<b>18.3%</b>	<b>+35</b>
<b>Civil Commitments</b>	Temporary Detention Order	TD	8	▼	-20.0%	-2
	Mental Commitment	MC	6	▲	+50.0%	+2
	Emergency Custody Order	EC	1	▼	-50.0%	-1
<b>Total</b>			<b>15</b>	▼	<b>-6.3%</b>	<b>-1</b>
<b>GRAND TOTAL</b>			<b>1,047</b>	▼	<b>-14.8%</b>	<b>-182</b>

**Dispositions by Major Case Category\*\***

Category	Summary	Change	% Change	Absolute Change
Felony	22	▲	+15.8%	+3
Garnishment	65	▼	+4.8%	+3
General Civil	111	▲	+56.3%	+40
Infraction/Civil Violation	545	▼	-31.8%	-254
Landlord /Tenant	5	▼	-58.3%	-7
Misdemeanor	185	▲	+17.1%	+27
Other	101	▲	-	0
Protective Orders	13	▲	+85.7%	+6
<b>GRAND TOTAL</b>	<b>1,047</b>	▼	<b>-14.8%</b>	<b>-182</b>

\* Compared to same time period as previous year  
 4/11/2024 12:29:37PM

\*\* Case Type Categories are defined in the 2017 Virginia Judicial Workload Assessment  
 Source: SCV-SQL-Information

2024 Overall GRAND TOTAL		Distribution of Caseload			Change*		Percentage (%) of Caseload		
<b>1,566</b>	-80 -4.9%	<b>Criminal</b>	107	7%	27.4% ▲	+23	<b>Criminal</b>	2023 5.1%	2024 6.8%
2024		<b>Traffic</b>	1,251	80%	-10.3% ▼	-144	<b>Traffic</b>	84.8%	79.9%
2023		<b>Civil</b>	203	13%	21.6% ▲	+36	<b>Civil</b>	10.1%	13.0%
		<b>Civil Commitments</b>	5	0%	- ▲	+5	<b>Civil Commitments</b>	0.0%	0.3%
		<b>GRAND TOTAL</b>	<b>1,566</b>	100%	-4.9% ▼	-80	<b>GRAND TOTAL</b>	100%	100%

**Dispositions by Division & Code**

Division	Case Type Description	Code	Summary	Change	% Change	Absolute Change
<b>Criminal</b>	Misdemeanor	M	80	▲	+48.1%	+26
	Felony	F	17	▼	-26.1%	-6
	Civil Violation	CV	5	↔	-	-
	Show Cause	SC	3	▲	-	+3
	Capias	CA	2	↔	-	-
	<b>Total</b>			<b>107</b>	<b>▲</b>	<b>27.4%</b>
<b>Traffic</b>	Infraction	I	1,000	▼	-7.8%	-85
	Misdemeanor	M	243	▼	-20.1%	-61
	Capias	CA	3	▲	-	+3
	Show Cause	SC	2	▼	-50.0%	-2
	Civil Violation	CV	1	▲	-	+1
	Felony	F	1	▼	-50.0%	-1
	Other	O	1	▲	-	+1
	<b>Total</b>			<b>1,251</b>	<b>▼</b>	<b>-10.3%</b>
<b>Civil</b>	Warrant in Debt	WD	107	▲	+52.9%	+37
	Garnishment	GA	44	▲	+15.8%	+6
	Admin License	AL	18	↔	-	-
	Unlawful Detainer	UD	12	▲	+9.1%	+1
	Other	OT	7	▲	-41.7%	-5
	Impoundment	IM	5	▲	+66.7%	+2
	Motion for Judgment	MJ	4	▲	+100.0%	+2
	Show Cause	SC	3	▲	+200.0%	+2
	Abstract	AJ	1	▲	-	+1
	Detinue	DT	1	▼	-50.0%	-1
	Overweight	OC	1	▲	-	+1
	Counter Claim	CC	0	▼	-100.0%	-2
	Interrogatory	IN	0	▼	-100.0%	-1
	Preliminary Protective Order	PP	0	▼	-100.0%	-5
	Protective Order	PO	0	▼	-100.0%	-1
	Third Party Claim	TH	0	▼	-100.0%	-1
<b>Total</b>			<b>203</b>	<b>▲</b>	<b>21.6%</b>	<b>+36</b>
<b>Civil Commitments</b>	Emergency Custody Order	EC	3	▲	-	+3
	Temporary Detention Order	TD	2	▲	-	+2
	<b>Total</b>		<b>5</b>	<b>▲</b>	<b>-</b>	<b>+5</b>
<b>GRAND TOTAL</b>			<b>1,566</b>	<b>▼</b>	<b>-4.9%</b>	<b>-80</b>

**Dispositions by Major Case Category\*\***

Category	Summary	Change	% Change	Absolute Change
Felony	18	▼	-28.0%	-7
Garnishment	44	▼	+12.8%	+5
General Civil	115	▲	+53.3%	+40
Infraction/Civil Violation	1,008	▲	-7.5%	-82
Landlord /Tenant	12	▲	+9.1%	+1
Misdemeanor	323	▲	-9.8%	-35
Other	46	▲	+9.5%	+4
Protective Orders	0	▼	-100.0%	-6
<b>GRAND TOTAL</b>	<b>1,566</b>	<b>▼</b>	<b>-4.9%</b>	<b>-80</b>

\* Compared to same time period as previous year  
 4/11/2024 12:29:37PM

\*\* Case Type Categories are defined in the 2017 Virginia Judicial Workload Assessment  
 Source: SCV-SQL-Information



2024 Overall GRAND TOTAL		Distribution of Caseload			Change*		Percentage (%) of Caseload		
<b>1,859</b>	+1,024 122.6%	<b>Criminal</b>	106	6%	-20.9% ▼	-28	<b>Criminal</b>	2023 16.0%	2024 5.7%
2024	↑	<b>Traffic</b>	1,464	79%	194.0% ▲	+966	<b>Traffic</b>	59.6%	78.8%
2023		<b>Civil</b>	277	15%	48.1% ▲	+90	<b>Civil</b>	22.4%	14.9%
		<b>Civil Commitments</b>	12	1%	-25.0% ▼	-4	<b>Civil Commitments</b>	1.9%	0.6%
		<b>GRAND TOTAL</b>	<b>1,859</b>	100%	122.6% ▲	+1,024	<b>GRAND TOTAL</b>	100%	100%

**Dispositions by Division & Code**

Division	Case Type Description	Code	Summary	Change	% Change	Absolute Change
<b>Criminal</b>	Misdemeanor	M	58	▼	-22.7%	-17
	Felony	F	30	▼	-14.3%	-5
	Capias	CA	7	↔		-
	Civil Violation	CV	5	▼	-28.6%	-2
	Show Cause	SC	5	▼	-44.4%	-4
	Restricted Operators License	RL	1	↔		-
	<b>Total</b>			<b>106</b>	▼	<b>-20.9%</b>
<b>Traffic</b>	Infraction	I	1,287	▲	+230.0%	+897
	Misdemeanor	M	174	▲	+72.3%	+73
	Felony	F	2	▲	-	+2
	Show Cause	SC	1	▼	-66.7%	-2
	Capias	CA	0	▼	-100.0%	-3
	Restricted Operators License	RL	0	▼	-100.0%	-1
	<b>Total</b>			<b>1,464</b>	▲	<b>194.0%</b>
<b>Civil</b>	Warrant in Debt	WD	111	▲	+68.2%	+45
	Garnishment	GA	77	▲	+18.5%	+12
	Unlawful Detainer	UD	25	▲	+127.3%	+14
	Admin License	AL	16	▲	+6.7%	+1
	Other	OT	11	▲	+83.3%	+5
	Show Cause	SC	9	▲	+350.0%	+7
	Protective Order	PO	8	▲	+166.7%	+5
	Preliminary Protective Order	PP	7	▼	-12.5%	-1
	Impoundment	IM	5	▲	+25.0%	+1
	Abstract	AJ	4	▲	+33.3%	+1
	Interrogatory	IN	4	▲	+100.0%	+2
	Counter Claim	CC	0	▼	-100.0%	-1
	Zoning Violation	ZO	0	▼	-100.0%	-1
<b>Total</b>			<b>277</b>	▲	<b>48.1%</b>	<b>+90</b>
<b>Civil Commitments</b>	Temporary Detention Order	TD	8	▼	-33.3%	-4
	Emergency Custody Order	EC	4	↔		-
	<b>Total</b>			<b>12</b>	▼	<b>-25.0%</b>
<b>GRAND TOTAL</b>			<b>1,859</b>	▲	122.6%	+1,024

**Dispositions by Major Case Category\*\***

Category	Summary	Change	% Change	Absolute Change
Felony	32	▲	-8.6%	-3
Garnishment	81	▲	+20.9%	+14
General Civil	115	▲	+74.2%	+49
Infraction/Civil Violation	1,292	▲	+225.4%	+895
Landlord /Tenant	25	▲	+127.3%	+14
Misdemeanor	233	▼	+30.2%	+54
Other	66	▲	-4.3%	-3
Protective Orders	15	▲	+36.4%	+4
<b>GRAND TOTAL</b>	<b>1,859</b>	▲	122.6%	+1,024

\* Compared to same time period as previous year  
 4/11/2024 12:29:37PM

\*\* Case Type Categories are defined in the 2017 Virginia Judicial Workload Assessment  
 Source: SCV-SQL-Information



2024 Overall GRAND TOTAL		Distribution of Caseload			Change*		Percentage (%) of Caseload		
<b>2,034</b>	+370 22.2%	<b>Criminal</b>	352	17%	25.7% ▲	+72	<b>Criminal</b>	2023 16.8%	2024 17.3%
2024	↑	<b>Traffic</b>	1,187	58%	16.4% ▲	+167	<b>Traffic</b>	61.3%	58.4%
2023		<b>Civil</b>	475	23%	37.3% ▲	+129	<b>Civil</b>	20.8%	23.4%
		<b>Civil Commitments</b>	20	1%	11.1% ▲	+2	<b>Civil Commitments</b>	1.1%	1.0%
		<b>GRAND TOTAL</b>	<b>2,034</b>	100%	22.2% ▲	+370	<b>GRAND TOTAL</b>	100%	100%

**Dispositions by Division & Code**

Division	Case Type Description	Code	Summary	Change	% Change	Absolute Change
<b>Criminal</b>	Misdemeanor	M	208	▲	+52.9%	+72
	Felony	F	81	▼	-12.9%	-12
	Capias	CA	30	▲	+30.4%	+7
	Show Cause	SC	18	▲	+20.0%	+3
	Civil Violation	CV	15	▲	+15.4%	+2
	<b>Total</b>			<b>352</b>	▲	<b>25.7%</b>
<b>Traffic</b>	Infraction	I	968	▲	+21.3%	+170
	Misdemeanor	M	210	▲	+0.5%	+1
	Capias	CA	4	↔		-
	Show Cause	SC	3	↔		-
	Felony	F	2	▼	-60.0%	-3
	Civil Violation	CV	0	▼	-100.0%	-1
	<b>Total</b>			<b>1,187</b>	▲	<b>16.4%</b>
<b>Civil</b>	Warrant in Debt	WD	202	▲	+41.3%	+59
	Garnishment	GA	120	▲	+53.8%	+42
	Impoundment	IM	51	▲	+70.0%	+21
	Unlawful Detainer	UD	45	▲	+36.4%	+12
	Other	OT	21	▲	+16.7%	+3
	Admin License	AL	17	▲	+88.9%	+8
	Preliminary Protective Order	PP	4	▼	-60.0%	-6
	Abstract	AJ	3	▼	-50.0%	-3
	Counter Claim	CC	3	▲	+200.0%	+2
	Protective Order	PO	3	▼	-50.0%	-3
	Show Cause	SC	3	▲	+200.0%	+2
	Detinue	DT	1	▼	-75.0%	-3
	Motion for Judgment	MJ	1	▼	-75.0%	-3
	Tenants Assertion	TA	1	↔		-
	Interrogatory	IN	0	▼	-100.0%	-1
	Overweight	OC	0	▼	-100.0%	-1
	<b>Total</b>			<b>475</b>	▲	<b>37.3%</b>
<b>Civil Commitments</b>	Temporary Detention Order	TD	18	▲	+28.6%	+4
	Emergency Custody Order	EC	2	▼	-50.0%	-2
	<b>Total</b>		<b>20</b>	▲	<b>11.1%</b>	<b>+2</b>
<b>GRAND TOTAL</b>			<b>2,034</b>	▲	22.2%	+370

**Dispositions by Major Case Category\*\***

Category	Summary	Change	% Change	Absolute Change
Felony	83	▼	-15.3%	-15
Garnishment	120	▼	+51.9%	+41
General Civil	211	▼	+34.4%	+54
Infraction/Civil Violation	983	▼	+20.9%	+170
Landlord /Tenant	46	▲	+35.3%	+12
Misdemeanor	418	▲	+21.2%	+73
Other	166	▲	+36.1%	+44
Protective Orders	7	▼	-56.3%	-9
<b>GRAND TOTAL</b>	<b>2,034</b>	▲	22.2%	+370

\* Compared to same time period as previous year  
 4/11/2024 12:29:37PM

\*\* Case Type Categories are defined in the 2017 Virginia Judicial Workload Assessment  
 Source: SCV-SQL-Information



2024 Overall GRAND TOTAL		Distribution of Caseload			Change*		Percentage (%) of Caseload		
<b>1,199</b>	+331 38.1%	<b>Criminal</b>	55	5%	5.8% ▲	+3	<b>Criminal</b>	2023 6.0%	2024 4.6%
2024	↑	<b>Traffic</b>	1,070	89%	44.4% ▲	+329	<b>Traffic</b>	85.4%	89.2%
2023		<b>Civil</b>	74	6%	2.8% ▲	+2	<b>Civil</b>	8.3%	6.2%
		<b>Civil Commitments</b>	0	0%	-100.0% ▼	-3	<b>Civil Commitments</b>	0.3%	0.0%
		<b>GRAND TOTAL</b>	<b>1,199</b>	100%	38.1% ▲	+331	<b>GRAND TOTAL</b>	100%	100%

Dispositions by Division & Code

Division	Case Type Description	Code	Summary	Change	% Change	Absolute Change
<b>Criminal</b>	Misdemeanor	M	33	▲	+32.0%	+8
	Felony	F	11	▼	-31.3%	-5
	Civil Violation	CV	6	▲	+50.0%	+2
	Show Cause	SC	4	▲	+33.3%	+1
	Capias	CA	1	▼	-75.0%	-3
	<b>Total</b>			<b>55</b>	▲	<b>5.8%</b>
<b>Traffic</b>	Infraction	I	903	▲	+39.6%	+256
	Misdemeanor	M	144	▲	+71.4%	+60
	Capias	CA	12	▲	+71.4%	+5
	Show Cause	SC	8	▲	+300.0%	+6
	Restricted Operators License	RL	2	▲	-	+2
	Civil Violation	CV	1	▲	-	+1
	Felony	F	0	▼	-100.0%	-1
<b>Total</b>			<b>1,070</b>	▲	<b>44.4%</b>	<b>+329</b>
<b>Civil</b>	Warrant in Debt	WD	37	▲	+8.8%	+3
	Garnishment	GA	23	▲	+15.0%	+3
	Preliminary Protective Order	PP	5	▲	-	+5
	Unlawful Detainer	UD	4	▲	+100.0%	+2
	Protective Order	PO	2	▲	-	+2
	Impoundment	IM	1	▼	-50.0%	-1
	Other	OT	1	▼	-66.7%	-2
	Overweight	OC	1	▲	-	+1
	Admin License	AL	0	▼	-100.0%	-5
	Capias	CA	0	▼	-100.0%	-2
	Detinue	DT	0	▼	-100.0%	-1
	Interrogatory	IN	0	▼	-100.0%	-3
<b>Total</b>			<b>74</b>	▲	<b>2.8%</b>	<b>+2</b>
<b>Civil Commitments</b>	Temporary Detention Order	TD	0	▼	-100.0%	-3
<b>Total</b>			<b>0</b>	▼	<b>-100.0%</b>	<b>-3</b>
<b>GRAND TOTAL</b>			<b>1,199</b>	▲	38.1%	+331

Dispositions by Major Case Category\*\*

Category	Summary	Change	% Change	Absolute Change
Felony	11	▼	-35.3%	-6
Garnishment	23	▼	-	0
General Civil	38	▼	+5.6%	+2
Infraction/Civil Violation	911	▲	+39.9%	+260
Landlord /Tenant	4	▲	+100.0%	+2
Misdemeanor	179	▲	+64.2%	+70
Other	26	▼	-13.3%	-4
Protective Orders	7	▲	-	+7
<b>GRAND TOTAL</b>	<b>1,199</b>	▲	38.1%	+331

\* Compared to same time period as previous year  
 4/11/2024 12:29:37PM

\*\* Case Type Categories are defined in the 2017 Virginia Judicial Workload Assessment  
 Source: SCV-SQL-Information

2024 Overall GRAND TOTAL		Distribution of Caseload			Change*		Percentage (%) of Caseload		
<b>2,511</b>	+618 32.6%	<b>Criminal</b>	333	13%	38.2% ▲	+92	<b>Criminal</b>	2023 12.7%	2024 13.3%
2024		<b>Traffic</b>	1,546	62%	26.6% ▲	+325	<b>Traffic</b>	64.5%	61.6%
2023		<b>Civil</b>	606	24%	46.4% ▲	+192	<b>Civil</b>	21.9%	24.1%
		<b>Civil Commitments</b>	26	1%	52.9% ▲	+9	<b>Civil Commitments</b>	0.9%	1.0%
		<b>GRAND TOTAL</b>	<b>2,511</b>	100%	32.6% ▲	+618	<b>GRAND TOTAL</b>	100%	100%

Dispositions by Division & Code

Division	Case Type Description	Code	Summary	Change	% Change	Absolute Change
<b>Criminal</b>	Misdemeanor	M	210	▲	+54.4%	+74
	Felony	F	76	▲	+72.7%	+32
	Show Cause	SC	22	▲	+22.2%	+4
	Capias	CA	16	▼	-38.5%	-10
	Civil Violation	CV	9	▼	-47.1%	-8
	<b>Total</b>			<b>333</b>	<b>▲</b>	<b>38.2%</b>
<b>Traffic</b>	Infraction	I	1,133	▲	+20.5%	+193
	Misdemeanor	M	302	▲	+34.8%	+78
	Other	O	96	▲	+95.9%	+47
	Capias	CA	6	▲	+200.0%	+4
	Felony	F	5	▲	+25.0%	+1
	Show Cause	SC	4	▲	+100.0%	+2
	<b>Total</b>			<b>1,546</b>	<b>▲</b>	<b>26.6%</b>
<b>Civil</b>	Warrant in Debt	WD	330	▲	+84.4%	+151
	Garnishment	GA	128	▲	+17.4%	+19
	Unlawful Detainer	UD	60	▲	+17.6%	+9
	Detinue	DT	18	▲	+125.0%	+10
	Other	OT	14	▼		-
	Preliminary Protective Order	PP	11	▲	+83.3%	+5
	Impoundment	IM	10	▲	+42.9%	+3
	Admin License	AL	9	▼	-35.7%	-5
	Interrogatory	IN	7	▲	+75.0%	+3
	Protective Order	PO	7	↔		-
	Show Cause	SC	4	▼	-20.0%	-1
	Motion for Judgment	MJ	3	↔		-
	Abstract	AJ	2	▼	-66.7%	-4
	Counter Claim	CC	2	▲		+2
	Capias	CA	1	↔		-
	<b>Total</b>			<b>606</b>	<b>▲</b>	<b>46.4%</b>
<b>Civil Commitments</b>	Temporary Detention Order	TD	25	▲	+66.7%	+10
	Emergency Custody Order	EC	1	▼	-50.0%	-1
	<b>Total</b>		<b>26</b>	<b>▲</b>	<b>52.9%</b>	<b>+9</b>
<b>GRAND TOTAL</b>			<b>2,511</b>	<b>▲</b>	<b>32.6%</b>	<b>+618</b>

Dispositions by Major Case Category\*\*

Category	Summary	Change	% Change	Absolute Change
Felony	81	▲	+68.8%	+33
Garnishment	135	▲	+19.5%	+22
General Civil	351	▲	+81.9%	+158
Infraction/Civil Violation	1,238	▲	+23.1%	+232
Landlord /Tenant	60	▲	+17.6%	+9
Misdemeanor	512	▲	+42.2%	+152
Other	116	▲	+6.4%	+7
Protective Orders	18	▲	+38.5%	+5
<b>GRAND TOTAL</b>	<b>2,511</b>	<b>▲</b>	<b>32.6%</b>	<b>+618</b>

\* Compared to same time period as previous year  
 4/11/2024 12:29:37PM

\*\* Case Type Categories are defined in the 2017 Virginia Judicial Workload Assessment  
 Source: SCV-SQL-Information

2024 Overall GRAND TOTAL		Distribution of Caseload			Change*		Percentage (%) of Caseload		
<b>10,289</b>	-16 -0.2%	<b>Criminal</b>	2,121	21%	21.8% ▲	+379	<b>Criminal</b>	2023 16.9%	2024 20.6%
2024		<b>Traffic</b>	6,033	59%	-10.1% ▼	-679	<b>Traffic</b>	65.1%	58.6%
2023		<b>Civil</b>	1,968	19%	17.2% ▲	+289	<b>Civil</b>	16.3%	19.1%
		<b>Civil Commitments</b>	167	2%	-2.9% ▼	-5	<b>Civil Commitments</b>	1.7%	1.6%
		<b>GRAND TOTAL</b>	<b>10,289</b>	100%	-0.2% ▼	-16	<b>GRAND TOTAL</b>	100%	100%

**Dispositions by Division & Code**

Division	Case Type Description	Code	Summary	Change	% Change	Absolute Change
<b>Criminal</b>	Misdemeanor	M	1,043	▲	+27.2%	+223
	Felony	F	618	▲	+4.6%	+27
	Capias	CA	266	▲	+0.8%	+2
	Civil Violation	CV	150	▲	+1,150.0%	+138
	Show Cause	SC	44	▼	-20.0%	-11
	<b>Total</b>			<b>2,121</b>	<b>▲</b>	<b>21.8%</b>
<b>Traffic</b>	Infraction	I	4,905	▼	-9.9%	-537
	Misdemeanor	M	833	▼	-17.6%	-178
	Other	O	159	▲	+51.4%	+54
	Capias	CA	55	▲	+3.8%	+2
	Civil Violation	CV	37	▲	+19.4%	+6
	Show Cause	SC	28	▼	-30.0%	-12
	Felony	F	16	▼	-46.7%	-14
<b>Total</b>			<b>6,033</b>	<b>▼</b>	<b>-10.1%</b>	<b>-679</b>
<b>Civil</b>	Unlawful Detainer	UD	773	▲	+17.7%	+116
	Warrant in Debt	WD	614	▲	+23.0%	+115
	Garnishment	GA	323	▲	+22.3%	+59
	Admin License	AL	75	▼	-24.2%	-24
	Motion for Judgment	MJ	45	▲	+2,150.0%	+43
	Preliminary Protective Order	PP	38	▼	-19.1%	-9
	Protective Order	PO	30	▼	-31.8%	-14
	Other	OT	18	▼	-21.7%	-5
	Show Cause	SC	14	▼	-17.6%	-3
	Impoundment	IM	12	▲	+20.0%	+2
	Interrogatory	IN	12	▲	+300.0%	+9
	Bond Forfeiture	BF	4	▲	+33.3%	+1
	Counter Claim	CC	3	▼	-25.0%	-1
	Tenants Assertion	TA	3	▼	-40.0%	-2
	Detinue	DT	2	↔	-	-
Petition-Restore Arms	PR	2	▲	-	+2	
<b>Total</b>			<b>1,968</b>	<b>▲</b>	<b>17.2%</b>	<b>+289</b>
<b>Civil Commitments</b>	Mental Commitment	MC	96	▲	+17.1%	+14
	Temporary Detention Order	TD	26	▼	-42.2%	-19
	Emergency Custody Order	EC	18	▼	-25.0%	-6
	Other	OT	15	▲	+15.4%	+2
	Petition	PT	11	▲	+175.0%	+7
	Medical Emergency Custody Order	ME	1	▲	-	+1
	Medical Emergency Temporary Detention Order	MT	0	▼	-100.0%	-4
<b>Total</b>			<b>167</b>	<b>▼</b>	<b>-2.9%</b>	<b>-5</b>
<b>GRAND TOTAL</b>			<b>10,289</b>	<b>▼</b>	<b>-0.2%</b>	<b>-16</b>

**Dispositions by Major Case Category\*\***

Category	Summary	Change	% Change	Absolute Change
Felony	634	▼	+2.1%	+13
Garnishment	335	▲	+25.5%	+68
General Civil	667	▲	+31.6%	+160
Infraction/Civil Violation	5,251	▲	-6.1%	-339
Involuntary Civil Commitments	26	▲	+52.9%	+9

\* Compared to same time period as previous year  
 4/11/2024 12:29:37PM

\*\* Case Type Categories are defined in the 2017 Virginia Judicial Workload Assessment  
 Source: SCV-SQL-Information

**CPSS - GCMS CASELOAD STATISTICS OF THE GENERAL DISTRICT COURTS**  
 January 2024 thru March 2024 Dispositions (Compared to January 2023 thru March 2023)

Landlord /Tenant	776	▼	+17.2%	+114
Misdemeanor	1,876	▲	+2.5%	+45
Other	656	▲	-8.8%	-63
Protective Orders	68	▼	-25.3%	-23
<b>GRAND TOTAL</b>	<b>10,289</b>	▼	-0.2%	-16

\* Compared to same time period as previous year  
 4/11/2024 12:29:37PM

\*\* Case Type Categories are defined in the 2017 Virginia Judicial Workload Assessment  
 Source: SCV-SQL-Information

2024 Overall GRAND TOTAL		Distribution of Caseload			Change*		Percentage (%) of Caseload		
<b>558</b>	+46 9.0%	<b>Criminal</b>	73	13%	65.9% ▲	+29	<b>Criminal</b>	2023 8.6%	2024 13.1%
2024	↑	<b>Traffic</b>	403	72%	1.5% ▲	+6	<b>Traffic</b>	77.5%	72.2%
2023		<b>Civil</b>	82	15%	15.5% ▲	+11	<b>Civil</b>	13.9%	14.7%
		<b>GRAND TOTAL</b>	<b>558</b>	100%	9.0% ▲	+46	<b>GRAND TOTAL</b>	100%	100%

Dispositions by Division & Code

Division	Case Type Description	Code	Summary	Change	% Change	Absolute Change
<b>Criminal</b>	Misdemeanor	M	52	▲	+100.0%	+26
	Capias	CA	12	▲	+100.0%	+6
	Felony	F	7	▼	-36.4%	-4
	Show Cause	SC	2	▲	+100.0%	+1
	<b>Total</b>		<b>73</b>	<b>▲</b>	<b>65.9%</b>	<b>+29</b>
<b>Traffic</b>	Infraction	I	333	▼	-1.8%	-6
	Misdemeanor	M	49	▲	+69.0%	+20
	Other	O	14	▼	-39.1%	-9
	Show Cause	SC	3	↔	-	-
	Capias	CA	2	▲	+100.0%	+1
	Civil Violation	CV	2	▲	+100.0%	+1
	Felony	F	0	▼	-100.0%	-1
<b>Total</b>		<b>403</b>	<b>▲</b>	<b>1.5%</b>	<b>+6</b>	
<b>Civil</b>	Unlawful Detainer	UD	40	▲	+73.9%	+17
	Warrant in Debt	WD	26	▲	+30.0%	+6
	Garnishment	GA	9	▼	-50.0%	-9
	Admin License	AL	4	▼	-20.0%	-1
	Counter Claim	CC	1	▲	-	+1
	Preliminary Protective Order	PP	1	▲	-	+1
	Protective Order	PO	1	▲	-	+1
	Bond Forfeiture	BF	0	▼	-100.0%	-1
	Impoundment	IM	0	▼	-100.0%	-1
	Interrogatory	IN	0	▼	-100.0%	-1
	Other	OT	0	▼	-100.0%	-1
	Petition-Restore Arms	PR	0	▼	-100.0%	-1
	<b>Total</b>		<b>82</b>	<b>▲</b>	<b>15.5%</b>	<b>+11</b>
<b>GRAND TOTAL</b>		<b>558</b>	<b>▲</b>	<b>9.0%</b>	<b>+46</b>	

Dispositions by Major Case Category\*\*

Category	Summary	Change	% Change	Absolute Change
Felony	7	▼	-41.7%	-5
Garnishment	9	▼	-52.6%	-10
General Civil	26	▼	+23.8%	+5
Infraction/Civil Violation	349	▲	-3.9%	-14
Landlord /Tenant	40	▲	+73.9%	+17
Misdemeanor	101	▲	+83.6%	+46
Other	24	▲	+26.3%	+5
Protective Orders	2	▲	-	+2
<b>GRAND TOTAL</b>	<b>558</b>	<b>▲</b>	<b>9.0%</b>	<b>+46</b>

\* Compared to same time period as previous year  
 4/11/2024 12:29:37PM

\*\* Case Type Categories are defined in the 2017 Virginia Judicial Workload Assessment  
 Source: SCV-SQL-Information

2024 Overall GRAND TOTAL		Distribution of Caseload			Change*		Percentage (%) of Caseload		
<b>5,742</b>	+7 0.1%	<b>Criminal</b>	1,268	22%	72.8% ▲	+534	<b>Criminal</b>	2023 12.8%	2024 22.1%
2024		<b>Traffic</b>	1,993	35%	-26.4% ▼	-716	<b>Traffic</b>	47.2%	34.7%
2023		<b>Civil</b>	2,284	40%	9.9% ▲	+205	<b>Civil</b>	36.3%	39.8%
		<b>Civil Commitments</b>	197	3%	-7.5% ▼	-16	<b>Civil Commitments</b>	3.7%	3.4%
		<b>GRAND TOTAL</b>	<b>5,742</b>	100%	0.1% ▲	+7	<b>GRAND TOTAL</b>	100%	100%

Dispositions by Division & Code

Division	Case Type Description	Code	Summary	Change	% Change	Absolute Change
<b>Criminal</b>	Misdemeanor	M	814	▲	+105.0%	+417
	Felony	F	311	▲	+42.0%	+92
	Capias	CA	88	▲	+87.2%	+41
	Show Cause	SC	40	▼	-24.5%	-13
	Civil Violation	CV	15	▼	-16.7%	-3
	<b>Total</b>			<b>1,268</b>	<b>▲</b>	<b>72.8%</b>
<b>Traffic</b>	Infraction	I	1,323	▼	-25.3%	-447
	Misdemeanor	M	397	▼	-12.7%	-58
	Other	O	223	▼	-47.4%	-201
	Civil Violation	CV	15	▲	+200.0%	+10
	Felony	F	15	▼	-6.3%	-1
	Show Cause	SC	12	▼	-60.0%	-18
	Capias	CA	8	▼	-11.1%	-1
<b>Total</b>			<b>1,993</b>	<b>▼</b>	<b>-26.4%</b>	<b>-716</b>
<b>Civil</b>	Unlawful Detainer	UD	1,273	▲	+21.6%	+226
	Warrant in Debt	WD	567	▲	+5.8%	+31
	Garnishment	GA	215	▼	-23.8%	-67
	Other	OT	65	▼	+16.1%	+9
	Preliminary Protective Order	PP	49	▲	+6.5%	+3
	Protective Order	PO	42	▼	-6.7%	-3
	Bond Forfeiture	BF	24	▼	-17.2%	-5
	Interrogatory	IN	19	▲	+137.5%	+11
	Motion for Judgment	MJ	7	▲	+40.0%	+2
	Admin License	AL	6	↔		-
	Counter Claim	CC	6	▼	-25.0%	-2
	Abstract	AJ	4	▲	+33.3%	+1
	Tenants Assertion	TA	4	▼	-42.9%	-3
	Detinue	DT	3	▲	-	+3
	Restricted Operators License	RL	0	▼	-100.0%	-1
<b>Total</b>			<b>2,284</b>	<b>▲</b>	<b>9.9%</b>	<b>+205</b>
<b>Civil Commitments</b>	Temporary Detention Order	TD	85	▼	-15.8%	-16
	Mental Commitment	MC	76	▲	+5.6%	+4
	Emergency Custody Order	EC	19	▼	-50.0%	-19
	Petition	PT	11	▲	+450.0%	+9
	Other	OT	6	▲	-	+6
<b>Total</b>			<b>197</b>	<b>▼</b>	<b>-7.5%</b>	<b>-16</b>
<b>GRAND TOTAL</b>			<b>5,742</b>	<b>▲</b>	<b>0.1%</b>	<b>+7</b>

Dispositions by Major Case Category\*\*

Category	Summary	Change	% Change	Absolute Change
Felony	326	▲	+38.7%	+91
Garnishment	234	▲	-19.3%	-56
General Civil	580	▲	+6.0%	+33
Infraction/Civil Violation	1,576	▲	-28.9%	-641
Involuntary Civil Commitments	17	▲	+750.0%	+15
Landlord /Tenant	1,277	▼	+21.2%	+223
Misdemeanor	1,211	▼	+42.0%	+358

\* Compared to same time period as previous year  
 4/11/2024 12:29:37PM

\*\* Case Type Categories are defined in the 2017 Virginia Judicial Workload Assessment  
 Source: SCV-SQL-Information



**CPSS - GCMS CASELOAD STATISTICS OF THE GENERAL DISTRICT COURTS**  
January 2024 thru March 2024 Dispositions (Compared to January 2023 thru March 2023)

Other	430	▼	-3.6%	-16
Protective Orders	91	▼		0
<b>GRAND TOTAL</b>	<b>5,742</b>	▲	0.1%	+7

\* Compared to same time period as previous year  
4/11/2024 12:29:37PM

\*\* Case Type Categories are defined in the 2017 Virginia Judicial Workload Assessment  
Source: SCV-SQL-Information

2024 Overall GRAND TOTAL		Distribution of Caseload			Change*		Percentage (%) of Caseload		
	<b>52,102</b>	<b>Criminal</b>	6,799	13%	13.3% ▲	+799	<b>Criminal</b>	2023: 11.7%	2024: 13.0%
	+735 1.4%	<b>Traffic</b>	35,678	68%	-3.2% ▼	-1,177	<b>Traffic</b>	71.7%	68.5%
2024		<b>Civil</b>	8,590	16%	12.4% ▲	+946	<b>Civil</b>	14.9%	16.5%
2023		<b>Civil Commitments</b>	1,035	2%	19.2% ▲	+167	<b>Civil Commitments</b>	1.7%	2.0%
		<b>GRAND TOTAL</b>	<b>52,102</b>	100%	1.4% ▲	+735	<b>GRAND TOTAL</b>	100%	100%

**Dispositions by Division & Code**

Division	Case Type Description	Code	Summary	Change	% Change	Absolute Change
<b>Criminal</b>	Misdemeanor	M	3,674	▲	+16.8%	+529
	Felony	F	2,322	▲	+7.9%	+171
	Capias	CA	590	▲	+21.4%	+104
	Show Cause	SC	135	▼	-14.6%	-23
	Civil Violation	CV	75	▲	+31.6%	+18
	Motion	MO	3	↔	-	-
	<b>Total</b>			<b>6,799</b>	<b>▲</b>	<b>13.3%</b>
<b>Traffic</b>	Infraction	I	30,387	▼	-3.8%	-1,190
	Misdemeanor	M	4,522	▼	-2.6%	-121
	Capias	CA	340	▲	+45.9%	+107
	Show Cause	SC	159	▲	+3.9%	+6
	Civil Violation	CV	111	▲	+16.8%	+16
	Felony	F	100	▲	+17.6%	+15
	Motion	MO	46	▼	-30.3%	-20
	Restricted Operators License	RL	13	▲	+333.3%	+10
<b>Total</b>			<b>35,678</b>	<b>▼</b>	<b>-3.2%</b>	<b>-1,177</b>
<b>Civil</b>	Warrant in Debt	WD	3,276	▲	+8.9%	+267
	Unlawful Detainer	UD	2,731	▲	+42.1%	+809
	Garnishment	GA	1,483	▲	+2.2%	+32
	Admin License	AL	321	▼	-13.5%	-50
	Other	OT	137	▲	+26.9%	+29
	Preliminary Protective Order	PP	130	▼	-6.5%	-9
	Protective Order	PO	101	▼	-11.4%	-13
	Show Cause	SC	85	▼	-4.5%	-4
	Bond Forfeiture	BF	63	▼	-13.7%	-10
	Motion for Judgment	MJ	48	▼	-2.0%	-1
	Interrogatory	IN	47	▼	-26.6%	-17
	Zoning Violation	ZO	37	▼	-50.0%	-37
	Counter Claim	CC	27	▼	-41.3%	-19
	Overweight	OC	26	▲	+52.9%	+9
	Impoundment	IM	21	▼	-19.2%	-5
	Abstract	AJ	20	▼	-67.2%	-41
	Detinue	DT	16	▲	+300.0%	+12
	Tenants Assertion	TA	12	▼	-40.0%	-8
	Capias	CA	4	▲	+33.3%	+1
	Petition-Restore Arms	PR	3	▲	+200.0%	+2
Cross Claim	CR	1	▼	-66.7%	-2	
Third Party Claim	TH	1	▲	-	+1	
<b>Total</b>			<b>8,590</b>	<b>▲</b>	<b>12.4%</b>	<b>+946</b>
<b>Civil Commitments</b>	Temporary Detention Order	TD	458	▲	+15.4%	+61
	Mental Commitment	MC	445	▲	+26.1%	+92
	Emergency Custody Order	EC	77	▼	-16.3%	-15
	Other	OT	41	▲	+272.7%	+30
	Medical Emergency Temporary Detention Order	MT	10	▼	-33.3%	-5
	Petition	PT	4	▲	-	+4
<b>Total</b>			<b>1,035</b>	<b>▲</b>	<b>19.2%</b>	<b>+167</b>
<b>GRAND TOTAL</b>			<b>52,102</b>	<b>▲</b>	<b>1.4%</b>	<b>+735</b>

\* Compared to same time period as previous year  
 4/11/2024 12:29:37PM

\*\* Case Type Categories are defined in the 2017 Virginia Judicial Workload Assessment  
 Source: SCV-SQL-Information

**Dispositions by Major Case Category\*\***

Category	Summary	Change	% Change	Absolute Change
Felony	2,422	▲	+8.3%	+186
Garnishment	1,530	▼	+1.0%	+15
General Civil	3,358	▲	+9.4%	+289
Infraction/Civil Violation	30,599	▲	-3.6%	-1,147
Involuntary Civil Commitments	45	▲	+309.1%	+34
Landlord /Tenant	2,743	▲	+41.2%	+801
Misdemeanor	8,246	▲	+4.8%	+381
Other	2,928	▲	+7.3%	+198
Protective Orders	231	▼	-8.7%	-22
<b>GRAND TOTAL</b>	<b>52,102</b>	▲	1.4%	+735

\* Compared to same time period as previous year  
 4/11/2024 12:29:37PM

\*\* Case Type Categories are defined in the 2017 Virginia Judicial Workload Assessment  
 Source: SCV-SQL-Information

2024 Overall GRAND TOTAL		Distribution of Caseload			Change*		Percentage (%) of Caseload		
	<b>1,195</b>	<b>Criminal</b>	169	14%	57.9% ▲	+62	<b>Criminal</b>	2023 9.3%	2024 14.1%
		<b>Traffic</b>	1,018	85%	-1.8% ▼	-19	<b>Traffic</b>	89.9%	85.2%
		<b>Civil</b>	8	1%	-20.0% ▼	-2	<b>Civil</b>	0.9%	0.7%
		<b>GRAND TOTAL</b>	<b>1,195</b>	100%	3.6% ▲	+41	<b>GRAND TOTAL</b>	100%	100%

**Dispositions by Division & Code**

Division	Case Type Description	Code	Summary	Change	% Change	Absolute Change
<b>Criminal</b>	Misdemeanor	M	147	▲	+63.3%	+57
	Capias	CA	22	▲	+69.2%	+9
	Civil Violation	CV	0	▼	-100.0%	-2
	Felony	F	0	▼	-100.0%	-1
	Show Cause	SC	0	▼	-100.0%	-1
	<b>Total</b>			<b>169</b>	<b>▲</b>	<b>57.9%</b>
<b>Traffic</b>	Infraction	I	861	▼	-3.0%	-27
	Misdemeanor	M	128	▲	+29.3%	+29
	Civil Violation	CV	15	▼	-60.5%	-23
	Capias	CA	10	▲	+25.0%	+2
	Show Cause	SC	4	▲	+100.0%	+2
	Other	O	0	▼	-100.0%	-2
	<b>Total</b>			<b>1,018</b>	<b>▼</b>	<b>-1.8%</b>
<b>Civil</b>	Zoning Violation	ZO	5	▲	-	+5
	Admin License	AL	2	▼	-80.0%	-8
	Protective Order	PO	1	▲	-	+1
	<b>Total</b>			<b>8</b>	<b>▼</b>	<b>-20.0%</b>
<b>GRAND TOTAL</b>			<b>1,195</b>	<b>▲</b>	<b>3.6%</b>	<b>+41</b>

**Dispositions by Major Case Category\*\***

Category	Summary	Change	% Change	Absolute Change
Felony	0	▼	-100.0%	-1
Infraction/Civil Violation	876	▼	-5.8%	-54
Misdemeanor	280	▲	+48.1%	+91
Other	38	▲	+11.8%	+4
Protective Orders	1	▲	-	+1
<b>GRAND TOTAL</b>	<b>1,195</b>	<b>▲</b>	<b>3.6%</b>	<b>+41</b>

\* Compared to same time period as previous year  
 4/11/2024 12:29:37PM

\*\* Case Type Categories are defined in the 2017 Virginia Judicial Workload Assessment  
 Source: SCV-SQL-Information

2024 Overall GRAND TOTAL		Distribution of Caseload			Change*		Percentage (%) of Caseload		
<b>6,211</b>	+717 13.1%	<b>Criminal</b>	567	9%	6.4% ▲	+34	<b>Criminal</b>	2023 9.7%	2024 9.1%
2024		<b>Traffic</b>	4,951	80%	13.7% ▲	+597	<b>Traffic</b>	79.3%	79.7%
2023		<b>Civil</b>	660	11%	13.2% ▲	+77	<b>Civil</b>	10.6%	10.6%
		<b>Civil Commitments</b>	33	1%	37.5% ▲	+9	<b>Civil Commitments</b>	0.4%	0.5%
		<b>GRAND TOTAL</b>	<b>6,211</b>	100%	13.1% ▲	+717	<b>GRAND TOTAL</b>	100%	100%

**Dispositions by Division & Code**

Division	Case Type Description	Code	Summary	Change	% Change	Absolute Change
<b>Criminal</b>	Misdemeanor	M	311	▲	+2.6%	+8
	Felony	F	150	▲	+14.5%	+19
	Show Cause	SC	36	▲	+38.5%	+10
	Capias	CA	35	▲	+16.7%	+5
	Civil Violation	CV	35	▼	-18.6%	-8
	<b>Total</b>			<b>567</b>	<b>▲</b>	<b>6.4%</b>
<b>Traffic</b>	Infraction	I	4,154	▲	+12.8%	+472
	Misdemeanor	M	764	▲	+18.6%	+120
	Capias	CA	13	▲	+8.3%	+1
	Felony	F	10	▼	-16.7%	-2
	Show Cause	SC	9	▲	+200.0%	+6
	Other	O	1	▲	-	+1
	Civil Violation	CV	0	▼	-100.0%	-1
	<b>Total</b>			<b>4,951</b>	<b>▲</b>	<b>13.7%</b>
<b>Civil</b>	Warrant in Debt	WD	281	▲	+19.6%	+46
	Garnishment	GA	166	▲	+10.7%	+16
	Unlawful Detainer	UD	94	▲	+118.6%	+51
	Admin License	AL	31	▼	-24.4%	-10
	Protective Order	PO	15	▲	+7.1%	+1
	Preliminary Protective Order	PP	14	↔	-	-
	Other	OT	12	▼	-42.9%	-9
	Abstract	AJ	9	▼	-30.8%	-4
	Show Cause	SC	9	↔	-	-
	Interrogatory	IN	6	▼	-33.3%	-3
	Detinue	DT	5	▼	-44.4%	-4
	Zoning Violation	ZO	5	▲	-	+5
	Motion for Judgment	MJ	4	▲	-	+4
	Tenants Assertion	TA	4	▼	-20.0%	-1
	Counter Claim	CC	2	▲	+100.0%	+1
	Impoundment	IM	2	▼	-85.7%	-12
	Overweight	OC	1	▼	-50.0%	-1
	Petition-Restore Arms	PR	0	▼	-100.0%	-2
	Restricted Operators License	RL	0	▼	-100.0%	-1
<b>Total</b>			<b>660</b>	<b>▲</b>	<b>13.2%</b>	<b>+77</b>
<b>Civil Commitments</b>	Temporary Detention Order	TD	24	▲	+50.0%	+8
	Emergency Custody Order	EC	9	▲	+12.5%	+1
	<b>Total</b>			<b>33</b>	<b>▲</b>	<b>37.5%</b>
<b>GRAND TOTAL</b>			<b>6,211</b>	<b>▲</b>	<b>13.1%</b>	<b>+717</b>

**Dispositions by Major Case Category\*\***

Category	Summary	Change	% Change	Absolute Change
Felony	160	▼	+11.9%	+17
Garnishment	172	▼	+8.2%	+13
General Civil	293	▲	+17.7%	+44
Infraction/Civil Violation	4,191	▲	+12.4%	+463
Landlord /Tenant	98	▲	+104.2%	+50
Misdemeanor	1,080	▲	+13.9%	+132
Other	188	▲	-1.6%	-3

\* Compared to same time period as previous year  
 4/11/2024 12:29:37PM

\*\* Case Type Categories are defined in the 2017 Virginia Judicial Workload Assessment  
 Source: SCV-SQL-Information

**CPSS - GCMS CASELOAD STATISTICS OF THE GENERAL DISTRICT COURTS**  
January 2024 thru March 2024 Dispositions (Compared to January 2023 thru March 2023)

---

Protective Orders	29	▲	+3.6%	+1
<b>GRAND TOTAL</b>	<b>6,211</b>	▲	13.1%	+717

---

\* Compared to same time period as previous year  
4/11/2024 12:29:37PM

\*\* Case Type Categories are defined in the 2017 Virginia Judicial Workload Assessment  
Source: SCV-SQL-Information

2024 Overall GRAND TOTAL		Distribution of Caseload			Change*		Percentage (%) of Caseload		
<b>13,707</b>	+616 4.7%	<b>Criminal</b>	1,641	12%	-1.1% ▼	-18	<b>Criminal</b>	2023 12.7%	2024 12.0%
2024	↑	<b>Traffic</b>	9,011	66%	11.5% ▲	+927	<b>Traffic</b>	61.8%	65.7%
2023		<b>Civil</b>	2,822	21%	-9.4% ▼	-294	<b>Civil</b>	23.8%	20.6%
		<b>Civil Commitments</b>	233	2%	0.4% ▲	+1	<b>Civil Commitments</b>	1.8%	1.7%
		<b>GRAND TOTAL</b>	<b>13,707</b>	100%	4.7% ▲	+616	<b>GRAND TOTAL</b>	100%	100%

**Dispositions by Division & Code**

Division	Case Type Description	Code	Summary	Change	% Change	Absolute Change
<b>Criminal</b>	Misdemeanor	M	920	▲	+2.4%	+22
	Felony	F	416	▼	-11.7%	-55
	Capias	CA	133	▼	-7.0%	-10
	Civil Violation	CV	86	▲	+36.5%	+23
	Show Cause	SC	86	▲	+2.4%	+2
	<b>Total</b>			<b>1,641</b>	▼	<b>-1.1%</b>
<b>Traffic</b>	Infraction	I	7,798	▲	+9.7%	+692
	Misdemeanor	M	1,136	▲	+22.9%	+212
	Capias	CA	35	▲	+12.9%	+4
	Felony	F	20	▲	+33.3%	+5
	Show Cause	SC	19	▲	+171.4%	+12
	Civil Violation	CV	2	▲	-	+2
	Restricted Operators License	RL	1	↔	-	-
	<b>Total</b>			<b>9,011</b>	▲	<b>11.5%</b>
<b>Civil</b>	Warrant in Debt	WD	1,236	▲	+19.2%	+199
	Garnishment	GA	753	▼	-41.2%	-528
	Unlawful Detainer	UD	439	▲	+3.8%	+16
	Show Cause	SC	80	▲	+37.9%	+22
	Admin License	AL	78	▲	+16.4%	+11
	Interrogatory	IN	67	▲	+9.8%	+6
	Preliminary Protective Order	PP	46	▼	-9.8%	-5
	Protective Order	PO	41	▼	-6.8%	-3
	Other	OT	23	▼	-34.3%	-12
	Bond Forfeiture	BF	15	▲	+650.0%	+13
	Impoundment	IM	14	▲	+600.0%	+12
	Counter Claim	CC	10	▼	-16.7%	-2
	Abstract	AJ	9	▼	-66.7%	-18
	Capias	CA	6	▼	-14.3%	-1
	Detinue	DT	2	▼	-50.0%	-2
	Overweight	OC	1	▲	-	+1
	Petition-Restore Arms	PR	1	▲	-	+1
	Tenants Assertion	TA	1	▼	-66.7%	-2
	Interrogatory-Not	IC	0	▼	-100.0%	-1
	Mechanic's Lien	ML	0	▼	-100.0%	-1
<b>Total</b>			<b>2,822</b>	▼	<b>-9.4%</b>	<b>-294</b>
<b>Civil Commitments</b>	Temporary Detention Order	TD	98	▼	-11.7%	-13
	Mental Commitment	MC	96	▲	+28.0%	+21
	Emergency Custody Order	EC	28	▼	-6.7%	-2
	Other	OT	6	▼	-53.8%	-7
	Medical Emergency Temporary Detention Order	MT	4	▲	+100.0%	+2
	Petition	PT	1	↔	-	-
<b>Total</b>			<b>233</b>	▲	<b>0.4%</b>	<b>+1</b>
<b>GRAND TOTAL</b>			<b>13,707</b>	▲	4.7%	+616

**Dispositions by Major Case Category\*\***

Category	Summary	Change	% Change	Absolute Change
Felony	436	▲	-10.3%	-50
Garnishment	820	▼	-38.9%	-522

\* Compared to same time period as previous year  
 4/11/2024 12:29:37PM

\*\* Case Type Categories are defined in the 2017 Virginia Judicial Workload Assessment  
 Source: SCV-SQL-Information

**CPSS - GCMS CASELOAD STATISTICS OF THE GENERAL DISTRICT COURTS**

January 2024 thru March 2024 Dispositions (Compared to January 2023 thru March 2023)

**Loudoun**

District: 20 FIPS: 107

General Civil	1,247	▲	+18.9%	+198
Infraction/Civil Violation	7,887	▲	+10.0%	+718
Involuntary Civil Commitments	7	▼	-50.0%	-7
Landlord /Tenant	440	▼	+3.3%	+14
Misdemeanor	2,057	▲	+12.8%	+234
Other	726	▲	+5.7%	+39
Protective Orders	87	▼	-8.4%	-8
<b>GRAND TOTAL</b>	<b>13,707</b>	▲	4.7%	+616

\* Compared to same time period as previous year  
4/11/2024 12:29:37PM

\*\* Case Type Categories are defined in the 2017 Virginia Judicial Workload Assessment  
Source: SCV-SQL-Information



2024 Overall GRAND TOTAL		Distribution of Caseload			Change*		Percentage (%) of Caseload			
<b>988</b>	+145 17.2%	<b>Criminal</b>	67	7%	-1.5%	▼	-1	<b>Criminal</b>	2023 8.1%	2024 6.8%
2024	↑	<b>Traffic</b>	876	89%	20.5%	▲	+149	<b>Traffic</b>	86.2%	88.7%
2023		<b>Civil</b>	45	5%	-4.3%	▲	-2	<b>Civil</b>	5.6%	4.6%
		<b>Civil Commitments</b>	0	0%	-100.0%	▼	-1	<b>Civil Commitments</b>	0.1%	0.0%
		<b>GRAND TOTAL</b>	<b>988</b>	100%	17.2%	▲	+145	<b>GRAND TOTAL</b>	100%	100%

**Dispositions by Division & Code**

Division	Case Type Description	Code	Summary	Change	% Change	Absolute Change
<b>Criminal</b>	Felony	F	24	▲	+41.2%	+7
	Misdemeanor	M	24	▼	-36.8%	-14
	Capias	CA	8	▲	+60.0%	+3
	Show Cause	SC	8	▲	+100.0%	+4
	Civil Violation	CV	3	▼	-25.0%	-1
	<b>Total</b>			<b>67</b>	▼	<b>-1.5%</b>
<b>Traffic</b>	Infraction	I	711	▲	+11.1%	+71
	Misdemeanor	M	154	▲	+92.5%	+74
	Capias	CA	4	▲	+33.3%	+1
	Felony	F	3	▲	+50.0%	+1
	Show Cause	SC	3	▲	+50.0%	+1
	Restricted Operators License	RL	1	▲	-	+1
	<b>Total</b>			<b>876</b>	▲	<b>20.5%</b>
<b>Civil</b>	Warrant in Debt	WD	16	▲	+60.0%	+6
	Garnishment	GA	10	▲	+233.3%	+7
	Admin License	AL	7	▼	-22.2%	-2
	Impoundment	IM	4	▼	-66.7%	-8
	Unlawful Detainer	UD	4	▲	+33.3%	+1
	Abstract	AJ	1	▲	-	+1
	Other	OT	1	▲	-	-
	Preliminary Protective Order	PP	1	▼	-80.0%	-4
	Protective Order	PO	1	▼	-75.0%	-3
<b>Total</b>			<b>45</b>	▼	<b>-4.3%</b>	<b>-2</b>
<b>Civil Commitments</b>	Emergency Custody Order	EC	0	▼	-100.0%	-1
	<b>Total</b>			<b>0</b>	▼	<b>-100.0%</b>
<b>GRAND TOTAL</b>			<b>988</b>	▲	17.2%	+145

**Dispositions by Major Case Category\*\***

Category	Summary	Change	% Change	Absolute Change
Felony	27	▲	+42.1%	+8
Garnishment	10	▲	+233.3%	+7
General Civil	16	▼	+45.5%	+5
Infraction/Civil Violation	714	▼	+10.9%	+70
Landlord /Tenant	4	▲	+33.3%	+1
Misdemeanor	179	▲	+51.7%	+61
Other	36	▲	-	0
Protective Orders	2	▼	-77.8%	-7
<b>GRAND TOTAL</b>	<b>988</b>	▲	17.2%	+145

\* Compared to same time period as previous year  
 4/11/2024 12:29:37PM

\*\* Case Type Categories are defined in the 2017 Virginia Judicial Workload Assessment  
 Source: SCV-SQL-Information

2024 Overall GRAND TOTAL		Distribution of Caseload			Change*		Percentage (%) of Caseload		
2024	2,800	Criminal	415	15%	3.0% ▲	+12	Criminal	2023	2024
2023	2,465	Traffic	1,584	57%	22.7% ▲	+293	Traffic	16.3%	14.8%
	+335 13.6%	Civil	730	26%	3.0% ▲	+21	Civil	52.4%	56.6%
	↑	Civil Commitments	71	3%	14.5% ▲	+9	Civil Commitments	28.8%	26.1%
		<b>GRAND TOTAL</b>	<b>2,800</b>	<b>100%</b>	<b>13.6% ▲</b>	<b>+335</b>	<b>GRAND TOTAL</b>	<b>100%</b>	<b>100%</b>

Dispositions by Division & Code

Division	Case Type Description	Code	Summary	Change	% Change	Absolute Change
<b>Criminal</b>	Misdemeanor	M	233	▼	-8.6%	-22
	Felony	F	120	▲	+41.2%	+35
	Civil Violation	CV	30	▲	+87.5%	+14
	Capias	CA	21	▼	-27.6%	-8
	Show Cause	SC	11	▼	-38.9%	-7
	<b>Total</b>			<b>415</b>	<b>▲</b>	<b>3.0%</b>
<b>Traffic</b>	Infraction	I	1,187	▲	+31.2%	+282
	Misdemeanor	M	380	▲	+12.1%	+41
	Show Cause	SC	9	▼	-10.0%	-1
	Felony	F	4	▼	-60.0%	-6
	Capias	CA	3	▼	-86.4%	-19
	Civil Violation	CV	1	▼	-80.0%	-4
<b>Total</b>			<b>1,584</b>	<b>▲</b>	<b>22.7%</b>	<b>+293</b>
<b>Civil</b>	Warrant in Debt	WD	268	▲	+9.8%	+24
	Garnishment	GA	181	▼	-12.6%	-26
	Unlawful Detainer	UD	127	▲	+1.6%	+2
	Other	OT	36	▲	+28.6%	+8
	Detinue	DT	33	▲	+57.1%	+12
	Preliminary Protective Order	PP	25	▲	+38.9%	+7
	Protective Order	PO	24	▲	+33.3%	+6
	Bond Forfeiture	BF	16	▼	-15.8%	-3
	Admin License	AL	11	▼	-21.4%	-3
	Abstract	AJ	4	▲	+100.0%	+2
	Overweight	OC	3	▲	-	+3
	Interrogatory	IN	1	▼	-83.3%	-5
	Petition-Restore Arms	PR	1	▲	-	+1
	Counter Claim	CC	0	▼	-100.0%	-1
	Distress Seizure	DS	0	▼	-100.0%	-1
	Impoundment	IM	0	▼	-100.0%	-3
	Motion for Judgment	MJ	0	▼	-100.0%	-1
	Tenants Assertion	TA	0	▼	-100.0%	-1
<b>Total</b>			<b>730</b>	<b>▲</b>	<b>3.0%</b>	<b>+21</b>
<b>Civil Commitments</b>	Temporary Detention Order	TD	38	▲	+18.8%	+6
	Emergency Custody Order	EC	22	↔	-	-
	Mental Commitment	MC	11	▲	+37.5%	+3
<b>Total</b>			<b>71</b>	<b>▲</b>	<b>14.5%</b>	<b>+9</b>
<b>GRAND TOTAL</b>			<b>2,800</b>	<b>▲</b>	<b>13.6%</b>	<b>+335</b>

Dispositions by Major Case Category\*\*

Category	Summary	Change	% Change	Absolute Change
Felony	124	▼	+30.5%	+29
Garnishment	182	▼	-14.6%	-31
General Civil	303	▲	+13.1%	+35
Infraction/Civil Violation	1,221	▲	+31.9%	+295
Landlord /Tenant	127	▼	+0.8%	+1
Misdemeanor	613	▲	+3.2%	+19
Other	181	▼	-12.6%	-26

\* Compared to same time period as previous year  
 4/11/2024 12:29:37PM

\*\* Case Type Categories are defined in the 2017 Virginia Judicial Workload Assessment  
 Source: SCV-SQL-Information

**CPSS - GCMS CASELOAD STATISTICS OF THE GENERAL DISTRICT COURTS**  
January 2024 thru March 2024 Dispositions (Compared to January 2023 thru March 2023)

---

Protective Orders	49	▲	+36.1%	+13
<b>GRAND TOTAL</b>	<b>2,800</b>	▲	13.6%	+335

---

\* Compared to same time period as previous year  
4/11/2024 12:29:37PM

\*\* Case Type Categories are defined in the 2017 Virginia Judicial Workload Assessment  
Source: SCV-SQL-Information

2024 Overall GRAND TOTAL		Distribution of Caseload			Change*		Percentage (%) of Caseload			
<b>1,164</b>	-468 -28.7%	<b>Criminal</b>	237	20%	-2.9%	▼	-7	<b>Criminal</b>	2023 15.0%	2024 20.4%
2024		<b>Traffic</b>	532	46%	-47.6%	▼	-483	<b>Traffic</b>	62.2%	45.7%
2023		<b>Civil</b>	327	28%	1.6%	▲	+5	<b>Civil</b>	19.7%	28.1%
		<b>Civil Commitments</b>	68	6%	33.3%	▲	+17	<b>Civil Commitments</b>	3.1%	5.8%
		<b>GRAND TOTAL</b>	<b>1,164</b>	100%	-28.7%	▼	-468	<b>GRAND TOTAL</b>	100%	100%

Dispositions by Division & Code

Division	Case Type Description	Code	Summary	Change	% Change	Absolute Change
<b>Criminal</b>	Misdemeanor	M	139	▼	-7.3%	-11
	Felony	F	65	▲	+1.6%	+1
	Capias	CA	16	▼	-5.9%	-1
	Show Cause	SC	13	▲	+8.3%	+1
	Civil Violation	CV	4	▲	+300.0%	+3
	<b>Total</b>			<b>237</b>	▼	<b>-2.9%</b>
<b>Traffic</b>	Infraction	I	341	▼	-58.2%	-475
	Misdemeanor	M	154	▼	-17.2%	-32
	Show Cause	SC	17	▲	+240.0%	+12
	Capias	CA	10	▲	+150.0%	+6
	Civil Violation	CV	5	▲	+150.0%	+3
	Felony	F	5	▲	+150.0%	+3
	<b>Total</b>			<b>532</b>	▼	<b>-47.6%</b>
<b>Civil</b>	Unlawful Detainer	UD	139	▲	+69.5%	+57
	Garnishment	GA	81	▼	-30.2%	-35
	Warrant in Debt	WD	79	▲	+1.3%	+1
	Other	OT	9	▲	+28.6%	+2
	Admin License	AL	5	▼	-44.4%	-4
	Bond Forfeiture	BF	5	▼	-66.7%	-10
	Protective Order	PO	4	↔		-
	Preliminary Protective Order	PP	3	↔		-
	Abstract	AJ	1	▼	-50.0%	-1
	Impoundment	IM	1	▼	-50.0%	-1
	Counter Claim	CC	0	▼	-100.0%	-1
	Detinue	DT	0	▼	-100.0%	-2
	Interrogatory	IN	0	▼	-100.0%	-1
	<b>Total</b>			<b>327</b>	▲	<b>1.6%</b>
<b>Civil Commitments</b>	Temporary Detention Order	TD	31	▲	+82.4%	+14
	Emergency Custody Order	EC	24	▼	-7.7%	-2
	Mental Commitment	MC	13	▲	+62.5%	+5
	<b>Total</b>			<b>68</b>	▲	<b>33.3%</b>
<b>GRAND TOTAL</b>			<b>1,164</b>	▼	<b>-28.7%</b>	<b>-468</b>

Dispositions by Major Case Category\*\*

Category	Summary	Change	% Change	Absolute Change
Felony	70	▲	+6.1%	+4
Garnishment	81	▼	-30.8%	-36
General Civil	79	▼	-1.3%	-1
Infraction/Civil Violation	350	▲	-57.3%	-469
Landlord /Tenant	139	▲	+69.5%	+57
Misdemeanor	293	▼	-12.8%	-43
Other	145	▲	+16.0%	+20
Protective Orders	7	↔		0
<b>GRAND TOTAL</b>	<b>1,164</b>	▼	<b>-28.7%</b>	<b>-468</b>

\* Compared to same time period as previous year  
 4/11/2024 12:29:37PM

\*\* Case Type Categories are defined in the 2017 Virginia Judicial Workload Assessment  
 Source: SCV-SQL-Information

2024 Overall GRAND TOTAL		Distribution of Caseload			Change*		Percentage (%) of Caseload			
<b>694</b>	+5 0.7%	<b>Criminal</b>	111	16%	-11.2%	▼	-14	<b>Criminal</b>	2023: 18.1%	2024: 16.0%
2024		<b>Traffic</b>	472	68%	11.3%	▲	+48	<b>Traffic</b>	61.5%	68.0%
2023		<b>Civil</b>	111	16%	-14.0%	▼	-18	<b>Civil</b>	18.7%	16.0%
		<b>Civil Commitments</b>	0	0%	-100.0%	▼	-11	<b>Civil Commitments</b>	1.6%	0.0%
		<b>GRAND TOTAL</b>	<b>694</b>	100%	0.7%	▲	+5	<b>GRAND TOTAL</b>	100%	100%

Dispositions by Division & Code

Division	Case Type Description	Code	Summary	Change	% Change	Absolute Change
<b>Criminal</b>	Misdemeanor	M	56	▼	-31.7%	-26
	Felony	F	46	▲	+142.1%	+27
	Civil Violation	CV	4	▲	+100.0%	+2
	Capias	CA	3	▼	-72.7%	-8
	Show Cause	SC	2	▼	-81.8%	-9
	<b>Total</b>			<b>111</b>	▼	<b>-11.2%</b>
<b>Traffic</b>	Infraction	I	359	▲	+7.5%	+25
	Misdemeanor	M	108	▲	+22.7%	+20
	Felony	F	5	▲	+150.0%	+3
	<b>Total</b>		<b>472</b>	▲	<b>11.3%</b>	<b>+48</b>
<b>Civil</b>	Warrant in Debt	WD	56	▼	-12.5%	-8
	Garnishment	GA	28	▲	+21.7%	+5
	Unlawful Detainer	UD	9	▼	-18.2%	-2
	Admin License	AL	5	▲	+150.0%	+3
	Protective Order	PO	5	▼	-37.5%	-3
	Preliminary Protective Order	PP	4	▼	-20.0%	-1
	Other	OT	2	▼	-50.0%	-2
	Abstract	AJ	1	▲	-	+1
	Bond Forfeiture	BF	1	▼	-75.0%	-3
	Capias	CA	0	▼	-100.0%	-2
	Interrogatory	IN	0	▼	-100.0%	-1
	Motion for Judgment	MJ	0	▼	-100.0%	-1
	Overweight	OC	0	▼	-100.0%	-1
	Show Cause	SC	0	▼	-100.0%	-3
	<b>Total</b>			<b>111</b>	▼	<b>-14.0%</b>
<b>Civil Commitments</b>	Emergency Custody Order	EC	0	▼	-100.0%	-3
	Temporary Detention Order	TD	0	▼	-100.0%	-8
	<b>Total</b>		<b>0</b>	▼	<b>-100.0%</b>	<b>-11</b>
<b>GRAND TOTAL</b>			<b>694</b>	▲	0.7%	+5

Dispositions by Major Case Category\*\*

Category	Summary	Change	% Change	Absolute Change
Felony	51	▲	+142.9%	+30
Garnishment	28	▼	+16.7%	+4
General Civil	56	▼	-13.8%	-9
Infraction/Civil Violation	363	▲	+7.7%	+26
Landlord /Tenant	9	▼	-18.2%	-2
Misdemeanor	164	▼	-3.5%	-6
Other	14	▲	-70.8%	-34
Protective Orders	9	▼	-30.8%	-4
<b>GRAND TOTAL</b>	<b>694</b>	▲	0.7%	+5

\* Compared to same time period as previous year  
 4/11/2024 12:29:37PM

\*\* Case Type Categories are defined in the 2017 Virginia Judicial Workload Assessment  
 Source: SCV-SQL-Information

2024 Overall GRAND TOTAL		Distribution of Caseload			Change*		Percentage (%) of Caseload		
<b>3,962</b>	+33 0.8%	<b>Criminal</b>	1,169	30%	10.0% ▲	+106	<b>Criminal</b>	2023 27.1%	2024 29.5%
2024		<b>Traffic</b>	1,385	35%	9.3% ▲	+118	<b>Traffic</b>	32.2%	35.0%
2023		<b>Civil</b>	1,133	29%	-13.8% ▼	-181	<b>Civil</b>	33.4%	28.6%
		<b>Civil Commitments</b>	275	7%	-3.5% ▼	-10	<b>Civil Commitments</b>	7.3%	6.9%
		<b>GRAND TOTAL</b>	<b>3,962</b>	100%	0.8% ▲	+33	<b>GRAND TOTAL</b>	100%	100%

**Dispositions by Division & Code**

Division	Case Type Description	Code	Summary	Change	% Change	Absolute Change
<b>Criminal</b>	Misdemeanor	M	684	▲	+2.2%	+15
	Felony	F	320	▲	+20.3%	+54
	Capias	CA	136	▲	+44.7%	+42
	Show Cause	SC	14	▼	-26.3%	-5
	Civil Violation	CV	13	▲	+44.4%	+4
	Motion	MO	1	▲	-	+1
	Restricted Operators License	RL	1	▼	-83.3%	-5
	<b>Total</b>			<b>1,169</b>	<b>▲</b>	<b>10.0%</b>
<b>Traffic</b>	Infraction	I	960	▲	+3.3%	+31
	Misdemeanor	M	392	▲	+27.7%	+85
	Capias	CA	21	▲	+16.7%	+3
	Felony	F	11	▲	+22.2%	+2
	Other	O	1	▲	-	+1
	Restricted Operators License	RL	0	▼	-100.0%	-3
	Show Cause	SC	0	▼	-100.0%	-1
<b>Total</b>			<b>1,385</b>	<b>▲</b>	<b>9.3%</b>	<b>+118</b>
<b>Civil</b>	Unlawful Detainer	UD	319	▼	-16.5%	-63
	Warrant in Debt	WD	307	▼	-5.0%	-16
	Garnishment	GA	240	▼	-11.1%	-30
	Detinue	DT	105	▼	-42.9%	-79
	Other	OT	72	▼	+2.9%	+2
	Protective Order	PO	36	▲	+89.5%	+17
	Preliminary Protective Order	PP	29	▲	+20.8%	+5
	Admin License	AL	9	▼	-43.8%	-7
	Bond Forfeiture	BF	5	▼	-50.0%	-5
	Tenants Assertion	TA	5	▲	-	+5
	Impoundment	IM	3	↔	-	-
	Interrogatory	IN	2	↔	-	-
	Petition-Restore Arms	PR	1	▼	-50.0%	-1
	Abstract	AJ	0	▼	-100.0%	-6
	Counter Claim	CC	0	▼	-100.0%	-2
Show Cause	SC	0	▼	-100.0%	-1	
<b>Total</b>			<b>1,133</b>	<b>▼</b>	<b>-13.8%</b>	<b>-181</b>
<b>Civil Commitments</b>	Mental Commitment	MC	139	▲	+10.3%	+13
	Other	OT	58	▲	+5.5%	+3
	Temporary Detention Order	TD	54	▼	-5.3%	-3
	Emergency Custody Order	EC	22	▼	-47.6%	-20
	Petition	PT	2	▼	-50.0%	-2
	Medical Emergency Temporary Detention Order	MT	0	▼	-100.0%	-1
<b>Total</b>			<b>275</b>	<b>▼</b>	<b>-3.5%</b>	<b>-10</b>
<b>GRAND TOTAL</b>			<b>3,962</b>	<b>▲</b>	<b>0.8%</b>	<b>+33</b>

**Dispositions by Major Case Category\*\***

Category	Summary	Change	% Change	Absolute Change
Felony	331	▲	+20.4%	+56
Garnishment	242	▼	-11.0%	-30
General Civil	415	▼	-19.4%	-100
Infraction/Civil Violation	974	▲	+3.8%	+36

\* Compared to same time period as previous year  
 4/11/2024 12:29:37PM

\*\* Case Type Categories are defined in the 2017 Virginia Judicial Workload Assessment  
 Source: SCV-SQL-Information

**CPSS - GCMS CASELOAD STATISTICS OF THE GENERAL DISTRICT COURTS**  
 January 2024 thru March 2024 Dispositions (Compared to January 2023 thru March 2023)

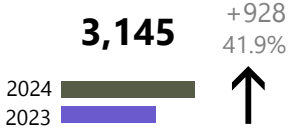
**Danville**

District: 22 FIPS: 590

Involuntary Civil Commitments	60	▼	+1.7%	+1
Landlord /Tenant	324	▲	-15.2%	-58
Misdemeanor	1,077	▼	+9.3%	+92
Other	474	▲	+3.0%	+14
Protective Orders	65	▲	+51.2%	+22
<b>GRAND TOTAL</b>	<b>3,962</b>	▲	0.8%	+33

\* Compared to same time period as previous year  
 4/11/2024 12:29:37PM

\*\* Case Type Categories are defined in the 2017 Virginia Judicial Workload Assessment  
 Source: SCV-SQL-Information

2024 Overall GRAND TOTAL		Distribution of Caseload			Change*		Percentage (%) of Caseload		
<b>3,145</b>	+928 41.9%	<b>Criminal</b>	553	18%	21.0% ▲	+96	<b>Criminal</b>	20.6%	17.6%
		<b>Traffic</b>	1,957	62%	59.4% ▲	+729	<b>Traffic</b>	55.4%	62.2%
		<b>Civil</b>	588	19%	22.8% ▲	+109	<b>Civil</b>	21.6%	18.7%
		<b>Civil Commitments</b>	47	1%	-11.3% ▼	-6	<b>Civil Commitments</b>	2.4%	1.5%
		<b>GRAND TOTAL</b>	<b>3,145</b>	100%	41.9% ▲	+928	<b>GRAND TOTAL</b>	100%	100%

**Dispositions by Division & Code**

Division	Case Type Description	Code	Summary	Change	% Change	Absolute Change
<b>Criminal</b>	Misdemeanor	M	332	▲	+9.9%	+30
	Felony	F	124	▲	+37.8%	+34
	Capias	CA	58	▲	+45.0%	+18
	Show Cause	SC	20	▲	+33.3%	+5
	Civil Violation	CV	19	▲	+90.0%	+9
	<b>Total</b>			<b>553</b>	<b>▲</b>	<b>21.0%</b>
<b>Traffic</b>	Infraction	I	1,642	▲	+72.1%	+688
	Misdemeanor	M	281	▲	+12.9%	+32
	Capias	CA	25	▲	+66.7%	+10
	Felony	F	8	▼	-11.1%	-1
	Show Cause	SC	1	▲	-	+1
	Civil Violation	CV	0	▼	-100.0%	-1
	<b>Total</b>			<b>1,957</b>	<b>▲</b>	<b>59.4%</b>
<b>Civil</b>	Warrant in Debt	WD	249	▲	+42.3%	+74
	Garnishment	GA	162	▲	+16.5%	+23
	Unlawful Detainer	UD	58	▼	-12.1%	-8
	Other	OT	24	▼	-4.0%	-1
	Detinue	DT	18	↔	-	-
	Admin License	AL	17	▲	+30.8%	+4
	Preliminary Protective Order	PP	14	▲	+16.7%	+2
	Bond Forfeiture	BF	13	▲	+85.7%	+6
	Impoundment	IM	11	▲	+450.0%	+9
	Interrogatory	IN	7	↔	-	-
	Show Cause	SC	5	▲	+25.0%	+1
	Abstract	AJ	4	▲	-	+4
	Protective Order	PO	4	▼	-33.3%	-2
	Counter Claim	CC	1	↔	-	-
	Motion for Judgment	MJ	1	▲	-	+1
	Petition-Restore Arms	PR	0	▼	-100.0%	-2
	Tenants Assertion	TA	0	▼	-100.0%	-2
<b>Total</b>			<b>588</b>	<b>▲</b>	<b>22.8%</b>	<b>+109</b>
<b>Civil Commitments</b>	Temporary Detention Order	TD	26	▼	-10.3%	-3
	Emergency Custody Order	EC	20	▲	+11.1%	+2
	Mental Commitment	MC	1	▼	-83.3%	-5
<b>Total</b>			<b>47</b>	<b>▼</b>	<b>-11.3%</b>	<b>-6</b>
<b>GRAND TOTAL</b>			<b>3,145</b>	<b>▲</b>	<b>41.9%</b>	<b>+928</b>

**Dispositions by Major Case Category\*\***

Category	Summary	Change	% Change	Absolute Change
Felony	132	▲	+33.3%	+33
Garnishment	169	▲	+15.8%	+23
General Civil	269	▲	+37.2%	+73
Infraction/Civil Violation	1,661	▲	+72.1%	+696
Landlord /Tenant	58	▼	-14.7%	-10
Misdemeanor	613	▲	+11.3%	+62
Other	225	▲	+29.3%	+51
Protective Orders	18	▼	-	0

\* Compared to same time period as previous year  
 4/11/2024 12:29:37PM

\*\* Case Type Categories are defined in the 2017 Virginia Judicial Workload Assessment  
 Source: SCV-SQL-Information





---

<i><b>GRAND TOTAL</b></i>	<b>3,145</b>	▲	41.9%	+928
---------------------------	--------------	---	-------	------

---

\* Compared to same time period as previous year  
4/11/2024 12:29:37PM

\*\* Case Type Categories are defined in the 2017 Virginia Judicial Workload Assessment  
Source: SCV-SQL-Information

2024 Overall GRAND TOTAL		Distribution of Caseload			Change*		Percentage (%) of Caseload		
<b>3,219</b>	+1,070 49.8%	<b>Criminal</b>	245	8%	-5.8% ▼	-15	<b>Criminal</b>	2023 12.1%	2024 7.6%
2024 		<b>Traffic</b>	2,164	67%	90.8% ▲	+1,030	<b>Traffic</b>	52.8%	67.2%
2023 		<b>Civil</b>	755	23%	4.9% ▲	+35	<b>Civil</b>	33.5%	23.5%
		<b>Civil Commitments</b>	55	2%	57.1% ▲	+20	<b>Civil Commitments</b>	1.6%	1.7%
		<b>GRAND TOTAL</b>	<b>3,219</b>	100%	49.8% ▲	+1,070	<b>GRAND TOTAL</b>	100%	100%

Dispositions by Division & Code

Division	Case Type Description	Code	Summary	Change	% Change	Absolute Change
<b>Criminal</b>	Misdemeanor	M	162	▼	-9.5%	-17
	Felony	F	46	▼	-9.8%	-5
	Capias	CA	26	▲	+62.5%	+10
	Civil Violation	CV	8	▲	+33.3%	+2
	Show Cause	SC	3	▼	-62.5%	-5
	<b>Total</b>			<b>245</b>	▼	<b>-5.8%</b>
<b>Traffic</b>	Infraction	I	1,836	▲	+99.3%	+915
	Misdemeanor	M	318	▲	+59.0%	+118
	Capias	CA	9	↔		-
	Felony	F	1	↔		-
	Show Cause	SC	0	▼	-100.0%	-3
	<b>Total</b>			<b>2,164</b>	▲	<b>90.8%</b>
<b>Civil</b>	Warrant in Debt	WD	395	▲	+9.7%	+35
	Garnishment	GA	211	▲	+8.8%	+17
	Unlawful Detainer	UD	79	▼	-15.1%	-14
	Other	OT	23	▼	-14.8%	-4
	Abstract	AJ	13	▲	+30.0%	+3
	Protective Order	PO	6	▲	+100.0%	+3
	Interrogatory	IN	5	▼	-16.7%	-1
	Preliminary Protective Order	PP	5	▼	-50.0%	-5
	Show Cause	SC	5	▲	-	+5
	Detinue	DT	3	▲	+200.0%	+2
	Impoundment	IM	3	▲	+200.0%	+2
	Bond Forfeiture	BF	2	▼	-60.0%	-3
	Tenants Assertion	TA	2	▲	-	+2
	Admin License	AL	1	▼	-85.7%	-6
	Counter Claim	CC	1	↔		-
	Motion for Judgment	MJ	1	↔		-
Petition-Restore Arms	PR	0	▼	-100.0%	-1	
<b>Total</b>			<b>755</b>	▲	<b>4.9%</b>	<b>+35</b>
<b>Civil Commitments</b>	Temporary Detention Order	TD	32	▲	+68.4%	+13
	Emergency Custody Order	EC	22	▲	+46.7%	+7
	Other	OT	1	▲	-	+1
	Medical Emergency Temporary Detention Order	MT	0	▼	-100.0%	-1
<b>Total</b>			<b>55</b>	▲	<b>57.1%</b>	<b>+20</b>
<b>GRAND TOTAL</b>			<b>3,219</b>	▲	<b>49.8%</b>	<b>+1,070</b>

Dispositions by Major Case Category\*\*

Category	Summary	Change	% Change	Absolute Change
Felony	47	▼	-9.6%	-5
Garnishment	216	▼	+8.0%	+16
General Civil	401	▲	+9.6%	+35
Infraction/Civil Violation	1,844	▲	+98.9%	+917
Involuntary Civil Commitments	1	▲	-	+1
Landlord /Tenant	81	▲	-12.9%	-12
Misdemeanor	480	▲	+26.6%	+101
Other	138	▲	+16.0%	+19

\* Compared to same time period as previous year  
 4/11/2024 12:29:37PM

\*\* Case Type Categories are defined in the 2017 Virginia Judicial Workload Assessment  
 Source: SCV-SQL-Information

**CPSS - GCMS CASELOAD STATISTICS OF THE GENERAL DISTRICT COURTS**  
 January 2024 thru March 2024 Dispositions (Compared to January 2023 thru March 2023)

Protective Orders		11	▲	-15.4%	-2
<b>GRAND TOTAL</b>		<b>3,219</b>	▲	49.8%	+1,070

\* Compared to same time period as previous year  
 4/11/2024 12:29:37PM

\*\* Case Type Categories are defined in the 2017 Virginia Judicial Workload Assessment  
 Source: SCV-SQL-Information

2024 Overall GRAND TOTAL		Distribution of Caseload			Change*		Percentage (%) of Caseload		
<b>8,969</b>	+1,751 24.3%	<b>Criminal</b>	1,220	14%	5.4% ▲	+62	<b>Criminal</b>	2023 16.0%	2024 13.6%
2024	↑	<b>Traffic</b>	4,527	50%	56.2% ▲	+1,628	<b>Traffic</b>	40.2%	50.5%
2023		<b>Civil</b>	2,886	32%	2.1% ▲	+60	<b>Civil</b>	39.2%	32.2%
		<b>Civil Commitments</b>	336	4%	0.3% ▲	+1	<b>Civil Commitments</b>	4.6%	3.7%
		<b>GRAND TOTAL</b>	<b>8,969</b>	100%	24.3% ▲	+1,751	<b>GRAND TOTAL</b>	100%	100%

**Dispositions by Division & Code**

Division	Case Type Description	Code	Summary	Change	% Change	Absolute Change
<b>Criminal</b>	Misdemeanor	M	861	▲	+9.3%	+73
	Felony	F	297	↔		-
	Capias	CA	29	▲	+11.5%	+3
	Show Cause	SC	28	▼	-17.6%	-6
	Civil Violation	CV	3	▼	-62.5%	-5
	Motion	MO	1	▼	-75.0%	-3
	Restricted Operators License	RL	1	↔		-
	<b>Total</b>			<b>1,220</b>	<b>▲</b>	<b>5.4%</b>
<b>Traffic</b>	Infraction	I	3,436	▲	+58.8%	+1,272
	Misdemeanor	M	1,030	▲	+60.4%	+388
	Felony	F	32	▼	-13.5%	-5
	Show Cause	SC	9	▼	-52.6%	-10
	Motion	MO	8	▲	+33.3%	+2
	Civil Violation	CV	7	▼	-46.2%	-6
	Capias	CA	5	↔		-
	Other	O	0	▼	-100.0%	-1
	Restricted Operators License	RL	0	▼	-100.0%	-12
<b>Total</b>			<b>4,527</b>	<b>▲</b>	<b>56.2%</b>	<b>+1,628</b>
<b>Civil</b>	Warrant in Debt	WD	968	▲	+26.4%	+202
	Unlawful Detainer	UD	768	▲	+4.5%	+33
	Garnishment	GA	614	▼	-21.2%	-165
	Other	OT	128	▲		-
	Detinue	DT	113	▼	-23.1%	-34
	Preliminary Protective Order	PP	82	▲	+2.5%	+2
	Protective Order	PO	76	▲	+171.4%	+48
	Interrogatory	IN	39	▲	+11.4%	+4
	Admin License	AL	26	▲	+52.9%	+9
	Show Cause	SC	21	▼	-51.2%	-22
	Bond Forfeiture	BF	14	▼	-46.2%	-12
	Tenants Assertion	TA	13	↔		-
	Abstract	AJ	10	▼	-37.5%	-6
	Counter Claim	CC	7	▲	+75.0%	+3
	Impoundment	IM	4	▼	-20.0%	-1
Capias	CA	2	▼	-50.0%	-2	
Motion for Judgment	MJ	1	▲	-	+1	
<b>Total</b>			<b>2,886</b>	<b>▲</b>	<b>2.1%</b>	<b>+60</b>
<b>Civil Commitments</b>	Temporary Detention Order	TD	182	▲	+19.7%	+30
	Mental Commitment	MC	68	▼	-22.7%	-20
	Emergency Custody Order	EC	41	▼	-28.1%	-16
	Medical Emergency Temporary Detention Order	MT	33	▲	+37.5%	+9
	Other	OT	12	▼	-14.3%	-2
<b>Total</b>			<b>336</b>	<b>▲</b>	<b>0.3%</b>	<b>+1</b>
<b>GRAND TOTAL</b>			<b>8,969</b>	<b>▲</b>	<b>24.3%</b>	<b>+1,751</b>

**Dispositions by Major Case Category\*\***

Category	Summary	Change	% Change	Absolute Change
Felony	329	▼	-1.5%	-5
Garnishment	653	▼	-19.8%	-161

\* Compared to same time period as previous year  
 4/11/2024 12:29:37PM

\*\* Case Type Categories are defined in the 2017 Virginia Judicial Workload Assessment  
 Source: SCV-SQL-Information

**CPSS - GCMS CASELOAD STATISTICS OF THE GENERAL DISTRICT COURTS**

January 2024 thru March 2024 Dispositions (Compared to January 2023 thru March 2023)

**Roanoke**

District: 23 FIPS: 770

General Civil	1,091	▲	+18.6%	+171
Infraction/Civil Violation	3,446	▼	+57.6%	+1,260
Involuntary Civil Commitments	12	▼	-14.3%	-2
Landlord /Tenant	781	▲	+4.4%	+33
Misdemeanor	1,892	▼	+31.1%	+449
Other	607	▼	-6.8%	-44
Protective Orders	158	▲	+46.3%	+50
<b>GRAND TOTAL</b>	<b>8,969</b>	▲	24.3%	+1,751

\* Compared to same time period as previous year  
4/11/2024 12:29:37PM

\*\* Case Type Categories are defined in the 2017 Virginia Judicial Workload Assessment  
Source: SCV-SQL-Information

2024 Overall GRAND TOTAL		Distribution of Caseload			Change*		Percentage (%) of Caseload		
<b>6,679</b>	+730 12.3%	<b>Criminal</b>	792	12%	-2.5% ▼	-20	<b>Criminal</b>	2023 13.6%	2024 11.9%
2024	↑	<b>Traffic</b>	4,563	68%	15.3% ▲	+604	<b>Traffic</b>	66.5%	68.3%
2023		<b>Civil</b>	1,072	16%	16.3% ▲	+150	<b>Civil</b>	15.5%	16.1%
		<b>Civil Commitments</b>	252	4%	-1.6% ▼	-4	<b>Civil Commitments</b>	4.3%	3.8%
		<b>GRAND TOTAL</b>	<b>6,679</b>	100%	12.3% ▲	+730	<b>GRAND TOTAL</b>	100%	100%

Dispositions by Division & Code

Division	Case Type Description	Code	Summary	Change	% Change	Absolute Change
<b>Criminal</b>	Misdemeanor	M	520	▲	+5.5%	+27
	Felony	F	197	▼	-19.9%	-49
	Capias	CA	53	▲	+55.9%	+19
	Show Cause	SC	20	▼	-20.0%	-5
	Civil Violation	CV	2	▼	-85.7%	-12
	<b>Total</b>			<b>792</b>	▼	<b>-2.5%</b>
<b>Traffic</b>	Infraction	I	3,460	▲	+14.1%	+428
	Misdemeanor	M	1,011	▲	+19.4%	+164
	Capias	CA	36	▲	+56.5%	+13
	Show Cause	SC	34	▲	+54.5%	+12
	Civil Violation	CV	13	↔		-
	Felony	F	9	▼	-52.6%	-10
	Restricted Operators License	RL	0	▼	-100.0%	-3
	<b>Total</b>			<b>4,563</b>	▲	<b>15.3%</b>
<b>Civil</b>	Warrant in Debt	WD	437	▲	+41.9%	+129
	Garnishment	GA	266	▲	+26.1%	+55
	Unlawful Detainer	UD	211	▼	-1.9%	-4
	Admin License	AL	26	▼	-18.8%	-6
	Other	OT	26	▼	-3.7%	-1
	Interrogatory	IN	19	▲	+5.6%	+1
	Bond Forfeiture	BF	17	▼	-15.0%	-3
	Preliminary Protective Order	PP	15	▼	-34.8%	-8
	Protective Order	PO	13	▼	-23.5%	-4
	Abstract	AJ	12	▲	+71.4%	+5
	Show Cause	SC	11	▼	-31.3%	-5
	Impoundment	IM	9	▼	-50.0%	-9
	Detinue	DT	4	▲	+100.0%	+2
	Tenants Assertion	TA	2	↔		-
	Counter Claim	CC	1	▼	-50.0%	-1
	Motion for Judgment	MJ	1	▼	-50.0%	-1
	Petition-Restore Arms	PR	1	▼	-50.0%	-1
Third Party Claim	TH	1	▲	-	+1	
<b>Total</b>			<b>1,072</b>	▲	<b>16.3%</b>	<b>+150</b>
<b>Civil Commitments</b>	Mental Commitment	MC	146	▼	-14.6%	-25
	Temporary Detention Order	TD	54	▲	+35.0%	+14
	Other	OT	30	▲	+7.1%	+2
	Emergency Custody Order	EC	22	▲	+29.4%	+5
<b>Total</b>			<b>252</b>	▼	<b>-1.6%</b>	<b>-4</b>
<b>GRAND TOTAL</b>			<b>6,679</b>	▲	12.3%	+730

Dispositions by Major Case Category\*\*

Category	Summary	Change	% Change	Absolute Change
Felony	206	▼	-22.3%	-59
Garnishment	285	▲	+24.5%	+56
General Civil	449	▲	+40.3%	+129
Infraction/Civil Violation	3,475	▼	+13.6%	+416
Involuntary Civil Commitments	30	▲	+7.1%	+2
Landlord /Tenant	213	▼	-1.8%	-4

\* Compared to same time period as previous year  
 4/11/2024 12:29:37PM

\*\* Case Type Categories are defined in the 2017 Virginia Judicial Workload Assessment  
 Source: SCV-SQL-Information

**CPSS - GCMS CASELOAD STATISTICS OF THE GENERAL DISTRICT COURTS**  
 January 2024 thru March 2024 Dispositions (Compared to January 2023 thru March 2023)

Misdemeanor	1,531	▼	+14.0%	+188
Other	462	▲	+3.1%	+14
Protective Orders	28	▼	-30.0%	-12
<b>GRAND TOTAL</b>	<b>6,679</b>	▲	12.3%	+730

\* Compared to same time period as previous year  
 4/11/2024 12:29:37PM

\*\* Case Type Categories are defined in the 2017 Virginia Judicial Workload Assessment  
 Source: SCV-SQL-Information

2024 Overall GRAND TOTAL		Distribution of Caseload			Change*		Percentage (%) of Caseload		
2024	2,372	Criminal	403	17%	-2.9% ▼	-12	Criminal	2023	2024
2023	2,240	Traffic	1,274	54%	6.3% ▲	+76	Traffic	18.5%	17.0%
	+132 5.9% ▲	Civil	478	20%	10.1% ▲	+44	Civil	53.5%	53.7%
		Civil Commitments	217	9%	12.4% ▲	+24	Civil Commitments	19.4%	20.2%
		<b>GRAND TOTAL</b>	<b>2,372</b>	<b>100%</b>	<b>5.9% ▲</b>	<b>+132</b>	<b>GRAND TOTAL</b>	<b>100%</b>	<b>100%</b>

Dispositions by Division & Code

Division	Case Type Description	Code	Summary	Change	% Change	Absolute Change
<b>Criminal</b>	Misdemeanor	M	282	▼	-1.1%	-3
	Felony	F	64	▼	-15.8%	-12
	Capias	CA	29	▲	+11.5%	+3
	Show Cause	SC	21	↔		-
	Civil Violation	CV	7	↔		-
	<b>Total</b>			<b>403</b>	<b>▼</b>	<b>-2.9%</b>
<b>Traffic</b>	Infraction	I	1,022	▲	+4.7%	+46
	Misdemeanor	M	238	▲	+21.4%	+42
	Show Cause	SC	7	▼	-58.8%	-10
	Felony	F	5	▲	+66.7%	+2
	Capias	CA	2	▼	-60.0%	-3
	Civil Violation	CV	0	▼	-100.0%	-1
<b>Total</b>			<b>1,274</b>	<b>▲</b>	<b>6.3%</b>	<b>+76</b>
<b>Civil</b>	Warrant in Debt	WD	165	▲	+13.8%	+20
	Unlawful Detainer	UD	131	▼	-5.1%	-7
	Garnishment	GA	83	▲	+18.6%	+13
	Admin License	AL	28	▲	+180.0%	+18
	Detinue	DT	20	▲	+11.1%	+2
	Other	OT	20	▼	-9.1%	-2
	Show Cause	SC	9	▲	+200.0%	+6
	Preliminary Protective Order	PP	7	▼	-30.0%	-3
	Impoundment	IM	6	▲	+500.0%	+5
	Protective Order	PO	4	▼	-60.0%	-6
	Interrogatory	IN	3	▲	+200.0%	+2
	Abstract	AJ	1	↔		-
	Motion for Judgment	MJ	1	▲	-	+1
	Petition-Restore Arms	PR	0	▼	-100.0%	-2
	Tenants Assertion	TA	0	▼	-100.0%	-3
<b>Total</b>			<b>478</b>	<b>▲</b>	<b>10.1%</b>	<b>+44</b>
<b>Civil Commitments</b>	Mental Commitment	MC	136	▲	+15.3%	+18
	Temporary Detention Order	TD	44	▼	-17.0%	-9
	Emergency Custody Order	EC	18	▲	+80.0%	+8
	Other	OT	14	▲	+55.6%	+5
	Medical Emergency Temporary Detention Order	MT	5	▲	+66.7%	+2
<b>Total</b>			<b>217</b>	<b>▲</b>	<b>12.4%</b>	<b>+24</b>
<b>GRAND TOTAL</b>			<b>2,372</b>	<b>▲</b>	<b>5.9%</b>	<b>+132</b>

Dispositions by Major Case Category\*\*

Category	Summary	Change	% Change	Absolute Change
Felony	69	▲	-12.7%	-10
Garnishment	86	▲	+21.1%	+15
General Civil	186	▲	+10.7%	+18
Infraction/Civil Violation	1,029	▼	+4.6%	+45
Involuntary Civil Commitments	14	▲	+55.6%	+5
Landlord /Tenant	131	▼	-7.1%	-10
Misdemeanor	520	▲	+8.1%	+39
Other	326	▲	+13.6%	+39

\* Compared to same time period as previous year  
 4/11/2024 12:29:37PM

\*\* Case Type Categories are defined in the 2017 Virginia Judicial Workload Assessment  
 Source: SCV-SQL-Information



**CPSS - GCMS CASELOAD STATISTICS OF THE GENERAL DISTRICT COURTS**  
January 2024 thru March 2024 Dispositions (Compared to January 2023 thru March 2023)

---

Protective Orders	11	▼	-45.0%	-9
<b>GRAND TOTAL</b>	<b>2,372</b>	▲	5.9%	+132

---

\* Compared to same time period as previous year  
4/11/2024 12:29:37PM

\*\* Case Type Categories are defined in the 2017 Virginia Judicial Workload Assessment  
Source: SCV-SQL-Information

2024 Overall GRAND TOTAL		Distribution of Caseload			Change*		Percentage (%) of Caseload			
<b>1,855</b>	-4 -0.2%	<b>Criminal</b>	302	16%	-4.7%	▼	-15	<b>Criminal</b>	2023 17.1%	2024 16.3%
2024		<b>Traffic</b>	1,112	60%	0.5%	▲	+5	<b>Traffic</b>	59.5%	59.9%
2023		<b>Civil</b>	413	22%	0.7%	▲	+3	<b>Civil</b>	22.1%	22.3%
		<b>Civil Commitments</b>	28	2%	12.0%	▲	+3	<b>Civil Commitments</b>	1.3%	1.5%
		<b>GRAND TOTAL</b>	<b>1,855</b>	100%	-0.2%	▼	-4	<b>GRAND TOTAL</b>	100%	100%

**Dispositions by Division & Code**

Division	Case Type Description	Code	Summary	Change	% Change	Absolute Change
<b>Criminal</b>	Misdemeanor	M	180	▲	+5.9%	+10
	Felony	F	69	▼	-18.8%	-16
	Show Cause	SC	26	▼	-10.3%	-3
	Capias	CA	24	▲	+4.3%	+1
	Motion	MO	2	▼	-75.0%	-6
	Civil Violation	CV	1	▼	-50.0%	-1
	<b>Total</b>			<b>302</b>	▼	<b>-4.7%</b>
<b>Traffic</b>	Infraction	I	883	▼	-2.6%	-24
	Misdemeanor	M	202	▲	+16.1%	+28
	Show Cause	SC	11	▲	+22.2%	+2
	Capias	CA	8	↔		-
	Civil Violation	CV	4	▲	+100.0%	+2
	Felony	F	2	▼	-33.3%	-1
	Motion	MO	2	▼	-50.0%	-2
<b>Total</b>			<b>1,112</b>	▲	<b>0.5%</b>	<b>+5</b>
<b>Civil</b>	Warrant in Debt	WD	155	▲	+59.8%	+58
	Garnishment	GA	112	▼	-3.4%	-4
	Unlawful Detainer	UD	61	▼	-35.8%	-34
	Other	OT	18	▲	-35.7%	-10
	Interrogatory	IN	12	▲	+33.3%	+3
	Preliminary Protective Order	PP	11	▲	+22.2%	+2
	Protective Order	PO	11	▲	+175.0%	+7
	Show Cause	SC	11	▲	+83.3%	+5
	Detinue	DT	10	▼	-23.1%	-3
	Admin License	AL	5	▼	-68.8%	-11
	Abstract	AJ	2	▼	-66.7%	-4
	Bond Forfeiture	BF	2	▼	-71.4%	-5
	Capias	CA	2	▲	+100.0%	+1
Impoundment	IM	1	▼	-66.7%	-2	
<b>Total</b>			<b>413</b>	▲	<b>0.7%</b>	<b>+3</b>
<b>Civil Commitments</b>	Temporary Detention Order	TD	19	▼	-9.5%	-2
	Emergency Custody Order	EC	9	▲	+125.0%	+5
<b>Total</b>			<b>28</b>	▲	<b>12.0%</b>	<b>+3</b>
<b>GRAND TOTAL</b>			<b>1,855</b>	▼	-0.2%	-4

**Dispositions by Major Case Category\*\***

Category	Summary	Change	% Change	Absolute Change
Felony	71	▼	-19.3%	-17
Garnishment	124	▲	-0.8%	-1
General Civil	169	▲	+50.9%	+57
Infraction/Civil Violation	888	▲	-2.5%	-23
Landlord /Tenant	61	▼	-35.8%	-34
Misdemeanor	382	▲	+11.0%	+38
Other	138	▼	-19.3%	-33
Protective Orders	22	▲	+69.2%	+9
<b>GRAND TOTAL</b>	<b>1,855</b>	▼	-0.2%	-4

\* Compared to same time period as previous year  
 4/11/2024 12:29:37PM

\*\* Case Type Categories are defined in the 2017 Virginia Judicial Workload Assessment  
 Source: SCV-SQL-Information



2024 Overall GRAND TOTAL		Distribution of Caseload			Change*		Percentage (%) of Caseload		
<b>2,591</b>	+197 8.2%	<b>Criminal</b>	555	21%	5.9% ▲	+31	<b>Criminal</b>	2023 21.9%	2024 21.4%
2024	↑	<b>Traffic</b>	1,094	42%	-5.9% ▼	-69	<b>Traffic</b>	48.6%	42.2%
2023		<b>Civil</b>	901	35%	34.9% ▲	+233	<b>Civil</b>	27.9%	34.8%
		<b>Civil Commitments</b>	41	2%	5.1% ▲	+2	<b>Civil Commitments</b>	1.6%	1.6%
		<b>GRAND TOTAL</b>	<b>2,591</b>	100%	8.2% ▲	+197	<b>GRAND TOTAL</b>	100%	100%

Dispositions by Division & Code

Division	Case Type Description	Code	Summary	Change	% Change	Absolute Change
<b>Criminal</b>	Misdemeanor	M	284	▲	+6.0%	+16
	Felony	F	155	▲	+33.6%	+39
	Capias	CA	57	▲	+29.5%	+13
	Show Cause	SC	47	▼	-30.9%	-21
	Civil Violation	CV	12	▼	-57.1%	-16
	<b>Total</b>			<b>555</b>	▲	<b>5.9%</b>
<b>Traffic</b>	Infraction	I	786	▼	-8.2%	-70
	Misdemeanor	M	217	▲	+5.3%	+11
	Capias	CA	46	▲	+12.2%	+5
	Show Cause	SC	40	▼	-20.0%	-10
	Felony	F	4	▼	-55.6%	-5
	Restricted Operators License	RL	1	▲	-	+1
	Civil Violation	CV	0	▼	-100.0%	-1
	<b>Total</b>			<b>1,094</b>	▼	<b>-5.9%</b>
<b>Civil</b>	Warrant in Debt	WD	460	▲	+66.1%	+183
	Garnishment	GA	192	▲	+34.3%	+49
	Unlawful Detainer	UD	72	▼	-14.3%	-12
	Other	OT	44	▲	+41.9%	+13
	Preliminary Protective Order	PP	41	▲	+57.7%	+15
	Protective Order	PO	25	▲	+25.0%	+5
	Impoundment	IM	19	▲	+90.0%	+9
	Detinue	DT	13	▼	-38.1%	-8
	Interrogatory	IN	13	▼	-27.8%	-5
	Abstract	AJ	6	▼	-14.3%	-1
	Admin License	AL	5	▼	-16.7%	-1
	Show Cause	SC	3	▼	-84.2%	-16
	Capias	CA	2	↔	-	-
	Counter Claim	CC	2	↔	-	-
	Petition-Restore Arms	PR	2	▲	+100.0%	+1
	Bond Forfeiture	BF	1	▲	-	+1
	Tenants Assertion	TA	1	▲	-	+1
	Restricted Operators License	RL	0	▼	-100.0%	-1
	<b>Total</b>			<b>901</b>	▲	<b>34.9%</b>
<b>Civil Commitments</b>	Temporary Detention Order	TD	30	▲	+42.9%	+9
	Emergency Custody Order	EC	11	▼	-35.3%	-6
	Medical Emergency Temporary Detention Order	MT	0	▼	-100.0%	-1
	<b>Total</b>			<b>41</b>	▲	<b>5.1%</b>
<b>GRAND TOTAL</b>			<b>2,591</b>	▲	8.2%	+197

Dispositions by Major Case Category\*\*

Category	Summary	Change	% Change	Absolute Change
Felony	159	▼	+27.2%	+34
Garnishment	205	▲	+27.3%	+44
General Civil	482	▲	+59.1%	+179
Infraction/Civil Violation	798	▼	-9.8%	-87
Landlord /Tenant	73	▲	-13.1%	-11
Misdemeanor	502	▲	+5.7%	+27
Other	306	▲	-2.9%	-9

\* Compared to same time period as previous year  
 4/11/2024 12:29:37PM

\*\* Case Type Categories are defined in the 2017 Virginia Judicial Workload Assessment  
 Source: SCV-SQL-Information

**CPSS - GCMS CASELOAD STATISTICS OF THE GENERAL DISTRICT COURTS**  
January 2024 thru March 2024 Dispositions (Compared to January 2023 thru March 2023)

---

Protective Orders	66	▲	+43.5%	+20
<b>GRAND TOTAL</b>	<b>2,591</b>	▲	8.2%	+197

---

\* Compared to same time period as previous year  
4/11/2024 12:29:37PM

\*\* Case Type Categories are defined in the 2017 Virginia Judicial Workload Assessment  
Source: SCV-SQL-Information

2024 Overall GRAND TOTAL		Distribution of Caseload			Change*		Percentage (%) of Caseload		
<b>2,969</b>	+375 14.5%	<b>Criminal</b>	363	12%	-11.2% ▼	-46	<b>Criminal</b>	2023 15.8%	2024 12.2%
2024	↑	<b>Traffic</b>	1,566	53%	26.4% ▲	+327	<b>Traffic</b>	47.8%	52.7%
2023		<b>Civil</b>	1,008	34%	8.6% ▲	+80	<b>Civil</b>	35.8%	34.0%
		<b>Civil Commitments</b>	32	1%	77.8% ▲	+14	<b>Civil Commitments</b>	0.7%	1.1%
		<b>GRAND TOTAL</b>	<b>2,969</b>	100%	14.5% ▲	+375	<b>GRAND TOTAL</b>	100%	100%

Dispositions by Division & Code

Division	Case Type Description	Code	Summary	Change	% Change	Absolute Change
<b>Criminal</b>	Misdemeanor	M	199	▼	-13.9%	-32
	Felony	F	82	▼	-11.8%	-11
	Show Cause	SC	37	▼	-5.1%	-2
	Capias	CA	35	▲	+2.9%	+1
	Civil Violation	CV	6	▲	+50.0%	+2
	Restricted Operators License	RL	4	▼	-50.0%	-4
	<b>Total</b>			<b>363</b>	▼	<b>-11.2%</b>
<b>Traffic</b>	Infraction	I	1,277	▲	+31.1%	+303
	Misdemeanor	M	236	▲	+4.9%	+11
	Show Cause	SC	26	▲	+85.7%	+12
	Capias	CA	17	▲	+21.4%	+3
	Felony	F	6	▼	-40.0%	-4
	Civil Violation	CV	4	▲	-	+4
	Restricted Operators License	RL	0	▼	-100.0%	-2
<b>Total</b>			<b>1,566</b>	▲	<b>26.4%</b>	<b>+327</b>
<b>Civil</b>	Warrant in Debt	WD	571	▲	+15.8%	+78
	Unlawful Detainer	UD	176	▲	+2.3%	+4
	Garnishment	GA	142	▲	+29.1%	+32
	Other	OT	31	▲	-26.2%	-11
	Preliminary Protective Order	PP	22	▼	-26.7%	-8
	Detinue	DT	13	▼	-18.8%	-3
	Impoundment	IM	12	▲	+100.0%	+6
	Admin License	AL	11	▼	-8.3%	-1
	Protective Order	PO	11	▼	-42.1%	-8
	Interrogatory	IN	9	↔	-	-
	Abstract	AJ	4	▼	-50.0%	-4
	Show Cause	SC	2	▼	-60.0%	-3
	Bond Forfeiture	BF	1	▼	-75.0%	-3
	Counter Claim	CC	1	▲	-	+1
	Petition-Restore Arms	PR	1	▼	-50.0%	-1
Tenants Assertion	TA	1	▲	-	+1	
<b>Total</b>			<b>1,008</b>	▲	<b>8.6%</b>	<b>+80</b>
<b>Civil Commitments</b>	Temporary Detention Order	TD	21	▲	+162.5%	+13
	Emergency Custody Order	EC	11	▲	+10.0%	+1
<b>Total</b>			<b>32</b>	▲	<b>77.8%</b>	<b>+14</b>
<b>GRAND TOTAL</b>			<b>2,969</b>	▲	14.5%	+375

Dispositions by Major Case Category\*\*

Category	Summary	Change	% Change	Absolute Change
Felony	88	▼	-14.6%	-15
Garnishment	151	▲	+26.9%	+32
General Civil	591	▲	+15.2%	+78
Infraction/Civil Violation	1,287	▲	+31.6%	+309
Landlord /Tenant	177	▲	+2.9%	+5
Misdemeanor	439	▼	-5.8%	-27
Other	203	▲	+4.6%	+9
Protective Orders	33	▼	-32.7%	-16

\* Compared to same time period as previous year  
 4/11/2024 12:29:37PM

\*\* Case Type Categories are defined in the 2017 Virginia Judicial Workload Assessment  
 Source: SCV-SQL-Information

---

***GRAND TOTAL***

**2,969**

▲

14.5%

+375

2024 Overall GRAND TOTAL		Distribution of Caseload			Change*		Percentage (%) of Caseload		
<b>5,783</b>	+519 9.9%	<b>Criminal</b>	1,614	28%	12.9% ▲	+185	<b>Criminal</b>	2023 27.1%	2024 27.9%
2024		<b>Traffic</b>	1,609	28%	-2.2% ▼	-37	<b>Traffic</b>	31.3%	27.8%
2023		<b>Civil</b>	2,305	40%	19.1% ▲	+370	<b>Civil</b>	36.8%	39.9%
		<b>Civil Commitments</b>	255	4%	0.4% ▲	+1	<b>Civil Commitments</b>	4.8%	4.4%
		<b>GRAND TOTAL</b>	<b>5,783</b>	100%	9.9% ▲	+519	<b>GRAND TOTAL</b>	100%	100%

**Dispositions by Division & Code**

Division	Case Type Description	Code	Summary	Change	% Change	Absolute Change
<b>Criminal</b>	Misdemeanor	M	852	▲	+11.4%	+87
	Felony	F	384	▲	+11.6%	+40
	Capias	CA	212	▲	+30.9%	+50
	Show Cause	SC	136	▲	+4.6%	+6
	Civil Violation	CV	17	▼	-5.6%	-1
	Motion	MO	13	▲	+30.0%	+3
	<b>Total</b>			<b>1,614</b>	<b>▲</b>	<b>12.9%</b>
<b>Traffic</b>	Infraction	I	1,026	▼	-9.9%	-113
	Misdemeanor	M	503	▲	+17.0%	+73
	Capias	CA	34	▲	+25.9%	+7
	Show Cause	SC	28	▼	-17.6%	-6
	Felony	F	15	▲	+66.7%	+6
	Restricted Operators License	RL	2	▼	-33.3%	-1
	Other	O	1	↔		-
	Civil Violation	CV	0	▼	-100.0%	-1
	Motion	MO	0	▼	-100.0%	-2
<b>Total</b>			<b>1,609</b>	<b>▼</b>	<b>-2.2%</b>	<b>-37</b>
<b>Civil</b>	Warrant in Debt	WD	829	▲	+24.5%	+163
	Unlawful Detainer	UD	513	▲	+8.5%	+40
	Garnishment	GA	370	▲	+15.6%	+50
	Detinue	DT	158	▲	+6.0%	+9
	Other	OT	102	▼	+6.3%	+6
	Preliminary Protective Order	PP	65	▲	+30.0%	+15
	Interrogatory	IN	52	▲	+79.3%	+23
	Protective Order	PO	49	▲	+36.1%	+13
	Bond Forfeiture	BF	41	▲	+95.2%	+20
	Show Cause	SC	32	▲	+220.0%	+22
	Impoundment	IM	29	▼	-27.5%	-11
	Abstract	AJ	22	▲	+46.7%	+7
	Admin License	AL	22	▲	+15.8%	+3
	Capias	CA	7	▲	+600.0%	+6
	Motion for Judgment	MJ	5	↔		-
	Tenants Assertion	TA	4	▲	+100.0%	+2
	Counter Claim	CC	2	▲	+100.0%	+1
	Petition-Restore Arms	PR	2	▲	+100.0%	+1
	Cross Claim	CR	1	▲	-	+1
	Third Party Claim	TH	0	▼	-100.0%	-1
<b>Total</b>			<b>2,305</b>	<b>▲</b>	<b>19.1%</b>	<b>+370</b>
<b>Civil Commitments</b>	Mental Commitment	MC	115	▲	+45.6%	+36
	Temporary Detention Order	TD	80	▼	-19.2%	-19
	Emergency Custody Order	EC	58	▼	-21.6%	-16
	Medical Emergency Temporary Detention Order	MT	1	↔		-
	Petition	PT	1	▲	-	+1
	Medical Emergency Custody Order	ME	0	▼	-100.0%	-1
<b>Total</b>			<b>255</b>	<b>▲</b>	<b>0.4%</b>	<b>+1</b>
<b>GRAND TOTAL</b>			<b>5,783</b>	<b>▲</b>	<b>9.9%</b>	<b>+519</b>

\* Compared to same time period as previous year  
 4/11/2024 12:29:37PM

\*\* Case Type Categories are defined in the 2017 Virginia Judicial Workload Assessment  
 Source: SCV-SQL-Information



**Dispositions by Major Case Category\*\***

Category	Summary	Change	% Change	Absolute Change
Felony	399	▲	+13.0%	+46
Garnishment	422	▲	+20.9%	+73
General Civil	1,001	▲	+19.7%	+165
Infraction/Civil Violation	1,044	▼	-9.9%	-115
Involuntary Civil Commitments	1	▲	-	+1
Landlord /Tenant	517	▲	+8.8%	+42
Misdemeanor	1,357	▼	+13.3%	+159
Other	928	▲	+14.9%	+120
Protective Orders	114	▲	+32.6%	+28
<b>GRAND TOTAL</b>	<b>5,783</b>	▲	9.9%	+519

\* Compared to same time period as previous year  
 4/11/2024 12:29:37PM

\*\* Case Type Categories are defined in the 2017 Virginia Judicial Workload Assessment  
 Source: SCV-SQL-Information

2024 Overall GRAND TOTAL		Distribution of Caseload			Change*		Percentage (%) of Caseload		
<b>1,082</b>	+34 3.2%	<b>Criminal</b>	198	18%	5.3% ▲	+10	<b>Criminal</b>	2023 17.9%	2024 18.3%
2024		<b>Traffic</b>	770	71%	9.5% ▲	+67	<b>Traffic</b>	67.1%	71.2%
2023		<b>Civil</b>	107	10%	-20.1% ▼	-27	<b>Civil</b>	12.8%	9.9%
		<b>Civil Commitments</b>	7	1%	-69.6% ▼	-16	<b>Civil Commitments</b>	2.2%	0.6%
		<b>GRAND TOTAL</b>	<b>1,082</b>	100%	3.2% ▲	+34	<b>GRAND TOTAL</b>	100%	100%

Dispositions by Division & Code

Division	Case Type Description	Code	Summary	Change	% Change	Absolute Change
<b>Criminal</b>	Misdemeanor	M	123	▲	+12.8%	+14
	Felony	F	59	▲	+11.3%	+6
	Show Cause	SC	7	▼	-22.2%	-2
	Capias	CA	6	▼	-50.0%	-6
	Civil Violation	CV	3	▼	-40.0%	-2
	<b>Total</b>			<b>198</b>	▲	<b>5.3%</b>
<b>Traffic</b>	Infraction	I	611	▲	+11.1%	+61
	Misdemeanor	M	147	▲	+2.8%	+4
	Show Cause	SC	5	↔		-
	Capias	CA	4	▲	+33.3%	+1
	Felony	F	3	▲	+200.0%	+2
	Restricted Operators License	RL	0	▼	-100.0%	-1
	<b>Total</b>			<b>770</b>	▲	<b>9.5%</b>
<b>Civil</b>	Warrant in Debt	WD	49	▼	-12.5%	-7
	Garnishment	GA	27	▼	-18.2%	-6
	Other	OT	7	▼	-30.0%	-3
	Preliminary Protective Order	PP	7	▲	+16.7%	+1
	Unlawful Detainer	UD	7	↔		-
	Abstract	AJ	2	↔		-
	Detinue	DT	2	▲	-	+2
	Protective Order	PO	2	▼	-75.0%	-6
	Admin License	AL	1	▼	-88.9%	-8
	Impoundment	IM	1	↔		-
	Interrogatory	IN	1	▼	-50.0%	-1
	Motion for Judgment	MJ	1	▲	-	+1
	<b>Total</b>			<b>107</b>	▼	<b>-20.1%</b>
<b>Civil Commitments</b>	Temporary Detention Order	TD	5	▼	-68.8%	-11
	Emergency Custody Order	EC	2	▼	-71.4%	-5
	<b>Total</b>		<b>7</b>	▼	<b>-69.6%</b>	<b>-16</b>
<b>GRAND TOTAL</b>			<b>1,082</b>	▲	3.2%	+34

Dispositions by Major Case Category\*\*

Category	Summary	Change	% Change	Absolute Change
Felony	62	▲	+14.8%	+8
Garnishment	28	▼	-20.0%	-7
General Civil	52	▲	-7.1%	-4
Infraction/Civil Violation	614	▼	+10.6%	+59
Landlord /Tenant	7	↔		0
Misdemeanor	270	▼	+6.7%	+17
Other	40	▼	-45.9%	-34
Protective Orders	9	▼	-35.7%	-5
<b>GRAND TOTAL</b>	<b>1,082</b>	▲	3.2%	+34

\* Compared to same time period as previous year  
 4/11/2024 12:29:37PM

\*\* Case Type Categories are defined in the 2017 Virginia Judicial Workload Assessment  
 Source: SCV-SQL-Information

2024 Overall GRAND TOTAL		Distribution of Caseload			Change*		Percentage (%) of Caseload		
<b>2,117</b>	+319 17.7%	<b>Criminal</b>	262	12%	5.2% ▲	+13	<b>Criminal</b>	2023 13.8%	2024 12.4%
2024		<b>Traffic</b>	1,465	69%	19.3% ▲	+237	<b>Traffic</b>	68.3%	69.2%
2023		<b>Civil</b>	314	15%	28.2% ▲	+69	<b>Civil</b>	13.6%	14.8%
		<b>Civil Commitments</b>	76	4%	0.0%	0	<b>Civil Commitments</b>	4.2%	3.6%
		<b>GRAND TOTAL</b>	<b>2,117</b>	100%	17.7% ▲	+319	<b>GRAND TOTAL</b>	100%	100%

**Dispositions by Division & Code**

Division	Case Type Description	Code	Summary	Change	% Change	Absolute Change	
<b>Criminal</b>	Misdemeanor	M	151	▲	+4.9%	+7	
	Felony	F	84	▼	-9.7%	-9	
	Capias	CA	17	▲	+142.9%	+10	
	Civil Violation	CV	9	▲	+800.0%	+8	
	Show Cause	SC	1	▼	-75.0%	-3	
	<b>Total</b>			<b>262</b>	<b>▲</b>	<b>5.2%</b>	<b>+13</b>
<b>Traffic</b>	Infraction	I	1,162	▲	+16.2%	+162	
	Misdemeanor	M	274	▲	+25.7%	+56	
	Capias	CA	19	▲	+137.5%	+11	
	Show Cause	SC	6	▲	+200.0%	+4	
	Felony	F	4	▲	-	+4	
	<b>Total</b>			<b>1,465</b>	<b>▲</b>	<b>19.3%</b>	<b>+237</b>
<b>Civil</b>	Warrant in Debt	WD	123	▲	+61.8%	+47	
	Garnishment	GA	79	▲	+9.7%	+7	
	Unlawful Detainer	UD	57	▲	+46.2%	+18	
	Other	OT	16	▼	-20.0%	-4	
	Admin License	AL	13	▲	+18.2%	+2	
	Detinue	DT	13	▲	+30.0%	+3	
	Preliminary Protective Order	PP	7	↔	-	-	
	Protective Order	PO	5	▲	+150.0%	+3	
	Show Cause	SC	1	▼	-50.0%	-1	
	Impoundment	IM	0	▼	-100.0%	-2	
	Interrogatory	IN	0	▼	-100.0%	-4	
	<b>Total</b>			<b>314</b>	<b>▲</b>	<b>28.2%</b>	<b>+69</b>
	<b>Civil Commitments</b>	Mental Commitment	MC	29	▼	-6.5%	-2
Temporary Detention Order		TD	19	↔	-	-	
Emergency Custody Order		EC	14	↔	-	-	
Other		OT	10	▼	-16.7%	-2	
Medical Emergency Temporary Detention Order		MT	4	▲	-	+4	
<b>Total</b>			<b>76</b>		<b>0.0%</b>	<b>0</b>	
<b>GRAND TOTAL</b>			<b>2,117</b>	<b>▲</b>	<b>17.7%</b>	<b>+319</b>	

**Dispositions by Major Case Category\*\***

Category	Summary	Change	% Change	Absolute Change
Felony	88	▲	-5.4%	-5
Garnishment	79	▼	+3.9%	+3
General Civil	136	▲	+58.1%	+50
Infraction/Civil Violation	1,171	▲	+17.0%	+170
Involuntary Civil Commitments	10	▼	-16.7%	-2
Landlord /Tenant	57	▲	+46.2%	+18
Misdemeanor	425	▲	+17.4%	+63
Other	139	▲	+15.8%	+19
Protective Orders	12	▲	+33.3%	+3
<b>GRAND TOTAL</b>	<b>2,117</b>	<b>▲</b>	<b>17.7%</b>	<b>+319</b>

\* Compared to same time period as previous year  
 4/11/2024 12:29:37PM

\*\* Case Type Categories are defined in the 2017 Virginia Judicial Workload Assessment  
 Source: SCV-SQL-Information

2024 Overall GRAND TOTAL		Distribution of Caseload			Change*		Percentage (%) of Caseload		
<b>4,378</b>	+150 3.5%	<b>Criminal</b>	636	15%	3.1% ▲	+19	<b>Criminal</b>	2023 14.6%	2024 14.5%
2024	↑	<b>Traffic</b>	2,986	68%	3.7% ▲	+106	<b>Traffic</b>	68.1%	68.2%
2023		<b>Civil</b>	560	13%	2.4% ▲	+13	<b>Civil</b>	12.9%	12.8%
		<b>Civil Commitments</b>	196	4%	6.5% ▲	+12	<b>Civil Commitments</b>	4.4%	4.5%
		<b>GRAND TOTAL</b>	<b>4,378</b>	100%	3.5% ▲	+150	<b>GRAND TOTAL</b>	100%	100%

Dispositions by Division & Code

Division	Case Type Description	Code	Summary	Change	% Change	Absolute Change
<b>Criminal</b>	Misdemeanor	M	324	▼	-2.7%	-9
	Felony	F	189	▲	+18.9%	+30
	Capias	CA	68	▼	-5.6%	-4
	Show Cause	SC	43	↔		-
	Civil Violation	CV	12	▲	+20.0%	+2
	<b>Total</b>			<b>636</b>	▲	<b>3.1%</b>
<b>Traffic</b>	Infraction	I	2,381	▲	+2.7%	+62
	Misdemeanor	M	535	▲	+5.3%	+27
	Capias	CA	45	▲	+55.2%	+16
	Show Cause	SC	14	▼	-26.3%	-5
	Felony	F	10	▲	+100.0%	+5
	Civil Violation	CV	1	▲	-	+1
	<b>Total</b>			<b>2,986</b>	▲	<b>3.7%</b>
<b>Civil</b>	Warrant in Debt	WD	203	▼	-12.9%	-30
	Garnishment	GA	126	▼	-3.8%	-5
	Unlawful Detainer	UD	112	▲	+43.6%	+34
	Other	OT	36	▼		-
	Preliminary Protective Order	PP	28	▲	+40.0%	+8
	Admin License	AL	25	▲	+212.5%	+17
	Detinue	DT	8	▲	+60.0%	+3
	Protective Order	PO	8	▼	-11.1%	-1
	Abstract	AJ	6	▼	-33.3%	-3
	Interrogatory	IN	3	▼	-40.0%	-2
	Motion for Judgment	MJ	2	▲	+100.0%	+1
	Bond Forfeiture	BF	1	▲	-	+1
	Impoundment	IM	1	▼	-80.0%	-4
	Petition-Restore Arms	PR	1	▼	-66.7%	-2
	Show Cause	SC	0	▼	-100.0%	-3
	Tenants Assertion	TA	0	▼	-100.0%	-1
<b>Total</b>			<b>560</b>	▲	<b>2.4%</b>	<b>+13</b>
<b>Civil Commitments</b>	Mental Commitment	MC	90	▲	+16.9%	+13
	Temporary Detention Order	TD	49	▲	+25.6%	+10
	Emergency Custody Order	EC	39	▼	-9.3%	-4
	Petition	PT	10	▲	+100.0%	+5
	Other	OT	6	▼	-70.0%	-14
	Medical Emergency Temporary Detention Order	MT	2	▲	-	+2
<b>Total</b>			<b>196</b>	▲	<b>6.5%</b>	<b>+12</b>
<b>GRAND TOTAL</b>			<b>4,378</b>	▲	3.5%	+150

Dispositions by Major Case Category\*\*

Category	Summary	Change	% Change	Absolute Change
Felony	199	▲	+21.3%	+35
Garnishment	129	▼	-5.1%	-7
General Civil	215	▲	-12.6%	-31
Infraction/Civil Violation	2,394	▲	+2.8%	+65
Involuntary Civil Commitments	16	▲	-36.0%	-9
Landlord /Tenant	112	▼	+41.8%	+33
Misdemeanor	859	▲	+2.1%	+18

\* Compared to same time period as previous year  
 4/11/2024 12:29:37PM

\*\* Case Type Categories are defined in the 2017 Virginia Judicial Workload Assessment  
 Source: SCV-SQL-Information

**CPSS - GCMS CASELOAD STATISTICS OF THE GENERAL DISTRICT COURTS**  
 January 2024 thru March 2024 Dispositions (Compared to January 2023 thru March 2023)

**Augusta**

District: 25 FIPS: 015

Other	418	▲	+10.3%	+39
Protective Orders	36	▲	+24.1%	+7
<b>GRAND TOTAL</b>	<b>4,378</b>	▲	3.5%	+150

\* Compared to same time period as previous year  
 4/11/2024 12:29:37PM

\*\* Case Type Categories are defined in the 2017 Virginia Judicial Workload Assessment  
 Source: SCV-SQL-Information

2024 Overall GRAND TOTAL		Distribution of Caseload			Change*		Percentage (%) of Caseload		
<b>734</b>	+234 46.8%	<b>Criminal</b>	40	5%	-42.9% ▼	-30	<b>Criminal</b>	2023 14.0%	2024 5.4%
2024	↑	<b>Traffic</b>	659	90%	60.7% ▲	+249	<b>Traffic</b>	82.0%	89.8%
2023		<b>Civil</b>	32	4%	113.3% ▲	+17	<b>Civil</b>	3.0%	4.4%
		<b>Civil Commitments</b>	3	0%	-40.0% ▼	-2	<b>Civil Commitments</b>	1.0%	0.4%
		<b>GRAND TOTAL</b>	<b>734</b>	100%	46.8% ▲	+234	<b>GRAND TOTAL</b>	100%	100%

**Dispositions by Division & Code**

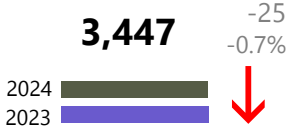
Division	Case Type Description	Code	Summary	Change	% Change	Absolute Change
<b>Criminal</b>	Misdemeanor	M	31	▼	-52.3%	-34
	Capias	CA	3	▲	-	+3
	Felony	F	3	▲	+50.0%	+1
	Show Cause	SC	2	▼	-33.3%	-1
	Civil Violation	CV	1	▲	-	+1
	<b>Total</b>			<b>40</b>	▼	<b>-42.9%</b>
<b>Traffic</b>	Infraction	I	608	▲	+57.1%	+221
	Misdemeanor	M	51	▲	+121.7%	+28
	<b>Total</b>		<b>659</b>	▲	<b>60.7%</b>	<b>+249</b>
<b>Civil</b>	Warrant in Debt	WD	10	▲	+233.3%	+7
	Garnishment	GA	6	▼	-25.0%	-2
	Other	OT	4	▲	+100.0%	+2
	Protective Order	PO	4	▲	-	+4
	Preliminary Protective Order	PP	3	▲	-	+3
	Unlawful Detainer	UD	2	▲	-	+2
	Admin License	AL	1	↔	-	-
	Interrogatory	IN	1	▲	-	+1
	Show Cause	SC	1	▲	-	+1
	Impoundment	IM	0	▼	-100.0%	-1
<b>Total</b>			<b>32</b>	▲	<b>113.3%</b>	<b>+17</b>
<b>Civil Commitments</b>	Emergency Custody Order	EC	2	▼	-33.3%	-1
	Temporary Detention Order	TD	1	▼	-50.0%	-1
	<b>Total</b>		<b>3</b>	▼	<b>-40.0%</b>	<b>-2</b>
<b>GRAND TOTAL</b>			<b>734</b>	▲	46.8%	+234

**Dispositions by Major Case Category\*\***

Category	Summary	Change	% Change	Absolute Change
Felony	3	▲	+50.0%	+1
Garnishment	7	▲	-12.5%	-1
General Civil	10	▲	+233.3%	+7
Infraction/Civil Violation	609	▲	+57.4%	+222
Landlord /Tenant	2	▲	-	+2
Misdemeanor	82	▲	-6.8%	-6
Other	14	▲	+16.7%	+2
Protective Orders	7	▲	-	+7
<b>GRAND TOTAL</b>	<b>734</b>	▲	46.8%	+234

\* Compared to same time period as previous year  
 4/11/2024 12:29:37PM

\*\* Case Type Categories are defined in the 2017 Virginia Judicial Workload Assessment  
 Source: SCV-SQL-Information

2024 Overall GRAND TOTAL		Distribution of Caseload			Change*		Percentage (%) of Caseload		
<b>3,447</b>	-25 -0.7%	<b>Criminal</b>	269	8%	10.2% ▲	+25	<b>Criminal</b>	2023 7.0%	2024 7.8%
		<b>Traffic</b>	2,854	83%	-4.1% ▼	-121	<b>Traffic</b>	85.7%	82.8%
		<b>Civil</b>	306	9%	27.5% ▲	+66	<b>Civil</b>	6.9%	8.9%
		<b>Civil Commitments</b>	18	1%	38.5% ▲	+5	<b>Civil Commitments</b>	0.4%	0.5%
		<b>GRAND TOTAL</b>	<b>3,447</b>	100%	-0.7% ▼	-25	<b>GRAND TOTAL</b>	100%	100%

**Dispositions by Division & Code**

Division	Case Type Description	Code	Summary	Change	% Change	Absolute Change
<b>Criminal</b>	Misdemeanor	M	186	▲	+20.0%	+31
	Felony	F	47	▼	-2.1%	-1
	Show Cause	SC	16	▲	+14.3%	+2
	Capias	CA	13	▼	-35.0%	-7
	Civil Violation	CV	7	▲	+16.7%	+1
	Restricted Operators License	RL	0	▼	-100.0%	-1
	<b>Total</b>			<b>269</b>	<b>▲</b>	<b>10.2%</b>
<b>Traffic</b>	Infraction	I	2,411	▼	-3.1%	-76
	Misdemeanor	M	427	▼	-9.7%	-46
	Capias	CA	8	▲	+700.0%	+7
	Show Cause	SC	8	▼	-11.1%	-1
	Civil Violation	CV	0	▼	-100.0%	-1
	Felony	F	0	▼	-100.0%	-3
	Restricted Operators License	RL	0	▼	-100.0%	-1
<b>Total</b>			<b>2,854</b>	<b>▼</b>	<b>-4.1%</b>	<b>-121</b>
<b>Civil</b>	Warrant in Debt	WD	141	▲	+29.4%	+32
	Garnishment	GA	66	▲	+22.2%	+12
	Unlawful Detainer	UD	39	▲	+62.5%	+15
	Admin License	AL	16	▲	+45.5%	+5
	Other	OT	14	▲	+180.0%	+9
	Preliminary Protective Order	PP	7	▲	+40.0%	+2
	Protective Order	PO	7	▲	+16.7%	+1
	Impoundment	IM	5	▲	+25.0%	+1
	Overweight	OC	3	▼	-70.0%	-7
	Detinue	DT	2	▲	+100.0%	+1
	Interrogatory	IN	2	▼	-60.0%	-3
	Bond Forfeiture	BF	1	↔		-
	Petition to Require Blood Test	BT	1	▲	-	+1
	Show Cause	SC	1	▲	-	+1
	Tenants Assertion	TA	1	▲	-	+1
	Abstract	AJ	0	▼	-100.0%	-3
Petition-Restore Arms	PR	0	▼	-100.0%	-2	
<b>Total</b>			<b>306</b>	<b>▲</b>	<b>27.5%</b>	<b>+66</b>
<b>Civil Commitments</b>	Temporary Detention Order	TD	12	▲	+50.0%	+4
	Emergency Custody Order	EC	6	▲	+20.0%	+1
<b>Total</b>			<b>18</b>	<b>▲</b>	<b>38.5%</b>	<b>+5</b>
<b>GRAND TOTAL</b>			<b>3,447</b>	<b>▼</b>	<b>-0.7%</b>	<b>-25</b>

**Dispositions by Major Case Category\*\***

Category	Summary	Change	% Change	Absolute Change
Felony	47	▼	-7.8%	-4
Garnishment	68	▼	+15.3%	+9
General Civil	146	▲	+28.1%	+32
Infraction/Civil Violation	2,421	▼	-3.3%	-83
Landlord /Tenant	40	▲	+66.7%	+16
Misdemeanor	613	▼	-2.7%	-17
Other	98	▲	+24.1%	+19

\* Compared to same time period as previous year  
 4/11/2024 12:29:37PM

\*\* Case Type Categories are defined in the 2017 Virginia Judicial Workload Assessment  
 Source: SCV-SQL-Information

**CPSS - GCMS CASELOAD STATISTICS OF THE GENERAL DISTRICT COURTS**  
January 2024 thru March 2024 Dispositions (Compared to January 2023 thru March 2023)

---

Protective Orders	14	▲	+27.3%	+3
<b>GRAND TOTAL</b>	<b>3,447</b>	▼	-0.7%	-25

---

\* Compared to same time period as previous year  
4/11/2024 12:29:37PM

\*\* Case Type Categories are defined in the 2017 Virginia Judicial Workload Assessment  
Source: SCV-SQL-Information



2024 Overall GRAND TOTAL		Distribution of Caseload			Change*		Percentage (%) of Caseload		
<b>387</b>	-92 -19.2%	<b>Criminal</b>	83	21%	12.2% ▲	+9	<b>Criminal</b>	2023 15.4%	2024 21.4%
2024		<b>Traffic</b>	209	54%	-33.9% ▼	-107	<b>Traffic</b>	66.0%	54.0%
2023		<b>Civil</b>	90	23%	7.1% ▲	+6	<b>Civil</b>	17.5%	23.3%
		<b>Civil Commitments</b>	5	1%	0.0%	0	<b>Civil Commitments</b>	1.0%	1.3%
		<b>GRAND TOTAL</b>	<b>387</b>	100%	-19.2% ▼	-92	<b>GRAND TOTAL</b>	100%	100%

**Dispositions by Division & Code**

Division	Case Type Description	Code	Summary	Change	% Change	Absolute Change
<b>Criminal</b>	Misdemeanor	M	46	▲	+2.2%	+1
	Felony	F	22	▼	-8.3%	-2
	Capias	CA	7	▲	+133.3%	+4
	Show Cause	SC	5	▲	+150.0%	+3
	Civil Violation	CV	3	▲	-	+3
	<b>Total</b>			<b>83</b>	▲	<b>12.2%</b>
<b>Traffic</b>	Infraction	I	140	▼	-47.4%	-126
	Misdemeanor	M	51	▲	+21.4%	+9
	Capias	CA	15	▲	+114.3%	+8
	Civil Violation	CV	1	▲	-	+1
	Felony	F	1	▲	-	+1
	Show Cause	SC	1	▲	-	+1
	Other	O	0	▼	-100.0%	-1
	<b>Total</b>			<b>209</b>	▼	<b>-33.9%</b>
<b>Civil</b>	Warrant in Debt	WD	25	↔	-	-
	Unlawful Detainer	UD	24	▲	+20.0%	+4
	Garnishment	GA	20	▼	-28.6%	-8
	Other	OT	7	▲	+16.7%	+1
	Admin License	AL	6	▲	+500.0%	+5
	Preliminary Protective Order	PP	4	↔	-	-
	Protective Order	PO	2	▲	-	+2
	Bond Forfeiture	BF	1	▲	-	+1
	Interrogatory	IN	1	▲	-	+1
	<b>Total</b>			<b>90</b>	▲	<b>7.1%</b>
<b>Civil Commitments</b>	Temporary Detention Order	TD	3	▼	-25.0%	-1
	Emergency Custody Order	EC	2	▲	+100.0%	+1
	<b>Total</b>			<b>5</b>		<b>0.0%</b>
<b>GRAND TOTAL</b>			<b>387</b>	▼	-19.2%	-92

**Dispositions by Major Case Category\*\***

Category	Summary	Change	% Change	Absolute Change	
Felony	23	▲	-4.2%	-1	
Garnishment	21	▲	-25.0%	-7	
General Civil	25	↔	-	0	
Infraction/Civil Violation	144	▲	-46.1%	-123	
Landlord /Tenant	24	▲	+20.0%	+4	
Misdemeanor	97	▲	+11.5%	+10	
Other	47	▲	+95.8%	+23	
Protective Orders	6	▲	+50.0%	+2	
<b>GRAND TOTAL</b>		<b>387</b>	▼	-19.2%	-92

\* Compared to same time period as previous year  
 4/11/2024 12:29:37PM

\*\* Case Type Categories are defined in the 2017 Virginia Judicial Workload Assessment  
 Source: SCV-SQL-Information

2024 Overall GRAND TOTAL		Distribution of Caseload		Change*		Percentage (%) of Caseload		
<b>227</b>	+47 26.1%	<b>Criminal</b>	36 16%	-16.3% ▼	-7	<b>Criminal</b>	2023 23.9%	2024 15.9%
2024	↑	<b>Traffic</b>	155 68%	43.5% ▲	+47	<b>Traffic</b>	60.0%	68.3%
2023		<b>Civil</b>	35 15%	20.7% ▲	+6	<b>Civil</b>	16.1%	15.4%
		<b>Civil Commitments</b>	1 0%	- ▲	+1	<b>Civil Commitments</b>	0.0%	0.4%
		<b>GRAND TOTAL</b>	<b>227</b> 100%	26.1% ▲	+47	<b>GRAND TOTAL</b>	100%	100%

**Dispositions by Division & Code**

Division	Case Type Description	Code	Summary	Change	% Change	Absolute Change
<b>Criminal</b>	Misdemeanor	M	29	↔		-
	Felony	F	4	▼	-55.6%	-5
	Show Cause	SC	3	↔		-
	Capias	CA	0	▼	-100.0%	-2
	<b>Total</b>		<b>36</b>	▼	<b>-16.3%</b>	<b>-7</b>
<b>Traffic</b>	Infraction	I	134	▲	+63.4%	+52
	Misdemeanor	M	18	▼	-10.0%	-2
	Capias	CA	3	↔		-
	Restricted Operators License	RL	0	▼	-100.0%	-1
	Show Cause	SC	0	▼	-100.0%	-2
	<b>Total</b>		<b>155</b>	▲	<b>43.5%</b>	<b>+47</b>
<b>Civil</b>	Unlawful Detainer	UD	10	▲	+42.9%	+3
	Warrant in Debt	WD	9	↔		-
	Tenants Assertion	TA	4	▲		+4
	Garnishment	GA	3	▼	-57.1%	-4
	Other	OT	3	▲	-25.0%	-1
	Admin License	AL	2	▲	+100.0%	+1
	Detinue	DT	1	▲		+1
	Impoundment	IM	1	▲		+1
	Interrogatory	IN	1	▲		+1
	Protective Order	PO	1	▲		+1
	Petition-Restore Arms	PR	0	▼	-100.0%	-1
<b>Total</b>		<b>35</b>	▲	<b>20.7%</b>	<b>+6</b>	
<b>Civil Commitments</b>	Emergency Custody Order	EC	1	▲		+1
<b>Total</b>		<b>1</b>	▲		<b>+1</b>	
<b>GRAND TOTAL</b>			<b>227</b>	▲	26.1%	+47

**Dispositions by Major Case Category\*\***

Category	Summary	Change	% Change	Absolute Change
Felony	4	▼	-55.6%	-5
Garnishment	4	▲	-42.9%	-3
General Civil	11	▲	+10.0%	+1
Infraction/Civil Violation	134	▲	+63.4%	+52
Landlord /Tenant	14	▲	+100.0%	+7
Misdemeanor	47	▼	-6.0%	-3
Other	12	▲	-20.0%	-3
Protective Orders	1	▲		+1
<b>GRAND TOTAL</b>	<b>227</b>	▲	26.1%	+47

\* Compared to same time period as previous year  
 4/11/2024 12:29:37PM

\*\* Case Type Categories are defined in the 2017 Virginia Judicial Workload Assessment  
 Source: SCV-SQL-Information

2024 Overall GRAND TOTAL		Distribution of Caseload			Change*		Percentage (%) of Caseload		
<b>218</b>		<b>Criminal</b>	23	11%	76.9% ▲	+10	<b>Criminal</b>	2023	2024
+48 28.2% ↑		<b>Traffic</b>	182	83%	30.9% ▲	+43	<b>Traffic</b>	7.6%	10.6%
2024		<b>Civil</b>	12	6%	-33.3% ▼	-6	<b>Civil</b>	81.8%	83.5%
2023		<b>Civil Commitments</b>	1	0%	- ▲	+1	<b>Civil Commitments</b>	10.6%	5.5%
		<b>GRAND TOTAL</b>	<b>218</b>	100%	28.2% ▲	+48	<b>GRAND TOTAL</b>	100%	100%

**Dispositions by Division & Code**

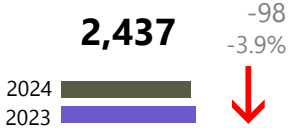
Division	Case Type Description	Code	Summary	Change	% Change	Absolute Change
<b>Criminal</b>	Misdemeanor	M	21	▲	+75.0%	+9
	Civil Violation	CV	1	▲	-	+1
	Show Cause	SC	1	▲	-	+1
	Felony	F	0	▼	-100.0%	-1
	<b>Total</b>		<b>23</b>	<b>▲</b>	<b>76.9%</b>	<b>+10</b>
<b>Traffic</b>	Infraction	I	166	▲	+33.9%	+42
	Misdemeanor	M	15	▲	+7.1%	+1
	Capias	CA	1	▲	-	+1
	Felony	F	0	▼	-100.0%	-1
	<b>Total</b>		<b>182</b>	<b>▲</b>	<b>30.9%</b>	<b>+43</b>
<b>Civil</b>	Warrant in Debt	WD	7	▼	-12.5%	-1
	Admin License	AL	1	▲	-	+1
	Counter Claim	CC	1	▲	-	+1
	Garnishment	GA	1	▼	-80.0%	-4
	Protective Order	PO	1	↔	-	-
	Unlawful Detainer	UD	1	▼	-50.0%	-1
	Other	OT	0	▼	-100.0%	-1
	Preliminary Protective Order	PP	0	▼	-100.0%	-1
<b>Total</b>		<b>12</b>	<b>▼</b>	<b>-33.3%</b>	<b>-6</b>	
<b>Civil Commitments</b>	Temporary Detention Order	TD	1	▲	-	+1
<b>Total</b>		<b>1</b>	<b>▲</b>	<b>-</b>	<b>+1</b>	
<b>GRAND TOTAL</b>			<b>218</b>	<b>▲</b>	<b>28.2%</b>	<b>+48</b>

**Dispositions by Major Case Category\*\***

Category	Summary	Change	% Change	Absolute Change
Felony	0	▼	-100.0%	-2
Garnishment	1	▼	-80.0%	-4
General Civil	7	▼	-12.5%	-1
Infraction/Civil Violation	167	▲	+34.7%	+43
Landlord /Tenant	1	▼	-50.0%	-1
Misdemeanor	36	▲	+38.5%	+10
Other	5	▲	+400.0%	+4
Protective Orders	1	▼	-50.0%	-1
<b>GRAND TOTAL</b>	<b>218</b>	<b>▲</b>	<b>28.2%</b>	<b>+48</b>

\* Compared to same time period as previous year  
 4/11/2024 12:29:37PM

\*\* Case Type Categories are defined in the 2017 Virginia Judicial Workload Assessment  
 Source: SCV-SQL-Information

2024 Overall GRAND TOTAL		Distribution of Caseload			Change*		Percentage (%) of Caseload		
<b>2,437</b>	-98 -3.9%	<b>Criminal</b>	379	16%	3.0% ▲	+11	<b>Criminal</b>	2023 14.5%	2024 15.6%
		<b>Traffic</b>	1,732	71%	-4.3% ▼	-77	<b>Traffic</b>	71.4%	71.1%
		<b>Civil</b>	294	12%	-10.1% ▼	-33	<b>Civil</b>	12.9%	12.1%
		<b>Civil Commitments</b>	32	1%	3.2% ▲	+1	<b>Civil Commitments</b>	1.2%	1.3%
		<b>GRAND TOTAL</b>	<b>2,437</b>	100%	-3.9% ▼	-98	<b>GRAND TOTAL</b>	100%	100%

Dispositions by Division & Code

Division	Case Type Description	Code	Summary	Change	% Change	Absolute Change
<b>Criminal</b>	Misdemeanor	M	207	▲	+4.5%	+9
	Felony	F	119	▲	+7.2%	+8
	Capias	CA	29	▼	-29.3%	-12
	Civil Violation	CV	13	▲	+160.0%	+8
	Show Cause	SC	11	▼	-15.4%	-2
	<b>Total</b>			<b>379</b>	▲	<b>3.0%</b>
<b>Traffic</b>	Infraction	I	1,244	▲	+14.4%	+157
	Misdemeanor	M	463	▼	-30.0%	-198
	Capias	CA	17	▼	-58.5%	-24
	Felony	F	6	▼	-53.8%	-7
	Show Cause	SC	2	▼	-71.4%	-5
	<b>Total</b>			<b>1,732</b>	▼	<b>-4.3%</b>
<b>Civil</b>	Warrant in Debt	WD	105	▼	-4.5%	-5
	Garnishment	GA	71	▼	-26.8%	-26
	Unlawful Detainer	UD	42	▲	+20.0%	+7
	Detinue	DT	23	▼	-47.7%	-21
	Other	OT	22	▲	+175.0%	+14
	Preliminary Protective Order	PP	7	↔		-
	Admin License	AL	5	▼	-28.6%	-2
	Protective Order	PO	5	▼	-16.7%	-1
	Impoundment	IM	3	▲	-	+3
	Counter Claim	CC	2	▲	-	+2
	Interrogatory	IN	2	▼	-33.3%	-1
	Petition-Restore Arms	PR	2	▲	-	+2
	Abstract	AJ	1	▲	-	+1
	Bond Forfeiture	BF	1	▼	-50.0%	-1
	Motion for Judgment	MJ	1	↔		-
	Show Cause	SC	1	▼	-80.0%	-4
	Tenants Assertion	TA	1	▲	-	+1
	Capias	CA	0	▼	-100.0%	-1
	Zoning Violation	ZO	0	▼	-100.0%	-1
<b>Total</b>			<b>294</b>	▼	<b>-10.1%</b>	<b>-33</b>
<b>Civil Commitments</b>	Temporary Detention Order	TD	21	↔		-
	Emergency Custody Order	EC	11	▲	+10.0%	+1
	<b>Total</b>			<b>32</b>	▲	<b>3.2%</b>
<b>GRAND TOTAL</b>			<b>2,437</b>	▼	-3.9%	-98

Dispositions by Major Case Category\*\*

Category	Summary	Change	% Change	Absolute Change
Felony	125	▼	+0.8%	+1
Garnishment	73	▼	-27.0%	-27
General Civil	132	▲	-14.8%	-23
Infraction/Civil Violation	1,257	▲	+15.1%	+165
Landlord /Tenant	43	▲	+22.9%	+8
Misdemeanor	670	▼	-22.1%	-190
Other	125	▲	-19.9%	-31
Protective Orders	12	▼	-7.7%	-1

\* Compared to same time period as previous year  
 4/11/2024 12:29:37PM

\*\* Case Type Categories are defined in the 2017 Virginia Judicial Workload Assessment  
 Source: SCV-SQL-Information

**CPSS - GCMS CASELOAD STATISTICS OF THE GENERAL DISTRICT COURTS**  
January 2024 thru March 2024 Dispositions (Compared to January 2023 thru March 2023)

---

<i><b>GRAND TOTAL</b></i>	<b>2,437</b>	▼	-3.9%	-98
---------------------------	--------------	---	-------	-----

---

\* Compared to same time period as previous year  
4/11/2024 12:29:37PM

\*\* Case Type Categories are defined in the 2017 Virginia Judicial Workload Assessment  
Source: SCV-SQL-Information

2024 Overall GRAND TOTAL		Distribution of Caseload			Change*		Percentage (%) of Caseload		
<b>2,483</b>	+103 4.3%	<b>Criminal</b>	368	15%	-21.9% ▼	-103	<b>Criminal</b>	2023 19.8%	2024 14.8%
2024	↑	<b>Traffic</b>	1,282	52%	12.9% ▲	+146	<b>Traffic</b>	47.7%	51.6%
2023		<b>Civil</b>	438	18%	11.5% ▲	+45	<b>Civil</b>	16.5%	17.6%
		<b>Civil Commitments</b>	395	16%	3.9% ▲	+15	<b>Civil Commitments</b>	16.0%	15.9%
		<b>GRAND TOTAL</b>	<b>2,483</b>	100%	4.3% ▲	+103	<b>GRAND TOTAL</b>	100%	100%

**Dispositions by Division & Code**

Division	Case Type Description	Code	Summary	Change	% Change	Absolute Change
<b>Criminal</b>	Misdemeanor	M	190	▼	-3.6%	-7
	Felony	F	97	▼	-46.4%	-84
	Capias	CA	43	▼	-38.6%	-27
	Civil Violation	CV	19	▲	+375.0%	+15
	Show Cause	SC	19	▲	+18.8%	+3
	Motion	MO	0	▼	-100.0%	-3
	<b>Total</b>			<b>368</b>	▼	<b>-21.9%</b>
<b>Traffic</b>	Infraction	I	1,053	▲	+17.1%	+154
	Misdemeanor	M	166	▼	-2.9%	-5
	Capias	CA	43	▲	+13.2%	+5
	Show Cause	SC	9	▲	+125.0%	+5
	Other	O	8	▼	-50.0%	-8
	Felony	F	1	▼	-80.0%	-4
	Motion	MO	1	▲	-	+1
	Restricted Operators License	RL	1	▲	-	+1
	Civil Violation	CV	0	▼	-100.0%	-3
<b>Total</b>			<b>1,282</b>	▲	<b>12.9%</b>	<b>+146</b>
<b>Civil</b>	Warrant in Debt	WD	147	▲	+19.5%	+24
	Garnishment	GA	119	▲	+9.2%	+10
	Unlawful Detainer	UD	77	▲	+11.6%	+8
	Preliminary Protective Order	PP	15	▲	+150.0%	+9
	Detinue	DT	14	▲	+27.3%	+3
	Other	OT	14	▼	-12.5%	-2
	Protective Order	PO	12	▲	+100.0%	+6
	Show Cause	SC	10	▲	+25.0%	+2
	Interrogatory	IN	9	▼	-30.8%	-4
	Abstract	AJ	6	▼	-50.0%	-6
	Admin License	AL	5	▼	-50.0%	-5
	Bond Forfeiture	BF	4	▲	+300.0%	+3
	Impoundment	IM	4	▲	+100.0%	+2
	Capias	CA	1	▼	-75.0%	-3
	Motion for Judgment	MJ	1	↔	-	-
	Cross Claim	CR	0	▼	-100.0%	-1
	Petition-Restore Arms	PR	0	▼	-100.0%	-1
<b>Total</b>			<b>438</b>	▲	<b>11.5%</b>	<b>+45</b>
<b>Civil Commitments</b>	Mental Commitment	MC	239	▼	-0.8%	-2
	Other	OT	84	▲	+7.7%	+6
	Temporary Detention Order	TD	39	▼	-4.9%	-2
	Emergency Custody Order	EC	19	▲	+35.7%	+5
	Petition	PT	14	▲	+133.3%	+8
<b>Total</b>			<b>395</b>	▲	<b>3.9%</b>	<b>+15</b>
<b>GRAND TOTAL</b>			<b>2,483</b>	▲	4.3%	+103

**Dispositions by Major Case Category\*\***

Category	Summary	Change	% Change	Absolute Change
Felony	98	▼	-47.3%	-88
Garnishment	128	▼	+4.9%	+6
General Civil	162	▼	+19.1%	+26

\* Compared to same time period as previous year  
 4/11/2024 12:29:37PM

\*\* Case Type Categories are defined in the 2017 Virginia Judicial Workload Assessment  
 Source: SCV-SQL-Information

**CPSS - GCMS CASELOAD STATISTICS OF THE GENERAL DISTRICT COURTS**

January 2024 thru March 2024 Dispositions (Compared to January 2023 thru March 2023)

**Staunton**

District: 25 FIPS: 790

Infraction/Civil Violation	1,080	▲	+17.1%	+158
Involuntary Civil Commitments	98	▲	+16.7%	+14
Landlord /Tenant	77	▲	+11.6%	+8
Misdemeanor	357	▲	-3.0%	-11
Other	456	▲	-5.2%	-25
Protective Orders	27	▲	+125.0%	+15
<b>GRAND TOTAL</b>	<b>2,483</b>	▲	4.3%	+103

\* Compared to same time period as previous year  
4/11/2024 12:29:37PM

\*\* Case Type Categories are defined in the 2017 Virginia Judicial Workload Assessment  
Source: SCV-SQL-Information

2024 Overall GRAND TOTAL		Distribution of Caseload			Change*		Percentage (%) of Caseload		
<b>1,508</b>	+65 4.5%	<b>Criminal</b>	233	15%	5.4% ▲	+12	<b>Criminal</b>	2023 15.3%	2024 15.5%
2024	↑	<b>Traffic</b>	472	31%	43.9% ▲	+144	<b>Traffic</b>	22.7%	31.3%
2023		<b>Civil</b>	763	51%	-10.3% ▼	-88	<b>Civil</b>	59.0%	50.6%
		<b>Civil Commitments</b>	40	3%	-7.0% ▼	-3	<b>Civil Commitments</b>	3.0%	2.7%
		<b>GRAND TOTAL</b>	<b>1,508</b>	100%	4.5% ▲	+65	<b>GRAND TOTAL</b>	100%	100%

**Dispositions by Division & Code**

Division	Case Type Description	Code	Summary	Change	% Change	Absolute Change
<b>Criminal</b>	Misdemeanor	M	109	▲	+16.0%	+15
	Felony	F	78	▲	+6.8%	+5
	Capias	CA	34	▼	-19.0%	-8
	Show Cause	SC	12	▲	+20.0%	+2
	Civil Violation	CV	0	▼	-100.0%	-2
	<b>Total</b>			<b>233</b>	<b>▲</b>	<b>5.4%</b>
<b>Traffic</b>	Infraction	I	320	▲	+76.8%	+139
	Misdemeanor	M	100	▼	-9.9%	-11
	Capias	CA	41	▲	+192.9%	+27
	Show Cause	SC	6	▼	-57.1%	-8
	Felony	F	3	↔		-
	Civil Violation	CV	1	▼	-50.0%	-1
	Restricted Operators License	RL	1	▼	-66.7%	-2
	<b>Total</b>			<b>472</b>	<b>▲</b>	<b>43.9%</b>
<b>Civil</b>	Warrant in Debt	WD	417	▼	-13.5%	-65
	Unlawful Detainer	UD	123	▲	+20.6%	+21
	Garnishment	GA	120	▲	+8.1%	+9
	Detinue	DT	38	▼	-54.2%	-45
	Other	OT	15	▼	-40.0%	-10
	Preliminary Protective Order	PP	11	▼	-26.7%	-4
	Admin License	AL	9	▲	+80.0%	+4
	Show Cause	SC	8	▼	-11.1%	-1
	Abstract	AJ	7	▲	+75.0%	+3
	Detinue Seizure	DZ	5	▲	-	+5
	Interrogatory	IN	5	▼	-44.4%	-4
	Protective Order	PO	3	▲	+50.0%	+1
	Capias	CA	1	▼	-50.0%	-1
	Motion for Judgment	MJ	1	▲	-	+1
	Impoundment	IM	0	▼	-100.0%	-2
<b>Total</b>			<b>763</b>	<b>▼</b>	<b>-10.3%</b>	<b>-88</b>
<b>Civil Commitments</b>	Temporary Detention Order	TD	29	▼	-12.1%	-4
	Emergency Custody Order	EC	11	▲	+10.0%	+1
	<b>Total</b>		<b>40</b>	<b>▼</b>	<b>-7.0%</b>	<b>-3</b>
<b>GRAND TOTAL</b>			<b>1,508</b>	<b>▲</b>	<b>4.5%</b>	<b>+65</b>

**Dispositions by Major Case Category\*\***

Category	Summary	Change	% Change	Absolute Change
Felony	81	▲	+6.6%	+5
Garnishment	125	▼	+4.2%	+5
General Civil	461	▲	-18.4%	-104
Infraction/Civil Violation	321	▼	+73.5%	+136
Landlord /Tenant	123	▲	+20.6%	+21
Misdemeanor	210	▼	+1.0%	+2
Other	173	▲	+1.8%	+3
Protective Orders	14	▲	-17.6%	-3
<b>GRAND TOTAL</b>	<b>1,508</b>	<b>▲</b>	<b>4.5%</b>	<b>+65</b>

\* Compared to same time period as previous year  
 4/11/2024 12:29:37PM

\*\* Case Type Categories are defined in the 2017 Virginia Judicial Workload Assessment  
 Source: SCV-SQL-Information





2024 Overall GRAND TOTAL		Distribution of Caseload			Change*		Percentage (%) of Caseload			
<b>901</b>	-134 -12.9%	<b>Criminal</b>	74	8%	-10.8%	▼	-9	<b>Criminal</b>	2023: 8.0%	2024: 8.2%
2024		<b>Traffic</b>	730	81%	-14.9%	▼	-128	<b>Traffic</b>	82.9%	81.0%
2023		<b>Civil</b>	92	10%	0.0%	↔	0	<b>Civil</b>	8.9%	10.2%
		<b>Civil Commitments</b>	5	1%	150.0%	▲	+3	<b>Civil Commitments</b>	0.2%	0.6%
		<b>GRAND TOTAL</b>	<b>901</b>	100%	-12.9%	▼	-134	<b>GRAND TOTAL</b>	100%	100%

**Dispositions by Division & Code**

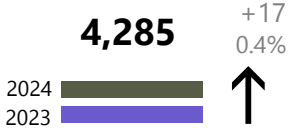
Division	Case Type Description	Code	Summary	Change	% Change	Absolute Change
<b>Criminal</b>	Misdemeanor	M	46	▼	-23.3%	-14
	Felony	F	9	▲	+28.6%	+2
	Show Cause	SC	8	▼	-27.3%	-3
	Capias	CA	5	▲	+400.0%	+4
	Civil Violation	CV	3	▲	+50.0%	+1
	Motion	MO	3	▲	+50.0%	+1
	<b>Total</b>			<b>74</b>	▼	<b>-10.8%</b>
<b>Traffic</b>	Infraction	I	611	▼	-15.5%	-112
	Misdemeanor	M	113	▼	-12.4%	-16
	Capias	CA	3	↔		-
	Show Cause	SC	2	↔		-
	Felony	F	1	↔		-
<b>Total</b>			<b>730</b>	▼	<b>-14.9%</b>	<b>-128</b>
<b>Civil</b>	Warrant in Debt	WD	39	▼	-7.1%	-3
	Garnishment	GA	19	▼	-13.6%	-3
	Admin License	AL	14	▲	+180.0%	+9
	Unlawful Detainer	UD	9	▼	-30.8%	-4
	Other	OT	4	▲	+33.3%	+1
	Preliminary Protective Order	PP	4	▲	-	+4
	Abstract	AJ	1	▲	-	+1
	Impoundment	IM	1	▼	-50.0%	-1
	Motion for Judgment	MJ	1	▲	-	+1
	Bond Forfeiture	BF	0	▼	-100.0%	-1
	Detinue	DT	0	▼	-100.0%	-2
	Interrogatory	IN	0	▼	-100.0%	-1
	Show Cause	SC	0	▼	-100.0%	-1
	<b>Total</b>			<b>92</b>		<b>0.0%</b>
<b>Civil Commitments</b>	Temporary Detention Order	TD	4	▲	+300.0%	+3
	Emergency Custody Order	EC	1	↔		-
<b>Total</b>			<b>5</b>	▲	<b>150.0%</b>	<b>+3</b>
<b>GRAND TOTAL</b>			<b>901</b>	▼	-12.9%	-134

**Dispositions by Major Case Category\*\***

Category	Summary	Change	% Change	Absolute Change
Felony	10	▲	+25.0%	+2
Garnishment	19	▼	-17.4%	-4
General Civil	41	▲	-10.9%	-5
Infraction/Civil Violation	614	▲	-15.3%	-111
Landlord /Tenant	9	▼	-30.8%	-4
Misdemeanor	159	▼	-15.9%	-30
Other	45	▲	+45.2%	+14
Protective Orders	4	▲	-	+4
<b>GRAND TOTAL</b>	<b>901</b>	▼	-12.9%	-134

\* Compared to same time period as previous year  
 4/11/2024 12:29:37PM

\*\* Case Type Categories are defined in the 2017 Virginia Judicial Workload Assessment  
 Source: SCV-SQL-Information

2024 Overall GRAND TOTAL		Distribution of Caseload			Change*		Percentage (%) of Caseload		
<b>4,285</b>	+17 0.4%	<b>Criminal</b>	746	17%	-1.1% ▼	-8	<b>Criminal</b>	2023 17.7%	2024 17.4%
		<b>Traffic</b>	2,666	62%	1.0% ▲	+26	<b>Traffic</b>	61.9%	62.2%
		<b>Civil</b>	854	20%	1.3% ▲	+11	<b>Civil</b>	19.8%	19.9%
		<b>Civil Commitments</b>	19	0%	-38.7% ▼	-12	<b>Civil Commitments</b>	0.7%	0.4%
		<b>GRAND TOTAL</b>	<b>4,285</b>	100%	0.4% ▲	+17	<b>GRAND TOTAL</b>	100%	100%

**Dispositions by Division & Code**

Division	Case Type Description	Code	Summary	Change	% Change	Absolute Change
<b>Criminal</b>	Misdemeanor	M	411	▲	+3.3%	+13
	Felony	F	150	▼	-9.6%	-16
	Show Cause	SC	83	▼	-4.6%	-4
	Capias	CA	82	▲	+9.3%	+7
	Civil Violation	CV	20	▼	-28.6%	-8
	<b>Total</b>			<b>746</b>	▼	<b>-1.1%</b>
<b>Traffic</b>	Infraction	I	2,018	▲	+0.3%	+6
	Misdemeanor	M	587	▲	+1.6%	+9
	Capias	CA	30	▲	+25.0%	+6
	Felony	F	15	▲	+200.0%	+10
	Show Cause	SC	14	▼	-26.3%	-5
	Civil Violation	CV	1	▼	-50.0%	-1
	Other	O	1	▲	-	+1
	<b>Total</b>			<b>2,666</b>	▲	<b>1.0%</b>
<b>Civil</b>	Warrant in Debt	WD	403	▲	+19.9%	+67
	Garnishment	GA	266	▲	+3.9%	+10
	Unlawful Detainer	UD	54	▼	-18.2%	-12
	Admin License	AL	30	▼	-41.2%	-21
	Other	OT	20	▼	+17.6%	+3
	Overweight	OC	14	▼	-26.3%	-5
	Protective Order	PO	13	▲	+18.2%	+2
	Bond Forfeiture	BF	9	▼	-10.0%	-1
	Motor Carrier	MC	9	▼	-43.8%	-7
	Preliminary Protective Order	PP	8	▼	-20.0%	-2
	Abstract	AJ	7	▼	-53.3%	-8
	Show Cause	SC	7	▼	-58.8%	-10
	Interrogatory	IN	6	▲	+100.0%	+3
	Impoundment	IM	5	▼	-58.3%	-7
	Petition-Restore Arms	PR	2	▲	-	+2
	Detinue	DT	1	↔	-	-
	Capias	CA	0	▼	-100.0%	-1
	Motion for Judgment	MJ	0	▼	-100.0%	-1
	Tenants Assertion	TA	0	▼	-100.0%	-1
<b>Total</b>			<b>854</b>	▲	<b>1.3%</b>	<b>+11</b>
<b>Civil Commitments</b>	Temporary Detention Order	TD	15	▼	-34.8%	-8
	Emergency Custody Order	EC	4	▼	-50.0%	-4
	<b>Total</b>			<b>19</b>	▼	<b>-38.7%</b>
<b>GRAND TOTAL</b>			<b>4,285</b>	▲	<b>0.4%</b>	<b>+17</b>

**Dispositions by Major Case Category\*\***

Category	Summary	Change	% Change	Absolute Change
Felony	165	▲	-3.5%	-6
Garnishment	272	▲	+5.0%	+13
General Civil	408	▲	+19.3%	+66
Infraction/Civil Violation	2,063	▲	-0.7%	-14
Landlord /Tenant	54	▼	-19.4%	-13
Misdemeanor	998	▲	+2.3%	+22
Other	304	▼	-14.4%	-51

\* Compared to same time period as previous year  
 4/11/2024 12:29:37PM

\*\* Case Type Categories are defined in the 2017 Virginia Judicial Workload Assessment  
 Source: SCV-SQL-Information

**CPSS - GCMS CASELOAD STATISTICS OF THE GENERAL DISTRICT COURTS**  
January 2024 thru March 2024 Dispositions (Compared to January 2023 thru March 2023)

---

Protective Orders	21	▼		0
<b>GRAND TOTAL</b>	<b>4,285</b>	<b>▲</b>	0.4%	+17

---

\* Compared to same time period as previous year  
4/11/2024 12:29:37PM

\*\* Case Type Categories are defined in the 2017 Virginia Judicial Workload Assessment  
Source: SCV-SQL-Information

2024 Overall GRAND TOTAL		Distribution of Caseload			Change*		Percentage (%) of Caseload																																																								
2024	1,746	<table border="1"> <tr><td>Criminal</td><td>205</td><td>12%</td></tr> <tr><td>Traffic</td><td>1,268</td><td>73%</td></tr> <tr><td>Civil</td><td>254</td><td>15%</td></tr> <tr><td>Civil Commitments</td><td>19</td><td>1%</td></tr> <tr><td><b>GRAND TOTAL</b></td><td><b>1,746</b></td><td><b>100%</b></td></tr> </table>	Criminal	205	12%	Traffic	1,268	73%	Civil	254	15%	Civil Commitments	19	1%	<b>GRAND TOTAL</b>	<b>1,746</b>	<b>100%</b>	<table border="1"> <tr><td>Criminal</td><td>205</td><td>12%</td></tr> <tr><td>Traffic</td><td>1,268</td><td>73%</td></tr> <tr><td>Civil</td><td>254</td><td>15%</td></tr> <tr><td>Civil Commitments</td><td>19</td><td>1%</td></tr> <tr><td><b>GRAND TOTAL</b></td><td><b>1,746</b></td><td><b>100%</b></td></tr> </table>	Criminal	205	12%	Traffic	1,268	73%	Civil	254	15%	Civil Commitments	19	1%	<b>GRAND TOTAL</b>	<b>1,746</b>	<b>100%</b>	<table border="1"> <tr><td>2023</td><td>1,600</td><td>9.1%</td></tr> <tr><td>2024</td><td>1,746</td><td>9.1%</td></tr> <tr><td>Change</td><td>+146</td><td>+9.1%</td></tr> </table>	2023	1,600	9.1%	2024	1,746	9.1%	Change	+146	+9.1%	<table border="1"> <tr><td>2023</td><td>21.3%</td><td>11.7%</td></tr> <tr><td>2024</td><td>21.3%</td><td>11.7%</td></tr> <tr><td>Change</td><td>0.0%</td><td>0.0%</td></tr> </table>	2023	21.3%	11.7%	2024	21.3%	11.7%	Change	0.0%	0.0%	<table border="1"> <tr><td>2023</td><td>21.3%</td><td>11.7%</td></tr> <tr><td>2024</td><td>21.3%</td><td>11.7%</td></tr> <tr><td>Change</td><td>0.0%</td><td>0.0%</td></tr> </table>	2023	21.3%	11.7%	2024	21.3%	11.7%	Change	0.0%	0.0%
Criminal	205		12%																																																												
Traffic	1,268		73%																																																												
Civil	254		15%																																																												
Civil Commitments	19	1%																																																													
<b>GRAND TOTAL</b>	<b>1,746</b>	<b>100%</b>																																																													
Criminal	205	12%																																																													
Traffic	1,268	73%																																																													
Civil	254	15%																																																													
Civil Commitments	19	1%																																																													
<b>GRAND TOTAL</b>	<b>1,746</b>	<b>100%</b>																																																													
2023	1,600	9.1%																																																													
2024	1,746	9.1%																																																													
Change	+146	+9.1%																																																													
2023	21.3%	11.7%																																																													
2024	21.3%	11.7%																																																													
Change	0.0%	0.0%																																																													
2023	21.3%	11.7%																																																													
2024	21.3%	11.7%																																																													
Change	0.0%	0.0%																																																													
2023	1,600																																																														
Change	+146																																																														
	9.1%																																																														

Dispositions by Division & Code

Division	Case Type Description	Code	Summary	Change	% Change	Absolute Change
<b>Criminal</b>	Misdemeanor	M	90	▼	-43.8%	-70
	Felony	F	76	▼	-42.9%	-57
	Show Cause	SC	19	↔		-
	Capias	CA	11	▼	-38.9%	-7
	Civil Violation	CV	9	↔		-
	Restricted Operators License	RL	0	▼	-100.0%	-2
	<b>Total</b>			<b>205</b>	<b>▼</b>	<b>-39.9%</b>
<b>Traffic</b>	Infraction	I	1,030	▲	+48.2%	+335
	Misdemeanor	M	222	▼	-17.2%	-46
	Show Cause	SC	10	▲	+66.7%	+4
	Capias	CA	4	↔		-
	Felony	F	2	▼	-33.3%	-1
	Restricted Operators License	RL	0	▼	-100.0%	-2
	<b>Total</b>			<b>1,268</b>	<b>▲</b>	<b>29.7%</b>
<b>Civil</b>	Garnishment	GA	101	▲	+21.7%	+18
	Warrant in Debt	WD	63	▼	-44.7%	-51
	Unlawful Detainer	UD	20	▼	-25.9%	-7
	Interrogatory	IN	19	▲	+375.0%	+15
	Other	OT	11	↔		-
	Detinue	DT	8	↔		-
	Show Cause	SC	8	▲	+166.7%	+5
	Preliminary Protective Order	PP	7	▲	+40.0%	+2
	Abstract	AJ	6	▲	+200.0%	+4
	Admin License	AL	4	▼	-55.6%	-5
	Protective Order	PO	4	▼	-20.0%	-1
	Impoundment	IM	2	▲	+100.0%	+1
	Counter Claim	CC	1	▲	-	+1
	Restricted Operators License	RL	0	▼	-100.0%	-1
<b>Total</b>			<b>254</b>	<b>▼</b>	<b>-7.0%</b>	<b>-19</b>
<b>Civil Commitments</b>	Temporary Detention Order	TD	13	▲	+225.0%	+9
	Emergency Custody Order	EC	6	▲	+50.0%	+2
	<b>Total</b>			<b>19</b>	<b>▲</b>	<b>137.5%</b>
<b>GRAND TOTAL</b>			<b>1,746</b>	<b>▲</b>	<b>9.1%</b>	<b>+146</b>

Dispositions by Major Case Category\*\*

Category	Summary	Change	% Change	Absolute Change
Felony	78	▼	-42.6%	-58
Garnishment	120	▲	+37.9%	+33
General Civil	71	▼	-41.8%	-51
Infraction/Civil Violation	1,039	▲	+47.6%	+335
Landlord /Tenant	20	▼	-25.9%	-7
Misdemeanor	312	▼	-27.9%	-121
Other	95	▲	+17.3%	+14
Protective Orders	11	▲	+10.0%	+1
<b>GRAND TOTAL</b>	<b>1,746</b>	<b>▲</b>	<b>9.1%</b>	<b>+146</b>

\* Compared to same time period as previous year  
 4/11/2024 12:29:37PM

\*\* Case Type Categories are defined in the 2017 Virginia Judicial Workload Assessment  
 Source: SCV-SQL-Information

2024 Overall GRAND TOTAL		Distribution of Caseload			Change*		Percentage (%) of Caseload			
<b>8,296</b>	-976 -10.5%	<b>Criminal</b>	1,434	17%	-11.3%	▼	-182	<b>Criminal</b>	2023 17.4%	2024 17.3%
2024		<b>Traffic</b>	4,865	59%	-9.3%	▼	-499	<b>Traffic</b>	57.9%	58.6%
2023		<b>Civil</b>	1,806	22%	-14.5%	▼	-307	<b>Civil</b>	22.8%	21.8%
		<b>Civil Commitments</b>	191	2%	6.7%	▲	+12	<b>Civil Commitments</b>	1.9%	2.3%
		<b>GRAND TOTAL</b>	<b>8,296</b>	100%	-10.5%	▼	-976	<b>GRAND TOTAL</b>	100%	100%

**Dispositions by Division & Code**

Division	Case Type Description	Code	Summary	Change	% Change	Absolute Change
<b>Criminal</b>	Misdemeanor	M	774	▼	-7.0%	-58
	Felony	F	435	▼	-13.7%	-69
	Capias	CA	113	▼	-28.0%	-44
	Show Cause	SC	86	▲	+3.6%	+3
	Civil Violation	CV	26	▼	-33.3%	-13
	Restricted Operators License	RL	0	▼	-100.0%	-1
	<b>Total</b>			<b>1,434</b>	▼	<b>-11.3%</b>
<b>Traffic</b>	Infraction	I	3,457	▼	-17.3%	-723
	Misdemeanor	M	1,232	▲	+7.3%	+84
	Civil Violation	CV	120	▲	+11,900.0%	+119
	Felony	F	21	▲	+133.3%	+12
	Capias	CA	20	▲	+42.9%	+6
	Show Cause	SC	12	▲	+33.3%	+3
	Restricted Operators License	RL	3	▲	+50.0%	+1
	Other	O	0	▼	-100.0%	-1
<b>Total</b>			<b>4,865</b>	▼	<b>-9.3%</b>	<b>-499</b>
<b>Civil</b>	Warrant in Debt	WD	719	▼	-4.5%	-34
	Garnishment	GA	338	▼	-26.5%	-122
	Unlawful Detainer	UD	307	▼	-13.5%	-48
	Admin License	AL	76	▲	+28.8%	+17
	Impoundment	IM	67	▲	+76.3%	+29
	Detinue	DT	58	▼	-14.7%	-10
	Other	OT	57	▲	+1.8%	+1
	Preliminary Protective Order	PP	34	▼	-44.3%	-27
	Bond Forfeiture	BF	33	▼	-15.4%	-6
	Interrogatory	IN	31	▼	-44.6%	-25
	Protective Order	PO	29	▼	-40.8%	-20
	Abstract	AJ	21	▼	-65.0%	-39
	Show Cause	SC	20	▼	-60.0%	-30
	Motion for Judgment	MJ	10	▲	+150.0%	+6
	Capias	CA	2	▲	+100.0%	+1
	Cross Claim	CR	1	▲	-	+1
	Overweight	OC	1	↔	-	-
	Petition-Restore Arms	PR	1	↔	-	-
	Tenants Assertion	TA	1	▲	-	+1
	Counter Claim	CC	0	▼	-100.0%	-2
<b>Total</b>			<b>1,806</b>	▼	<b>-14.5%</b>	<b>-307</b>
<b>Civil Commitments</b>	Temporary Detention Order	TD	85	▲	+16.4%	+12
	Mental Commitment	MC	47	▲	+9.3%	+4
	Emergency Custody Order	EC	38	↔	-	-
	Other	OT	10	▲	+25.0%	+2
	Petition	PT	9	▼	-47.1%	-8
	Medical Emergency Temporary Detention Order	MT	2	▲	-	+2
<b>Total</b>			<b>191</b>	▲	<b>6.7%</b>	<b>+12</b>
<b>GRAND TOTAL</b>			<b>8,296</b>	▼	-10.5%	-976

\* Compared to same time period as previous year  
 4/11/2024 12:29:37PM

\*\* Case Type Categories are defined in the 2017 Virginia Judicial Workload Assessment  
 Source: SCV-SQL-Information

**Dispositions by Major Case Category\*\***

Category	Summary	Change	% Change	Absolute Change
Felony	456	▲	-11.1%	-57
Garnishment	369	▼	-28.5%	-147
General Civil	806	▲	-3.4%	-28
Infraction/Civil Violation	3,604	▲	-14.6%	-618
Involuntary Civil Commitments	19	▼	-24.0%	-6
Landlord /Tenant	308	▲	-13.2%	-47
Misdemeanor	2,009	▼	+1.3%	+26
Other	662	▲	-7.3%	-52
Protective Orders	63	▼	-42.7%	-47
<b>GRAND TOTAL</b>	<b>8,296</b>	▼	-10.5%	-976

\* Compared to same time period as previous year  
 4/11/2024 12:29:37PM

\*\* Case Type Categories are defined in the 2017 Virginia Judicial Workload Assessment  
 Source: SCV-SQL-Information

2024 Overall GRAND TOTAL		Distribution of Caseload			Change*		Percentage (%) of Caseload		
<b>3,469</b>	+1,076 45.0%	<b>Criminal</b>	333	10%	-13.1% ▼	-50	<b>Criminal</b>	2023 16.0%	2024 9.6%
2024		<b>Traffic</b>	2,663	77%	70.4% ▲	+1,100	<b>Traffic</b>	65.3%	76.8%
2023		<b>Civil</b>	458	13%	6.3% ▲	+27	<b>Civil</b>	18.0%	13.2%
		<b>Civil Commitments</b>	15	0%	-6.3% ▼	-1	<b>Civil Commitments</b>	0.7%	0.4%
		<b>GRAND TOTAL</b>	<b>3,469</b>	100%	45.0% ▲	+1,076	<b>GRAND TOTAL</b>	100%	100%

Dispositions by Division & Code

Division	Case Type Description	Code	Summary	Change	% Change	Absolute Change
<b>Criminal</b>	Misdemeanor	M	186	▼	-12.3%	-26
	Felony	F	78	▼	-23.5%	-24
	Capias	CA	26	▼	-25.7%	-9
	Show Cause	SC	23	↔	-	-
	Civil Violation	CV	16	▲	+77.8%	+7
	Motion	MO	4	▲	+100.0%	+2
	<b>Total</b>			<b>333</b>	▼	<b>-13.1%</b>
<b>Traffic</b>	Infraction	I	2,086	▲	+93.0%	+1,005
	Misdemeanor	M	550	▲	+21.4%	+97
	Show Cause	SC	12	▲	+33.3%	+3
	Capias	CA	10	▼	-16.7%	-2
	Felony	F	3	▼	-62.5%	-5
	Civil Violation	CV	1	▲	-	+1
	Motion	MO	1	▲	-	+1
<b>Total</b>			<b>2,663</b>	▲	<b>70.4%</b>	<b>+1,100</b>
<b>Civil</b>	Warrant in Debt	WD	168	▼	-7.2%	-13
	Garnishment	GA	162	▲	+29.6%	+37
	Unlawful Detainer	UD	56	▲	+16.7%	+8
	Show Cause	SC	15	▲	+400.0%	+12
	Admin License	AL	11	▼	-35.3%	-6
	Other	OT	10	▼	-28.6%	-4
	Interrogatory	IN	7	▲	+133.3%	+4
	Bond Forfeiture	BF	6	▼	-25.0%	-2
	Detinue	DT	5	▲	+400.0%	+4
	Preliminary Protective Order	PP	5	▼	-16.7%	-1
	Abstract	AJ	4	▼	-66.7%	-8
	Protective Order	PO	4	▲	+33.3%	+1
	Impoundment	IM	3	▼	-25.0%	-1
	Capias	CA	1	▼	-75.0%	-3
	Tenants Assertion	TA	1	▲	-	+1
	Counter Claim	CC	0	▼	-100.0%	-1
Overweight	OC	0	▼	-100.0%	-1	
<b>Total</b>			<b>458</b>	▲	<b>6.3%</b>	<b>+27</b>
<b>Civil Commitments</b>	Temporary Detention Order	TD	10	▼	-9.1%	-1
	Emergency Custody Order	EC	5	↔	-	-
<b>Total</b>			<b>15</b>	▼	<b>-6.3%</b>	<b>-1</b>
<b>GRAND TOTAL</b>			<b>3,469</b>	▲	45.0%	+1,076

Dispositions by Major Case Category\*\*

Category	Summary	Change	% Change	Absolute Change
Felony	81	▼	-26.4%	-29
Garnishment	169	▲	+32.0%	+41
General Civil	175	▲	-4.9%	-9
Infraction/Civil Violation	2,103	▲	+92.8%	+1,012
Landlord /Tenant	57	▲	+18.8%	+9
Misdemeanor	736	▲	+10.7%	+71
Other	139	▲	-12.0%	-19

\* Compared to same time period as previous year  
 4/11/2024 12:29:37PM

\*\* Case Type Categories are defined in the 2017 Virginia Judicial Workload Assessment  
 Source: SCV-SQL-Information



**CPSS - GCMS CASELOAD STATISTICS OF THE GENERAL DISTRICT COURTS**  
January 2024 thru March 2024 Dispositions (Compared to January 2023 thru March 2023)

---

Protective Orders		9	▲		0
<b>GRAND TOTAL</b>		<b>3,469</b>	▲	45.0%	+1,076

---

\* Compared to same time period as previous year  
4/11/2024 12:29:37PM

\*\* Case Type Categories are defined in the 2017 Virginia Judicial Workload Assessment  
Source: SCV-SQL-Information

2024 Overall GRAND TOTAL		Distribution of Caseload			Change*		Percentage (%) of Caseload		
<b>2,673</b>	+59 2.3%	<b>Criminal</b>	540	20%	-23.6% ▼	-167	<b>Criminal</b>	27.0%	20.2%
2024	↑	<b>Traffic</b>	1,425	53%	4.5% ▲	+62	<b>Traffic</b>	52.1%	53.3%
2023		<b>Civil</b>	674	25%	29.6% ▲	+154	<b>Civil</b>	19.9%	25.2%
		<b>Civil Commitments</b>	34	1%	41.7% ▲	+10	<b>Civil Commitments</b>	0.9%	1.3%
		<b>GRAND TOTAL</b>	<b>2,673</b>	100%	2.3% ▲	+59	<b>GRAND TOTAL</b>	100%	100%

**Dispositions by Division & Code**

Division	Case Type Description	Code	Summary	Change	% Change	Absolute Change
<b>Criminal</b>	Misdemeanor	M	289	▼	-16.0%	-55
	Felony	F	156	▼	-19.6%	-38
	Capias	CA	45	▼	-40.0%	-30
	Show Cause	SC	38	▼	-47.9%	-35
	Civil Violation	CV	12	▼	-42.9%	-9
	<b>Total</b>			<b>540</b>	▼	<b>-23.6%</b>
<b>Traffic</b>	Infraction	I	1,058	▲	+3.6%	+37
	Misdemeanor	M	341	▲	+12.9%	+39
	Capias	CA	11	▼	-26.7%	-4
	Show Cause	SC	9	▼	-30.8%	-4
	Felony	F	6	▼	-45.5%	-5
	Civil Violation	CV	0	▼	-100.0%	-1
	<b>Total</b>			<b>1,425</b>	▲	<b>4.5%</b>
<b>Civil</b>	Warrant in Debt	WD	260	▲	+25.0%	+52
	Garnishment	GA	201	▲	+36.7%	+54
	Unlawful Detainer	UD	63	▲	+18.9%	+10
	Impoundment	IM	41	▲	+20.6%	+7
	Admin License	AL	31	▲	+34.8%	+8
	Interrogatory	IN	17	▲	+466.7%	+14
	Detinue	DT	15	▲	+114.3%	+8
	Show Cause	SC	13	▲	+160.0%	+8
	Other	OT	11	▼	-31.3%	-5
	Abstract	AJ	7	▼	-22.2%	-2
	Preliminary Protective Order	PP	7	▼	-12.5%	-1
	Protective Order	PO	5	▲	+66.7%	+2
	Bond Forfeiture	BF	1	▼	-50.0%	-1
	Overweight	OC	1	▲	-	+1
	Tenants Assertion	TA	1	▲	-	+1
	Capias	CA	0	▼	-100.0%	-1
	Petition-Restore Arms	PR	0	▼	-100.0%	-1
	<b>Total</b>			<b>674</b>	▲	<b>29.6%</b>
<b>Civil Commitments</b>	Emergency Custody Order	EC	17	▲	+240.0%	+12
	Temporary Detention Order	TD	17	▼	-10.5%	-2
	<b>Total</b>			<b>34</b>	▲	<b>41.7%</b>
<b>GRAND TOTAL</b>			<b>2,673</b>	▲	2.3%	+59

**Dispositions by Major Case Category\*\***

Category	Summary	Change	% Change	Absolute Change
Felony	162	▼	-21.0%	-43
Garnishment	218	▲	+45.3%	+68
General Civil	278	▲	+26.9%	+59
Infraction/Civil Violation	1,071	▲	+2.7%	+28
Landlord /Tenant	64	▲	+20.8%	+11
Misdemeanor	630	▼	-2.5%	-16
Other	238	▲	-17.1%	-49
Protective Orders	12	▲	+9.1%	+1
<b>GRAND TOTAL</b>	<b>2,673</b>	▲	2.3%	+59

\* Compared to same time period as previous year  
 4/11/2024 12:29:37PM

\*\* Case Type Categories are defined in the 2017 Virginia Judicial Workload Assessment  
 Source: SCV-SQL-Information



2024 Overall GRAND TOTAL		Distribution of Caseload			Change*		Percentage (%) of Caseload		
<b>2,964</b>	+316 11.9%	<b>Criminal</b>	718	24%	14.1% ▲	+89	<b>Criminal</b>	2023 23.8%	2024 24.2%
2024	↑	<b>Traffic</b>	1,265	43%	27.3% ▲	+271	<b>Traffic</b>	37.5%	42.7%
2023		<b>Civil</b>	893	30%	-4.6% ▼	-43	<b>Civil</b>	35.3%	30.1%
		<b>Civil Commitments</b>	88	3%	-1.1% ▼	-1	<b>Civil Commitments</b>	3.4%	3.0%
		<b>GRAND TOTAL</b>	<b>2,964</b>	100%	11.9% ▲	+316	<b>GRAND TOTAL</b>	100%	100%

**Dispositions by Division & Code**

Division	Case Type Description	Code	Summary	Change	% Change	Absolute Change
<b>Criminal</b>	Misdemeanor	M	408	▲	+14.9%	+53
	Felony	F	144	▲	+25.2%	+29
	Capias	CA	100	▲	+25.0%	+20
	Show Cause	SC	55	▼	-25.7%	-19
	Civil Violation	CV	11	▲	+120.0%	+6
	<b>Total</b>			<b>718</b>	<b>▲</b>	<b>14.1%</b>
<b>Traffic</b>	Infraction	I	878	▲	+21.3%	+154
	Misdemeanor	M	286	▲	+47.4%	+92
	Other	O	71	▲	+39.2%	+20
	Capias	CA	18	▲	+100.0%	+9
	Show Cause	SC	7	▼	-46.2%	-6
	Felony	F	5	▲	+150.0%	+3
	Civil Violation	CV	0	▼	-100.0%	-1
	<b>Total</b>			<b>1,265</b>	<b>▲</b>	<b>27.3%</b>
<b>Civil</b>	Warrant in Debt	WD	323	▼	-1.5%	-5
	Garnishment	GA	310	▼	-20.3%	-79
	Unlawful Detainer	UD	103	▲	+10.8%	+10
	Admin License	AL	47	▲	+113.6%	+25
	Detinue	DT	33	▲	+22.2%	+6
	Abstract	AJ	18	▲	+100.0%	+9
	Other	OT	15	▼	-28.6%	-6
	Preliminary Protective Order	PP	9	↔		-
	Protective Order	PO	8	▼	-11.1%	-1
	Bond Forfeiture	BF	7	▲	+16.7%	+1
	Impoundment	IM	7	▲	+600.0%	+6
	Zoning Violation	ZO	7	▼	-12.5%	-1
	Show Cause	SC	4	▼	-42.9%	-3
	Interrogatory	IN	2	▼	-50.0%	-2
	Capias	CA	0	▼	-100.0%	-1
	Petition-Restore Arms	PR	0	▼	-100.0%	-1
	Tenants Assertion	TA	0	▼	-100.0%	-1
<b>Total</b>			<b>893</b>	<b>▼</b>	<b>-4.6%</b>	<b>-43</b>
<b>Civil Commitments</b>	Mental Commitment	MC	54	▼	-8.5%	-5
	Temporary Detention Order	TD	21	▲	+16.7%	+3
	Emergency Custody Order	EC	9	▼	-18.2%	-2
	Other	OT	3	▲	+200.0%	+2
	Medical Emergency Temporary Detention Order	MT	1	▲	-	+1
<b>Total</b>			<b>88</b>	<b>▼</b>	<b>-1.1%</b>	<b>-1</b>
<b>GRAND TOTAL</b>			<b>2,964</b>	<b>▲</b>	<b>11.9%</b>	<b>+316</b>

**Dispositions by Major Case Category\*\***

Category	Summary	Change	% Change	Absolute Change
Felony	149	▲	+27.4%	+32
Garnishment	312	▼	-20.6%	-81
General Civil	357	▼	-0.6%	-2
Infraction/Civil Violation	960	▲	+22.9%	+179
Involuntary Civil Commitments	3	▲	+200.0%	+2
Landlord /Tenant	103	▼	+9.6%	+9

\* Compared to same time period as previous year  
 4/11/2024 12:29:37PM

\*\* Case Type Categories are defined in the 2017 Virginia Judicial Workload Assessment  
 Source: SCV-SQL-Information

**CPSS - GCMS CASELOAD STATISTICS OF THE GENERAL DISTRICT COURTS**  
 January 2024 thru March 2024 Dispositions (Compared to January 2023 thru March 2023)

Misdemeanor	701	▲	+25.9%	+144
Other	362	▲	+10.4%	+34
Protective Orders	17	▼	-5.6%	-1
<b>GRAND TOTAL</b>	<b>2,964</b>	▲	11.9%	+316

\* Compared to same time period as previous year  
 4/11/2024 12:29:37PM

\*\* Case Type Categories are defined in the 2017 Virginia Judicial Workload Assessment  
 Source: SCV-SQL-Information

2024 Overall GRAND TOTAL		Distribution of Caseload			Change*		Percentage (%) of Caseload		
<b>1,704</b>	-213 -11.1%	<b>Criminal</b>	91	5%	31.9% ▲	+22	<b>Criminal</b>	2023 3.6%	2024 5.3%
2024		<b>Traffic</b>	1,525	89%	-15.1% ▼	-271	<b>Traffic</b>	93.7%	89.5%
2023		<b>Civil</b>	85	5%	73.5% ▲	+36	<b>Civil</b>	2.6%	5.0%
		<b>Civil Commitments</b>	3	0%	0.0%	0	<b>Civil Commitments</b>	0.2%	0.2%
		<b>GRAND TOTAL</b>	<b>1,704</b>	100%	-11.1% ▼	-213	<b>GRAND TOTAL</b>	100%	100%

Dispositions by Division & Code

Division	Case Type Description	Code	Summary	Change	% Change	Absolute Change
<b>Criminal</b>	Felony	F	38	▲	+8.6%	+3
	Misdemeanor	M	33	▲	+17.9%	+5
	Show Cause	SC	12	▲	+200.0%	+8
	Capias	CA	7	▲	+600.0%	+6
	Civil Violation	CV	1	↔		-
	<b>Total</b>		<b>91</b>	<b>▲</b>	<b>31.9%</b>	<b>+22</b>
<b>Traffic</b>	Infraction	I	1,235	▼	-12.2%	-171
	Misdemeanor	M	287	▼	-25.3%	-97
	Civil Violation	CV	3	▲	+200.0%	+2
	Felony	F	0	▼	-100.0%	-1
	Show Cause	SC	0	▼	-100.0%	-4
	<b>Total</b>		<b>1,525</b>	<b>▼</b>	<b>-15.1%</b>	<b>-271</b>
<b>Civil</b>	Warrant in Debt	WD	42	▲	+162.5%	+26
	Garnishment	GA	13	▲	+44.4%	+4
	Unlawful Detainer	UD	6	▲	+200.0%	+4
	Admin License	AL	4	▼	-60.0%	-6
	Bond Forfeiture	BF	4	▲	+33.3%	+1
	Motor Carrier	MC	4	▲	-	+4
	Other	OT	4	▲	+33.3%	+1
	Overweight	OC	3	↔		-
	Preliminary Protective Order	PP	3	▲	-	+3
	Detinue	DT	1	↔		-
	Protective Order	PO	1	▲	-	+1
	Abstract	AJ	0	▼	-100.0%	-1
	Impoundment	IM	0	▼	-100.0%	-1
	<b>Total</b>		<b>85</b>	<b>▲</b>	<b>73.5%</b>	<b>+36</b>
<b>Civil Commitments</b>	Temporary Detention Order	TD	3	▲	+50.0%	+1
	Emergency Custody Order	EC	0	▼	-100.0%	-1
	<b>Total</b>		<b>3</b>		<b>0.0%</b>	<b>0</b>
<b>GRAND TOTAL</b>			<b>1,704</b>	<b>▼</b>	<b>-11.1%</b>	<b>-213</b>

Dispositions by Major Case Category\*\*

Category	Summary	Change	% Change	Absolute Change
Felony	38	▼	+5.6%	+2
Garnishment	13	▲	+44.4%	+4
General Civil	43	▲	+152.9%	+26
Infraction/Civil Violation	1,246	▲	-11.7%	-165
Landlord /Tenant	6	▲	+200.0%	+4
Misdemeanor	320	▼	-22.3%	-92
Other	34	▲	+13.3%	+4
Protective Orders	4	▲	-	+4
<b>GRAND TOTAL</b>	<b>1,704</b>	<b>▼</b>	<b>-11.1%</b>	<b>-213</b>

\* Compared to same time period as previous year  
 4/11/2024 12:29:37PM

\*\* Case Type Categories are defined in the 2017 Virginia Judicial Workload Assessment  
 Source: SCV-SQL-Information

2024 Overall GRAND TOTAL		Distribution of Caseload			Change*		Percentage (%) of Caseload			
<b>4,364</b>	-699 -13.8%	<b>Criminal</b>	182	4%	-21.6%	▼	-50	<b>Criminal</b>	2023 4.6%	2024 4.2%
2024		<b>Traffic</b>	3,913	90%	-14.4%	▼	-656	<b>Traffic</b>	90.2%	89.7%
2023		<b>Civil</b>	251	6%	3.7%	▲	+9	<b>Civil</b>	4.8%	5.8%
		<b>Civil Commitments</b>	18	0%	-10.0%	▼	-2	<b>Civil Commitments</b>	0.4%	0.4%
		<b>GRAND TOTAL</b>	<b>4,364</b>	100%	-13.8%	▼	-699	<b>GRAND TOTAL</b>	100%	100%

**Dispositions by Division & Code**

Division	Case Type Description	Code	Summary	Change	% Change	Absolute Change
<b>Criminal</b>	Misdemeanor	M	89	▼	-31.0%	-40
	Felony	F	67	▼	-15.2%	-12
	Capias	CA	17	▲	+54.5%	+6
	Show Cause	SC	8	▲	+60.0%	+3
	Civil Violation	CV	1	▼	-87.5%	-7
	<b>Total</b>			<b>182</b>	▼	<b>-21.6%</b>
<b>Traffic</b>	Infraction	I	3,404	▼	-14.9%	-598
	Misdemeanor	M	498	▼	-9.6%	-53
	Capias	CA	5	↔		-
	Felony	F	4	▼	-33.3%	-2
	Show Cause	SC	2	▼	-60.0%	-3
	<b>Total</b>			<b>3,913</b>	▼	<b>-14.4%</b>
<b>Civil</b>	Warrant in Debt	WD	97	▲	+59.0%	+36
	Garnishment	GA	74	▼	-2.6%	-2
	Unlawful Detainer	UD	29	▼	-14.7%	-5
	Impoundment	IM	16	▼	-30.4%	-7
	Other	OT	10	▼	-9.1%	-1
	Preliminary Protective Order	PP	6	▼	-25.0%	-2
	Admin License	AL	5	▼	-16.7%	-1
	Bond Forfeiture	BF	4	▼	-55.6%	-5
	Protective Order	PO	4	↔		-
	Detinue	DT	2	▼	-50.0%	-2
	Show Cause	SC	2	▲	-	+2
	Abstract	AJ	1	▼	-75.0%	-3
	Interrogatory	IN	1	▲	-	+1
	Petition-Restore Arms	PR	0	▼	-100.0%	-1
	Tenants Assertion	TA	0	▼	-100.0%	-1
<b>Total</b>			<b>251</b>	▲	<b>3.7%</b>	<b>+9</b>
<b>Civil Commitments</b>	Temporary Detention Order	TD	10	▼	-9.1%	-1
	Emergency Custody Order	EC	8	▼	-11.1%	-1
	<b>Total</b>			<b>18</b>	▼	<b>-10.0%</b>
<b>GRAND TOTAL</b>			<b>4,364</b>	▼	-13.8%	-699

**Dispositions by Major Case Category\*\***

Category	Summary	Change	% Change	Absolute Change
Felony	71	▼	-16.5%	-14
Garnishment	75	▲	-1.3%	-1
General Civil	99	▼	+47.8%	+32
Infraction/Civil Violation	3,405	▼	-15.1%	-605
Landlord /Tenant	29	▼	-17.1%	-6
Misdemeanor	587	▼	-13.7%	-93
Other	88	▲	-10.2%	-10
Protective Orders	10	▼	-16.7%	-2
<b>GRAND TOTAL</b>	<b>4,364</b>	▼	-13.8%	-699

\* Compared to same time period as previous year  
 4/11/2024 12:29:37PM

\*\* Case Type Categories are defined in the 2017 Virginia Judicial Workload Assessment  
 Source: SCV-SQL-Information

2024 Overall GRAND TOTAL		Distribution of Caseload			Change*		Percentage (%) of Caseload		
	<b>598</b>	<b>Criminal</b>	89	15%	29.0% ▲	+20	<b>Criminal</b>	2023	2024
	↑ 1.5%	<b>Traffic</b>	389	65%	-3.0% ▼	-12	<b>Traffic</b>	11.7%	14.9%
		<b>Civil</b>	112	19%	13.1% ▲	+13	<b>Civil</b>	68.1%	65.1%
		<b>Civil Commitments</b>	8	1%	-60.0% ▼	-12	<b>Civil Commitments</b>	16.8%	18.7%
		<b>GRAND TOTAL</b>	<b>598</b>	100%	1.5% ▲	+9	<b>GRAND TOTAL</b>	100%	100%

Dispositions by Division & Code

Division	Case Type Description	Code	Summary	Change	% Change	Absolute Change
<b>Criminal</b>	Misdemeanor	M	57	▲	+72.7%	+24
	Felony	F	20	▲	+66.7%	+8
	Capias	CA	6	▲	-	+6
	Civil Violation	CV	3	▼	-85.0%	-17
	Show Cause	SC	3	▼	-25.0%	-1
	<b>Total</b>			<b>89</b>	<b>▲</b>	<b>29.0%</b>
<b>Traffic</b>	Infraction	I	340	▲	+1.5%	+5
	Misdemeanor	M	42	▼	-25.0%	-14
	Capias	CA	3	↔	-	-
	Show Cause	SC	3	▲	+50.0%	+1
	Felony	F	1	▼	-80.0%	-4
	<b>Total</b>			<b>389</b>	<b>▼</b>	<b>-3.0%</b>
<b>Civil</b>	Warrant in Debt	WD	58	▲	+16.0%	+8
	Garnishment	GA	19	▲	+5.6%	+1
	Unlawful Detainer	UD	11	▲	+22.2%	+2
	Preliminary Protective Order	PP	5	▲	+400.0%	+4
	Interrogatory	IN	4	▲	+33.3%	+1
	Detinue	DT	3	▲	-	+3
	Other	OT	3	↔	-	-
	Protective Order	PO	3	▲	+200.0%	+2
	Show Cause	SC	3	▼	-25.0%	-1
	Admin License	AL	2	▼	-75.0%	-6
	Impoundment	IM	1	▲	-	+1
	Abstract	AJ	0	▼	-100.0%	-2
	<b>Total</b>			<b>112</b>	<b>▲</b>	<b>13.1%</b>
<b>Civil Commitments</b>	Temporary Detention Order	TD	5	▼	-54.5%	-6
	Emergency Custody Order	EC	3	▼	-66.7%	-6
	<b>Total</b>		<b>8</b>	<b>▼</b>	<b>-60.0%</b>	<b>-12</b>
<b>GRAND TOTAL</b>			<b>598</b>	<b>▲</b>	<b>1.5%</b>	<b>+9</b>

Dispositions by Major Case Category\*\*

Category	Summary	Change	% Change	Absolute Change
Felony	21	▼	+23.5%	+4
Garnishment	23	▲	+9.5%	+2
General Civil	61	▲	+22.0%	+11
Infraction/Civil Violation	343	▼	-3.4%	-12
Landlord /Tenant	11	▲	+22.2%	+2
Misdemeanor	99	▲	+11.2%	+10
Other	32	▲	-30.4%	-14
Protective Orders	8	▲	+300.0%	+6
<b>GRAND TOTAL</b>	<b>598</b>	<b>▲</b>	<b>1.5%</b>	<b>+9</b>

\* Compared to same time period as previous year  
 4/11/2024 12:29:37PM

\*\* Case Type Categories are defined in the 2017 Virginia Judicial Workload Assessment  
 Source: SCV-SQL-Information



2024 Overall GRAND TOTAL		Distribution of Caseload			Change*		Percentage (%) of Caseload		
<b>788</b>	-144 -15.5%	<b>Criminal</b>	275	35%	15.1% ▲	+36	<b>Criminal</b>	2023 25.6%	2024 34.9%
2024		<b>Traffic</b>	253	32%	-41.8% ▼	-182	<b>Traffic</b>	46.7%	32.1%
2023		<b>Civil</b>	219	28%	52.1% ▲	+75	<b>Civil</b>	15.5%	27.8%
		<b>Civil Commitments</b>	41	5%	-64.0% ▼	-73	<b>Civil Commitments</b>	12.2%	5.2%
		<b>GRAND TOTAL</b>	<b>788</b>	100%	-15.5% ▼	-144	<b>GRAND TOTAL</b>	100%	100%

**Dispositions by Division & Code**

Division	Case Type Description	Code	Summary	Change	% Change	Absolute Change
<b>Criminal</b>	Misdemeanor	M	164	▲	+10.8%	+16
	Felony	F	61	▲	+24.5%	+12
	Capias	CA	25	▼	-3.8%	-1
	Show Cause	SC	22	▲	+120.0%	+12
	Civil Violation	CV	3	▼	-50.0%	-3
	<b>Total</b>			<b>275</b>	<b>▲</b>	<b>15.1%</b>
<b>Traffic</b>	Infraction	I	196	▼	-42.4%	-144
	Misdemeanor	M	54	▼	-40.0%	-36
	Capias	CA	1	▼	-66.7%	-2
	Felony	F	1	↔		-
	Show Cause	SC	1	↔		-
	<b>Total</b>			<b>253</b>	<b>▼</b>	<b>-41.8%</b>
<b>Civil</b>	Garnishment	GA	65	▲	+124.1%	+36
	Warrant in Debt	WD	65	↔		-
	Impoundment	IM	26	▲	+550.0%	+22
	Detinue	DT	23	▲	+64.3%	+9
	Other	OT	14	▲	+27.3%	+3
	Unlawful Detainer	UD	8	↔		-
	Admin License	AL	7	▲	+250.0%	+5
	Protective Order	PO	5	▲	+25.0%	+1
	Abstract	AJ	2	▲	-	+2
	Preliminary Protective Order	PP	2	▼	-60.0%	-3
	Bond Forfeiture	BF	1	▼	-50.0%	-1
	Show Cause	SC	1	▲	-	+1
	<b>Total</b>			<b>219</b>	<b>▲</b>	<b>52.1%</b>
<b>Civil Commitments</b>	Mental Commitment	MC	26	▼	-71.1%	-64
	Emergency Custody Order	EC	7	▼	-36.4%	-4
	Medical Emergency Temporary Detention Order	MT	4	▲	+100.0%	+2
	Temporary Detention Order	TD	4	▼	-63.6%	-7
<b>Total</b>			<b>41</b>	<b>▼</b>	<b>-64.0%</b>	<b>-73</b>
<b>GRAND TOTAL</b>			<b>788</b>	<b>▼</b>	<b>-15.5%</b>	<b>-144</b>

**Dispositions by Major Case Category\*\***

Category	Summary	Change	% Change	Absolute Change
Felony	62	▲	+24.0%	+12
Garnishment	65	▲	+124.1%	+36
General Civil	93	▲	+14.8%	+12
Infraction/Civil Violation	199	▼	-42.5%	-147
Landlord /Tenant	8	↔		0
Misdemeanor	218	▼	-8.4%	-20
Other	136	▲	-20.5%	-35
Protective Orders	7	▼	-22.2%	-2
<b>GRAND TOTAL</b>	<b>788</b>	<b>▼</b>	<b>-15.5%</b>	<b>-144</b>

\* Compared to same time period as previous year  
 4/11/2024 12:29:37PM

\*\* Case Type Categories are defined in the 2017 Virginia Judicial Workload Assessment  
 Source: SCV-SQL-Information

2024 Overall GRAND TOTAL		Distribution of Caseload			Change*		Percentage (%) of Caseload			
<b>1,482</b>	-276 -15.7%	<b>Criminal</b>	124	8%	-0.8%	▼	-1	<b>Criminal</b>	2023: 7.1%	2024: 8.4%
2024		<b>Traffic</b>	1,192	80%	-17.7%	▼	-256	<b>Traffic</b>	82.4%	80.4%
2023		<b>Civil</b>	156	11%	-11.4%	▼	-20	<b>Civil</b>	10.0%	10.5%
		<b>Civil Commitments</b>	10	1%	11.1%	▲	+1	<b>Civil Commitments</b>	0.5%	0.7%
		<b>GRAND TOTAL</b>	<b>1,482</b>	100%	-15.7%	▼	-276	<b>GRAND TOTAL</b>	100%	100%

**Dispositions by Division & Code**

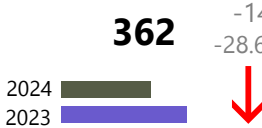
Division	Case Type Description	Code	Summary	Change	% Change	Absolute Change
<b>Criminal</b>	Misdemeanor	M	90	▲	+18.4%	+14
	Felony	F	17	▼	-26.1%	-6
	Civil Violation	CV	8	▲	+300.0%	+6
	Show Cause	SC	6	▼	-60.0%	-9
	Capias	CA	3	▼	-66.7%	-6
	<b>Total</b>			<b>124</b>	▼	<b>-0.8%</b>
<b>Traffic</b>	Infraction	I	1,068	▼	-17.7%	-229
	Misdemeanor	M	122	▼	-14.7%	-21
	Show Cause	SC	2	▼	-33.3%	-1
	Capias	CA	0	▼	-100.0%	-5
	<b>Total</b>			<b>1,192</b>	▼	<b>-17.7%</b>
<b>Civil</b>	Garnishment	GA	51	▲	+13.3%	+6
	Warrant in Debt	WD	47	▼	-31.9%	-22
	Unlawful Detainer	UD	35	▼	-10.3%	-4
	Preliminary Protective Order	PP	5	▼	-28.6%	-2
	Protective Order	PO	5	▲	+150.0%	+3
	Abstract	AJ	3	▲	+200.0%	+2
	Admin License	AL	3	▼	-25.0%	-1
	Bond Forfeiture	BF	3	↔		
	Other	OT	3	▲	-25.0%	-1
	Detinue	DT	1	↔		
	Interrogatory	IN	0	▼	-100.0%	-1
<b>Total</b>			<b>156</b>	▼	<b>-11.4%</b>	<b>-20</b>
<b>Civil Commitments</b>	Temporary Detention Order	TD	8	▲	+60.0%	+3
	Emergency Custody Order	EC	2	▼	-50.0%	-2
	<b>Total</b>			<b>10</b>	▲	<b>11.1%</b>
<b>GRAND TOTAL</b>			<b>1,482</b>	▼	<b>-15.7%</b>	<b>-276</b>

**Dispositions by Major Case Category\*\***

Category	Summary	Change	% Change	Absolute Change
Felony	17	▼	-26.1%	-6
Garnishment	51	▼	+10.9%	+5
General Civil	49	▲	-30.0%	-21
Infraction/Civil Violation	1,076	▲	-17.2%	-223
Landlord /Tenant	35	▼	-10.3%	-4
Misdemeanor	212	▲	-3.2%	-7
Other	32	▼	-39.6%	-21
Protective Orders	10	▲	+11.1%	+1
<b>GRAND TOTAL</b>	<b>1,482</b>	▼	<b>-15.7%</b>	<b>-276</b>

\* Compared to same time period as previous year  
 4/11/2024 12:29:37PM

\*\* Case Type Categories are defined in the 2017 Virginia Judicial Workload Assessment  
 Source: SCV-SQL-Information

2024 Overall GRAND TOTAL		Distribution of Caseload			Change*		Percentage (%) of Caseload			
<b>362</b>	-145 -28.6%	<b>Criminal</b>	86	24%	-49.1%	▼	-83	<b>Criminal</b>	2023 33.3%	2024 23.8%
		<b>Traffic</b>	173	48%	-20.6%	▼	-45	<b>Traffic</b>	43.0%	47.8%
		<b>Civil</b>	95	26%	-9.5%	▼	-10	<b>Civil</b>	20.7%	26.2%
		<b>Civil Commitments</b>	8	2%	-46.7%	▼	-7	<b>Civil Commitments</b>	3.0%	2.2%
		<b>GRAND TOTAL</b>	<b>362</b>	100%	-28.6%	▼	-145	<b>GRAND TOTAL</b>	100%	100%

Dispositions by Division & Code

Division	Case Type Description	Code	Summary	Change	% Change	Absolute Change
<b>Criminal</b>	Misdemeanor	M	39	▼	-58.5%	-55
	Felony	F	33	▼	-42.1%	-24
	Capias	CA	9	▼	-35.7%	-5
	Show Cause	SC	4	↔		-
	Civil Violation	CV	1	▲	-	+1
	<b>Total</b>			<b>86</b>	▼	<b>-49.1%</b>
<b>Traffic</b>	Infraction	I	115	▼	-13.5%	-18
	Misdemeanor	M	55	▼	-31.3%	-25
	Felony	F	3	▲	+50.0%	+1
	Capias	CA	0	▼	-100.0%	-1
	Show Cause	SC	0	▼	-100.0%	-2
	<b>Total</b>			<b>173</b>	▼	<b>-20.6%</b>
<b>Civil</b>	Warrant in Debt	WD	51	▲	+18.6%	+8
	Garnishment	GA	18	▼	-37.9%	-11
	Unlawful Detainer	UD	6	▼	-45.5%	-5
	Other	OT	4	▲	+300.0%	+3
	Bond Forfeiture	BF	3	↔		-
	Detinue	DT	3	↔		-
	Impoundment	IM	3	▼	-25.0%	-1
	Preliminary Protective Order	PP	3	↔		-
	Admin License	AL	2	↔		-
	Protective Order	PO	2	↔		-
	Abstract	AJ	0	▼	-100.0%	-3
	Petition-Restore Arms	PR	0	▼	-100.0%	-1
	<b>Total</b>			<b>95</b>	▼	<b>-9.5%</b>
<b>Civil Commitments</b>	Emergency Custody Order	EC	4	↔		-
	Temporary Detention Order	TD	3	▼	-70.0%	-7
	Mental Commitment	MC	1	↔		-
	<b>Total</b>			<b>8</b>	▼	<b>-46.7%</b>
<b>GRAND TOTAL</b>			<b>362</b>	▼	-28.6%	-145

Dispositions by Major Case Category\*\*

Category	Summary	Change	% Change	Absolute Change
Felony	36	▲	-39.0%	-23
Garnishment	18	▼	-37.9%	-11
General Civil	55	▲	+17.0%	+8
Infraction/Civil Violation	116	▲	-12.8%	-17
Landlord /Tenant	6	▼	-45.5%	-5
Misdemeanor	94	▼	-46.0%	-80
Other	32	▼	-34.7%	-17
Protective Orders	5	↔		0
<b>GRAND TOTAL</b>	<b>362</b>	▼	-28.6%	-145

\* Compared to same time period as previous year  
 4/11/2024 12:29:37PM

\*\* Case Type Categories are defined in the 2017 Virginia Judicial Workload Assessment  
 Source: SCV-SQL-Information

2024 Overall GRAND TOTAL		Distribution of Caseload			Change*		Percentage (%) of Caseload		
<b>5,704</b>	+569 11.1%	<b>Criminal</b>	973	17%	8.8% ▲	+79	<b>Criminal</b>	2023 17.4%	2024 17.1%
2024	↑	<b>Traffic</b>	3,331	58%	11.5% ▲	+344	<b>Traffic</b>	58.2%	58.4%
2023		<b>Civil</b>	1,161	20%	9.9% ▲	+105	<b>Civil</b>	20.6%	20.4%
		<b>Civil Commitments</b>	239	4%	20.7% ▲	+41	<b>Civil Commitments</b>	3.9%	4.2%
		<b>GRAND TOTAL</b>	<b>5,704</b>	100%	11.1% ▲	+569	<b>GRAND TOTAL</b>	100%	100%

**Dispositions by Division & Code**

Division	Case Type Description	Code	Summary	Change	% Change	Absolute Change
<b>Criminal</b>	Misdemeanor	M	605	▲	+8.0%	+45
	Felony	F	212	▲	+18.4%	+33
	Capias	CA	67	▼	-6.9%	-5
	Show Cause	SC	64	▲	+12.3%	+7
	Civil Violation	CV	25	▼	-3.8%	-1
	<b>Total</b>			<b>973</b>	<b>▲</b>	<b>8.8%</b>
<b>Traffic</b>	Infraction	I	2,826	▲	+10.6%	+272
	Misdemeanor	M	485	▲	+20.9%	+84
	Capias	CA	7	▲	+133.3%	+4
	Show Cause	SC	6	▼	-53.8%	-7
	Felony	F	3	▼	-25.0%	-1
	Restricted Operators License	RL	3	▼	-62.5%	-5
	Other	O	1	▼	-75.0%	-3
	<b>Total</b>			<b>3,331</b>	<b>▲</b>	<b>11.5%</b>
<b>Civil</b>	Garnishment	GA	357	▲	+15.5%	+48
	Warrant in Debt	WD	337	▲	+9.8%	+30
	Unlawful Detainer	UD	234	▲	+10.4%	+22
	Admin License	AL	76	▲	+40.7%	+22
	Other	OT	44	▼	+12.8%	+5
	Preliminary Protective Order	PP	25	▲	+19.0%	+4
	Bond Forfeiture	BF	21	▼	-19.2%	-5
	Impoundment	IM	18	▲	+125.0%	+10
	Protective Order	PO	15	▼	-21.1%	-4
	Abstract	AJ	14	▼	-22.2%	-4
	Detinue	DT	9	▼	-25.0%	-3
	Interrogatory	IN	6	▼	-25.0%	-2
	Show Cause	SC	2	▼	-50.0%	-2
	Tenants Assertion	TA	2	▼	-84.6%	-11
	Counter Claim	CC	1	▲	-	+1
	Motion for Judgment	MJ	0	▼	-100.0%	-3
	Petition-Restore Arms	PR	0	▼	-100.0%	-3
<b>Total</b>			<b>1,161</b>	<b>▲</b>	<b>9.9%</b>	<b>+105</b>
<b>Civil Commitments</b>	Mental Commitment	MC	114	▲	+39.0%	+32
	Temporary Detention Order	TD	69	▲	+21.1%	+12
	Emergency Custody Order	EC	28	▲	+16.7%	+4
	Other	OT	20	▼	-37.5%	-12
	Medical Emergency Temporary Detention Order	MT	8	▲	+166.7%	+5
<b>Total</b>			<b>239</b>	<b>▲</b>	<b>20.7%</b>	<b>+41</b>
<b>GRAND TOTAL</b>			<b>5,704</b>	<b>▲</b>	<b>11.1%</b>	<b>+569</b>

**Dispositions by Major Case Category\*\***

Category	Summary	Change	% Change	Absolute Change
Felony	215	▼	+17.5%	+32
Garnishment	363	▼	+14.5%	+46
General Civil	349	▼	+6.1%	+20
Infraction/Civil Violation	2,852	▼	+10.4%	+268
Involuntary Civil Commitments	20	▼	-37.5%	-12
Landlord /Tenant	236	▼	+4.9%	+11

\* Compared to same time period as previous year  
 4/11/2024 12:29:37PM

\*\* Case Type Categories are defined in the 2017 Virginia Judicial Workload Assessment  
 Source: SCV-SQL-Information

**CPSS - GCMS CASELOAD STATISTICS OF THE GENERAL DISTRICT COURTS**  
 January 2024 thru March 2024 Dispositions (Compared to January 2023 thru March 2023)

Misdemeanor	1,093	▼	+12.8%	+124
Other	536	▲	+17.5%	+80
Protective Orders	40	▼		0
<b>GRAND TOTAL</b>	<b>5,704</b>	▲	11.1%	+569

\* Compared to same time period as previous year  
 4/11/2024 12:29:37PM

\*\* Case Type Categories are defined in the 2017 Virginia Judicial Workload Assessment  
 Source: SCV-SQL-Information

2024 Overall GRAND TOTAL		Distribution of Caseload			Change*		Percentage (%) of Caseload		
	<b>4,632</b>	<b>Criminal</b>	660	14%	-4.5% ▼	-31	<b>Criminal</b>	2023	2024
	+882 23.5%	<b>Traffic</b>	3,271	71%	37.7% ▲	+896	<b>Traffic</b>	18.4%	14.2%
2024		<b>Civil</b>	599	13%	-0.5% ▲	-3	<b>Civil</b>	63.3%	70.6%
2023		<b>Civil Commitments</b>	102	2%	24.4% ▲	+20	<b>Civil Commitments</b>	16.1%	12.9%
		<b>GRAND TOTAL</b>	<b>4,632</b>	100%	23.5% ▲	+882	<b>GRAND TOTAL</b>	2.2%	2.2%
							<b>GRAND TOTAL</b>	100%	100%

**Dispositions by Division & Code**

Division	Case Type Description	Code	Summary	Change	% Change	Absolute Change
<b>Criminal</b>	Misdemeanor	M	420	▲	+11.7%	+44
	Felony	F	126	▼	-24.1%	-40
	Show Cause	SC	54	▼	-22.9%	-16
	Capias	CA	50	▼	-25.4%	-17
	Civil Violation	CV	10	▼	-9.1%	-1
	Motion	MO	0	▼	-100.0%	-1
	<b>Total</b>			<b>660</b>	▼	<b>-4.5%</b>
<b>Traffic</b>	Infraction	I	2,845	▲	+43.3%	+859
	Misdemeanor	M	421	▲	+11.1%	+42
	Show Cause	SC	4	↔		-
	Felony	F	1	▼	-50.0%	-1
	Capias	CA	0	▼	-100.0%	-2
	Restricted Operators License	RL	0	▼	-100.0%	-2
	<b>Total</b>			<b>3,271</b>	▲	<b>37.7%</b>
<b>Civil</b>	Warrant in Debt	WD	239	▲	+7.2%	+16
	Unlawful Detainer	UD	113	▼	-1.7%	-2
	Garnishment	GA	107	▲	+17.6%	+16
	Other	OT	44	▲	-18.5%	-10
	Detinue	DT	30	▲	+66.7%	+12
	Preliminary Protective Order	PP	22	▼	-4.3%	-1
	Protective Order	PO	19	▼	-9.5%	-2
	Bond Forfeiture	BF	12	▼	-42.9%	-9
	Admin License	AL	6	▼	-33.3%	-3
	Show Cause	SC	3	▼	-80.0%	-12
	Abstract	AJ	1	↔		-
	Impoundment	IM	1	↔		-
	Interrogatory	IN	1	▼	-87.5%	-7
	Petition-Restore Arms	PR	1	↔		-
	Tenants Assertion	TA	0	▼	-100.0%	-1
<b>Total</b>			<b>599</b>	▼	<b>-0.5%</b>	<b>-3</b>
<b>Civil Commitments</b>	Temporary Detention Order	TD	45	▲	+55.2%	+16
	Emergency Custody Order	EC	35	▲	+52.2%	+12
	Mental Commitment	MC	20	▼	-25.9%	-7
	Medical Emergency Temporary Detention Order	MT	1	▲	-	+1
	Other	OT	1	▼	-66.7%	-2
<b>Total</b>			<b>102</b>	▲	<b>24.4%</b>	<b>+20</b>
<b>GRAND TOTAL</b>			<b>4,632</b>	▲	23.5%	+882

**Dispositions by Major Case Category\*\***

Category	Summary	Change	% Change	Absolute Change
Felony	127	▼	-24.4%	-41
Garnishment	108	▼	+9.1%	+9
General Civil	273	▲	+12.3%	+30
Infraction/Civil Violation	2,855	▲	+43.0%	+858
Involuntary Civil Commitments	1	▼	-66.7%	-2
Landlord /Tenant	113	▼	-2.6%	-3
Misdemeanor	841	▼	+11.1%	+84

\* Compared to same time period as previous year  
 4/11/2024 12:29:37PM

\*\* Case Type Categories are defined in the 2017 Virginia Judicial Workload Assessment  
 Source: SCV-SQL-Information

**CPSS - GCMS CASELOAD STATISTICS OF THE GENERAL DISTRICT COURTS**  
 January 2024 thru March 2024 Dispositions (Compared to January 2023 thru March 2023)

Other	273	▲	-15.5%	-50
Protective Orders	41	▼	-6.8%	-3
<b>GRAND TOTAL</b>	<b>4,632</b>	▲	23.5%	+882

\* Compared to same time period as previous year  
 4/11/2024 12:29:37PM

\*\* Case Type Categories are defined in the 2017 Virginia Judicial Workload Assessment  
 Source: SCV-SQL-Information

2024 Overall GRAND TOTAL		Distribution of Caseload			Change*		Percentage (%) of Caseload		
<p>2024 <b>996</b> +194 24.2%</p>	<b>Criminal</b>	158	16%	-20.2% ▼	-40	<b>Criminal</b>	2023	2024	
	<b>Traffic</b>	595	60%	73.5% ▲	+252	<b>Traffic</b>	24.7%	15.9%	
	<b>Civil</b>	213	21%	-12.3% ▼	-30	<b>Civil</b>	42.8%	59.7%	
	<b>Civil Commitments</b>	30	3%	66.7% ▲	+12	<b>Civil Commitments</b>	30.3%	21.4%	
	<b>GRAND TOTAL</b>	<b>996</b>	100%	24.2% ▲	+194	<b>GRAND TOTAL</b>	2.2%	3.0%	
						<b>GRAND TOTAL</b>	100%	100%	

**Dispositions by Division & Code**

Division	Case Type Description	Code	Summary	Change	% Change	Absolute Change
<b>Criminal</b>	Misdemeanor	M	113	▼	-19.3%	-27
	Felony	F	18	↔		-
	Show Cause	SC	14	▼	-57.6%	-19
	Capias	CA	7	▲	-	+7
	Civil Violation	CV	6	↔		-
	Restricted Operators License	RL	0	▼	-100.0%	-1
	<b>Total</b>			<b>158</b>	▼	<b>-20.2%</b>
<b>Traffic</b>	Infraction	I	474	▲	+63.4%	+184
	Misdemeanor	M	111	▲	+146.7%	+66
	Other	O	5	▲	-	+5
	Capias	CA	2	▲	-	+2
	Show Cause	SC	2	▲	+100.0%	+1
	Civil Violation	CV	1	▼	-50.0%	-1
	Restricted Operators License	RL	0	▼	-100.0%	-5
<b>Total</b>			<b>595</b>	▲	<b>73.5%</b>	<b>+252</b>
<b>Civil</b>	Unlawful Detainer	UD	68	▼	-25.3%	-23
	Warrant in Debt	WD	51	▲	+8.5%	+4
	Garnishment	GA	41	▲	+5.1%	+2
	Admin License	AL	12	▼	-33.3%	-6
	Preliminary Protective Order	PP	12	▼	-25.0%	-4
	Protective Order	PO	9	▼	-18.2%	-2
	Other	OT	8	▼	-57.9%	-11
	Show Cause	SC	4	▲	+300.0%	+3
	Capias	CA	3	▲	-	+3
	Interrogatory	IN	3	▲	-	+3
	Detinue	DT	1	▲	-	+1
	Tenants Assertion	TA	1	▲	-	+1
	Abstract	AJ	0	▼	-100.0%	-1
<b>Total</b>			<b>213</b>	▼	<b>-12.3%</b>	<b>-30</b>
<b>Civil Commitments</b>	Mental Commitment	MC	15	▲	-	+15
	Temporary Detention Order	TD	10	▼	-16.7%	-2
	Emergency Custody Order	EC	5	▼	-16.7%	-1
<b>Total</b>			<b>30</b>	▲	<b>66.7%</b>	<b>+12</b>
<b>GRAND TOTAL</b>			<b>996</b>	▲	24.2%	+194

**Dispositions by Major Case Category\*\***

Category	Summary	Change	% Change	Absolute Change
Felony	18	↔		0
Garnishment	44	▲	+12.8%	+5
General Civil	52	▲	+10.6%	+5
Infraction/Civil Violation	486	▲	+63.1%	+188
Landlord /Tenant	69	▲	-24.2%	-22
Misdemeanor	224	▼	+17.3%	+33
Other	82	▲	-9.9%	-9
Protective Orders	21	▼	-22.2%	-6
<b>GRAND TOTAL</b>	<b>996</b>	▲	24.2%	+194

\* Compared to same time period as previous year  
 4/11/2024 12:29:37PM

\*\* Case Type Categories are defined in the 2017 Virginia Judicial Workload Assessment  
 Source: SCV-SQL-Information





2024 Overall GRAND TOTAL		Distribution of Caseload			Change*		Percentage (%) of Caseload		
<b>4,097</b>	+884 27.5%	<b>Criminal</b>	532	13%	20.4% ▲	+90	<b>Criminal</b>	2023 13.8%	2024 13.0%
2024	↑	<b>Traffic</b>	3,085	75%	31.8% ▲	+744	<b>Traffic</b>	72.9%	75.3%
2023		<b>Civil</b>	415	10%	7.5% ▲	+29	<b>Civil</b>	12.0%	10.1%
		<b>Civil Commitments</b>	65	2%	47.7% ▲	+21	<b>Civil Commitments</b>	1.4%	1.6%
		<b>GRAND TOTAL</b>	<b>4,097</b>	100%	27.5% ▲	+884	<b>GRAND TOTAL</b>	100%	100%

**Dispositions by Division & Code**

Division	Case Type Description	Code	Summary	Change	% Change	Absolute Change
<b>Criminal</b>	Misdemeanor	M	368	▲	+49.0%	+121
	Felony	F	75	▼	-38.0%	-46
	Capias	CA	57	▲	+35.7%	+15
	Show Cause	SC	21	▲	+75.0%	+9
	Civil Violation	CV	11	▼	-45.0%	-9
	<b>Total</b>			<b>532</b>	▲	<b>20.4%</b>
<b>Traffic</b>	Infraction	I	2,533	▲	+28.2%	+557
	Misdemeanor	M	521	▲	+51.0%	+176
	Capias	CA	12	▲	+100.0%	+6
	Civil Violation	CV	6	▲	+100.0%	+3
	Felony	F	6	▼	-14.3%	-1
	Show Cause	SC	6	▲	+50.0%	+2
	Restricted Operators License	RL	1	▲	-	+1
	<b>Total</b>			<b>3,085</b>	▲	<b>31.8%</b>
<b>Civil</b>	Warrant in Debt	WD	169	▼	-0.6%	-1
	Garnishment	GA	121	▲	+18.6%	+19
	Unlawful Detainer	UD	26	▼	-21.2%	-7
	Other	OT	22	▲	+4.8%	+1
	Detinue	DT	18	▲	+80.0%	+8
	Preliminary Protective Order	PP	16	▲	+33.3%	+4
	Protective Order	PO	15	▲	+114.3%	+8
	Admin License	AL	10	▲	+66.7%	+4
	Abstract	AJ	7	▲	+250.0%	+5
	Bond Forfeiture	BF	5	▼	-61.5%	-8
	Show Cause	SC	3	▲	+50.0%	+1
	Cross Claim	CR	1	▲	-	+1
	Interrogatory	IN	1	▼	-50.0%	-1
	Motion for Judgment	MJ	1	↔	-	-
	Counter Claim	CC	0	▼	-100.0%	-1
	Impoundment	IM	0	▼	-100.0%	-1
Petition-Restore Arms	PR	0	▼	-100.0%	-3	
<b>Total</b>			<b>415</b>	▲	<b>7.5%</b>	<b>+29</b>
<b>Civil Commitments</b>	Temporary Detention Order	TD	35	▲	+40.0%	+10
	Emergency Custody Order	EC	30	▲	+57.9%	+11
	<b>Total</b>			<b>65</b>	▲	<b>47.7%</b>
<b>GRAND TOTAL</b>			<b>4,097</b>	▲	27.5%	+884

**Dispositions by Major Case Category\*\***

Category	Summary	Change	% Change	Absolute Change
Felony	81	▼	-36.7%	-47
Garnishment	122	▼	+17.3%	+18
General Civil	188	▼	+2.2%	+4
Infraction/Civil Violation	2,550	▲	+27.6%	+551
Landlord /Tenant	26	▼	-21.2%	-7
Misdemeanor	890	▲	+50.3%	+298
Other	209	▲	+35.7%	+55
Protective Orders	31	▲	+63.2%	+12

\* Compared to same time period as previous year  
 4/11/2024 12:29:37PM

\*\* Case Type Categories are defined in the 2017 Virginia Judicial Workload Assessment  
 Source: SCV-SQL-Information

**CPSS - GCMS CASELOAD STATISTICS OF THE GENERAL DISTRICT COURTS**

January 2024 thru March 2024 Dispositions (Compared to January 2023 thru March 2023)

**GRAND TOTAL**

**4,097**

▲

27.5%

+884

\* Compared to same time period as previous year  
4/11/2024 12:29:37PM

\*\* Case Type Categories are defined in the 2017 Virginia Judicial Workload Assessment  
Source: SCV-SQL-Information

2024 Overall GRAND TOTAL		Distribution of Caseload			Change*		Percentage (%) of Caseload		
<b>2,623</b>	+59 2.3%	<b>Criminal</b>	630	24%	18.6% ▲	+99	<b>Criminal</b>	20.7%	24.0%
2024	↑	<b>Traffic</b>	1,560	59%	1.8% ▲	+28	<b>Traffic</b>	59.8%	59.5%
2023		<b>Civil</b>	329	13%	-15.4% ▼	-60	<b>Civil</b>	15.2%	12.5%
		<b>Civil Commitments</b>	104	4%	-7.1% ▼	-8	<b>Civil Commitments</b>	4.4%	4.0%
		<b>GRAND TOTAL</b>	<b>2,623</b>	100%	2.3% ▲	+59	<b>GRAND TOTAL</b>	100%	100%

**Dispositions by Division & Code**

Division	Case Type Description	Code	Summary	Change	% Change	Absolute Change
<b>Criminal</b>	Misdemeanor	M	308	▲	+8.8%	+25
	Felony	F	187	▲	+25.5%	+38
	Capias	CA	106	▲	+45.2%	+33
	Civil Violation	CV	15	▲	+87.5%	+7
	Show Cause	SC	14	▼	-22.2%	-4
	<b>Total</b>			<b>630</b>	<b>▲</b>	<b>18.6%</b>
<b>Traffic</b>	Infraction	I	1,246	▼	-0.5%	-6
	Misdemeanor	M	293	▲	+15.4%	+39
	Civil Violation	CV	10	▲	+400.0%	+8
	Felony	F	6	▼	-25.0%	-2
	Capias	CA	5	▼	-64.3%	-9
	Show Cause	SC	0	▼	-100.0%	-2
	<b>Total</b>			<b>1,560</b>	<b>▲</b>	<b>1.8%</b>
<b>Civil</b>	Warrant in Debt	WD	120	▲	+13.2%	+14
	Garnishment	GA	74	▲	+72.1%	+31
	Unlawful Detainer	UD	42	▼	-65.9%	-81
	Other	OT	26	▲	+4.0%	+1
	Preliminary Protective Order	PP	18	▲	+12.5%	+2
	Admin License	AL	15	▲	+66.7%	+6
	Protective Order	PO	15	▲	+25.0%	+3
	Bond Forfeiture	BF	9	▼	-73.5%	-25
	Detinue	DT	3	▼	-62.5%	-5
	Abstract	AJ	2	▲	+100.0%	+1
	Show Cause	SC	2	▼	-50.0%	-2
	Impoundment	IM	1	▼	-66.7%	-2
	Restricted Operators License	RL	1	▲	-	+1
	Tenants Assertion	TA	1	▲	-	+1
	Counter Claim	CC	0	▼	-100.0%	-1
	Interrogatory	IN	0	▼	-100.0%	-1
	Overweight	OC	0	▼	-100.0%	-3
<b>Total</b>			<b>329</b>	<b>▼</b>	<b>-15.4%</b>	<b>-60</b>
<b>Civil Commitments</b>	Mental Commitment	MC	93	▼	-6.1%	-6
	Temporary Detention Order	TD	6	▼	-33.3%	-3
	Emergency Custody Order	EC	5	▲	+25.0%	+1
	<b>Total</b>			<b>104</b>	<b>▼</b>	<b>-7.1%</b>
<b>GRAND TOTAL</b>			<b>2,623</b>	<b>▲</b>	<b>2.3%</b>	<b>+59</b>

**Dispositions by Major Case Category\*\***

Category	Summary	Change	% Change	Absolute Change
Felony	193	▲	+22.9%	+36
Garnishment	74	▼	+68.2%	+30
General Civil	124	▼	+7.8%	+9
Infraction/Civil Violation	1,271	▲	+0.5%	+6
Landlord /Tenant	43	▲	-65.0%	-80
Misdemeanor	602	▲	+12.1%	+65
Other	283	▼	-4.1%	-12
Protective Orders	33	▲	+17.9%	+5

\* Compared to same time period as previous year  
 4/11/2024 12:29:37PM

\*\* Case Type Categories are defined in the 2017 Virginia Judicial Workload Assessment  
 Source: SCV-SQL-Information

**CPSS - GCMS CASELOAD STATISTICS OF THE GENERAL DISTRICT COURTS**  
January 2024 thru March 2024 Dispositions (Compared to January 2023 thru March 2023)

---

<i><b>GRAND TOTAL</b></i>	<b>2,623</b>	▲	2.3%	+59
---------------------------	--------------	---	------	-----

---

\* Compared to same time period as previous year  
4/11/2024 12:29:37PM

\*\* Case Type Categories are defined in the 2017 Virginia Judicial Workload Assessment  
Source: SCV-SQL-Information

2024 Overall GRAND TOTAL		Distribution of Caseload			Change*		Percentage (%) of Caseload		
<b>5,298</b>	+1,097 26.1%	<b>Criminal</b>	473	9%	83.3% ▲	+215	<b>Criminal</b>	2023 6.1%	2024 8.9%
2024	↑	<b>Traffic</b>	4,022	76%	22.5% ▲	+738	<b>Traffic</b>	78.2%	75.9%
2023		<b>Civil</b>	489	9%	35.1% ▲	+127	<b>Civil</b>	8.6%	9.2%
		<b>Civil Commitments</b>	314	6%	5.7% ▲	+17	<b>Civil Commitments</b>	7.1%	5.9%
		<b>GRAND TOTAL</b>	<b>5,298</b>	100%	26.1% ▲	+1,097	<b>GRAND TOTAL</b>	100%	100%

**Dispositions by Division & Code**

Division	Case Type Description	Code	Summary	Change	% Change	Absolute Change
<b>Criminal</b>	Misdemeanor	M	291	▲	+100.7%	+146
	Felony	F	89	▲	+56.1%	+32
	Capias	CA	75	▲	+92.3%	+36
	Show Cause	SC	10	▼	-16.7%	-2
	Civil Violation	CV	8	▲	+60.0%	+3
	<b>Total</b>			<b>473</b>	<b>▲</b>	<b>83.3%</b>
<b>Traffic</b>	Infraction	I	2,947	▲	+17.5%	+438
	Misdemeanor	M	1,012	▲	+37.9%	+278
	Capias	CA	39	▲	+34.5%	+10
	Show Cause	SC	12	↔	-	-
	Civil Violation	CV	8	▲	-	+8
	Felony	F	4	▲	-	+4
<b>Total</b>			<b>4,022</b>	<b>▲</b>	<b>22.5%</b>	<b>+738</b>
<b>Civil</b>	Garnishment	GA	180	▲	+114.3%	+96
	Warrant in Debt	WD	172	▲	+22.9%	+32
	Other	OT	47	▼	+27.0%	+10
	Unlawful Detainer	UD	41	▼	-29.3%	-17
	Preliminary Protective Order	PP	15	▼	-25.0%	-5
	Protective Order	PO	13	▲	+85.7%	+6
	Show Cause	SC	5	▲	-	+5
	Admin License	AL	4	▲	+300.0%	+3
	Detinue	DT	4	↔	-	-
	Abstract	AJ	2	▲	+100.0%	+1
	Bond Forfeiture	BF	2	▲	-	+2
	Impoundment	IM	2	▼	-60.0%	-3
	Interrogatory	IN	1	↔	-	-
	Overweight	OC	1	▲	-	+1
	Petition-Restore Arms	PR	0	▼	-100.0%	-3
	Restricted Operators License	RL	0	▼	-100.0%	-1
<b>Total</b>			<b>489</b>	<b>▲</b>	<b>35.1%</b>	<b>+127</b>
<b>Civil Commitments</b>	Mental Commitment	MC	257	▲	+13.7%	+31
	Temporary Detention Order	TD	21	▼	-8.7%	-2
	Emergency Custody Order	EC	17	▲	+6.3%	+1
	Other	OT	17	▼	-45.2%	-14
	Medical Emergency Temporary Detention Order	MT	2	▲	-	+2
	Petition	PT	0	▼	-100.0%	-1
<b>Total</b>			<b>314</b>	<b>▲</b>	<b>5.7%</b>	<b>+17</b>
<b>GRAND TOTAL</b>			<b>5,298</b>	<b>▲</b>	<b>26.1%</b>	<b>+1,097</b>

**Dispositions by Major Case Category\*\***

Category	Summary	Change	% Change	Absolute Change
Felony	93	▲	+63.2%	+36
Garnishment	181	▲	+112.9%	+96
General Civil	176	▼	+18.1%	+27
Infraction/Civil Violation	2,964	▲	+17.9%	+450
Involuntary Civil Commitments	17	▼	-46.9%	-15
Landlord /Tenant	41	▼	-29.3%	-17
Misdemeanor	1,303	▲	+48.1%	+423

\* Compared to same time period as previous year  
 4/11/2024 12:29:37PM

\*\* Case Type Categories are defined in the 2017 Virginia Judicial Workload Assessment  
 Source: SCV-SQL-Information

**CPSS - GCMS CASELOAD STATISTICS OF THE GENERAL DISTRICT COURTS**  
 January 2024 thru March 2024 Dispositions (Compared to January 2023 thru March 2023)

Other	495	▲	+24.1%	+96
Protective Orders	28	▲	+3.7%	+1
<b>GRAND TOTAL</b>	<b>5,298</b>	▲	26.1%	+1,097

\* Compared to same time period as previous year  
 4/11/2024 12:29:37PM

\*\* Case Type Categories are defined in the 2017 Virginia Judicial Workload Assessment  
 Source: SCV-SQL-Information

2024 Overall GRAND TOTAL		Distribution of Caseload		Change*		Percentage (%) of Caseload			
<b>4,036</b>	-1,478 -26.8%	<b>Criminal</b>	615	15%	-4.7% ▼	-30	<b>Criminal</b>	2023 11.7%	2024 15.2%
2024		<b>Traffic</b>	2,686	67%	-36.2% ▼	-1,527	<b>Traffic</b>	76.4%	66.6%
2023		<b>Civil</b>	671	17%	14.3% ▲	+84	<b>Civil</b>	10.6%	16.6%
		<b>Civil Commitments</b>	64	2%	-7.2% ▼	-5	<b>Civil Commitments</b>	1.3%	1.6%
		<b>GRAND TOTAL</b>	<b>4,036</b>	100%	-26.8% ▼	-1,478	<b>GRAND TOTAL</b>	100%	100%

**Dispositions by Division & Code**

Division	Case Type Description	Code	Summary	Change	% Change	Absolute Change
<b>Criminal</b>	Misdemeanor	M	325	▲	+5.5%	+17
	Felony	F	206	↔		-
	Capias	CA	50	▼	-41.9%	-36
	Show Cause	SC	25	▼	-32.4%	-12
	Civil Violation	CV	9	▲	+12.5%	+1
	<b>Total</b>			<b>615</b>	▼	<b>-4.7%</b>
<b>Traffic</b>	Infraction	I	2,274	▼	-38.9%	-1,447
	Misdemeanor	M	387	▼	-17.8%	-84
	Felony	F	11	▼	-8.3%	-1
	Capias	CA	10	▲	+66.7%	+4
	Show Cause	SC	4	▲	+100.0%	+2
	Civil Violation	CV	0	▼	-100.0%	-1
	<b>Total</b>			<b>2,686</b>	▼	<b>-36.2%</b>
<b>Civil</b>	Warrant in Debt	WD	279	▲	+15.3%	+37
	Garnishment	GA	257	▲	+52.1%	+88
	Unlawful Detainer	UD	55	▼	-23.6%	-17
	Other	OT	36	▲		-
	Protective Order	PO	13	▼	-13.3%	-2
	Impoundment	IM	7	▲	+250.0%	+5
	Preliminary Protective Order	PP	7	▼	-66.7%	-14
	Abstract	AJ	5	▲	+25.0%	+1
	Admin License	AL	4	▼	-63.6%	-7
	Detinue	DT	3	▼	-57.1%	-4
	Capias	CA	1	▲	-	+1
	Interrogatory	IN	1	▼	-50.0%	-1
	Overweight	OC	1	↔		-
	Petition-Restore Arms	PR	1	↔		-
	Show Cause	SC	1	↔		-
	Bond Forfeiture	BF	0	▼	-100.0%	-3
	<b>Total</b>			<b>671</b>	▲	<b>14.3%</b>
<b>Civil Commitments</b>	Temporary Detention Order	TD	39	▲	+8.3%	+3
	Emergency Custody Order	EC	25	▼	-24.2%	-8
	<b>Total</b>		<b>64</b>	▼	<b>-7.2%</b>	<b>-5</b>
<b>GRAND TOTAL</b>			<b>4,036</b>	▼	<b>-26.8%</b>	<b>-1,478</b>

**Dispositions by Major Case Category\*\***

Category	Summary	Change	% Change	Absolute Change
Felony	217	▼	-0.5%	-1
Garnishment	258	▲	+50.9%	+87
General Civil	285	▲	+14.0%	+35
Infraction/Civil Violation	2,284	▼	-38.8%	-1,447
Landlord /Tenant	55	▼	-23.6%	-17
Misdemeanor	712	▼	-8.6%	-67
Other	205	▲	-20.2%	-52
Protective Orders	20	▼	-44.4%	-16
<b>GRAND TOTAL</b>	<b>4,036</b>	▼	<b>-26.8%</b>	<b>-1,478</b>

\* Compared to same time period as previous year  
 4/11/2024 12:29:37PM

\*\* Case Type Categories are defined in the 2017 Virginia Judicial Workload Assessment  
 Source: SCV-SQL-Information





2024 Overall GRAND TOTAL		Distribution of Caseload			Change*		Percentage (%) of Caseload		
2024	1,541	Criminal	329	21%	13.8% ▲	+40	Criminal	2023	2024
2023	+270 21.2%	Traffic	783	51%	35.5% ▲	+205	Traffic	45.5%	50.8%
		Civil	422	27%	11.1% ▲	+42	Civil	29.9%	27.4%
		Civil Commitments	7	0%	-70.8% ▼	-17	Civil Commitments	1.9%	0.5%
		<b>GRAND TOTAL</b>	<b>1,541</b>	<b>100%</b>	<b>21.2% ▲</b>	<b>+270</b>	<b>GRAND TOTAL</b>	<b>100%</b>	<b>100%</b>

**Dispositions by Division & Code**

Division	Case Type Description	Code	Summary	Change	% Change	Absolute Change
<b>Criminal</b>	Misdemeanor	M	153	▼	-1.3%	-2
	Felony	F	71	▼	-6.6%	-5
	Show Cause	SC	52	▲	+271.4%	+38
	Capias	CA	42	▲	+16.7%	+6
	Civil Violation	CV	11	▲	+37.5%	+3
	<b>Total</b>			<b>329</b>	<b>▲</b>	<b>13.8%</b>
<b>Traffic</b>	Infraction	I	442	▼	-6.6%	-31
	Show Cause	SC	231	▲	+5,675.0%	+227
	Misdemeanor	M	90	▲	+4.7%	+4
	Capias	CA	20	▲	+53.8%	+7
	Felony	F	0	▼	-100.0%	-2
	<b>Total</b>			<b>783</b>	<b>▲</b>	<b>35.5%</b>
<b>Civil</b>	Warrant in Debt	WD	273	▲	+24.1%	+53
	Garnishment	GA	91	▲	+2.2%	+2
	Other	OT	23	▼	+21.1%	+4
	Preliminary Protective Order	PP	13	↔		-
	Bond Forfeiture	BF	6	▲	+50.0%	+2
	Unlawful Detainer	UD	6	▼	-33.3%	-3
	Abstract	AJ	4	▲	-	+4
	Protective Order	PO	2	▼	-83.3%	-10
	Detinue	DT	1	↔		-
	Impoundment	IM	1	▼	-66.7%	-2
	Overweight	OC	1	↔		-
	Show Cause	SC	1	▼	-80.0%	-4
	Admin License	AL	0	▼	-100.0%	-4
	<b>Total</b>			<b>422</b>	<b>▲</b>	<b>11.1%</b>
<b>Civil Commitments</b>	Temporary Detention Order	TD	4	▼	-66.7%	-8
	Emergency Custody Order	EC	3	▼	-75.0%	-9
	<b>Total</b>		<b>7</b>	<b>▼</b>	<b>-70.8%</b>	<b>-17</b>
<b>GRAND TOTAL</b>			<b>1,541</b>	<b>▲</b>	<b>21.2%</b>	<b>+270</b>

**Dispositions by Major Case Category\*\***

Category	Summary	Change	% Change	Absolute Change
Felony	71	▼	-9.0%	-7
Garnishment	91	▲	+2.2%	+2
General Civil	274	▼	+23.4%	+52
Infraction/Civil Violation	454	▲	-5.8%	-28
Landlord /Tenant	6	▼	-33.3%	-3
Misdemeanor	243	▲	+0.8%	+2
Other	387	▲	+209.6%	+262
Protective Orders	15	▼	-40.0%	-10
<b>GRAND TOTAL</b>	<b>1,541</b>	<b>▲</b>	<b>21.2%</b>	<b>+270</b>

\* Compared to same time period as previous year  
 4/11/2024 12:29:37PM

\*\* Case Type Categories are defined in the 2017 Virginia Judicial Workload Assessment  
 Source: SCV-SQL-Information

2024 Overall GRAND TOTAL		Distribution of Caseload		Change*		Percentage (%) of Caseload		
<b>523</b>	-133 -20.3%	<b>Criminal</b>	195 37%	3.2% ▲	+6	<b>Criminal</b>	2023 28.8%	2024 37.3%
2024		<b>Traffic</b>	148 28%	-49.1% ▼	-143	<b>Traffic</b>	44.4%	28.3%
2023		<b>Civil</b>	145 28%	16.0% ▲	+20	<b>Civil</b>	19.1%	27.7%
		<b>Civil Commitments</b>	35 7%	-31.4% ▼	-16	<b>Civil Commitments</b>	7.8%	6.7%
		<b>GRAND TOTAL</b>	<b>523</b> 100%	-20.3% ▼	-133	<b>GRAND TOTAL</b>	100%	100%

**Dispositions by Division & Code**

Division	Case Type Description	Code	Summary	Change	% Change	Absolute Change
<b>Criminal</b>	Misdemeanor	M	89	▼	-14.4%	-15
	Felony	F	69	▲	+38.0%	+19
	Capias	CA	28	▼	-3.4%	-1
	Show Cause	SC	6	▲	+100.0%	+3
	Civil Violation	CV	2	↔		-
	Restricted Operators License	RL	1	↔		-
	<b>Total</b>			<b>195</b>	<b>▲</b>	<b>3.2%</b>
<b>Traffic</b>	Infraction	I	111	▼	-50.9%	-115
	Misdemeanor	M	31	▼	-43.6%	-24
	Capias	CA	6	▼	-33.3%	-3
	Show Cause	SC	0	▼	-100.0%	-1
<b>Total</b>			<b>148</b>	<b>▼</b>	<b>-49.1%</b>	<b>-143</b>
<b>Civil</b>	Garnishment	GA	66	▲	+120.0%	+36
	Warrant in Debt	WD	50	▼	-12.3%	-7
	Impoundment	IM	7	↔		-
	Unlawful Detainer	UD	7	▲	+16.7%	+1
	Other	OT	6	▼	-33.3%	-3
	Detinue	DT	3	▲	+200.0%	+2
	Admin License	AL	2	▼	-33.3%	-1
	Protective Order	PO	2	▼	-60.0%	-3
	Show Cause	SC	2	▼	-60.0%	-3
	Preliminary Protective Order	PP	0	▼	-100.0%	-2
<b>Total</b>			<b>145</b>	<b>▲</b>	<b>16.0%</b>	<b>+20</b>
<b>Civil Commitments</b>	Mental Commitment	MC	21	▲	+5.0%	+1
	Temporary Detention Order	TD	9	▼	-50.0%	-9
	Emergency Custody Order	EC	3	▼	-75.0%	-9
	Other	OT	2	▲	+100.0%	+1
<b>Total</b>			<b>35</b>	<b>▼</b>	<b>-31.4%</b>	<b>-16</b>
<b>GRAND TOTAL</b>			<b>523</b>	<b>▼</b>	<b>-20.3%</b>	<b>-133</b>

**Dispositions by Major Case Category\*\***

Category	Summary	Change	% Change	Absolute Change
Felony	69	▲	+38.0%	+19
Garnishment	66	▲	+120.0%	+36
General Civil	55	▲	-9.8%	-6
Infraction/Civil Violation	113	▼	-50.4%	-115
Involuntary Civil Commitments	2	▲	+100.0%	+1
Landlord /Tenant	7	▲	+16.7%	+1
Misdemeanor	121	▼	-24.4%	-39
Other	88	▼	-22.1%	-25
Protective Orders	2	▼	-71.4%	-5
<b>GRAND TOTAL</b>	<b>523</b>	<b>▼</b>	<b>-20.3%</b>	<b>-133</b>

\* Compared to same time period as previous year  
 4/11/2024 12:29:37PM

\*\* Case Type Categories are defined in the 2017 Virginia Judicial Workload Assessment  
 Source: SCV-SQL-Information

2024 Overall GRAND TOTAL		Distribution of Caseload			Change*		Percentage (%) of Caseload				
<b>1,609</b>	-105 -6.1%	<b>Criminal</b>	434	27%	-22.8%	▼	-128	<b>Criminal</b>	32.8%	2023	2024
2024		<b>Traffic</b>	726	45%	-6.6%	▼	-51	<b>Traffic</b>	45.3%	45.1%	
2023		<b>Civil</b>	367	23%	33.9%	▲	+93	<b>Civil</b>	16.0%	22.8%	
		<b>Civil Commitments</b>	82	5%	-18.8%	▼	-19	<b>Civil Commitments</b>	5.9%	5.1%	
		<b>GRAND TOTAL</b>	<b>1,609</b>	100%	-6.1%	▼	-105	<b>GRAND TOTAL</b>	100%	100%	

Dispositions by Division & Code

Division	Case Type Description	Code	Summary	Change	% Change	Absolute Change
<b>Criminal</b>	Felony	F	159	▼	-44.4%	-127
	Misdemeanor	M	152	▲	+14.3%	+19
	Show Cause	SC	74	▼	-26.0%	-26
	Capias	CA	46	▲	+31.4%	+11
	Civil Violation	CV	3	▼	-62.5%	-5
	<b>Total</b>			<b>434</b>	▼	<b>-22.8%</b>
<b>Traffic</b>	Infraction	I	346	▼	-12.4%	-49
	Show Cause	SC	233	▼	-12.4%	-33
	Misdemeanor	M	112	▲	+24.4%	+22
	Capias	CA	28	▲	+55.6%	+10
	Felony	F	6	▲	+50.0%	+2
	Restricted Operators License	RL	1	↔		-
	Civil Violation	CV	0	▼	-100.0%	-3
	<b>Total</b>			<b>726</b>	▼	<b>-6.6%</b>
<b>Civil</b>	Warrant in Debt	WD	192	▲	+28.0%	+42
	Garnishment	GA	96	▲	+60.0%	+36
	Other	OT	30	▲	+172.7%	+19
	Unlawful Detainer	UD	16	▼	-5.9%	-1
	Bond Forfeiture	BF	14	▼	-17.6%	-3
	Preliminary Protective Order	PP	9	▲	+28.6%	+2
	Admin License	AL	2	▲	-	+2
	Overweight	OC	2	▼	-50.0%	-2
	Petition-Restore Arms	PR	2	▲	-	+2
	Abstract	AJ	1	↔		-
	Impoundment	IM	1	↔		-
	Motion for Judgment	MJ	1	▲	-	+1
	Protective Order	PO	1	▼	-66.7%	-2
	Detinue	DT	0	▼	-100.0%	-2
	Show Cause	SC	0	▼	-100.0%	-1
<b>Total</b>			<b>367</b>	▲	<b>33.9%</b>	<b>+93</b>
<b>Civil Commitments</b>	Mental Commitment	MC	63	▼	-25.0%	-21
	Temporary Detention Order	TD	10	▲	+11.1%	+1
	Emergency Custody Order	EC	8	▲	+33.3%	+2
	Other	OT	1	▼	-50.0%	-1
<b>Total</b>			<b>82</b>	▼	<b>-18.8%</b>	<b>-19</b>
<b>GRAND TOTAL</b>			<b>1,609</b>	▼	<b>-6.1%</b>	<b>-105</b>

Dispositions by Major Case Category\*\*

Category	Summary	Change	% Change	Absolute Change
Felony	165	▲	-43.1%	-125
Garnishment	96	▲	+60.0%	+36
General Civil	200	▲	+31.6%	+48
Infraction/Civil Violation	351	▼	-14.4%	-59
Involuntary Civil Commitments	1	▼	-50.0%	-1
Landlord /Tenant	16	▼	-5.9%	-1
Misdemeanor	265	▲	+18.3%	+41
Other	505	▲	-8.0%	-44

\* Compared to same time period as previous year  
 4/11/2024 12:29:37PM

\*\* Case Type Categories are defined in the 2017 Virginia Judicial Workload Assessment  
 Source: SCV-SQL-Information

**CPSS - GCMS CASELOAD STATISTICS OF THE GENERAL DISTRICT COURTS**  
January 2024 thru March 2024 Dispositions (Compared to January 2023 thru March 2023)

---

Protective Orders		10	▼		0
<b>GRAND TOTAL</b>		<b>1,609</b>	▼	-6.1%	-105

---

\* Compared to same time period as previous year  
4/11/2024 12:29:37PM

\*\* Case Type Categories are defined in the 2017 Virginia Judicial Workload Assessment  
Source: SCV-SQL-Information

2024 Overall GRAND TOTAL		Distribution of Caseload			Change*		Percentage (%) of Caseload		
<b>2,572</b>	-162 -5.9%	<b>Criminal</b>	821	32%	3.7% ▲	+29	<b>Criminal</b>	2023 29.0%	2024 31.9%
2024		<b>Traffic</b>	1,170	45%	-14.0% ▼	-190	<b>Traffic</b>	49.7%	45.5%
2023		<b>Civil</b>	550	21%	0.9% ▲	+5	<b>Civil</b>	19.9%	21.4%
		<b>Civil Commitments</b>	31	1%	-16.2% ▼	-6	<b>Civil Commitments</b>	1.4%	1.2%
		<b>GRAND TOTAL</b>	<b>2,572</b>	100%	-5.9% ▼	-162	<b>GRAND TOTAL</b>	100%	100%

**Dispositions by Division & Code**

Division	Case Type Description	Code	Summary	Change	% Change	Absolute Change
<b>Criminal</b>	Misdemeanor	M	490	▲	+9.6%	+43
	Felony	F	195	▼	-1.5%	-3
	Capias	CA	92	▼	-1.1%	-1
	Civil Violation	CV	29	▼	-17.1%	-6
	Show Cause	SC	14	▼	-26.3%	-5
	Restricted Operators License	RL	1	▲	-	+1
	<b>Total</b>			<b>821</b>	<b>▲</b>	<b>3.7%</b>
<b>Traffic</b>	Infraction	I	875	▼	-17.4%	-184
	Misdemeanor	M	264	▼	-1.9%	-5
	Capias	CA	17	▼	-15.0%	-3
	Felony	F	12	▲	+300.0%	+9
	Restricted Operators License	RL	1	↔	-	-
	Show Cause	SC	1	▼	-87.5%	-7
<b>Total</b>			<b>1,170</b>	<b>▼</b>	<b>-14.0%</b>	<b>-190</b>
<b>Civil</b>	Warrant in Debt	WD	179	▼	-3.8%	-7
	Garnishment	GA	149	▲	+35.5%	+39
	Unlawful Detainer	UD	59	▼	-13.2%	-9
	Other	OT	52	▲	+15.6%	+7
	Detinue	DT	31	▼	-22.5%	-9
	Preliminary Protective Order	PP	26	▲	+44.4%	+8
	Bond Forfeiture	BF	22	▼	-37.1%	-13
	Protective Order	PO	16	▲	+128.6%	+9
	Impoundment	IM	7	▼	-46.2%	-6
	Admin License	AL	5	↔	-	-
	Abstract	AJ	2	▼	-66.7%	-4
	Motion for Judgment	MJ	1	↔	-	-
	Petition-Restore Arms	PR	1	↔	-	-
	Counter Claim	CC	0	▼	-100.0%	-2
	Interrogatory	IN	0	▼	-100.0%	-6
Show Cause	SC	0	▼	-100.0%	-2	
<b>Total</b>			<b>550</b>	<b>▲</b>	<b>0.9%</b>	<b>+5</b>
<b>Civil Commitments</b>	Temporary Detention Order	TD	21	▼	-30.0%	-9
	Emergency Custody Order	EC	9	▲	+50.0%	+3
	Mental Commitment	MC	1	↔	-	-
<b>Total</b>			<b>31</b>	<b>▼</b>	<b>-16.2%</b>	<b>-6</b>
<b>GRAND TOTAL</b>			<b>2,572</b>	<b>▼</b>	<b>-5.9%</b>	<b>-162</b>

**Dispositions by Major Case Category\*\***

Category	Summary	Change	% Change	Absolute Change
Felony	207	▲	+3.0%	+6
Garnishment	149	▼	+28.4%	+33
General Civil	217	▼	-6.9%	-16
Infraction/Civil Violation	904	▼	-17.4%	-190
Landlord /Tenant	59	▼	-13.2%	-9
Misdemeanor	756	▲	+5.4%	+39
Other	238	▼	-15.0%	-42
Protective Orders	42	▲	+68.0%	+17

\* Compared to same time period as previous year  
 4/11/2024 12:29:37PM

\*\* Case Type Categories are defined in the 2017 Virginia Judicial Workload Assessment  
 Source: SCV-SQL-Information

**CPSS - GCMS CASELOAD STATISTICS OF THE GENERAL DISTRICT COURTS**

January 2024 thru March 2024 Dispositions (Compared to January 2023 thru March 2023)

*GRAND TOTAL*

**2,572**



-5.9%

-162

\* Compared to same time period as previous year  
4/11/2024 12:29:37PM

\*\* Case Type Categories are defined in the 2017 Virginia Judicial Workload Assessment  
Source: SCV-SQL-Information

2024 Overall GRAND TOTAL		Distribution of Caseload			Change*		Percentage (%) of Caseload		
<b>1,335</b>	+13 1.0%	<b>Criminal</b>	262	20%	-37.0% ▼	-154	<b>Criminal</b>	2023 31.5%	2024 19.6%
2024		<b>Traffic</b>	856	64%	20.9% ▲	+148	<b>Traffic</b>	53.6%	64.1%
2023		<b>Civil</b>	206	15%	13.8% ▲	+25	<b>Civil</b>	13.7%	15.4%
		<b>Civil Commitments</b>	11	1%	-35.3% ▼	-6	<b>Civil Commitments</b>	1.3%	0.8%
		<b>GRAND TOTAL</b>	<b>1,335</b>	100%	1.0% ▲	+13	<b>GRAND TOTAL</b>	100%	100%

Dispositions by Division & Code

Division	Case Type Description	Code	Summary	Change	% Change	Absolute Change
<b>Criminal</b>	Misdemeanor	M	146	▼	-24.7%	-48
	Felony	F	73	▼	-51.7%	-78
	Capias	CA	25	▼	-35.9%	-14
	Show Cause	SC	12	▼	-42.9%	-9
	Civil Violation	CV	5	▼	-54.5%	-6
	Restricted Operators License	RL	1	▲	-	+1
	<b>Total</b>			<b>262</b>	▼	<b>-37.0%</b>
<b>Traffic</b>	Infraction	I	700	▲	+22.8%	+130
	Misdemeanor	M	140	▲	+18.6%	+22
	Capias	CA	7	▼	-41.7%	-5
	Show Cause	SC	5	▼	-37.5%	-3
	Felony	F	4	▲	-	+4
<b>Total</b>			<b>856</b>	▲	<b>20.9%</b>	<b>+148</b>
<b>Civil</b>	Garnishment	GA	63	▲	+50.0%	+21
	Warrant in Debt	WD	55	▼	-23.6%	-17
	Other	OT	31	▲	+63.2%	+12
	Preliminary Protective Order	PP	16	▲	+300.0%	+12
	Protective Order	PO	15	▲	+114.3%	+8
	Unlawful Detainer	UD	14	▼	-33.3%	-7
	Impoundment	IM	3	▲	+200.0%	+2
	Show Cause	SC	3	▲	+50.0%	+1
	Detinue	DT	2	▼	-50.0%	-2
	Admin License	AL	1	▲	-	+1
	Interrogatory	IN	1	▲	-	+1
	Overweight	OC	1	▼	-85.7%	-6
	Restricted Operators License	RL	1	▲	-	+1
	Abstract	AJ	0	▼	-100.0%	-1
	Motion for Judgment	MJ	0	▼	-100.0%	-1
	<b>Total</b>			<b>206</b>	▲	<b>13.8%</b>
<b>Civil Commitments</b>	Emergency Custody Order	EC	8	▼	-27.3%	-3
	Temporary Detention Order	TD	3	▼	-50.0%	-3
<b>Total</b>			<b>11</b>	▼	<b>-35.3%</b>	<b>-6</b>
<b>GRAND TOTAL</b>			<b>1,335</b>	▲	1.0%	+13

Dispositions by Major Case Category\*\*

Category	Summary	Change	% Change	Absolute Change
Felony	77	▲	-49.0%	-74
Garnishment	64	▲	+52.4%	+22
General Civil	60	▼	-25.0%	-20
Infraction/Civil Violation	706	▼	+20.1%	+118
Landlord /Tenant	14	▼	-33.3%	-7
Misdemeanor	288	▲	-7.7%	-24
Other	95	▲	-18.8%	-22
Protective Orders	31	▲	+181.8%	+20
<b>GRAND TOTAL</b>	<b>1,335</b>	▲	1.0%	+13

\* Compared to same time period as previous year  
 4/11/2024 12:29:37PM

\*\* Case Type Categories are defined in the 2017 Virginia Judicial Workload Assessment  
 Source: SCV-SQL-Information



2024 Overall GRAND TOTAL		Distribution of Caseload			Change*		Percentage (%) of Caseload		
<b>1,784</b>	+30 1.7%	<b>Criminal</b>	321	18%	-12.1% ▼	-44	<b>Criminal</b>	20.8%	18.0%
2024	↑	<b>Traffic</b>	1,276	72%	3.2% ▲	+39	<b>Traffic</b>	70.5%	71.5%
2023		<b>Civil</b>	181	10%	23.1% ▲	+34	<b>Civil</b>	8.4%	10.1%
		<b>Civil Commitments</b>	6	0%	20.0% ▲	+1	<b>Civil Commitments</b>	0.3%	0.3%
		<b>GRAND TOTAL</b>	<b>1,784</b>	100%	1.7% ▲	+30	<b>GRAND TOTAL</b>	100%	100%

Dispositions by Division & Code

Division	Case Type Description	Code	Summary	Change	% Change	Absolute Change
<b>Criminal</b>	Misdemeanor	M	184	▲	+1.1%	+2
	Felony	F	88	▼	-24.1%	-28
	Capias	CA	26	▼	-35.0%	-14
	Civil Violation	CV	12	▲	+140.0%	+7
	Show Cause	SC	11	▼	-50.0%	-11
	<b>Total</b>			<b>321</b>	▼	<b>-12.1%</b>
<b>Traffic</b>	Infraction	I	1,024	▲	+4.7%	+46
	Misdemeanor	M	235	▼	-0.8%	-2
	Show Cause	SC	8	▲	+60.0%	+3
	Felony	F	5	▲	+25.0%	+1
	Capias	CA	4	▼	-66.7%	-8
	Civil Violation	CV	0	▼	-100.0%	-1
	<b>Total</b>			<b>1,276</b>	▲	<b>3.2%</b>
<b>Civil</b>	Garnishment	GA	78	▲	+77.3%	+34
	Warrant in Debt	WD	63	▲	+12.5%	+7
	Other	OT	11	▼	-21.4%	-3
	Unlawful Detainer	UD	10	▼	-28.6%	-4
	Preliminary Protective Order	PP	8	▲	+33.3%	+2
	Protective Order	PO	4	▼	-33.3%	-2
	Detinue	DT	3	▲	-	+3
	Abstract	AJ	1	▲	-	+1
	Admin License	AL	1	▼	-66.7%	-2
	Overweight	OC	1	▲	-	+1
	Restricted Operators License	RL	1	▲	-	+1
	Impoundment	IM	0	▼	-100.0%	-1
	Interrogatory	IN	0	▼	-100.0%	-1
	Show Cause	SC	0	▼	-100.0%	-2
	<b>Total</b>			<b>181</b>	▲	<b>23.1%</b>
<b>Civil Commitments</b>	Emergency Custody Order	EC	4	▲	+33.3%	+1
	Temporary Detention Order	TD	2	↔	-	-
	<b>Total</b>		<b>6</b>	▲	<b>20.0%</b>	<b>+1</b>
<b>GRAND TOTAL</b>			<b>1,784</b>	▲	<b>1.7%</b>	<b>+30</b>

Dispositions by Major Case Category\*\*

Category	Summary	Change	% Change	Absolute Change
Felony	93	▲	-22.5%	-27
Garnishment	78	▼	+73.3%	+33
General Civil	67	▲	+13.6%	+8
Infraction/Civil Violation	1,037	▲	+5.4%	+53
Landlord /Tenant	10	▼	-28.6%	-4
Misdemeanor	420	▲	+0.2%	+1
Other	67	▲	-33.7%	-34
Protective Orders	12	↔	-	0
<b>GRAND TOTAL</b>	<b>1,784</b>	▲	<b>1.7%</b>	<b>+30</b>

\* Compared to same time period as previous year  
 4/11/2024 12:29:37PM

\*\* Case Type Categories are defined in the 2017 Virginia Judicial Workload Assessment  
 Source: SCV-SQL-Information

2024 Overall GRAND TOTAL		Distribution of Caseload			Change*		Percentage (%) of Caseload		
<b>3,135</b>	+266 9.3%	<b>Criminal</b>	839	27%	3.5% ▲	+28	<b>Criminal</b>	2023 28.3%	2024 26.8%
2024		<b>Traffic</b>	1,640	52%	14.2% ▲	+204	<b>Traffic</b>	50.1%	52.3%
2023		<b>Civil</b>	628	20%	8.1% ▲	+47	<b>Civil</b>	20.3%	20.0%
		<b>Civil Commitments</b>	28	1%	-31.7% ▼	-13	<b>Civil Commitments</b>	1.4%	0.9%
		<b>GRAND TOTAL</b>	<b>3,135</b>	100%	9.3% ▲	+266	<b>GRAND TOTAL</b>	100%	100%

**Dispositions by Division & Code**

Division	Case Type Description	Code	Summary	Change	% Change	Absolute Change
<b>Criminal</b>	Misdemeanor	M	552	▲	+10.6%	+53
	Felony	F	110	▼	-25.7%	-38
	Capias	CA	98	▼	-8.4%	-9
	Show Cause	SC	65	▲	+62.5%	+25
	Civil Violation	CV	14	▼	-17.6%	-3
	<b>Total</b>			<b>839</b>	▲	<b>3.5%</b>
<b>Traffic</b>	Infraction	I	1,133	▲	+15.4%	+151
	Misdemeanor	M	446	▲	+11.2%	+45
	Show Cause	SC	28	▲	+27.3%	+6
	Capias	CA	27	▲	+12.5%	+3
	Felony	F	5	▼	-16.7%	-1
	Civil Violation	CV	1	↔	-	-
	<b>Total</b>			<b>1,640</b>	▲	<b>14.2%</b>
<b>Civil</b>	Warrant in Debt	WD	216	▲	+30.1%	+50
	Garnishment	GA	205	▲	+15.2%	+27
	Other	OT	69	▼	-12.7%	-10
	Unlawful Detainer	UD	67	▼	-18.3%	-15
	Preliminary Protective Order	PP	25	▲	+56.3%	+9
	Protective Order	PO	14	▲	+133.3%	+8
	Detinue	DT	7	▲	+40.0%	+2
	Bond Forfeiture	BF	6	▼	-40.0%	-4
	Impoundment	IM	5	▼	-28.6%	-2
	Show Cause	SC	5	▼	-44.4%	-4
	Admin License	AL	3	▼	-25.0%	-1
	Interrogatory	IN	2	▲	-	+2
	Restricted Operators License	RL	2	▲	-	+2
	Motion for Judgment	MJ	1	▼	-80.0%	-4
	Tenants Assertion	TA	1	▲	-	+1
	Capias	CA	0	▼	-100.0%	-10
	Overweight	OC	0	▼	-100.0%	-3
	Petition-Restore Arms	PR	0	▼	-100.0%	-1
	<b>Total</b>			<b>628</b>	▲	<b>8.1%</b>
<b>Civil Commitments</b>	Emergency Custody Order	EC	14	▼	-22.2%	-4
	Temporary Detention Order	TD	13	▼	-13.3%	-2
	Other	OT	1	▲	-	+1
	Mental Commitment	MC	0	▼	-100.0%	-7
	Petition	PT	0	▼	-100.0%	-1
<b>Total</b>			<b>28</b>	▼	<b>-31.7%</b>	<b>-13</b>
<b>GRAND TOTAL</b>			<b>3,135</b>	▲	9.3%	+266

**Dispositions by Major Case Category\*\***

Category	Summary	Change	% Change	Absolute Change
Felony	115	▼	-25.3%	-39
Garnishment	207	▲	+16.3%	+29
General Civil	234	▼	+13.6%	+28
Infraction/Civil Violation	1,148	▼	+14.5%	+145
Involuntary Civil Commitments	1	▲	-	0
Landlord /Tenant	68	▲	-17.1%	-14

\* Compared to same time period as previous year  
 4/11/2024 12:29:37PM

\*\* Case Type Categories are defined in the 2017 Virginia Judicial Workload Assessment  
 Source: SCV-SQL-Information

**CPSS - GCMS CASELOAD STATISTICS OF THE GENERAL DISTRICT COURTS**

January 2024 thru March 2024 Dispositions (Compared to January 2023 thru March 2023)

**Wise**

District: 30 FIPS: 195

Misdemeanor	1,000	▲	+11.1%	+100
Other	323	▼		0
Protective Orders	39	▲	+77.3%	+17
<b>GRAND TOTAL</b>	<b>3,135</b>	▲	9.3%	+266

\* Compared to same time period as previous year  
4/11/2024 12:29:37PM

\*\* Case Type Categories are defined in the 2017 Virginia Judicial Workload Assessment  
Source: SCV-SQL-Information

2024 Overall GRAND TOTAL		Distribution of Caseload			Change*		Percentage (%) of Caseload		
<b>29,763</b>	+3,752 14.4%	<b>Criminal</b>	5,185	17%	24.9% ▲	+1,034	<b>Criminal</b>	2023 16.0%	2024 17.4%
2024		<b>Traffic</b>	17,300	58%	16.5% ▲	+2,453	<b>Traffic</b>	57.1%	58.1%
2023		<b>Civil</b>	7,026	24%	3.9% ▲	+263	<b>Civil</b>	26.0%	23.6%
		<b>Civil Commitments</b>	252	1%	0.8% ▲	+2	<b>Civil Commitments</b>	1.0%	0.8%
		<b>GRAND TOTAL</b>	<b>29,763</b>	100%	14.4% ▲	+3,752	<b>GRAND TOTAL</b>	100%	100%

**Dispositions by Division & Code**

Division	Case Type Description	Code	Summary	Change	% Change	Absolute Change
<b>Criminal</b>	Misdemeanor	M	2,472	▲	+12.4%	+272
	Felony	F	1,269	▲	+21.9%	+228
	Capias	CA	1,082	▲	+86.9%	+503
	Show Cause	SC	217	▲	+2.4%	+5
	Civil Violation	CV	145	▲	+21.8%	+26
	<b>Total</b>			<b>5,185</b>	<b>▲</b>	<b>24.9%</b>
<b>Traffic</b>	Infraction	I	14,142	▲	+17.8%	+2,139
	Misdemeanor	M	2,970	▲	+11.7%	+311
	Capias	CA	81	▲	+107.7%	+42
	Felony	F	46	▼	-33.3%	-23
	Civil Violation	CV	24	▼	-11.1%	-3
	Show Cause	SC	16	▼	-5.9%	-1
	Other	O	11	▼	-62.1%	-18
	Restricted Operators License	RL	10	▲	+150.0%	+6
	<b>Total</b>			<b>17,300</b>	<b>▲</b>	<b>16.5%</b>
<b>Civil</b>	Warrant in Debt	WD	2,804	▲	+14.7%	+359
	Garnishment	GA	1,672	▼	-13.1%	-252
	Unlawful Detainer	UD	1,400	▲	+14.9%	+182
	Admin License	AL	224	▼	-3.4%	-8
	Zoning Violation	ZO	179	▼	-17.9%	-39
	Other	OT	171	▲	+33.6%	+43
	Preliminary Protective Order	PP	110	▲	+4.8%	+5
	Show Cause	SC	110	▼	-13.4%	-17
	Protective Order	PO	89	▼	-12.7%	-13
	Abstract	AJ	80	▲	+23.1%	+15
	Interrogatory	IN	79	▼	-10.2%	-9
	Impoundment	IM	38	▼	-7.3%	-3
	Counter Claim	CC	15	▲	+200.0%	+10
	Overweight	OC	14	▲	+55.6%	+5
	Tenants Assertion	TA	13	▲	+18.2%	+2
	Capias	CA	7	▲	+16.7%	+1
	Motion for Judgment	MJ	7	↔	-	-
	Detinue	DT	6	▼	-76.0%	-19
	Bond Forfeiture	BF	2	▼	-50.0%	-2
	Motor Carrier	MC	2	▲	-	+2
	Petition-Restore Arms	PR	2	▲	-	+2
Restricted Operators License	RL	1	↔	-	-	
Third Party Claim	TH	1	▼	-50.0%	-1	
<b>Total</b>			<b>7,026</b>	<b>▲</b>	<b>3.9%</b>	<b>+263</b>
<b>Civil Commitments</b>	Temporary Detention Order	TD	118	▲	+3.5%	+4
	Mental Commitment	MC	104	▲	+20.9%	+18
	Emergency Custody Order	EC	23	▼	-47.7%	-21
	Petition	PT	6	▲	+500.0%	+5
	Medical Emergency Custody Order	ME	1	▼	-66.7%	-2
	Medical Emergency Temporary Detention Order	MT	0	▼	-100.0%	-1
	Other	OT	0	▼	-100.0%	-1
<b>Total</b>			<b>252</b>	<b>▲</b>	<b>0.8%</b>	<b>+2</b>
<b>GRAND TOTAL</b>			<b>29,763</b>	<b>▲</b>	<b>14.4%</b>	<b>+3,752</b>

\* Compared to same time period as previous year  
 4/11/2024 12:29:37PM

\*\* Case Type Categories are defined in the 2017 Virginia Judicial Workload Assessment  
 Source: SCV-SQL-Information

**Dispositions by Major Case Category\*\***

Category	Summary	Change	% Change	Absolute Change
Felony	1,315	▼	+18.5%	+205
Garnishment	1,751	▼	-13.0%	-261
General Civil	2,916	▲	+14.2%	+362
Infraction/Civil Violation	14,338	▲	+17.6%	+2,151
Involuntary Civil Commitments	6	▲	+200.0%	+4
Landlord /Tenant	1,413	▲	+15.0%	+184
Misdemeanor	5,632	▲	+10.8%	+550
Other	2,193	▲	+34.7%	+565
Protective Orders	199	▼	-3.9%	-8
<b>GRAND TOTAL</b>	<b>29,763</b>	▲	14.4%	+3,752

\* Compared to same time period as previous year  
 4/11/2024 12:29:37PM

\*\* Case Type Categories are defined in the 2017 Virginia Judicial Workload Assessment  
 Source: SCV-SQL-Information

2024 Overall GRAND TOTAL		Distribution of Caseload			Change*		Percentage (%) of Caseload		
<b>3,833</b>	+871 29.4%	<b>Criminal</b>	296	8%	-2.3% ▼	-7	<b>Criminal</b>	2023 10.2%	2024 7.7%
2024	↑	<b>Traffic</b>	2,798	73%	48.9% ▲	+919	<b>Traffic</b>	63.4%	73.0%
2023		<b>Civil</b>	710	19%	-6.7% ▼	-51	<b>Civil</b>	25.7%	18.5%
		<b>Civil Commitments</b>	29	1%	52.6% ▲	+10	<b>Civil Commitments</b>	0.6%	0.8%
		<b>GRAND TOTAL</b>	<b>3,833</b>	100%	29.4% ▲	+871	<b>GRAND TOTAL</b>	100%	100%

Dispositions by Division & Code

Division	Case Type Description	Code	Summary	Change	% Change	Absolute Change
<b>Criminal</b>	Misdemeanor	M	201	▲	+30.5%	+47
	Felony	F	44	▼	-59.3%	-64
	Show Cause	SC	27	▲	+28.6%	+6
	Capias	CA	16	▲	+23.1%	+3
	Civil Violation	CV	8	▲	+14.3%	+1
	<b>Total</b>			<b>296</b>	▼	<b>-2.3%</b>
<b>Traffic</b>	Infraction	I	2,137	▲	+45.4%	+667
	Misdemeanor	M	640	▲	+67.1%	+257
	Capias	CA	9	▼	-25.0%	-3
	Felony	F	7	▲	+40.0%	+2
	Show Cause	SC	5	▼	-37.5%	-3
	Civil Violation	CV	0	▼	-100.0%	-1
	<b>Total</b>			<b>2,798</b>	▲	<b>48.9%</b>
<b>Civil</b>	Warrant in Debt	WD	287	▼	-14.1%	-47
	Garnishment	GA	279	▲	+6.5%	+17
	Unlawful Detainer	UD	57	▲	+14.0%	+7
	Detinue	DT	21	▼	-22.2%	-6
	Other	OT	19	▲	-38.7%	-12
	Protective Order	PO	16	▼	-23.8%	-5
	Preliminary Protective Order	PP	14	↔		-
	Admin License	AL	6	↔		-
	Impoundment	IM	6	▲	+500.0%	+5
	Abstract	AJ	1	▼	-90.9%	-10
	Motion for Judgment	MJ	1	▲		+1
	Overweight	OC	1	▼	-50.0%	-1
	Tenants Assertion	TA	1	▲		+1
	Third Party Claim	TH	1	▲		+1
	Counter Claim	CC	0	▼	-100.0%	-1
	Interrogatory	IN	0	▼	-100.0%	-1
<b>Total</b>			<b>710</b>	▼	<b>-6.7%</b>	<b>-51</b>
<b>Civil Commitments</b>	Temporary Detention Order	TD	21	▲	+31.3%	+5
	Emergency Custody Order	EC	7	▲	+250.0%	+5
	Mental Commitment	MC	1	↔		-
<b>Total</b>			<b>29</b>	▲	<b>52.6%</b>	<b>+10</b>
<b>GRAND TOTAL</b>			<b>3,833</b>	▲	29.4%	+871

Dispositions by Major Case Category\*\*

Category	Summary	Change	% Change	Absolute Change
Felony	51	▼	-54.9%	-62
Garnishment	279	▼	+6.1%	+16
General Civil	313	▲	-13.8%	-50
Infraction/Civil Violation	2,146	▼	+45.0%	+666
Landlord /Tenant	58	▲	+16.0%	+8
Misdemeanor	841	▲	+56.6%	+304
Other	115	▲	-5.0%	-6
Protective Orders	30	▼	-14.3%	-5
<b>GRAND TOTAL</b>	<b>3,833</b>	▲	29.4%	+871

\* Compared to same time period as previous year  
 4/11/2024 12:29:37PM

\*\* Case Type Categories are defined in the 2017 Virginia Judicial Workload Assessment  
 Source: SCV-SQL-Information



2024 Overall GRAND TOTAL		Distribution of Caseload			Change*		Percentage (%) of Caseload		
<b>7,338</b>	+1,607 28.0%	<b>Criminal</b>	204	3%	13.3% ▲	+24	<b>Criminal</b>	2023 3.1%	2024 2.8%
2024	↑	<b>Traffic</b>	6,907	94%	30.0% ▲	+1,592	<b>Traffic</b>	92.7%	94.1%
2023		<b>Civil</b>	225	3%	-0.4% ▼	-1	<b>Civil</b>	3.9%	3.1%
		<b>Civil Commitments</b>	2	0%	-80.0% ▼	-8	<b>Civil Commitments</b>	0.2%	0.0%
		<b>GRAND TOTAL</b>	<b>7,338</b>	100%	28.0% ▲	+1,607	<b>GRAND TOTAL</b>	100%	100%

Dispositions by Division & Code

Division	Case Type Description	Code	Summary	Change	% Change	Absolute Change	
<b>Criminal</b>	Misdemeanor	M	120	▲	+22.4%	+22	
	Felony	F	68	▲	+13.3%	+8	
	Show Cause	SC	8	▲	+14.3%	+1	
	Capias	CA	5	▼	-58.3%	-7	
	Civil Violation	CV	3	↔		-	
	<b>Total</b>			<b>204</b>	<b>▲</b>	<b>13.3%</b>	<b>+24</b>
<b>Traffic</b>	Infraction	I	5,787	▲	+30.9%	+1,366	
	Misdemeanor	M	1,077	▲	+24.2%	+210	
	Capias	CA	33	▲	+50.0%	+11	
	Felony	F	7	▲	+75.0%	+3	
	Show Cause	SC	3	▲	+200.0%	+2	
	<b>Total</b>			<b>6,907</b>	<b>▲</b>	<b>30.0%</b>	<b>+1,592</b>
<b>Civil</b>	Warrant in Debt	WD	97	▲	+15.5%	+13	
	Garnishment	GA	58	▼	-28.4%	-23	
	Unlawful Detainer	UD	22	↔		-	
	Other	OT	20	▲	+25.0%	+4	
	Admin License	AL	6	▲	+20.0%	+1	
	Detinue	DT	6	▲	+200.0%	+4	
	Preliminary Protective Order	PP	6	▲	+500.0%	+5	
	Protective Order	PO	4	▲	+100.0%	+2	
	Abstract	AJ	3	▼	-57.1%	-4	
	Impoundment	IM	3	▼	-40.0%	-2	
	Show Cause	SC	0	▼	-100.0%	-1	
	<b>Total</b>			<b>225</b>	<b>▼</b>	<b>-0.4%</b>	<b>-1</b>
	<b>Civil Commitments</b>	Emergency Custody Order	EC	1	▼	-50.0%	-1
Temporary Detention Order		TD	1	▼	-87.5%	-7	
<b>Total</b>			<b>2</b>	<b>▼</b>	<b>-80.0%</b>	<b>-8</b>	
<b>GRAND TOTAL</b>			<b>7,338</b>	<b>▲</b>	<b>28.0%</b>	<b>+1,607</b>	

Dispositions by Major Case Category\*\*

Category	Summary	Change	% Change	Absolute Change	
Felony	75	▲	+17.2%	+11	
Garnishment	58	▼	-28.4%	-23	
General Civil	105	▲	+19.3%	+17	
Infraction/Civil Violation	5,790	▲	+30.9%	+1,366	
Landlord /Tenant	22	↔		0	
Misdemeanor	1,197	▲	+24.0%	+232	
Other	81	▼	-3.6%	-3	
Protective Orders	10	▲	+233.3%	+7	
<b>GRAND TOTAL</b>		<b>7,338</b>	<b>▲</b>	<b>28.0%</b>	<b>+1,607</b>

\* Compared to same time period as previous year  
 4/11/2024 12:29:37PM

\*\* Case Type Categories are defined in the 2017 Virginia Judicial Workload Assessment  
 Source: SCV-SQL-Information