

2024 Overall GRAND TOTAL		Distribution of Caseload			Change*		Percentage (%) of Caseload		
<b>991,523</b>	+74,575 8.1%	<b>Criminal</b>	135,257	14%	9.0% ▲	+11,140	<b>Criminal</b>	2023 13.5%	2024 13.6%
2024		<b>Traffic</b>	564,879	57%	9.0% ▲	+46,749	<b>Traffic</b>	56.5%	57.0%
2023		<b>Civil</b>	270,117	27%	6.0% ▲	+15,370	<b>Civil</b>	27.8%	27.2%
		<b>Civil Commitments</b>	21,270	2%	6.6% ▲	+1,316	<b>Civil Commitments</b>	2.2%	2.1%
		<b>GRAND TOTAL</b>	<b>991,523</b>	100%	8.1% ▲	+74,575	<b>GRAND TOTAL</b>	100%	100%

**Dispositions by Division & Code**

Division	Case Type Description	Code	Summary	Change	% Change	Absolute Change
<b>Criminal</b>	Misdemeanor	M	76,276	▲	+10.7%	+7,342
	Felony	F	35,959	▲	+3.2%	+1,102
	Capias	CA	13,578	▲	+19.1%	+2,177
	Show Cause	SC	5,982	▲	+0.7%	+41
	Civil Violation	CV	3,353	▲	+17.3%	+494
	Motion	MO	67	▼	-10.7%	-8
	Restricted Operators License	RL	42	▼	-16.0%	-8
	<b>Total</b>			<b>135,257</b>	<b>▲</b>	<b>9.0%</b>
<b>Traffic</b>	Infraction	I	442,500	▲	+9.3%	+37,733
	Misdemeanor	M	108,088	▲	+8.3%	+8,301
	Capias	CA	5,162	▲	+10.6%	+493
	Show Cause	SC	3,381	▲	+9.8%	+301
	Civil Violation	CV	1,973	▲	+29.5%	+449
	Other	O	1,690	▼	-21.9%	-473
	Felony	F	1,668	▲	+4.1%	+66
	Restricted Operators License	RL	241	▼	-13.9%	-39
Motion	MO	176	▼	-31.8%	-82	
<b>Total</b>			<b>564,879</b>	<b>▲</b>	<b>9.0%</b>	<b>+46,749</b>
<b>Civil</b>	Warrant in Debt	WD	100,312	▲	+24.2%	+19,566
	Garnishment	GA	70,548	▼	-4.4%	-3,253
	Unlawful Detainer	UD	59,078	▲	+2.4%	+1,380
	Other	OT	7,862	▼	-2.7%	-220
	Admin License	AL	5,046	▼	-1.1%	-58
	Preliminary Protective Order	PP	5,040	▲	+3.7%	+179
	Protective Order	PO	3,828	▲	+8.0%	+282
	Detinue	DT	3,044	▼	-10.0%	-337
	Motion for Judgment	MJ	2,879	▼	-12.7%	-418
	Show Cause	SC	2,795	▼	-18.5%	-633
	Interrogatory	IN	2,391	▲	+2.0%	+46
	Abstract	AJ	2,171	▼	-27.0%	-802
	Impoundment	IM	1,602	▲	+8.2%	+122
	Bond Forfeiture	BF	1,563	▼	-3.2%	-52
	Zoning Violation	ZO	650	▼	-30.9%	-291
	Tenants Assertion	TA	391	▼	-1.5%	-6
	Counter Claim	CC	301	▼	-6.5%	-21
	Overweight	OC	237	▼	-12.9%	-35
	Capias	CA	103	▼	-34.4%	-54
	Petition-Restore Arms	PR	98	▼	-24.6%	-32
	Motor Carrier	MC	65	▼	-9.7%	-7
	Interrogatory-Not	IC	42	↔		-
	Third Party Claim	TH	25	▲	+78.6%	+11
	Restricted Operators License	RL	19	▼	-34.5%	-10
	Cross Claim	CR	12	▲	+100.0%	+6
	Detinue Seizure	DZ	5	▲	-	+5
	Mechanic's Lien	ML	4	↔		-
	Petition to Require Blood Test	BT	3	▲	+200.0%	+2
Attachment	AT	1	▲	-	+1	
Distress Seizure	DS	1	↔		-	
Emergency Substantial Risk Order	SR	1	▼	-50.0%	-1	
<b>Total</b>			<b>270,117</b>	<b>▲</b>	<b>6.0%</b>	<b>+15,370</b>
<b>Civil Commitments</b>	Mental Commitment	MC	9,141	▲	+5.9%	+509
	Temporary Detention Order	TD	6,839	▲	+5.5%	+354

\* Compared to same time period as previous year

\*\* Case Type Categories are defined in the 2017 Virginia Judicial Workload Assessment

			Summary	Change	% Change	Absolute Change
<b>Civil Commitments</b>	Emergency Custody Order	EC	3,189	▲	+3.3%	+101
	Other	OT	1,817	▲	+22.4%	+333
	Medical Emergency Temporary Detention Order	MT	153	▲	+11.7%	+16
	Petition	PT	123	▲	+13.9%	+15
	Medical Emergency Custody Order	ME	8	▼	-60.0%	-12
	Total			<b>21,270</b>	▲	<b>6.6%</b>
<b>GRAND TOTAL</b>			<b>991,523</b>	▲	8.1%	+74,575

**Dispositions by Major Case Category\*\***

Category		Summary	Change	% Change	Absolute Change
Felony		37,627	▲	+3.2%	+1,168
Garnishment		72,939	▼	-4.2%	-3,207
General Civil		107,609	▲	+21.0%	+18,699
Infraction/Civil Violation		449,818	▲	+9.3%	+38,161
Involuntary Civil Commitments		1,940	▲	+21.9%	+348
Landlord /Tenant		59,469	▲	+2.4%	+1,374
Misdemeanor		185,316	▼	+9.0%	+15,295
New to Workload Study		1	▼	-50.0%	-1
Other		67,936	▲	+3.5%	+2,277
Protective Orders		8,868	▲	+5.5%	+461
<b>GRAND TOTAL</b>		<b>991,523</b>	▲	8.1%	+74,575

\* Compared to same time period as previous year  
 6/13/2024 2:02:52PM

\*\* Case Type Categories are defined in the 2017 Virginia Judicial Workload Assessment  
 Source: SCV-SQL-Information

**CPSS - GCMS CASELOAD STATISTICS OF THE GENERAL DISTRICT COURTS**  
 January 2024 thru May 2024 Dispositions (Compared to January 2023 thru May 2023)

2024 Overall GRAND TOTAL		Distribution of Caseload			Change*		Percentage (%) of Caseload		
<b>22,251</b>	+1,827 8.9%	<b>Criminal</b>	2,905	13%	10.3% ▲	+272	<b>Criminal</b>	2023 12.9%	2024 13.1%
2024		<b>Traffic</b>	7,392	33%	22.8% ▲	+1,372	<b>Traffic</b>	29.5%	33.2%
2023		<b>Civil</b>	11,547	52%	1.9% ▲	+215	<b>Civil</b>	55.5%	51.9%
		<b>Civil Commitments</b>	407	2%	-7.3% ▼	-32	<b>Civil Commitments</b>	2.1%	1.8%
		<b>GRAND TOTAL</b>	<b>22,251</b>	100%	8.9% ▲	+1,827	<b>GRAND TOTAL</b>	100%	100%

**Dispositions by Division & Code**

Division	Case Type Description	Code	Summary	Change	% Change	Absolute Change
<b>Criminal</b>	Misdemeanor	M	1,467	▲	+17.3%	+216
	Felony	F	1,039	▼	-2.0%	-21
	Capias	CA	312	▲	+40.5%	+90
	Show Cause	SC	69	▼	-5.5%	-4
	Civil Violation	CV	18	▼	-33.3%	-9
	<b>Total</b>			<b>2,905</b>	<b>▲</b>	<b>10.3%</b>
<b>Traffic</b>	Infraction	I	4,484	▲	+41.8%	+1,321
	Misdemeanor	M	1,969	▲	+8.3%	+151
	Civil Violation	CV	507	▼	-28.4%	-201
	Capias	CA	218	▲	+46.3%	+69
	Felony	F	83	▼	-17.0%	-17
	Other	O	73	▲	+329.4%	+56
	Show Cause	SC	58	▼	-9.4%	-6
	Restricted Operators License	RL	0	▼	-100.0%	-1
	<b>Total</b>			<b>7,392</b>	<b>▲</b>	<b>22.8%</b>
<b>Civil</b>	Warrant in Debt	WD	4,820	▲	+24.5%	+950
	Garnishment	GA	3,631	▼	-5.9%	-227
	Unlawful Detainer	UD	1,781	▼	-6.6%	-125
	Zoning Violation	ZO	231	▼	-42.5%	-171
	Preliminary Protective Order	PP	171	▲	+4.9%	+8
	Protective Order	PO	146	▼	-8.2%	-13
	Other	OT	144	▼	-33.0%	-71
	Admin License	AL	140	▲	+2.9%	+4
	Show Cause	SC	135	▼	-24.6%	-44
	Detinue	DT	70	▲	+4.5%	+3
	Abstract	AJ	64	▼	-42.3%	-47
	Bond Forfeiture	BF	55	▼	-21.4%	-15
	Interrogatory	IN	51	▼	-21.5%	-14
	Motion for Judgment	MJ	49	▼	-24.6%	-16
	Impoundment	IM	25	▼	-19.4%	-6
	Tenants Assertion	TA	13	▲	+116.7%	+7
	Overweight	OC	9	▼	-43.8%	-7
	Counter Claim	CC	5	▲	+25.0%	+1
	Capias	CA	2	▼	-50.0%	-2
	Cross Claim	CR	2	▲	-	+2
	Petition-Restore Arms	PR	2	↔	-	-
	Third Party Claim	TH	1	▼	-50.0%	-1
	Mechanic's Lien	ML	0	▼	-100.0%	-1
<b>Total</b>			<b>11,547</b>	<b>▲</b>	<b>1.9%</b>	<b>+215</b>
<b>Civil Commitments</b>	Temporary Detention Order	TD	152	▲	+4.8%	+7
	Emergency Custody Order	EC	137	▼	-8.1%	-12
	Mental Commitment	MC	108	▼	-20.6%	-28
	Other	OT	6	▲	+20.0%	+1
	Medical Emergency Temporary Detention Order	MT	3	▲	+50.0%	+1
	Petition	PT	1	▲	-	+1
	Medical Emergency Custody Order	ME	0	▼	-100.0%	-2
<b>Total</b>			<b>407</b>	<b>▼</b>	<b>-7.3%</b>	<b>-32</b>
<b>GRAND TOTAL</b>			<b>22,251</b>	<b>▲</b>	<b>8.9%</b>	<b>+1,827</b>

\* Compared to same time period as previous year

\*\* Case Type Categories are defined in the 2017 Virginia Judicial Workload Assessment

**CPSS - GCMS CASELOAD STATISTICS OF THE GENERAL DISTRICT COURTS**  
 January 2024 thru May 2024 Dispositions (Compared to January 2023 thru May 2023)

**Dispositions by Major Case Category\*\***

Category	Summary	Change	% Change	Absolute Change
Felony	1,122	▼	-3.3%	-38
Garnishment	3,682	▼	-6.1%	-241
General Civil	4,954	▼	+23.3%	+937
Infraction/Civil Violation	5,091	▲	+29.5%	+1,160
Involuntary Civil Commitments	7	▲	+40.0%	+2
Landlord /Tenant	1,794	▲	-6.2%	-118
Misdemeanor	3,667	▼	+5.6%	+195
Other	1,617	▲	-3.9%	-65
Protective Orders	317	▼	-1.6%	-5
<b>GRAND TOTAL</b>	<b>22,251</b>	▲	8.9%	+1,827

\* Compared to same time period as previous year  
 6/13/2024 2:02:52PM

\*\* Case Type Categories are defined in the 2017 Virginia Judicial Workload Assessment  
 Source: SCV-SQL-Information

2024 Overall GRAND TOTAL		Distribution of Caseload			Change*		Percentage (%) of Caseload		
<b>55,317</b>	+5,019 10.0%	<b>Criminal</b>	6,456	12%	4.9% ▲	+303	<b>Criminal</b>	2023 12.2%	2024 11.7%
2024		<b>Traffic</b>	23,296	42%	15.2% ▲	+3,068	<b>Traffic</b>	40.2%	42.1%
2023		<b>Civil</b>	24,795	45%	7.3% ▲	+1,697	<b>Civil</b>	45.9%	44.8%
		<b>Civil Commitments</b>	770	1%	-6.0% ▼	-49	<b>Civil Commitments</b>	1.6%	1.4%
		<b>GRAND TOTAL</b>	<b>55,317</b>	100%	10.0% ▲	+5,019	<b>GRAND TOTAL</b>	100%	100%

**Dispositions by Division & Code**

Division	Case Type Description	Code	Summary	Change	% Change	Absolute Change
<b>Criminal</b>	Misdemeanor	M	3,803	▲	+0.7%	+27
	Felony	F	1,795	▼	-2.9%	-54
	Capias	CA	443	▲	+46.2%	+140
	Civil Violation	CV	308	▲	+154.5%	+187
	Show Cause	SC	107	▲	+2.9%	+3
	<b>Total</b>			<b>6,456</b>	▲	<b>4.9%</b>
<b>Traffic</b>	Infraction	I	16,317	▲	+17.8%	+2,470
	Misdemeanor	M	6,033	▲	+11.1%	+602
	Capias	CA	501	▲	+12.1%	+54
	Show Cause	SC	200	▲	+27.4%	+43
	Other	O	157	▼	-9.8%	-17
	Civil Violation	CV	85	▼	-49.1%	-82
	Restricted Operators License	RL	3	▼	-40.0%	-2
	<b>Total</b>			<b>23,296</b>	▲	<b>15.2%</b>
<b>Civil</b>	Garnishment	GA	9,104	▲	+9.1%	+761
	Warrant in Debt	WD	7,315	▲	+27.4%	+1,573
	Unlawful Detainer	UD	4,455	▼	-10.5%	-524
	Motion for Judgment	MJ	1,002	▲	+5.1%	+49
	Admin License	AL	499	▼	-2.2%	-11
	Abstract	AJ	486	▼	-1.0%	-5
	Other	OT	336	▲	-3.2%	-11
	Show Cause	SC	327	▼	-10.4%	-38
	Preliminary Protective Order	PP	279	↔	-	-
	Protective Order	PO	246	▼	-3.1%	-8
	Bond Forfeiture	BF	216	▼	-6.1%	-14
	Interrogatory	IN	201	▲	+8.1%	+15
	Detinue	DT	182	▼	-25.4%	-62
	Impoundment	IM	54	▼	-31.6%	-25
	Tenants Assertion	TA	32	▲	+10.3%	+3
	Overweight	OC	23	▲	+53.3%	+8
	Counter Claim	CC	21	▼	-34.4%	-11
	Capias	CA	7	▼	-12.5%	-1
	Petition-Restore Arms	PR	5	▼	-37.5%	-3
	Third Party Claim	TH	3	↔	-	-
	Cross Claim	CR	1	↔	-	-
Restricted Operators License	RL	1	▲	-	+1	
<b>Total</b>			<b>24,795</b>	▲	<b>7.3%</b>	<b>+1,697</b>
<b>Civil Commitments</b>	Mental Commitment	MC	458	▼	-5.4%	-26
	Temporary Detention Order	TD	214	▼	-13.0%	-32
	Other	OT	67	▲	+71.8%	+28
	Emergency Custody Order	EC	30	▼	-40.0%	-20
	Medical Emergency Temporary Detention Order	MT	1	▲	-	+1
<b>Total</b>			<b>770</b>	▼	<b>-6.0%</b>	<b>-49</b>
<b>GRAND TOTAL</b>			<b>55,317</b>	▲	10.0%	+5,019

\* Compared to same time period as previous year  
 6/13/2024 2:02:52PM

\*\* Case Type Categories are defined in the 2017 Virginia Judicial Workload Assessment  
 Source: SCV-SQL-Information

**Dispositions by Major Case Category\*\***

Category	Summary	Change	% Change	Absolute Change
Felony	1,795	▼	-2.9%	-54
Garnishment	9,305	▲	+9.1%	+776
General Civil	8,530	▲	+22.5%	+1,567
Infraction/Civil Violation	16,890	▲	+17.9%	+2,566
Involuntary Civil Commitments	67	▲	+71.8%	+28
Landlord /Tenant	4,487	▼	-10.4%	-521
Misdemeanor	9,840	▲	+6.8%	+628
Other	3,878	▲	+1.0%	+37
Protective Orders	525	▼	-1.5%	-8
<b>GRAND TOTAL</b>	<b>55,317</b>	▲	10.0%	+5,019

\* Compared to same time period as previous year  
 6/13/2024 2:02:52PM

\*\* Case Type Categories are defined in the 2017 Virginia Judicial Workload Assessment  
 Source: SCV-SQL-Information

**CPSS - GCMS CASELOAD STATISTICS OF THE GENERAL DISTRICT COURTS**  
 January 2024 thru May 2024 Dispositions (Compared to January 2023 thru May 2023)

2024 Overall GRAND TOTAL		Distribution of Caseload			Change*		Percentage (%) of Caseload		
<b>13,163</b>	+1,190 9.9%	<b>Criminal</b>	1,769	13%	-12.1% ▼	-243	<b>Criminal</b>	2023 16.8%	2024 13.4%
2024		<b>Traffic</b>	6,190	47%	31.5% ▲	+1,482	<b>Traffic</b>	39.3%	47.0%
2023		<b>Civil</b>	4,911	37%	-2.1% ▲	-104	<b>Civil</b>	41.9%	37.3%
		<b>Civil Commitments</b>	293	2%	23.1% ▲	+55	<b>Civil Commitments</b>	2.0%	2.2%
		<b>GRAND TOTAL</b>	<b>13,163</b>	100%	9.9% ▲	+1,190	<b>GRAND TOTAL</b>	100%	100%

**Dispositions by Division & Code**

Division	Case Type Description	Code	Summary	Change	% Change	Absolute Change
<b>Criminal</b>	Misdemeanor	M	972	▼	-8.0%	-85
	Felony	F	578	▼	-19.0%	-136
	Capias	CA	158	▼	-12.2%	-22
	Show Cause	SC	41	▲	+41.4%	+12
	Civil Violation	CV	20	▼	-37.5%	-12
	<b>Total</b>			<b>1,769</b>	▼	<b>-12.1%</b>
<b>Traffic</b>	Infraction	I	5,281	▲	+34.8%	+1,362
	Misdemeanor	M	688	▲	+11.3%	+70
	Capias	CA	120	▲	+84.6%	+55
	Show Cause	SC	93	▼	-3.1%	-3
	Restricted Operators License	RL	5	▼	-37.5%	-3
	Civil Violation	CV	2	▲	+100.0%	+1
	Felony	F	1	↔		-
	<b>Total</b>			<b>6,190</b>	▲	<b>31.5%</b>
<b>Civil</b>	Unlawful Detainer	UD	1,759	▼	-2.0%	-36
	Warrant in Debt	WD	1,537	▲	+33.1%	+382
	Garnishment	GA	1,001	▼	-25.0%	-333
	Other	OT	188	▲	+469.7%	+155
	Preliminary Protective Order	PP	120	▼	-21.1%	-32
	Protective Order	PO	91	▼	-5.2%	-5
	Show Cause	SC	51	▼	-7.3%	-4
	Abstract	AJ	45	▼	-42.3%	-33
	Detinue	DT	39	▲	+550.0%	+33
	Interrogatory	IN	33	▼	-2.9%	-1
	Motion for Judgment	MJ	17	▼	-92.9%	-222
	Counter Claim	CC	11	▲	+57.1%	+4
	Admin License	AL	6	▼	-60.0%	-9
	Tenants Assertion	TA	5	↔		-
	Bond Forfeiture	BF	3	↔		-
	Capias	CA	2	▼	-50.0%	-2
	Petition-Restore Arms	PR	2	▼	-33.3%	-1
	Third Party Claim	TH	1	▲	-	+1
	Impoundment	IM	0	▼	-100.0%	-1
	<b>Total</b>			<b>4,911</b>	▼	<b>-2.1%</b>
<b>Civil Commitments</b>	Emergency Custody Order	EC	166	▲	+5.1%	+8
	Mental Commitment	MC	110	▲	+54.9%	+39
	Other	OT	17	▲	+112.5%	+9
	Temporary Detention Order	TD	0	▼	-100.0%	-1
	<b>Total</b>			<b>293</b>	▲	<b>23.1%</b>
<b>GRAND TOTAL</b>			<b>13,163</b>	▲	9.9%	+1,190

**Dispositions by Major Case Category\*\***

Category	Summary	Change	% Change	Absolute Change
Felony	579	▼	-19.0%	-136
Garnishment	1,034	▼	-24.4%	-334
General Civil	1,599	▲	+13.7%	+193
Infraction/Civil Violation	5,303	▲	+34.2%	+1,351
Involuntary Civil Commitments	17	▲	+112.5%	+9

\* Compared to same time period as previous year  
 6/13/2024 2:02:52PM

\*\* Case Type Categories are defined in the 2017 Virginia Judicial Workload Assessment  
 Source: SCV-SQL-Information

**CPSS - GCMS CASELOAD STATISTICS OF THE GENERAL DISTRICT COURTS**  
 January 2024 thru May 2024 Dispositions (Compared to January 2023 thru May 2023)

Landlord /Tenant	1,764	▼	-2.0%	-36
Misdemeanor	1,665	▼	-1.1%	-18
Other	991	▲	+25.0%	+198
Protective Orders	211	▼	-14.9%	-37
<b>GRAND TOTAL</b>	<b>13,163</b>	▲	9.9%	+1,190

\* Compared to same time period as previous year  
 6/13/2024 2:02:52PM

\*\* Case Type Categories are defined in the 2017 Virginia Judicial Workload Assessment  
 Source: SCV-SQL-Information



**CPSS - GCMS CASELOAD STATISTICS OF THE GENERAL DISTRICT COURTS**  
 January 2024 thru May 2024 Dispositions (Compared to January 2023 thru May 2023)

2024 Overall GRAND TOTAL		Distribution of Caseload			Change*		Percentage (%) of Caseload		
<b>39,892</b>	+5,538 16.1%	<b>Criminal</b>	4,533	11%	10.1% ▲	+414	<b>Criminal</b>	2023 12.0%	2024 11.4%
2024		<b>Traffic</b>	18,649	47%	88.5% ▲	+8,756	<b>Traffic</b>	28.8%	46.7%
2023		<b>Civil</b>	16,386	41%	-18.2% ▼	-3,647	<b>Civil</b>	58.3%	41.1%
		<b>Civil Commitments</b>	324	1%	4.9% ▲	+15	<b>Civil Commitments</b>	0.9%	0.8%
		<b>GRAND TOTAL</b>	<b>39,892</b>	100%	16.1% ▲	+5,538	<b>GRAND TOTAL</b>	100%	100%

**Dispositions by Division & Code**

Division	Case Type Description	Code	Summary	Change	% Change	Absolute Change
<b>Criminal</b>	Misdemeanor	M	3,002	▲	+13.9%	+367
	Felony	F	1,253	▼	+7.3%	+85
	Show Cause	SC	118	▼	-28.5%	-47
	Capias	CA	107	▼	+4.9%	+5
	Civil Violation	CV	53	▲	+8.2%	+4
	<b>Total</b>			<b>4,533</b>	<b>▲</b>	<b>10.1%</b>
<b>Traffic</b>	Infraction	I	16,235	▲	+102.3%	+8,209
	Misdemeanor	M	2,193	▲	+38.3%	+607
	Other	O	83	▼	-49.1%	-80
	Show Cause	SC	57	▲	+5.6%	+3
	Felony	F	55	▲	+66.7%	+22
	Restricted Operators License	RL	18	▼	-18.2%	-4
	Capias	CA	8	▼	-11.1%	-1
	<b>Total</b>			<b>18,649</b>	<b>▲</b>	<b>88.5%</b>
<b>Civil</b>	Garnishment	GA	5,816	▼	-36.0%	-3,273
	Unlawful Detainer	UD	4,024	▼	-8.3%	-365
	Warrant in Debt	WD	4,016	▼	+4.6%	+178
	Other	OT	696	▼	-5.9%	-44
	Preliminary Protective Order	PP	425	▲	+13.3%	+50
	Protective Order	PO	368	▲	+34.8%	+95
	Abstract	AJ	280	▼	-39.3%	-181
	Show Cause	SC	206	▼	-51.0%	-214
	Detinue	DT	109	▲	+51.4%	+37
	Interrogatory	IN	104	▲	+73.3%	+44
	Bond Forfeiture	BF	98	▼	-21.0%	-26
	Admin License	AL	94	▲	+20.5%	+16
	Motion for Judgment	MJ	81	▲	+52.8%	+28
	Tenants Assertion	TA	35	↔		-
	Counter Claim	CC	19	▲	+18.8%	+3
	Impoundment	IM	11	▲	+266.7%	+8
	Third Party Claim	TH	4	▲	+300.0%	+3
	Capias	CA	0	▼	-100.0%	-3
	Overweight	OC	0	▼	-100.0%	-2
	Petition-Restore Arms	PR	0	▼	-100.0%	-1
<b>Total</b>			<b>16,386</b>	<b>▼</b>	<b>-18.2%</b>	<b>-3,647</b>
<b>Civil Commitments</b>	Emergency Custody Order	EC	131	▲	+57.8%	+48
	Mental Commitment	MC	118	▼	-18.6%	-27
	Temporary Detention Order	TD	38	▲	+171.4%	+24
	Other	OT	19	▼	-34.5%	-10
	Petition	PT	17	▼	-50.0%	-17
	Medical Emergency Custody Order	ME	1	▲	-	+1
	Medical Emergency Temporary Detention Order	MT	0	▼	-100.0%	-4
<b>Total</b>			<b>324</b>	<b>▲</b>	<b>4.9%</b>	<b>+15</b>
<b>GRAND TOTAL</b>			<b>39,892</b>	<b>▲</b>	<b>16.1%</b>	<b>+5,538</b>

\* Compared to same time period as previous year  
 6/13/2024 2:02:52PM

\*\* Case Type Categories are defined in the 2017 Virginia Judicial Workload Assessment  
 Source: SCV-SQL-Information

**CPSS - GCMS CASELOAD STATISTICS OF THE GENERAL DISTRICT COURTS**

January 2024 thru May 2024 Dispositions (Compared to January 2023 thru May 2023)

**Dispositions by Major Case Category\*\***

Category	Summary	Change	% Change	Absolute Change
Felony	1,308	▼	+8.9%	+107
Garnishment	5,920	▼	-35.3%	-3,229
General Civil	4,290	▼	+5.7%	+231
Infraction/Civil Violation	16,371	▼	+98.7%	+8,131
Involuntary Civil Commitments	36	▼	-42.9%	-27
Landlord /Tenant	4,059	▼	-8.3%	-365
Misdemeanor	5,213	▲	+22.9%	+970
Other	1,902	▲	-18.3%	-425
Protective Orders	793	▲	+22.4%	+145
<b>GRAND TOTAL</b>	<b>39,892</b>	▲	16.1%	+5,538

\* Compared to same time period as previous year  
6/13/2024 2:02:52PM

\*\* Case Type Categories are defined in the 2017 Virginia Judicial Workload Assessment  
Source: SCV-SQL-Information

2024 Overall GRAND TOTAL		Distribution of Caseload			Change*		Percentage (%) of Caseload		
<b>1,764</b>	+418 31.1%	<b>Criminal</b>	317	18%	7.1% ▲	+21	<b>Criminal</b>	2023 22.0%	2024 18.0%
2024	↑	<b>Traffic</b>	1,066	60%	71.7% ▲	+445	<b>Traffic</b>	46.1%	60.4%
2023		<b>Civil</b>	356	20%	-13.0% ▼	-53	<b>Civil</b>	30.4%	20.2%
		<b>Civil Commitments</b>	25	1%	25.0% ▲	+5	<b>Civil Commitments</b>	1.5%	1.4%
		<b>GRAND TOTAL</b>	<b>1,764</b>	100%	31.1% ▲	+418	<b>GRAND TOTAL</b>	100%	100%

Dispositions by Division & Code

Division	Case Type Description	Code	Summary	Change	% Change	Absolute Change
<b>Criminal</b>	Misdemeanor	M	169	▼	-1.7%	-3
	Capias	CA	72	▲	+63.6%	+28
	Felony	F	60	▲	+7.1%	+4
	Show Cause	SC	14	▼	-26.3%	-5
	Civil Violation	CV	2	▼	-60.0%	-3
	<b>Total</b>			<b>317</b>	▲	<b>7.1%</b>
<b>Traffic</b>	Infraction	I	841	▲	+91.6%	+402
	Misdemeanor	M	213	▲	+17.7%	+32
	Capias	CA	8	▲	+700.0%	+7
	Civil Violation	CV	4	▲	-	+4
	<b>Total</b>			<b>1,066</b>	▲	<b>71.7%</b>
<b>Civil</b>	Unlawful Detainer	UD	106	▲	+23.3%	+20
	Garnishment	GA	100	▼	-24.2%	-32
	Warrant in Debt	WD	66	▼	-7.0%	-5
	Other	OT	32	▼	-38.5%	-20
	Detinue	DT	24	▼	-17.2%	-5
	Preliminary Protective Order	PP	7	▼	-53.3%	-8
	Admin License	AL	6	▲	+20.0%	+1
	Motion for Judgment	MJ	6	▲	-	+6
	Protective Order	PO	3	▼	-57.1%	-4
	Abstract	AJ	2	▼	-33.3%	-1
	Bond Forfeiture	BF	2	↔	-	-
	Show Cause	SC	2	▼	-60.0%	-3
	Interrogatory	IN	0	▼	-100.0%	-2
<b>Total</b>			<b>356</b>	▼	<b>-13.0%</b>	<b>-53</b>
<b>Civil Commitments</b>	Temporary Detention Order	TD	13	▲	+116.7%	+7
	Emergency Custody Order	EC	12	▲	+33.3%	+3
	Mental Commitment	MC	0	▼	-100.0%	-5
<b>Total</b>			<b>25</b>	▲	<b>25.0%</b>	<b>+5</b>
<b>GRAND TOTAL</b>			<b>1,764</b>	▲	31.1%	+418

Dispositions by Major Case Category\*\*

Category	Summary	Change	% Change	Absolute Change
Felony	60	▲	+7.1%	+4
Garnishment	100	▼	-25.4%	-34
General Civil	96	▲	-4.0%	-4
Infraction/Civil Violation	847	▲	+90.8%	+403
Landlord /Tenant	106	▲	+23.3%	+20
Misdemeanor	382	▲	+8.2%	+29
Other	163	▲	+7.9%	+12
Protective Orders	10	▼	-54.5%	-12
<b>GRAND TOTAL</b>	<b>1,764</b>	▲	31.1%	+418

\* Compared to same time period as previous year  
 6/13/2024 2:02:52PM

\*\* Case Type Categories are defined in the 2017 Virginia Judicial Workload Assessment  
 Source: SCV-SQL-Information

2024 Overall GRAND TOTAL		Distribution of Caseload			Change*		Percentage (%) of Caseload		
<b>4,462</b>	+471 11.8%	<b>Criminal</b>	447	10%	32.2% ▲	+109	<b>Criminal</b>	2023 8.5%	2024 10.0%
2024	↑	<b>Traffic</b>	3,152	71%	13.6% ▲	+378	<b>Traffic</b>	69.5%	70.6%
2023		<b>Civil</b>	828	19%	-4.2% ▼	-36	<b>Civil</b>	21.6%	18.6%
		<b>Civil Commitments</b>	35	1%	133.3% ▲	+20	<b>Civil Commitments</b>	0.4%	0.8%
		<b>GRAND TOTAL</b>	<b>4,462</b>	100%	11.8% ▲	+471	<b>GRAND TOTAL</b>	100%	100%

**Dispositions by Division & Code**

Division	Case Type Description	Code	Summary	Change	% Change	Absolute Change
<b>Criminal</b>	Misdemeanor	M	256	▲	+19.6%	+42
	Felony	F	140	▲	+75.0%	+60
	Capias	CA	28	▲	+86.7%	+13
	Show Cause	SC	16	↔		-
	Civil Violation	CV	7	▼	-46.2%	-6
	<b>Total</b>			<b>447</b>	<b>▲</b>	<b>32.2%</b>
<b>Traffic</b>	Infraction	I	2,283	▲	+8.9%	+186
	Misdemeanor	M	726	▲	+30.8%	+171
	Capias	CA	115	▲	+15.0%	+15
	Show Cause	SC	20	▲	+17.6%	+3
	Felony	F	8	▲	+700.0%	+7
	Civil Violation	CV	0	▼	-100.0%	-4
	<b>Total</b>			<b>3,152</b>	<b>▲</b>	<b>13.6%</b>
<b>Civil</b>	Warrant in Debt	WD	282	▲	+13.7%	+34
	Unlawful Detainer	UD	253	▼	-10.9%	-31
	Garnishment	GA	191	▼	-23.0%	-57
	Admin License	AL	22	▼	-8.3%	-2
	Other	OT	19	▲	+26.7%	+4
	Preliminary Protective Order	PP	15	▲	+650.0%	+13
	Protective Order	PO	11	▲	+83.3%	+5
	Impoundment	IM	7	↔		-
	Detinue	DT	6	▲	+20.0%	+1
	Show Cause	SC	6	▲	+50.0%	+2
	Abstract	AJ	5	▼	-44.4%	-4
	Motion for Judgment	MJ	5	▲	+400.0%	+4
	Interrogatory	IN	4	▼	-50.0%	-4
	Interrogatory-Not	IC	1	▲		+1
	Overweight	OC	1	↔		-
	Capias	CA	0	▼	-100.0%	-1
	Tenants Assertion	TA	0	▼	-100.0%	-1
<b>Total</b>			<b>828</b>	<b>▼</b>	<b>-4.2%</b>	<b>-36</b>
<b>Civil Commitments</b>	Temporary Detention Order	TD	27	▲	+125.0%	+15
	Emergency Custody Order	EC	8	▲	+166.7%	+5
	<b>Total</b>			<b>35</b>	<b>▲</b>	<b>133.3%</b>
<b>GRAND TOTAL</b>			<b>4,462</b>	<b>▲</b>	<b>11.8%</b>	<b>+471</b>

**Dispositions by Major Case Category\*\***

Category	Summary	Change	% Change	Absolute Change
Felony	148	▲	+82.7%	+67
Garnishment	195	▼	-23.8%	-61
General Civil	296	▲	+15.2%	+39
Infraction/Civil Violation	2,291	▼	+8.3%	+176
Landlord /Tenant	253	▼	-11.2%	-32
Misdemeanor	982	▲	+27.7%	+213
Other	271	▲	+23.2%	+51
Protective Orders	26	▲	+225.0%	+18
<b>GRAND TOTAL</b>	<b>4,462</b>	<b>▲</b>	<b>11.8%</b>	<b>+471</b>

\* Compared to same time period as previous year  
 6/13/2024 2:02:52PM

\*\* Case Type Categories are defined in the 2017 Virginia Judicial Workload Assessment  
 Source: SCV-SQL-Information



2024 Overall GRAND TOTAL		Distribution of Caseload			Change*		Percentage (%) of Caseload			
<b>4,651</b>	-666 -12.5%	<b>Criminal</b>	187	4%	-35.3%	▼	-102	<b>Criminal</b>	2023 5.4%	2024 4.0%
2024		<b>Traffic</b>	4,037	87%	-12.5%	▼	-579	<b>Traffic</b>	86.8%	86.8%
2023		<b>Civil</b>	418	9%	6.1%	▲	+24	<b>Civil</b>	7.4%	9.0%
		<b>Civil Commitments</b>	9	0%	-50.0%	▼	-9	<b>Civil Commitments</b>	0.3%	0.2%
		<b>GRAND TOTAL</b>	<b>4,651</b>	100%	-12.5%	▼	-666	<b>GRAND TOTAL</b>	100%	100%

**Dispositions by Division & Code**

Division	Case Type Description	Code	Summary	Change	% Change	Absolute Change
<b>Criminal</b>	Misdemeanor	M	123	▼	-25.9%	-43
	Felony	F	42	▼	-49.4%	-41
	Capias	CA	8	▼	-63.6%	-14
	Show Cause	SC	8	▼	-27.3%	-3
	Civil Violation	CV	6	▼	-14.3%	-1
	<b>Total</b>			<b>187</b>	▼	<b>-35.3%</b>
<b>Traffic</b>	Infraction	I	3,358	▼	-14.1%	-551
	Misdemeanor	M	551	▼	-4.2%	-24
	Capias	CA	109	▲	+13.5%	+13
	Show Cause	SC	16	▼	-36.0%	-9
	Felony	F	3	▲	+50.0%	+1
	Civil Violation	CV	0	▼	-100.0%	-7
	Restricted Operators License	RL	0	▼	-100.0%	-2
	<b>Total</b>			<b>4,037</b>	▼	<b>-12.5%</b>
<b>Civil</b>	Warrant in Debt	WD	161	▲	+40.0%	+46
	Garnishment	GA	129	▲	+3.2%	+4
	Unlawful Detainer	UD	75	▲	+19.0%	+12
	Other	OT	22	▼	-33.3%	-11
	Admin License	AL	8	▲	+100.0%	+4
	Protective Order	PO	7	▼	-53.3%	-8
	Preliminary Protective Order	PP	5	▼	-72.2%	-13
	Detinue	DT	2	▼	-60.0%	-3
	Interrogatory	IN	2	▼	-50.0%	-2
	Overweight	OC	2	▲	-	+2
	Show Cause	SC	2	▲	+100.0%	+1
	Bond Forfeiture	BF	1	▼	-50.0%	-1
	Motion for Judgment	MJ	1	▼	-50.0%	-1
	Petition-Restore Arms	PR	1	▲	-	+1
	Abstract	AJ	0	▼	-100.0%	-5
	Impoundment	IM	0	▼	-100.0%	-2
<b>Total</b>			<b>418</b>	▲	<b>6.1%</b>	<b>+24</b>
<b>Civil Commitments</b>	Temporary Detention Order	TD	7	▼	-30.0%	-3
	Emergency Custody Order	EC	2	▼	-75.0%	-6
	<b>Total</b>			<b>9</b>	▼	<b>-50.0%</b>
<b>GRAND TOTAL</b>			<b>4,651</b>	▼	-12.5%	-666

**Dispositions by Major Case Category\*\***




Category	Summary	Change	% Change	Absolute Change
Felony	45	▲	-47.1%	-40
Garnishment	131	▼	+1.6%	+2
General Civil	165	▲	+34.1%	+42
Infraction/Civil Violation	3,366	▲	-14.2%	-557
Landlord /Tenant	75	▲	+19.0%	+12
Misdemeanor	674	▼	-9.3%	-69
Other	183	▼	-16.1%	-35
Protective Orders	12	▼	-63.6%	-21
<b>GRAND TOTAL</b>	<b>4,651</b>	▼	-12.5%	-666

\* Compared to same time period as previous year

\*\* Case Type Categories are defined in the 2017 Virginia Judicial Workload Assessment



**CPSS - GCMS CASELOAD STATISTICS OF THE GENERAL DISTRICT COURTS**  
 January 2024 thru May 2024 Dispositions (Compared to January 2023 thru May 2023)

2024 Overall GRAND TOTAL		Distribution of Caseload			Change*		Percentage (%) of Caseload		
<b>8,704</b>	-327 -3.6%	<b>Criminal</b>	1,517	17%	-8.2% ▼	-136	<b>Criminal</b>	2023 18.3%	2024 17.4%
2024 		<b>Traffic</b>	2,954	34%	-14.1% ▼	-486	<b>Traffic</b>	38.1%	33.9%
2023 		<b>Civil</b>	4,002	46%	7.7% ▲	+287	<b>Civil</b>	41.1%	46.0%
		<b>Civil Commitments</b>	231	3%	3.6% ▲	+8	<b>Civil Commitments</b>	2.5%	2.7%
		<b>GRAND TOTAL</b>	<b>8,704</b>	100%	-3.6% ▼	-327	<b>GRAND TOTAL</b>	100%	100%

**Dispositions by Division & Code**

Division	Case Type Description	Code	Summary	Change	% Change	Absolute Change
<b>Criminal</b>	Misdemeanor	M	929	▼	-6.8%	-68
	Felony	F	422	▼	-10.0%	-47
	Capias	CA	98	▼	-9.3%	-10
	Show Cause	SC	43	▼	-18.9%	-10
	Civil Violation	CV	25	▼	-3.8%	-1
	<b>Total</b>			<b>1,517</b>	▼	<b>-8.2%</b>
<b>Traffic</b>	Infraction	I	1,492	▼	-33.7%	-758
	Misdemeanor	M	773	▼	-21.3%	-209
	Civil Violation	CV	541	▲	+3,506.7%	+526
	Capias	CA	113	▼	-18.1%	-25
	Show Cause	SC	31	▼	-40.4%	-21
	Felony	F	4	▲	+33.3%	+1
<b>Total</b>			<b>2,954</b>	▼	<b>-14.1%</b>	<b>-486</b>
<b>Civil</b>	Warrant in Debt	WD	1,501	▲	+14.9%	+195
	Garnishment	GA	1,215	▲	+8.0%	+90
	Unlawful Detainer	UD	710	▲	+18.7%	+112
	Other	OT	109	▼	-25.9%	-38
	Preliminary Protective Order	PP	65	▼	-12.2%	-9
	Zoning Violation	ZO	54	▼	-12.9%	-8
	Abstract	AJ	53	▼	-38.4%	-33
	Detinue	DT	53	▼	-50.9%	-55
	Admin License	AL	49	▲	+40.0%	+14
	Show Cause	SC	48	▼	-2.0%	-1
	Protective Order	PO	44	▼	-10.2%	-5
	Overweight	OC	36	▲	+111.8%	+19
	Motion for Judgment	MJ	23	▲	+475.0%	+19
	Motor Carrier	MC	19	▲	+11.8%	+2
	Interrogatory	IN	16	▼	-38.5%	-10
	Tenants Assertion	TA	6	▲	+500.0%	+5
	Counter Claim	CC	1	▼	-80.0%	-4
	Bond Forfeiture	BF	0	▼	-100.0%	-1
	Capias	CA	0	▼	-100.0%	-4
Petition-Restore Arms	PR	0	▼	-100.0%	-1	
<b>Total</b>			<b>4,002</b>	▲	<b>7.7%</b>	<b>+287</b>
<b>Civil Commitments</b>	Temporary Detention Order	TD	92	▼	-8.0%	-8
	Emergency Custody Order	EC	70	▲	+14.8%	+9
	Mental Commitment	MC	66	▲	+13.8%	+8
	Medical Emergency Temporary Detention Order	MT	3	▲	+50.0%	+1
	Medical Emergency Custody Order	ME	0	▼	-100.0%	-2
<b>Total</b>			<b>231</b>	▲	<b>3.6%</b>	<b>+8</b>
<b>GRAND TOTAL</b>			<b>8,704</b>	▼	<b>-3.6%</b>	<b>-327</b>

**Dispositions by Major Case Category\*\***

Category	Summary	Change	% Change	Absolute Change
Felony	426	▲	-9.7%	-46
Garnishment	1,231	▼	+7.0%	+80
General Civil	1,581	▲	+9.6%	+139
Infraction/Civil Violation	2,113	▲	-9.1%	-212

\* Compared to same time period as previous year  
 6/13/2024 2:02:52PM

\*\* Case Type Categories are defined in the 2017 Virginia Judicial Workload Assessment  
 Source: SCV-SQL-Information



**CPSS - GCMS CASELOAD STATISTICS OF THE GENERAL DISTRICT COURTS**  
 January 2024 thru May 2024 Dispositions (Compared to January 2023 thru May 2023)

Landlord /Tenant	716	▲	+19.5%	+117
Misdemeanor	1,756	▼	-14.0%	-285
Other	772	▼	-12.1%	-106
Protective Orders	109	▼	-11.4%	-14
<b>GRAND TOTAL</b>	<b>8,704</b>	▼	-3.6%	-327

\* Compared to same time period as previous year  
 6/13/2024 2:02:52PM

\*\* Case Type Categories are defined in the 2017 Virginia Judicial Workload Assessment  
 Source: SCV-SQL-Information

2024 Overall GRAND TOTAL		Distribution of Caseload			Change*		Percentage (%) of Caseload		
<b>11,949</b>	+1,892 18.8%	<b>Criminal</b>	229	2%	23.1% ▲	+43	<b>Criminal</b>	2023 1.8%	2024 1.9%
2024		<b>Traffic</b>	11,325	95%	18.7% ▲	+1,785	<b>Traffic</b>	94.9%	94.8%
2023		<b>Civil</b>	375	3%	17.9% ▲	+57	<b>Civil</b>	3.2%	3.1%
		<b>Civil Commitments</b>	20	0%	53.8% ▲	+7	<b>Civil Commitments</b>	0.1%	0.2%
		<b>GRAND TOTAL</b>	<b>11,949</b>	100%	18.8% ▲	+1,892	<b>GRAND TOTAL</b>	100%	100%

**Dispositions by Division & Code**

Division	Case Type Description	Code	Summary	Change	% Change	Absolute Change
<b>Criminal</b>	Misdemeanor	M	163	▲	+27.3%	+35
	Felony	F	44	▲	+22.2%	+8
	Show Cause	SC	10	▲	+25.0%	+2
	Capias	CA	8	▼	-11.1%	-1
	Civil Violation	CV	4	▼	-20.0%	-1
	<b>Total</b>			<b>229</b>	<b>▲</b>	<b>23.1%</b>
<b>Traffic</b>	Infraction	I	9,008	▲	+20.3%	+1,523
	Misdemeanor	M	2,295	▲	+12.3%	+251
	Felony	F	12	▲	-	+12
	Capias	CA	5	▼	-44.4%	-4
	Restricted Operators License	RL	3	▲	-	+3
	Civil Violation	CV	2	▲	-	+2
	Show Cause	SC	0	▼	-100.0%	-2
	<b>Total</b>			<b>11,325</b>	<b>▲</b>	<b>18.7%</b>
<b>Civil</b>	Warrant in Debt	WD	134	▲	+15.5%	+18
	Garnishment	GA	125	▲	+3.3%	+4
	Unlawful Detainer	UD	72	▲	+125.0%	+40
	Admin License	AL	9	▲	+80.0%	+4
	Other	OT	8	▼	-20.0%	-2
	Overweight	OC	8	▼	-11.1%	-1
	Preliminary Protective Order	PP	5	▲	+25.0%	+1
	Motor Carrier	MC	4	▲	+100.0%	+2
	Impoundment	IM	3	▲	+200.0%	+2
	Motion for Judgment	MJ	2	↔	-	-
	Bond Forfeiture	BF	1	▼	-90.0%	-9
	Detinue	DT	1	▼	-50.0%	-1
	Protective Order	PO	1	▼	-50.0%	-1
	Show Cause	SC	1	▲	-	+1
	Tenants Assertion	TA	1	↔	-	-
Abstract	AJ	0	▼	-100.0%	-1	
<b>Total</b>			<b>375</b>	<b>▲</b>	<b>17.9%</b>	<b>+57</b>
<b>Civil Commitments</b>	Temporary Detention Order	TD	13	▲	+30.0%	+3
	Emergency Custody Order	EC	6	▲	+200.0%	+4
	Mental Commitment	MC	1	↔	-	-
<b>Total</b>			<b>20</b>	<b>▲</b>	<b>53.8%</b>	<b>+7</b>
<b>GRAND TOTAL</b>			<b>11,949</b>	<b>▲</b>	<b>18.8%</b>	<b>+1,892</b>

**Dispositions by Major Case Category\*\***

Category	Summary	Change	% Change	Absolute Change
Felony	56	▲	+55.6%	+20
Garnishment	125	▲	+3.3%	+4
General Civil	139	▼	+13.9%	+17
Infraction/Civil Violation	9,026	▲	+20.3%	+1,525
Landlord /Tenant	73	▲	+121.2%	+40
Misdemeanor	2,461	▲	+13.3%	+289
Other	63	▲	-4.5%	-3
Protective Orders	6	▼	-	0

\* Compared to same time period as previous year  
 6/13/2024 2:02:52PM

\*\* Case Type Categories are defined in the 2017 Virginia Judicial Workload Assessment  
 Source: SCV-SQL-Information

**CPSS - GCMS CASELOAD STATISTICS OF THE GENERAL DISTRICT COURTS**  
January 2024 thru May 2024 Dispositions (Compared to January 2023 thru May 2023)

---

<i><b>GRAND TOTAL</b></i>	<b>11,949</b>	▲	18.8%	+1,892
---------------------------	---------------	---	-------	--------

---

\* Compared to same time period as previous year  
6/13/2024 2:02:52PM

\*\* Case Type Categories are defined in the 2017 Virginia Judicial Workload Assessment  
Source: SCV-SQL-Information

**CPSS - GCMS CASELOAD STATISTICS OF THE GENERAL DISTRICT COURTS**  
 January 2024 thru May 2024 Dispositions (Compared to January 2023 thru May 2023)

2024 Overall GRAND TOTAL		Distribution of Caseload			Change*		Percentage (%) of Caseload		
<b>3,414</b>	-223 -6.1%	<b>Criminal</b>	258	8%	44.9% ▲	+80	<b>Criminal</b>	2023 4.9%	2024 7.6%
2024		<b>Traffic</b>	2,518	74%	-15.1% ▼	-449	<b>Traffic</b>	81.6%	73.8%
2023		<b>Civil</b>	630	18%	30.7% ▲	+148	<b>Civil</b>	13.3%	18.5%
		<b>Civil Commitments</b>	8	0%	-20.0% ▼	-2	<b>Civil Commitments</b>	0.3%	0.2%
		<b>GRAND TOTAL</b>	<b>3,414</b>	100%	-6.1% ▼	-223	<b>GRAND TOTAL</b>	100%	100%

**Dispositions by Division & Code**

Division	Case Type Description	Code	Summary	Change	% Change	Absolute Change
<b>Criminal</b>	Misdemeanor	M	134	▲	+38.1%	+37
	Felony	F	50	▲	+11.1%	+5
	Capias	CA	43	▲	+65.4%	+17
	Show Cause	SC	26	▲	+271.4%	+19
	Civil Violation	CV	5	▲	+66.7%	+2
	<b>Total</b>			<b>258</b>	▲	<b>44.9%</b>
<b>Traffic</b>	Infraction	I	2,043	▼	-17.2%	-425
	Misdemeanor	M	463	▼	-5.5%	-27
	Capias	CA	10	▲	+66.7%	+4
	Felony	F	1	↔		-
	Show Cause	SC	1	▼	-50.0%	-1
	<b>Total</b>			<b>2,518</b>	▼	<b>-15.1%</b>
<b>Civil</b>	Interrogatory	IN	208	▲	+14.3%	+26
	Warrant in Debt	WD	175	▲	+42.3%	+52
	Garnishment	GA	109	▲	+41.6%	+32
	Detinue	DT	84	▲	+86.7%	+39
	Unlawful Detainer	UD	30	▼	-18.9%	-7
	Other	OT	7	▲		-
	Preliminary Protective Order	PP	7	▲	+250.0%	+5
	Bond Forfeiture	BF	3	▲	-	+3
	Protective Order	PO	2	▲	-	+2
	Show Cause	SC	2	▼	-66.7%	-4
	Admin License	AL	1	▼	-50.0%	-1
	Motion for Judgment	MJ	1	▲	-	+1
	Tenants Assertion	TA	1	▲	-	+1
	Impoundment	IM	0	▼	-100.0%	-1
<b>Total</b>			<b>630</b>	▲	<b>30.7%</b>	<b>+148</b>
<b>Civil Commitments</b>	Temporary Detention Order	TD	5	▼	-28.6%	-2
	Emergency Custody Order	EC	3	▲	+50.0%	+1
	Mental Commitment	MC	0	▼	-100.0%	-1
	<b>Total</b>			<b>8</b>	▼	<b>-20.0%</b>
<b>GRAND TOTAL</b>			<b>3,414</b>	▼	<b>-6.1%</b>	<b>-223</b>

**Dispositions by Major Case Category\*\***

Category	Summary	Change	% Change	Absolute Change
Felony	51	▲	+10.9%	+5
Garnishment	317	▲	+22.4%	+58
General Civil	263	▲	+56.5%	+95
Infraction/Civil Violation	2,048	▲	-17.1%	-423
Landlord /Tenant	31	▲	-16.2%	-6
Misdemeanor	597	▲	+1.7%	+10
Other	98	▲	+46.3%	+31
Protective Orders	9	▲	+350.0%	+7
<b>GRAND TOTAL</b>	<b>3,414</b>	▼	<b>-6.1%</b>	<b>-223</b>

2024 Overall GRAND TOTAL		Distribution of Caseload			Change*		Percentage (%) of Caseload		
<b>7,054</b>	+602 9.3%	<b>Criminal</b>	157	2%	1.3% ▲	+2	<b>Criminal</b>	2023 2.4%	2024 2.2%
2024		<b>Traffic</b>	6,364	90%	10.7% ▲	+613	<b>Traffic</b>	89.1%	90.2%
2023		<b>Civil</b>	490	7%	-5.8% ▼	-30	<b>Civil</b>	8.1%	6.9%
		<b>Civil Commitments</b>	43	1%	65.4% ▲	+17	<b>Civil Commitments</b>	0.4%	0.6%
		<b>GRAND TOTAL</b>	<b>7,054</b>	100%	9.3% ▲	+602	<b>GRAND TOTAL</b>	100%	100%

**Dispositions by Division & Code**

Division	Case Type Description	Code	Summary	Change	% Change	Absolute Change
<b>Criminal</b>	Misdemeanor	M	66	▲	+11.9%	+7
	Felony	F	58	▼	-3.3%	-2
	Capias	CA	16	▼	-30.4%	-7
	Show Cause	SC	11	↔		-
	Civil Violation	CV	6	▲	+200.0%	+4
	<b>Total</b>			<b>157</b>	▲	<b>1.3%</b>
<b>Traffic</b>	Infraction	I	4,181	▲	+15.2%	+553
	Misdemeanor	M	2,146	▲	+1.9%	+39
	Capias	CA	29	▲	+123.1%	+16
	Felony	F	5	▲	+66.7%	+2
	Show Cause	SC	3	▲	-	+3
	<b>Total</b>			<b>6,364</b>	▲	<b>10.7%</b>
<b>Civil</b>	Interrogatory	IN	259	▼	-3.7%	-10
	Warrant in Debt	WD	110	▲	+14.6%	+14
	Garnishment	GA	68	▼	-19.0%	-16
	Unlawful Detainer	UD	31	▼	-26.2%	-11
	Preliminary Protective Order	PP	6	↔		-
	Show Cause	SC	6	▼	-14.3%	-1
	Other	OT	4	▼	-63.6%	-7
	Detinue	DT	2	▲	+100.0%	+1
	Protective Order	PO	2	▲	+100.0%	+1
	Admin License	AL	1	↔		-
	Bond Forfeiture	BF	1	↔		-
	Overweight	OC	0	▼	-100.0%	-1
	<b>Total</b>			<b>490</b>	▼	<b>-5.8%</b>
<b>Civil Commitments</b>	Mental Commitment	MC	15	▲	+36.4%	+4
	Temporary Detention Order	TD	15	▲	+66.7%	+6
	Emergency Custody Order	EC	13	▲	+116.7%	+7
	<b>Total</b>			<b>43</b>	▲	<b>65.4%</b>
<b>GRAND TOTAL</b>			<b>7,054</b>	▲	9.3%	+602

**Dispositions by Major Case Category\*\***

Category	Summary	Change	% Change	Absolute Change
Felony	63	▲		0
Garnishment	327	▼	-7.4%	-26
General Civil	112	▲	+15.5%	+15
Infraction/Civil Violation	4,187	▲	+15.3%	+556
Landlord /Tenant	31	▼	-26.2%	-11
Misdemeanor	2,212	▲	+2.1%	+46
Other	114	▲	+22.6%	+21
Protective Orders	8	▲	+14.3%	+1
<b>GRAND TOTAL</b>	<b>7,054</b>	▲	9.3%	+602

\* Compared to same time period as previous year  
 6/13/2024 2:02:52PM

\*\* Case Type Categories are defined in the 2017 Virginia Judicial Workload Assessment  
 Source: SCV-SQL-Information

**CPSS - GCMS CASELOAD STATISTICS OF THE GENERAL DISTRICT COURTS**  
 January 2024 thru May 2024 Dispositions (Compared to January 2023 thru May 2023)

2024 Overall GRAND TOTAL		Distribution of Caseload			Change*		Percentage (%) of Caseload		
<p>2024 <b>6,983</b> 2023</p>	<p>+914 15.1%</p>	<b>Criminal</b>	556	8%	3.3% ▲	+18	<b>Criminal</b>	2023: 8.9%	2024: 8.0%
		<b>Traffic</b>	4,628	66%	13.6% ▲	+553	<b>Traffic</b>	67.1%	66.3%
		<b>Civil</b>	1,535	22%	23.6% ▲	+293	<b>Civil</b>	20.5%	22.0%
		<b>Civil Commitments</b>	264	4%	23.4% ▲	+50	<b>Civil Commitments</b>	3.5%	3.8%
		<b>GRAND TOTAL</b>	<b>6,983</b>	100%	15.1% ▲	+914	<b>GRAND TOTAL</b>	100%	100%

**Dispositions by Division & Code**

Division	Case Type Description	Code	Summary	Change	% Change	Absolute Change
<b>Criminal</b>	Misdemeanor	M	279	▲	+13.9%	+34
	Felony	F	171	▼	-13.2%	-26
	Capias	CA	78	▲	+21.9%	+14
	Show Cause	SC	26	▲	+18.2%	+4
	Civil Violation	CV	2	▼	-80.0%	-8
	<b>Total</b>			<b>556</b>	<b>▲</b>	<b>3.3%</b>
<b>Traffic</b>	Infraction	I	3,634	▲	+22.2%	+660
	Misdemeanor	M	910	▼	-8.1%	-80
	Capias	CA	61	▼	-11.6%	-8
	Show Cause	SC	15	▼	-58.3%	-21
	Felony	F	8	▲	+60.0%	+3
	Civil Violation	CV	0	▼	-100.0%	-1
<b>Total</b>			<b>4,628</b>	<b>▲</b>	<b>13.6%</b>	<b>+553</b>
<b>Civil</b>	Warrant in Debt	WD	510	▲	+57.9%	+187
	Garnishment	GA	440	▼	-0.5%	-2
	Unlawful Detainer	UD	405	▲	+15.7%	+55
	Other	OT	39	▲	+160.0%	+24
	Preliminary Protective Order	PP	39	▲	+62.5%	+15
	Show Cause	SC	24	▲	+26.3%	+5
	Protective Order	PO	21	▲	+50.0%	+7
	Detinue	DT	16	▼	-20.0%	-4
	Abstract	AJ	11	▲	+57.1%	+4
	Motion for Judgment	MJ	8	▼	-20.0%	-2
	Admin License	AL	6	▼	-33.3%	-3
	Impoundment	IM	4	▲	-	+4
	Petition-Restore Arms	PR	4	▲	+100.0%	+2
	Tenants Assertion	TA	3	▲	+200.0%	+2
	Interrogatory	IN	2	↔	-	-
	Bond Forfeiture	BF	1	↔	-	-
	Capias	CA	1	▼	-50.0%	-1
	Counter Claim	CC	1	▲	-	+1
	Restricted Operators License	RL	0	▼	-100.0%	-1
<b>Total</b>			<b>1,535</b>	<b>▲</b>	<b>23.6%</b>	<b>+293</b>
<b>Civil Commitments</b>	Mental Commitment	MC	141	▲	+8.5%	+11
	Emergency Custody Order	EC	57	▲	+83.9%	+26
	Temporary Detention Order	TD	40	▲	+42.9%	+12
	Other	OT	25	▲	+13.6%	+3
	Medical Emergency Temporary Detention Order	MT	1	▼	-50.0%	-1
	Medical Emergency Custody Order	ME	0	▼	-100.0%	-1
<b>Total</b>			<b>264</b>	<b>▲</b>	<b>23.4%</b>	<b>+50</b>
<b>GRAND TOTAL</b>			<b>6,983</b>	<b>▲</b>	<b>15.1%</b>	<b>+914</b>

**Dispositions by Major Case Category\*\***

Category	Summary	Change	% Change	Absolute Change
Felony	179	▲	-11.4%	-23
Garnishment	442	▼	-0.5%	-2
General Civil	539	▲	+51.8%	+184
Infraction/Civil Violation	3,636	▼	+21.8%	+651

\* Compared to same time period as previous year  
 6/13/2024 2:02:52PM

\*\* Case Type Categories are defined in the 2017 Virginia Judicial Workload Assessment  
 Source: SCV-SQL-Information

**CPSS - GCMS CASELOAD STATISTICS OF THE GENERAL DISTRICT COURTS**  
 January 2024 thru May 2024 Dispositions (Compared to January 2023 thru May 2023)

Involuntary Civil Commitments	25	▲	+13.6%	+3
Landlord /Tenant	408	▲	+16.2%	+57
Misdemeanor	1,189	▼	-3.8%	-47
Other	505	▲	+15.8%	+69
Protective Orders	60	▲	+57.9%	+22
<b>GRAND TOTAL</b>	<b>6,983</b>	▲	15.1%	+914

\* Compared to same time period as previous year  
 6/13/2024 2:02:52PM

\*\* Case Type Categories are defined in the 2017 Virginia Judicial Workload Assessment  
 Source: SCV-SQL-Information

**CPSS - GCMS CASELOAD STATISTICS OF THE GENERAL DISTRICT COURTS**  
 January 2024 thru May 2024 Dispositions (Compared to January 2023 thru May 2023)

2024 Overall GRAND TOTAL		Distribution of Caseload			Change*		Percentage (%) of Caseload		
<b>6,690</b>	+2,136 46.9%	<b>Criminal</b>	597	9%	25.2% ▲	+120	<b>Criminal</b>	2023 10.5%	2024 8.9%
2024		<b>Traffic</b>	4,878	73%	63.1% ▲	+1,887	<b>Traffic</b>	65.7%	72.9%
2023		<b>Civil</b>	1,175	18%	8.2% ▲	+89	<b>Civil</b>	23.8%	17.6%
		<b>Civil Commitments</b>	40	1%	- ▲	+40	<b>Civil Commitments</b>	0.0%	0.6%
		<b>GRAND TOTAL</b>	<b>6,690</b>	100%	46.9% ▲	+2,136	<b>GRAND TOTAL</b>	100%	100%

**Dispositions by Division & Code**

Division	Case Type Description	Code	Summary	Change	% Change	Absolute Change
<b>Criminal</b>	Misdemeanor	M	298	▲	+50.5%	+100
	Felony	F	177	▼	-2.7%	-5
	Capias	CA	71	▲	+16.4%	+10
	Show Cause	SC	25	▼	-3.8%	-1
	Civil Violation	CV	23	▲	+130.0%	+13
	Restricted Operators License	RL	3	▲	-	+3
	<b>Total</b>			<b>597</b>	<b>▲</b>	<b>25.2%</b>
<b>Traffic</b>	Infraction	I	3,984	▲	+73.3%	+1,685
	Misdemeanor	M	798	▲	+33.2%	+199
	Capias	CA	77	▲	+16.7%	+11
	Felony	F	8	▲	+60.0%	+3
	Show Cause	SC	7	▼	-68.2%	-15
	Restricted Operators License	RL	3	▲	-	+3
	Civil Violation	CV	1	▲	-	+1
<b>Total</b>			<b>4,878</b>	<b>▲</b>	<b>63.1%</b>	<b>+1,887</b>
<b>Civil</b>	Warrant in Debt	WD	458	▲	+13.9%	+56
	Garnishment	GA	382	▲	+20.1%	+64
	Unlawful Detainer	UD	216	▼	-19.1%	-51
	Other	OT	31	▲	+416.7%	+25
	Preliminary Protective Order	PP	22	▲	+15.8%	+3
	Protective Order	PO	22	▲	+100.0%	+11
	Motion for Judgment	MJ	8	▲	+100.0%	+4
	Show Cause	SC	8	▼	-50.0%	-8
	Abstract	AJ	5	▼	-37.5%	-3
	Admin License	AL	5	▼	-54.5%	-6
	Impoundment	IM	5	▼	-37.5%	-3
	Interrogatory	IN	5	▼	-16.7%	-1
	Motor Carrier	MC	2	▲	-	+2
	Overweight	OC	2	▲	+100.0%	+1
	Tenants Assertion	TA	2	▲	+100.0%	+1
	Detinue	DT	1	▼	-50.0%	-1
	Petition-Restore Arms	PR	1	↔	-	-
Emergency Substantial Risk Order	SR	0	▼	-100.0%	-1	
Restricted Operators License	RL	0	▼	-100.0%	-4	
<b>Total</b>			<b>1,175</b>	<b>▲</b>	<b>8.2%</b>	<b>+89</b>
<b>Civil Commitments</b>	Emergency Custody Order	EC	20	▲	-	+20
	Temporary Detention Order	TD	20	▲	-	+20
<b>Total</b>			<b>40</b>	<b>▲</b>	<b>-</b>	<b>+40</b>
<b>GRAND TOTAL</b>			<b>6,690</b>	<b>▲</b>	<b>46.9%</b>	<b>+2,136</b>

**Dispositions by Major Case Category\*\***

Category	Summary	Change	% Change	Absolute Change
Felony	185	▲	-1.1%	-2
Garnishment	387	▲	+19.4%	+63
General Civil	475	▲	+14.7%	+61
Infraction/Civil Violation	4,012	▲	+73.7%	+1,702
Landlord /Tenant	218	▲	-18.7%	-50
Misdemeanor	1,102	▲	+37.6%	+301

\* Compared to same time period as previous year  
 6/13/2024 2:02:52PM

\*\* Case Type Categories are defined in the 2017 Virginia Judicial Workload Assessment  
 Source: SCV-SQL-Information



**CPSS - GCMS CASELOAD STATISTICS OF THE GENERAL DISTRICT COURTS**  
 January 2024 thru May 2024 Dispositions (Compared to January 2023 thru May 2023)

New to Workload Study	0	▼	-100.0%	-1
Other	267	▲	+21.9%	+48
Protective Orders	44	▲	+46.7%	+14
<b>GRAND TOTAL</b>	<b>6,690</b>	▲	46.9%	+2,136

\* Compared to same time period as previous year  
 6/13/2024 2:02:52PM

\*\* Case Type Categories are defined in the 2017 Virginia Judicial Workload Assessment  
 Source: SCV-SQL-Information

2024 Overall GRAND TOTAL		Distribution of Caseload			Change*		Percentage (%) of Caseload		
<b>580</b>	+38 7.0%	<b>Criminal</b>	44	8%	-17.0% ▼	-9	<b>Criminal</b>	2023 9.8%	2024 7.6%
2024		<b>Traffic</b>	424	73%	10.4% ▲	+40	<b>Traffic</b>	70.8%	73.1%
2023		<b>Civil</b>	106	18%	2.9% ▲	+3	<b>Civil</b>	19.0%	18.3%
		<b>Civil Commitments</b>	6	1%	200.0% ▲	+4	<b>Civil Commitments</b>	0.4%	1.0%
		<b>GRAND TOTAL</b>	<b>580</b>	100%	7.0% ▲	+38	<b>GRAND TOTAL</b>	100%	100%

**Dispositions by Division & Code**

Division	Case Type Description	Code	Summary	Change	% Change	Absolute Change
<b>Criminal</b>	Misdemeanor	M	22	▼	-43.6%	-17
	Show Cause	SC	8	▲	+300.0%	+6
	Capias	CA	5	▲	-	+5
	Felony	F	5	▼	-44.4%	-4
	Civil Violation	CV	4	▲	+33.3%	+1
	<b>Total</b>			<b>44</b>	▼	<b>-17.0%</b>
<b>Traffic</b>	Infraction	I	359	▲	+12.5%	+40
	Misdemeanor	M	62	▲	+12.7%	+7
	Capias	CA	1	↔	-	-
	Felony	F	1	▲	-	+1
	Show Cause	SC	1	▼	-50.0%	-1
	Restricted Operators License	RL	0	▼	-100.0%	-7
	<b>Total</b>			<b>424</b>	▲	<b>10.4%</b>
<b>Civil</b>	Warrant in Debt	WD	61	▲	+32.6%	+15
	Garnishment	GA	28	▼	-17.6%	-6
	Unlawful Detainer	UD	12	▲	+100.0%	+6
	Other	OT	2	▼	-75.0%	-6
	Admin License	AL	1	▼	-50.0%	-1
	Detinue	DT	1	▲	-	+1
	Preliminary Protective Order	PP	1	↔	-	-
	Motion for Judgment	MJ	0	▼	-100.0%	-1
	Overweight	OC	0	▼	-100.0%	-1
	Protective Order	PO	0	▼	-100.0%	-2
	Show Cause	SC	0	▼	-100.0%	-1
	Tenants Assertion	TA	0	▼	-100.0%	-1
	<b>Total</b>			<b>106</b>	▲	<b>2.9%</b>
<b>Civil Commitments</b>	Temporary Detention Order	TD	4	▲	-	+4
	Emergency Custody Order	EC	2	↔	-	-
	<b>Total</b>		<b>6</b>	▲	<b>200.0%</b>	<b>+4</b>
<b>GRAND TOTAL</b>			<b>580</b>	▲	7.0%	+38

**Dispositions by Major Case Category\*\***

Category	Summary	Change	% Change	Absolute Change
Felony	6	▲	-33.3%	-3
Garnishment	28	▼	-17.6%	-6
General Civil	62	▲	+31.9%	+15
Infraction/Civil Violation	363	▼	+12.4%	+40
Landlord /Tenant	12	↔	+71.4%	+5
Misdemeanor	84	▼	-16.8%	-17
Other	24	▲	+33.3%	+6
Protective Orders	1	▼	-66.7%	-2
<b>GRAND TOTAL</b>	<b>580</b>	▲	7.0%	+38

\* Compared to same time period as previous year  
 6/13/2024 2:02:52PM

\*\* Case Type Categories are defined in the 2017 Virginia Judicial Workload Assessment  
 Source: SCV-SQL-Information

2024 Overall GRAND TOTAL		Distribution of Caseload			Change*		Percentage (%) of Caseload		
<b>6,736</b>	+701 11.6%	<b>Criminal</b>	160	2%	-27.9% ▼	-62	<b>Criminal</b>	2023 3.7%	2024 2.4%
2024	↑	<b>Traffic</b>	6,320	94%	13.8% ▲	+767	<b>Traffic</b>	92.0%	93.8%
2023		<b>Civil</b>	246	4%	-2.0% ▼	-5	<b>Civil</b>	4.2%	3.7%
		<b>Civil Commitments</b>	10	0%	11.1% ▲	+1	<b>Civil Commitments</b>	0.1%	0.1%
		<b>GRAND TOTAL</b>	<b>6,736</b>	100%	11.6% ▲	+701	<b>GRAND TOTAL</b>	100%	100%

**Dispositions by Division & Code**




Division	Case Type Description	Code	Summary	Change	% Change	Absolute Change
<b>Criminal</b>	Misdemeanor	M	97	▼	-14.2%	-16
	Felony	F	38	▼	-54.8%	-46
	Civil Violation	CV	15	▲	+150.0%	+9
	Capias	CA	7	▼	-36.4%	-4
	Show Cause	SC	3	▼	-62.5%	-5
	<b>Total</b>			<b>160</b>	▼	<b>-27.9%</b>
<b>Traffic</b>	Infraction	I	5,009	▲	+27.7%	+1,086
	Misdemeanor	M	1,237	▼	-20.8%	-325
	Capias	CA	33	▼	-2.9%	-1
	Civil Violation	CV	27	▲	+440.0%	+22
	Show Cause	SC	12	▼	-50.0%	-12
	Felony	F	2	▼	-60.0%	-3
	<b>Total</b>			<b>6,320</b>	▲	<b>13.8%</b>
<b>Civil</b>	Warrant in Debt	WD	117	▲	+56.0%	+42
	Garnishment	GA	89	▼	-27.0%	-33
	Unlawful Detainer	UD	21	▼	-32.3%	-10
	Other	OT	4	↔		-
	Admin License	AL	3	▼	-40.0%	-2
	Impoundment	IM	3	↔		-
	Preliminary Protective Order	PP	2	▲	+100.0%	+1
	Abstract	AJ	1	▲	-	+1
	Bond Forfeiture	BF	1	▼	-66.7%	-2
	Detinue	DT	1	↔		-
	Motion for Judgment	MJ	1	↔		-
	Overweight	OC	1	↔		-
	Protective Order	PO	1	▼	-75.0%	-3
	Tenants Assertion	TA	1	▲	-	+1
	<b>Total</b>			<b>246</b>	▼	<b>-2.0%</b>
<b>Civil Commitments</b>	Temporary Detention Order	TD	8	▲	+60.0%	+3
	Emergency Custody Order	EC	2	▼	-33.3%	-1
	Medical Emergency Custody Order	ME	0	▼	-100.0%	-1
	<b>Total</b>			<b>10</b>	▲	<b>11.1%</b>
<b>GRAND TOTAL</b>			<b>6,736</b>	▲	11.6%	+701

**Dispositions by Major Case Category\*\***

Category	Summary	Change	% Change	Absolute Change	
Felony	40	▼	-55.1%	-49	
Garnishment	89	▼	-27.0%	-33	
General Civil	119	▼	+50.6%	+40	
Infraction/Civil Violation	5,052	▲	+28.4%	+1,117	
Landlord /Tenant	22	▲	-29.0%	-9	
Misdemeanor	1,334	▼	-20.4%	-341	
Other	77	▲	-22.2%	-22	
Protective Orders	3	▲	-40.0%	-2	
<b>GRAND TOTAL</b>		<b>6,736</b>	▲	11.6%	+701

\* Compared to same time period as previous year  
 6/13/2024 2:02:52PM

\*\* Case Type Categories are defined in the 2017 Virginia Judicial Workload Assessment  
 Source: SCV-SQL-Information

2024 Overall GRAND TOTAL		Distribution of Caseload			Change*		Percentage (%) of Caseload			
<b>11,631</b>	-2,744 -19.1%	<b>Criminal</b>	0	0%	-100.0%	▼	-1	<b>Criminal</b>	2023 0.0%	2024 0.0%
2024 		<b>Civil</b>	11,320	97%	-18.5%	▼	-2,574	<b>Civil</b>	96.7%	97.3%
2023 		<b>Civil Commitments</b>	311	3%	-35.2%	▼	-169	<b>Civil Commitments</b>	3.3%	2.7%
<b>GRAND TOTAL</b>		<b>GRAND TOTAL</b>	<b>11,631</b>	100%	-19.1%	▼	-2,744	<b>GRAND TOTAL</b>	100%	100%

**Dispositions by Division & Code**

Division	Case Type Description	Code	Summary	Change	% Change	Absolute Change
<b>Criminal</b>	Show Cause	SC	0	▼	-100.0%	-1
	Total		<b>0</b>	▼	<b>-100.0%</b>	<b>-1</b>
<b>Civil</b>	Unlawful Detainer	UD	4,665	▲	+7.8%	+338
	Warrant in Debt	WD	2,916	▲	+19.7%	+480
	Garnishment	GA	2,580	▼	-53.5%	-2,968
	Other	OT	303	▼	-12.9%	-45
	Motion for Judgment	MJ	302	▼	-9.6%	-32
	Preliminary Protective Order	PP	199	▲	+17.1%	+29
	Protective Order	PO	122	▲	+10.9%	+12
	Interrogatory	IN	70	▼	-11.4%	-9
	Show Cause	SC	55	▼	-84.1%	-291
	Detinue	DT	44	▲	+4.8%	+2
	Abstract	AJ	40	▼	-70.1%	-94
	Tenants Assertion	TA	21	▲	+50.0%	+7
	Counter Claim	CC	2	▼	-66.7%	-4
	Third Party Claim	TH	1	▲	-	+1
Total		<b>11,320</b>	▼	<b>-18.5%</b>	<b>-2,574</b>	
<b>Civil Commitments</b>	Temporary Detention Order	TD	227	▼	-29.3%	-94
	Emergency Custody Order	EC	83	▼	-47.8%	-76
	Mental Commitment	MC	1	▲	-	+1
Total		<b>311</b>	▼	<b>-35.2%</b>	<b>-169</b>	
<b>GRAND TOTAL</b>			<b>11,631</b>	▼	-19.1%	-2,744

**Dispositions by Major Case Category\*\***

Category	Summary	Change	% Change	Absolute Change
Garnishment	2,650	▼	-52.9%	-2,977
General Civil	3,270	▲	+16.0%	+450
Landlord /Tenant	4,686	▲	+7.9%	+345
Other	704	▲	-46.1%	-603
Protective Orders	321	▲	+14.6%	+41
<b>GRAND TOTAL</b>	<b>11,631</b>	▼	-19.1%	-2,744

\* Compared to same time period as previous year  
 6/13/2024 2:02:52PM

\*\* Case Type Categories are defined in the 2017 Virginia Judicial Workload Assessment  
 Source: SCV-SQL-Information

2024 Overall GRAND TOTAL		Distribution of Caseload			Change*		Percentage (%) of Caseload		
<b>4,390</b>	+615 16.3%	<b>Criminal</b>	4,218	96%	16.5% ▲	+598	<b>Criminal</b>	2023 95.9%	2024 96.1%
2024		<b>Traffic</b>	167	4%	11.3% ▲	+17	<b>Traffic</b>	4.0%	3.8%
2023		<b>Civil</b>	5	0%	0.0% ↔	0	<b>Civil</b>	0.1%	0.1%
		<b>GRAND TOTAL</b>	<b>4,390</b>	100%	16.3% ▲	+615	<b>GRAND TOTAL</b>	100%	100%

Dispositions by Division & Code

Division	Case Type Description	Code	Summary	Change	% Change	Absolute Change
<b>Criminal</b>	Misdemeanor	M	2,794	▲	+24.6%	+551
	Felony	F	1,205	▲	+0.8%	+9
	Show Cause	SC	85	▲	+25.0%	+17
	Capias	CA	68	▲	+11.5%	+7
	Civil Violation	CV	66	▲	+34.7%	+17
	Restricted Operators License	RL	0	▼	-100.0%	-3
	<b>Total</b>			<b>4,218</b>	<b>▲</b>	<b>16.5%</b>
<b>Traffic</b>	Infraction	I	108	▲	+21.3%	+19
	Misdemeanor	M	51	▼	-3.8%	-2
	Felony	F	7	▼	-12.5%	-1
	Capias	CA	1	▲	-	+1
	<b>Total</b>			<b>167</b>	<b>▲</b>	<b>11.3%</b>
<b>Civil</b>	Bond Forfeiture	BF	5	↔	-	-
	<b>Total</b>			<b>5</b>	<b>0.0%</b>	<b>0</b>
<b>GRAND TOTAL</b>			<b>4,390</b>	<b>▲</b>	<b>16.3%</b>	<b>+615</b>

Dispositions by Major Case Category\*\*

Category	Summary	Change	% Change	Absolute Change
Felony	1,212	▼	+0.7%	+8
Infraction/Civil Violation	174	▲	+26.1%	+36
Misdemeanor	2,845	▼	+23.7%	+546
Other	159	▲	+18.7%	+25
<b>GRAND TOTAL</b>	<b>4,390</b>	<b>▲</b>	<b>16.3%</b>	<b>+615</b>

2024 Overall GRAND TOTAL		Distribution of Caseload			Change*		Percentage (%) of Caseload		
<b>9,657</b>	+2,076 27.4%	<b>Criminal</b>	946	10%	31.4% ▲	+226	<b>Criminal</b>	2023 9.5%	2024 9.8%
2024	↑	<b>Traffic</b>	8,487	88%	29.3% ▲	+1,925	<b>Traffic</b>	86.6%	87.9%
2023		<b>Civil</b>	224	2%	-25.1% ▼	-75	<b>Civil</b>	3.9%	2.3%
		<b>GRAND TOTAL</b>	<b>9,657</b>	100%	27.4% ▲	+2,076	<b>GRAND TOTAL</b>	100%	100%

Dispositions by Division & Code

Division	Case Type Description	Code	Summary	Change	% Change	Absolute Change
<b>Criminal</b>	Misdemeanor	M	661	▲	+24.0%	+128
	Civil Violation	CV	124	▲	+69.9%	+51
	Felony	F	72	▲	+53.2%	+25
	Show Cause	SC	66	▲	+61.0%	+25
	Restricted Operators License	RL	12	▲	+50.0%	+4
	Capias	CA	11	▼	-38.9%	-7
	<b>Total</b>			<b>946</b>	<b>▲</b>	<b>31.4%</b>
<b>Traffic</b>	Infraction	I	5,928	▲	+32.7%	+1,461
	Misdemeanor	M	2,225	▲	+24.1%	+432
	Other	O	208	▼	-21.2%	-56
	Civil Violation	CV	61	▲	+6,000.0%	+60
	Felony	F	53	▲	+103.8%	+27
	Capias	CA	5	↔		-
	Show Cause	SC	5	▼	-16.7%	-1
	Restricted Operators License	RL	2	▲	-	+2
<b>Total</b>			<b>8,487</b>	<b>▲</b>	<b>29.3%</b>	<b>+1,925</b>
<b>Civil</b>	Admin License	AL	178	▼	-29.1%	-73
	Impoundment	IM	27	▼	-15.6%	-5
	Other	OT	11	▲	+10.0%	+1
	Bond Forfeiture	BF	8	▲	+33.3%	+2
<b>Total</b>			<b>224</b>	<b>▼</b>	<b>-25.1%</b>	<b>-75</b>
<b>GRAND TOTAL</b>			<b>9,657</b>	<b>▲</b>	<b>27.4%</b>	<b>+2,076</b>

Dispositions by Major Case Category\*\*

Category	Summary	Change	% Change	Absolute Change
Felony	125	▲	+71.2%	+52
General Civil	11	▲	+10.0%	+1
Infraction/Civil Violation	6,321	▲	+31.6%	+1,516
Misdemeanor	2,900	▲	+24.3%	+566
Other	300	▼	-16.4%	-59
<b>GRAND TOTAL</b>	<b>9,657</b>	<b>▲</b>	<b>27.4%</b>	<b>+2,076</b>

2024 Overall GRAND TOTAL		Distribution of Caseload			Change*		Percentage (%) of Caseload		
<b>21,220</b>	+4,149 24.3%	<b>Criminal</b>	2,793	13%	25.5% ▲	+568	<b>Criminal</b>	2023 13.0%	2024 13.2%
2024		<b>Traffic</b>	6,723	32%	47.9% ▲	+2,176	<b>Traffic</b>	26.6%	31.7%
		<b>Civil</b>	10,534	50%	14.0% ▲	+1,291	<b>Civil</b>	54.1%	49.6%
		<b>Civil Commitments</b>	1,170	6%	10.8% ▲	+114	<b>Civil Commitments</b>	6.2%	5.5%
		<b>GRAND TOTAL</b>	<b>21,220</b>	100%	24.3% ▲	+4,149	<b>GRAND TOTAL</b>	100%	100%

**Dispositions by Division & Code**

Division	Case Type Description	Code	Summary	Change	% Change	Absolute Change
<b>Criminal</b>	Misdemeanor	M	1,758	▲	+28.9%	+394
	Felony	F	668	▲	+24.2%	+130
	Show Cause	SC	153	▼	-14.0%	-25
	Capias	CA	136	▲	+61.9%	+52
	Civil Violation	CV	78	▲	+27.9%	+17
	<b>Total</b>			<b>2,793</b>	<b>▲</b>	<b>25.5%</b>
<b>Traffic</b>	Infraction	I	4,703	▲	+49.1%	+1,548
	Misdemeanor	M	1,917	▲	+42.0%	+567
	Felony	F	41	▲	+115.8%	+22
	Capias	CA	28	▲	+833.3%	+25
	Show Cause	SC	27	▲	+237.5%	+19
	Restricted Operators License	RL	7	▼	-36.4%	-4
	Civil Violation	CV	0	▼	-100.0%	-1
	<b>Total</b>			<b>6,723</b>	<b>▲</b>	<b>47.9%</b>
<b>Civil</b>	Warrant in Debt	WD	4,009	▲	+25.9%	+825
	Unlawful Detainer	UD	2,650	▼	-7.1%	-202
	Garnishment	GA	2,604	▲	+37.1%	+705
	Other	OT	229	▼	-15.2%	-41
	Preliminary Protective Order	PP	192	▼	-26.7%	-70
	Bond Forfeiture	BF	155	▲	+203.9%	+104
	Show Cause	SC	149	▲	+58.5%	+55
	Protective Order	PO	143	▼	-7.1%	-11
	Admin License	AL	91	▼	-16.5%	-18
	Detinue	DT	77	▼	-2.5%	-2
	Abstract	AJ	71	▼	-30.4%	-31
	Motion for Judgment	MJ	68	▼	-19.0%	-16
	Interrogatory	IN	56	▼	-15.2%	-10
	Tenants Assertion	TA	18	▼	-5.3%	-1
	Counter Claim	CC	17	▲	+112.5%	+9
	Capias	CA	2	▼	-60.0%	-3
	Restricted Operators License	RL	2	▲	-	+2
	Impoundment	IM	1	▼	-50.0%	-1
	Petition-Restore Arms	PR	0	▼	-100.0%	-2
	Third Party Claim	TH	0	▼	-100.0%	-1
<b>Total</b>			<b>10,534</b>	<b>▲</b>	<b>14.0%</b>	<b>+1,291</b>
<b>Civil Commitments</b>	Mental Commitment	MC	500	▼	-17.1%	-103
	Temporary Detention Order	TD	371	▲	+18.2%	+57
	Emergency Custody Order	EC	230	▲	+194.9%	+152
	Other	OT	53	▲	+26.2%	+11
	Medical Emergency Temporary Detention Order	MT	16	▼	-11.1%	-2
	Medical Emergency Custody Order	ME	0	▼	-100.0%	-1
<b>Total</b>			<b>1,170</b>	<b>▲</b>	<b>10.8%</b>	<b>+114</b>
<b>GRAND TOTAL</b>			<b>21,220</b>	<b>▲</b>	<b>24.3%</b>	<b>+4,149</b>

**Dispositions by Major Case Category\*\***

Category	Summary	Change	% Change	Absolute Change
Felony	709	▲	+27.3%	+152
Garnishment	2,660	▲	+35.4%	+695

**CPSS - GCMS CASELOAD STATISTICS OF THE GENERAL DISTRICT COURTS**

January 2024 thru May 2024 Dispositions (Compared to January 2023 thru May 2023)

**Hampton**

District: 8 FIPS: 650

General Civil	4,215	▼	+23.8%	+811
Infraction/Civil Violation	4,781	▼	+48.6%	+1,564
Involuntary Civil Commitments	53	▲	+26.2%	+11
Landlord /Tenant	2,668	▼	-7.1%	-203
Misdemeanor	3,684	▲	+35.2%	+959
Other	2,115	▲	+12.9%	+241
Protective Orders	335	▼	-19.5%	-81
<b>GRAND TOTAL</b>	<b>21,220</b>	▲	24.3%	+4,149



2024 Overall GRAND TOTAL		Distribution of Caseload			Change*		Percentage (%) of Caseload		
<b>610</b>	+208 51.7%	<b>Criminal</b>	57	9%	-27.8% ▼	-22	<b>Criminal</b>	2023 19.7%	2024 9.3%
2024	↑	<b>Traffic</b>	404	66%	93.3% ▲	+195	<b>Traffic</b>	52.0%	66.2%
2023		<b>Civil</b>	148	24%	29.8% ▲	+34	<b>Civil</b>	28.4%	24.3%
		<b>Civil Commitments</b>	1	0%	- ▲	+1	<b>Civil Commitments</b>	0.0%	0.2%
		<b>GRAND TOTAL</b>	<b>610</b>	100%	51.7% ▲	+208	<b>GRAND TOTAL</b>	100%	100%

Dispositions by Division & Code

Division	Case Type Description	Code	Summary	Change	% Change	Absolute Change
<b>Criminal</b>	Misdemeanor	M	39	▼	-32.8%	-19
	Felony	F	8	▼	-20.0%	-2
	Capias	CA	7	▲	+16.7%	+1
	Civil Violation	CV	1	▼	-66.7%	-2
	Restricted Operators License	RL	1	▲	-	+1
	Show Cause	SC	1	▼	-50.0%	-1
	<b>Total</b>			<b>57</b>	▼	<b>-27.8%</b>
<b>Traffic</b>	Infraction	I	350	▲	+124.4%	+194
	Misdemeanor	M	50	▲	+4.2%	+2
	Restricted Operators License	RL	2	↔	-	-
	Felony	F	1	↔	-	-
	Show Cause	SC	1	↔	-	-
	Capias	CA	0	▼	-100.0%	-1
<b>Total</b>			<b>404</b>	▲	<b>93.3%</b>	<b>+195</b>
<b>Civil</b>	Warrant in Debt	WD	72	▲	+71.4%	+30
	Garnishment	GA	47	▲	+9.3%	+4
	Unlawful Detainer	UD	9	▲	+80.0%	+4
	Other	OT	6	▼	-25.0%	-2
	Preliminary Protective Order	PP	5	▼	-37.5%	-3
	Protective Order	PO	5	▼	-28.6%	-2
	Abstract	AJ	1	▲	-	+1
	Admin License	AL	1	▲	-	+1
	Counter Claim	CC	1	▲	-	+1
	Detinue	DT	1	▲	-	+1
Bond Forfeiture	BF	0	▼	-100.0%	-1	
<b>Total</b>			<b>148</b>	▲	<b>29.8%</b>	<b>+34</b>
<b>Civil Commitments</b>	Emergency Custody Order	EC	1	▲	-	+1
<b>Total</b>			<b>1</b>	▲	-	<b>+1</b>
<b>GRAND TOTAL</b>			<b>610</b>	▲	51.7%	+208

Dispositions by Major Case Category\*\*

Category	Summary	Change	% Change	Absolute Change
Felony	9	▼	-18.2%	-2
Garnishment	47	▲	+9.3%	+4
General Civil	73	▲	+73.8%	+31
Infraction/Civil Violation	351	▲	+120.8%	+192
Landlord /Tenant	9	▲	+80.0%	+4
Misdemeanor	92	▲	-14.8%	-16
Other	19	▲	-	0
Protective Orders	10	▼	-33.3%	-5
<b>GRAND TOTAL</b>	<b>610</b>	▲	51.7%	+208

\* Compared to same time period as previous year  
 6/13/2024 2:02:52PM

\*\* Case Type Categories are defined in the 2017 Virginia Judicial Workload Assessment  
 Source: SCV-SQL-Information

2024 Overall GRAND TOTAL		Distribution of Caseload			Change*		Percentage (%) of Caseload		
<b>5,342</b>	+258 5.1%	<b>Criminal</b>	765	14%	9.0% ▲	+63	<b>Criminal</b>	2023 13.8%	2024 14.3%
2024	↑	<b>Traffic</b>	3,569	67%	4.8% ▲	+162	<b>Traffic</b>	67.0%	66.8%
2023		<b>Civil</b>	975	18%	4.7% ▲	+44	<b>Civil</b>	18.3%	18.3%
		<b>Civil Commitments</b>	33	1%	-25.0% ▼	-11	<b>Civil Commitments</b>	0.9%	0.6%
		<b>GRAND TOTAL</b>	<b>5,342</b>	100%	5.1% ▲	+258	<b>GRAND TOTAL</b>	100%	100%

**Dispositions by Division & Code**

Division	Case Type Description	Code	Summary	Change	% Change	Absolute Change
<b>Criminal</b>	Misdemeanor	M	490	▲	+16.9%	+71
	Felony	F	145	▼	-14.7%	-25
	Capias	CA	59	▼	-9.2%	-6
	Show Cause	SC	39	▲	+25.8%	+8
	Civil Violation	CV	32	▲	+88.2%	+15
	<b>Total</b>			<b>765</b>	▲	<b>9.0%</b>
<b>Traffic</b>	Infraction	I	3,133	▲	+2.1%	+64
	Misdemeanor	M	409	▲	+37.2%	+111
	Show Cause	SC	11	▼	-8.3%	-1
	Felony	F	6	▼	-53.8%	-7
	Capias	CA	4	▼	-66.7%	-8
	Civil Violation	CV	4	▲	-	+4
	Restricted Operators License	RL	2	▼	-33.3%	-1
	<b>Total</b>			<b>3,569</b>	▲	<b>4.8%</b>
<b>Civil</b>	Warrant in Debt	WD	406	▲	+16.0%	+56
	Garnishment	GA	199	▲	+9.9%	+18
	Unlawful Detainer	UD	125	▼	-2.3%	-3
	Admin License	AL	53	▲	+8.2%	+4
	Impoundment	IM	50	▲	+78.6%	+22
	Preliminary Protective Order	PP	47	▼	-6.0%	-3
	Other	OT	36	▼	-45.5%	-30
	Protective Order	PO	19	▼	-9.5%	-2
	Abstract	AJ	8	▲	+33.3%	+2
	Bond Forfeiture	BF	8	▲	+14.3%	+1
	Motion for Judgment	MJ	6	▲	+50.0%	+2
	Detinue	DT	5	▼	-80.0%	-20
	Interrogatory	IN	4	▼	-66.7%	-8
	Show Cause	SC	3	▲	-	+3
	Counter Claim	CC	2	▼	-33.3%	-1
	Tenants Assertion	TA	2	▲	+100.0%	+1
	Capias	CA	1	▲	-	+1
	Petition-Restore Arms	PR	1	▲	-	+1
<b>Total</b>			<b>975</b>	▲	<b>4.7%</b>	<b>+44</b>
<b>Civil Commitments</b>	Temporary Detention Order	TD	21	▼	-16.0%	-4
	Emergency Custody Order	EC	10	▼	-47.4%	-9
	Mental Commitment	MC	2	▲	-	+2
<b>Total</b>			<b>33</b>	▼	<b>-25.0%</b>	<b>-11</b>
<b>GRAND TOTAL</b>			<b>5,342</b>	▲	5.1%	+258

**Dispositions by Major Case Category\*\***

Category	Summary	Change	% Change	Absolute Change
Felony	151	▼	-17.5%	-32
Garnishment	203	▼	+5.2%	+10
General Civil	420	▲	+10.2%	+39
Infraction/Civil Violation	3,169	▲	+2.7%	+83
Landlord /Tenant	127	▲	-1.6%	-2
Misdemeanor	901	▲	+25.1%	+181
Other	305	▲	-5.0%	-16

\* Compared to same time period as previous year  
 6/13/2024 2:02:52PM

\*\* Case Type Categories are defined in the 2017 Virginia Judicial Workload Assessment  
 Source: SCV-SQL-Information

**CPSS - GCMS CASELOAD STATISTICS OF THE GENERAL DISTRICT COURTS**  
January 2024 thru May 2024 Dispositions (Compared to January 2023 thru May 2023)

Protective Orders	66	▼	-7.0%	-5
<b>GRAND TOTAL</b>	<b>5,342</b>	▲	5.1%	+258

\* Compared to same time period as previous year  
6/13/2024 2:02:52PM

\*\* Case Type Categories are defined in the 2017 Virginia Judicial Workload Assessment  
Source: SCV-SQL-Information

2024 Overall GRAND TOTAL		Distribution of Caseload			Change*		Percentage (%) of Caseload			
<b>1,505</b>	-336 -18.3%	<b>Criminal</b>	116	8%	-5.7%	▼	-7	<b>Criminal</b>	2023 6.7%	2024 7.7%
2024		<b>Traffic</b>	1,243	83%	-21.9%	▼	-349	<b>Traffic</b>	86.5%	82.6%
2023		<b>Civil</b>	145	10%	21.8%	▲	+26	<b>Civil</b>	6.5%	9.6%
		<b>Civil Commitments</b>	1	0%	-85.7%	▼	-6	<b>Civil Commitments</b>	0.4%	0.1%
		<b>GRAND TOTAL</b>	<b>1,505</b>	100%	-18.3%	▼	-336	<b>GRAND TOTAL</b>	100%	100%

**Dispositions by Division & Code**

Division	Case Type Description	Code	Summary	Change	% Change	Absolute Change
<b>Criminal</b>	Misdemeanor	M	84	▲	+3.7%	+3
	Felony	F	20	▲	+66.7%	+8
	Capias	CA	7	▼	-30.0%	-3
	Civil Violation	CV	2	▼	-66.7%	-4
	Show Cause	SC	2	▼	-85.7%	-12
	Restricted Operators License	RL	1	▲	-	+1
	<b>Total</b>			<b>116</b>	▼	<b>-5.7%</b>
<b>Traffic</b>	Infraction	I	1,084	▼	-21.9%	-304
	Misdemeanor	M	155	▼	-20.5%	-40
	Capias	CA	2	▼	-33.3%	-1
	Restricted Operators License	RL	1	▼	-66.7%	-2
	Show Cause	SC	1	▼	-50.0%	-1
	Civil Violation	CV	0	▼	-100.0%	-1
	<b>Total</b>			<b>1,243</b>	▼	<b>-21.9%</b>
<b>Civil</b>	Warrant in Debt	WD	67	▲	+28.8%	+15
	Garnishment	GA	39	▲	+69.6%	+16
	Other	OT	11	▼	-31.3%	-5
	Unlawful Detainer	UD	7	▼	-41.7%	-5
	Preliminary Protective Order	PP	6	▲	+50.0%	+2
	Admin License	AL	5	▲	+150.0%	+3
	Protective Order	PO	5	▲	+25.0%	+1
	Detinue	DT	3	▲	-	+3
	Abstract	AJ	1	↔	-	-
	Counter Claim	CC	1	▲	-	+1
	Impoundment	IM	0	▼	-100.0%	-4
	Petition-Restore Arms	PR	0	▼	-100.0%	-1
	<b>Total</b>			<b>145</b>	▲	<b>21.8%</b>
<b>Civil Commitments</b>	Temporary Detention Order	TD	1	▼	-83.3%	-5
	Emergency Custody Order	EC	0	▼	-100.0%	-1
	<b>Total</b>			<b>1</b>	▼	<b>-85.7%</b>
<b>GRAND TOTAL</b>			<b>1,505</b>	▼	<b>-18.3%</b>	<b>-336</b>

**Dispositions by Major Case Category\*\***

Category	Summary	Change	% Change	Absolute Change
Felony	20	▲	+66.7%	+8
Garnishment	39	▲	+69.6%	+16
General Civil	72	▲	+28.6%	+16
Infraction/Civil Violation	1,086	▼	-22.2%	-309
Landlord /Tenant	7	▼	-41.7%	-5
Misdemeanor	241	▲	-13.6%	-38
Other	29	▲	-48.2%	-27
Protective Orders	11	▲	+37.5%	+3
<b>GRAND TOTAL</b>	<b>1,505</b>	▼	<b>-18.3%</b>	<b>-336</b>

\* Compared to same time period as previous year  
 6/13/2024 2:02:52PM

\*\* Case Type Categories are defined in the 2017 Virginia Judicial Workload Assessment  
 Source: SCV-SQL-Information

2024 Overall GRAND TOTAL		Distribution of Caseload			Change*		Percentage (%) of Caseload			
2024	2,088	Criminal	170	8%	29.8%	▲	+39	Criminal	7.2%	8.1%
		Traffic	1,539	74%	9.2%	▲	+130	Traffic	77.2%	73.7%
2023		Civil	374	18%	33.6%	▲	+94	Civil	15.3%	17.9%
		Civil Commitments	5	0%	0.0%		0	Civil Commitments	0.3%	0.2%
		<b>GRAND TOTAL</b>	<b>2,088</b>	<b>100%</b>	<b>14.4%</b>	<b>▲</b>	<b>+263</b>	<b>GRAND TOTAL</b>	<b>100%</b>	<b>100%</b>

Dispositions by Division & Code

Division	Case Type Description	Code	Summary	Change	% Change	Absolute Change
<b>Criminal</b>	Misdemeanor	M	120	▲	+37.9%	+33
	Felony	F	28	▲	+47.4%	+9
	Capias	CA	15	▲	+66.7%	+6
	Show Cause	SC	5	▼	-50.0%	-5
	Civil Violation	CV	1	▼	-80.0%	-4
	Restricted Operators License	RL	1	↔		-
	<b>Total</b>			<b>170</b>	<b>▲</b>	<b>29.8%</b>
<b>Traffic</b>	Infraction	I	1,319	▲	+7.8%	+95
	Misdemeanor	M	203	▲	+15.3%	+27
	Capias	CA	8	▲	+60.0%	+3
	Civil Violation	CV	5	▲	+400.0%	+4
	Show Cause	SC	3	↔		-
	Felony	F	1	▲	-	+1
	<b>Total</b>			<b>1,539</b>	<b>▲</b>	<b>9.2%</b>
<b>Civil</b>	Warrant in Debt	WD	183	▲	+40.8%	+53
	Garnishment	GA	96	▲	+65.5%	+38
	Unlawful Detainer	UD	38	▲	+2.7%	+1
	Other	OT	33	▲	+57.1%	+12
	Admin License	AL	7	▲	+16.7%	+1
	Preliminary Protective Order	PP	6	▼	-57.1%	-8
	Protective Order	PO	6	▲	+100.0%	+3
	Abstract	AJ	2	▲	-	+2
	Impoundment	IM	2	▼	-60.0%	-3
	Counter Claim	CC	1	↔		-
	Bond Forfeiture	BF	0	▼	-100.0%	-1
	Detinue	DT	0	▼	-100.0%	-1
	Interrogatory	IN	0	▼	-100.0%	-3
<b>Total</b>			<b>374</b>	<b>▲</b>	<b>33.6%</b>	<b>+94</b>
<b>Civil Commitments</b>	Temporary Detention Order	TD	4	▲	+33.3%	+1
	Emergency Custody Order	EC	1	▼	-50.0%	-1
	<b>Total</b>		<b>5</b>		<b>0.0%</b>	<b>0</b>
<b>GRAND TOTAL</b>			<b>2,088</b>	<b>▲</b>	<b>14.4%</b>	<b>+263</b>

Dispositions by Major Case Category\*\*

Category	Summary	Change	% Change	Absolute Change
Felony	29	▲	+52.6%	+10
Garnishment	96	▼	+57.4%	+35
General Civil	186	▼	+37.8%	+51
Infraction/Civil Violation	1,325	▲	+7.7%	+95
Landlord /Tenant	38	▲	+2.7%	+1
Misdemeanor	324	▲	+22.7%	+60
Other	78	▲	+25.8%	+16
Protective Orders	12	▲	-29.4%	-5
<b>GRAND TOTAL</b>	<b>2,088</b>	<b>▲</b>	<b>14.4%</b>	<b>+263</b>

\* Compared to same time period as previous year  
 6/13/2024 2:02:52PM

\*\* Case Type Categories are defined in the 2017 Virginia Judicial Workload Assessment  
 Source: SCV-SQL-Information

2024 Overall GRAND TOTAL		Distribution of Caseload			Change*		Percentage (%) of Caseload		
<b>686</b>	-99 -12.6%	<b>Criminal</b>	93	14%	55.0% ▲	+33	<b>Criminal</b>	2023 7.6%	2024 13.6%
2024		<b>Traffic</b>	451	66%	-27.3% ▼	-169	<b>Traffic</b>	79.0%	65.7%
2023		<b>Civil</b>	136	20%	40.2% ▲	+39	<b>Civil</b>	12.4%	19.8%
		<b>Civil Commitments</b>	6	1%	-25.0% ▼	-2	<b>Civil Commitments</b>	1.0%	0.9%
		<b>GRAND TOTAL</b>	<b>686</b>	100%	-12.6% ▼	-99	<b>GRAND TOTAL</b>	100%	100%

Dispositions by Division & Code

Division	Case Type Description	Code	Summary	Change	% Change	Absolute Change
<b>Criminal</b>	Misdemeanor	M	67	▲	+71.8%	+28
	Felony	F	9	↔		-
	Capias	CA	6	▲	+500.0%	+5
	Civil Violation	CV	6	▼	-14.3%	-1
	Show Cause	SC	5	▲	+25.0%	+1
	<b>Total</b>			<b>93</b>	▲	<b>55.0%</b>
<b>Traffic</b>	Infraction	I	367	▼	-25.3%	-124
	Misdemeanor	M	81	▼	-31.9%	-38
	Show Cause	SC	2	▼	-50.0%	-2
	Capias	CA	1	▼	-75.0%	-3
	Felony	F	0	▼	-100.0%	-1
	Restricted Operators License	RL	0	▼	-100.0%	-1
	<b>Total</b>			<b>451</b>	▼	<b>-27.3%</b>
<b>Civil</b>	Warrant in Debt	WD	56	▲	+55.6%	+20
	Garnishment	GA	33	▲	+22.2%	+6
	Other	OT	13	▲	+116.7%	+7
	Unlawful Detainer	UD	13	▲	+30.0%	+3
	Admin License	AL	7	▲	+133.3%	+4
	Preliminary Protective Order	PP	6	▲	+100.0%	+3
	Protective Order	PO	5	▲	+150.0%	+3
	Abstract	AJ	1	▲	-	+1
	Detinue	DT	1	▼	-50.0%	-1
	Impoundment	IM	1	▲	-	+1
	Interrogatory	IN	0	▼	-100.0%	-4
	Show Cause	SC	0	▼	-100.0%	-4
	<b>Total</b>			<b>136</b>	▲	<b>40.2%</b>
<b>Civil Commitments</b>	Temporary Detention Order	TD	4	▲	+33.3%	+1
	Emergency Custody Order	EC	2	▼	-60.0%	-3
	<b>Total</b>			<b>6</b>	▼	<b>-25.0%</b>
<b>GRAND TOTAL</b>			<b>686</b>	▼	-12.6%	-99

Dispositions by Major Case Category\*\*

Category	Summary	Change	% Change	Absolute Change
Felony	9	▼	-10.0%	-1
Garnishment	33	▼	+6.5%	+2
General Civil	58	▲	+52.6%	+20
Infraction/Civil Violation	373	▼	-25.1%	-125
Landlord /Tenant	13	▲	+30.0%	+3
Misdemeanor	148	▼	-6.9%	-11
Other	41	▲	+20.6%	+7
Protective Orders	11	▲	+120.0%	+6
<b>GRAND TOTAL</b>	<b>686</b>	▼	-12.6%	-99

\* Compared to same time period as previous year  
 6/13/2024 2:02:52PM

\*\* Case Type Categories are defined in the 2017 Virginia Judicial Workload Assessment  
 Source: SCV-SQL-Information

2024 Overall GRAND TOTAL		Distribution of Caseload			Change*		Percentage (%) of Caseload		
	<b>789</b>	<b>Criminal</b>	93	12%	12.0% ▲	+10	<b>Criminal</b>	2023	2024
	+264 50.3%	<b>Traffic</b>	519	66%	68.5% ▲	+211	<b>Traffic</b>	15.8%	11.8%
2024		<b>Civil</b>	167	21%	31.5% ▲	+40	<b>Civil</b>	58.7%	65.8%
2023		<b>Civil Commitments</b>	10	1%	42.9% ▲	+3	<b>Civil Commitments</b>	24.2%	21.2%
<b>GRAND TOTAL</b>			<b>789</b>	100%	50.3% ▲	+264	<b>GRAND TOTAL</b>	100%	100%

**Dispositions by Division & Code**

Division	Case Type Description	Code	Summary	Change	% Change	Absolute Change
<b>Criminal</b>	Misdemeanor	M	58	▲	+11.5%	+6
	Felony	F	16	▲	+166.7%	+10
	Capias	CA	9	▼	-30.8%	-4
	Civil Violation	CV	6	▲	+100.0%	+3
	Show Cause	SC	4	▼	-55.6%	-5
	<b>Total</b>			<b>93</b>	<b>▲</b>	<b>12.0%</b>
<b>Traffic</b>	Infraction	I	417	▲	+69.5%	+171
	Misdemeanor	M	98	▲	+69.0%	+40
	Felony	F	2	▲	+100.0%	+1
	Capias	CA	1	↔		-
	Civil Violation	CV	1	▲	-	+1
	Show Cause	SC	0	▼	-100.0%	-2
	<b>Total</b>			<b>519</b>	<b>▲</b>	<b>68.5%</b>
<b>Civil</b>	Warrant in Debt	WD	70	▲	+42.9%	+21
	Garnishment	GA	39	▲	+105.3%	+20
	Unlawful Detainer	UD	17	▲	+41.7%	+5
	Other	OT	14	▲		-
	Admin License	AL	6	▼	-45.5%	-5
	Preliminary Protective Order	PP	5	▼	-28.6%	-2
	Impoundment	IM	4	▲	+33.3%	+1
	Detinue	DT	3	▼	-25.0%	-1
	Protective Order	PO	3	▼	-25.0%	-1
	Abstract	AJ	2	↔		-
	Bond Forfeiture	BF	1	▲	-	+1
	Motion for Judgment	MJ	1	▲	-	+1
	Petition-Restore Arms	PR	1	▲	-	+1
	Tenants Assertion	TA	1	▲	-	+1
	Interrogatory	IN	0	▼	-100.0%	-1
	Show Cause	SC	0	▼	-100.0%	-1
<b>Total</b>			<b>167</b>	<b>▲</b>	<b>31.5%</b>	<b>+40</b>
<b>Civil Commitments</b>	Temporary Detention Order	TD	6	▲	+20.0%	+1
	Emergency Custody Order	EC	4	▲	+100.0%	+2
<b>Total</b>			<b>10</b>	<b>▲</b>	<b>42.9%</b>	<b>+3</b>
<b>GRAND TOTAL</b>			<b>789</b>	<b>▲</b>	<b>50.3%</b>	<b>+264</b>

**Dispositions by Major Case Category\*\***

Category	Summary	Change	% Change	Absolute Change
Felony	18	▲	+157.1%	+11
Garnishment	39	▲	+95.0%	+19
General Civil	78	▲	+41.8%	+23
Infraction/Civil Violation	424	▲	+70.3%	+175
Landlord /Tenant	18	▲	+50.0%	+6
Misdemeanor	156	▲	+41.8%	+46
Other	48	▲	-21.3%	-13
Protective Orders	8	▼	-27.3%	-3
<b>GRAND TOTAL</b>	<b>789</b>	<b>▲</b>	<b>50.3%</b>	<b>+264</b>

\* Compared to same time period as previous year  
 6/13/2024 2:02:52PM

\*\* Case Type Categories are defined in the 2017 Virginia Judicial Workload Assessment  
 Source: SCV-SQL-Information





2024 Overall GRAND TOTAL		Distribution of Caseload			Change*		Percentage (%) of Caseload		
<b>4,646</b>	-321 -6.5%	<b>Criminal</b>	610	13%	74.3% ▲	+260	<b>Criminal</b>	2023 7.0%	2024 13.1%
2024		<b>Traffic</b>	3,546	76%	-16.4% ▼	-696	<b>Traffic</b>	85.4%	76.3%
2023		<b>Civil</b>	484	10%	33.0% ▲	+120	<b>Civil</b>	7.3%	10.4%
		<b>Civil Commitments</b>	6	0%	-45.5% ▼	-5	<b>Civil Commitments</b>	0.2%	0.1%
		<b>GRAND TOTAL</b>	<b>4,646</b>	100%	-6.5% ▼	-321	<b>GRAND TOTAL</b>	100%	100%

Dispositions by Division & Code

Division	Case Type Description	Code	Summary	Change	% Change	Absolute Change
<b>Criminal</b>	Misdemeanor	M	325	▲	+63.3%	+126
	Felony	F	199	▲	+97.0%	+98
	Capias	CA	51	▲	+112.5%	+27
	Show Cause	SC	21	▲	+162.5%	+13
	Civil Violation	CV	14	▼	-22.2%	-4
	<b>Total</b>			<b>610</b>	<b>▲</b>	<b>74.3%</b>
<b>Traffic</b>	Infraction	I	2,220	▼	-24.5%	-722
	Misdemeanor	M	1,208	▲	+1.8%	+21
	Capias	CA	59	▼	-1.7%	-1
	Show Cause	SC	39	▼	-4.9%	-2
	Civil Violation	CV	11	▲	-	+11
	Felony	F	9	▼	-25.0%	-3
<b>Total</b>			<b>3,546</b>	<b>▼</b>	<b>-16.4%</b>	<b>-696</b>
<b>Civil</b>	Warrant in Debt	WD	224	▲	+43.6%	+68
	Garnishment	GA	120	▲	+22.4%	+22
	Admin License	AL	43	▲	+65.4%	+17
	Other	OT	23	▲	+9.5%	+2
	Unlawful Detainer	UD	20	↔	-	-
	Preliminary Protective Order	PP	18	▲	+157.1%	+11
	Impoundment	IM	9	▼	-47.1%	-8
	Protective Order	PO	6	▼	-14.3%	-1
	Abstract	AJ	5	▲	+25.0%	+1
	Bond Forfeiture	BF	4	▲	+300.0%	+3
	Interrogatory	IN	4	▲	+300.0%	+3
	Show Cause	SC	4	↔	-	-
	Detinue	DT	2	▲	-	+2
	Motion for Judgment	MJ	2	▲	-	+2
	Counter Claim	CC	0	▼	-100.0%	-1
	Tenants Assertion	TA	0	▼	-100.0%	-1
<b>Total</b>			<b>484</b>	<b>▲</b>	<b>33.0%</b>	<b>+120</b>
<b>Civil Commitments</b>	Emergency Custody Order	EC	3	▼	-25.0%	-1
	Temporary Detention Order	TD	3	▼	-25.0%	-1
	Mental Commitment	MC	0	▼	-100.0%	-1
	Petition	PT	0	▼	-100.0%	-2
<b>Total</b>			<b>6</b>	<b>▼</b>	<b>-45.5%</b>	<b>-5</b>
<b>GRAND TOTAL</b>			<b>4,646</b>	<b>▼</b>	<b>-6.5%</b>	<b>-321</b>

Dispositions by Major Case Category\*\*

Category	Summary	Change	% Change	Absolute Change
Felony	208	▲	+84.1%	+95
Garnishment	124	▲	+25.3%	+25
General Civil	236	▲	+42.2%	+70
Infraction/Civil Violation	2,245	▲	-24.2%	-715
Involuntary Civil Commitments	0	▼	-100.0%	-2
Landlord /Tenant	20	▼	-4.8%	-1
Misdemeanor	1,533	▲	+10.6%	+147
Other	256	▲	+24.3%	+50

\* Compared to same time period as previous year  
 6/13/2024 2:02:52PM

\*\* Case Type Categories are defined in the 2017 Virginia Judicial Workload Assessment  
 Source: SCV-SQL-Information

**CPSS - GCMS CASELOAD STATISTICS OF THE GENERAL DISTRICT COURTS**  
January 2024 thru May 2024 Dispositions (Compared to January 2023 thru May 2023)

**New Kent**

District: 9 FIPS: 127

---

Protective Orders	24	▲	+71.4%	+10
<b>GRAND TOTAL</b>	<b>4,646</b>	▼	-6.5%	-321

---

\* Compared to same time period as previous year  
6/13/2024 2:02:52PM

\*\* Case Type Categories are defined in the 2017 Virginia Judicial Workload Assessment  
Source: SCV-SQL-Information

**CPSS - GCMS CASELOAD STATISTICS OF THE GENERAL DISTRICT COURTS**  
 January 2024 thru May 2024 Dispositions (Compared to January 2023 thru May 2023)

2024 Overall GRAND TOTAL		Distribution of Caseload			Change*		Percentage (%) of Caseload		
<b>8,001</b>	+1,444 22.0%	<b>Criminal</b>	1,129	14%	-1.0% ▼	-11	<b>Criminal</b>	2023 17.4%	2024 14.1%
2024	↑	<b>Traffic</b>	3,970	50%	45.6% ▲	+1,244	<b>Traffic</b>	41.6%	49.6%
2023		<b>Civil</b>	1,961	25%	12.8% ▲	+223	<b>Civil</b>	26.5%	24.5%
		<b>Civil Commitments</b>	941	12%	-1.3% ▼	-12	<b>Civil Commitments</b>	14.5%	11.8%
		<b>GRAND TOTAL</b>	<b>8,001</b>	100%	22.0% ▲	+1,444	<b>GRAND TOTAL</b>	100%	100%

**Dispositions by Division & Code**

Division	Case Type Description	Code	Summary	Change	% Change	Absolute Change
<b>Criminal</b>	Misdemeanor	M	617	▼	-6.1%	-40
	Felony	F	242	▼	-0.8%	-2
	Capias	CA	177	▲	+52.6%	+61
	Show Cause	SC	51	▼	-36.3%	-29
	Civil Violation	CV	26	▼	-10.3%	-3
	Motion	MO	16	▲	+14.3%	+2
	<b>Total</b>			<b>1,129</b>	▼	<b>-1.0%</b>
<b>Traffic</b>	Infraction	I	3,031	▲	+51.4%	+1,029
	Misdemeanor	M	831	▲	+29.4%	+189
	Capias	CA	34	▲	+30.8%	+8
	Show Cause	SC	33	▼	-10.8%	-4
	Civil Violation	CV	25	▲	-	+25
	Felony	F	15	▼	-16.7%	-3
	Restricted Operators License	RL	1	↔	-	-
<b>Total</b>			<b>3,970</b>	▲	<b>45.6%</b>	<b>+1,244</b>
<b>Civil</b>	Warrant in Debt	WD	751	▲	+45.3%	+234
	Unlawful Detainer	UD	507	▲	+8.8%	+41
	Garnishment	GA	360	▼	-7.7%	-30
	Other	OT	89	▲	-26.4%	-32
	Preliminary Protective Order	PP	52	▼	-3.7%	-2
	Admin License	AL	40	▼	-21.6%	-11
	Protective Order	PO	40	▼	-14.9%	-7
	Interrogatory	IN	28	▲	+21.7%	+5
	Impoundment	IM	20	▲	+566.7%	+17
	Show Cause	SC	20	▲	+300.0%	+15
	Detinue	DT	14	▲	+250.0%	+10
	Bond Forfeiture	BF	13	▲	-	+13
	Abstract	AJ	8	▼	-66.7%	-16
	Tenants Assertion	TA	7	▼	-30.0%	-3
	Motion for Judgment	MJ	6	▼	-68.4%	-13
	Capias	CA	3	▲	-	+3
	Counter Claim	CC	1	▼	-75.0%	-3
Overweight	OC	1	▲	-	+1	
Petition-Restore Arms	PR	1	▲	-	+1	
<b>Total</b>			<b>1,961</b>	▲	<b>12.8%</b>	<b>+223</b>
<b>Civil Commitments</b>	Mental Commitment	MC	570	▼	-3.9%	-23
	Other	OT	256	▲	+1.2%	+3
	Temporary Detention Order	TD	87	▼	-2.2%	-2
	Emergency Custody Order	EC	28	▲	+55.6%	+10
<b>Total</b>			<b>941</b>	▼	<b>-1.3%</b>	<b>-12</b>
<b>GRAND TOTAL</b>			<b>8,001</b>	▲	22.0%	+1,444

**Dispositions by Major Case Category\*\***

Category	Summary	Change	% Change	Absolute Change
Felony	257	▼	-1.9%	-5
Garnishment	388	▲	-6.1%	-25
General Civil	784	▲	+44.1%	+240
Infraction/Civil Violation	3,083	▲	+51.8%	+1,052

\* Compared to same time period as previous year  
 6/13/2024 2:02:52PM

\*\* Case Type Categories are defined in the 2017 Virginia Judicial Workload Assessment  
 Source: SCV-SQL-Information



**CPSS - GCMS CASELOAD STATISTICS OF THE GENERAL DISTRICT COURTS**  
 January 2024 thru May 2024 Dispositions (Compared to January 2023 thru May 2023)

Involuntary Civil Commitments	256	▲	+1.2%	+3
Landlord /Tenant	514	▼	+8.0%	+38
Misdemeanor	1,449	▲	+11.5%	+149
Other	1,178	▲	+0.1%	+1
Protective Orders	92	▼	-8.9%	-9
<b>GRAND TOTAL</b>	<b>8,001</b>	▲	22.0%	+1,444

\* Compared to same time period as previous year  
 6/13/2024 2:02:52PM

\*\* Case Type Categories are defined in the 2017 Virginia Judicial Workload Assessment  
 Source: SCV-SQL-Information

**CPSS - GCMS CASELOAD STATISTICS OF THE GENERAL DISTRICT COURTS**  
 January 2024 thru May 2024 Dispositions (Compared to January 2023 thru May 2023)

2024 Overall GRAND TOTAL		Distribution of Caseload			Change*		Percentage (%) of Caseload		
<b>9,094</b>	+2,165 31.2%	<b>Criminal</b>	954	10%	-0.1% ▼	-1	<b>Criminal</b>	2023 13.8%	2024 10.5%
2024 		<b>Traffic</b>	6,359	70%	43.0% ▲	+1,912	<b>Traffic</b>	64.2%	69.9%
2023 		<b>Civil</b>	1,733	19%	15.8% ▲	+236	<b>Civil</b>	21.6%	19.1%
		<b>Civil Commitments</b>	48	1%	60.0% ▲	+18	<b>Civil Commitments</b>	0.4%	0.5%
		<b>GRAND TOTAL</b>	<b>9,094</b>	100%	31.2% ▲	+2,165	<b>GRAND TOTAL</b>	100%	100%

**Dispositions by Division & Code**

Division	Case Type Description	Code	Summary	Change	% Change	Absolute Change
<b>Criminal</b>	Misdemeanor	M	533	▼	-3.4%	-19
	Felony	F	240	▼	-0.4%	-1
	Capias	CA	107	▲	+28.9%	+24
	Show Cause	SC	48	▼	-15.8%	-9
	Civil Violation	CV	26	▲	+18.2%	+4
	<b>Total</b>			<b>954</b>	▼	<b>-0.1%</b>
<b>Traffic</b>	Infraction	I	4,973	▲	+43.4%	+1,504
	Misdemeanor	M	1,347	▲	+44.1%	+412
	Capias	CA	25	▲	+31.6%	+6
	Felony	F	8	▼	-27.3%	-3
	Show Cause	SC	6	▼	-50.0%	-6
	Restricted Operators License	RL	0	▼	-100.0%	-1
	<b>Total</b>			<b>6,359</b>	▲	<b>43.0%</b>
<b>Civil</b>	Warrant in Debt	WD	733	▲	+37.5%	+200
	Garnishment	GA	388	▼	-7.2%	-30
	Unlawful Detainer	UD	315	▼	-0.6%	-2
	Other	OT	86	▲	+48.3%	+28
	Admin License	AL	51	▲	+75.9%	+22
	Impoundment	IM	38	▲	+153.3%	+23
	Preliminary Protective Order	PP	33	▲	+32.0%	+8
	Abstract	AJ	28	▲	+100.0%	+14
	Protective Order	PO	21	▼	-34.4%	-11
	Interrogatory	IN	11	↔		-
	Motion for Judgment	MJ	8	▼	-46.7%	-7
	Detinue	DT	7	▲	-	+7
	Show Cause	SC	6	↔		-
	Counter Claim	CC	3	▲	-	+3
	Zoning Violation	ZO	3	▼	-82.4%	-14
	Petition-Restore Arms	PR	1	↔		-
	Tenants Assertion	TA	1	▼	-66.7%	-2
	Capias	CA	0	▼	-100.0%	-2
	Restricted Operators License	RL	0	▼	-100.0%	-1
<b>Total</b>			<b>1,733</b>	▲	<b>15.8%</b>	<b>+236</b>
<b>Civil Commitments</b>	Temporary Detention Order	TD	33	▲	+43.5%	+10
	Emergency Custody Order	EC	12	▲	+71.4%	+5
	Medical Emergency Temporary Detention Order	MT	3	▲	-	+3
	<b>Total</b>			<b>48</b>	▲	<b>60.0%</b>
<b>GRAND TOTAL</b>			<b>9,094</b>	▲	31.2%	+2,165

**Dispositions by Major Case Category\*\***

Category	Summary	Change	% Change	Absolute Change
Felony	248	▼	-1.6%	-4
Garnishment	399	▼	-7.0%	-30
General Civil	758	▲	+36.3%	+202
Infraction/Civil Violation	4,999	▲	+43.2%	+1,508
Landlord /Tenant	316	▼	-1.3%	-4
Misdemeanor	1,883	▼	+25.0%	+377
Other	437	▲	+37.4%	+119

\* Compared to same time period as previous year  
 6/13/2024 2:02:52PM

\*\* Case Type Categories are defined in the 2017 Virginia Judicial Workload Assessment  
 Source: SCV-SQL-Information

**CPSS - GCMS CASELOAD STATISTICS OF THE GENERAL DISTRICT COURTS**  
January 2024 thru May 2024 Dispositions (Compared to January 2023 thru May 2023)

---

Protective Orders	54	▼	-5.3%	-3
<b>GRAND TOTAL</b>	<b>9,094</b>	▲	31.2%	+2,165

---

\* Compared to same time period as previous year  
6/13/2024 2:02:52PM

\*\* Case Type Categories are defined in the 2017 Virginia Judicial Workload Assessment  
Source: SCV-SQL-Information

2024 Overall GRAND TOTAL		Distribution of Caseload			Change*		Percentage (%) of Caseload			
<b>1,832</b>	+211 13.0%	<b>Criminal</b>	239	13%	-16.4%	▼	-47	<b>Criminal</b>	2023 17.6%	2024 13.0%
2024	↑	<b>Traffic</b>	1,135	62%	13.5%	▲	+135	<b>Traffic</b>	61.7%	62.0%
2023		<b>Civil</b>	447	24%	39.7%	▲	+127	<b>Civil</b>	19.7%	24.4%
		<b>Civil Commitments</b>	11	1%	-26.7%	▼	-4	<b>Civil Commitments</b>	0.9%	0.6%
		<b>GRAND TOTAL</b>	<b>1,832</b>	100%	13.0%	▲	+211	<b>GRAND TOTAL</b>	100%	100%

**Dispositions by Division & Code**

Division	Case Type Description	Code	Summary	Change	% Change	Absolute Change
<b>Criminal</b>	Misdemeanor	M	130	▼	-20.2%	-33
	Felony	F	65	▲	+1.6%	+1
	Capias	CA	20	▼	-23.1%	-6
	Show Cause	SC	17	▼	-19.0%	-4
	Civil Violation	CV	7	▼	-41.7%	-5
	<b>Total</b>			<b>239</b>	▼	<b>-16.4%</b>
<b>Traffic</b>	Infraction	I	897	▲	+10.2%	+83
	Misdemeanor	M	215	▲	+36.9%	+58
	Felony	F	9	▼	-25.0%	-3
	Show Cause	SC	9	▼	-18.2%	-2
	Capias	CA	5	▼	-16.7%	-1
	<b>Total</b>			<b>1,135</b>	▲	<b>13.5%</b>
<b>Civil</b>	Warrant in Debt	WD	229	▲	+86.2%	+106
	Garnishment	GA	97	▼	-8.5%	-9
	Detinue	DT	31	▲	+63.2%	+12
	Unlawful Detainer	UD	20	▼	-28.6%	-8
	Preliminary Protective Order	PP	16	▲	+77.8%	+7
	Protective Order	PO	16	▲	+100.0%	+8
	Other	OT	13	▲	+44.4%	+4
	Show Cause	SC	9	▲	+200.0%	+6
	Admin License	AL	4	▼	-50.0%	-4
	Zoning Violation	ZO	4	▲	-	+4
	Bond Forfeiture	BF	3	▲	+50.0%	+1
	Abstract	AJ	2	▼	-33.3%	-1
	Interrogatory	IN	2	▲	-	+2
	Motion for Judgment	MJ	1	▲	-	+1
	Impoundment	IM	0	▼	-100.0%	-2
<b>Total</b>			<b>447</b>	▲	<b>39.7%</b>	<b>+127</b>
<b>Civil Commitments</b>	Emergency Custody Order	EC	7	▲	+40.0%	+2
	Temporary Detention Order	TD	4	▼	-50.0%	-4
	Mental Commitment	MC	0	▼	-100.0%	-2
<b>Total</b>			<b>11</b>	▼	<b>-26.7%</b>	<b>-4</b>
<b>GRAND TOTAL</b>			<b>1,832</b>	▲	13.0%	+211

**Dispositions by Major Case Category\*\***

Category	Summary	Change	% Change	Absolute Change
Felony	74	▼	-2.6%	-2
Garnishment	99	▲	-6.6%	-7
General Civil	262	▲	+84.5%	+120
Infraction/Civil Violation	904	▼	+9.4%	+78
Landlord /Tenant	20	▼	-28.6%	-8
Misdemeanor	349	▲	+9.1%	+29
Other	92	▼	-13.2%	-14
Protective Orders	32	▲	+88.2%	+15
<b>GRAND TOTAL</b>	<b>1,832</b>	▲	13.0%	+211

\* Compared to same time period as previous year  
 6/13/2024 2:02:52PM

\*\* Case Type Categories are defined in the 2017 Virginia Judicial Workload Assessment  
 Source: SCV-SQL-Information

2024 Overall GRAND TOTAL		Distribution of Caseload			Change*		Percentage (%) of Caseload		
<b>1,721</b>	+266 18.3%	<b>Criminal</b>	262	15%	4.8% ▲	+12	<b>Criminal</b>	2023 17.2%	2024 15.2%
2024	↑	<b>Traffic</b>	1,103	64%	19.0% ▲	+176	<b>Traffic</b>	63.7%	64.1%
2023		<b>Civil</b>	344	20%	30.3% ▲	+80	<b>Civil</b>	18.1%	20.0%
		<b>Civil Commitments</b>	12	1%	-14.3% ▼	-2	<b>Civil Commitments</b>	1.0%	0.7%
		<b>GRAND TOTAL</b>	<b>1,721</b>	100%	18.3% ▲	+266	<b>GRAND TOTAL</b>	100%	100%

**Dispositions by Division & Code**

Division	Case Type Description	Code	Summary	Change	% Change	Absolute Change
<b>Criminal</b>	Misdemeanor	M	162	▲	+12.5%	+18
	Felony	F	54	▼	-25.0%	-18
	Show Cause	SC	21	▲	+5.0%	+1
	Capias	CA	20	▲	+81.8%	+9
	Civil Violation	CV	5	▲	+66.7%	+2
	<b>Total</b>			<b>262</b>	▲	<b>4.8%</b>
<b>Traffic</b>	Infraction	I	903	▲	+16.5%	+128
	Misdemeanor	M	192	▲	+31.5%	+46
	Show Cause	SC	4	▼	-20.0%	-1
	Civil Violation	CV	2	▲	-	+2
	Capias	CA	1	▲	-	+1
	Felony	F	1	↔	-	-
	<b>Total</b>			<b>1,103</b>	▲	<b>19.0%</b>
<b>Civil</b>	Warrant in Debt	WD	156	▲	+52.9%	+54
	Garnishment	GA	71	▲	+22.4%	+13
	Impoundment	IM	24	▲	+118.2%	+13
	Other	OT	23	▼	-11.5%	-3
	Unlawful Detainer	UD	20	▼	-25.9%	-7
	Preliminary Protective Order	PP	17	▲	+21.4%	+3
	Admin License	AL	14	▲	+55.6%	+5
	Protective Order	PO	11	▲	+37.5%	+3
	Detinue	DT	4	▲	+33.3%	+1
	Motion for Judgment	MJ	2	▲	-	+2
	Bond Forfeiture	BF	1	▲	-	+1
	Show Cause	SC	1	▼	-80.0%	-4
	Overweight	OC	0	▼	-100.0%	-1
	<b>Total</b>			<b>344</b>	▲	<b>30.3%</b>
<b>Civil Commitments</b>	Temporary Detention Order	TD	10	↔	-	-
	Emergency Custody Order	EC	1	▼	-66.7%	-2
	Mental Commitment	MC	1	▲	-	+1
	Petition	PT	0	▼	-100.0%	-1
	<b>Total</b>			<b>12</b>	▼	<b>-14.3%</b>
<b>GRAND TOTAL</b>			<b>1,721</b>	▲	18.3%	+266

**Dispositions by Major Case Category\*\***

Category	Summary	Change	% Change	Absolute Change	
Felony	55	▼	-24.7%	-18	
Garnishment	71	▲	+22.4%	+13	
General Civil	164	▲	+51.9%	+56	
Infraction/Civil Violation	910	▲	+16.8%	+131	
Involuntary Civil Commitments	0	▼	-100.0%	-1	
Landlord /Tenant	20	▼	-25.9%	-7	
Misdemeanor	354	▲	+22.1%	+64	
Other	119	▲	+22.7%	+22	
Protective Orders	28	▲	+27.3%	+6	
<b>GRAND TOTAL</b>		<b>1,721</b>	▲	18.3%	+266

\* Compared to same time period as previous year  
 6/13/2024 2:02:52PM

\*\* Case Type Categories are defined in the 2017 Virginia Judicial Workload Assessment  
 Source: SCV-SQL-Information





2024 Overall GRAND TOTAL		Distribution of Caseload			Change*		Percentage (%) of Caseload		
<b>1,653</b>	-430 -20.6%	<b>Criminal</b>	169	10%	-2.9% ▼	-5	<b>Criminal</b>	2023 8.4%	2024 10.2%
2024		<b>Traffic</b>	1,253	76%	-24.2% ▼	-400	<b>Traffic</b>	79.4%	75.8%
2023		<b>Civil</b>	224	14%	-11.5% ▼	-29	<b>Civil</b>	12.1%	13.6%
		<b>Civil Commitments</b>	7	0%	133.3% ▲	+4	<b>Civil Commitments</b>	0.1%	0.4%
		<b>GRAND TOTAL</b>	<b>1,653</b>	100%	-20.6% ▼	-430	<b>GRAND TOTAL</b>	100%	100%

**Dispositions by Division & Code**

Division	Case Type Description	Code	Summary	Change	% Change	Absolute Change
<b>Criminal</b>	Misdemeanor	M	107	▲	+2.9%	+3
	Felony	F	46	▲	+91.7%	+22
	Show Cause	SC	10	▼	-16.7%	-2
	Capias	CA	4	▼	-87.9%	-29
	Civil Violation	CV	2	▲	+100.0%	+1
	<b>Total</b>			<b>169</b>	▼	<b>-2.9%</b>
<b>Traffic</b>	Infraction	I	1,015	▼	-25.9%	-354
	Misdemeanor	M	215	▼	-0.5%	-1
	Show Cause	SC	13	▼	-40.9%	-9
	Capias	CA	8	▼	-80.0%	-32
	Felony	F	2	▼	-66.7%	-4
	<b>Total</b>			<b>1,253</b>	▼	<b>-24.2%</b>
<b>Civil</b>	Warrant in Debt	WD	121	▲	+3.4%	+4
	Garnishment	GA	50	↔	-	-
	Other	OT	23	▼	+4.5%	+1
	Unlawful Detainer	UD	9	▼	-62.5%	-15
	Bond Forfeiture	BF	4	▲	+300.0%	+3
	Preliminary Protective Order	PP	4	▼	-63.6%	-7
	Protective Order	PO	4	▼	-69.2%	-9
	Admin License	AL	3	↔	-	-
	Impoundment	IM	3	▼	-57.1%	-4
	Abstract	AJ	1	▲	-	+1
	Detinue	DT	1	▲	-	+1
	Tenants Assertion	TA	1	▲	-	+1
	Interrogatory	IN	0	▼	-100.0%	-2
	Show Cause	SC	0	▼	-100.0%	-3
	<b>Total</b>			<b>224</b>	▼	<b>-11.5%</b>
<b>Civil Commitments</b>	Temporary Detention Order	TD	6	▲	+100.0%	+3
	Emergency Custody Order	EC	1	▲	-	+1
	<b>Total</b>		<b>7</b>	▲	<b>133.3%</b>	<b>+4</b>
<b>GRAND TOTAL</b>			<b>1,653</b>	▼	-20.6%	-430

**Dispositions by Major Case Category\*\***

Category	Summary	Change	% Change	Absolute Change
Felony	48	▲	+60.0%	+18
Garnishment	50	▼	-3.8%	-2
General Civil	123	▲	+2.5%	+3
Infraction/Civil Violation	1,017	▲	-25.8%	-353
Landlord /Tenant	10	▲	-58.3%	-14
Misdemeanor	322	▲	+0.6%	+2
Other	75	▲	-47.6%	-68
Protective Orders	8	▼	-66.7%	-16
<b>GRAND TOTAL</b>	<b>1,653</b>	▼	-20.6%	-430

\* Compared to same time period as previous year  
 6/13/2024 2:02:52PM

\*\* Case Type Categories are defined in the 2017 Virginia Judicial Workload Assessment  
 Source: SCV-SQL-Information

2024 Overall GRAND TOTAL		Distribution of Caseload			Change*		Percentage (%) of Caseload			
<b>1,329</b>	-183 -12.1%	<b>Criminal</b>	104	8%	55.2%	▲	+37	<b>Criminal</b>	2023 4.4%	2024 7.8%
2024		<b>Traffic</b>	1,002	75%	-21.1%	▼	-268	<b>Traffic</b>	84.0%	75.4%
2023		<b>Civil</b>	215	16%	28.0%	▲	+47	<b>Civil</b>	11.1%	16.2%
		<b>Civil Commitments</b>	8	1%	14.3%	▲	+1	<b>Civil Commitments</b>	0.5%	0.6%
		<b>GRAND TOTAL</b>	<b>1,329</b>	100%	-12.1%	▼	-183	<b>GRAND TOTAL</b>	100%	100%

**Dispositions by Division & Code**

Division	Case Type Description	Code	Summary	Change	% Change	Absolute Change
<b>Criminal</b>	Misdemeanor	M	66	▲	+53.5%	+23
	Felony	F	27	▲	+170.0%	+17
	Show Cause	SC	6	▼	-25.0%	-2
	Capias	CA	5	↔	-	-
	Civil Violation	CV	0	▼	-100.0%	-1
	<b>Total</b>			<b>104</b>	▲	<b>55.2%</b>
<b>Traffic</b>	Infraction	I	842	▼	-23.0%	-251
	Misdemeanor	M	154	▼	-7.2%	-12
	Capias	CA	3	▼	-25.0%	-1
	Show Cause	SC	3	▼	-57.1%	-4
	<b>Total</b>			<b>1,002</b>	▼	<b>-21.1%</b>
<b>Civil</b>	Warrant in Debt	WD	113	▲	+113.2%	+60
	Garnishment	GA	55	▼	-14.1%	-9
	Other	OT	16	▲	+128.6%	+9
	Unlawful Detainer	UD	12	▼	-36.8%	-7
	Preliminary Protective Order	PP	8	▼	-27.3%	-3
	Abstract	AJ	3	▲	-	+3
	Protective Order	PO	3	▲	+200.0%	+2
	Admin License	AL	2	▼	-50.0%	-2
	Detinue	DT	1	↔	-	-
	Restricted Operators License	RL	1	▲	-	+1
	Show Cause	SC	1	▲	-	+1
	Impoundment	IM	0	▼	-100.0%	-7
	Interrogatory	IN	0	▼	-100.0%	-1
	<b>Total</b>			<b>215</b>	▲	<b>28.0%</b>
<b>Civil Commitments</b>	Temporary Detention Order	TD	6	▲	+20.0%	+1
	Emergency Custody Order	EC	2	↔	-	-
	<b>Total</b>			<b>8</b>	▲	<b>14.3%</b>
<b>GRAND TOTAL</b>			<b>1,329</b>	▼	-12.1%	-183

**Dispositions by Major Case Category\*\***

Category	Summary	Change	% Change	Absolute Change
Felony	27	▲	+170.0%	+17
Garnishment	55	▼	-15.4%	-10
General Civil	114	▲	+107.3%	+59
Infraction/Civil Violation	842	▼	-23.0%	-252
Landlord /Tenant	12	▼	-36.8%	-7
Misdemeanor	221	▲	+5.7%	+12
Other	47	▲	-2.1%	-1
Protective Orders	11	▲	-8.3%	-1
<b>GRAND TOTAL</b>	<b>1,329</b>	▼	-12.1%	-183

\* Compared to same time period as previous year  
 6/13/2024 2:02:52PM

\*\* Case Type Categories are defined in the 2017 Virginia Judicial Workload Assessment  
 Source: SCV-SQL-Information

**CPSS - GCMS CASELOAD STATISTICS OF THE GENERAL DISTRICT COURTS**  
 January 2024 thru May 2024 Dispositions (Compared to January 2023 thru May 2023)

2024 Overall GRAND TOTAL		Distribution of Caseload			Change*		Percentage (%) of Caseload		
<b>4,299</b>	+102 2.4%	<b>Criminal</b>	695	16%	2.5% ▲	+17	<b>Criminal</b>	2023 16.2%	2024 16.2%
2024	↑	<b>Traffic</b>	2,741	64%	1.8% ▲	+48	<b>Traffic</b>	64.2%	63.8%
2023		<b>Civil</b>	821	19%	4.3% ▲	+34	<b>Civil</b>	18.8%	19.1%
		<b>Civil Commitments</b>	42	1%	7.7% ▲	+3	<b>Civil Commitments</b>	0.9%	1.0%
		<b>GRAND TOTAL</b>	<b>4,299</b>	100%	2.4% ▲	+102	<b>GRAND TOTAL</b>	100%	100%

**Dispositions by Division & Code**

Division	Case Type Description	Code	Summary	Change	% Change	Absolute Change
<b>Criminal</b>	Misdemeanor	M	387	▲	+12.2%	+42
	Felony	F	163	▲	+8.7%	+13
	Capias	CA	68	▼	-20.0%	-17
	Show Cause	SC	52	▼	-23.5%	-16
	Civil Violation	CV	20	▼	-16.7%	-4
	Restricted Operators License	RL	5	▼	-16.7%	-1
	<b>Total</b>			<b>695</b>	<b>▲</b>	<b>2.5%</b>
<b>Traffic</b>	Infraction	I	2,142	▼	-3.0%	-67
	Misdemeanor	M	534	▲	+24.5%	+105
	Show Cause	SC	32	▲	+52.4%	+11
	Capias	CA	23	▲	+4.5%	+1
	Felony	F	4	▼	-55.6%	-5
	Restricted Operators License	RL	4	▲	+33.3%	+1
	Civil Violation	CV	1	▲	-	+1
	Motion	MO	1	▲	-	+1
<b>Total</b>			<b>2,741</b>	<b>▲</b>	<b>1.8%</b>	<b>+48</b>
<b>Civil</b>	Warrant in Debt	WD	335	▼	-3.2%	-11
	Garnishment	GA	249	▲	+25.1%	+50
	Other	OT	59	▲	+9.3%	+5
	Unlawful Detainer	UD	45	▼	-23.7%	-14
	Admin License	AL	41	▲	+10.8%	+4
	Preliminary Protective Order	PP	34	▲	+13.3%	+4
	Detinue	DT	26	▼	-18.8%	-6
	Protective Order	PO	9	▲	+12.5%	+1
	Bond Forfeiture	BF	6	▼	-14.3%	-1
	Impoundment	IM	6	▼	-40.0%	-4
	Interrogatory	IN	5	▲	-	+5
	Show Cause	SC	4	▲	-	+4
	Abstract	AJ	1	▼	-75.0%	-3
	Petition-Restore Arms	PR	1	▲	-	+1
Motion for Judgment	MJ	0	▼	-100.0%	-1	
<b>Total</b>			<b>821</b>	<b>▲</b>	<b>4.3%</b>	<b>+34</b>
<b>Civil Commitments</b>	Temporary Detention Order	TD	25	▲	+19.0%	+4
	Emergency Custody Order	EC	16	▼	-5.9%	-1
	Mental Commitment	MC	1	▲	-	+1
	Medical Emergency Temporary Detention Order	MT	0	▼	-100.0%	-1
<b>Total</b>			<b>42</b>	<b>▲</b>	<b>7.7%</b>	<b>+3</b>
<b>GRAND TOTAL</b>			<b>4,299</b>	<b>▲</b>	<b>2.4%</b>	<b>+102</b>

**Dispositions by Major Case Category\*\***

Category	Summary	Change	% Change	Absolute Change
Felony	167	▼	+5.0%	+8
Garnishment	254	▲	+27.6%	+55
General Civil	366	▲	-3.7%	-14
Infraction/Civil Violation	2,163	▲	-3.1%	-70
Landlord /Tenant	45	▼	-23.7%	-14
Misdemeanor	930	▲	+18.8%	+147
Other	331	▲	-4.3%	-15

\* Compared to same time period as previous year  
 6/13/2024 2:02:52PM

\*\* Case Type Categories are defined in the 2017 Virginia Judicial Workload Assessment  
 Source: SCV-SQL-Information

**CPSS - GCMS CASELOAD STATISTICS OF THE GENERAL DISTRICT COURTS**  
January 2024 thru May 2024 Dispositions (Compared to January 2023 thru May 2023)

---

Protective Orders	43	▲	+13.2%	+5
<b>GRAND TOTAL</b>	<b>4,299</b>	▲	2.4%	+102

---

\* Compared to same time period as previous year  
6/13/2024 2:02:52PM

\*\* Case Type Categories are defined in the 2017 Virginia Judicial Workload Assessment  
Source: SCV-SQL-Information

2024 Overall GRAND TOTAL		Distribution of Caseload			Change*		Percentage (%) of Caseload		
<b>955</b>	+17 1.8%	<b>Criminal</b>	160	17%	1.9% ▲	+3	<b>Criminal</b>	2023 16.7%	2024 16.8%
2024	↑	<b>Traffic</b>	561	59%	-5.9% ▼	-35	<b>Traffic</b>	63.5%	58.7%
2023		<b>Civil</b>	233	24%	28.7% ▲	+52	<b>Civil</b>	19.3%	24.4%
		<b>Civil Commitments</b>	1	0%	-75.0% ▼	-3	<b>Civil Commitments</b>	0.4%	0.1%
		<b>GRAND TOTAL</b>	<b>955</b>	100%	1.8% ▲	+17	<b>GRAND TOTAL</b>	100%	100%

**Dispositions by Division & Code**

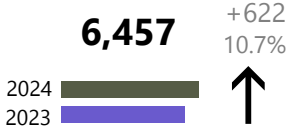
Division	Case Type Description	Code	Summary	Change	% Change	Absolute Change
<b>Criminal</b>	Misdemeanor	M	97	▲	+18.3%	+15
	Felony	F	36	▲	+50.0%	+12
	Show Cause	SC	15	▼	-42.3%	-11
	Capias	CA	7	▼	-65.0%	-13
	Civil Violation	CV	5	↔		-
	<b>Total</b>			<b>160</b>	<b>▲</b>	<b>1.9%</b>
<b>Traffic</b>	Infraction	I	454	▲	+15.5%	+61
	Misdemeanor	M	104	▼	-28.3%	-41
	Capias	CA	1	▼	-96.9%	-31
	Felony	F	1	↔		-
	Show Cause	SC	1	▼	-96.0%	-24
<b>Total</b>			<b>561</b>	<b>▼</b>	<b>-5.9%</b>	<b>-35</b>
<b>Civil</b>	Warrant in Debt	WD	117	▲	+125.0%	+65
	Garnishment	GA	52	▲	+4.0%	+2
	Other	OT	23	▲	+21.1%	+4
	Unlawful Detainer	UD	21	▼	-19.2%	-5
	Preliminary Protective Order	PP	8	▼	-33.3%	-4
	Protective Order	PO	8	▼	-42.9%	-6
	Admin License	AL	1	↔		-
	Detinue	DT	1	▼	-50.0%	-1
	Interrogatory	IN	1	▲	-	+1
	Motion for Judgment	MJ	1	▼	-50.0%	-1
	Abstract	AJ	0	▼	-100.0%	-2
	Petition-Restore Arms	PR	0	▼	-100.0%	-1
	<b>Total</b>			<b>233</b>	<b>▲</b>	<b>28.7%</b>
<b>Civil Commitments</b>	Temporary Detention Order	TD	1	▼	-50.0%	-1
	Emergency Custody Order	EC	0	▼	-100.0%	-2
	<b>Total</b>		<b>1</b>	<b>▼</b>	<b>-75.0%</b>	<b>-3</b>
<b>GRAND TOTAL</b>			<b>955</b>	<b>▲</b>	<b>1.8%</b>	<b>+17</b>

**Dispositions by Major Case Category\*\***

Category	Summary	Change	% Change	Absolute Change
Felony	37	▲	+48.0%	+12
Garnishment	53	▲	+6.0%	+3
General Civil	120	▲	+110.5%	+63
Infraction/Civil Violation	459	▲	+15.3%	+61
Landlord /Tenant	21	▼	-19.2%	-5
Misdemeanor	201	▼	-11.5%	-26
Other	48	▼	-62.8%	-81
Protective Orders	16	▼	-38.5%	-10
<b>GRAND TOTAL</b>	<b>955</b>	<b>▲</b>	<b>1.8%</b>	<b>+17</b>

\* Compared to same time period as previous year  
 6/13/2024 2:02:52PM

\*\* Case Type Categories are defined in the 2017 Virginia Judicial Workload Assessment  
 Source: SCV-SQL-Information

2024 Overall GRAND TOTAL		Distribution of Caseload			Change*		Percentage (%) of Caseload		
	<b>6,457</b>	<b>Criminal</b>	675	10%	22.5% ▲	+124	<b>Criminal</b>	2023	2024
	+622 10.7%	<b>Traffic</b>	4,906	76%	8.1% ▲	+366	<b>Traffic</b>	9.4%	10.5%
		<b>Civil</b>	825	13%	17.7% ▲	+124	<b>Civil</b>	77.8%	76.0%
		<b>Civil Commitments</b>	51	1%	18.6% ▲	+8	<b>Civil Commitments</b>	12.0%	12.8%
		<b>GRAND TOTAL</b>	<b>6,457</b>	100%	10.7% ▲	+622	<b>GRAND TOTAL</b>	0.7%	0.8%
							<b>GRAND TOTAL</b>	100%	100%

**Dispositions by Division & Code**

Division	Case Type Description	Code	Summary	Change	% Change	Absolute Change
<b>Criminal</b>	Misdemeanor	M	396	▲	+32.0%	+96
	Felony	F	135	▲	+9.8%	+12
	Show Cause	SC	70	▲	+25.0%	+14
	Capias	CA	58	▲	+5.5%	+3
	Civil Violation	CV	16	▼	-5.9%	-1
	<b>Total</b>			<b>675</b>	<b>▲</b>	<b>22.5%</b>
<b>Traffic</b>	Infraction	I	3,663	▲	+5.5%	+192
	Misdemeanor	M	1,201	▲	+16.6%	+171
	Capias	CA	18	▼	-33.3%	-9
	Show Cause	SC	17	▲	+325.0%	+13
	Felony	F	5	▼	-28.6%	-2
	Civil Violation	CV	2	▲	+100.0%	+1
	<b>Total</b>			<b>4,906</b>	<b>▲</b>	<b>8.1%</b>
<b>Civil</b>	Warrant in Debt	WD	318	▲	+47.9%	+103
	Garnishment	GA	200	▲	+22.0%	+36
	Unlawful Detainer	UD	78	▼	-29.7%	-33
	Detinue	DT	67	▲	+15.5%	+9
	Other	OT	47	▼	-2.1%	-1
	Bond Forfeiture	BF	25	▲	+19.0%	+4
	Protective Order	PO	25	▲	+78.6%	+11
	Preliminary Protective Order	PP	20	▼	-25.9%	-7
	Admin License	AL	15	▼	-21.1%	-4
	Impoundment	IM	11	▲	+83.3%	+5
	Abstract	AJ	7	▼	-12.5%	-1
	Interrogatory	IN	4	▼	-20.0%	-1
	Motion for Judgment	MJ	4	▲	+100.0%	+2
	Show Cause	SC	3	▲	+50.0%	+1
	Petition-Restore Arms	PR	1	▲	-	+1
	Tenants Assertion	TA	0	▼	-100.0%	-1
<b>Total</b>			<b>825</b>	<b>▲</b>	<b>17.7%</b>	<b>+124</b>
<b>Civil Commitments</b>	Temporary Detention Order	TD	31	▲	+19.2%	+5
	Emergency Custody Order	EC	19	▲	+11.8%	+2
	Mental Commitment	MC	1	▲	-	+1
<b>Total</b>			<b>51</b>	<b>▲</b>	<b>18.6%</b>	<b>+8</b>
<b>GRAND TOTAL</b>			<b>6,457</b>	<b>▲</b>	<b>10.7%</b>	<b>+622</b>

**Dispositions by Major Case Category\*\***

Category	Summary	Change	% Change	Absolute Change
Felony	140	▼	+7.7%	+10
Garnishment	204	▲	+20.7%	+35
General Civil	392	▲	+41.5%	+115
Infraction/Civil Violation	3,681	▲	+5.5%	+192
Landlord /Tenant	78	▼	-30.4%	-34
Misdemeanor	1,597	▲	+20.1%	+267
Other	320	▲	+11.5%	+33
Protective Orders	45	▲	+9.8%	+4
<b>GRAND TOTAL</b>	<b>6,457</b>	<b>▲</b>	<b>10.7%</b>	<b>+622</b>

\* Compared to same time period as previous year  
 6/13/2024 2:02:52PM

\*\* Case Type Categories are defined in the 2017 Virginia Judicial Workload Assessment  
 Source: SCV-SQL-Information





2024 Overall GRAND TOTAL		Distribution of Caseload			Change*		Percentage (%) of Caseload		
<b>3,794</b>	-351 -8.5%	<b>Criminal</b>	519	14%	38.0% ▲	+143	<b>Criminal</b>	2023 9.1%	2024 13.7%
2024		<b>Traffic</b>	2,503	66%	-19.4% ▼	-601	<b>Traffic</b>	74.9%	66.0%
2023		<b>Civil</b>	730	19%	17.4% ▲	+108	<b>Civil</b>	15.0%	19.2%
		<b>Civil Commitments</b>	42	1%	-2.3% ▼	-1	<b>Civil Commitments</b>	1.0%	1.1%
		<b>GRAND TOTAL</b>	<b>3,794</b>	100%	-8.5% ▼	-351	<b>GRAND TOTAL</b>	100%	100%

Dispositions by Division & Code

Division	Case Type Description	Code	Summary	Change	% Change	Absolute Change
<b>Criminal</b>	Misdemeanor	M	325	▲	+52.6%	+112
	Show Cause	SC	72	▲	+30.9%	+17
	Felony	F	69	▲	+25.5%	+14
	Capias	CA	39	▲	+2.6%	+1
	Civil Violation	CV	14	▼	-6.7%	-1
	<b>Total</b>			<b>519</b>	▲	<b>38.0%</b>
<b>Traffic</b>	Infraction	I	2,191	▼	-21.6%	-602
	Misdemeanor	M	293	▼	-2.7%	-8
	Capias	CA	12	▲	+300.0%	+9
	Show Cause	SC	5	▼	-28.6%	-2
	Civil Violation	CV	1	▲	-	+1
	Felony	F	1	▲	-	+1
<b>Total</b>			<b>2,503</b>	▼	<b>-19.4%</b>	<b>-601</b>
<b>Civil</b>	Warrant in Debt	WD	244	▲	+47.0%	+78
	Garnishment	GA	183	▲	+14.4%	+23
	Unlawful Detainer	UD	124	▲	+1.6%	+2
	Detinue	DT	69	▼	-10.4%	-8
	Other	OT	39	▼	+8.3%	+3
	Admin License	AL	31	▼	-26.2%	-11
	Preliminary Protective Order	PP	12	▲	+71.4%	+5
	Protective Order	PO	9	▼	-10.0%	-1
	Show Cause	SC	8	▲	+700.0%	+7
	Interrogatory	IN	4	▲	-	+4
	Abstract	AJ	2	▲	-	+2
	Motion for Judgment	MJ	2	▲	-	+2
	Tenants Assertion	TA	2	▲	-	+2
	Restricted Operators License	RL	1	▲	-	+1
	Impoundment	IM	0	▼	-100.0%	-1
<b>Total</b>			<b>730</b>	▲	<b>17.4%</b>	<b>+108</b>
<b>Civil Commitments</b>	Temporary Detention Order	TD	26	▼	-3.7%	-1
	Emergency Custody Order	EC	15	↔	-	-
	Medical Emergency Temporary Detention Order	MT	1	▲	-	+1
	Medical Emergency Custody Order	ME	0	▼	-100.0%	-1
<b>Total</b>			<b>42</b>	▼	<b>-2.3%</b>	<b>-1</b>
<b>GRAND TOTAL</b>			<b>3,794</b>	▼	-8.5%	-351

Dispositions by Major Case Category\*\*

Category	Summary	Change	% Change	Absolute Change
Felony	70	▲	+27.3%	+15
Garnishment	187	▲	+16.9%	+27
General Civil	315	▲	+28.6%	+70
Infraction/Civil Violation	2,206	▲	-21.4%	-602
Landlord /Tenant	126	▲	+3.3%	+4
Misdemeanor	619	▲	+20.4%	+105
Other	250	▲	+11.6%	+26
Protective Orders	21	▲	+23.5%	+4
<b>GRAND TOTAL</b>	<b>3,794</b>	▼	-8.5%	-351

\* Compared to same time period as previous year  
 6/13/2024 2:02:52PM

\*\* Case Type Categories are defined in the 2017 Virginia Judicial Workload Assessment  
 Source: SCV-SQL-Information



2024 Overall GRAND TOTAL		Distribution of Caseload			Change*		Percentage (%) of Caseload			
2024	1,361	Criminal	144	11%	35.8%	▲	+38	Criminal	8.5%	10.6%
2023	+117 9.4%	Traffic	941	69%	7.3%	▲	+64	Traffic	70.5%	69.1%
		Civil	272	20%	7.9%	▲	+20	Civil	20.3%	20.0%
		Civil Commitments	4	0%	-55.6%	▼	-5	Civil Commitments	0.7%	0.3%
		<b>GRAND TOTAL</b>	<b>1,361</b>	<b>100%</b>	<b>9.4%</b>	<b>▲</b>	<b>+117</b>	<b>GRAND TOTAL</b>	<b>100%</b>	<b>100%</b>

Dispositions by Division & Code

Division	Case Type Description	Code	Summary	Change	% Change	Absolute Change
<b>Criminal</b>	Misdemeanor	M	78	▲	+20.0%	+13
	Felony	F	36	▲	+33.3%	+9
	Capias	CA	12	▲	+140.0%	+7
	Show Cause	SC	12	▲	+300.0%	+9
	Civil Violation	CV	6	↔		-
	<b>Total</b>			<b>144</b>	<b>▲</b>	<b>35.8%</b>
<b>Traffic</b>	Infraction	I	704	▲	+7.0%	+46
	Misdemeanor	M	211	▲	+5.5%	+11
	Show Cause	SC	12	▲	+9.1%	+1
	Capias	CA	8	▲	+60.0%	+3
	Felony	F	4	▲	+33.3%	+1
	Restricted Operators License	RL	2	▲	-	+2
	<b>Total</b>			<b>941</b>	<b>▲</b>	<b>7.3%</b>
<b>Civil</b>	Warrant in Debt	WD	152	▲	+25.6%	+31
	Garnishment	GA	75	▲	+10.3%	+7
	Admin License	AL	12	▼	-25.0%	-4
	Unlawful Detainer	UD	12	▼	-33.3%	-6
	Abstract	AJ	4	↔		-
	Detinue	DT	4	▲	-	+4
	Other	OT	4	▲	-50.0%	-4
	Protective Order	PO	4	↔		-
	Impoundment	IM	2	▼	-50.0%	-2
	Preliminary Protective Order	PP	2	▼	-50.0%	-2
	Petition-Restore Arms	PR	1	▲	-	+1
	Interrogatory	IN	0	▼	-100.0%	-1
	Motion for Judgment	MJ	0	▼	-100.0%	-1
	Show Cause	SC	0	▼	-100.0%	-3
	<b>Total</b>			<b>272</b>	<b>▲</b>	<b>7.9%</b>
<b>Civil Commitments</b>	Temporary Detention Order	TD	3	▼	-40.0%	-2
	Emergency Custody Order	EC	1	▼	-75.0%	-3
	<b>Total</b>			<b>4</b>	<b>▼</b>	<b>-55.6%</b>
<b>GRAND TOTAL</b>			<b>1,361</b>	<b>▲</b>	<b>9.4%</b>	<b>+117</b>

Dispositions by Major Case Category\*\*

Category	Summary	Change	% Change	Absolute Change
Felony	40	▲	+33.3%	+10
Garnishment	75	▼	+8.7%	+6
General Civil	158	▲	+29.5%	+36
Infraction/Civil Violation	710	▲	+6.9%	+46
Landlord /Tenant	12	▼	-33.3%	-6
Misdemeanor	291	▲	+9.8%	+26
Other	69	▲	+1.5%	+1
Protective Orders	6	▼	-25.0%	-2
<b>GRAND TOTAL</b>	<b>1,361</b>	<b>▲</b>	<b>9.4%</b>	<b>+117</b>

\* Compared to same time period as previous year  
 6/13/2024 2:02:52PM

\*\* Case Type Categories are defined in the 2017 Virginia Judicial Workload Assessment  
 Source: SCV-SQL-Information

2024 Overall GRAND TOTAL		Distribution of Caseload			Change*		Percentage (%) of Caseload		
<b>5,806</b>	+829 16.7%	<b>Criminal</b>	439	8%	19.3% ▲	+71	<b>Criminal</b>	2023 7.4%	2024 7.6%
2024	↑	<b>Traffic</b>	4,230	73%	17.5% ▲	+630	<b>Traffic</b>	72.3%	72.9%
2023		<b>Civil</b>	820	14%	12.8% ▲	+93	<b>Civil</b>	14.6%	14.1%
		<b>Civil Commitments</b>	317	5%	12.4% ▲	+35	<b>Civil Commitments</b>	5.7%	5.5%
		<b>GRAND TOTAL</b>	<b>5,806</b>	100%	16.7% ▲	+829	<b>GRAND TOTAL</b>	100%	100%

Dispositions by Division & Code

Division	Case Type Description	Code	Summary	Change	% Change	Absolute Change
<b>Criminal</b>	Misdemeanor	M	256	▲	+20.8%	+44
	Felony	F	116	▲	+19.6%	+19
	Capias	CA	42	▲	+20.0%	+7
	Civil Violation	CV	14	▼	-6.7%	-1
	Show Cause	SC	11	▲	+22.2%	+2
	<b>Total</b>			<b>439</b>	<b>▲</b>	<b>19.3%</b>
<b>Traffic</b>	Infraction	I	3,024	▲	+17.4%	+449
	Misdemeanor	M	1,138	▲	+17.2%	+167
	Capias	CA	66	▲	+37.5%	+18
	Show Cause	SC	2	▼	-33.3%	-1
	Restricted Operators License	RL	0	▼	-100.0%	-3
	<b>Total</b>			<b>4,230</b>	<b>▲</b>	<b>17.5%</b>
<b>Civil</b>	Warrant in Debt	WD	333	▲	+20.2%	+56
	Garnishment	GA	294	▲	+30.1%	+68
	Unlawful Detainer	UD	96	▼	-17.2%	-20
	Other	OT	37	▼	-7.5%	-3
	Protective Order	PO	13	▲	+30.0%	+3
	Preliminary Protective Order	PP	10	▼	-33.3%	-5
	Admin License	AL	9	▼	-43.8%	-7
	Show Cause	SC	7	▼	-41.7%	-5
	Abstract	AJ	5	▲	+66.7%	+2
	Detinue	DT	4	▼	-20.0%	-1
	Motion for Judgment	MJ	4	▲	+100.0%	+2
	Impoundment	IM	3	▲	+200.0%	+2
	Interrogatory-Not	IC	3	▲	-	+3
	Petition-Restore Arms	PR	2	▼	-33.3%	-1
	Overweight	OC	0	▼	-100.0%	-1
<b>Total</b>			<b>820</b>	<b>▲</b>	<b>12.8%</b>	<b>+93</b>
<b>Civil Commitments</b>	Other	OT	172	▲	+29.3%	+39
	Mental Commitment	MC	115	▲	+12.7%	+13
	Emergency Custody Order	EC	16	▼	-65.2%	-30
	Temporary Detention Order	TD	14	▲	+1,300.0%	+13
<b>Total</b>			<b>317</b>	<b>▲</b>	<b>12.4%</b>	<b>+35</b>
<b>GRAND TOTAL</b>			<b>5,806</b>	<b>▲</b>	<b>16.7%</b>	<b>+829</b>

Dispositions by Major Case Category\*\*

Category	Summary	Change	% Change	Absolute Change
Felony	116	▲	+19.6%	+19
Garnishment	294	▲	+30.1%	+68
General Civil	343	▼	+19.1%	+55
Infraction/Civil Violation	3,038	▼	+17.3%	+447
Involuntary Civil Commitments	172	▲	+29.3%	+39
Landlord /Tenant	96	▼	-17.2%	-20
Misdemeanor	1,394	▼	+17.5%	+208
Other	330	▲	+4.8%	+15
Protective Orders	23	▼	-8.0%	-2

\* Compared to same time period as previous year  
 6/13/2024 2:02:52PM

\*\* Case Type Categories are defined in the 2017 Virginia Judicial Workload Assessment  
 Source: SCV-SQL-Information

**CPSS - GCMS CASELOAD STATISTICS OF THE GENERAL DISTRICT COURTS**  
January 2024 thru May 2024 Dispositions (Compared to January 2023 thru May 2023)

---

<i><b>GRAND TOTAL</b></i>	<b>5,806</b>	▲	16.7%	+829
---------------------------	--------------	---	-------	------

---

\* Compared to same time period as previous year  
6/13/2024 2:02:52PM

\*\* Case Type Categories are defined in the 2017 Virginia Judicial Workload Assessment  
Source: SCV-SQL-Information

2024 Overall GRAND TOTAL		Distribution of Caseload			Change*		Percentage (%) of Caseload		
<b>2,249</b>	+215 10.6%	<b>Criminal</b>	274	12%	-12.7% ▼	-40	<b>Criminal</b>	2023 15.4%	2024 12.2%
2024		<b>Traffic</b>	1,367	61%	24.2% ▲	+266	<b>Traffic</b>	54.1%	60.8%
2023		<b>Civil</b>	381	17%	2.1% ▲	+8	<b>Civil</b>	18.3%	16.9%
		<b>Civil Commitments</b>	227	10%	-7.7% ▼	-19	<b>Civil Commitments</b>	12.1%	10.1%
		<b>GRAND TOTAL</b>	<b>2,249</b>	100%	10.6% ▲	+215	<b>GRAND TOTAL</b>	100%	100%

Dispositions by Division & Code

Division	Case Type Description	Code	Summary	Change	% Change	Absolute Change
<b>Criminal</b>	Misdemeanor	M	170	▲	+5.6%	+9
	Felony	F	57	▼	-45.2%	-47
	Show Cause	SC	23	▲	+53.3%	+8
	Capias	CA	14	▼	-17.6%	-3
	Civil Violation	CV	10	▼	-41.2%	-7
	<b>Total</b>			<b>274</b>	▼	<b>-12.7%</b>
<b>Traffic</b>	Infraction	I	1,063	▲	+22.9%	+198
	Misdemeanor	M	275	▲	+32.2%	+67
	Show Cause	SC	14	▲	+7.7%	+1
	Capias	CA	12	▼	-7.7%	-1
	Felony	F	3	▲	+50.0%	+1
	<b>Total</b>			<b>1,367</b>	▲	<b>24.2%</b>
<b>Civil</b>	Warrant in Debt	WD	153	▲	+13.3%	+18
	Garnishment	GA	87	▼	-20.9%	-23
	Unlawful Detainer	UD	44	▼	-29.0%	-18
	Detinue	DT	40	▲	+90.5%	+19
	Other	OT	21	▲	+23.5%	+4
	Preliminary Protective Order	PP	9	▲	+12.5%	+1
	Protective Order	PO	8	▲	+166.7%	+5
	Admin License	AL	4	▼	-42.9%	-3
	Show Cause	SC	4	▲	-	+4
	Abstract	AJ	3	▲	-	+3
	Motion for Judgment	MJ	3	▲	+50.0%	+1
	Counter Claim	CC	2	▲	+100.0%	+1
	Impoundment	IM	2	▲	-	+2
	Interrogatory	IN	1	▼	-75.0%	-3
	Tenants Assertion	TA	0	▼	-100.0%	-3
<b>Total</b>			<b>381</b>	▲	<b>2.1%</b>	<b>+8</b>
<b>Civil Commitments</b>	Mental Commitment	MC	164	▼	-24.8%	-54
	Other	OT	42	▲	-	+42
	Temporary Detention Order	TD	15	▼	-21.1%	-4
	Emergency Custody Order	EC	6	▼	-33.3%	-3
	<b>Total</b>			<b>227</b>	▼	<b>-7.7%</b>
<b>GRAND TOTAL</b>			<b>2,249</b>	▲	10.6%	+215

Dispositions by Major Case Category\*\*

Category	Summary	Change	% Change	Absolute Change
Felony	60	▲	-43.4%	-46
Garnishment	88	▼	-22.8%	-26
General Civil	197	▲	+23.9%	+38
Infraction/Civil Violation	1,073	▼	+21.7%	+191
Involuntary Civil Commitments	42	▲	-	+42
Landlord /Tenant	44	▼	-32.3%	-21
Misdemeanor	445	▲	+20.6%	+76
Other	283	▲	-13.7%	-45
Protective Orders	17	▲	+54.5%	+6

\* Compared to same time period as previous year

\*\* Case Type Categories are defined in the 2017 Virginia Judicial Workload Assessment

**CPSS - GCMS CASELOAD STATISTICS OF THE GENERAL DISTRICT COURTS**  
January 2024 thru May 2024 Dispositions (Compared to January 2023 thru May 2023)

---

<i><b>GRAND TOTAL</b></i>	<b>2,249</b>	▲	10.6%	+215
---------------------------	--------------	---	-------	------

---

\* Compared to same time period as previous year  
6/13/2024 2:02:52PM

\*\* Case Type Categories are defined in the 2017 Virginia Judicial Workload Assessment  
Source: SCV-SQL-Information

**CPSS - GCMS CASELOAD STATISTICS OF THE GENERAL DISTRICT COURTS**

January 2024 thru May 2024 Dispositions (Compared to January 2023 thru May 2023)

2024 Overall GRAND TOTAL		Distribution of Caseload			Change*		Percentage (%) of Caseload		
<b>10,585</b>	+995 10.4%	<b>Criminal</b>	1,547	15%	55.6% ▲	+553	<b>Criminal</b>	2023 10.4%	2024 14.6%
2024	↑	<b>Traffic</b>	3,805	36%	-5.7% ▼	-230	<b>Traffic</b>	42.1%	35.9%
2023		<b>Civil</b>	3,613	34%	4.8% ▲	+166	<b>Civil</b>	35.9%	34.1%
		<b>Civil Commitments</b>	1,620	15%	45.4% ▲	+506	<b>Civil Commitments</b>	11.6%	15.3%
		<b>GRAND TOTAL</b>	<b>10,585</b>	100%	10.4% ▲	+995	<b>GRAND TOTAL</b>	100%	100%

**Dispositions by Division & Code**

Division	Case Type Description	Code	Summary	Change	% Change	Absolute Change
<b>Criminal</b>	Misdemeanor	M	804	▲	+53.1%	+279
	Felony	F	395	▲	+51.3%	+134
	Capias	CA	212	▲	+59.4%	+79
	Show Cause	SC	127	▲	+115.3%	+68
	Civil Violation	CV	9	▼	-43.8%	-7
	<b>Total</b>			<b>1,547</b>	▲	<b>55.6%</b>
<b>Traffic</b>	Infraction	I	2,455	▼	-17.0%	-504
	Misdemeanor	M	1,237	▲	+25.2%	+249
	Capias	CA	44	▲	+41.9%	+13
	Felony	F	29	▲	+16.0%	+4
	Restricted Operators License	RL	17	▲	+30.8%	+4
	Show Cause	SC	12	▲	+1,100.0%	+11
	Other	O	10	▼	-33.3%	-5
	Civil Violation	CV	1	▼	-66.7%	-2
	<b>Total</b>			<b>3,805</b>	▼	<b>-5.7%</b>
<b>Civil</b>	Unlawful Detainer	UD	1,282	▼	-13.8%	-205
	Garnishment	GA	1,155	▲	+38.0%	+318
	Warrant in Debt	WD	818	▲	+14.6%	+104
	Other	OT	104	▼	-20.6%	-27
	Bond Forfeiture	BF	54	▲	+315.4%	+41
	Preliminary Protective Order	PP	50	▲	+11.1%	+5
	Protective Order	PO	44	▲	+63.0%	+17
	Show Cause	SC	34	▼	-30.6%	-15
	Abstract	AJ	17	▼	-51.4%	-18
	Detinue	DT	17	▼	-72.1%	-44
	Motion for Judgment	MJ	13	▼	-51.9%	-14
	Interrogatory	IN	9	▲	+200.0%	+6
	Admin License	AL	7	▲	+75.0%	+3
	Tenants Assertion	TA	6	▲	+100.0%	+3
	Petition-Restore Arms	PR	2	▼	-75.0%	-6
	Counter Claim	CC	1	▼	-50.0%	-1
	Mechanic's Lien	ML	0	▼	-100.0%	-1
<b>Total</b>			<b>3,613</b>	▲	<b>4.8%</b>	<b>+166</b>
<b>Civil Commitments</b>	Mental Commitment	MC	1,093	▲	+41.8%	+322
	Other	OT	405	▲	+46.7%	+129
	Temporary Detention Order	TD	80	▲	+66.7%	+32
	Emergency Custody Order	EC	40	▲	+110.5%	+21
	Medical Emergency Temporary Detention Order	MT	2	▲	-	+2
<b>Total</b>			<b>1,620</b>	▲	<b>45.4%</b>	<b>+506</b>
<b>GRAND TOTAL</b>			<b>10,585</b>	▲	10.4%	+995

**Dispositions by Major Case Category\*\***

Category	Summary	Change	% Change	Absolute Change
Felony	424	▲	+48.3%	+138
Garnishment	1,164	▲	+38.6%	+324
General Civil	861	▼	+2.0%	+17
Infraction/Civil Violation	2,475	▼	-17.3%	-518
Involuntary Civil Commitments	405	▲	+46.7%	+129

\* Compared to same time period as previous year

\*\* Case Type Categories are defined in the 2017 Virginia Judicial Workload Assessment



**CPSS - GCMS CASELOAD STATISTICS OF THE GENERAL DISTRICT COURTS**  
 January 2024 thru May 2024 Dispositions (Compared to January 2023 thru May 2023)

Landlord /Tenant	1,288	▲	-13.6%	-202
Misdemeanor	2,058	▲	+34.9%	+532
Other	1,816	▲	+43.8%	+553
Protective Orders	94	▲	+30.6%	+22
<b>GRAND TOTAL</b>	<b>10,585</b>	▲	10.4%	+995

\* Compared to same time period as previous year  
 6/13/2024 2:02:52PM

\*\* Case Type Categories are defined in the 2017 Virginia Judicial Workload Assessment  
 Source: SCV-SQL-Information

2024 Overall GRAND TOTAL		Distribution of Caseload			Change*		Percentage (%) of Caseload			
<b>2,206</b>	+525 31.2%	<b>Criminal</b>	241	11%	-9.7%	▼	-26	<b>Criminal</b>	2023 15.9%	2024 10.9%
2024	↑	<b>Traffic</b>	1,523	69%	44.6%	▲	+470	<b>Traffic</b>	62.6%	69.0%
2023		<b>Civil</b>	438	20%	26.6%	▲	+92	<b>Civil</b>	20.6%	19.9%
		<b>Civil Commitments</b>	4	0%	-73.3%	▼	-11	<b>Civil Commitments</b>	0.9%	0.2%
		<b>GRAND TOTAL</b>	<b>2,206</b>	100%	31.2%	▲	+525	<b>GRAND TOTAL</b>	100%	100%

Dispositions by Division & Code

Division	Case Type Description	Code	Summary	Change	% Change	Absolute Change
<b>Criminal</b>	Misdemeanor	M	120	▼	-25.0%	-40
	Felony	F	73	▲	+92.1%	+35
	Show Cause	SC	20	▼	-45.9%	-17
	Capias	CA	15	▼	-25.0%	-5
	Civil Violation	CV	13	▲	+8.3%	+1
	<b>Total</b>			<b>241</b>	▼	<b>-9.7%</b>
<b>Traffic</b>	Infraction	I	1,243	▲	+48.7%	+407
	Misdemeanor	M	251	▲	+28.1%	+55
	Capias	CA	13	▲	+62.5%	+5
	Show Cause	SC	13	▲	+8.3%	+1
	Felony	F	3	▲	+200.0%	+2
	<b>Total</b>			<b>1,523</b>	▲	<b>44.6%</b>
<b>Civil</b>	Warrant in Debt	WD	261	▲	+86.4%	+121
	Garnishment	GA	82	▼	-7.9%	-7
	Unlawful Detainer	UD	25	▼	-10.7%	-3
	Admin License	AL	17	↔		-
	Impoundment	IM	14	▲	+16.7%	+2
	Preliminary Protective Order	PP	11	▲	+120.0%	+6
	Other	OT	10	▲	+42.9%	+3
	Protective Order	PO	10	▲	+42.9%	+3
	Detinue	DT	3	▲	+200.0%	+2
	Abstract	AJ	2	▼	-33.3%	-1
	Motion for Judgment	MJ	1	▼	-75.0%	-3
	Show Cause	SC	1	▲	-	+1
	Tenants Assertion	TA	1	▲	-	+1
	Petition-Restore Arms	PR	0	▼	-100.0%	-1
	Zoning Violation	ZO	0	▼	-100.0%	-32
	<b>Total</b>			<b>438</b>	▲	<b>26.6%</b>
<b>Civil Commitments</b>	Temporary Detention Order	TD	3	▼	-70.0%	-7
	Emergency Custody Order	EC	1	▼	-66.7%	-2
	Other	OT	0	▼	-100.0%	-2
<b>Total</b>			<b>4</b>	▼	<b>-73.3%</b>	<b>-11</b>
<b>GRAND TOTAL</b>			<b>2,206</b>	▲	31.2%	+525

Dispositions by Major Case Category\*\*

Category	Summary	Change	% Change	Absolute Change
Felony	76	▲	+94.9%	+37
Garnishment	82	▼	-7.9%	-7
General Civil	266	▲	+82.2%	+120
Infraction/Civil Violation	1,256	▲	+48.1%	+408
Involuntary Civil Commitments	0	▼	-100.0%	-2
Landlord /Tenant	26	▲	-7.1%	-2
Misdemeanor	371	▼	-4.4%	-17
Other	108	▲	-16.3%	-21
Protective Orders	21	▲	+75.0%	+9
<b>GRAND TOTAL</b>	<b>2,206</b>	▲	31.2%	+525

\* Compared to same time period as previous year

\*\* Case Type Categories are defined in the 2017 Virginia Judicial Workload Assessment



2024 Overall GRAND TOTAL		Distribution of Caseload			Change*		Percentage (%) of Caseload		
<b>33,493</b>	-2,846 -7.8%	<b>Criminal</b>	4,961	15%	-3.1% ▼	-161	<b>Criminal</b>	2023 14.1%	2024 14.8%
2024		<b>Traffic</b>	13,409	40%	-24.8% ▼	-4,431	<b>Traffic</b>	49.1%	40.0%
2023		<b>Civil</b>	14,930	45%	13.6% ▲	+1,784	<b>Civil</b>	36.2%	44.6%
		<b>Civil Commitments</b>	193	1%	-16.5% ▼	-38	<b>Civil Commitments</b>	0.6%	0.6%
		<b>GRAND TOTAL</b>	<b>33,493</b>	100%	-7.8% ▼	-2,846	<b>GRAND TOTAL</b>	100%	100%

Dispositions by Division & Code

Division	Case Type Description	Code	Summary	Change	% Change	Absolute Change
<b>Criminal</b>	Misdemeanor	M	2,532	▲	+2.4%	+59
	Felony	F	1,459	▼	-9.4%	-151
	Capias	CA	701	▼	-7.6%	-58
	Show Cause	SC	223	▲	+15.5%	+30
	Civil Violation	CV	37	▼	-54.3%	-44
	Motion	MO	8	▲	+33.3%	+2
	Restricted Operators License	RL	1	▲	-	+1
	<b>Total</b>			<b>4,961</b>	▼	<b>-3.1%</b>
<b>Traffic</b>	Infraction	I	7,423	▼	-29.9%	-3,160
	Misdemeanor	M	4,887	▼	-18.0%	-1,072
	Capias	CA	482	▼	-23.1%	-145
	Show Cause	SC	290	▲	+3.6%	+10
	Felony	F	152	▲	+10.1%	+14
	Motion	MO	76	▼	-32.1%	-36
	Civil Violation	CV	63	▼	-42.7%	-47
	Restricted Operators License	RL	36	▲	+20.0%	+6
	Other	O	0	▼	-100.0%	-1
<b>Total</b>			<b>13,409</b>	▼	<b>-24.8%</b>	<b>-4,431</b>
<b>Civil</b>	Warrant in Debt	WD	6,333	▲	+40.5%	+1,826
	Garnishment	GA	3,741	▲	+0.8%	+29
	Unlawful Detainer	UD	3,174	▲	+1.2%	+38
	Other	OT	387	▲	+0.5%	+2
	Preliminary Protective Order	PP	226	▼	-1.3%	-3
	Admin License	AL	221	▼	-28.9%	-90
	Protective Order	PO	216	↔	-	-
	Show Cause	SC	194	▲	+16.9%	+28
	Motion for Judgment	MJ	98	▲	+18.1%	+15
	Interrogatory	IN	84	▲	+40.0%	+24
	Abstract	AJ	82	▼	-28.1%	-32
	Impoundment	IM	47	▲	+62.1%	+18
	Bond Forfeiture	BF	37	▼	-54.9%	-45
	Detinue	DT	35	▼	-30.0%	-15
	Interrogatory-Not	IC	20	▼	-13.0%	-3
	Counter Claim	CC	11	▼	-8.3%	-1
	Tenants Assertion	TA	10	▲	+11.1%	+1
	Capias	CA	5	▼	-64.3%	-9
	Petition-Restore Arms	PR	5	▼	-37.5%	-3
	Cross Claim	CR	1	▲	-	+1
Mechanic's Lien	ML	1	▲	-	+1	
Petition to Require Blood Test	BT	1	▲	-	+1	
Third Party Claim	TH	1	▲	-	+1	
<b>Total</b>			<b>14,930</b>	▲	<b>13.6%</b>	<b>+1,784</b>
<b>Civil Commitments</b>	Temporary Detention Order	TD	141	▼	-9.0%	-14
	Emergency Custody Order	EC	48	▼	-34.2%	-25
	Medical Emergency Temporary Detention Order	MT	2	▲	+100.0%	+1
	Mental Commitment	MC	2	▲	-	+2
	Medical Emergency Custody Order	ME	0	▼	-100.0%	-2
<b>Total</b>			<b>193</b>	▼	<b>-16.5%</b>	<b>-38</b>
<b>GRAND TOTAL</b>			<b>33,493</b>	▼	-7.8%	-2,846

\* Compared to same time period as previous year

\*\* Case Type Categories are defined in the 2017 Virginia Judicial Workload Assessment

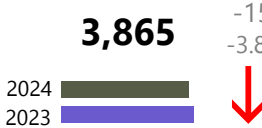
**CPSS - GCMS CASELOAD STATISTICS OF THE GENERAL DISTRICT COURTS**  
 January 2024 thru May 2024 Dispositions (Compared to January 2023 thru May 2023)

**Dispositions by Major Case Category\*\***

Category	Summary	Change	% Change	Absolute Change
Felony	1,611	▲	-7.8%	-137
Garnishment	3,825	▲	+1.4%	+53
General Civil	6,577	▲	+39.0%	+1,844
Infraction/Civil Violation	7,523	▼	-30.2%	-3,252
Landlord /Tenant	3,184	▲	+1.2%	+39
Misdemeanor	7,456	▲	-11.9%	-1,006
Other	2,875	▲	-11.8%	-384
Protective Orders	442	▼	-0.7%	-3
<b>GRAND TOTAL</b>	<b>33,493</b>	▼	-7.8%	-2,846

\* Compared to same time period as previous year  
 6/13/2024 2:02:52PM

\*\* Case Type Categories are defined in the 2017 Virginia Judicial Workload Assessment  
 Source: SCV-SQL-Information

2024 Overall GRAND TOTAL		Distribution of Caseload			Change*		Percentage (%) of Caseload		
<b>3,865</b>	-153 -3.8%	<b>Criminal</b>	1,040	27%	5.4% ▲	+53	<b>Criminal</b>	2023 24.6%	2024 26.9%
		<b>Traffic</b>	1,667	43%	-11.9% ▼	-226	<b>Traffic</b>	47.1%	43.1%
		<b>Civil</b>	1,130	29%	0.9% ▲	+10	<b>Civil</b>	27.9%	29.2%
		<b>Civil Commitments</b>	28	1%	55.6% ▲	+10	<b>Civil Commitments</b>	0.4%	0.7%
		<b>GRAND TOTAL</b>	<b>3,865</b>	100%	-3.8% ▼	-153	<b>GRAND TOTAL</b>	100%	100%

**Dispositions by Division & Code**

Division	Case Type Description	Code	Summary	Change	% Change	Absolute Change
<b>Criminal</b>	Misdemeanor	M	514	▼	-6.4%	-35
	Felony	F	278	▲	+27.5%	+60
	Capias	CA	170	▲	+8.3%	+13
	Show Cause	SC	56	▲	+24.4%	+11
	Civil Violation	CV	22	▲	+22.2%	+4
	<b>Total</b>			<b>1,040</b>	<b>▲</b>	<b>5.4%</b>
<b>Traffic</b>	Infraction	I	1,133	▼	-19.9%	-281
	Misdemeanor	M	466	▲	+6.2%	+27
	Capias	CA	43	▲	+65.4%	+17
	Show Cause	SC	15	▲	+66.7%	+6
	Felony	F	9	▲	+800.0%	+8
	Other	O	1	↔		-
	Civil Violation	CV	0	▼	-100.0%	-2
	Restricted Operators License	RL	0	▼	-100.0%	-1
<b>Total</b>			<b>1,667</b>	<b>▼</b>	<b>-11.9%</b>	<b>-226</b>
<b>Civil</b>	Warrant in Debt	WD	462	▲	+4.1%	+18
	Garnishment	GA	292	↔		-
	Unlawful Detainer	UD	229	▲	+0.4%	+1
	Detinue	DT	31	▲	+47.6%	+10
	Other	OT	27	▼	-12.9%	-4
	Admin License	AL	25	▼	-7.4%	-2
	Preliminary Protective Order	PP	12	▼	-29.4%	-5
	Motion for Judgment	MJ	11	▲	+57.1%	+4
	Protective Order	PO	10	▼	-37.5%	-6
	Abstract	AJ	7	▼	-41.7%	-5
	Show Cause	SC	7	▼	-41.7%	-5
	Bond Forfeiture	BF	6	▼	-14.3%	-1
	Interrogatory	IN	4	▲	-	+4
	Impoundment	IM	3	▼	-40.0%	-2
	Counter Claim	CC	1	▲	-	+1
	Interrogatory-Not	IC	1	▲	-	+1
Petition-Restore Arms	PR	1	▲	-	+1	
Tenants Assertion	TA	1	↔		-	
<b>Total</b>			<b>1,130</b>	<b>▲</b>	<b>0.9%</b>	<b>+10</b>
<b>Civil Commitments</b>	Temporary Detention Order	TD	17	▲	+54.5%	+6
	Emergency Custody Order	EC	11	▲	+57.1%	+4
<b>Total</b>			<b>28</b>	<b>▲</b>	<b>55.6%</b>	<b>+10</b>
<b>GRAND TOTAL</b>			<b>3,865</b>	<b>▼</b>	<b>-3.8%</b>	<b>-153</b>

**Dispositions by Major Case Category\*\***

Category	Summary	Change	% Change	Absolute Change
Felony	287	▲	+31.1%	+68
Garnishment	296	▲	+1.4%	+4
General Civil	506	▲	+7.0%	+33
Infraction/Civil Violation	1,156	▼	-19.4%	-279
Landlord /Tenant	230	▲	+0.4%	+1
Misdemeanor	980	▼	-0.9%	-9
Other	388	▲	+11.5%	+40

\* Compared to same time period as previous year

\*\* Case Type Categories are defined in the 2017 Virginia Judicial Workload Assessment

**CPSS - GCMS CASELOAD STATISTICS OF THE GENERAL DISTRICT COURTS**  
January 2024 thru May 2024 Dispositions (Compared to January 2023 thru May 2023)

---

Protective Orders	22	▼	-33.3%	-11
<b>GRAND TOTAL</b>	<b>3,865</b>	▼	-3.8%	-153

---

\* Compared to same time period as previous year  
6/13/2024 2:02:52PM

\*\* Case Type Categories are defined in the 2017 Virginia Judicial Workload Assessment  
Source: SCV-SQL-Information

2024 Overall GRAND TOTAL		Distribution of Caseload			Change*		Percentage (%) of Caseload		
<b>37,565</b>	+7,240 23.9%	<b>Criminal</b>	3,987	11%	-0.9% ▼	-35	<b>Criminal</b>	2023 13.3%	2024 10.6%
2024	↑	<b>Traffic</b>	13,161	35%	50.6% ▲	+4,424	<b>Traffic</b>	28.8%	35.0%
2023		<b>Civil</b>	19,097	51%	16.2% ▲	+2,668	<b>Civil</b>	54.2%	50.8%
		<b>Civil Commitments</b>	1,320	4%	16.1% ▲	+183	<b>Civil Commitments</b>	3.7%	3.5%
		<b>GRAND TOTAL</b>	<b>37,565</b>	100%	23.9% ▲	+7,240	<b>GRAND TOTAL</b>	100%	100%

**Dispositions by Division & Code**

Division	Case Type Description	Code	Summary	Change	% Change	Absolute Change
<b>Criminal</b>	Misdemeanor	M	2,192	▼	-1.1%	-25
	Felony	F	1,076	▼	-3.4%	-38
	Capias	CA	549	▲	+34.2%	+140
	Show Cause	SC	122	▼	-10.3%	-14
	Civil Violation	CV	46	▼	-68.5%	-100
	Restricted Operators License	RL	2	▲	-	+2
	<b>Total</b>			<b>3,987</b>	▼	<b>-0.9%</b>
<b>Traffic</b>	Infraction	I	9,642	▲	+72.5%	+4,053
	Misdemeanor	M	3,026	▼	+18.3%	+469
	Other	O	200	▼	-48.2%	-186
	Capias	CA	126	▼	+27.3%	+27
	Felony	F	74	▲	+76.2%	+32
	Show Cause	SC	69	▲	+68.3%	+28
	Restricted Operators License	RL	24	▲	+4.3%	+1
<b>Total</b>			<b>13,161</b>	▲	<b>50.6%</b>	<b>+4,424</b>
<b>Civil</b>	Warrant in Debt	WD	6,428	▼	+38.0%	+1,769
	Unlawful Detainer	UD	5,718	▲	+1.2%	+67
	Garnishment	GA	5,290	▲	+21.5%	+935
	Other	OT	537	▼	-14.9%	-94
	Motion for Judgment	MJ	265	▼	+1.5%	+4
	Preliminary Protective Order	PP	226	▲	+11.3%	+23
	Show Cause	SC	199	▲	+3.6%	+7
	Detinue	DT	139	▼	+11.2%	+14
	Interrogatory	IN	83	▲	+88.6%	+39
	Protective Order	PO	63	▼	+46.5%	+20
	Abstract	AJ	49	▼	-67.1%	-100
	Tenants Assertion	TA	41	▼	-14.6%	-7
	Counter Claim	CC	24	▲	+33.3%	+6
	Capias	CA	11	▲	+175.0%	+7
	Admin License	AL	9	▼	-67.9%	-19
	Petition-Restore Arms	PR	7	▲	+16.7%	+1
	Impoundment	IM	3	▲	-	+3
	Interrogatory-Not	IC	2	▼	-71.4%	-5
	Cross Claim	CR	1	▲	-	+1
	Mechanic's Lien	ML	1	▲	-	+1
	Third Party Claim	TH	1	▲	-	+1
Bond Forfeiture	BF	0	▼	-100.0%	-3	
Restricted Operators License	RL	0	▼	-100.0%	-2	
<b>Total</b>			<b>19,097</b>	▲	<b>16.2%</b>	<b>+2,668</b>
<b>Civil Commitments</b>	Mental Commitment	MC	704	▲	+13.7%	+85
	Temporary Detention Order	TD	544	▲	+18.5%	+85
	Emergency Custody Order	EC	72	▲	+22.0%	+13
	<b>Total</b>			<b>1,320</b>	▲	<b>16.1%</b>
<b>GRAND TOTAL</b>			<b>37,565</b>	▲	23.9%	+7,240

\* Compared to same time period as previous year  
 6/13/2024 2:02:52PM

\*\* Case Type Categories are defined in the 2017 Virginia Judicial Workload Assessment  
 Source: SCV-SQL-Information



**Dispositions by Major Case Category\*\***

Category	Summary	Change	% Change	Absolute Change
Felony	1,150	▼	-0.5%	-6
Garnishment	5,373	▲	+22.1%	+974
General Civil	7,084	▲	+31.6%	+1,700
Infraction/Civil Violation	9,888	▼	+61.5%	+3,767
Landlord /Tenant	5,759	▼	+1.1%	+60
Misdemeanor	5,244	▲	+9.3%	+445
Other	2,778	▲	+10.2%	+257
Protective Orders	289	▼	+17.5%	+43
<b>GRAND TOTAL</b>	<b>37,565</b>	▲	23.9%	+7,240

\* Compared to same time period as previous year  
 6/13/2024 2:02:52PM

\*\* Case Type Categories are defined in the 2017 Virginia Judicial Workload Assessment  
 Source: SCV-SQL-Information

2024 Overall GRAND TOTAL		Distribution of Caseload			Change*		Percentage (%) of Caseload		
<b>46,422</b>	+4,861 11.7%	<b>Criminal</b>	5,850	13%	12.8% ▲	+663	<b>Criminal</b>	2023 12.5%	2024 12.6%
2024		<b>Traffic</b>	23,917	52%	12.8% ▲	+2,705	<b>Traffic</b>	51.0%	51.5%
2023		<b>Civil</b>	16,185	35%	10.6% ▲	+1,551	<b>Civil</b>	35.2%	34.9%
		<b>Civil Commitments</b>	470	1%	-11.0% ▼	-58	<b>Civil Commitments</b>	1.3%	1.0%
		<b>GRAND TOTAL</b>	<b>46,422</b>	100%	11.7% ▲	+4,861	<b>GRAND TOTAL</b>	100%	100%

**Dispositions by Division & Code**

Division	Case Type Description	Code	Summary	Change	% Change	Absolute Change	
<b>Criminal</b>	Misdemeanor	M	2,962	▲	+13.8%	+360	
	Felony	F	1,666	▲	+6.3%	+99	
	Capias	CA	911	▲	+31.6%	+219	
	Show Cause	SC	241	▼	-8.0%	-21	
	Civil Violation	CV	70	▲	+9.4%	+6	
	<b>Total</b>			<b>5,850</b>	<b>▲</b>	<b>12.8%</b>	<b>+663</b>
<b>Traffic</b>	Infraction	I	18,250	▲	+10.9%	+1,801	
	Misdemeanor	M	5,311	▲	+19.5%	+868	
	Capias	CA	205	▲	+19.9%	+34	
	Show Cause	SC	65	▲	+8.3%	+5	
	Felony	F	59	▼	-11.9%	-8	
	Restricted Operators License	RL	27	▲	+35.0%	+7	
	Civil Violation	CV	0	▼	-100.0%	-2	
	<b>Total</b>			<b>23,917</b>	<b>▲</b>	<b>12.8%</b>	<b>+2,705</b>
<b>Civil</b>	Warrant in Debt	WD	6,040	▲	+21.3%	+1,059	
	Unlawful Detainer	UD	4,599	▲	+5.5%	+239	
	Garnishment	GA	4,259	▲	+5.9%	+237	
	Admin License	AL	210	▲	+18.6%	+33	
	Preliminary Protective Order	PP	178	▲	+12.7%	+20	
	Protective Order	PO	145	▲	+17.9%	+22	
	Other	OT	134	▼	-17.8%	-29	
	Motion for Judgment	MJ	133	▲	+15.7%	+18	
	Abstract	AJ	123	▼	-23.1%	-37	
	Detinue	DT	116	▲	+12.6%	+13	
	Interrogatory	IN	59	▲	+25.5%	+12	
	Show Cause	SC	52	▼	-27.8%	-20	
	Impoundment	IM	35	▲	+12.9%	+4	
	Bond Forfeiture	BF	23	▼	-36.1%	-13	
	Tenants Assertion	TA	21	▼	-30.0%	-9	
	Overweight	OC	15	▲	+66.7%	+6	
	Counter Claim	CC	14	▼	-33.3%	-7	
	Interrogatory-Not	IC	14	▲	+27.3%	+3	
	Petition-Restore Arms	PR	8	▼	-11.1%	-1	
	Restricted Operators License	RL	3	▲	+50.0%	+1	
	Capias	CA	2	↔	-	-	
	Cross Claim	CR	1	▲	-	+1	
	Emergency Substantial Risk Order	SR	1	▲	-	+1	
	Motor Carrier	MC	0	▼	-100.0%	-1	
	Third Party Claim	TH	0	▼	-100.0%	-1	
	<b>Total</b>			<b>16,185</b>	<b>▲</b>	<b>10.6%</b>	<b>+1,551</b>
	<b>Civil Commitments</b>	Temporary Detention Order	TD	266	▲	+3.1%	+8
Mental Commitment		MC	168	▼	-18.4%	-38	
Emergency Custody Order		EC	23	▼	-23.3%	-7	
Other		OT	6	▼	-78.6%	-22	
Medical Emergency Temporary Detention Order		MT	4	▼	-33.3%	-2	
Medical Emergency Custody Order		ME	3	▲	-	+3	
<b>Total</b>			<b>470</b>	<b>▼</b>	<b>-11.0%</b>	<b>-58</b>	
<b>GRAND TOTAL</b>			<b>46,422</b>	<b>▲</b>	<b>11.7%</b>	<b>+4,861</b>	

\* Compared to same time period as previous year

\*\* Case Type Categories are defined in the 2017 Virginia Judicial Workload Assessment

**CPSS - GCMS CASELOAD STATISTICS OF THE GENERAL DISTRICT COURTS**  
 January 2024 thru May 2024 Dispositions (Compared to January 2023 thru May 2023)

**Dispositions by Major Case Category\*\***

Category	Summary	Change	% Change	Absolute Change
Felony	1,725	▼	+5.6%	+91
Garnishment	4,318	▲	+6.1%	+249
General Civil	6,326	▲	+20.9%	+1,092
Infraction/Civil Violation	18,335	▼	+11.0%	+1,810
Involuntary Civil Commitments	6	▼	-78.6%	-22
Landlord /Tenant	4,620	▼	+5.2%	+230
Misdemeanor	8,303	▲	+17.5%	+1,236
New to Workload Study	1	▲	-	+1
Other	2,465	▲	+5.7%	+132
Protective Orders	323	▲	+14.9%	+42
<b>GRAND TOTAL</b>	<b>46,422</b>	▲	11.7%	+4,861

\* Compared to same time period as previous year  
 6/13/2024 2:02:52PM

\*\* Case Type Categories are defined in the 2017 Virginia Judicial Workload Assessment  
 Source: SCV-SQL-Information

2024 Overall GRAND TOTAL		Distribution of Caseload			Change*		Percentage (%) of Caseload		
<p>2024 <b>4,377</b></p> <p>2023 <b>4,313</b></p> <p>+64 1.5%</p>	<b>Criminal</b>	667	15%	63.5% ▲	+259	<b>Criminal</b>	2023 9.5%	2024 15.2%	
	<b>Traffic</b>	2,844	65%	-10.0% ▼	-315	<b>Traffic</b>	73.2%	65.0%	
	<b>Civil</b>	833	19%	17.2% ▲	+122	<b>Civil</b>	16.5%	19.0%	
	<b>Civil Commitments</b>	33	1%	-5.7% ▼	-2	<b>Civil Commitments</b>	0.8%	0.8%	
	<b>GRAND TOTAL</b>	<b>4,377</b>	100%	1.5% ▲	+64	<b>GRAND TOTAL</b>	100%	100%	

Dispositions by Division & Code

Division	Case Type Description	Code	Summary	Change	% Change	Absolute Change
<b>Criminal</b>	Misdemeanor	M	397	▲	+58.2%	+146
	Felony	F	126	▲	+15.6%	+17
	Capias	CA	109	▲	+354.2%	+85
	Civil Violation	CV	19	▲	+26.7%	+4
	Show Cause	SC	16	▲	+77.8%	+7
	<b>Total</b>			<b>667</b>	<b>▲</b>	<b>63.5%</b>
<b>Traffic</b>	Infraction	I	2,183	▼	-17.3%	-456
	Misdemeanor	M	561	▲	+16.4%	+79
	Capias	CA	83	▲	+207.4%	+56
	Felony	F	10	▲	+150.0%	+6
	Show Cause	SC	6	▼	-14.3%	-1
	Civil Violation	CV	1	▲	-	+1
	<b>Total</b>			<b>2,844</b>	<b>▼</b>	<b>-10.0%</b>
<b>Civil</b>	Warrant in Debt	WD	464	▲	+34.1%	+118
	Garnishment	GA	202	▲	+7.4%	+14
	Unlawful Detainer	UD	61	▼	-14.1%	-10
	Other	OT	35	▲	+25.0%	+7
	Admin License	AL	17	▼	-5.6%	-1
	Preliminary Protective Order	PP	12	▼	-36.8%	-7
	Protective Order	PO	12	↔	-	-
	Abstract	AJ	9	▲	+50.0%	+3
	Interrogatory	IN	7	▲	+75.0%	+3
	Show Cause	SC	7	▼	-12.5%	-1
	Detinue	DT	5	▲	+25.0%	+1
	Capias	CA	1	▲	-	+1
	Petition-Restore Arms	PR	1	▲	-	+1
	Counter Claim	CC	0	▼	-100.0%	-1
	Impoundment	IM	0	▼	-100.0%	-5
	Overweight	OC	0	▼	-100.0%	-1
	<b>Total</b>			<b>833</b>	<b>▲</b>	<b>17.2%</b>
<b>Civil Commitments</b>	Temporary Detention Order	TD	27	▲	+12.5%	+3
	Emergency Custody Order	EC	6	▼	-45.5%	-5
	<b>Total</b>		<b>33</b>	<b>▼</b>	<b>-5.7%</b>	<b>-2</b>
<b>GRAND TOTAL</b>			<b>4,377</b>	<b>▲</b>	<b>1.5%</b>	<b>+64</b>

Dispositions by Major Case Category\*\*

Category	Summary	Change	% Change	Absolute Change
Felony	136	▲	+20.4%	+23
Garnishment	209	▲	+8.9%	+17
General Civil	471	▲	+34.6%	+121
Infraction/Civil Violation	2,203	▲	-17.0%	-452
Landlord /Tenant	61	▼	-14.1%	-10
Misdemeanor	958	▲	+30.7%	+225
Other	315	▲	+87.5%	+147
Protective Orders	24	▼	-22.6%	-7
<b>GRAND TOTAL</b>	<b>4,377</b>	<b>▲</b>	<b>1.5%</b>	<b>+64</b>

\* Compared to same time period as previous year  
 6/13/2024 2:02:52PM

\*\* Case Type Categories are defined in the 2017 Virginia Judicial Workload Assessment  
 Source: SCV-SQL-Information



2024 Overall GRAND TOTAL		Distribution of Caseload			Change*		Percentage (%) of Caseload			
<b>2,773</b>	+113 4.2%	<b>Criminal</b>	193	7%	-12.3%	▼	-27	<b>Criminal</b>	2023: 8.3%	2024: 7.0%
2024	↑	<b>Traffic</b>	2,166	78%	5.3%	▲	+109	<b>Traffic</b>	77.3%	78.1%
2023		<b>Civil</b>	404	15%	6.6%	▲	+25	<b>Civil</b>	14.2%	14.6%
		<b>Civil Commitments</b>	10	0%	150.0%	▲	+6	<b>Civil Commitments</b>	0.2%	0.4%
		<b>GRAND TOTAL</b>	<b>2,773</b>	100%	4.2%	▲	+113	<b>GRAND TOTAL</b>	100%	100%

**Dispositions by Division & Code**

Division	Case Type Description	Code	Summary	Change	% Change	Absolute Change
<b>Criminal</b>	Misdemeanor	M	150	▲	+4.9%	+7
	Felony	F	25	▼	-53.7%	-29
	Capias	CA	6	▼	-40.0%	-4
	Civil Violation	CV	6	▼	-14.3%	-1
	Show Cause	SC	6	↔		-
	<b>Total</b>			<b>193</b>	▼	<b>-12.3%</b>
<b>Traffic</b>	Infraction	I	1,871	▲	+5.7%	+101
	Misdemeanor	M	284	▲	+4.8%	+13
	Show Cause	SC	5	▲	+150.0%	+3
	Capias	CA	3	↔		-
	Felony	F	2	▼	-80.0%	-8
	Civil Violation	CV	1	↔		-
	<b>Total</b>			<b>2,166</b>	▲	<b>5.3%</b>
<b>Civil</b>	Warrant in Debt	WD	134	▲	+31.4%	+32
	Garnishment	GA	102	▲	+29.1%	+23
	Detinue	DT	68	▲	+9.7%	+6
	Unlawful Detainer	UD	46	▼	-20.7%	-12
	Other	OT	23	▼	-41.0%	-16
	Impoundment	IM	9	↔		-
	Admin License	AL	8	▲	+166.7%	+5
	Protective Order	PO	8	▲	+14.3%	+1
	Abstract	AJ	3	▲	+200.0%	+2
	Show Cause	SC	2	▼	-87.5%	-14
	Interrogatory	IN	1	▲	-	+1
	Preliminary Protective Order	PP	0	▼	-100.0%	-3
	<b>Total</b>			<b>404</b>	▲	<b>6.6%</b>
<b>Civil Commitments</b>	Emergency Custody Order	EC	5	▲	+400.0%	+4
	Temporary Detention Order	TD	5	▲	+66.7%	+2
	<b>Total</b>			<b>10</b>	▲	<b>150.0%</b>
<b>GRAND TOTAL</b>			<b>2,773</b>	▲	4.2%	+113

**Dispositions by Major Case Category\*\***

Category	Summary	Change	% Change	Absolute Change
Felony	27	▼	-57.8%	-37
Garnishment	103	▲	+30.4%	+24
General Civil	207	▼	+11.3%	+21
Infraction/Civil Violation	1,878	▼	+5.6%	+100
Landlord /Tenant	46	▼	-20.7%	-12
Misdemeanor	434	▲	+4.8%	+20
Other	70	▲	-1.4%	-1
Protective Orders	8	▼	-20.0%	-2
<b>GRAND TOTAL</b>	<b>2,773</b>	▲	4.2%	+113

\* Compared to same time period as previous year  
 6/13/2024 2:02:52PM

\*\* Case Type Categories are defined in the 2017 Virginia Judicial Workload Assessment  
 Source: SCV-SQL-Information

2024 Overall GRAND TOTAL		Distribution of Caseload			Change*		Percentage (%) of Caseload		
<b>7,680</b>	+160 2.1%	<b>Criminal</b>	1,343	17%	14.8% ▲	+173	<b>Criminal</b>	2023 15.6%	2024 17.5%
2024	↑	<b>Traffic</b>	3,061	40%	-11.8% ▼	-409	<b>Traffic</b>	46.1%	39.9%
2023		<b>Civil</b>	2,779	36%	18.0% ▲	+423	<b>Civil</b>	31.3%	36.2%
		<b>Civil Commitments</b>	497	6%	-5.2% ▼	-27	<b>Civil Commitments</b>	7.0%	6.5%
		<b>GRAND TOTAL</b>	<b>7,680</b>	100%	2.1% ▲	+160	<b>GRAND TOTAL</b>	100%	100%

**Dispositions by Division & Code**

Division	Case Type Description	Code	Summary	Change	% Change	Absolute Change
<b>Criminal</b>	Misdemeanor	M	878	▲	+26.7%	+185
	Felony	F	290	▼	-2.4%	-7
	Capias	CA	99	▲	+2.1%	+2
	Show Cause	SC	41	▼	-24.1%	-13
	Civil Violation	CV	35	▲	+20.7%	+6
	<b>Total</b>			<b>1,343</b>	<b>▲</b>	<b>14.8%</b>
<b>Traffic</b>	Infraction	I	2,371	▼	-17.6%	-507
	Misdemeanor	M	626	▲	+12.8%	+71
	Capias	CA	37	▲	+32.1%	+9
	Felony	F	18	▲	+800.0%	+16
	Show Cause	SC	5	↔		-
	Restricted Operators License	RL	4	▲	+100.0%	+2
	<b>Total</b>			<b>3,061</b>	<b>▼</b>	<b>-11.8%</b>
<b>Civil</b>	Warrant in Debt	WD	1,395	▲	+34.3%	+356
	Garnishment	GA	607	▼	-1.9%	-12
	Unlawful Detainer	UD	412	▲	+17.4%	+61
	Admin License	AL	69	▲	+25.5%	+14
	Bond Forfeiture	BF	60	▲	+42.9%	+18
	Other	OT	52	▼	-18.8%	-12
	Show Cause	SC	47	▲	+67.9%	+19
	Impoundment	IM	42	▲	+40.0%	+12
	Abstract	AJ	28	▼	-17.6%	-6
	Preliminary Protective Order	PP	24	▼	-27.3%	-9
	Detinue	DT	20	▼	-51.2%	-21
	Protective Order	PO	12	↔		-
	Interrogatory	IN	8	▲	+100.0%	+4
	Capias	CA	2	▲	+100.0%	+1
	Counter Claim	CC	1	↔		-
	Motion for Judgment	MJ	0	▼	-100.0%	-1
	Petition-Restore Arms	PR	0	▼	-100.0%	-1
<b>Total</b>			<b>2,779</b>	<b>▲</b>	<b>18.0%</b>	<b>+423</b>
<b>Civil Commitments</b>	Mental Commitment	MC	293	▼	-7.3%	-23
	Other	OT	82	▲	+18.8%	+13
	Temporary Detention Order	TD	62	▼	-16.2%	-12
	Emergency Custody Order	EC	59	▼	-7.8%	-5
	Medical Emergency Temporary Detention Order	MT	1	▲	-	+1
	Petition	PT	0	▼	-100.0%	-1
<b>Total</b>			<b>497</b>	<b>▼</b>	<b>-5.2%</b>	<b>-27</b>
<b>GRAND TOTAL</b>			<b>7,680</b>	<b>▲</b>	<b>2.1%</b>	<b>+160</b>

**Dispositions by Major Case Category\*\***

Category	Summary	Change	% Change	Absolute Change
Felony	308	▲	+3.0%	+9
Garnishment	615	▲	-1.3%	-8
General Civil	1,431	▼	+30.6%	+335
Infraction/Civil Violation	2,406	▲	-17.2%	-501
Involuntary Civil Commitments	82	▼	+17.1%	+12
Landlord /Tenant	412	▲	+17.4%	+61

\* Compared to same time period as previous year  
 6/13/2024 2:02:52PM

\*\* Case Type Categories are defined in the 2017 Virginia Judicial Workload Assessment  
 Source: SCV-SQL-Information

**CPSS - GCMS CASELOAD STATISTICS OF THE GENERAL DISTRICT COURTS**  
 January 2024 thru May 2024 Dispositions (Compared to January 2023 thru May 2023)

Misdemeanor	1,508	▲	+20.6%	+258
Other	882	▲	+0.3%	+3
Protective Orders	36	▼	-20.0%	-9
<b>GRAND TOTAL</b>	<b>7,680</b>	▲	2.1%	+160

\* Compared to same time period as previous year  
 6/13/2024 2:02:52PM

\*\* Case Type Categories are defined in the 2017 Virginia Judicial Workload Assessment  
 Source: SCV-SQL-Information



**CPSS - GCMS CASELOAD STATISTICS OF THE GENERAL DISTRICT COURTS**  
 January 2024 thru May 2024 Dispositions (Compared to January 2023 thru May 2023)

2024 Overall GRAND TOTAL		Distribution of Caseload			Change*		Percentage (%) of Caseload		
<b>10,383</b>	+1,777 20.6%	<b>Criminal</b>	1,576	15%	15.5% ▲	+212	<b>Criminal</b>	2023 15.8%	2024 15.2%
2024		<b>Traffic</b>	6,254	60%	25.8% ▲	+1,281	<b>Traffic</b>	57.8%	60.2%
2023		<b>Civil</b>	2,507	24%	12.4% ▲	+276	<b>Civil</b>	25.9%	24.1%
		<b>Civil Commitments</b>	46	0%	21.1% ▲	+8	<b>Civil Commitments</b>	0.4%	0.4%
		<b>GRAND TOTAL</b>	<b>10,383</b>	100%	20.6% ▲	+1,777	<b>GRAND TOTAL</b>	100%	100%

**Dispositions by Division & Code**

Division	Case Type Description	Code	Summary	Change	% Change	Absolute Change
<b>Criminal</b>	Misdemeanor	M	874	▲	+24.0%	+169
	Felony	F	460	▼	-1.7%	-8
	Capias	CA	153	▲	+24.4%	+30
	Show Cause	SC	55	▲	+19.6%	+9
	Civil Violation	CV	34	▲	+54.5%	+12
	<b>Total</b>			<b>1,576</b>	▲	<b>15.5%</b>
<b>Traffic</b>	Infraction	I	3,890	▲	+18.9%	+618
	Misdemeanor	M	2,223	▲	+41.2%	+649
	Capias	CA	94	▲	+38.2%	+26
	Felony	F	25	▼	-19.4%	-6
	Show Cause	SC	14	▲	+75.0%	+6
	Restricted Operators License	RL	8	▼	-55.6%	-10
	Civil Violation	CV	0	▼	-100.0%	-2
	<b>Total</b>			<b>6,254</b>	▲	<b>25.8%</b>
<b>Civil</b>	Warrant in Debt	WD	1,174	▲	+30.9%	+277
	Garnishment	GA	709	▼	-8.5%	-66
	Unlawful Detainer	UD	216	▲	+7.5%	+15
	Other	OT	66	▲	+34.7%	+17
	Preliminary Protective Order	PP	54	▲	+25.6%	+11
	Show Cause	SC	54	▲	+20.0%	+9
	Admin License	AL	51	▲	+27.5%	+11
	Bond Forfeiture	BF	51	▼	-21.5%	-14
	Protective Order	PO	38	▲	+8.6%	+3
	Impoundment	IM	28	▲	+27.3%	+6
	Abstract	AJ	18	▲	+12.5%	+2
	Detinue	DT	15	▲	+15.4%	+2
	Motion for Judgment	MJ	15	↔		-
	Interrogatory	IN	14	▲	+75.0%	+6
	Tenants Assertion	TA	2	▼	-50.0%	-2
	Counter Claim	CC	1	▼	-50.0%	-1
	Interrogatory-Not	IC	1	▲	-	+1
	Mechanic's Lien	ML	0	▼	-100.0%	-1
<b>Total</b>			<b>2,507</b>	▲	<b>12.4%</b>	<b>+276</b>
<b>Civil Commitments</b>	Temporary Detention Order	TD	34	▲	+21.4%	+6
	Emergency Custody Order	EC	9	↔		-
	Mental Commitment	MC	3	▲	+200.0%	+2
	<b>Total</b>			<b>46</b>	▲	<b>21.1%</b>
<b>GRAND TOTAL</b>			<b>10,383</b>	▲	20.6%	+1,777

**Dispositions by Major Case Category\*\***

Category	Summary	Change	% Change	Absolute Change
Felony	485	▼	-2.8%	-14
Garnishment	723	▲	-7.7%	-60
General Civil	1,214	▼	+29.8%	+279
Infraction/Civil Violation	3,924	▼	+19.1%	+628
Landlord /Tenant	218	▼	+6.3%	+13
Misdemeanor	3,105	▲	+35.2%	+808
Other	622	▲	+21.2%	+109

\* Compared to same time period as previous year

\*\* Case Type Categories are defined in the 2017 Virginia Judicial Workload Assessment

**CPSS - GCMS CASELOAD STATISTICS OF THE GENERAL DISTRICT COURTS**  
January 2024 thru May 2024 Dispositions (Compared to January 2023 thru May 2023)

---

Protective Orders	92	▲	+17.9%	+14
<b>GRAND TOTAL</b>	<b>10,383</b>	▲	20.6%	+1,777

---

\* Compared to same time period as previous year  
6/13/2024 2:02:52PM

\*\* Case Type Categories are defined in the 2017 Virginia Judicial Workload Assessment  
Source: SCV-SQL-Information

2024 Overall GRAND TOTAL		Distribution of Caseload			Change*		Percentage (%) of Caseload		
<b>3,151</b>	-1,100 -25.9%	<b>Criminal</b>	427	14%	16.7% ▲	+61	<b>Criminal</b>	2023 8.6%	2024 13.6%
2024		<b>Traffic</b>	2,238	71%	-34.6% ▼	-1,183	<b>Traffic</b>	80.5%	71.0%
2023		<b>Civil</b>	476	15%	9.2% ▲	+40	<b>Civil</b>	10.3%	15.1%
		<b>Civil Commitments</b>	10	0%	-64.3% ▼	-18	<b>Civil Commitments</b>	0.7%	0.3%
		<b>GRAND TOTAL</b>	<b>3,151</b>	100%	-25.9% ▼	-1,100	<b>GRAND TOTAL</b>	100%	100%

Dispositions by Division & Code

Division	Case Type Description	Code	Summary	Change	% Change	Absolute Change
<b>Criminal</b>	Misdemeanor	M	248	▲	+8.8%	+20
	Felony	F	78	▲	+16.4%	+11
	Civil Violation	CV	39	▲	+2.6%	+1
	Capias	CA	37	▲	+68.2%	+15
	Show Cause	SC	25	▲	+127.3%	+14
	<b>Total</b>			<b>427</b>	<b>▲</b>	<b>16.7%</b>
<b>Traffic</b>	Infraction	I	1,796	▼	-39.5%	-1,173
	Misdemeanor	M	400	▼	-7.4%	-32
	Capias	CA	22	▲	+83.3%	+10
	Felony	F	15	▲	+150.0%	+9
	Show Cause	SC	4	▲	+100.0%	+2
	Restricted Operators License	RL	1	▲	-	+1
	<b>Total</b>			<b>2,238</b>	<b>▼</b>	<b>-34.6%</b>
<b>Civil</b>	Warrant in Debt	WD	179	▲	+8.5%	+14
	Garnishment	GA	102	▲	+3.0%	+3
	Unlawful Detainer	UD	76	▲	+13.4%	+9
	Admin License	AL	40	▲	+17.6%	+6
	Other	OT	15	▼	-34.8%	-8
	Overweight	OC	10	▲	+150.0%	+6
	Show Cause	SC	10	▼	-9.1%	-1
	Preliminary Protective Order	PP	8	▼	-27.3%	-3
	Protective Order	PO	8	▲	+14.3%	+1
	Abstract	AJ	6	▲	+100.0%	+3
	Impoundment	IM	6	▲	+50.0%	+2
	Motion for Judgment	MJ	5	▲	+150.0%	+3
	Detinue	DT	4	▲	+300.0%	+3
	Interrogatory	IN	3	▲	+50.0%	+1
	Tenants Assertion	TA	2	▼	-33.3%	-1
	Capias	CA	1	▲	-	+1
	Petition-Restore Arms	PR	1	▲	-	+1
<b>Total</b>			<b>476</b>	<b>▲</b>	<b>9.2%</b>	<b>+40</b>
<b>Civil Commitments</b>	Temporary Detention Order	TD	7	▼	-63.2%	-12
	Emergency Custody Order	EC	3	▼	-66.7%	-6
	<b>Total</b>			<b>10</b>	<b>▼</b>	<b>-64.3%</b>
<b>GRAND TOTAL</b>			<b>3,151</b>	<b>▼</b>	<b>-25.9%</b>	<b>-1,100</b>

Dispositions by Major Case Category\*\*

Category	Summary	Change	% Change	Absolute Change	
Felony	93	▲	+27.4%	+20	
Garnishment	105	▲	+4.0%	+4	
General Civil	190	▲	+11.8%	+20	
Infraction/Civil Violation	1,845	▲	-38.7%	-1,166	
Landlord /Tenant	78	▼	+11.4%	+8	
Misdemeanor	649	▲	-1.7%	-11	
Other	175	▲	+18.2%	+27	
Protective Orders	16	▼	-11.1%	-2	
<b>GRAND TOTAL</b>		<b>3,151</b>	<b>▼</b>	<b>-25.9%</b>	<b>-1,100</b>

\* Compared to same time period as previous year  
 6/13/2024 2:02:52PM

\*\* Case Type Categories are defined in the 2017 Virginia Judicial Workload Assessment  
 Source: SCV-SQL-Information



2024 Overall GRAND TOTAL		Distribution of Caseload		Change*		Percentage (%) of Caseload			
<b>1,144</b>	-147 -11.4%	<b>Criminal</b>	206	18%	-3.3%	-7	<b>Criminal</b>	2023 16.5%	2024 18.0%
2024		<b>Traffic</b>	634	55%	-23.1%	-190	<b>Traffic</b>	63.8%	55.4%
2023		<b>Civil</b>	282	25%	24.8%	+56	<b>Civil</b>	17.5%	24.7%
		<b>Civil Commitments</b>	22	2%	-21.4%	-6	<b>Civil Commitments</b>	2.2%	1.9%
		<b>GRAND TOTAL</b>	<b>1,144</b>	100%	-11.4%	-147	<b>GRAND TOTAL</b>	100%	100%

**Dispositions by Division & Code**

Division	Case Type Description	Code	Summary	Change	% Change	Absolute Change
<b>Criminal</b>	Misdemeanor	M	149	▼	-10.8%	-18
	Felony	F	30	▲	+30.4%	+7
	Capias	CA	16	▲	+45.5%	+5
	Civil Violation	CV	6	▲	+200.0%	+4
	Show Cause	SC	5	▼	-50.0%	-5
	<b>Total</b>			<b>206</b>	▼	<b>-3.3%</b>
<b>Traffic</b>	Infraction	I	533	▼	-22.8%	-157
	Misdemeanor	M	86	▼	-33.3%	-43
	Capias	CA	7	▲	+250.0%	+5
	Show Cause	SC	4	▲	+300.0%	+3
	Felony	F	3	▲	+200.0%	+2
	Restricted Operators License	RL	1	↔		-
	<b>Total</b>			<b>634</b>	▼	<b>-23.1%</b>
<b>Civil</b>	Warrant in Debt	WD	131	▲	+28.4%	+29
	Garnishment	GA	59	▲	+20.4%	+10
	Unlawful Detainer	UD	32	▲	+23.1%	+6
	Other	OT	17	▼	-5.6%	-1
	Admin License	AL	14	▼	-6.7%	-1
	Detinue	DT	12	▲	+300.0%	+9
	Preliminary Protective Order	PP	8	▲	+33.3%	+2
	Interrogatory	IN	4	▲	+300.0%	+3
	Abstract	AJ	1	▲	-	+1
	Capias	CA	1	▲	-	+1
	Impoundment	IM	1	↔		-
	Show Cause	SC	1	▼	-66.7%	-2
	Tenants Assertion	TA	1	↔		-
	Overweight	OC	0	▼	-100.0%	-1
	<b>Total</b>			<b>282</b>	▲	<b>24.8%</b>
<b>Civil Commitments</b>	Mental Commitment	MC	12	▼	-25.0%	-4
	Temporary Detention Order	TD	7	↔		-
	Other	OT	2	▼	-33.3%	-1
	Emergency Custody Order	EC	1	▼	-50.0%	-1
	<b>Total</b>			<b>22</b>	▼	<b>-21.4%</b>
<b>GRAND TOTAL</b>			<b>1,144</b>	▼	-11.4%	-147

**Dispositions by Major Case Category\*\***

Category	Summary	Change	% Change	Absolute Change
Felony	33	▲	+37.5%	+9
Garnishment	63	▲	+26.0%	+13
General Civil	145	▲	+35.5%	+38
Infraction/Civil Violation	539	▲	-22.2%	-154
Involuntary Civil Commitments	2	▼	-33.3%	-1
Landlord /Tenant	33	▲	+22.2%	+6
Misdemeanor	236	▼	-20.5%	-61
Other	85	▲	+1.2%	+1
Protective Orders	8	▲	+33.3%	+2

\* Compared to same time period as previous year  
 6/13/2024 2:02:52PM

\*\* Case Type Categories are defined in the 2017 Virginia Judicial Workload Assessment  
 Source: SCV-SQL-Information

**CPSS - GCMS CASELOAD STATISTICS OF THE GENERAL DISTRICT COURTS**  
January 2024 thru May 2024 Dispositions (Compared to January 2023 thru May 2023)

---

<i><b>GRAND TOTAL</b></i>	<b>1,144</b>	▼	-11.4%	-147
---------------------------	--------------	---	--------	------

---

\* Compared to same time period as previous year  
6/13/2024 2:02:52PM

\*\* Case Type Categories are defined in the 2017 Virginia Judicial Workload Assessment  
Source: SCV-SQL-Information

2024 Overall GRAND TOTAL		Distribution of Caseload		Change*		Percentage (%) of Caseload		
<b>659</b>	-176 -21.1%	<b>Criminal</b>	112 17%	-23.3% ▼	-34	<b>Criminal</b>	2023 17.5%	2024 17.0%
2024		<b>Traffic</b>	378 57%	-31.5% ▼	-174	<b>Traffic</b>	66.1%	57.4%
2023		<b>Civil</b>	165 25%	25.0% ▲	+33	<b>Civil</b>	15.8%	25.0%
		<b>Civil Commitments</b>	4 1%	-20.0% ▼	-1	<b>Civil Commitments</b>	0.6%	0.6%
		<b>GRAND TOTAL</b>	<b>659</b> 100%	-21.1% ▼	-176	<b>GRAND TOTAL</b>	100%	100%

Dispositions by Division & Code

Division	Case Type Description	Code	Summary	Change	% Change	Absolute Change
<b>Criminal</b>	Misdemeanor	M	64	▼	-29.7%	-27
	Felony	F	20	▼	-45.9%	-17
	Show Cause	SC	13	▲	+160.0%	+8
	Capias	CA	9	▲	+28.6%	+2
	Civil Violation	CV	5	↔		-
	Motion	MO	1	↔		-
	<b>Total</b>			<b>112</b>	▼	<b>-23.3%</b>
<b>Traffic</b>	Infraction	I	268	▼	-40.3%	-181
	Misdemeanor	M	106	▲	+10.4%	+10
	Show Cause	SC	2	▲	+100.0%	+1
	Capias	CA	1	▲	-	+1
	Felony	F	1	▼	-75.0%	-3
	Restricted Operators License	RL	0	▼	-100.0%	-2
	<b>Total</b>			<b>378</b>	▼	<b>-31.5%</b>
<b>Civil</b>	Warrant in Debt	WD	79	▲	+92.7%	+38
	Garnishment	GA	33	▼	-17.5%	-7
	Unlawful Detainer	UD	14	▼	-26.3%	-5
	Other	OT	13	▲	+116.7%	+7
	Protective Order	PO	7	▲	+600.0%	+6
	Preliminary Protective Order	PP	6	▲	+200.0%	+4
	Bond Forfeiture	BF	3	▲	+50.0%	+1
	Abstract	AJ	2	▼	-33.3%	-1
	Admin License	AL	2	▼	-66.7%	-4
	Impoundment	IM	2	▼	-33.3%	-1
	Interrogatory	IN	2	▼	-50.0%	-2
	Detinue	DT	1	▲	-	+1
	Show Cause	SC	1	▼	-75.0%	-3
	Tenants Assertion	TA	0	▼	-100.0%	-1
<b>Total</b>			<b>165</b>	▲	<b>25.0%</b>	<b>+33</b>
<b>Civil Commitments</b>	Temporary Detention Order	TD	4	↔		-
	Emergency Custody Order	EC	0	▼	-100.0%	-1
	<b>Total</b>			<b>4</b>	▼	<b>-20.0%</b>
<b>GRAND TOTAL</b>			<b>659</b>	▼	<b>-21.1%</b>	<b>-176</b>

Dispositions by Major Case Category\*\*

Category	Summary	Change	% Change	Absolute Change
Felony	21	▼	-48.8%	-20
Garnishment	35	▼	-20.5%	-9
General Civil	80	▲	+90.5%	+38
Infraction/Civil Violation	273	▼	-39.9%	-181
Landlord /Tenant	14	▼	-30.0%	-6
Misdemeanor	170	▼	-10.1%	-19
Other	53	▲	+26.2%	+11
Protective Orders	13	▲	+333.3%	+10
<b>GRAND TOTAL</b>	<b>659</b>	▼	<b>-21.1%</b>	<b>-176</b>

\* Compared to same time period as previous year  
 6/13/2024 2:02:52PM

\*\* Case Type Categories are defined in the 2017 Virginia Judicial Workload Assessment  
 Source: SCV-SQL-Information

2024 Overall GRAND TOTAL		Distribution of Caseload			Change*		Percentage (%) of Caseload			
<b>1,377</b>	-72 -5.0%	<b>Criminal</b>	113	8%	-25.7%	▼	-39	<b>Criminal</b>	2023: 10.5%	2024: 8.2%
2024		<b>Traffic</b>	608	44%	-15.1%	▼	-108	<b>Traffic</b>	49.4%	44.2%
2023		<b>Civil</b>	653	47%	12.8%	▲	+74	<b>Civil</b>	40.0%	47.4%
		<b>Civil Commitments</b>	3	0%	50.0%	▲	+1	<b>Civil Commitments</b>	0.1%	0.2%
		<b>GRAND TOTAL</b>	<b>1,377</b>	100%	-5.0%	▼	-72	<b>GRAND TOTAL</b>	100%	100%

Dispositions by Division & Code

Division	Case Type Description	Code	Summary	Change	% Change	Absolute Change
<b>Criminal</b>	Misdemeanor	M	60	▼	-29.4%	-25
	Felony	F	36	▲	+9.1%	+3
	Capias	CA	9	▼	-50.0%	-9
	Show Cause	SC	6	▼	-33.3%	-3
	Civil Violation	CV	1	▼	-85.7%	-6
	Restricted Operators License	RL	1	▲	-	+1
	<b>Total</b>			<b>113</b>	▼	<b>-25.7%</b>
<b>Traffic</b>	Infraction	I	518	▼	-15.2%	-93
	Misdemeanor	M	90	▼	-8.2%	-8
	Capias	CA	0	▼	-100.0%	-3
	Civil Violation	CV	0	▼	-100.0%	-1
	Felony	F	0	▼	-100.0%	-1
	Show Cause	SC	0	▼	-100.0%	-2
<b>Total</b>			<b>608</b>	▼	<b>-15.1%</b>	<b>-108</b>
<b>Civil</b>	Warrant in Debt	WD	574	▲	+14.3%	+72
	Garnishment	GA	35	▲	+9.4%	+3
	Unlawful Detainer	UD	21	▲	+10.5%	+2
	Other	OT	9	▼	-30.8%	-4
	Detinue	DT	3	▲	-	+3
	Preliminary Protective Order	PP	3	↔	-	-
	Admin License	AL	2	▼	-66.7%	-4
	Interrogatory	IN	2	▲	+100.0%	+1
	Counter Claim	CC	1	▲	-	+1
	Impoundment	IM	1	▼	-50.0%	-1
	Motion for Judgment	MJ	1	▲	-	+1
Show Cause	SC	1	↔	-	-	
<b>Total</b>			<b>653</b>	▲	<b>12.8%</b>	<b>+74</b>
<b>Civil Commitments</b>	Temporary Detention Order	TD	3	▲	+50.0%	+1
<b>Total</b>			<b>3</b>	▲	<b>50.0%</b>	<b>+1</b>
<b>GRAND TOTAL</b>			<b>1,377</b>	▼	-5.0%	-72

Dispositions by Major Case Category\*\*

Category	Summary	Change	% Change	Absolute Change
Felony	36	▼	+5.9%	+2
Garnishment	37	▲	+12.1%	+4
General Civil	580	▲	+14.6%	+74
Infraction/Civil Violation	519	▼	-16.2%	-100
Landlord /Tenant	21	▲	+10.5%	+2
Misdemeanor	151	▲	-17.5%	-32
Other	30	▲	-42.3%	-22
Protective Orders	3	↔	-	0
<b>GRAND TOTAL</b>	<b>1,377</b>	▼	-5.0%	-72

\* Compared to same time period as previous year  
 6/13/2024 2:02:52PM

\*\* Case Type Categories are defined in the 2017 Virginia Judicial Workload Assessment  
 Source: SCV-SQL-Information



2024 Overall GRAND TOTAL		Distribution of Caseload			Change*		Percentage (%) of Caseload		
<b>11,220</b>	+1,156 11.5%	<b>Criminal</b>	1,540	14%	-6.0% ▼	-98	<b>Criminal</b>	2023 16.3%	2024 13.7%
2024		<b>Traffic</b>	5,517	49%	19.9% ▲	+917	<b>Traffic</b>	45.7%	49.2%
2023		<b>Civil</b>	3,993	36%	9.7% ▲	+353	<b>Civil</b>	36.2%	35.6%
		<b>Civil Commitments</b>	170	2%	-8.6% ▼	-16	<b>Civil Commitments</b>	1.8%	1.5%
		<b>GRAND TOTAL</b>	<b>11,220</b>	100%	11.5% ▲	+1,156	<b>GRAND TOTAL</b>	100%	100%

**Dispositions by Division & Code**

Division	Case Type Description	Code	Summary	Change	% Change	Absolute Change
<b>Criminal</b>	Misdemeanor	M	863	▼	-7.7%	-72
	Felony	F	479	▼	-4.4%	-22
	Capias	CA	141	▼	-3.4%	-5
	Civil Violation	CV	31	▼	-3.1%	-1
	Show Cause	SC	26	▲	+8.3%	+2
	<b>Total</b>			<b>1,540</b>	▼	<b>-6.0%</b>
<b>Traffic</b>	Infraction	I	4,312	▲	+24.6%	+850
	Misdemeanor	M	1,160	▲	+5.6%	+61
	Capias	CA	27	▲	+68.8%	+11
	Felony	F	16	▼	-11.1%	-2
	Show Cause	SC	2	▼	-50.0%	-2
	Civil Violation	CV	0	▼	-100.0%	-1
	<b>Total</b>			<b>5,517</b>	▲	<b>19.9%</b>
<b>Civil</b>	Warrant in Debt	WD	1,958	▲	+16.5%	+277
	Garnishment	GA	999	▲	+7.9%	+73
	Unlawful Detainer	UD	560	▲	+9.4%	+48
	Other	OT	73	▲	+12.3%	+8
	Preliminary Protective Order	PP	62	▼	-33.3%	-31
	Admin License	AL	57	▼	-33.7%	-29
	Protective Order	PO	49	▼	-5.8%	-3
	Show Cause	SC	49	▲	+44.1%	+15
	Detinue	DT	46	▼	-16.4%	-9
	Interrogatory	IN	41	▲	+115.8%	+22
	Motion for Judgment	MJ	35	▲	+105.9%	+18
	Abstract	AJ	34	▼	-27.7%	-13
	Impoundment	IM	13	▼	-66.7%	-26
	Bond Forfeiture	BF	6	▲	+500.0%	+5
	Capias	CA	3	▲	-	+3
	Tenants Assertion	TA	3	↔	-	-
	Counter Claim	CC	2	▼	-66.7%	-4
	Petition-Restore Arms	PR	2	↔	-	-
	Overweight	OC	1	▲	-	+1
	Cross Claim	CR	0	▼	-100.0%	-1
Restricted Operators License	RL	0	▼	-100.0%	-1	
<b>Total</b>			<b>3,993</b>	▲	<b>9.7%</b>	<b>+353</b>
<b>Civil Commitments</b>	Temporary Detention Order	TD	95	▼	-13.6%	-15
	Emergency Custody Order	EC	44	▲	+10.0%	+4
	Mental Commitment	MC	28	▼	-9.7%	-3
	Other	OT	3	▼	-40.0%	-2
	<b>Total</b>			<b>170</b>	▼	<b>-8.6%</b>
<b>GRAND TOTAL</b>			<b>11,220</b>	▲	11.5%	+1,156

**Dispositions by Major Case Category\*\***

Category	Summary	Change	% Change	Absolute Change
Felony	495	▼	-4.6%	-24
Garnishment	1,040	▲	+10.1%	+95
General Civil	2,050	▲	+16.8%	+295
Infraction/Civil Violation	4,344	▲	+24.3%	+849

\* Compared to same time period as previous year  
 6/13/2024 2:02:52PM

\*\* Case Type Categories are defined in the 2017 Virginia Judicial Workload Assessment  
 Source: SCV-SQL-Information

**CPSS - GCMS CASELOAD STATISTICS OF THE GENERAL DISTRICT COURTS**  
 January 2024 thru May 2024 Dispositions (Compared to January 2023 thru May 2023)

Involuntary Civil Commitments	3	▼	-40.0%	-2
Landlord /Tenant	563	▲	+9.3%	+48
Misdemeanor	2,023	▼	-0.6%	-12
Other	591	▲	-9.1%	-59
Protective Orders	111	▼	-23.4%	-34
<b>GRAND TOTAL</b>	<b>11,220</b>	▲	11.5%	+1,156

\* Compared to same time period as previous year  
 6/13/2024 2:02:52PM

\*\* Case Type Categories are defined in the 2017 Virginia Judicial Workload Assessment  
 Source: SCV-SQL-Information

2024 Overall GRAND TOTAL		Distribution of Caseload			Change*		Percentage (%) of Caseload		
<b>11,794</b>	+905 8.3%	<b>Criminal</b>	2,579	22%	6.5% ▲	+157	<b>Criminal</b>	2023 22.2%	2024 21.9%
2024		<b>Traffic</b>	5,399	46%	1.2% ▲	+62	<b>Traffic</b>	49.0%	45.8%
2023		<b>Civil</b>	3,719	32%	22.2% ▲	+676	<b>Civil</b>	27.9%	31.5%
		<b>Civil Commitments</b>	97	1%	11.5% ▲	+10	<b>Civil Commitments</b>	0.8%	0.8%
		<b>GRAND TOTAL</b>	<b>11,794</b>	100%	8.3% ▲	+905	<b>GRAND TOTAL</b>	100%	100%

**Dispositions by Division & Code**

Division	Case Type Description	Code	Summary	Change	% Change	Absolute Change
<b>Criminal</b>	Misdemeanor	M	1,351	▲	+7.5%	+94
	Felony	F	768	▼	-1.7%	-13
	Capias	CA	333	▲	+30.1%	+77
	Show Cause	SC	75	▲	+29.3%	+17
	Civil Violation	CV	52	▼	-25.7%	-18
	<b>Total</b>			<b>2,579</b>	▲	<b>6.5%</b>
<b>Traffic</b>	Infraction	I	4,001	▲	+0.1%	+4
	Misdemeanor	M	1,292	▲	+4.6%	+57
	Felony	F	46	▲	+21.1%	+8
	Capias	CA	44	▼	-6.4%	-3
	Civil Violation	CV	12	▼	-25.0%	-4
	Show Cause	SC	4	↔		-
<b>Total</b>			<b>5,399</b>	▲	<b>1.2%</b>	<b>+62</b>
<b>Civil</b>	Warrant in Debt	WD	1,572	▲	+37.5%	+429
	Garnishment	GA	909	▲	+31.9%	+220
	Unlawful Detainer	UD	542	▲	+6.3%	+32
	Admin License	AL	118	▼	-11.3%	-15
	Impoundment	IM	114	▲	+0.9%	+1
	Other	OT	101	▼	-12.2%	-14
	Show Cause	SC	101	▼	-9.8%	-11
	Preliminary Protective Order	PP	68	▲	+41.7%	+20
	Bond Forfeiture	BF	39	▲	+129.4%	+22
	Interrogatory	IN	39	▼	-23.5%	-12
	Motion for Judgment	MJ	36	▲	+227.3%	+25
	Abstract	AJ	33	▼	-50.0%	-33
	Protective Order	PO	24	▲	+41.2%	+7
	Tenants Assertion	TA	6	▲	+100.0%	+3
	Detinue	DT	5	▼	-37.5%	-3
	Capias	CA	3	▼	-25.0%	-1
	Counter Claim	CC	3	↔		-
	Zoning Violation	ZO	3	▲	-	+3
	Attachment	AT	1	▲	-	+1
	Overweight	OC	1	▲	-	+1
Restricted Operators License	RL	1	▲	-	+1	
<b>Total</b>			<b>3,719</b>	▲	<b>22.2%</b>	<b>+676</b>
<b>Civil Commitments</b>	Temporary Detention Order	TD	57	▲	+32.6%	+14
	Emergency Custody Order	EC	40	▼	-7.0%	-3
	Medical Emergency Temporary Detention Order	MT	0	▼	-100.0%	-1
	<b>Total</b>		<b>97</b>	▲	<b>11.5%</b>	<b>+10</b>
<b>GRAND TOTAL</b>			<b>11,794</b>	▲	8.3%	+905

**Dispositions by Major Case Category\*\***

Category	Summary	Change	% Change	Absolute Change
Felony	814	▲	-0.6%	-5
Garnishment	948	▲	+28.1%	+208
General Civil	1,643	▲	+38.1%	+453
Infraction/Civil Violation	4,066	▲	-0.4%	-17
Landlord /Tenant	548	▲	+6.8%	+35

\* Compared to same time period as previous year

\*\* Case Type Categories are defined in the 2017 Virginia Judicial Workload Assessment

**CPSS - GCMS CASELOAD STATISTICS OF THE GENERAL DISTRICT COURTS**

**Stafford**

January 2024 thru May 2024 Dispositions (Compared to January 2023 thru May 2023)

District: 15 FIPS: 179

Misdemeanor	2,647	▲	+6.2%	+155
Other	1,036	▲	+5.0%	+49
Protective Orders	92	▲	+41.5%	+27
<b>GRAND TOTAL</b>	<b>11,794</b>	▲	8.3%	+905

\* Compared to same time period as previous year  
6/13/2024 2:02:52PM

\*\* Case Type Categories are defined in the 2017 Virginia Judicial Workload Assessment  
Source: SCV-SQL-Information

2024 Overall GRAND TOTAL		Distribution of Caseload			Change*		Percentage (%) of Caseload		
2024	1,966	Criminal	229	12%	19.3% ▲	+37	Criminal	2023	2024
2023	1,885	Traffic	1,295	66%	-5.7% ▼	-79	Traffic	10.2%	11.6%
	+81 4.3% ▲	Civil	422	21%	38.8% ▲	+118	Civil	72.9%	65.9%
		Civil Commitments	20	1%	33.3% ▲	+5	Civil Commitments	16.1%	21.5%
		<b>GRAND TOTAL</b>	<b>1,966</b>	<b>100%</b>	<b>4.3% ▲</b>	<b>+81</b>	<b>GRAND TOTAL</b>	<b>100%</b>	<b>100%</b>

Dispositions by Division & Code

Division	Case Type Description	Code	Summary	Change	% Change	Absolute Change
<b>Criminal</b>	Misdemeanor	M	135	▲	+8.0%	+10
	Felony	F	70	▲	+37.3%	+19
	Capias	CA	16	▲	+128.6%	+9
	Show Cause	SC	6	▲	+50.0%	+2
	Civil Violation	CV	2	▼	-60.0%	-3
	<b>Total</b>			<b>229</b>	<b>▲</b>	<b>19.3%</b>
<b>Traffic</b>	Infraction	I	1,050	▼	-7.9%	-90
	Misdemeanor	M	217	▲	+6.4%	+13
	Felony	F	10	▲	+150.0%	+6
	Capias	CA	8	▼	-50.0%	-8
	Show Cause	SC	7	▲	+16.7%	+1
	Civil Violation	CV	3	▼	-25.0%	-1
	<b>Total</b>			<b>1,295</b>	<b>▼</b>	<b>-5.7%</b>
<b>Civil</b>	Warrant in Debt	WD	188	▲	+58.0%	+69
	Garnishment	GA	79	▼	-7.1%	-6
	Unlawful Detainer	UD	61	▲	+79.4%	+27
	Impoundment	IM	29	▲	+31.8%	+7
	Other	OT	23	▲	+53.3%	+8
	Admin License	AL	18	▲	+38.5%	+5
	Protective Order	PO	13	▲	+44.4%	+4
	Interrogatory	IN	4	▲	-	+4
	Preliminary Protective Order	PP	3	▲	+200.0%	+2
	Show Cause	SC	2	▲	-	+2
	Detinue	DT	1	▲	-	+1
	Motion for Judgment	MJ	1	↔	-	-
	Abstract	AJ	0	▼	-100.0%	-5
	<b>Total</b>			<b>422</b>	<b>▲</b>	<b>38.8%</b>
<b>Civil Commitments</b>	Temporary Detention Order	TD	18	▲	+38.5%	+5
	Emergency Custody Order	EC	2	↔	-	-
	<b>Total</b>			<b>20</b>	<b>▲</b>	<b>33.3%</b>
<b>GRAND TOTAL</b>			<b>1,966</b>	<b>▲</b>	<b>4.3%</b>	<b>+81</b>

Dispositions by Major Case Category\*\*

Category	Summary	Change	% Change	Absolute Change
Felony	80	▲	+45.5%	+25
Garnishment	83	▲	-2.4%	-2
General Civil	193	▲	+56.9%	+70
Infraction/Civil Violation	1,055	▼	-8.2%	-94
Landlord /Tenant	61	▲	+79.4%	+27
Misdemeanor	352	▲	+7.0%	+23
Other	126	▲	+26.0%	+26
Protective Orders	16	▲	+60.0%	+6
<b>GRAND TOTAL</b>	<b>1,966</b>	<b>▲</b>	<b>4.3%</b>	<b>+81</b>

\* Compared to same time period as previous year  
 6/13/2024 2:02:52PM

\*\* Case Type Categories are defined in the 2017 Virginia Judicial Workload Assessment  
 Source: SCV-SQL-Information

2024 Overall GRAND TOTAL		Distribution of Caseload			Change*		Percentage (%) of Caseload		
<b>7,363</b>	-986 -11.8%	<b>Criminal</b>	940	13%	-1.5% ▼	-14	<b>Criminal</b>	2023 11.4%	2024 12.8%
2024		<b>Traffic</b>	3,777	51%	-22.3% ▼	-1,083	<b>Traffic</b>	58.2%	51.3%
2023		<b>Civil</b>	2,531	34%	4.9% ▲	+118	<b>Civil</b>	28.9%	34.4%
		<b>Civil Commitments</b>	115	2%	-5.7% ▼	-7	<b>Civil Commitments</b>	1.5%	1.6%
		<b>GRAND TOTAL</b>	<b>7,363</b>	100%	-11.8% ▼	-986	<b>GRAND TOTAL</b>	100%	100%

Dispositions by Division & Code

Division	Case Type Description	Code	Summary	Change	% Change	Absolute Change
<b>Criminal</b>	Misdemeanor	M	555	▼	-2.3%	-13
	Felony	F	164	▼	-11.8%	-22
	Capias	CA	114	▲	+17.5%	+17
	Show Cause	SC	89	▲	+1.1%	+1
	Civil Violation	CV	18	▲	+20.0%	+3
	<b>Total</b>			<b>940</b>	▼	<b>-1.5%</b>
<b>Traffic</b>	Infraction	I	3,033	▼	-24.2%	-967
	Misdemeanor	M	672	▼	-16.4%	-132
	Capias	CA	30	▲	+20.0%	+5
	Show Cause	SC	28	▲	+47.4%	+9
	Felony	F	12	▲	+9.1%	+1
	Civil Violation	CV	2	▲	+100.0%	+1
	<b>Total</b>			<b>3,777</b>	▼	<b>-22.3%</b>
<b>Civil</b>	Warrant in Debt	WD	956	▲	+26.1%	+198
	Garnishment	GA	607	▲	+28.6%	+135
	Unlawful Detainer	UD	576	▼	-3.0%	-18
	Other	OT	105	▼	-14.6%	-18
	Detinue	DT	55	▼	-55.3%	-68
	Protective Order	PO	53	▲	+10.4%	+5
	Preliminary Protective Order	PP	51	▼	-21.5%	-14
	Admin License	AL	32	▲	+23.1%	+6
	Interrogatory	IN	28	▼	-65.9%	-54
	Abstract	AJ	20	▲	+25.0%	+4
	Show Cause	SC	20	▼	-64.3%	-36
	Impoundment	IM	6	▼	-70.0%	-14
	Motion for Judgment	MJ	5	▼	-50.0%	-5
	Zoning Violation	ZO	5	▲	+150.0%	+3
	Counter Claim	CC	4	▼	-60.0%	-6
	Tenants Assertion	TA	3	▼	-40.0%	-2
	Bond Forfeiture	BF	2	▲	-	+2
	Distress Seizure	DS	1	▲	-	+1
	Petition to Require Blood Test	BT	1	▲	-	+1
	Petition-Restore Arms	PR	1	↔	-	-
Capias	CA	0	▼	-100.0%	-2	
<b>Total</b>			<b>2,531</b>	▲	<b>4.9%</b>	<b>+118</b>
<b>Civil Commitments</b>	Temporary Detention Order	TD	75	▼	-10.7%	-9
	Emergency Custody Order	EC	38	↔	-	-
	Mental Commitment	MC	2	▲	-	+2
<b>Total</b>			<b>115</b>	▼	<b>-5.7%</b>	<b>-7</b>
<b>GRAND TOTAL</b>			<b>7,363</b>	▼	-11.8%	-986

Dispositions by Major Case Category\*\*

Category	Summary	Change	% Change	Absolute Change
Felony	176	▼	-10.7%	-21
Garnishment	635	▼	+14.6%	+81
General Civil	1,047	▲	+12.2%	+114
Infraction/Civil Violation	3,053	▲	-24.0%	-963
Landlord /Tenant	579	▼	-3.3%	-20

\* Compared to same time period as previous year  
 6/13/2024 2:02:52PM

\*\* Case Type Categories are defined in the 2017 Virginia Judicial Workload Assessment  
 Source: SCV-SQL-Information

**CPSS - GCMS CASELOAD STATISTICS OF THE GENERAL DISTRICT COURTS**

January 2024 thru May 2024 Dispositions (Compared to January 2023 thru May 2023)

Misdemeanor	1,232	▲	-10.3%	-142
Other	537	▲	-4.6%	-26
Protective Orders	104	▼	-8.0%	-9
<b>GRAND TOTAL</b>	<b>7,363</b>	▼	-11.8%	-986

\* Compared to same time period as previous year  
6/13/2024 2:02:52PM

\*\* Case Type Categories are defined in the 2017 Virginia Judicial Workload Assessment  
Source: SCV-SQL-Information

2024 Overall GRAND TOTAL		Distribution of Caseload			Change*		Percentage (%) of Caseload		
<b>3,098</b>	-279 -8.3%	<b>Criminal</b>	763	25%	2.0% ▲	+15	<b>Criminal</b>	2023 22.1%	2024 24.6%
		<b>Traffic</b>	972	31%	-29.4% ▼	-405	<b>Traffic</b>	40.8%	31.4%
2024		<b>Civil</b>	1,037	33%	13.8% ▲	+126	<b>Civil</b>	27.0%	33.5%
2023		<b>Civil Commitments</b>	326	11%	-4.4% ▼	-15	<b>Civil Commitments</b>	10.1%	10.5%
		<b>GRAND TOTAL</b>	<b>3,098</b>	100%	-8.3% ▼	-279	<b>GRAND TOTAL</b>	100%	100%

Dispositions by Division & Code

Division	Case Type Description	Code	Summary	Change	% Change	Absolute Change
<b>Criminal</b>	Misdemeanor	M	446	▲	+12.3%	+49
	Felony	F	128	▼	-22.4%	-37
	Capias	CA	107	▼	-0.9%	-1
	Show Cause	SC	73	▲	+25.9%	+15
	Civil Violation	CV	9	▼	-55.0%	-11
	<b>Total</b>			<b>763</b>	▲	<b>2.0%</b>
<b>Traffic</b>	Infraction	I	803	▼	-26.5%	-290
	Misdemeanor	M	146	▼	-44.1%	-115
	Show Cause	SC	13	▲	+44.4%	+4
	Capias	CA	9	▼	-35.7%	-5
	Felony	F	1	▲	-	+1
	<b>Total</b>			<b>972</b>	▼	<b>-29.4%</b>
<b>Civil</b>	Warrant in Debt	WD	400	▲	+27.4%	+86
	Garnishment	GA	239	▲	+35.0%	+62
	Unlawful Detainer	UD	175	▲	+15.9%	+24
	Other	OT	100	▲	+7.5%	+7
	Protective Order	PO	38	▲	+2.7%	+1
	Preliminary Protective Order	PP	36	▼	-12.2%	-5
	Admin License	AL	19	▼	-44.1%	-15
	Motion for Judgment	MJ	9	↔	-	-
	Interrogatory	IN	7	▼	-46.2%	-6
	Impoundment	IM	4	▼	-33.3%	-2
	Abstract	AJ	3	▲	+200.0%	+2
	Detinue	DT	3	▼	-66.7%	-6
	Show Cause	SC	3	▼	-81.3%	-13
	Tenants Assertion	TA	1	▼	-85.7%	-6
	Counter Claim	CC	0	▼	-100.0%	-3
<b>Total</b>			<b>1,037</b>	▲	<b>13.8%</b>	<b>+126</b>
<b>Civil Commitments</b>	Mental Commitment	MC	127	▲	+25.7%	+26
	Temporary Detention Order	TD	86	▼	-18.9%	-20
	Emergency Custody Order	EC	69	▼	-24.2%	-22
	Other	OT	42	▲	+2.4%	+1
	Medical Emergency Temporary Detention Order	MT	2	▲	+100.0%	+1
	Medical Emergency Custody Order	ME	0	▼	-100.0%	-1
<b>Total</b>			<b>326</b>	▼	<b>-4.4%</b>	<b>-15</b>
<b>GRAND TOTAL</b>			<b>3,098</b>	▼	-8.3%	-279

Dispositions by Major Case Category\*\*

Category	Summary	Change	% Change	Absolute Change
Felony	129	▲	-21.8%	-36
Garnishment	246	▼	+29.5%	+56
General Civil	442	▼	+24.9%	+88
Infraction/Civil Violation	812	▼	-27.0%	-301
Involuntary Civil Commitments	42	▲	+2.4%	+1
Landlord /Tenant	176	▼	+11.4%	+18
Misdemeanor	592	▼	-10.0%	-66
Other	585	▼	-5.6%	-35

\* Compared to same time period as previous year  
 6/13/2024 2:02:52PM

\*\* Case Type Categories are defined in the 2017 Virginia Judicial Workload Assessment  
 Source: SCV-SQL-Information



**CPSS - GCMS CASELOAD STATISTICS OF THE GENERAL DISTRICT COURTS**  
January 2024 thru May 2024 Dispositions (Compared to January 2023 thru May 2023)

---


Protective Orders	74	▼	-5.1%	-4
<b>GRAND TOTAL</b>	<b>3,098</b>	▼	-8.3%	-279

---

---

\* Compared to same time period as previous year  
6/13/2024 2:02:52PM

\*\* Case Type Categories are defined in the 2017 Virginia Judicial Workload Assessment  
Source: SCV-SQL-Information

2024 Overall GRAND TOTAL		Distribution of Caseload			Change*		Percentage (%) of Caseload		
<b>5,402</b>	-13 -0.2%	<b>Criminal</b>	719	13%	-7.2% ▼	-56	<b>Criminal</b>	2023 14.3%	2024 13.3%
		<b>Traffic</b>	3,322	61%	-4.8% ▼	-167	<b>Traffic</b>	64.4%	61.5%
2024		<b>Civil</b>	1,315	24%	18.6% ▲	+206	<b>Civil</b>	20.5%	24.3%
2023		<b>Civil Commitments</b>	46	1%	9.5% ▲	+4	<b>Civil Commitments</b>	0.8%	0.9%
		<b>GRAND TOTAL</b>	<b>5,402</b>	100%	-0.2% ▼	-13	<b>GRAND TOTAL</b>	100%	100%

**Dispositions by Division & Code**

Division	Case Type Description	Code	Summary	Change	% Change	Absolute Change
<b>Criminal</b>	Misdemeanor	M	389	▼	-0.8%	-3
	Felony	F	182	▼	-16.5%	-36
	Show Cause	SC	71	▼	-5.3%	-4
	Capias	CA	66	▼	-7.0%	-5
	Civil Violation	CV	11	▼	-42.1%	-8
	<b>Total</b>			<b>719</b>	▼	<b>-7.2%</b>
<b>Traffic</b>	Infraction	I	2,137	▼	-3.7%	-81
	Misdemeanor	M	960	▼	-5.8%	-59
	Show Cause	SC	111	▼	-8.3%	-10
	Capias	CA	83	▼	-13.5%	-13
	Felony	F	22	▲	+22.2%	+4
	Civil Violation	CV	8	▼	-33.3%	-4
	Restricted Operators License	RL	1	▼	-80.0%	-4
	<b>Total</b>			<b>3,322</b>	▼	<b>-4.8%</b>
<b>Civil</b>	Warrant in Debt	WD	593	▲	+46.1%	+187
	Garnishment	GA	364	▲	+9.0%	+30
	Unlawful Detainer	UD	156	▲	+8.3%	+12
	Other	OT	40	▲	+17.6%	+6
	Impoundment	IM	32	▼	-8.6%	-3
	Admin License	AL	29	▲	+31.8%	+7
	Protective Order	PO	18	▲	+28.6%	+4
	Preliminary Protective Order	PP	15	▼	-28.6%	-6
	Show Cause	SC	15	▼	-6.3%	-1
	Detinue	DT	14	▼	-58.8%	-20
	Interrogatory	IN	12	▼	-20.0%	-3
	Abstract	AJ	10	▼	-23.1%	-3
	Bond Forfeiture	BF	9	▼	-18.2%	-2
	Motion for Judgment	MJ	4	↔		-
	Overweight	OC	3	▲	-	+3
	Petition-Restore Arms	PR	1	↔		-
	Capias	CA	0	▼	-100.0%	-3
	Counter Claim	CC	0	▼	-100.0%	-1
	Petition to Require Blood Test	BT	0	▼	-100.0%	-1
	<b>Total</b>			<b>1,315</b>	▲	<b>18.6%</b>
<b>Civil Commitments</b>	Temporary Detention Order	TD	36	▲	+2.9%	+1
	Emergency Custody Order	EC	10	▲	+42.9%	+3
	<b>Total</b>			<b>46</b>	▲	<b>9.5%</b>
<b>GRAND TOTAL</b>			<b>5,402</b>	▼	-0.2%	-13

**Dispositions by Major Case Category\*\***

Category	Summary	Change	% Change	Absolute Change
Felony	204	▲	-13.6%	-32
Garnishment	376	▼	+7.7%	+27
General Civil	621	▼	+37.1%	+168
Infraction/Civil Violation	2,159	▲	-4.0%	-90
Landlord /Tenant	156	▲	+8.3%	+12
Misdemeanor	1,350	▼	-4.7%	-66
Other	503	▼	-5.6%	-30

\* Compared to same time period as previous year

\*\* Case Type Categories are defined in the 2017 Virginia Judicial Workload Assessment

**CPSS - GCMS CASELOAD STATISTICS OF THE GENERAL DISTRICT COURTS**  
January 2024 thru May 2024 Dispositions (Compared to January 2023 thru May 2023)

---

Protective Orders	33	↔	-5.7%	-2
<b>GRAND TOTAL</b>	<b>5,402</b>	▼	-0.2%	-13

---

\* Compared to same time period as previous year  
6/13/2024 2:02:52PM

\*\* Case Type Categories are defined in the 2017 Virginia Judicial Workload Assessment  
Source: SCV-SQL-Information

2024 Overall GRAND TOTAL		Distribution of Caseload			Change*		Percentage (%) of Caseload			
<b>1,739</b>	-595 -25.5%	<b>Criminal</b>	190	11%	-5.5%	▼	-11	<b>Criminal</b>	2023 8.6%	2024 10.9%
2024		<b>Traffic</b>	1,153	66%	-34.3%	▼	-603	<b>Traffic</b>	75.2%	66.3%
2023		<b>Civil</b>	372	21%	7.2%	▲	+25	<b>Civil</b>	14.9%	21.4%
		<b>Civil Commitments</b>	24	1%	-20.0%	▼	-6	<b>Civil Commitments</b>	1.3%	1.4%
		<b>GRAND TOTAL</b>	<b>1,739</b>	100%	-25.5%	▼	-595	<b>GRAND TOTAL</b>	100%	100%

**Dispositions by Division & Code**

Division	Case Type Description	Code	Summary	Change	% Change	Absolute Change
<b>Criminal</b>	Misdemeanor	M	108	▲	+6.9%	+7
	Felony	F	49	▲	+25.6%	+10
	Show Cause	SC	20	▼	-33.3%	-10
	Capias	CA	10	▼	-44.4%	-8
	Civil Violation	CV	3	▼	-76.9%	-10
	<b>Total</b>			<b>190</b>	▼	<b>-5.5%</b>
<b>Traffic</b>	Infraction	I	901	▼	-41.1%	-629
	Misdemeanor	M	196	▲	+2.1%	+4
	Show Cause	SC	34	▲	+25.9%	+7
	Capias	CA	20	▲	+300.0%	+15
	Felony	F	2	↔		-
	<b>Total</b>			<b>1,153</b>	▼	<b>-34.3%</b>
<b>Civil</b>	Warrant in Debt	WD	187	▲	+31.7%	+45
	Garnishment	GA	100	▲	+9.9%	+9
	Impoundment	IM	24	▼	-50.0%	-24
	Preliminary Protective Order	PP	19	▲	+171.4%	+12
	Other	OT	14	▼		-
	Unlawful Detainer	UD	7	▼	-56.3%	-9
	Interrogatory	IN	6	↔		-
	Admin License	AL	4	▼	-50.0%	-4
	Show Cause	SC	4	▲	+33.3%	+1
	Protective Order	PO	3	▼	-66.7%	-6
	Detinue	DT	2	▲	+100.0%	+1
	Motion for Judgment	MJ	1	▲	-	+1
	Petition-Restore Arms	PR	1	▲	-	+1
	Overweight	OC	0	▼	-100.0%	-1
	Tenants Assertion	TA	0	▼	-100.0%	-1
<b>Total</b>			<b>372</b>	▲	<b>7.2%</b>	<b>+25</b>
<b>Civil Commitments</b>	Temporary Detention Order	TD	11	▼	-38.9%	-7
	Mental Commitment	MC	7	▼	-12.5%	-1
	Emergency Custody Order	EC	6	▲	+50.0%	+2
<b>Total</b>			<b>24</b>	▼	<b>-20.0%</b>	<b>-6</b>
<b>GRAND TOTAL</b>			<b>1,739</b>	▼	<b>-25.5%</b>	<b>-595</b>

**Dispositions by Major Case Category\*\***

Category	Summary	Change	% Change	Absolute Change
Felony	51	▲	+24.4%	+10
Garnishment	106	▲	+9.3%	+9
General Civil	192	▲	+28.9%	+43
Infraction/Civil Violation	904	▼	-41.5%	-640
Landlord /Tenant	7	▼	-58.8%	-10
Misdemeanor	304	▲	+3.8%	+11
Other	153	▲	-13.6%	-24
Protective Orders	22	▲	+37.5%	+6
<b>GRAND TOTAL</b>	<b>1,739</b>	▼	<b>-25.5%</b>	<b>-595</b>

\* Compared to same time period as previous year  
 6/13/2024 2:02:52PM

\*\* Case Type Categories are defined in the 2017 Virginia Judicial Workload Assessment  
 Source: SCV-SQL-Information

2024 Overall GRAND TOTAL		Distribution of Caseload			Change*		Percentage (%) of Caseload		
<b>2,690</b>	-155 -5.4%	<b>Criminal</b>	201	7%	20.4% ▲	+34	<b>Criminal</b>	2023 5.9%	2024 7.5%
2024		<b>Traffic</b>	2,128	79%	-12.1% ▼	-294	<b>Traffic</b>	85.1%	79.1%
2023		<b>Civil</b>	354	13%	38.3% ▲	+98	<b>Civil</b>	9.0%	13.2%
		<b>Civil Commitments</b>	7	0%	- ▲	+7	<b>Civil Commitments</b>	0.0%	0.3%
		<b>GRAND TOTAL</b>	<b>2,690</b>	100%	-5.4% ▼	-155	<b>GRAND TOTAL</b>	100%	100%

Dispositions by Division & Code

Division	Case Type Description	Code	Summary	Change	% Change	Absolute Change
<b>Criminal</b>	Misdemeanor	M	141	▲	+24.8%	+28
	Felony	F	34	▼	-5.6%	-2
	Civil Violation	CV	18	▲	+80.0%	+8
	Show Cause	SC	6	▲	+100.0%	+3
	Capias	CA	2	▼	-60.0%	-3
	<b>Total</b>			<b>201</b>	<b>▲</b>	<b>20.4%</b>
<b>Traffic</b>	Infraction	I	1,723	▼	-8.5%	-161
	Misdemeanor	M	395	▼	-25.0%	-132
	Capias	CA	3	▲	+50.0%	+1
	Civil Violation	CV	2	▲	-	+2
	Felony	F	2	▼	-50.0%	-2
	Show Cause	SC	2	▼	-60.0%	-3
	Other	O	1	▲	-	+1
	<b>Total</b>			<b>2,128</b>	<b>▼</b>	<b>-12.1%</b>
<b>Civil</b>	Warrant in Debt	WD	180	▲	+74.8%	+77
	Garnishment	GA	70	▲	+6.1%	+4
	Admin License	AL	35	▲	+29.6%	+8
	Unlawful Detainer	UD	26	▲	+116.7%	+14
	Impoundment	IM	12	▲	+200.0%	+8
	Other	OT	10	▼	-50.0%	-10
	Motion for Judgment	MJ	7	▲	+75.0%	+3
	Overweight	OC	4	▲	-	+4
	Show Cause	SC	4	▲	+33.3%	+1
	Preliminary Protective Order	PP	2	▼	-75.0%	-6
	Abstract	AJ	1	▲	-	+1
	Detinue	DT	1	▼	-50.0%	-1
	Interrogatory	IN	1	↔	-	-
	Protective Order	PO	1	▼	-66.7%	-2
	Counter Claim	CC	0	▼	-100.0%	-2
Third Party Claim	TH	0	▼	-100.0%	-1	
<b>Total</b>			<b>354</b>	<b>▲</b>	<b>38.3%</b>	<b>+98</b>
<b>Civil Commitments</b>	Emergency Custody Order	EC	4	▲	-	+4
	Temporary Detention Order	TD	3	▲	-	+3
	<b>Total</b>		<b>7</b>	<b>▲</b>	<b>-</b>	<b>+7</b>
<b>GRAND TOTAL</b>			<b>2,690</b>	<b>▼</b>	<b>-5.4%</b>	<b>-155</b>

Dispositions by Major Case Category\*\*

Category	Summary	Change	% Change	Absolute Change
Felony	36	▼	-10.0%	-4
Garnishment	71	▲	+6.0%	+4
General Civil	193	▲	+69.3%	+79
Infraction/Civil Violation	1,748	▲	-7.7%	-146
Landlord /Tenant	26	▲	+116.7%	+14
Misdemeanor	536	▼	-16.3%	-104
Other	77	▲	+14.9%	+10
Protective Orders	3	▼	-72.7%	-8
<b>GRAND TOTAL</b>	<b>2,690</b>	<b>▼</b>	<b>-5.4%</b>	<b>-155</b>

\* Compared to same time period as previous year

\*\* Case Type Categories are defined in the 2017 Virginia Judicial Workload Assessment



**CPSS - GCMS CASELOAD STATISTICS OF THE GENERAL DISTRICT COURTS**  
 January 2024 thru May 2024 Dispositions (Compared to January 2023 thru May 2023)

2024 Overall GRAND TOTAL		Distribution of Caseload			Change*		Percentage (%) of Caseload		
<b>2,988</b>	+1,558 109.0%	<b>Criminal</b>	231	8%	9.0% ▲	+19	<b>Criminal</b>	2023 14.8%	2024 7.7%
2024	↑	<b>Traffic</b>	2,316	78%	163.2% ▲	+1,436	<b>Traffic</b>	61.5%	77.5%
2023		<b>Civil</b>	426	14%	33.1% ▲	+106	<b>Civil</b>	22.4%	14.3%
		<b>Civil Commitments</b>	15	1%	-16.7% ▼	-3	<b>Civil Commitments</b>	1.3%	0.5%
		<b>GRAND TOTAL</b>	<b>2,988</b>	100%	109.0% ▲	+1,558	<b>GRAND TOTAL</b>	100%	100%

**Dispositions by Division & Code**

Division	Case Type Description	Code	Summary	Change	% Change	Absolute Change
<b>Criminal</b>	Misdemeanor	M	137	▲	+9.6%	+12
	Felony	F	48	▲	+17.1%	+7
	Capias	CA	17	▲	+21.4%	+3
	Civil Violation	CV	14	▼	-22.2%	-4
	Show Cause	SC	14	▲	+7.7%	+1
	Restricted Operators License	RL	1	↔		-
	<b>Total</b>			<b>231</b>	<b>▲</b>	<b>9.0%</b>
<b>Traffic</b>	Infraction	I	2,058	▲	+184.6%	+1,335
	Misdemeanor	M	252	▲	+72.6%	+106
	Felony	F	3	▲	-	+3
	Capias	CA	2	▼	-33.3%	-1
	Show Cause	SC	1	▼	-66.7%	-2
	Civil Violation	CV	0	▼	-100.0%	-4
	Restricted Operators License	RL	0	▼	-100.0%	-1
<b>Total</b>			<b>2,316</b>	<b>▲</b>	<b>163.2%</b>	<b>+1,436</b>
<b>Civil</b>	Warrant in Debt	WD	178	▲	+67.9%	+72
	Garnishment	GA	121	▲	+17.5%	+18
	Unlawful Detainer	UD	38	▲	+52.0%	+13
	Admin License	AL	19	▼	-26.9%	-7
	Other	OT	15	▲	+7.1%	+1
	Preliminary Protective Order	PP	12	▼	-20.0%	-3
	Protective Order	PO	11	▲	+22.2%	+2
	Show Cause	SC	11	▲	+175.0%	+7
	Impoundment	IM	8	▲	+33.3%	+2
	Interrogatory	IN	5	▲	+66.7%	+2
	Abstract	AJ	4	▼	-42.9%	-3
	Tenants Assertion	TA	3	▲	-	+3
	Motion for Judgment	MJ	1	▲	-	+1
	Counter Claim	CC	0	▼	-100.0%	-1
Zoning Violation	ZO	0	▼	-100.0%	-1	
<b>Total</b>			<b>426</b>	<b>▲</b>	<b>33.1%</b>	<b>+106</b>
<b>Civil Commitments</b>	Temporary Detention Order	TD	11	▼	-21.4%	-3
	Emergency Custody Order	EC	4	↔		-
<b>Total</b>			<b>15</b>	<b>▼</b>	<b>-16.7%</b>	<b>-3</b>
<b>GRAND TOTAL</b>			<b>2,988</b>	<b>▲</b>	<b>109.0%</b>	<b>+1,558</b>

**Dispositions by Major Case Category\*\***

Category	Summary	Change	% Change	Absolute Change
Felony	51	▲	+24.4%	+10
Garnishment	126	▲	+18.9%	+20
General Civil	184	▲	+70.4%	+76
Infraction/Civil Violation	2,072	▲	+178.1%	+1,327
Landlord /Tenant	41	▲	+64.0%	+16
Misdemeanor	390	▼	+42.3%	+116
Other	101	▼	-5.6%	-6
Protective Orders	23	▲	-4.2%	-1
<b>GRAND TOTAL</b>	<b>2,988</b>	<b>▲</b>	<b>109.0%</b>	<b>+1,558</b>

\* Compared to same time period as previous year  
 6/13/2024 2:02:52PM

\*\* Case Type Categories are defined in the 2017 Virginia Judicial Workload Assessment  
 Source: SCV-SQL-Information





2024 Overall GRAND TOTAL		Distribution of Caseload			Change*		Percentage (%) of Caseload		
<b>3,362</b>	+656 24.2%	<b>Criminal</b>	585	17%	33.9% ▲	+148	<b>Criminal</b>	2023 16.1%	2024 17.4%
2024	↑	<b>Traffic</b>	1,879	56%	16.6% ▲	+267	<b>Traffic</b>	59.6%	55.9%
2023		<b>Civil</b>	861	26%	39.1% ▲	+242	<b>Civil</b>	22.9%	25.6%
		<b>Civil Commitments</b>	37	1%	-2.6% ▼	-1	<b>Civil Commitments</b>	1.4%	1.1%
		<b>GRAND TOTAL</b>	<b>3,362</b>	100%	24.2% ▲	+656	<b>GRAND TOTAL</b>	100%	100%

**Dispositions by Division & Code**

Division	Case Type Description	Code	Summary	Change	% Change	Absolute Change
<b>Criminal</b>	Misdemeanor	M	320	▲	+55.3%	+114
	Felony	F	164	▲	+3.8%	+6
	Capias	CA	49	▲	+44.1%	+15
	Show Cause	SC	28	▲	+21.7%	+5
	Civil Violation	CV	24	▲	+50.0%	+8
	<b>Total</b>			<b>585</b>	<b>▲</b>	<b>33.9%</b>
<b>Traffic</b>	Infraction	I	1,528	▲	+19.0%	+244
	Misdemeanor	M	339	▲	+8.3%	+26
	Felony	F	5	▼	-28.6%	-2
	Capias	CA	4	↔		-
	Show Cause	SC	3	↔		-
	Civil Violation	CV	0	▼	-100.0%	-1
	<b>Total</b>			<b>1,879</b>	<b>▲</b>	<b>16.6%</b>
<b>Civil</b>	Warrant in Debt	WD	406	▲	+51.5%	+138
	Garnishment	GA	195	▲	+30.0%	+45
	Impoundment	IM	79	▲	+61.2%	+30
	Unlawful Detainer	UD	68	▲	+13.3%	+8
	Other	OT	38	▲	+40.7%	+11
	Admin License	AL	28	▲	+75.0%	+12
	Preliminary Protective Order	PP	13	▲	+8.3%	+1
	Protective Order	PO	7	▼	-12.5%	-1
	Counter Claim	CC	6	▲	+500.0%	+5
	Show Cause	SC	6	▲	+200.0%	+4
	Abstract	AJ	5	▼	-37.5%	-3
	Detinue	DT	3	▼	-50.0%	-3
	Interrogatory	IN	3	▼	-40.0%	-2
	Motion for Judgment	MJ	2	▼	-60.0%	-3
	Tenants Assertion	TA	2	▲	+100.0%	+1
	Overweight	OC	0	▼	-100.0%	-1
<b>Total</b>			<b>861</b>	<b>▲</b>	<b>39.1%</b>	<b>+242</b>
<b>Civil Commitments</b>	Temporary Detention Order	TD	33	▲	+3.1%	+1
	Emergency Custody Order	EC	4	▼	-33.3%	-2
	<b>Total</b>		<b>37</b>	<b>▼</b>	<b>-2.6%</b>	<b>-1</b>
<b>GRAND TOTAL</b>			<b>3,362</b>	<b>▲</b>	<b>24.2%</b>	<b>+656</b>

**Dispositions by Major Case Category\*\***

Category	Summary	Change	% Change	Absolute Change
Felony	169	▼	+2.4%	+4
Garnishment	198	▼	+27.7%	+43
General Civil	420	▼	+45.8%	+132
Infraction/Civil Violation	1,552	▼	+19.2%	+250
Landlord /Tenant	70	▲	+14.8%	+9
Misdemeanor	659	▲	+27.0%	+140
Other	274	▲	+39.8%	+78
Protective Orders	20	▼		0
<b>GRAND TOTAL</b>	<b>3,362</b>	<b>▲</b>	<b>24.2%</b>	<b>+656</b>

\* Compared to same time period as previous year

\*\* Case Type Categories are defined in the 2017 Virginia Judicial Workload Assessment



2024 Overall GRAND TOTAL		Distribution of Caseload			Change*		Percentage (%) of Caseload		
<b>2,153</b>	+519 31.8%	<b>Criminal</b>	81	4%	-12.9% ▼	-12	<b>Criminal</b>	2023 5.7%	2024 3.8%
2024	↑	<b>Traffic</b>	1,935	90%	38.6% ▲	+539	<b>Traffic</b>	85.4%	89.9%
2023		<b>Civil</b>	135	6%	-3.6% ▲	-5	<b>Civil</b>	8.6%	6.3%
		<b>Civil Commitments</b>	2	0%	-60.0% ▼	-3	<b>Civil Commitments</b>	0.3%	0.1%
		<b>GRAND TOTAL</b>	<b>2,153</b>	100%	31.8% ▲	+519	<b>GRAND TOTAL</b>	100%	100%

**Dispositions by Division & Code**

Division	Case Type Description	Code	Summary	Change	% Change	Absolute Change
<b>Criminal</b>	Misdemeanor	M	47	▼	-2.1%	-1
	Felony	F	18	▼	-10.0%	-2
	Civil Violation	CV	7	↔		-
	Show Cause	SC	5	▼	-44.4%	-4
	Capias	CA	3	▼	-66.7%	-6
	Restricted Operators License	RL	1	▲	-	+1
	<b>Total</b>			<b>81</b>	▼	<b>-12.9%</b>
<b>Traffic</b>	Infraction	I	1,611	▲	+30.9%	+380
	Misdemeanor	M	290	▲	+93.3%	+140
	Capias	CA	16	▲	+77.8%	+7
	Show Cause	SC	13	▲	+160.0%	+8
	Restricted Operators License	RL	3	▲	-	+3
	Civil Violation	CV	1	▲	-	+1
	Felony	F	1	↔		-
<b>Total</b>			<b>1,935</b>	▲	<b>38.6%</b>	<b>+539</b>
<b>Civil</b>	Warrant in Debt	WD	74	▲	+1.4%	+1
	Garnishment	GA	31	▲	+3.3%	+1
	Preliminary Protective Order	PP	9	▲	+350.0%	+7
	Protective Order	PO	7	▲	-	+7
	Unlawful Detainer	UD	6	▲	+50.0%	+2
	Counter Claim	CC	3	▲	-	+3
	Other	OT	2	▼	-71.4%	-5
	Detinue	DT	1	↔		-
	Impoundment	IM	1	▼	-66.7%	-2
	Overweight	OC	1	▲	-	+1
	Abstract	AJ	0	▼	-100.0%	-1
	Admin License	AL	0	▼	-100.0%	-8
	Capias	CA	0	▼	-100.0%	-4
	Interrogatory	IN	0	▼	-100.0%	-6
	Tenants Assertion	TA	0	▼	-100.0%	-1
<b>Total</b>			<b>135</b>	▼	<b>-3.6%</b>	<b>-5</b>
<b>Civil Commitments</b>	Emergency Custody Order	EC	1	↔		-
	Temporary Detention Order	TD	1	▼	-75.0%	-3
<b>Total</b>			<b>2</b>	▼	<b>-60.0%</b>	<b>-3</b>
<b>GRAND TOTAL</b>			<b>2,153</b>	▲	31.8%	+519

**Dispositions by Major Case Category\*\***

Category	Summary	Change	% Change	Absolute Change
Felony	19	▼	-9.5%	-2
Garnishment	31	▼	-13.9%	-5
General Civil	76	▼		0
Infraction/Civil Violation	1,620	▲	+30.9%	+382
Landlord /Tenant	6	▼	+20.0%	+1
Misdemeanor	341	▲	+72.2%	+143
Other	44	▲	-24.1%	-14
Protective Orders	16	▲	+700.0%	+14
<b>GRAND TOTAL</b>	<b>2,153</b>	▲	31.8%	+519

\* Compared to same time period as previous year  
 6/13/2024 2:02:52PM

\*\* Case Type Categories are defined in the 2017 Virginia Judicial Workload Assessment  
 Source: SCV-SQL-Information



2024 Overall GRAND TOTAL		Distribution of Caseload			Change*		Percentage (%) of Caseload		
<b>4,219</b>	+739 21.2%	<b>Criminal</b>	445	11%	24.6% ▲	+88	<b>Criminal</b>	2023 10.3%	2024 10.5%
2024		<b>Traffic</b>	2,681	64%	14.5% ▲	+340	<b>Traffic</b>	67.3%	63.5%
2023		<b>Civil</b>	1,055	25%	39.4% ▲	+298	<b>Civil</b>	21.8%	25.0%
		<b>Civil Commitments</b>	38	1%	52.0% ▲	+13	<b>Civil Commitments</b>	0.7%	0.9%
		<b>GRAND TOTAL</b>	<b>4,219</b>	100%	21.2% ▲	+739	<b>GRAND TOTAL</b>	100%	100%

**Dispositions by Division & Code**

Division	Case Type Description	Code	Summary	Change	% Change	Absolute Change
<b>Criminal</b>	Misdemeanor	M	257	▲	+25.4%	+52
	Felony	F	122	▲	+134.6%	+70
	Show Cause	SC	28	▼	-12.5%	-4
	Capias	CA	21	▼	-47.5%	-19
	Civil Violation	CV	17	▼	-39.3%	-11
	<b>Total</b>			<b>445</b>	<b>▲</b>	<b>24.6%</b>
<b>Traffic</b>	Infraction	I	2,032	▲	+9.7%	+179
	Misdemeanor	M	489	▲	+24.1%	+95
	Other	O	143	▲	+83.3%	+65
	Capias	CA	6	▲	+20.0%	+1
	Felony	F	5	▼	-16.7%	-1
	Show Cause	SC	5	↔		-
	Civil Violation	CV	1	▲	-	+1
	<b>Total</b>			<b>2,681</b>	<b>▲</b>	<b>14.5%</b>
<b>Civil</b>	Warrant in Debt	WD	560	▲	+58.2%	+206
	Garnishment	GA	218	▲	+13.5%	+26
	Unlawful Detainer	UD	85	▲	+10.4%	+8
	Detinue	DT	35	▲	+84.2%	+16
	Other	OT	33	▼	+32.0%	+8
	Preliminary Protective Order	PP	29	▲	+190.0%	+19
	Admin License	AL	23	▼	-20.7%	-6
	Impoundment	IM	23	▲	+21.1%	+4
	Protective Order	PO	18	▲	+80.0%	+8
	Interrogatory	IN	11	▲	+57.1%	+4
	Show Cause	SC	8	▲	+60.0%	+3
	Motion for Judgment	MJ	5	▲	+66.7%	+2
	Abstract	AJ	4	▼	-33.3%	-2
	Counter Claim	CC	2	▲	-	+2
	Capias	CA	1	↔		-
<b>Total</b>			<b>1,055</b>	<b>▲</b>	<b>39.4%</b>	<b>+298</b>
<b>Civil Commitments</b>	Temporary Detention Order	TD	36	▲	+71.4%	+15
	Emergency Custody Order	EC	2	▼	-50.0%	-2
	<b>Total</b>			<b>38</b>	<b>▲</b>	<b>52.0%</b>
<b>GRAND TOTAL</b>			<b>4,219</b>	<b>▲</b>	<b>21.2%</b>	<b>+739</b>

**Dispositions by Major Case Category\*\***

Category	Summary	Change	% Change	Absolute Change
Felony	127	▲	+119.0%	+69
Garnishment	229	▲	+15.1%	+30
General Civil	601	▲	+58.2%	+221
Infraction/Civil Violation	2,193	▲	+11.9%	+234
Landlord /Tenant	85	▲	+10.4%	+8
Misdemeanor	746	▲	+24.5%	+147
Other	191	▲	+1.6%	+3
Protective Orders	47	▲	+135.0%	+27
<b>GRAND TOTAL</b>	<b>4,219</b>	<b>▲</b>	<b>21.2%</b>	<b>+739</b>

\* Compared to same time period as previous year  
 6/13/2024 2:02:52PM

\*\* Case Type Categories are defined in the 2017 Virginia Judicial Workload Assessment  
 Source: SCV-SQL-Information



2024 Overall GRAND TOTAL		Distribution of Caseload			Change*		Percentage (%) of Caseload		
<b>16,848</b>	-1,821 -9.8%	<b>Criminal</b>	3,602	21%	28.7% ▲	+804	<b>Criminal</b>	2023 15.0%	2024 21.4%
2024		<b>Traffic</b>	9,350	55%	-22.5% ▼	-2,708	<b>Traffic</b>	64.6%	55.5%
2023		<b>Civil</b>	3,608	21%	2.3% ▲	+81	<b>Civil</b>	18.9%	21.4%
		<b>Civil Commitments</b>	288	2%	0.7% ▲	+2	<b>Civil Commitments</b>	1.5%	1.7%
		<b>GRAND TOTAL</b>	<b>16,848</b>	100%	-9.8% ▼	-1,821	<b>GRAND TOTAL</b>	100%	100%

**Dispositions by Division & Code**

Division	Case Type Description	Code	Summary	Change	% Change	Absolute Change
<b>Criminal</b>	Misdemeanor	M	1,728	▲	+22.8%	+321
	Felony	F	1,003	▲	+17.0%	+146
	Capias	CA	432	▲	+15.5%	+58
	Civil Violation	CV	372	▲	+402.7%	+298
	Show Cause	SC	67	▼	-22.1%	-19
	<b>Total</b>			<b>3,602</b>	<b>▲</b>	<b>28.7%</b>
<b>Traffic</b>	Infraction	I	7,370	▼	-25.0%	-2,458
	Misdemeanor	M	1,488	▼	-14.8%	-258
	Other	O	262	▲	+24.8%	+52
	Capias	CA	91	▼	-15.7%	-17
	Civil Violation	CV	52	▼	-5.5%	-3
	Show Cause	SC	49	▼	-21.0%	-13
	Felony	F	38	▼	-22.4%	-11
<b>Total</b>			<b>9,350</b>	<b>▼</b>	<b>-22.5%</b>	<b>-2,708</b>
<b>Civil</b>	Unlawful Detainer	UD	1,247	▲	+20.6%	+213
	Warrant in Debt	WD	995	▲	+17.5%	+148
	Garnishment	GA	500	▲	+12.1%	+54
	Motion for Judgment	MJ	467	▼	-39.2%	-301
	Admin License	AL	141	▼	-9.0%	-14
	Preliminary Protective Order	PP	62	▼	-17.3%	-13
	Protective Order	PO	59	▼	-9.2%	-6
	Other	OT	43	▲	+2.4%	+1
	Show Cause	SC	26	▼	-29.7%	-11
	Impoundment	IM	17	▼	-5.6%	-1
	Interrogatory	IN	17	▲	+41.7%	+5
	Bond Forfeiture	BF	9	▲	+200.0%	+6
	Counter Claim	CC	8	▼	-11.1%	-1
	Tenants Assertion	TA	7	▼	-30.0%	-3
	Petition-Restore Arms	PR	4	▲	-	+4
	Detinue	DT	3	▼	-25.0%	-1
	Capias	CA	1	▼	-50.0%	-1
	Restricted Operators License	RL	1	▲	-	+1
	Third Party Claim	TH	1	▲	-	+1
<b>Total</b>			<b>3,608</b>	<b>▲</b>	<b>2.3%</b>	<b>+81</b>
<b>Civil Commitments</b>	Mental Commitment	MC	161	▲	+9.5%	+14
	Temporary Detention Order	TD	46	▼	-30.3%	-20
	Emergency Custody Order	EC	34	▼	-12.8%	-5
	Other	OT	33	▲	+43.5%	+10
	Petition	PT	13	▲	+85.7%	+6
	Medical Emergency Custody Order	ME	1	▲	-	+1
	Medical Emergency Temporary Detention Order	MT	0	▼	-100.0%	-4
<b>Total</b>			<b>288</b>	<b>▲</b>	<b>0.7%</b>	<b>+2</b>
<b>GRAND TOTAL</b>			<b>16,848</b>	<b>▼</b>	<b>-9.8%</b>	<b>-1,821</b>

**Dispositions by Major Case Category\*\***

Category	Summary	Change	% Change	Absolute Change
Felony	1,041	▼	+14.9%	+135
Garnishment	517	▲	+12.9%	+59

\* Compared to same time period as previous year  
 6/13/2024 2:02:52PM

\*\* Case Type Categories are defined in the 2017 Virginia Judicial Workload Assessment  
 Source: SCV-SQL-Information

**CPSS - GCMS CASELOAD STATISTICS OF THE GENERAL DISTRICT COURTS**

January 2024 thru May 2024 Dispositions (Compared to January 2023 thru May 2023)

**Arlington**

District: 17 FIPS: 013

General Civil	1,480	▲	-8.9%	-145
Infraction/Civil Violation	8,056	▲	-20.8%	-2,111
Involuntary Civil Commitments	46	▲	+53.3%	+16
Landlord /Tenant	1,254	▼	+20.1%	+210
Misdemeanor	3,217	▲	+2.0%	+64
Other	1,116	▲	-2.6%	-30
Protective Orders	121	▼	-13.6%	-19
<b>GRAND TOTAL</b>	<b>16,848</b>	▼	-9.8%	-1,821

\* Compared to same time period as previous year  
6/13/2024 2:02:52PM

\*\* Case Type Categories are defined in the 2017 Virginia Judicial Workload Assessment  
Source: SCV-SQL-Information



2024 Overall GRAND TOTAL		Distribution of Caseload			Change*		Percentage (%) of Caseload		
<b>1,052</b>	+71 7.2%	<b>Criminal</b>	123	12%	36.7% ▲	+33	<b>Criminal</b>	2023 9.2%	2024 11.7%
2024	↑	<b>Traffic</b>	801	76%	3.6% ▲	+28	<b>Traffic</b>	78.8%	76.1%
2023		<b>Civil</b>	128	12%	8.5% ▲	+10	<b>Civil</b>	12.0%	12.2%
		<b>GRAND TOTAL</b>	<b>1,052</b>	100%	7.2% ▲	+71	<b>GRAND TOTAL</b>	100%	100%

Dispositions by Division & Code

Division	Case Type Description	Code	Summary	Change	% Change	Absolute Change
<b>Criminal</b>	Misdemeanor	M	83	▲	+72.9%	+35
	Felony	F	21	▼	-16.0%	-4
	Capias	CA	15	▲	+7.1%	+1
	Show Cause	SC	4	▲	+33.3%	+1
	<b>Total</b>		<b>123</b>	▲	<b>36.7%</b>	<b>+33</b>
<b>Traffic</b>	Infraction	I	678	▲	+3.2%	+21
	Misdemeanor	M	85	▲	+21.4%	+15
	Other	O	29	▼	-9.4%	-3
	Civil Violation	CV	4	▲	+33.3%	+1
	Show Cause	SC	3	↔		-
	Capias	CA	1	▼	-75.0%	-3
	Felony	F	1	▼	-75.0%	-3
	<b>Total</b>		<b>801</b>	▲	<b>3.6%</b>	<b>+28</b>
<b>Civil</b>	Unlawful Detainer	UD	59	▲	+25.5%	+12
	Warrant in Debt	WD	40	▲	+48.1%	+13
	Garnishment	GA	16	▼	-38.5%	-10
	Admin License	AL	7	▼	-36.4%	-4
	Tenants Assertion	TA	2	▲	-	+2
	Counter Claim	CC	1	▲	-	+1
	Other	OT	1	↔		-
	Preliminary Protective Order	PP	1	▲	-	+1
	Protective Order	PO	1	↔		-
	Bond Forfeiture	BF	0	▼	-100.0%	-1
	Impoundment	IM	0	▼	-100.0%	-1
	Interrogatory	IN	0	▼	-100.0%	-2
	Petition-Restore Arms	PR	0	▼	-100.0%	-1
	<b>Total</b>		<b>128</b>	▲	<b>8.5%</b>	<b>+10</b>
<b>GRAND TOTAL</b>			<b>1,052</b>	▲	7.2%	+71

Dispositions by Major Case Category\*\*

Category	Summary	Change	% Change	Absolute Change
Felony	22	▼	-24.1%	-7
Garnishment	16	▼	-42.9%	-12
General Civil	40	▼	+42.9%	+12
Infraction/Civil Violation	711	▲	+2.7%	+19
Landlord /Tenant	61	▲	+29.8%	+14
Misdemeanor	168	▲	+42.4%	+50
Other	32	▲	-15.8%	-6
Protective Orders	2	▲	+100.0%	+1
<b>GRAND TOTAL</b>	<b>1,052</b>	▲	7.2%	+71

2024 Overall GRAND TOTAL		Distribution of Caseload			Change*		Percentage (%) of Caseload			
<b>10,172</b>	+509 5.3%	<b>Criminal</b>	1,962	19%	40.3%	▲	+564	<b>Criminal</b>	2023 14.5%	2024 19.3%
2024	↑	<b>Traffic</b>	3,956	39%	-9.6%	▼	-422	<b>Traffic</b>	45.3%	38.9%
2023		<b>Civil</b>	3,891	38%	9.6%	▲	+340	<b>Civil</b>	36.7%	38.3%
		<b>Civil Commitments</b>	363	4%	8.0%	▲	+27	<b>Civil Commitments</b>	3.5%	3.6%
		<b>GRAND TOTAL</b>	<b>10,172</b>	100%	5.3%	▲	+509	<b>GRAND TOTAL</b>	100%	100%

**Dispositions by Division & Code**

Division	Case Type Description	Code	Summary	Change	% Change	Absolute Change
<b>Criminal</b>	Misdemeanor	M	1,217	▲	+51.0%	+411
	Felony	F	510	▲	+33.5%	+128
	Capias	CA	130	▲	+64.6%	+51
	Show Cause	SC	60	▼	-25.9%	-21
	Civil Violation	CV	45	▼	-10.0%	-5
	<b>Total</b>			<b>1,962</b>	<b>▲</b>	<b>40.3%</b>
<b>Traffic</b>	Infraction	I	2,852	▼	-2.9%	-85
	Misdemeanor	M	654	▼	-7.0%	-49
	Other	O	374	▼	-41.2%	-262
	Civil Violation	CV	23	▲	+187.5%	+15
	Felony	F	21	▼	-30.0%	-9
	Show Cause	SC	19	▼	-58.7%	-27
	Capias	CA	13	▼	-27.8%	-5
<b>Total</b>			<b>3,956</b>	<b>▼</b>	<b>-9.6%</b>	<b>-422</b>
<b>Civil</b>	Unlawful Detainer	UD	2,037	▲	+8.4%	+158
	Warrant in Debt	WD	1,021	▲	+14.3%	+128
	Garnishment	GA	423	▼	-4.9%	-22
	Other	OT	126	▲	+53.7%	+44
	Protective Order	PO	89	▲	+34.8%	+23
	Preliminary Protective Order	PP	81	▲	+15.7%	+11
	Bond Forfeiture	BF	32	▼	-28.9%	-13
	Interrogatory	IN	32	▲	+146.2%	+19
	Admin License	AL	13	▲	+18.2%	+2
	Motion for Judgment	MJ	11	↔		-
	Tenants Assertion	TA	9	↔		-
	Counter Claim	CC	8	▼	-27.3%	-3
	Abstract	AJ	5	▼	-64.3%	-9
	Detinue	DT	3	▲	+200.0%	+2
	Petition-Restore Arms	PR	1	▲	-	+1
	Restricted Operators License	RL	0	▼	-100.0%	-1
	<b>Total</b>			<b>3,891</b>	<b>▲</b>	<b>9.6%</b>
<b>Civil Commitments</b>	Temporary Detention Order	TD	160	↔		-
	Mental Commitment	MC	126	▲	+4.1%	+5
	Emergency Custody Order	EC	48	▼	-4.0%	-2
	Petition	PT	18	▲	+350.0%	+14
	Other	OT	11	▲	+1,000.0%	+10
<b>Total</b>			<b>363</b>	<b>▲</b>	<b>8.0%</b>	<b>+27</b>
<b>GRAND TOTAL</b>			<b>10,172</b>	<b>▲</b>	<b>5.3%</b>	<b>+509</b>

**Dispositions by Major Case Category\*\***

Category	Summary	Change	% Change	Absolute Change
Felony	531	▲	+28.9%	+119
Garnishment	455	▲	-0.7%	-3
General Civil	1,041	▲	+14.0%	+128
Infraction/Civil Violation	3,294	▲	-9.3%	-337
Involuntary Civil Commitments	29	▲	+480.0%	+24
Landlord /Tenant	2,046	▲	+8.4%	+158
Misdemeanor	1,871	▼	+23.9%	+361

\* Compared to same time period as previous year  
 6/13/2024 2:02:52PM

\*\* Case Type Categories are defined in the 2017 Virginia Judicial Workload Assessment  
 Source: SCV-SQL-Information

**CPSS - GCMS CASELOAD STATISTICS OF THE GENERAL DISTRICT COURTS**  
January 2024 thru May 2024 Dispositions (Compared to January 2023 thru May 2023)

Other	735	▼	+3.5%	+25
Protective Orders	170	▲	+25.0%	+34
<b>GRAND TOTAL</b>	<b>10,172</b>	▲	5.3%	+509

\* Compared to same time period as previous year  
6/13/2024 2:02:52PM

\*\* Case Type Categories are defined in the 2017 Virginia Judicial Workload Assessment  
Source: SCV-SQL-Information

2024 Overall GRAND TOTAL		Distribution of Caseload			Change*		Percentage (%) of Caseload		
<b>93,576</b>	+6,742 7.8%	<b>Criminal</b>	11,668	12%	13.7% ▲	+1,405	<b>Criminal</b>	2023 11.8%	2024 12.5%
2024		<b>Traffic</b>	65,789	70%	4.9% ▲	+3,066	<b>Traffic</b>	72.2%	70.3%
2023		<b>Civil</b>	14,351	15%	15.9% ▲	+1,973	<b>Civil</b>	14.3%	15.3%
		<b>Civil Commitments</b>	1,768	2%	20.3% ▲	+298	<b>Civil Commitments</b>	1.7%	1.9%
		<b>GRAND TOTAL</b>	<b>93,576</b>	100%	7.8% ▲	+6,742	<b>GRAND TOTAL</b>	100%	100%

**Dispositions by Division & Code**

Division	Case Type Description	Code	Summary	Change	% Change	Absolute Change
<b>Criminal</b>	Misdemeanor	M	6,239	▲	+17.6%	+933
	Felony	F	4,035	▲	+9.1%	+335
	Capias	CA	1,025	▲	+20.7%	+176
	Show Cause	SC	252	▼	-16.0%	-48
	Civil Violation	CV	114	▲	+10.7%	+11
	Motion	MO	3	▼	-40.0%	-2
	<b>Total</b>			<b>11,668</b>	<b>▲</b>	<b>13.7%</b>
<b>Traffic</b>	Infraction	I	57,174	▲	+6.3%	+3,397
	Misdemeanor	M	7,389	▼	-5.4%	-421
	Capias	CA	521	▲	+23.8%	+100
	Show Cause	SC	256	▲	+4.1%	+10
	Felony	F	179	▲	+4.1%	+7
	Civil Violation	CV	172	▲	+7.5%	+12
	Motion	MO	83	▼	-36.2%	-47
	Restricted Operators License	RL	15	▲	+114.3%	+8
<b>Total</b>			<b>65,789</b>	<b>▲</b>	<b>4.9%</b>	<b>+3,066</b>
<b>Civil</b>	Warrant in Debt	WD	5,674	▲	+17.1%	+827
	Unlawful Detainer	UD	4,191	▲	+38.8%	+1,172
	Garnishment	GA	2,586	▲	+5.9%	+145
	Admin License	AL	564	▼	-5.1%	-30
	Other	OT	229	▲	+21.2%	+40
	Preliminary Protective Order	PP	227	▼	-2.2%	-5
	Protective Order	PO	175	▼	-4.4%	-8
	Show Cause	SC	149	▲	+3.5%	+5
	Bond Forfeiture	BF	103	▼	-16.3%	-20
	Interrogatory	IN	83	▼	-27.2%	-31
	Zoning Violation	ZO	77	▼	-38.9%	-49
	Motion for Judgment	MJ	70	▼	-7.9%	-6
	Impoundment	IM	46	▼	-11.5%	-6
	Counter Claim	CC	44	▼	-25.4%	-15
	Abstract	AJ	42	▼	-58.0%	-58
	Detinue	DT	30	▲	+150.0%	+18
	Overweight	OC	26	▲	+23.8%	+5
	Tenants Assertion	TA	22	▼	-33.3%	-11
	Capias	CA	7	▲	+16.7%	+1
	Petition-Restore Arms	PR	4	↔	-	-
Cross Claim	CR	1	▼	-66.7%	-2	
Third Party Claim	TH	1	▲	-	+1	
<b>Total</b>			<b>14,351</b>	<b>▲</b>	<b>15.9%</b>	<b>+1,973</b>
<b>Civil Commitments</b>	Mental Commitment	MC	786	▲	+30.6%	+184
	Temporary Detention Order	TD	780	▲	+13.9%	+95
	Emergency Custody Order	EC	124	▼	-15.6%	-23
	Other	OT	56	▲	+194.7%	+37
	Medical Emergency Temporary Detention Order	MT	17	↔	-	-
	Petition	PT	5	▲	-	+5
<b>Total</b>			<b>1,768</b>	<b>▲</b>	<b>20.3%</b>	<b>+298</b>
<b>GRAND TOTAL</b>			<b>93,576</b>	<b>▲</b>	<b>7.8%</b>	<b>+6,742</b>

\* Compared to same time period as previous year  
 6/13/2024 2:02:52PM

\*\* Case Type Categories are defined in the 2017 Virginia Judicial Workload Assessment  
 Source: SCV-SQL-Information

**Dispositions by Major Case Category\*\***

Category	Summary	Change	% Change	Absolute Change
Felony	4,214	▲	+8.8%	+342
Garnishment	2,669	▼	+4.5%	+114
General Civil	5,801	▲	+17.1%	+849
Infraction/Civil Violation	57,486	▲	+6.3%	+3,425
Involuntary Civil Commitments	61	▲	+221.1%	+42
Landlord /Tenant	4,213	▲	+38.0%	+1,161
Misdemeanor	13,720	▲	+3.6%	+471
Other	5,010	▲	+7.5%	+351
Protective Orders	402	▼	-3.1%	-13
<b>GRAND TOTAL</b>	<b>93,576</b>	▲	7.8%	+6,742

\* Compared to same time period as previous year  
 6/13/2024 2:02:52PM

\*\* Case Type Categories are defined in the 2017 Virginia Judicial Workload Assessment  
 Source: SCV-SQL-Information

2024 Overall GRAND TOTAL		Distribution of Caseload			Change*		Percentage (%) of Caseload		
<b>1,933</b>	+98 5.3%	<b>Criminal</b>	275	14%	47.1% ▲	+88	<b>Criminal</b>	2023 10.2%	2024 14.2%
2024	↑	<b>Traffic</b>	1,644	85%	0.8% ▲	+13	<b>Traffic</b>	88.9%	85.0%
2023		<b>Civil</b>	14	1%	-17.6% ▼	-3	<b>Civil</b>	0.9%	0.7%
		<b>GRAND TOTAL</b>	<b>1,933</b>	100%	5.3% ▲	+98	<b>GRAND TOTAL</b>	100%	100%

Dispositions by Division & Code

Division	Case Type Description	Code	Summary	Change	% Change	Absolute Change
<b>Criminal</b>	Misdemeanor	M	239	▲	+51.3%	+81
	Capias	CA	31	▲	+40.9%	+9
	Show Cause	SC	5	▲	+66.7%	+2
	Civil Violation	CV	0	▼	-100.0%	-3
	Felony	F	0	▼	-100.0%	-1
	<b>Total</b>			<b>275</b>	<b>▲</b>	<b>47.1%</b>
<b>Traffic</b>	Infraction	I	1,391	▲	+0.1%	+1
	Misdemeanor	M	205	▲	+35.8%	+54
	Civil Violation	CV	26	▼	-62.9%	-44
	Capias	CA	15	▲	+25.0%	+3
	Show Cause	SC	7	▲	+16.7%	+1
	Other	O	0	▼	-100.0%	-2
	<b>Total</b>			<b>1,644</b>	<b>▲</b>	<b>0.8%</b>
<b>Civil</b>	Admin License	AL	7	▼	-56.3%	-9
	Zoning Violation	ZO	5	▲	-	+5
	Impoundment	IM	1	▲	-	+1
	Protective Order	PO	1	▲	-	+1
	Bond Forfeiture	BF	0	▼	-100.0%	-1
	<b>Total</b>			<b>14</b>	<b>▼</b>	<b>-17.6%</b>
<b>GRAND TOTAL</b>			<b>1,933</b>	<b>▲</b>	<b>5.3%</b>	<b>+98</b>

Dispositions by Major Case Category\*\*

Category	Summary	Change	% Change	Absolute Change
Felony	0	▼	-100.0%	-1
Infraction/Civil Violation	1,417	▼	-3.3%	-48
Misdemeanor	449	▲	+45.3%	+140
Other	66	▲	+10.0%	+6
Protective Orders	1	▲	-	+1
<b>GRAND TOTAL</b>	<b>1,933</b>	<b>▲</b>	<b>5.3%</b>	<b>+98</b>

\* Compared to same time period as previous year  
 6/13/2024 2:02:52PM

\*\* Case Type Categories are defined in the 2017 Virginia Judicial Workload Assessment  
 Source: SCV-SQL-Information

**CPSS - GCMS CASELOAD STATISTICS OF THE GENERAL DISTRICT COURTS**  
 January 2024 thru May 2024 Dispositions (Compared to January 2023 thru May 2023)

2024 Overall GRAND TOTAL		Distribution of Caseload			Change*		Percentage (%) of Caseload		
<b>10,316</b>	+795 8.3%	<b>Criminal</b>	924	9%	6.5% ▲	+56	<b>Criminal</b>	2023 9.1%	2024 9.0%
2024	↑	<b>Traffic</b>	8,263	80%	7.1% ▲	+548	<b>Traffic</b>	81.0%	80.1%
2023		<b>Civil</b>	1,083	10%	20.2% ▲	+182	<b>Civil</b>	9.5%	10.5%
		<b>Civil Commitments</b>	46	0%	24.3% ▲	+9	<b>Civil Commitments</b>	0.4%	0.4%
		<b>GRAND TOTAL</b>	<b>10,316</b>	100%	8.3% ▲	+795	<b>GRAND TOTAL</b>	100%	100%

**Dispositions by Division & Code**

Division	Case Type Description	Code	Summary	Change	% Change	Absolute Change
<b>Criminal</b>	Misdemeanor	M	518	▲	+3.8%	+19
	Felony	F	207	▲	+11.3%	+21
	Civil Violation	CV	68	▼	-1.4%	-1
	Show Cause	SC	67	▲	+28.8%	+15
	Capias	CA	62	↔		-
	Restricted Operators License	RL	2	▲	-	+2
	<b>Total</b>			<b>924</b>	<b>▲</b>	<b>6.5%</b>
<b>Traffic</b>	Infraction	I	7,030	▲	+6.2%	+410
	Misdemeanor	M	1,187	▲	+13.6%	+142
	Capias	CA	17	▼	-5.6%	-1
	Felony	F	17	▼	-19.0%	-4
	Show Cause	SC	11	▲	+83.3%	+5
	Other	O	1	▲	-	+1
	Civil Violation	CV	0	▼	-100.0%	-5
<b>Total</b>			<b>8,263</b>	<b>▲</b>	<b>7.1%</b>	<b>+548</b>
<b>Civil</b>	Warrant in Debt	WD	459	▲	+25.4%	+93
	Garnishment	GA	268	▲	+18.6%	+42
	Unlawful Detainer	UD	136	▲	+78.9%	+60
	Admin License	AL	67	▲	+9.8%	+6
	Protective Order	PO	26	▲	+13.0%	+3
	Preliminary Protective Order	PP	23	▼	-17.9%	-5
	Other	OT	21	▼	-41.7%	-15
	Abstract	AJ	16	▼	-11.1%	-2
	Show Cause	SC	15	▲	+66.7%	+6
	Interrogatory	IN	14	▲	+7.7%	+1
	Impoundment	IM	11	▼	-35.3%	-6
	Zoning Violation	ZO	8	▲	+166.7%	+5
	Detinue	DT	7	▼	-30.0%	-3
	Motion for Judgment	MJ	5	▲	-	+5
	Tenants Assertion	TA	4	▼	-20.0%	-1
	Counter Claim	CC	2	▲	+100.0%	+1
	Overweight	OC	1	▼	-83.3%	-5
	Petition-Restore Arms	PR	0	▼	-100.0%	-2
Restricted Operators License	RL	0	▼	-100.0%	-1	
<b>Total</b>			<b>1,083</b>	<b>▲</b>	<b>20.2%</b>	<b>+182</b>
<b>Civil Commitments</b>	Temporary Detention Order	TD	32	▲	+28.0%	+7
	Emergency Custody Order	EC	14	▲	+16.7%	+2
	<b>Total</b>		<b>46</b>	<b>▲</b>	<b>24.3%</b>	<b>+9</b>
<b>GRAND TOTAL</b>			<b>10,316</b>	<b>▲</b>	<b>8.3%</b>	<b>+795</b>

**Dispositions by Major Case Category\*\***

Category	Summary	Change	% Change	Absolute Change
Felony	224	▼	+8.2%	+17
Garnishment	282	▲	+18.0%	+43
General Civil	476	▲	+24.6%	+94
Infraction/Civil Violation	7,100	▲	+6.0%	+400
Landlord /Tenant	140	▲	+72.8%	+59
Misdemeanor	1,715	▲	+10.8%	+167

\* Compared to same time period as previous year  
 6/13/2024 2:02:52PM

\*\* Case Type Categories are defined in the 2017 Virginia Judicial Workload Assessment  
 Source: SCV-SQL-Information

**CPSS - GCMS CASELOAD STATISTICS OF THE GENERAL DISTRICT COURTS**


January 2024 thru May 2024 Dispositions (Compared to January 2023 thru May 2023)

Other	330	▲	+5.4%	+17
Protective Orders	49	▼	-3.9%	-2
<b>GRAND TOTAL</b>	<b>10,316</b>	▲	8.3%	+795

\* Compared to same time period as previous year  
6/13/2024 2:02:52PM

\*\* Case Type Categories are defined in the 2017 Virginia Judicial Workload Assessment  
Source: SCV-SQL-Information



2024 Overall GRAND TOTAL		Distribution of Caseload			Change*		Percentage (%) of Caseload		
<b>22,288</b>	-10 0.0%	<b>Criminal</b>	2,845	13%	6.4% ▲	+171	<b>Criminal</b>	2023 12.0%	2024 12.8%
		<b>Traffic</b>	14,212	64%	2.9% ▲	+395	<b>Traffic</b>	62.0%	63.8%
		<b>Civil</b>	4,848	22%	-10.7% ▼	-578	<b>Civil</b>	24.3%	21.8%
		<b>Civil Commitments</b>	383	2%	0.5% ▲	+2	<b>Civil Commitments</b>	1.7%	1.7%
		<b>GRAND TOTAL</b>	<b>22,288</b>	100%	0.0% ▼	-10	<b>GRAND TOTAL</b>	100%	100%

Dispositions by Division & Code

Division	Case Type Description	Code	Summary	Change	% Change	Absolute Change
<b>Criminal</b>	Misdemeanor	M	1,574	▲	+10.5%	+149
	Felony	F	748	▼	-1.3%	-10
	Capias	CA	240	↔		-
	Show Cause	SC	149	▲	+1.4%	+2
	Civil Violation	CV	134	▲	+28.8%	+30
	<b>Total</b>			<b>2,845</b>	<b>▲</b>	<b>6.4%</b>
<b>Traffic</b>	Infraction	I	12,299	▲	+1.0%	+127
	Misdemeanor	M	1,801	▲	+16.0%	+249
	Capias	CA	48	↔		-
	Felony	F	34	▲	+21.4%	+6
	Show Cause	SC	27	▲	+68.8%	+11
	Civil Violation	CV	2	▲	-	+2
	Restricted Operators License	RL	1	↔		-
	<b>Total</b>			<b>14,212</b>	<b>▲</b>	<b>2.9%</b>
<b>Civil</b>	Warrant in Debt	WD	2,221	▲	+19.0%	+355
	Garnishment	GA	1,206	▼	-47.8%	-1,103
	Unlawful Detainer	UD	727	▲	+15.6%	+98
	Admin License	AL	161	▲	+45.0%	+50
	Show Cause	SC	128	▲	+30.6%	+30
	Interrogatory	IN	117	▲	+6.4%	+7
	Preliminary Protective Order	PP	86	▲	+8.9%	+7
	Protective Order	PO	70	▼	-10.3%	-8
	Other	OT	36	▼	-36.8%	-21
	Bond Forfeiture	BF	22	▲	+266.7%	+16
	Impoundment	IM	19	▲	+216.7%	+13
	Abstract	AJ	15	▼	-55.9%	-19
	Counter Claim	CC	12	▼	-20.0%	-3
	Capias	CA	7	▼	-36.4%	-4
	Detinue	DT	5	▼	-16.7%	-1
	Third Party Claim	TH	5	▲	-	+5
	Tenants Assertion	TA	4	▼	-33.3%	-2
	Mechanic's Lien	ML	2	▲	+100.0%	+1
	Overweight	OC	2	↔		-
	Cross Claim	CR	1	▲	-	+1
	Motion for Judgment	MJ	1	▲	-	+1
	Petition-Restore Arms	PR	1	↔		-
	Interrogatory-Not	IC	0	▼	-100.0%	-1
<b>Total</b>			<b>4,848</b>	<b>▼</b>	<b>-10.7%</b>	<b>-578</b>
<b>Civil Commitments</b>	Temporary Detention Order	TD	168	▼	-3.4%	-6
	Mental Commitment	MC	160	▲	+17.6%	+24
	Emergency Custody Order	EC	41	▼	-21.2%	-11
	Other	OT	8	▼	-50.0%	-8
	Medical Emergency Temporary Detention Order	MT	4	▲	+100.0%	+2
	Petition	PT	2	▲	+100.0%	+1
<b>Total</b>			<b>383</b>	<b>▲</b>	<b>0.5%</b>	<b>+2</b>
<b>GRAND TOTAL</b>			<b>22,288</b>	<b>▼</b>	<b>0.0%</b>	<b>-10</b>

**CPSS - GCMS CASELOAD STATISTICS OF THE GENERAL DISTRICT COURTS**

January 2024 thru May 2024 Dispositions (Compared to January 2023 thru May 2023)

**Dispositions by Major Case Category\*\***

Category	Summary	Change	% Change	Absolute Change
Felony	782	▲	-0.5%	-4
Garnishment	1,323	▼	-45.3%	-1,096
General Civil	2,243	▲	+19.1%	+359
Infraction/Civil Violation	12,437	▲	+1.3%	+159
Involuntary Civil Commitments	10	▲	-41.2%	-7
Landlord /Tenant	731	▼	+15.1%	+96
Misdemeanor	3,376	▲	+13.4%	+398
Other	1,230	▲	+7.5%	+86
Protective Orders	156	▼	-0.6%	-1
<b>GRAND TOTAL</b>	<b>22,288</b>	▼	0.0%	-10

\* Compared to same time period as previous year  
6/13/2024 2:02:52PM

\*\* Case Type Categories are defined in the 2017 Virginia Judicial Workload Assessment  
Source: SCV-SQL-Information

2024 Overall GRAND TOTAL		Distribution of Caseload			Change*		Percentage (%) of Caseload			
2024	1,936	Criminal	147	8%	22.5%	▲	+27	2023	8.2%	7.6%
2023	+472 32.2%	Traffic	1,703	88%	34.3%	▲	+435	2024	86.6%	88.0%
	↑	Civil	83	4%	15.3%	▲	+11		4.9%	4.3%
		Civil Commitments	3	0%	-25.0%	▼	-1		0.3%	0.2%
		<b>GRAND TOTAL</b>	<b>1,936</b>	<b>100%</b>	<b>32.2%</b>	<b>▲</b>	<b>+472</b>	<b>GRAND TOTAL</b>	<b>100%</b>	<b>100%</b>

Dispositions by Division & Code

Division	Case Type Description	Code	Summary	Change	% Change	Absolute Change
<b>Criminal</b>	Misdemeanor	M	60	▼	-11.8%	-8
	Felony	F	52	▲	+92.6%	+25
	Capias	CA	15	▲	+66.7%	+6
	Show Cause	SC	15	▲	+50.0%	+5
	Civil Violation	CV	5	▼	-16.7%	-1
	<b>Total</b>			<b>147</b>	<b>▲</b>	<b>22.5%</b>
<b>Traffic</b>	Infraction	I	1,418	▲	+30.6%	+332
	Misdemeanor	M	273	▲	+62.5%	+105
	Capias	CA	5	↔		-
	Felony	F	3	↔		-
	Show Cause	SC	3	▼	-25.0%	-1
	Restricted Operators License	RL	1	▼	-50.0%	-1
	<b>Total</b>			<b>1,703</b>	<b>▲</b>	<b>34.3%</b>
<b>Civil</b>	Warrant in Debt	WD	37	▲	+117.6%	+20
	Admin License	AL	14	▼	-6.7%	-1
	Garnishment	GA	13	▲	+85.7%	+6
	Impoundment	IM	8	▼	-52.9%	-9
	Unlawful Detainer	UD	5	▲	+25.0%	+1
	Abstract	AJ	1	▲	-	+1
	Counter Claim	CC	1	▲	-	+1
	Detinue	DT	1	▲	-	+1
	Other	OT	1	▲	-50.0%	-1
	Preliminary Protective Order	PP	1	▼	-80.0%	-4
	Protective Order	PO	1	▼	-80.0%	-4
	<b>Total</b>			<b>83</b>	<b>▲</b>	<b>15.3%</b>
<b>Civil Commitments</b>	Temporary Detention Order	TD	3	▲	+50.0%	+1
	Emergency Custody Order	EC	0	▼	-100.0%	-1
	Mental Commitment	MC	0	▼	-100.0%	-1
<b>Total</b>			<b>3</b>	<b>▼</b>	<b>-25.0%</b>	<b>-1</b>
<b>GRAND TOTAL</b>			<b>1,936</b>	<b>▲</b>	<b>32.2%</b>	<b>+472</b>

Dispositions by Major Case Category\*\*

Category	Summary	Change	% Change	Absolute Change
Felony	55	▲	+83.3%	+25
Garnishment	13	▲	+85.7%	+6
General Civil	38	▲	+100.0%	+19
Infraction/Civil Violation	1,423	▲	+30.3%	+331
Landlord /Tenant	5	▲	+25.0%	+1
Misdemeanor	334	▲	+40.3%	+96
Other	66	▲	+3.1%	+2
Protective Orders	2	▼	-80.0%	-8
<b>GRAND TOTAL</b>	<b>1,936</b>	<b>▲</b>	<b>32.2%</b>	<b>+472</b>

\* Compared to same time period as previous year  
 6/13/2024 2:02:52PM

\*\* Case Type Categories are defined in the 2017 Virginia Judicial Workload Assessment  
 Source: SCV-SQL-Information

2024 Overall GRAND TOTAL		Distribution of Caseload			Change*		Percentage (%) of Caseload			
<b>4,954</b>	+936 23.3%	<b>Criminal</b>	718	14%	16.4%	▲	+101	<b>Criminal</b>	2023: 15.4%	2024: 14.5%
		<b>Traffic</b>	2,813	57%	33.8%	▲	+710	<b>Traffic</b>	52.3%	56.8%
		<b>Civil</b>	1,301	26%	8.1%	▲	+98	<b>Civil</b>	29.9%	26.3%
		<b>Civil Commitments</b>	122	2%	28.4%	▲	+27	<b>Civil Commitments</b>	2.4%	2.5%
		<b>GRAND TOTAL</b>	<b>4,954</b>	100%	23.3%	▲	+936	<b>GRAND TOTAL</b>	100%	100%

Dispositions by Division & Code

Division	Case Type Description	Code	Summary	Change	% Change	Absolute Change
<b>Criminal</b>	Misdemeanor	M	410	▲	+4.9%	+19
	Felony	F	194	▲	+39.6%	+55
	Civil Violation	CV	50	▲	+163.2%	+31
	Capias	CA	43	↔		-
	Show Cause	SC	21	▼	-16.0%	-4
	<b>Total</b>			<b>718</b>	<b>▲</b>	<b>16.4%</b>
<b>Traffic</b>	Infraction	I	2,075	▲	+43.2%	+626
	Misdemeanor	M	701	▲	+18.8%	+111
	Show Cause	SC	16	▼	-5.9%	-1
	Capias	CA	11	▼	-59.3%	-16
	Felony	F	7	▼	-50.0%	-7
	Civil Violation	CV	3	▼	-50.0%	-3
	<b>Total</b>			<b>2,813</b>	<b>▲</b>	<b>33.8%</b>
<b>Civil</b>	Warrant in Debt	WD	512	▲	+22.5%	+94
	Garnishment	GA	337	▼	-4.3%	-15
	Unlawful Detainer	UD	217	▲	+5.9%	+12
	Detinue	DT	63	▲	+26.0%	+13
	Other	OT	47	▼	-16.1%	-9
	Protective Order	PO	35	▲	+25.0%	+7
	Preliminary Protective Order	PP	34	▲	+41.7%	+10
	Bond Forfeiture	BF	24	▼	-17.2%	-5
	Admin License	AL	18	↔		-
	Abstract	AJ	4	▼	-20.0%	-1
	Overweight	OC	3	▲	-	+3
	Tenants Assertion	TA	3	▲	+200.0%	+2
	Interrogatory	IN	2	▼	-71.4%	-5
	Impoundment	IM	1	▼	-75.0%	-3
	Petition-Restore Arms	PR	1	↔		-
	Counter Claim	CC	0	▼	-100.0%	-2
	Distress Seizure	DS	0	▼	-100.0%	-1
	Motion for Judgment	MJ	0	▼	-100.0%	-1
	Third Party Claim	TH	0	▼	-100.0%	-1
<b>Total</b>			<b>1,301</b>	<b>▲</b>	<b>8.1%</b>	<b>+98</b>
<b>Civil Commitments</b>	Temporary Detention Order	TD	64	▲	+30.6%	+15
	Emergency Custody Order	EC	41	▲	+20.6%	+7
	Mental Commitment	MC	17	▲	+41.7%	+5
	<b>Total</b>			<b>122</b>	<b>▲</b>	<b>28.4%</b>
<b>GRAND TOTAL</b>			<b>4,954</b>	<b>▲</b>	<b>23.3%</b>	<b>+936</b>

Dispositions by Major Case Category\*\*

Category	Summary	Change	% Change	Absolute Change
Felony	201	▼	+31.4%	+48
Garnishment	339	▼	-5.6%	-20
General Civil	578	▼	+22.2%	+105
Infraction/Civil Violation	2,131	▲	+44.6%	+657
Landlord /Tenant	220	▲	+6.8%	+14
Misdemeanor	1,111	▲	+13.3%	+130
Other	305	▼	-4.7%	-15

\* Compared to same time period as previous year

\*\* Case Type Categories are defined in the 2017 Virginia Judicial Workload Assessment

**CPSS - GCMS CASELOAD STATISTICS OF THE GENERAL DISTRICT COURTS**  
January 2024 thru May 2024 Dispositions (Compared to January 2023 thru May 2023)

---

Protective Orders	69	▲	+32.7%	+17
<b>GRAND TOTAL</b>	<b>4,954</b>	<b>▲</b>	<b>23.3%</b>	<b>+936</b>

---

\* Compared to same time period as previous year  
6/13/2024 2:02:52PM

\*\* Case Type Categories are defined in the 2017 Virginia Judicial Workload Assessment  
Source: SCV-SQL-Information

2024 Overall GRAND TOTAL		Distribution of Caseload			Change*		Percentage (%) of Caseload		
<b>1,941</b>	-567 -22.6%	<b>Criminal</b>	360	19%	-4.3% ▼	-16	<b>Criminal</b>	2023 15.0%	2024 18.5%
2024		<b>Traffic</b>	913	47%	-40.2% ▼	-614	<b>Traffic</b>	60.9%	47.0%
2023		<b>Civil</b>	556	29%	7.1% ▲	+37	<b>Civil</b>	20.7%	28.6%
		<b>Civil Commitments</b>	112	6%	30.2% ▲	+26	<b>Civil Commitments</b>	3.4%	5.8%
		<b>GRAND TOTAL</b>	<b>1,941</b>	100%	-22.6% ▼	-567	<b>GRAND TOTAL</b>	100%	100%

**Dispositions by Division & Code**

Division	Case Type Description	Code	Summary	Change	% Change	Absolute Change
<b>Criminal</b>	Misdemeanor	M	201	▼	-7.4%	-16
	Felony	F	108	▼	-6.9%	-8
	Show Cause	SC	26	▲	+73.3%	+11
	Capias	CA	21	▼	-16.0%	-4
	Civil Violation	CV	4	▲	+33.3%	+1
	<b>Total</b>			<b>360</b>	▼	<b>-4.3%</b>
<b>Traffic</b>	Infraction	I	620	▼	-47.5%	-561
	Misdemeanor	M	247	▼	-21.6%	-68
	Show Cause	SC	18	▲	+20.0%	+3
	Capias	CA	14	▲	+100.0%	+7
	Civil Violation	CV	7	▲	+133.3%	+4
	Felony	F	7	▲	+16.7%	+1
<b>Total</b>			<b>913</b>	▼	<b>-40.2%</b>	<b>-614</b>
<b>Civil</b>	Unlawful Detainer	UD	191	▲	+43.6%	+58
	Warrant in Debt	WD	161	▲	+32.0%	+39
	Garnishment	GA	133	▼	-32.1%	-63
	Admin License	AL	21	▲	+61.5%	+8
	Other	OT	17	▲	+13.3%	+2
	Bond Forfeiture	BF	10	▼	-44.4%	-8
	Protective Order	PO	7	▲	+75.0%	+3
	Preliminary Protective Order	PP	6	▲	+100.0%	+3
	Impoundment	IM	3	▼	-40.0%	-2
	Interrogatory	IN	3	▲	+200.0%	+2
	Show Cause	SC	2	▲	-	+2
	Abstract	AJ	1	▼	-66.7%	-2
	Detinue	DT	1	▼	-80.0%	-4
	Counter Claim	CC	0	▼	-100.0%	-1
	<b>Total</b>			<b>556</b>	▲	<b>7.1%</b>
<b>Civil Commitments</b>	Emergency Custody Order	EC	48	▲	+14.3%	+6
	Temporary Detention Order	TD	42	▲	+50.0%	+14
	Mental Commitment	MC	22	▲	+37.5%	+6
<b>Total</b>			<b>112</b>	▲	<b>30.2%</b>	<b>+26</b>
<b>GRAND TOTAL</b>			<b>1,941</b>	▼	<b>-22.6%</b>	<b>-567</b>

**Dispositions by Major Case Category\*\***

Category	Summary	Change	% Change	Absolute Change
Felony	115	▲	-5.7%	-7
Garnishment	136	▲	-31.0%	-61
General Civil	163	▲	+28.3%	+36
Infraction/Civil Violation	631	▲	-46.8%	-556
Landlord /Tenant	191	▲	+43.6%	+58
Misdemeanor	448	▼	-15.8%	-84
Other	244	▲	+20.2%	+41
Protective Orders	13	▲	+85.7%	+6
<b>GRAND TOTAL</b>	<b>1,941</b>	▼	<b>-22.6%</b>	<b>-567</b>

\* Compared to same time period as previous year  
 6/13/2024 2:02:52PM

\*\* Case Type Categories are defined in the 2017 Virginia Judicial Workload Assessment  
 Source: SCV-SQL-Information

2024 Overall GRAND TOTAL		Distribution of Caseload			Change*		Percentage (%) of Caseload			
2024	1,247	Criminal	190	15%	-16.3%	▼	-37	Criminal	19.2%	15.2%
			Traffic	870	70%	16.6%	▲		+124	Traffic
2023	+65 5.5%	Civil	185	15%	-1.6%	▲	-3	Civil	15.9%	14.8%
	↑	Civil Commitments	2	0%	-90.5%	▼	-19	Civil Commitments	1.8%	0.2%
		<b>GRAND TOTAL</b>	<b>1,247</b>	100%	5.5%	▲	+65	<b>GRAND TOTAL</b>	100%	100%

**Dispositions by Division & Code**

Division	Case Type Description	Code	Summary	Change	% Change	Absolute Change
<b>Criminal</b>	Misdemeanor	M	101	▼	-21.1%	-27
	Felony	F	71	▲	+26.8%	+15
	Capias	CA	10	▼	-47.4%	-9
	Civil Violation	CV	5	↔		-
	Show Cause	SC	3	▼	-84.2%	-16
	<b>Total</b>			<b>190</b>	▼	<b>-16.3%</b>
<b>Traffic</b>	Infraction	I	700	▲	+21.5%	+124
	Misdemeanor	M	164	↔		-
	Felony	F	6	▲	+20.0%	+1
	Capias	CA	0	▼	-100.0%	-1
	<b>Total</b>			<b>870</b>	▲	<b>16.6%</b>
<b>Civil</b>	Warrant in Debt	WD	97	▲	+24.4%	+19
	Garnishment	GA	42	▲	+5.0%	+2
	Unlawful Detainer	UD	13	▼	-45.8%	-11
	Protective Order	PO	8	↔		-
	Preliminary Protective Order	PP	7	▲	+40.0%	+2
	Admin License	AL	6	▲	+20.0%	+1
	Other	OT	6	▲	+20.0%	+1
	Abstract	AJ	2	▲	-	+2
	Bond Forfeiture	BF	2	▼	-77.8%	-7
	Counter Claim	CC	1	▲	-	+1
	Detinue	DT	1	▼	-50.0%	-1
	Capias	CA	0	▼	-100.0%	-2
	Interrogatory	IN	0	▼	-100.0%	-2
	Motion for Judgment	MJ	0	▼	-100.0%	-1
	Overweight	OC	0	▼	-100.0%	-4
	Show Cause	SC	0	▼	-100.0%	-3
<b>Total</b>			<b>185</b>	▼	<b>-1.6%</b>	<b>-3</b>
<b>Civil Commitments</b>	Temporary Detention Order	TD	2	▼	-86.7%	-13
	Emergency Custody Order	EC	0	▼	-100.0%	-6
	<b>Total</b>			<b>2</b>	▼	<b>-90.5%</b>
<b>GRAND TOTAL</b>			<b>1,247</b>	▲	5.5%	+65

**Dispositions by Major Case Category\*\***

Category	Summary	Change	% Change	Absolute Change
Felony	77	▲	+26.2%	+16
Garnishment	42	▼		0
General Civil	98	▼	+21.0%	+17
Infraction/Civil Violation	705	▼	+20.5%	+120
Landlord /Tenant	13	▼	-45.8%	-11
Misdemeanor	265	▼	-9.2%	-27
Other	32	▲	-61.9%	-52
Protective Orders	15	▲	+15.4%	+2
<b>GRAND TOTAL</b>	<b>1,247</b>	▲	5.5%	+65

\* Compared to same time period as previous year  
 6/13/2024 2:02:52PM

\*\* Case Type Categories are defined in the 2017 Virginia Judicial Workload Assessment  
 Source: SCV-SQL-Information

2024 Overall GRAND TOTAL		Distribution of Caseload			Change*		Percentage (%) of Caseload		
<b>6,201</b>	-122 -1.9%	<b>Criminal</b>	1,718	28%	-3.6% ▼	-64	<b>Criminal</b>	2023 28.2%	2024 27.7%
2024		<b>Traffic</b>	2,051	33%	5.9% ▲	+115	<b>Traffic</b>	30.6%	33.1%
2023		<b>Civil</b>	1,941	31%	-8.9% ▼	-190	<b>Civil</b>	33.7%	31.3%
		<b>Civil Commitments</b>	491	8%	3.6% ▲	+17	<b>Civil Commitments</b>	7.5%	7.9%
		<b>GRAND TOTAL</b>	<b>6,201</b>	100%	-1.9% ▼	-122	<b>GRAND TOTAL</b>	100%	100%

**Dispositions by Division & Code**

Division	Case Type Description	Code	Summary	Change	% Change	Absolute Change
<b>Criminal</b>	Misdemeanor	M	1,042	▼	-4.6%	-50
	Felony	F	429	▼	-5.7%	-26
	Capias	CA	194	▲	+19.8%	+32
	Show Cause	SC	29	▼	-23.7%	-9
	Civil Violation	CV	21	▼	-19.2%	-5
	Motion	MO	2	▲	+100.0%	+1
	Restricted Operators License	RL	1	▼	-87.5%	-7
	<b>Total</b>			<b>1,718</b>	▼	<b>-3.6%</b>
<b>Traffic</b>	Infraction	I	1,452	▲	+7.7%	+104
	Misdemeanor	M	559	▲	+3.9%	+21
	Capias	CA	27	▼	-3.6%	-1
	Felony	F	11	▼	-15.4%	-2
	Other	O	1	▲	-	+1
	Restricted Operators License	RL	1	▼	-80.0%	-4
	Show Cause	SC	0	▼	-100.0%	-4
<b>Total</b>			<b>2,051</b>	▲	<b>5.9%</b>	<b>+115</b>
<b>Civil</b>	Warrant in Debt	WD	574	▲	+2.7%	+15
	Unlawful Detainer	UD	494	▼	-10.3%	-57
	Garnishment	GA	422	▼	-1.6%	-7
	Detinue	DT	170	▼	-45.0%	-139
	Other	OT	134	▼	+0.8%	+1
	Protective Order	PO	54	▲	+25.6%	+11
	Preliminary Protective Order	PP	47	▲	+38.2%	+13
	Admin License	AL	22	▼	-24.1%	-7
	Bond Forfeiture	BF	10	▼	-47.4%	-9
	Impoundment	IM	4	▲	+33.3%	+1
	Tenants Assertion	TA	4	▲	+100.0%	+2
	Interrogatory	IN	2	▼	-33.3%	-1
	Motion for Judgment	MJ	2	▲	+100.0%	+1
	Abstract	AJ	1	▼	-87.5%	-7
	Petition-Restore Arms	PR	1	▼	-66.7%	-2
	Counter Claim	CC	0	▼	-100.0%	-2
Show Cause	SC	0	▼	-100.0%	-3	
<b>Total</b>			<b>1,941</b>	▼	<b>-8.9%</b>	<b>-190</b>
<b>Civil Commitments</b>	Mental Commitment	MC	242	▲	+11.5%	+25
	Temporary Detention Order	TD	104	▲	+14.3%	+13
	Other	OT	101	▲	+9.8%	+9
	Emergency Custody Order	EC	40	▼	-39.4%	-26
	Petition	PT	3	▼	-40.0%	-2
	Medical Emergency Temporary Detention Order	MT	1	▼	-50.0%	-1
	Medical Emergency Custody Order	ME	0	▼	-100.0%	-1
<b>Total</b>			<b>491</b>	▲	<b>3.6%</b>	<b>+17</b>
<b>GRAND TOTAL</b>			<b>6,201</b>	▼	<b>-1.9%</b>	<b>-122</b>

**Dispositions by Major Case Category\*\***

Category	Summary	Change	% Change	Absolute Change
Felony	440	▼	-6.0%	-28
Garnishment	424	▼	-1.9%	-8

\* Compared to same time period as previous year  
 6/13/2024 2:02:52PM

\*\* Case Type Categories are defined in the 2017 Virginia Judicial Workload Assessment  
 Source: SCV-SQL-Information



**CPSS - GCMS CASELOAD STATISTICS OF THE GENERAL DISTRICT COURTS**

**Danville**

January 2024 thru May 2024 Dispositions (Compared to January 2023 thru May 2023)

District: 22 FIPS: 590

General Civil	750	▼	-14.7%	-129
Infraction/Civil Violation	1,474	▲	+7.3%	+100
Involuntary Civil Commitments	104	▼	+7.2%	+7
Landlord /Tenant	498	▲	-9.9%	-55
Misdemeanor	1,603	▼	-2.4%	-40
Other	807	▼	+0.9%	+7
Protective Orders	101	▲	+31.2%	+24
<b>GRAND TOTAL</b>	<b>6,201</b>	▼	-1.9%	-122

\* Compared to same time period as previous year  
6/13/2024 2:02:52PM

\*\* Case Type Categories are defined in the 2017 Virginia Judicial Workload Assessment  
Source: SCV-SQL-Information

2024 Overall GRAND TOTAL		Distribution of Caseload			Change*		Percentage (%) of Caseload																																										
2024	5,005	<table border="1"> <tr><td>Criminal</td><td>824</td><td>16%</td></tr> <tr><td>Traffic</td><td>3,064</td><td>61%</td></tr> <tr><td>Civil</td><td>1,039</td><td>21%</td></tr> <tr><td>Civil Commitments</td><td>78</td><td>2%</td></tr> <tr><td><b>GRAND TOTAL</b></td><td><b>5,005</b></td><td><b>100%</b></td></tr> </table>	Criminal	824	16%	Traffic	3,064	61%	Civil	1,039	21%	Civil Commitments	78	2%	<b>GRAND TOTAL</b>	<b>5,005</b>	<b>100%</b>	<table border="1"> <tr><td>Criminal</td><td>15.4%</td><td>▲</td></tr> <tr><td>Traffic</td><td>34.2%</td><td>▲</td></tr> <tr><td>Civil</td><td>20.7%</td><td>▲</td></tr> <tr><td>Civil Commitments</td><td>-14.3%</td><td>▼</td></tr> <tr><td><b>GRAND TOTAL</b></td><td><b>26.7%</b></td><td><b>▲</b></td></tr> </table>	Criminal	15.4%	▲	Traffic	34.2%	▲	Civil	20.7%	▲	Civil Commitments	-14.3%	▼	<b>GRAND TOTAL</b>	<b>26.7%</b>	<b>▲</b>	<table border="1"> <tr><td>Criminal</td><td>18.1%</td><td>16.5%</td></tr> <tr><td>Traffic</td><td>57.8%</td><td>61.2%</td></tr> <tr><td>Civil</td><td>21.8%</td><td>20.8%</td></tr> <tr><td>Civil Commitments</td><td>2.3%</td><td>1.6%</td></tr> <tr><td><b>GRAND TOTAL</b></td><td><b>100%</b></td><td><b>100%</b></td></tr> </table>	Criminal	18.1%	16.5%	Traffic	57.8%	61.2%	Civil	21.8%	20.8%	Civil Commitments	2.3%	1.6%	<b>GRAND TOTAL</b>	<b>100%</b>	<b>100%</b>
Criminal	824		16%																																														
Traffic	3,064		61%																																														
Civil	1,039		21%																																														
Civil Commitments	78		2%																																														
<b>GRAND TOTAL</b>	<b>5,005</b>	<b>100%</b>																																															
Criminal	15.4%	▲																																															
Traffic	34.2%	▲																																															
Civil	20.7%	▲																																															
Civil Commitments	-14.3%	▼																																															
<b>GRAND TOTAL</b>	<b>26.7%</b>	<b>▲</b>																																															
Criminal	18.1%	16.5%																																															
Traffic	57.8%	61.2%																																															
Civil	21.8%	20.8%																																															
Civil Commitments	2.3%	1.6%																																															
<b>GRAND TOTAL</b>	<b>100%</b>	<b>100%</b>																																															
2023	+1,056 26.7%																																																

Dispositions by Division & Code

Division	Case Type Description	Code	Summary	Change	% Change	Absolute Change
<b>Criminal</b>	Misdemeanor	M	506	▲	+9.3%	+43
	Felony	F	184	▲	+23.5%	+35
	Capias	CA	83	▲	+31.7%	+20
	Show Cause	SC	28	▲	+12.0%	+3
	Civil Violation	CV	23	▲	+64.3%	+9
	<b>Total</b>			<b>824</b>	<b>▲</b>	<b>15.4%</b>
<b>Traffic</b>	Infraction	I	2,562	▲	+41.4%	+750
	Misdemeanor	M	453	▲	+7.3%	+31
	Capias	CA	36	▲	+5.9%	+2
	Felony	F	10	▼	-16.7%	-2
	Show Cause	SC	2	▲	-	+2
	Civil Violation	CV	1	▼	-66.7%	-2
	<b>Total</b>			<b>3,064</b>	<b>▲</b>	<b>34.2%</b>
<b>Civil</b>	Warrant in Debt	WD	474	▲	+49.5%	+157
	Garnishment	GA	253	▲	+2.0%	+5
	Unlawful Detainer	UD	100	▼	-13.0%	-15
	Other	OT	57	▼	+5.6%	+3
	Detinue	DT	29	▲	+31.8%	+7
	Preliminary Protective Order	PP	28	▲	+40.0%	+8
	Admin License	AL	25	▼	-16.7%	-5
	Bond Forfeiture	BF	18	▲	+157.1%	+11
	Impoundment	IM	13	▲	+44.4%	+4
	Interrogatory	IN	13	▼	-13.3%	-2
	Show Cause	SC	10	▲	+42.9%	+3
	Abstract	AJ	8	▲	-	+8
	Protective Order	PO	5	▼	-37.5%	-3
	Counter Claim	CC	3	↔	-	-
	Motion for Judgment	MJ	1	▲	-	+1
	Petition-Restore Arms	PR	1	▼	-50.0%	-1
	Tenants Assertion	TA	1	▼	-75.0%	-3
<b>Total</b>			<b>1,039</b>	<b>▲</b>	<b>20.7%</b>	<b>+178</b>
<b>Civil Commitments</b>	Temporary Detention Order	TD	44	▼	-8.3%	-4
	Emergency Custody Order	EC	31	▼	-8.8%	-3
	Mental Commitment	MC	3	▼	-66.7%	-6
<b>Total</b>			<b>78</b>	<b>▼</b>	<b>-14.3%</b>	<b>-13</b>
<b>GRAND TOTAL</b>			<b>5,005</b>	<b>▲</b>	<b>26.7%</b>	<b>+1,056</b>

Dispositions by Major Case Category\*\*

Category	Summary	Change	% Change	Absolute Change
Felony	194	▲	+20.5%	+33
Garnishment	266	▼	+1.1%	+3
General Civil	506	▲	+46.7%	+161
Infraction/Civil Violation	2,586	▲	+41.4%	+757
Landlord /Tenant	101	▼	-15.1%	-18
Misdemeanor	959	▲	+8.4%	+74
Other	360	▲	+12.9%	+41
Protective Orders	33	▲	+17.9%	+5

\* Compared to same time period as previous year  
 6/13/2024 2:02:52PM

\*\* Case Type Categories are defined in the 2017 Virginia Judicial Workload Assessment  
 Source: SCV-SQL-Information

**CPSS - GCMS CASELOAD STATISTICS OF THE GENERAL DISTRICT COURTS**  
January 2024 thru May 2024 Dispositions (Compared to January 2023 thru May 2023)

---

<i><b>GRAND TOTAL</b></i>	<b>5,005</b>	▲	26.7%	+1,056
---------------------------	--------------	---	-------	--------

---

\* Compared to same time period as previous year  
6/13/2024 2:02:52PM

\*\* Case Type Categories are defined in the 2017 Virginia Judicial Workload Assessment  
Source: SCV-SQL-Information

2024 Overall GRAND TOTAL		Distribution of Caseload			Change*		Percentage (%) of Caseload																																													
2024	4,656	<table border="1"> <tr><td>Criminal</td><td>405</td><td>9%</td></tr> <tr><td>Traffic</td><td>2,980</td><td>64%</td></tr> <tr><td>Civil</td><td>1,181</td><td>25%</td></tr> <tr><td>Civil Commitments</td><td>90</td><td>2%</td></tr> <tr><td><b>GRAND TOTAL</b></td><td><b>4,656</b></td><td><b>100%</b></td></tr> </table>	Criminal	405	9%	Traffic	2,980	64%	Civil	1,181	25%	Civil Commitments	90	2%	<b>GRAND TOTAL</b>	<b>4,656</b>	<b>100%</b>	<table border="1"> <tr><td>2023</td><td>3,656</td></tr> <tr><td>Change</td><td>+1,007</td></tr> <tr><td>% Change</td><td>27.6%</td></tr> </table>	2023	3,656	Change	+1,007	% Change	27.6%	<table border="1"> <tr><td>2023</td><td>11.3%</td></tr> <tr><td>2024</td><td>8.7%</td></tr> <tr><td>Change</td><td>-2.6%</td></tr> </table>	2023	11.3%	2024	8.7%	Change	-2.6%	<table border="1"> <tr><td>2023</td><td>56.4%</td></tr> <tr><td>2024</td><td>64.0%</td></tr> <tr><td>Change</td><td>+7.6%</td></tr> </table>	2023	56.4%	2024	64.0%	Change	+7.6%	<table border="1"> <tr><td>2023</td><td>30.1%</td></tr> <tr><td>2024</td><td>25.4%</td></tr> <tr><td>Change</td><td>-4.7%</td></tr> </table>	2023	30.1%	2024	25.4%	Change	-4.7%	<table border="1"> <tr><td>2023</td><td>2.2%</td></tr> <tr><td>2024</td><td>1.9%</td></tr> <tr><td>Change</td><td>-0.3%</td></tr> </table>	2023	2.2%	2024	1.9%	Change	-0.3%
Criminal	405		9%																																																	
Traffic	2,980		64%																																																	
Civil	1,181		25%																																																	
Civil Commitments	90		2%																																																	
<b>GRAND TOTAL</b>	<b>4,656</b>	<b>100%</b>																																																		
2023	3,656																																																			
Change	+1,007																																																			
% Change	27.6%																																																			
2023	11.3%																																																			
2024	8.7%																																																			
Change	-2.6%																																																			
2023	56.4%																																																			
2024	64.0%																																																			
Change	+7.6%																																																			
2023	30.1%																																																			
2024	25.4%																																																			
Change	-4.7%																																																			
2023	2.2%																																																			
2024	1.9%																																																			
Change	-0.3%																																																			
2024	4,656	405	9%	-1.7%	▼	-7	11.3%	8.7%	56.4%	64.0%	2.2%	1.9%																																								
2023	3,656	2,980	64%	44.8%	▲	+922	56.4%	64.0%	30.1%	25.4%	2.2%	1.9%																																								
Change	+1,007	1,181	25%	7.4%	▲	+81	30.1%	25.4%	2.2%	1.9%	2.2%	1.9%																																								
% Change	27.6%	90	2%	13.9%	▲	+11	2.2%	1.9%	100%	100%	100%	100%																																								
		<b>GRAND TOTAL</b>	<b>4,656</b>	<b>100%</b>	<b>27.6%</b>	<b>▲</b>	<b>+1,007</b>	<b>100%</b>	<b>100%</b>	<b>100%</b>	<b>100%</b>	<b>100%</b>																																								

Dispositions by Division & Code

Division	Case Type Description	Code	Summary	Change	% Change	Absolute Change
<b>Criminal</b>	Misdemeanor	M	263	▼	-1.1%	-3
	Felony	F	86	▼	-5.5%	-5
	Capias	CA	40	▲	+25.0%	+8
	Civil Violation	CV	10	↔		-
	Show Cause	SC	6	▼	-53.8%	-7
	<b>Total</b>			<b>405</b>	<b>▼</b>	<b>-1.7%</b>
<b>Traffic</b>	Infraction	I	2,501	▲	+46.8%	+797
	Misdemeanor	M	467	▲	+42.8%	+140
	Capias	CA	8	▼	-55.6%	-10
	Felony	F	3	▼	-40.0%	-2
	Show Cause	SC	1	▼	-75.0%	-3
	<b>Total</b>			<b>2,980</b>	<b>▲</b>	<b>44.8%</b>
<b>Civil</b>	Warrant in Debt	WD	570	▲	+5.8%	+31
	Garnishment	GA	354	▲	+24.6%	+70
	Unlawful Detainer	UD	126	▼	-11.3%	-16
	Other	OT	47	↔		-
	Abstract	AJ	16	↔		-
	Preliminary Protective Order	PP	16	↔		-
	Detinue	DT	8	▲	+60.0%	+3
	Impoundment	IM	8	▲	+166.7%	+5
	Admin License	AL	7	▼	-41.7%	-5
	Protective Order	PO	7	↔		-
	Interrogatory	IN	6	▼	-40.0%	-4
	Show Cause	SC	6	▲	+50.0%	+2
	Bond Forfeiture	BF	3	▼	-57.1%	-4
	Tenants Assertion	TA	3	▲	+200.0%	+2
	Counter Claim	CC	1	↔		-
	Motion for Judgment	MJ	1	↔		-
	Overweight	OC	1	▲	-	+1
	Third Party Claim	TH	1	▲	-	+1
	Petition-Restore Arms	PR	0	▼	-100.0%	-5
<b>Total</b>			<b>1,181</b>	<b>▲</b>	<b>7.4%</b>	<b>+81</b>
<b>Civil Commitments</b>	Temporary Detention Order	TD	53	▲	+26.2%	+11
	Emergency Custody Order	EC	36	▲	+2.9%	+1
	Other	OT	1	▲	-	+1
	Medical Emergency Temporary Detention Order	MT	0	▼	-100.0%	-1
	Mental Commitment	MC	0	▼	-100.0%	-1
	<b>Total</b>			<b>90</b>	<b>▲</b>	<b>13.9%</b>
<b>GRAND TOTAL</b>			<b>4,656</b>	<b>▲</b>	<b>27.6%</b>	<b>+1,007</b>

Dispositions by Major Case Category\*\*

Category	Summary	Change	% Change	Absolute Change
Felony	89	▼	-7.3%	-7
Garnishment	360	▼	+22.4%	+66
General Civil	583	▼	+5.2%	+29
Infraction/Civil Violation	2,512	▲	+46.6%	+798
Involuntary Civil Commitments	1	▲	-	+1
Landlord /Tenant	129	▲	-9.8%	-14

\* Compared to same time period as previous year

\*\* Case Type Categories are defined in the 2017 Virginia Judicial Workload Assessment

**CPSS - GCMS CASELOAD STATISTICS OF THE GENERAL DISTRICT COURTS**  
 January 2024 thru May 2024 Dispositions (Compared to January 2023 thru May 2023)

Misdemeanor	730	▲	+23.1%	+137
Other	229	▲	-1.3%	-3
Protective Orders	23	↔		0
<b>GRAND TOTAL</b>	<b>4,656</b>	▲	27.6%	+1,007

\* Compared to same time period as previous year  
 6/13/2024 2:02:52PM

\*\* Case Type Categories are defined in the 2017 Virginia Judicial Workload Assessment  
 Source: SCV-SQL-Information

2024 Overall GRAND TOTAL		Distribution of Caseload			Change*		Percentage (%) of Caseload		
<b>14,415</b>	+1,023 7.6%	<b>Criminal</b>	1,956	14%	-4.3% ▼	-88	<b>Criminal</b>	2023 15.3%	2024 13.6%
2024		<b>Traffic</b>	7,177	50%	20.3% ▲	+1,211	<b>Traffic</b>	44.5%	49.8%
2023		<b>Civil</b>	4,695	33%	-2.4% ▼	-115	<b>Civil</b>	35.9%	32.6%
		<b>Civil Commitments</b>	587	4%	2.6% ▲	+15	<b>Civil Commitments</b>	4.3%	4.1%
		<b>GRAND TOTAL</b>	<b>14,415</b>	100%	7.6% ▲	+1,023	<b>GRAND TOTAL</b>	100%	100%

**Dispositions by Division & Code**

Division	Case Type Description	Code	Summary	Change	% Change	Absolute Change
<b>Criminal</b>	Misdemeanor	M	1,398	▼	-0.5%	-7
	Felony	F	449	▼	-13.5%	-70
	Capias	CA	49	▲	+2.1%	+1
	Show Cause	SC	48	▲	+2.1%	+1
	Civil Violation	CV	10	▼	-50.0%	-10
	Motion	MO	1	▼	-75.0%	-3
	Restricted Operators License	RL	1	↔		-
	<b>Total</b>			<b>1,956</b>	▼	<b>-4.3%</b>
<b>Traffic</b>	Infraction	I	5,392	▲	+18.7%	+851
	Misdemeanor	M	1,676	▲	+30.7%	+394
	Felony	F	45	▼	-13.5%	-7
	Show Cause	SC	31	▼	-20.5%	-8
	Civil Violation	CV	11	▼	-45.0%	-9
	Capias	CA	9	↔		-
	Motion	MO	8	↔		-
	Restricted Operators License	RL	4	▼	-71.4%	-10
	Other	O	1	↔		-
<b>Total</b>			<b>7,177</b>	▲	<b>20.3%</b>	<b>+1,211</b>
<b>Civil</b>	Warrant in Debt	WD	1,537	▼	-3.0%	-48
	Unlawful Detainer	UD	1,233	▲	+8.8%	+100
	Garnishment	GA	1,017	▼	-15.5%	-186
	Other	OT	207	▼	-14.5%	-35
	Detinue	DT	177	▼	-12.4%	-25
	Preliminary Protective Order	PP	142	▼	-1.4%	-2
	Protective Order	PO	115	▲	+134.7%	+66
	Interrogatory	IN	85	▲	+51.8%	+29
	Show Cause	SC	47	▼	-20.3%	-12
	Admin License	AL	42	▲	+55.6%	+15
	Abstract	AJ	22	▼	-21.4%	-6
	Bond Forfeiture	BF	22	▼	-46.3%	-19
	Tenants Assertion	TA	21	▲	+10.5%	+2
	Counter Claim	CC	14	▲	+180.0%	+9
	Impoundment	IM	7	▼	-22.2%	-2
	Capias	CA	3	▼	-40.0%	-2
	Petition-Restore Arms	PR	3	▲	-	+3
Motion for Judgment	MJ	1	▼	-66.7%	-2	
<b>Total</b>			<b>4,695</b>	▼	<b>-2.4%</b>	<b>-115</b>
<b>Civil Commitments</b>	Temporary Detention Order	TD	318	▲	+23.7%	+61
	Mental Commitment	MC	128	▼	-12.3%	-18
	Emergency Custody Order	EC	71	▼	-22.0%	-20
	Medical Emergency Temporary Detention Order	MT	50	▼	-3.8%	-2
	Other	OT	20	▼	-23.1%	-6
<b>Total</b>			<b>587</b>	▲	<b>2.6%</b>	<b>+15</b>
<b>GRAND TOTAL</b>			<b>14,415</b>	▲	7.6%	+1,023

\* Compared to same time period as previous year  
 6/13/2024 2:02:52PM

\*\* Case Type Categories are defined in the 2017 Virginia Judicial Workload Assessment  
 Source: SCV-SQL-Information

**CPSS - GCMS CASELOAD STATISTICS OF THE GENERAL DISTRICT COURTS**  
 January 2024 thru May 2024 Dispositions (Compared to January 2023 thru May 2023)

**Dispositions by Major Case Category\*\***

Category	Summary	Change	% Change	Absolute Change
Felony	494	▼	-13.5%	-77
Garnishment	1,102	▲	-12.5%	-157
General Civil	1,732	▲	-3.9%	-71
Infraction/Civil Violation	5,414	▼	+18.2%	+832
Involuntary Civil Commitments	20	▼	-23.1%	-6
Landlord /Tenant	1,254	▲	+8.9%	+102
Misdemeanor	3,079	▼	+14.0%	+377
Other	1,063	▼	-3.7%	-41
Protective Orders	257	▲	+33.2%	+64
<b>GRAND TOTAL</b>	<b>14,415</b>	▲	7.6%	+1,023

\* Compared to same time period as previous year  
 6/13/2024 2:02:52PM

\*\* Case Type Categories are defined in the 2017 Virginia Judicial Workload Assessment  
 Source: SCV-SQL-Information

2024 Overall GRAND TOTAL		Distribution of Caseload			Change*		Percentage (%) of Caseload		
<b>11,106</b>	+1,497 15.6%	<b>Criminal</b>	1,187	11%	-0.4% ▼	-5	<b>Criminal</b>	2023 12.4%	2024 10.7%
2024		<b>Traffic</b>	7,624	69%	18.3% ▲	+1,180	<b>Traffic</b>	67.1%	68.6%
2023		<b>Civil</b>	1,824	16%	17.1% ▲	+266	<b>Civil</b>	16.2%	16.4%
		<b>Civil Commitments</b>	471	4%	13.5% ▲	+56	<b>Civil Commitments</b>	4.3%	4.2%
		<b>GRAND TOTAL</b>	<b>11,106</b>	100%	15.6% ▲	+1,497	<b>GRAND TOTAL</b>	100%	100%

**Dispositions by Division & Code**

Division	Case Type Description	Code	Summary	Change	% Change	Absolute Change
<b>Criminal</b>	Misdemeanor	M	782	▲	+5.4%	+40
	Felony	F	278	▼	-17.5%	-59
	Capias	CA	88	▲	+49.2%	+29
	Show Cause	SC	36	▲	+2.9%	+1
	Civil Violation	CV	3	▼	-84.2%	-16
	<b>Total</b>			<b>1,187</b>	▼	<b>-0.4%</b>
<b>Traffic</b>	Infraction	I	5,744	▲	+17.2%	+844
	Misdemeanor	M	1,738	▲	+23.3%	+329
	Show Cause	SC	52	▲	+10.6%	+5
	Capias	CA	48	▲	+45.5%	+15
	Civil Violation	CV	23	▲	+9.5%	+2
	Felony	F	14	▼	-50.0%	-14
	Restricted Operators License	RL	5	▼	-16.7%	-1
	<b>Total</b>			<b>7,624</b>	▲	<b>18.3%</b>
<b>Civil</b>	Warrant in Debt	WD	772	▲	+41.7%	+227
	Garnishment	GA	415	▲	+16.9%	+60
	Unlawful Detainer	UD	332	▲	+2.2%	+7
	Other	OT	59	▲	+15.7%	+8
	Admin License	AL	49	▼	-22.2%	-14
	Preliminary Protective Order	PP	42	▲	+20.0%	+7
	Interrogatory	IN	38	▲	+26.7%	+8
	Bond Forfeiture	BF	26	▼	-38.1%	-16
	Protective Order	PO	22	▼	-37.1%	-13
	Abstract	AJ	19	▲	+111.1%	+10
	Show Cause	SC	19	▼	-20.8%	-5
	Impoundment	IM	14	▼	-48.1%	-13
	Detinue	DT	8	▲	+33.3%	+2
	Counter Claim	CC	3	▲	+50.0%	+1
	Petition-Restore Arms	PR	2	↔		-
	Tenants Assertion	TA	2	↔		-
	Motion for Judgment	MJ	1	▼	-50.0%	-1
	Third Party Claim	TH	1	▲	-	+1
	Capias	CA	0	▼	-100.0%	-1
	Overweight	OC	0	▼	-100.0%	-2
<b>Total</b>			<b>1,824</b>	▲	<b>17.1%</b>	<b>+266</b>
<b>Civil Commitments</b>	Mental Commitment	MC	269	▲	+3.1%	+8
	Temporary Detention Order	TD	103	▲	+47.1%	+33
	Other	OT	62	▲	+26.5%	+13
	Emergency Custody Order	EC	37	▲	+5.7%	+2
	<b>Total</b>			<b>471</b>	▲	<b>13.5%</b>
<b>GRAND TOTAL</b>			<b>11,106</b>	▲	15.6%	+1,497

**Dispositions by Major Case Category\*\***

Category	Summary	Change	% Change	Absolute Change
Felony	292	▼	-20.0%	-73
Garnishment	453	▲	+17.7%	+68
General Civil	792	▲	+40.7%	+229
Infraction/Civil Violation	5,770	▼	+16.8%	+828

\* Compared to same time period as previous year  
 6/13/2024 2:02:52PM

\*\* Case Type Categories are defined in the 2017 Virginia Judicial Workload Assessment  
 Source: SCV-SQL-Information



**CPSS - GCMS CASELOAD STATISTICS OF THE GENERAL DISTRICT COURTS**  
 January 2024 thru May 2024 Dispositions (Compared to January 2023 thru May 2023)

Involuntary Civil Commitments	62	▲	+26.5%	+13
Landlord /Tenant	334	▲	+2.1%	+7
Misdemeanor	2,525	▲	+17.1%	+368
Other	814	▲	+8.4%	+63
Protective Orders	64	▼	-8.6%	-6
<b>GRAND TOTAL</b>	<b>11,106</b>	▲	15.6%	+1,497

\* Compared to same time period as previous year  
 6/13/2024 2:02:52PM

\*\* Case Type Categories are defined in the 2017 Virginia Judicial Workload Assessment  
 Source: SCV-SQL-Information

2024 Overall GRAND TOTAL		Distribution of Caseload			Change*		Percentage (%) of Caseload		
<b>3,872</b>	+273 7.6%	<b>Criminal</b>	703	18%	10.2% ▲	+65	<b>Criminal</b>	2023 17.7%	2024 18.2%
2024		<b>Traffic</b>	2,048	53%	7.8% ▲	+149	<b>Traffic</b>	52.8%	52.9%
2023		<b>Civil</b>	774	20%	9.3% ▲	+66	<b>Civil</b>	19.7%	20.0%
		<b>Civil Commitments</b>	347	9%	-2.0% ▼	-7	<b>Civil Commitments</b>	9.8%	9.0%
		<b>GRAND TOTAL</b>	<b>3,872</b>	100%	7.6% ▲	+273	<b>GRAND TOTAL</b>	100%	100%

Dispositions by Division & Code

Division	Case Type Description	Code	Summary	Change	% Change	Absolute Change
<b>Criminal</b>	Misdemeanor	M	466	▲	+11.2%	+47
	Felony	F	137	▲	+10.5%	+13
	Capias	CA	48	▲	+14.3%	+6
	Show Cause	SC	31	▼	-20.5%	-8
	Civil Violation	CV	21	▲	+50.0%	+7
	<b>Total</b>			<b>703</b>	▲	<b>10.2%</b>
<b>Traffic</b>	Infraction	I	1,622	▲	+4.8%	+75
	Misdemeanor	M	400	▲	+27.4%	+86
	Show Cause	SC	12	▼	-53.8%	-14
	Felony	F	8	▲	+60.0%	+3
	Capias	CA	6	↔		-
	Civil Violation	CV	0	▼	-100.0%	-1
<b>Total</b>			<b>2,048</b>	▲	<b>7.8%</b>	<b>+149</b>
<b>Civil</b>	Warrant in Debt	WD	272	▲	+14.8%	+35
	Unlawful Detainer	UD	196	▼	-7.5%	-16
	Garnishment	GA	139	▲	+12.1%	+15
	Admin License	AL	39	▲	+160.0%	+24
	Other	OT	36	▲	+9.1%	+3
	Detinue	DT	30	↔		-
	Preliminary Protective Order	PP	19	▲	+46.2%	+6
	Impoundment	IM	12	▲	+1,100.0%	+11
	Show Cause	SC	11	▲	+57.1%	+4
	Protective Order	PO	8	▼	-38.5%	-5
	Interrogatory	IN	6	▼	-14.3%	-1
	Abstract	AJ	4	▼	-55.6%	-5
	Bond Forfeiture	BF	1	↔		-
	Motion for Judgment	MJ	1	▲	-	+1
	Petition-Restore Arms	PR	0	▼	-100.0%	-2
Tenants Assertion	TA	0	▼	-100.0%	-4	
<b>Total</b>			<b>774</b>	▲	<b>9.3%</b>	<b>+66</b>
<b>Civil Commitments</b>	Mental Commitment	MC	223	▲	+2.8%	+6
	Temporary Detention Order	TD	76	▼	-22.4%	-22
	Emergency Custody Order	EC	23	▲	+21.1%	+4
	Other	OT	16	▲	+33.3%	+4
	Medical Emergency Temporary Detention Order	MT	9	▲	+12.5%	+1
<b>Total</b>			<b>347</b>	▼	<b>-2.0%</b>	<b>-7</b>
<b>GRAND TOTAL</b>			<b>3,872</b>	▲	7.6%	+273

Dispositions by Major Case Category\*\*

Category	Summary	Change	% Change	Absolute Change
Felony	145	▲	+12.4%	+16
Garnishment	145	▼	+10.7%	+14
General Civil	306	▲	+12.5%	+34
Infraction/Civil Violation	1,643	▼	+5.2%	+81
Involuntary Civil Commitments	16	▲	+33.3%	+4
Landlord /Tenant	196	▼	-9.3%	-20
Misdemeanor	866	▲	+18.1%	+133

\* Compared to same time period as previous year  
 6/13/2024 2:02:52PM

\*\* Case Type Categories are defined in the 2017 Virginia Judicial Workload Assessment  
 Source: SCV-SQL-Information

**CPSS - GCMS CASELOAD STATISTICS OF THE GENERAL DISTRICT COURTS**

January 2024 thru May 2024 Dispositions (Compared to January 2023 thru May 2023)

**Salem**

District: 23 FIPS: 775

---

Other	528	▲	+1.9%	+10
Protective Orders	27	▲	+3.8%	+1
<b>GRAND TOTAL</b>	<b>3,872</b>	▲	7.6%	+273

---

\* Compared to same time period as previous year  
6/13/2024 2:02:52PM

\*\* Case Type Categories are defined in the 2017 Virginia Judicial Workload Assessment  
Source: SCV-SQL-Information

2024 Overall GRAND TOTAL		Distribution of Caseload			Change*		Percentage (%) of Caseload			
<b>3,624</b>	+383 11.8%	<b>Criminal</b>	468	13%	-10.9%	▼	-57	<b>Criminal</b>	2023: 16.2%	2024: 12.9%
2024	↑	<b>Traffic</b>	2,426	67%	24.0%	▲	+469	<b>Traffic</b>	60.4%	66.9%
2023		<b>Civil</b>	692	19%	-3.5%	▲	-25	<b>Civil</b>	22.1%	19.1%
		<b>Civil Commitments</b>	38	1%	-9.5%	▼	-4	<b>Civil Commitments</b>	1.3%	1.0%
		<b>GRAND TOTAL</b>	<b>3,624</b>	100%	11.8%	▲	+383	<b>GRAND TOTAL</b>	100%	100%

Dispositions by Division & Code

Division	Case Type Description	Code	Summary	Change	% Change	Absolute Change
<b>Criminal</b>	Misdemeanor	M	267	▼	-8.9%	-26
	Felony	F	102	▼	-20.9%	-27
	Show Cause	SC	56	▲	+12.0%	+6
	Capias	CA	39	↔		-
	Civil Violation	CV	2	▼	-33.3%	-1
	Motion	MO	2	▼	-81.8%	-9
	<b>Total</b>			<b>468</b>	▼	<b>-10.9%</b>
<b>Traffic</b>	Infraction	I	2,009	▲	+21.8%	+359
	Misdemeanor	M	370	▲	+42.3%	+110
	Show Cause	SC	21	▲	+16.7%	+3
	Capias	CA	14	▼	-6.7%	-1
	Felony	F	5	▲	+25.0%	+1
	Civil Violation	CV	4	▼	-20.0%	-1
	Motion	MO	3	▼	-40.0%	-2
<b>Total</b>			<b>2,426</b>	▲	<b>24.0%</b>	<b>+469</b>
<b>Civil</b>	Warrant in Debt	WD	286	▲	+39.5%	+81
	Garnishment	GA	175	▼	-13.8%	-28
	Unlawful Detainer	UD	91	▼	-32.6%	-44
	Other	OT	37	▲	-17.8%	-8
	Interrogatory	IN	22	▲	+46.7%	+7
	Detinue	DT	15	▼	-11.8%	-2
	Preliminary Protective Order	PP	15	▼	-31.8%	-7
	Admin License	AL	13	▼	-48.0%	-12
	Protective Order	PO	13	▲	+8.3%	+1
	Show Cause	SC	13	▲	+30.0%	+3
	Abstract	AJ	5	▼	-44.4%	-4
	Bond Forfeiture	BF	3	▼	-72.7%	-8
	Capias	CA	2	▼	-50.0%	-2
	Impoundment	IM	2	▼	-33.3%	-1
Tenants Assertion	TA	0	▼	-100.0%	-1	
<b>Total</b>			<b>692</b>	▼	<b>-3.5%</b>	<b>-25</b>
<b>Civil Commitments</b>	Temporary Detention Order	TD	26	▼	-29.7%	-11
	Emergency Custody Order	EC	12	▲	+140.0%	+7
	<b>Total</b>		<b>38</b>	▼	<b>-9.5%</b>	<b>-4</b>
<b>GRAND TOTAL</b>			<b>3,624</b>	▲	<b>11.8%</b>	<b>+383</b>

Dispositions by Major Case Category\*\*

Category	Summary	Change	% Change	Absolute Change
Felony	107	▲	-19.5%	-26
Garnishment	197	▲	-9.6%	-21
General Civil	308	▲	+36.9%	+83
Infraction/Civil Violation	2,015	▼	+21.5%	+357
Landlord /Tenant	91	▼	-33.1%	-45
Misdemeanor	637	▲	+15.2%	+84
Other	241	▼	-15.1%	-43
Protective Orders	28	▼	-17.6%	-6
<b>GRAND TOTAL</b>	<b>3,624</b>	▲	<b>11.8%</b>	<b>+383</b>

\* Compared to same time period as previous year  
 6/13/2024 2:02:52PM

\*\* Case Type Categories are defined in the 2017 Virginia Judicial Workload Assessment  
 Source: SCV-SQL-Information



**CPSS - GCMS CASELOAD STATISTICS OF THE GENERAL DISTRICT COURTS**  
 January 2024 thru May 2024 Dispositions (Compared to January 2023 thru May 2023)

2024 Overall GRAND TOTAL		Distribution of Caseload			Change*		Percentage (%) of Caseload		
<b>4,343</b>	+245 6.0%	<b>Criminal</b>	886	20%	4.9% ▲	+41	<b>Criminal</b>	20.6%	20.4%
2024		<b>Traffic</b>	1,952	45%	-5.4% ▼	-111	<b>Traffic</b>	50.3%	44.9%
2023		<b>Civil</b>	1,422	33%	25.7% ▲	+291	<b>Civil</b>	27.6%	32.7%
		<b>Civil Commitments</b>	83	2%	40.7% ▲	+24	<b>Civil Commitments</b>	1.4%	1.9%
		<b>GRAND TOTAL</b>	<b>4,343</b>	100%	6.0% ▲	+245	<b>GRAND TOTAL</b>	100%	100%

**Dispositions by Division & Code**

Division	Case Type Description	Code	Summary	Change	% Change	Absolute Change
<b>Criminal</b>	Misdemeanor	M	464	▲	+7.9%	+34
	Felony	F	251	▲	+26.8%	+53
	Capias	CA	79	▲	+19.7%	+13
	Show Cause	SC	77	▼	-23.8%	-24
	Civil Violation	CV	15	▼	-70.0%	-35
	<b>Total</b>			<b>886</b>	<b>▲</b>	<b>4.9%</b>
<b>Traffic</b>	Infraction	I	1,430	▼	-5.4%	-82
	Misdemeanor	M	374	▼	-1.1%	-4
	Show Cause	SC	71	▼	-14.5%	-12
	Capias	CA	68	▼	-12.8%	-10
	Felony	F	8	▼	-27.3%	-3
	Restricted Operators License	RL	1	▲	-	+1
	Civil Violation	CV	0	▼	-100.0%	-1
	<b>Total</b>			<b>1,952</b>	<b>▼</b>	<b>-5.4%</b>
<b>Civil</b>	Warrant in Debt	WD	705	▲	+47.5%	+227
	Garnishment	GA	332	▲	+35.0%	+86
	Unlawful Detainer	UD	99	▼	-19.5%	-24
	Other	OT	65	▼	-3.0%	-2
	Preliminary Protective Order	PP	57	▲	+29.5%	+13
	Protective Order	PO	52	▲	+48.6%	+17
	Impoundment	IM	31	▲	+121.4%	+17
	Interrogatory	IN	23	▼	-25.8%	-8
	Detinue	DT	16	▼	-50.0%	-16
	Abstract	AJ	12	▼	-7.7%	-1
	Admin License	AL	12	▼	-25.0%	-4
	Show Cause	SC	8	▼	-63.6%	-14
	Counter Claim	CC	4	▲	+33.3%	+1
	Capias	CA	2	▼	-50.0%	-2
	Petition-Restore Arms	PR	2	▲	+100.0%	+1
	Bond Forfeiture	BF	1	▲	-	+1
	Tenants Assertion	TA	1	▲	-	+1
	Restricted Operators License	RL	0	▼	-100.0%	-1
	Third Party Claim	TH	0	▼	-100.0%	-1
	<b>Total</b>			<b>1,422</b>	<b>▲</b>	<b>25.7%</b>
<b>Civil Commitments</b>	Temporary Detention Order	TD	51	▲	+59.4%	+19
	Emergency Custody Order	EC	32	▲	+23.1%	+6
	Medical Emergency Temporary Detention Order	MT	0	▼	-100.0%	-1
	<b>Total</b>			<b>83</b>	<b>▲</b>	<b>40.7%</b>
<b>GRAND TOTAL</b>			<b>4,343</b>	<b>▲</b>	<b>6.0%</b>	<b>+245</b>

**Dispositions by Major Case Category\*\***

Category	Summary	Change	% Change	Absolute Change
Felony	259	▼	+23.9%	+50
Garnishment	355	▲	+28.2%	+78
General Civil	732	▲	+40.8%	+212
Infraction/Civil Violation	1,445	▼	-7.5%	-118
Landlord /Tenant	100	▲	-18.7%	-23
Misdemeanor	839	▲	+3.7%	+30

\* Compared to same time period as previous year

\*\* Case Type Categories are defined in the 2017 Virginia Judicial Workload Assessment

**CPSS - GCMS CASELOAD STATISTICS OF THE GENERAL DISTRICT COURTS**

January 2024 thru May 2024 Dispositions (Compared to January 2023 thru May 2023)

Other	504	▲	-2.7%	-14
Protective Orders	109	▲	+38.0%	+30
<b>GRAND TOTAL</b>	<b>4,343</b>	▲	6.0%	+245

\* Compared to same time period as previous year  
6/13/2024 2:02:52PM

\*\* Case Type Categories are defined in the 2017 Virginia Judicial Workload Assessment  
Source: SCV-SQL-Information

2024 Overall GRAND TOTAL		Distribution of Caseload			Change*		Percentage (%) of Caseload		
<b>4,817</b>	+556 13.0%	<b>Criminal</b>	622	13%	2.0% ▲	+12	<b>Criminal</b>	2023 14.3%	2024 12.9%
2024		<b>Traffic</b>	2,527	52%	20.3% ▲	+426	<b>Traffic</b>	49.3%	52.5%
2023		<b>Civil</b>	1,610	33%	6.9% ▲	+104	<b>Civil</b>	35.3%	33.4%
		<b>Civil Commitments</b>	58	1%	31.8% ▲	+14	<b>Civil Commitments</b>	1.0%	1.2%
		<b>GRAND TOTAL</b>	<b>4,817</b>	100%	13.0% ▲	+556	<b>GRAND TOTAL</b>	100%	100%

**Dispositions by Division & Code**

Division	Case Type Description	Code	Summary	Change	% Change	Absolute Change
<b>Criminal</b>	Misdemeanor	M	341	▲	+1.2%	+4
	Felony	F	150	▲	+4.9%	+7
	Capias	CA	64	▲	+28.0%	+14
	Show Cause	SC	52	▼	-11.9%	-7
	Civil Violation	CV	11	▲	+57.1%	+4
	Restricted Operators License	RL	4	▼	-69.2%	-9
	Motion	MO	0	▼	-100.0%	-1
	<b>Total</b>			<b>622</b>	<b>▲</b>	<b>2.0%</b>
<b>Traffic</b>	Infraction	I	2,037	▲	+19.3%	+329
	Misdemeanor	M	402	▲	+19.6%	+66
	Show Cause	SC	43	▲	+115.0%	+23
	Capias	CA	31	▲	+63.2%	+12
	Felony	F	7	▼	-50.0%	-7
	Civil Violation	CV	5	▲	-	+5
	Restricted Operators License	RL	2	▼	-33.3%	-1
	Motion	MO	0	▼	-100.0%	-1
<b>Total</b>			<b>2,527</b>	<b>▲</b>	<b>20.3%</b>	<b>+426</b>
<b>Civil</b>	Warrant in Debt	WD	888	▲	+15.5%	+119
	Unlawful Detainer	UD	267	▼	-2.9%	-8
	Garnishment	GA	259	▲	+28.9%	+58
	Other	OT	52	▼	-28.8%	-21
	Preliminary Protective Order	PP	39	▼	-25.0%	-13
	Admin License	AL	21	▲	+31.3%	+5
	Detinue	DT	20	▼	-13.0%	-3
	Protective Order	PO	17	▼	-52.8%	-19
	Impoundment	IM	12	▲	+9.1%	+1
	Interrogatory	IN	12	▼	-25.0%	-4
	Bond Forfeiture	BF	8	▲	+14.3%	+1
	Abstract	AJ	7	▼	-36.4%	-4
	Counter Claim	CC	2	▲	-	+2
	Show Cause	SC	2	▼	-80.0%	-8
	Tenants Assertion	TA	2	↔	-	-
	Cross Claim	CR	1	▲	-	+1
	Petition-Restore Arms	PR	1	▼	-50.0%	-1
	Capias	CA	0	▼	-100.0%	-1
Motion for Judgment	MJ	0	▼	-100.0%	-1	
<b>Total</b>			<b>1,610</b>	<b>▲</b>	<b>6.9%</b>	<b>+104</b>
<b>Civil Commitments</b>	Temporary Detention Order	TD	40	▲	+90.5%	+19
	Emergency Custody Order	EC	17	▼	-26.1%	-6
	Medical Emergency Temporary Detention Order	MT	1	▲	-	+1
<b>Total</b>			<b>58</b>	<b>▲</b>	<b>31.8%</b>	<b>+14</b>
<b>GRAND TOTAL</b>			<b>4,817</b>	<b>▲</b>	<b>13.0%</b>	<b>+556</b>

**Dispositions by Major Case Category\*\***

Category	Summary	Change	% Change	Absolute Change
Felony	157	▼		0
Garnishment	271	▲	+24.9%	+54
General Civil	915	▼	+14.2%	+114

\* Compared to same time period as previous year  
 6/13/2024 2:02:52PM

\*\* Case Type Categories are defined in the 2017 Virginia Judicial Workload Assessment  
 Source: SCV-SQL-Information



**CPSS - GCMS CASELOAD STATISTICS OF THE GENERAL DISTRICT COURTS**  
 January 2024 thru May 2024 Dispositions (Compared to January 2023 thru May 2023)

Infraction/Civil Violation	2,053	▲	+19.7%	+338
Landlord /Tenant	269	▼	-2.9%	-8
Misdemeanor	749	▼	+8.7%	+60
Other	347	▲	+9.5%	+30
Protective Orders	56	▼	-36.4%	-32
<b>GRAND TOTAL</b>	<b>4,817</b>	▲	13.0%	+556

\* Compared to same time period as previous year  
 6/13/2024 2:02:52PM

\*\* Case Type Categories are defined in the 2017 Virginia Judicial Workload Assessment  
 Source: SCV-SQL-Information

2024 Overall GRAND TOTAL		Distribution of Caseload			Change*		Percentage (%) of Caseload		
<b>9,537</b>	-120 -1.2%	<b>Criminal</b>	2,405	25%	-7.3% ▼	-188	<b>Criminal</b>	2023 26.9%	2024 25.2%
2024		<b>Traffic</b>	2,885	30%	-16.4% ▼	-565	<b>Traffic</b>	35.7%	30.3%
2023		<b>Civil</b>	3,823	40%	19.4% ▲	+621	<b>Civil</b>	33.2%	40.1%
		<b>Civil Commitments</b>	424	4%	2.9% ▲	+12	<b>Civil Commitments</b>	4.3%	4.4%
		<b>GRAND TOTAL</b>	<b>9,537</b>	100%	-1.2% ▼	-120	<b>GRAND TOTAL</b>	100%	100%

Dispositions by Division & Code

Division	Case Type Description	Code	Summary	Change	% Change	Absolute Change
<b>Criminal</b>	Misdemeanor	M	1,289	▼	-4.8%	-65
	Felony	F	583	▼	-7.5%	-47
	Capias	CA	292	▼	-11.0%	-36
	Show Cause	SC	198	▼	-16.5%	-39
	Civil Violation	CV	23	▼	-8.0%	-2
	Motion	MO	20	▲	+5.3%	+1
	<b>Total</b>			<b>2,405</b>	▼	<b>-7.3%</b>
<b>Traffic</b>	Infraction	I	1,972	▼	-20.1%	-495
	Misdemeanor	M	784	▼	-6.4%	-54
	Capias	CA	58	▲	+23.4%	+11
	Show Cause	SC	45	▼	-37.5%	-27
	Felony	F	19	▲	+35.7%	+5
	Restricted Operators License	RL	4	↔		-
	Motion	MO	2	↔		-
	Other	O	1	▼	-66.7%	-2
	Civil Violation	CV	0	▼	-100.0%	-3
<b>Total</b>			<b>2,885</b>	▼	<b>-16.4%</b>	<b>-565</b>
<b>Civil</b>	Warrant in Debt	WD	1,516	▲	+37.3%	+412
	Unlawful Detainer	UD	778	▲	+8.7%	+62
	Garnishment	GA	583	▲	+11.9%	+62
	Detinue	DT	228	▲	+1.8%	+4
	Other	OT	171	▼	-8.1%	-15
	Preliminary Protective Order	PP	112	▲	+10.9%	+11
	Interrogatory	IN	88	▲	+39.7%	+25
	Protective Order	PO	78	▲	+16.4%	+11
	Bond Forfeiture	BF	71	▲	+69.0%	+29
	Impoundment	IM	55	▼	-9.8%	-6
	Show Cause	SC	39	▲	+18.2%	+6
	Abstract	AJ	36	▲	+50.0%	+12
	Admin License	AL	36	▲	+2.9%	+1
	Capias	CA	10	▲	+42.9%	+3
	Tenants Assertion	TA	10	▲	+400.0%	+8
	Motion for Judgment	MJ	7	▲	+16.7%	+1
	Counter Claim	CC	2	▼	-60.0%	-3
	Petition-Restore Arms	PR	2	▼	-50.0%	-2
	Cross Claim	CR	1	▲	-	+1
	Third Party Claim	TH	0	▼	-100.0%	-1
<b>Total</b>			<b>3,823</b>	▲	<b>19.4%</b>	<b>+621</b>
<b>Civil Commitments</b>	Mental Commitment	MC	185	▲	+26.7%	+39
	Temporary Detention Order	TD	130	▼	-13.9%	-21
	Emergency Custody Order	EC	105	▼	-5.4%	-6
	Medical Emergency Temporary Detention Order	MT	2	▲	+100.0%	+1
	Medical Emergency Custody Order	ME	1	▼	-66.7%	-2
	Petition	PT	1	▲	-	+1
<b>Total</b>			<b>424</b>	▲	<b>2.9%</b>	<b>+12</b>
<b>GRAND TOTAL</b>			<b>9,537</b>	▼	-1.2%	-120

\* Compared to same time period as previous year  
 6/13/2024 2:02:52PM

\*\* Case Type Categories are defined in the 2017 Virginia Judicial Workload Assessment  
 Source: SCV-SQL-Information

**Dispositions by Major Case Category\*\***

Category	Summary	Change	% Change	Absolute Change
Felony	602	▲	-6.5%	-42
Garnishment	671	▲	+14.9%	+87
General Civil	1,766	▼	+29.6%	+403
Infraction/Civil Violation	1,996	▼	-20.1%	-502
Involuntary Civil Commitments	1	▲	-	+1
Landlord /Tenant	788	▲	+9.7%	+70
Misdemeanor	2,077	▼	-5.4%	-119
Other	1,446	▲	-2.7%	-40
Protective Orders	190	▲	+13.1%	+22
<b>GRAND TOTAL</b>	<b>9,537</b>	▼	-1.2%	-120

\* Compared to same time period as previous year  
 6/13/2024 2:02:52PM

\*\* Case Type Categories are defined in the 2017 Virginia Judicial Workload Assessment  
 Source: SCV-SQL-Information

2024 Overall GRAND TOTAL		Distribution of Caseload			Change*		Percentage (%) of Caseload			
2024	1,932	Criminal	247	13%	-2.4%	▼	-6	Criminal	13.1%	12.8%
2023	1,927	Traffic	1,443	75%	2.0%	▲	+28	Traffic	73.4%	74.7%
	+5 0.3%	Civil	212	11%	-7.0%	▲	-16	Civil	11.8%	11.0%
	▲	Civil Commitments	30	2%	-3.2%	▼	-1	Civil Commitments	1.6%	1.6%
		<b>GRAND TOTAL</b>	<b>1,932</b>	<b>100%</b>	<b>0.3%</b>	<b>▲</b>	<b>+5</b>	<b>GRAND TOTAL</b>	<b>100%</b>	<b>100%</b>

Dispositions by Division & Code

Division	Case Type Description	Code	Summary	Change	% Change	Absolute Change
<b>Criminal</b>	Misdemeanor	M	152	▼	-0.7%	-1
	Felony	F	72	▲	+5.9%	+4
	Show Cause	SC	11	▼	-8.3%	-1
	Capias	CA	9	▼	-35.7%	-5
	Civil Violation	CV	3	▼	-50.0%	-3
	<b>Total</b>			<b>247</b>	<b>▼</b>	<b>-2.4%</b>
<b>Traffic</b>	Infraction	I	1,215	▲	+7.8%	+88
	Misdemeanor	M	211	▼	-22.4%	-61
	Capias	CA	6	▲	+50.0%	+2
	Show Cause	SC	6	↔		-
	Felony	F	4	↔		-
	Restricted Operators License	RL	1	↔		-
	Civil Violation	CV	0	▼	-100.0%	-1
	<b>Total</b>			<b>1,443</b>	<b>▲</b>	<b>2.0%</b>
<b>Civil</b>	Warrant in Debt	WD	95	▲	+17.3%	+14
	Garnishment	GA	56	▼	-8.2%	-5
	Unlawful Detainer	UD	14	▲	+27.3%	+3
	Other	OT	13	▼	-38.1%	-8
	Preliminary Protective Order	PP	12	▼	-33.3%	-6
	Protective Order	PO	5	▼	-68.8%	-11
	Admin License	AL	4	▼	-66.7%	-8
	Abstract	AJ	3	▲	+50.0%	+1
	Detinue	DT	3	▲	-	+3
	Impoundment	IM	3	▲	+200.0%	+2
	Interrogatory	IN	2	▼	-33.3%	-1
	Motion for Judgment	MJ	1	▲	-	+1
	Show Cause	SC	1	↔		-
	Counter Claim	CC	0	▼	-100.0%	-1
	<b>Total</b>			<b>212</b>	<b>▼</b>	<b>-7.0%</b>
<b>Civil Commitments</b>	Temporary Detention Order	TD	19	▼	-5.0%	-1
	Emergency Custody Order	EC	11	↔		-
	<b>Total</b>		<b>30</b>	<b>▼</b>	<b>-3.2%</b>	<b>-1</b>
<b>GRAND TOTAL</b>			<b>1,932</b>	<b>▲</b>	<b>0.3%</b>	<b>+5</b>

Dispositions by Major Case Category\*\*

Category	Summary	Change	% Change	Absolute Change	
Felony	76	▲	+5.6%	+4	
Garnishment	58	▼	-9.4%	-6	
General Civil	99	▲	+22.2%	+18	
Infraction/Civil Violation	1,218	▼	+7.4%	+84	
Landlord /Tenant	14	▲	+27.3%	+3	
Misdemeanor	364	▼	-14.6%	-62	
Other	86	▲	-18.1%	-19	
Protective Orders	17	▼	-50.0%	-17	
<b>GRAND TOTAL</b>		<b>1,932</b>	<b>▲</b>	<b>0.3%</b>	<b>+5</b>

\* Compared to same time period as previous year  
 6/13/2024 2:02:52PM

\*\* Case Type Categories are defined in the 2017 Virginia Judicial Workload Assessment  
 Source: SCV-SQL-Information

2024 Overall GRAND TOTAL		Distribution of Caseload			Change*		Percentage (%) of Caseload		
<b>3,527</b>	+353 11.1%	<b>Criminal</b>	446	13%	-3.7% ▼	-17	<b>Criminal</b>	2023 14.6%	2024 12.6%
2024		<b>Traffic</b>	2,386	68%	13.6% ▲	+285	<b>Traffic</b>	66.2%	67.6%
2023		<b>Civil</b>	526	15%	8.5% ▲	+41	<b>Civil</b>	15.3%	14.9%
		<b>Civil Commitments</b>	169	5%	35.2% ▲	+44	<b>Civil Commitments</b>	3.9%	4.8%
		<b>GRAND TOTAL</b>	<b>3,527</b>	100%	11.1% ▲	+353	<b>GRAND TOTAL</b>	100%	100%

**Dispositions by Division & Code**

Division	Case Type Description	Code	Summary	Change	% Change	Absolute Change
<b>Criminal</b>	Misdemeanor	M	250	▼	-2.7%	-7
	Felony	F	152	▼	-12.6%	-22
	Capias	CA	27	▲	+80.0%	+12
	Civil Violation	CV	12	▲	+200.0%	+8
	Show Cause	SC	5	▼	-61.5%	-8
	<b>Total</b>			<b>446</b>	▼	<b>-3.7%</b>
<b>Traffic</b>	Infraction	I	1,927	▲	+12.4%	+212
	Misdemeanor	M	412	▲	+16.4%	+58
	Capias	CA	34	▲	+41.7%	+10
	Show Cause	SC	7	▲	+75.0%	+3
	Felony	F	4	▲	+300.0%	+3
	Civil Violation	CV	2	▼	-33.3%	-1
	<b>Total</b>			<b>2,386</b>	▲	<b>13.6%</b>
<b>Civil</b>	Warrant in Debt	WD	216	▲	+32.5%	+53
	Garnishment	GA	119	▲	+1.7%	+2
	Unlawful Detainer	UD	90	▲	+16.9%	+13
	Other	OT	34	▼	-10.5%	-4
	Detinue	DT	21	▼	-12.5%	-3
	Preliminary Protective Order	PP	16	▼	-11.1%	-2
	Admin License	AL	14	▼	-26.3%	-5
	Protective Order	PO	8	▼	-27.3%	-3
	Overweight	OC	3	▲	-	+3
	Show Cause	SC	2	▼	-50.0%	-2
	Abstract	AJ	1	↔	-	-
	Interrogatory	IN	1	▼	-83.3%	-5
	Petition-Restore Arms	PR	1	▲	-	+1
	Capias	CA	0	▼	-100.0%	-2
	Counter Claim	CC	0	▼	-100.0%	-1
	Impoundment	IM	0	▼	-100.0%	-3
	Tenants Assertion	TA	0	▼	-100.0%	-1
<b>Total</b>			<b>526</b>	▲	<b>8.5%</b>	<b>+41</b>
<b>Civil Commitments</b>	Mental Commitment	MC	54	▲	+22.7%	+10
	Other	OT	40	▲	+73.9%	+17
	Temporary Detention Order	TD	38	▲	+8.6%	+3
	Emergency Custody Order	EC	33	▲	+43.5%	+10
	Medical Emergency Temporary Detention Order	MT	4	▲	-	+4
<b>Total</b>			<b>169</b>	▲	<b>35.2%</b>	<b>+44</b>
<b>GRAND TOTAL</b>			<b>3,527</b>	▲	11.1%	+353

**Dispositions by Major Case Category\*\***

Category	Summary	Change	% Change	Absolute Change
Felony	156	▲	-10.9%	-19
Garnishment	120	▼	-2.4%	-3
General Civil	238	▲	+26.6%	+50
Infraction/Civil Violation	1,944	▲	+12.9%	+222
Involuntary Civil Commitments	40	▲	+73.9%	+17
Landlord /Tenant	90	▼	+15.4%	+12
Misdemeanor	662	▲	+8.3%	+51

\* Compared to same time period as previous year

\*\* Case Type Categories are defined in the 2017 Virginia Judicial Workload Assessment

**CPSS - GCMS CASELOAD STATISTICS OF THE GENERAL DISTRICT COURTS**  
January 2024 thru May 2024 Dispositions (Compared to January 2023 thru May 2023)

Other	253	▲	+12.4%	+28
Protective Orders	24	▼	-17.2%	-5
<b>GRAND TOTAL</b>	<b>3,527</b>	▲	11.1%	+353

\* Compared to same time period as previous year  
6/13/2024 2:02:52PM

\*\* Case Type Categories are defined in the 2017 Virginia Judicial Workload Assessment  
Source: SCV-SQL-Information

2024 Overall GRAND TOTAL		Distribution of Caseload			Change*		Percentage (%) of Caseload		
<b>7,964</b>	+789 11.0%	<b>Criminal</b>	1,002	13%	0.8% ▲	+8	<b>Criminal</b>	2023 13.9%	2024 12.6%
2024		<b>Traffic</b>	5,565	70%	12.6% ▲	+624	<b>Traffic</b>	68.9%	69.9%
2023		<b>Civil</b>	1,062	13%	15.7% ▲	+144	<b>Civil</b>	12.8%	13.3%
		<b>Civil Commitments</b>	335	4%	4.0% ▲	+13	<b>Civil Commitments</b>	4.5%	4.2%
		<b>GRAND TOTAL</b>	<b>7,964</b>	100%	11.0% ▲	+789	<b>GRAND TOTAL</b>	100%	100%

Dispositions by Division & Code

Division	Case Type Description	Code	Summary	Change	% Change	Absolute Change
<b>Criminal</b>	Misdemeanor	M	510	▲	+1.4%	+7
	Felony	F	287	▲	+11.7%	+30
	Capias	CA	107	▼	-15.1%	-19
	Show Cause	SC	70	▼	-14.6%	-12
	Civil Violation	CV	28	▲	+7.7%	+2
	<b>Total</b>			<b>1,002</b>	<b>▲</b>	<b>0.8%</b>
<b>Traffic</b>	Infraction	I	4,547	▲	+12.2%	+495
	Misdemeanor	M	926	▲	+13.9%	+113
	Capias	CA	57	▲	+39.0%	+16
	Show Cause	SC	20	▼	-20.0%	-5
	Felony	F	13	▲	+44.4%	+4
	Civil Violation	CV	1	↔	-	-
	Other	O	1	▲	-	+1
	<b>Total</b>			<b>5,565</b>	<b>▲</b>	<b>12.6%</b>
<b>Civil</b>	Warrant in Debt	WD	469	▲	+16.1%	+65
	Garnishment	GA	199	↔	-	-
	Unlawful Detainer	UD	191	▲	+43.6%	+58
	Other	OT	60	▼	+1.7%	+1
	Preliminary Protective Order	PP	43	▲	+30.3%	+10
	Admin License	AL	42	▲	+147.1%	+25
	Abstract	AJ	11	▼	-26.7%	-4
	Detinue	DT	11	▲	+22.2%	+2
	Protective Order	PO	11	▼	-8.3%	-1
	Interrogatory	IN	7	▼	-46.2%	-6
	Show Cause	SC	5	▼	-28.6%	-2
	Impoundment	IM	4	▼	-50.0%	-4
	Motion for Judgment	MJ	4	▲	+100.0%	+2
	Petition-Restore Arms	PR	3	▼	-25.0%	-1
	Bond Forfeiture	BF	1	▲	-	+1
	Tenants Assertion	TA	1	↔	-	-
	Capias	CA	0	▼	-100.0%	-1
	Overweight	OC	0	▼	-100.0%	-1
<b>Total</b>			<b>1,062</b>	<b>▲</b>	<b>15.7%</b>	<b>+144</b>
<b>Civil Commitments</b>	Mental Commitment	MC	151	▲	+7.9%	+11
	Temporary Detention Order	TD	79	▲	+6.8%	+5
	Emergency Custody Order	EC	74	▲	+5.7%	+4
	Petition	PT	14	▲	+40.0%	+4
	Other	OT	12	▼	-55.6%	-15
	Medical Emergency Temporary Detention Order	MT	4	▲	+300.0%	+3
	Medical Emergency Custody Order	ME	1	▲	-	+1
<b>Total</b>			<b>335</b>	<b>▲</b>	<b>4.0%</b>	<b>+13</b>
<b>GRAND TOTAL</b>			<b>7,964</b>	<b>▲</b>	<b>11.0%</b>	<b>+789</b>

Dispositions by Major Case Category\*\*

Category	Summary	Change	% Change	Absolute Change
Felony	300	▲	+12.8%	+34
Garnishment	206	▼	-2.8%	-6
General Civil	490	▲	+15.3%	+65

\* Compared to same time period as previous year  
 6/13/2024 2:02:52PM

\*\* Case Type Categories are defined in the 2017 Virginia Judicial Workload Assessment  
 Source: SCV-SQL-Information

**CPSS - GCMS CASELOAD STATISTICS OF THE GENERAL DISTRICT COURTS**  
 January 2024 thru May 2024 Dispositions (Compared to January 2023 thru May 2023)

**Augusta**

District: 25 FIPS: 015

Infraction/Civil Violation	4,577	▲	+12.2%	+497
Involuntary Civil Commitments	26	▼	-29.7%	-11
Landlord /Tenant	192	▲	+43.3%	+58
Misdemeanor	1,436	▲	+9.1%	+120
Other	683	▲	+3.5%	+23
Protective Orders	54	▲	+20.0%	+9
<b>GRAND TOTAL</b>	<b>7,964</b>	▲	11.0%	+789

\* Compared to same time period as previous year  
 6/13/2024 2:02:52PM

\*\* Case Type Categories are defined in the 2017 Virginia Judicial Workload Assessment  
 Source: SCV-SQL-Information



2024 Overall GRAND TOTAL		Distribution of Caseload		Change*		Percentage (%) of Caseload		
<b>1,083</b>	+129 13.5%	<b>Criminal</b>	60 6%	-38.1% ▼	-37	<b>Criminal</b>	2023 10.2%	2024 5.5%
2024	↑	<b>Traffic</b>	961 89%	16.8% ▲	+138	<b>Traffic</b>	86.3%	88.7%
2023		<b>Civil</b>	57 5%	119.2% ▲	+31	<b>Civil</b>	2.7%	5.3%
		<b>Civil Commitments</b>	5 0%	-37.5% ▼	-3	<b>Civil Commitments</b>	0.8%	0.5%
		<b>GRAND TOTAL</b>	<b>1,083</b> 100%	13.5% ▲	+129	<b>GRAND TOTAL</b>	100%	100%

**Dispositions by Division & Code**

Division	Case Type Description	Code	Summary	Change	% Change	Absolute Change	
<b>Criminal</b>	Misdemeanor	M	45	▼	-47.7%	-41	
	Capias	CA	6	▲	+500.0%	+5	
	Felony	F	4	▼	-20.0%	-1	
	Show Cause	SC	3	▼	-40.0%	-2	
	Civil Violation	CV	2	▲	-	+2	
	<b>Total</b>			<b>60</b>	▼	<b>-38.1%</b>	<b>-37</b>
<b>Traffic</b>	Infraction	I	879	▲	+13.9%	+107	
	Misdemeanor	M	81	▲	+62.0%	+31	
	Show Cause	SC	1	▲	-	+1	
	Capias	CA	0	▼	-100.0%	-1	
	<b>Total</b>			<b>961</b>	▲	<b>16.8%</b>	<b>+138</b>
<b>Civil</b>	Warrant in Debt	WD	23	▲	+283.3%	+17	
	Garnishment	GA	9	▼	-18.2%	-2	
	Other	OT	6	▲	+100.0%	+3	
	Preliminary Protective Order	PP	4	▲	-	+4	
	Protective Order	PO	4	▲	-	+4	
	Admin License	AL	3	▲	+50.0%	+1	
	Unlawful Detainer	UD	3	▲	-	+3	
	Interrogatory	IN	2	▲	-	+2	
	Capias	CA	1	▲	-	+1	
	Detinue	DT	1	▲	-	+1	
	Show Cause	SC	1	▲	-	+1	
	Impoundment	IM	0	▼	-100.0%	-3	
	Overweight	OC	0	▼	-100.0%	-1	
	<b>Total</b>			<b>57</b>	▲	<b>119.2%</b>	<b>+31</b>
	<b>Civil Commitments</b>	Emergency Custody Order	EC	3	▼	-25.0%	-1
Temporary Detention Order		TD	2	▼	-50.0%	-2	
<b>Total</b>				<b>5</b>	▼	<b>-37.5%</b>	<b>-3</b>
<b>GRAND TOTAL</b>			<b>1,083</b>	▲	13.5%	+129	

**Dispositions by Major Case Category\*\***

Category	Summary	Change	% Change	Absolute Change	
Felony	4	▼	-20.0%	-1	
Garnishment	11	▲	-	0	
General Civil	24	▲	+242.9%	+17	
Infraction/Civil Violation	881	▲	+14.0%	+108	
Landlord /Tenant	3	▲	-	+3	
Misdemeanor	126	▲	-7.4%	-10	
Other	26	▲	+18.2%	+4	
Protective Orders	8	▲	-	+8	
<b>GRAND TOTAL</b>		<b>1,083</b>	▲	13.5%	+129

\* Compared to same time period as previous year  
 6/13/2024 2:02:52PM

\*\* Case Type Categories are defined in the 2017 Virginia Judicial Workload Assessment  
 Source: SCV-SQL-Information

2024 Overall GRAND TOTAL		Distribution of Caseload			Change*		Percentage (%) of Caseload		
<b>5,743</b>	-165 -2.8%	<b>Criminal</b>	442	8%	7.0% ▲	+29	<b>Criminal</b>	2023 7.0%	2024 7.7%
2024		<b>Traffic</b>	4,797	84%	-5.1% ▼	-256	<b>Traffic</b>	85.5%	83.5%
2023		<b>Civil</b>	470	8%	11.9% ▲	+50	<b>Civil</b>	7.1%	8.2%
		<b>Civil Commitments</b>	34	1%	54.5% ▲	+12	<b>Civil Commitments</b>	0.4%	0.6%
		<b>GRAND TOTAL</b>	<b>5,743</b>	100%	-2.8% ▼	-165	<b>GRAND TOTAL</b>	100%	100%

**Dispositions by Division & Code**

Division	Case Type Description	Code	Summary	Change	% Change	Absolute Change
<b>Criminal</b>	Misdemeanor	M	299	▲	+15.9%	+41
	Felony	F	83	▼	-1.2%	-1
	Show Cause	SC	21	▲	+5.0%	+1
	Civil Violation	CV	20	▲	+42.9%	+6
	Capias	CA	19	▼	-47.2%	-17
	Restricted Operators License	RL	0	▼	-100.0%	-1
	<b>Total</b>			<b>442</b>	<b>▲</b>	<b>7.0%</b>
<b>Traffic</b>	Infraction	I	4,076	▼	-3.2%	-134
	Misdemeanor	M	693	▼	-14.3%	-116
	Show Cause	SC	15	▼	-11.8%	-2
	Capias	CA	10	▲	+100.0%	+5
	Felony	F	2	▼	-80.0%	-8
	Civil Violation	CV	1	↔		-
	Restricted Operators License	RL	0	▼	-100.0%	-1
<b>Total</b>			<b>4,797</b>	<b>▼</b>	<b>-5.1%</b>	<b>-256</b>
<b>Civil</b>	Warrant in Debt	WD	231	▲	+18.5%	+36
	Garnishment	GA	86	▼	-9.5%	-9
	Unlawful Detainer	UD	56	▲	+60.0%	+21
	Other	OT	24	▲	+50.0%	+8
	Admin License	AL	23	▲	+15.0%	+3
	Overweight	OC	13	▼	-31.6%	-6
	Protective Order	PO	10	▲	+25.0%	+2
	Preliminary Protective Order	PP	7	▲	+16.7%	+1
	Impoundment	IM	6	▼	-33.3%	-3
	Interrogatory	IN	4	▼	-42.9%	-3
	Detinue	DT	3	▲	+50.0%	+1
	Bond Forfeiture	BF	2	▲	+100.0%	+1
	Abstract	AJ	1	▼	-80.0%	-4
	Counter Claim	CC	1	▲	-	+1
	Petition to Require Blood Test	BT	1	▲	-	+1
	Show Cause	SC	1	▲	-	+1
	Tenants Assertion	TA	1	▲	-	+1
Petition-Restore Arms	PR	0	▼	-100.0%	-2	
<b>Total</b>			<b>470</b>	<b>▲</b>	<b>11.9%</b>	<b>+50</b>
<b>Civil Commitments</b>	Temporary Detention Order	TD	23	▲	+91.7%	+11
	Emergency Custody Order	EC	11	▲	+10.0%	+1
<b>Total</b>			<b>34</b>	<b>▲</b>	<b>54.5%</b>	<b>+12</b>
<b>GRAND TOTAL</b>			<b>5,743</b>	<b>▼</b>	<b>-2.8%</b>	<b>-165</b>

**Dispositions by Major Case Category\*\***

Category	Summary	Change	% Change	Absolute Change
Felony	85	▼	-9.6%	-9
Garnishment	90	▼	-11.8%	-12
General Civil	238	▼	+16.7%	+34
Infraction/Civil Violation	4,110	▲	-3.2%	-134
Landlord /Tenant	57	▲	+62.9%	+22
Misdemeanor	992	▼	-7.2%	-77
Other	154	▲	+5.5%	+8

\* Compared to same time period as previous year  
 6/13/2024 2:02:52PM

\*\* Case Type Categories are defined in the 2017 Virginia Judicial Workload Assessment  
 Source: SCV-SQL-Information

**CPSS - GCMS CASELOAD STATISTICS OF THE GENERAL DISTRICT COURTS**  
January 2024 thru May 2024 Dispositions (Compared to January 2023 thru May 2023)

---

Protective Orders	17	▲	+21.4%	+3
<b>GRAND TOTAL</b>	<b>5,743</b>	▼	-2.8%	-165

---

\* Compared to same time period as previous year  
6/13/2024 2:02:52PM

\*\* Case Type Categories are defined in the 2017 Virginia Judicial Workload Assessment  
Source: SCV-SQL-Information

2024 Overall GRAND TOTAL		Distribution of Caseload			Change*		Percentage (%) of Caseload		
<b>657</b>	-184 -21.9%	<b>Criminal</b>	148	23%	8.0% ▲	+11	<b>Criminal</b>	2023 16.3%	2024 22.5%
2024		<b>Traffic</b>	366	56%	-35.2% ▼	-199	<b>Traffic</b>	67.2%	55.7%
2023		<b>Civil</b>	137	21%	6.2% ▲	+8	<b>Civil</b>	15.3%	20.9%
		<b>Civil Commitments</b>	6	1%	-40.0% ▼	-4	<b>Civil Commitments</b>	1.2%	0.9%
		<b>GRAND TOTAL</b>	<b>657</b>	100%	-21.9% ▼	-184	<b>GRAND TOTAL</b>	100%	100%

**Dispositions by Division & Code**

Division	Case Type Description	Code	Summary	Change	% Change	Absolute Change
<b>Criminal</b>	Misdemeanor	M	86	▲	+21.1%	+15
	Felony	F	37	▼	-22.9%	-11
	Capias	CA	13	▲	+30.0%	+3
	Show Cause	SC	9	▲	+28.6%	+2
	Civil Violation	CV	3	▲	+200.0%	+2
	<b>Total</b>			<b>148</b>	▲	<b>8.0%</b>
<b>Traffic</b>	Infraction	I	244	▼	-48.5%	-230
	Misdemeanor	M	88	▲	+17.3%	+13
	Capias	CA	27	▲	+80.0%	+12
	Show Cause	SC	5	▲	-	+5
	Civil Violation	CV	1	▲	-	+1
	Felony	F	1	▲	-	+1
	Other	O	0	▼	-100.0%	-1
	<b>Total</b>			<b>366</b>	▼	<b>-35.2%</b>
<b>Civil</b>	Warrant in Debt	WD	45	▲	+32.4%	+11
	Garnishment	GA	31	▼	-29.5%	-13
	Unlawful Detainer	UD	30	▼	-11.8%	-4
	Other	OT	10	▲	+42.9%	+3
	Admin License	AL	9	▲	+125.0%	+5
	Preliminary Protective Order	PP	5	▲	+25.0%	+1
	Protective Order	PO	4	▲	+300.0%	+3
	Bond Forfeiture	BF	1	▲	-	+1
	Impoundment	IM	1	▲	-	+1
	Interrogatory	IN	1	▲	-	+1
	Tenants Assertion	TA	0	▼	-100.0%	-1
<b>Total</b>			<b>137</b>	▲	<b>6.2%</b>	<b>+8</b>
<b>Civil Commitments</b>	Temporary Detention Order	TD	4	▼	-50.0%	-4
	Emergency Custody Order	EC	2	↔	-	-
<b>Total</b>			<b>6</b>	▼	<b>-40.0%</b>	<b>-4</b>
<b>GRAND TOTAL</b>			<b>657</b>	▼	-21.9%	-184

**Dispositions by Major Case Category\*\***

Category	Summary	Change	% Change	Absolute Change
Felony	38	▲	-20.8%	-10
Garnishment	32	▲	-27.3%	-12
General Civil	45	▲	+32.4%	+11
Infraction/Civil Violation	248	▲	-47.9%	-228
Landlord /Tenant	30	▼	-14.3%	-5
Misdemeanor	174	▲	+19.2%	+28
Other	81	▲	+52.8%	+28
Protective Orders	9	▲	+80.0%	+4
<b>GRAND TOTAL</b>	<b>657</b>	▼	-21.9%	-184

\* Compared to same time period as previous year  
 6/13/2024 2:02:52PM

\*\* Case Type Categories are defined in the 2017 Virginia Judicial Workload Assessment  
 Source: SCV-SQL-Information

2024 Overall GRAND TOTAL		Distribution of Caseload			Change*		Percentage (%) of Caseload		
<b>441</b>	+145 49.0%	<b>Criminal</b>	74	17%	25.4% ▲	+15	<b>Criminal</b>	2023 19.9%	2024 16.8%
2024		<b>Traffic</b>	295	67%	61.2% ▲	+112	<b>Traffic</b>	61.8%	66.9%
2023		<b>Civil</b>	69	16%	30.2% ▲	+16	<b>Civil</b>	17.9%	15.6%
		<b>Civil Commitments</b>	3	1%	200.0% ▲	+2	<b>Civil Commitments</b>	0.3%	0.7%
		<b>GRAND TOTAL</b>	<b>441</b>	100%	49.0% ▲	+145	<b>GRAND TOTAL</b>	100%	100%

**Dispositions by Division & Code**


Division	Case Type Description	Code	Summary	Change	% Change	Absolute Change
<b>Criminal</b>	Misdemeanor	M	61	▲	+60.5%	+23
	Felony	F	8	▼	-20.0%	-2
	Show Cause	SC	5	▲	+25.0%	+1
	Capias	CA	0	▼	-100.0%	-7
	<b>Total</b>		<b>74</b>	<b>▲</b>	<b>25.4%</b>	<b>+15</b>
<b>Traffic</b>	Infraction	I	254	▲	+81.4%	+114
	Misdemeanor	M	37	▲	+12.1%	+4
	Capias	CA	3	▼	-50.0%	-3
	Show Cause	SC	1	▼	-50.0%	-1
	Restricted Operators License	RL	0	▼	-100.0%	-2
	<b>Total</b>		<b>295</b>	<b>▲</b>	<b>61.2%</b>	<b>+112</b>
<b>Civil</b>	Warrant in Debt	WD	28	▲	+12.0%	+3
	Unlawful Detainer	UD	12	↔	-	-
	Garnishment	GA	9	▲	+12.5%	+1
	Tenants Assertion	TA	5	▲	-	+5
	Other	OT	4	▲	-33.3%	-2
	Interrogatory	IN	3	▲	-	+3
	Admin License	AL	2	▲	+100.0%	+1
	Impoundment	IM	2	▲	-	+2
	Protective Order	PO	2	▲	-	+2
	Detinue	DT	1	▲	-	+1
	Preliminary Protective Order	PP	1	▲	-	+1
	Petition-Restore Arms	PR	0	▼	-100.0%	-1
	<b>Total</b>		<b>69</b>	<b>▲</b>	<b>30.2%</b>	<b>+16</b>
<b>Civil Commitments</b>	Emergency Custody Order	EC	2	▲	-	+2
	Temporary Detention Order	TD	1	↔	-	-
	<b>Total</b>		<b>3</b>	<b>▲</b>	<b>200.0%</b>	<b>+2</b>
<b>GRAND TOTAL</b>			<b>441</b>	<b>▲</b>	<b>49.0%</b>	<b>+145</b>

**Dispositions by Major Case Category\*\***

Category	Summary	Change	% Change	Absolute Change	
Felony	8	▼	-20.0%	-2	
Garnishment	12	▲	+50.0%	+4	
General Civil	30	▲	+15.4%	+4	
Infraction/Civil Violation	254	▲	+81.4%	+114	
Landlord /Tenant	17	▲	+41.7%	+5	
Misdemeanor	98	▼	+34.2%	+25	
Other	19	▲	-29.6%	-8	
Protective Orders	3	▲	-	+3	
<b>GRAND TOTAL</b>		<b>441</b>	<b>▲</b>	<b>49.0%</b>	<b>+145</b>

\* Compared to same time period as previous year  
 6/13/2024 2:02:52PM

\*\* Case Type Categories are defined in the 2017 Virginia Judicial Workload Assessment  
 Source: SCV-SQL-Information

2024 Overall GRAND TOTAL		Distribution of Caseload		Change*		Percentage (%) of Caseload		
<b>466</b>	+115 32.8%	<b>Criminal</b>	36 8%	80.0% ▲	+16	<b>Criminal</b>	2023 5.7%	2024 7.7%
2024 	↑	<b>Traffic</b>	394 85%	29.6% ▲	+90	<b>Traffic</b>	86.6%	84.5%
2023		<b>Civil</b>	35 8%	29.6% ▲	+8	<b>Civil</b>	7.7%	7.5%
		<b>Civil Commitments</b>	1 0%	- ▲	+1	<b>Civil Commitments</b>	0.0%	0.2%
		<b>GRAND TOTAL</b>	<b>466</b> 100%	32.8% ▲	+115	<b>GRAND TOTAL</b>	100%	100%

**Dispositions by Division & Code**

Division	Case Type Description	Code	Summary	Change	% Change	Absolute Change
<b>Criminal</b>	Misdemeanor	M	31	▲	+93.8%	+15
	Capias	CA	2	▲	+100.0%	+1
	Civil Violation	CV	1	▼	-50.0%	-1
	Felony	F	1	↔	-	-
	Show Cause	SC	1	▲	-	+1
	<b>Total</b>			<b>36</b>	<b>▲</b>	<b>80.0%</b>
<b>Traffic</b>	Infraction	I	366	▲	+34.6%	+94
	Misdemeanor	M	27	▼	-12.9%	-4
	Capias	CA	1	▲	-	+1
	Felony	F	0	▼	-100.0%	-1
	<b>Total</b>			<b>394</b>	<b>▲</b>	<b>29.6%</b>
<b>Civil</b>	Warrant in Debt	WD	27	▲	+80.0%	+12
	Unlawful Detainer	UD	3	▲	+50.0%	+1
	Garnishment	GA	2	▼	-71.4%	-5
	Admin License	AL	1	▲	-	+1
	Counter Claim	CC	1	▲	-	+1
	Protective Order	PO	1	↔	-	-
	Other	OT	0	▼	-100.0%	-1
	Preliminary Protective Order	PP	0	▼	-100.0%	-1
<b>Total</b>			<b>35</b>	<b>▲</b>	<b>29.6%</b>	<b>+8</b>
<b>Civil Commitments</b>	Temporary Detention Order	TD	1	▲	-	+1
<b>Total</b>			<b>1</b>	<b>▲</b>	<b>-</b>	<b>+1</b>
<b>GRAND TOTAL</b>			<b>466</b>	<b>▲</b>	<b>32.8%</b>	<b>+115</b>

**Dispositions by Major Case Category\*\***

Category	Summary	Change	% Change	Absolute Change
Felony	1	▼	-50.0%	-1
Garnishment	2	▼	-71.4%	-5
General Civil	27	▲	+80.0%	+12
Infraction/Civil Violation	367	▼	+33.9%	+93
Landlord /Tenant	3	▲	+50.0%	+1
Misdemeanor	58	▲	+23.4%	+11
Other	7	▲	+250.0%	+5
Protective Orders	1	▼	-50.0%	-1
<b>GRAND TOTAL</b>	<b>466</b>	<b>▲</b>	<b>32.8%</b>	<b>+115</b>

\* Compared to same time period as previous year  
 6/13/2024 2:02:52PM

\*\* Case Type Categories are defined in the 2017 Virginia Judicial Workload Assessment  
 Source: SCV-SQL-Information

2024 Overall GRAND TOTAL		Distribution of Caseload			Change*		Percentage (%) of Caseload		
<b>4,222</b>	-220 -5.0%	<b>Criminal</b>	604	14%	8.6% ▲	+48	<b>Criminal</b>	2023 12.5%	2024 14.3%
2024		<b>Traffic</b>	3,117	74%	-5.9% ▼	-197	<b>Traffic</b>	74.6%	73.8%
2023		<b>Civil</b>	456	11%	-14.0% ▼	-74	<b>Civil</b>	11.9%	10.8%
		<b>Civil Commitments</b>	45	1%	7.1% ▲	+3	<b>Civil Commitments</b>	0.9%	1.1%
		<b>GRAND TOTAL</b>	<b>4,222</b>	100%	-5.0% ▼	-220	<b>GRAND TOTAL</b>	100%	100%

Dispositions by Division & Code

Division	Case Type Description	Code	Summary	Change	% Change	Absolute Change
<b>Criminal</b>	Misdemeanor	M	348	▲	+8.1%	+26
	Felony	F	169	▲	+19.0%	+27
	Capias	CA	54	▼	-11.5%	-7
	Show Cause	SC	19	▼	-17.4%	-4
	Civil Violation	CV	14	▲	+75.0%	+6
	<b>Total</b>			<b>604</b>	<b>▲</b>	<b>8.6%</b>
<b>Traffic</b>	Infraction	I	2,304	▲	+6.1%	+133
	Misdemeanor	M	774	▼	-27.7%	-296
	Capias	CA	24	▼	-48.9%	-23
	Felony	F	8	▼	-52.9%	-9
	Show Cause	SC	7	▼	-22.2%	-2
	<b>Total</b>			<b>3,117</b>	<b>▼</b>	<b>-5.9%</b>
<b>Civil</b>	Warrant in Debt	WD	166	▼	-9.3%	-17
	Garnishment	GA	119	▼	-17.4%	-25
	Unlawful Detainer	UD	55	▼	-14.1%	-9
	Other	OT	33	▲	+43.5%	+10
	Detinue	DT	30	▼	-55.2%	-37
	Preliminary Protective Order	PP	13	▲	+8.3%	+1
	Protective Order	PO	10	↔	-	-
	Admin License	AL	8	▼	-27.3%	-3
	Impoundment	IM	4	▲	-	+4
	Show Cause	SC	4	▼	-20.0%	-1
	Abstract	AJ	3	▲	-	+3
	Counter Claim	CC	2	▲	-	+2
	Interrogatory	IN	2	▼	-33.3%	-1
	Petition-Restore Arms	PR	2	▲	-	+2
	Bond Forfeiture	BF	1	▼	-75.0%	-3
	Motion for Judgment	MJ	1	↔	-	-
	Overweight	OC	1	▲	-	+1
	Tenants Assertion	TA	1	▲	-	+1
	Zoning Violation	ZO	1	▼	-50.0%	-1
	Capias	CA	0	▼	-100.0%	-1
<b>Total</b>			<b>456</b>	<b>▼</b>	<b>-14.0%</b>	<b>-74</b>
<b>Civil Commitments</b>	Temporary Detention Order	TD	32	▲	+14.3%	+4
	Emergency Custody Order	EC	13	▼	-7.1%	-1
	<b>Total</b>			<b>45</b>	<b>▲</b>	<b>7.1%</b>
<b>GRAND TOTAL</b>			<b>4,222</b>	<b>▼</b>	<b>-5.0%</b>	<b>-220</b>

Dispositions by Major Case Category\*\*

Category	Summary	Change	% Change	Absolute Change
Felony	177	▼	+11.3%	+18
Garnishment	121	▼	-17.7%	-26
General Civil	200	▲	-20.6%	-52
Infraction/Civil Violation	2,319	▲	+6.4%	+140
Landlord /Tenant	56	▲	-12.5%	-8
Misdemeanor	1,123	▼	-19.4%	-271
Other	203	▲	-9.8%	-22

\* Compared to same time period as previous year

\*\* Case Type Categories are defined in the 2017 Virginia Judicial Workload Assessment

**CPSS - GCMS CASELOAD STATISTICS OF THE GENERAL DISTRICT COURTS**  
January 2024 thru May 2024 Dispositions (Compared to January 2023 thru May 2023)

---

Protective Orders	23	▲	+4.5%	+1
<b>GRAND TOTAL</b>	<b>4,222</b>	▼	-5.0%	-220

---

\* Compared to same time period as previous year  
6/13/2024 2:02:52PM

\*\* Case Type Categories are defined in the 2017 Virginia Judicial Workload Assessment  
Source: SCV-SQL-Information



2024 Overall GRAND TOTAL		Distribution of Caseload			Change*		Percentage (%) of Caseload			
<b>3,884</b>	+56 1.5%	<b>Criminal</b>	593	15%	-14.8%	▼	-103	<b>Criminal</b>	2023: 18.2%	2024: 15.3%
2024		<b>Traffic</b>	1,855	48%	-2.6%	▼	-50	<b>Traffic</b>	49.8%	47.8%
2023		<b>Civil</b>	741	19%	24.1%	▲	+144	<b>Civil</b>	15.6%	19.1%
		<b>Civil Commitments</b>	695	18%	10.3%	▲	+65	<b>Civil Commitments</b>	16.5%	17.9%
		<b>GRAND TOTAL</b>	<b>3,884</b>	100%	1.5%	▲	+56	<b>GRAND TOTAL</b>	100%	100%

**Dispositions by Division & Code**

Division	Case Type Description	Code	Summary	Change	% Change	Absolute Change
<b>Criminal</b>	Misdemeanor	M	281	▼	-3.8%	-11
	Felony	F	168	▼	-34.1%	-87
	Capias	CA	76	▼	-23.2%	-23
	Civil Violation	CV	34	▲	+161.5%	+21
	Show Cause	SC	32	↔		-
	Motion	MO	1	▼	-80.0%	-4
	Restricted Operators License	RL	1	▲	-	+1
	<b>Total</b>			<b>593</b>	▼	<b>-14.8%</b>
<b>Traffic</b>	Infraction	I	1,480	▼	-0.7%	-11
	Misdemeanor	M	270	▼	-6.6%	-19
	Capias	CA	76	▼	-6.2%	-5
	Other	O	14	▼	-48.1%	-13
	Show Cause	SC	10	▲	+66.7%	+4
	Felony	F	2	▼	-71.4%	-5
	Restricted Operators License	RL	2	▲	+100.0%	+1
	Motion	MO	1	▲	-	+1
	Civil Violation	CV	0	▼	-100.0%	-3
<b>Total</b>			<b>1,855</b>	▼	<b>-2.6%</b>	<b>-50</b>
<b>Civil</b>	Warrant in Debt	WD	289	▲	+55.4%	+103
	Garnishment	GA	178	▼	-0.6%	-1
	Unlawful Detainer	UD	123	▲	+17.1%	+18
	Preliminary Protective Order	PP	26	▲	+160.0%	+16
	Detinue	DT	23	▲	+53.3%	+8
	Other	OT	22	▲		-
	Protective Order	PO	18	▲	+100.0%	+9
	Interrogatory	IN	15	▼	-25.0%	-5
	Show Cause	SC	12	▲	+9.1%	+1
	Admin License	AL	11	▼	-8.3%	-1
	Abstract	AJ	8	▼	-50.0%	-8
	Impoundment	IM	7	▲	+250.0%	+5
	Bond Forfeiture	BF	4	▲	+300.0%	+3
	Motion for Judgment	MJ	2	↔		-
	Capias	CA	1	▼	-75.0%	-3
	Counter Claim	CC	1	▲	-	+1
	Tenants Assertion	TA	1	▲	-	+1
	Cross Claim	CR	0	▼	-100.0%	-1
Petition-Restore Arms	PR	0	▼	-100.0%	-2	
<b>Total</b>			<b>741</b>	▲	<b>24.1%</b>	<b>+144</b>
<b>Civil Commitments</b>	Mental Commitment	MC	417	▲	+4.3%	+17
	Other	OT	158	▲	+25.4%	+32
	Temporary Detention Order	TD	63	▼	-6.0%	-4
	Emergency Custody Order	EC	35	▲	+40.0%	+10
	Petition	PT	22	▲	+83.3%	+10
<b>Total</b>			<b>695</b>	▲	<b>10.3%</b>	<b>+65</b>
<b>GRAND TOTAL</b>			<b>3,884</b>	▲	1.5%	+56

\* Compared to same time period as previous year  
 6/13/2024 2:02:52PM

\*\* Case Type Categories are defined in the 2017 Virginia Judicial Workload Assessment  
 Source: SCV-SQL-Information

**CPSS - GCMS CASELOAD STATISTICS OF THE GENERAL DISTRICT COURTS**

January 2024 thru May 2024 Dispositions (Compared to January 2023 thru May 2023)

**Staunton**

District: 25 FIPS: 790

**Dispositions by Major Case Category\*\***

Category	Summary	Change	% Change	Absolute Change
Felony	170	▼	-35.1%	-92
Garnishment	193	▼	-3.0%	-6
General Civil	315	▲	+53.7%	+110
Infraction/Civil Violation	1,528	▲	-0.4%	-6
Involuntary Civil Commitments	180	▲	+30.4%	+42
Landlord /Tenant	124	▲	+18.1%	+19
Misdemeanor	554	▲	-4.8%	-28
Other	776	▲	-1.0%	-8
Protective Orders	44	▲	+131.6%	+25
<b>GRAND TOTAL</b>	<b>3,884</b>	▲	1.5%	+56

\* Compared to same time period as previous year  
6/13/2024 2:02:52PM

\*\* Case Type Categories are defined in the 2017 Virginia Judicial Workload Assessment  
Source: SCV-SQL-Information

2024 Overall GRAND TOTAL		Distribution of Caseload			Change*		Percentage (%) of Caseload		
<b>2,553</b>	+223 9.6%	<b>Criminal</b>	421	16%	2.2% ▲	+9	<b>Criminal</b>	2023 17.7%	2024 16.5%
2024		<b>Traffic</b>	721	28%	46.8% ▲	+230	<b>Traffic</b>	21.1%	28.2%
2023		<b>Civil</b>	1,325	52%	-3.1% ▼	-43	<b>Civil</b>	58.7%	51.9%
		<b>Civil Commitments</b>	86	3%	45.8% ▲	+27	<b>Civil Commitments</b>	2.5%	3.4%
		<b>GRAND TOTAL</b>	<b>2,553</b>	100%	9.6% ▲	+223	<b>GRAND TOTAL</b>	100%	100%

**Dispositions by Division & Code**

Division	Case Type Description	Code	Summary	Change	% Change	Absolute Change
<b>Criminal</b>	Misdemeanor	M	200	▲	+8.1%	+15
	Felony	F	141	▲	+12.8%	+16
	Capias	CA	54	▼	-33.3%	-27
	Show Cause	SC	22	▲	+46.7%	+7
	Civil Violation	CV	4	▼	-33.3%	-2
	<b>Total</b>			<b>421</b>	<b>▲</b>	<b>2.2%</b>
<b>Traffic</b>	Infraction	I	479	▲	+62.4%	+184
	Misdemeanor	M	172	▲	+17.8%	+26
	Capias	CA	50	▲	+150.0%	+30
	Show Cause	SC	9	▼	-55.0%	-11
	Civil Violation	CV	6	▲	+100.0%	+3
	Felony	F	4	▲	+33.3%	+1
	Restricted Operators License	RL	1	▼	-75.0%	-3
	<b>Total</b>			<b>721</b>	<b>▲</b>	<b>46.8%</b>
<b>Civil</b>	Warrant in Debt	WD	767	▼	-2.8%	-22
	Garnishment	GA	211	▲	+0.5%	+1
	Unlawful Detainer	UD	177	▲	+22.9%	+33
	Detinue	DT	56	▼	-46.2%	-48
	Other	OT	31	▼	-27.9%	-12
	Preliminary Protective Order	PP	21	▼	-8.7%	-2
	Admin License	AL	13	▲	+62.5%	+5
	Show Cause	SC	13	▼	-7.1%	-1
	Abstract	AJ	11	▲	+83.3%	+5
	Interrogatory	IN	9	▼	-35.7%	-5
	Detinue Seizure	DZ	5	▲	-	+5
	Protective Order	PO	5	▼	-16.7%	-1
	Motion for Judgment	MJ	3	▲	+50.0%	+1
	Capias	CA	1	▼	-50.0%	-1
	Counter Claim	CC	1	▲	-	+1
	Impoundment	IM	1	▼	-50.0%	-1
	Tenants Assertion	TA	0	▼	-100.0%	-1
<b>Total</b>			<b>1,325</b>	<b>▼</b>	<b>-3.1%</b>	<b>-43</b>
<b>Civil Commitments</b>	Temporary Detention Order	TD	60	▲	+36.4%	+16
	Emergency Custody Order	EC	26	▲	+73.3%	+11
	<b>Total</b>			<b>86</b>	<b>▲</b>	<b>45.8%</b>
<b>GRAND TOTAL</b>			<b>2,553</b>	<b>▲</b>	<b>9.6%</b>	<b>+223</b>

**Dispositions by Major Case Category\*\***

Category	Summary	Change	% Change	Absolute Change
Felony	145	▲	+13.3%	+17
Garnishment	220	▼	-1.8%	-4
General Civil	831	▲	-7.2%	-64
Infraction/Civil Violation	489	▲	+60.9%	+185
Landlord /Tenant	177	▼	+22.1%	+32
Misdemeanor	373	▼	+11.3%	+38
Other	292	▲	+8.1%	+22
Protective Orders	26	▼	-10.3%	-3

\* Compared to same time period as previous year  
 6/13/2024 2:02:52PM

\*\* Case Type Categories are defined in the 2017 Virginia Judicial Workload Assessment  
 Source: SCV-SQL-Information

**CPSS - GCMS CASELOAD STATISTICS OF THE GENERAL DISTRICT COURTS**  
January 2024 thru May 2024 Dispositions (Compared to January 2023 thru May 2023)

---

<i><b>GRAND TOTAL</b></i>	<b>2,553</b>	▲	9.6%	+223
---------------------------	--------------	---	------	------

---

\* Compared to same time period as previous year  
6/13/2024 2:02:52PM

\*\* Case Type Categories are defined in the 2017 Virginia Judicial Workload Assessment  
Source: SCV-SQL-Information

2024 Overall GRAND TOTAL		Distribution of Caseload			Change*		Percentage (%) of Caseload		
<b>1,520</b>	-302 -16.6%	<b>Criminal</b>	117	8%	-25.0% ▼	-39	<b>Criminal</b>	2023 8.6%	2024 7.7%
2024		<b>Traffic</b>	1,240	82%	-18.6% ▼	-284	<b>Traffic</b>	83.6%	81.6%
2023		<b>Civil</b>	157	10%	14.6% ▲	+20	<b>Civil</b>	7.5%	10.3%
		<b>Civil Commitments</b>	6	0%	20.0% ▲	+1	<b>Civil Commitments</b>	0.3%	0.4%
		<b>GRAND TOTAL</b>	<b>1,520</b>	100%	-16.6% ▼	-302	<b>GRAND TOTAL</b>	100%	100%

Dispositions by Division & Code

Division	Case Type Description	Code	Summary	Change	% Change	Absolute Change
<b>Criminal</b>	Misdemeanor	M	69	▼	-41.0%	-48
	Felony	F	17	▲	+21.4%	+3
	Show Cause	SC	10	▼	-28.6%	-4
	Capias	CA	9	▲	+350.0%	+7
	Civil Violation	CV	7	▲	+16.7%	+1
	Motion	MO	5	▲	+66.7%	+2
	<b>Total</b>			<b>117</b>	▼	<b>-25.0%</b>
<b>Traffic</b>	Infraction	I	1,043	▼	-19.0%	-245
	Misdemeanor	M	185	▼	-19.2%	-44
	Capias	CA	4	▲	+33.3%	+1
	Felony	F	4	▲	+300.0%	+3
	Show Cause	SC	3	↔	-	-
	Motion	MO	1	▲	-	+1
<b>Total</b>			<b>1,240</b>	▼	<b>-18.6%</b>	<b>-284</b>
<b>Civil</b>	Warrant in Debt	WD	70	▲	+4.5%	+3
	Garnishment	GA	36	▲	+24.1%	+7
	Admin License	AL	23	▲	+91.7%	+11
	Unlawful Detainer	UD	11	▼	-42.1%	-8
	Other	OT	7	▲	+133.3%	+4
	Preliminary Protective Order	PP	5	▲	-	+5
	Impoundment	IM	2	↔	-	-
	Abstract	AJ	1	▲	-	+1
	Motion for Judgment	MJ	1	▲	-	+1
	Protective Order	PO	1	▲	-	+1
	Bond Forfeiture	BF	0	▼	-100.0%	-1
	Detinue	DT	0	▼	-100.0%	-2
	Interrogatory	IN	0	▼	-100.0%	-1
	Show Cause	SC	0	▼	-100.0%	-1
<b>Total</b>			<b>157</b>	▲	<b>14.6%</b>	<b>+20</b>
<b>Civil Commitments</b>	Temporary Detention Order	TD	5	▲	+25.0%	+1
	Emergency Custody Order	EC	1	↔	-	-
<b>Total</b>			<b>6</b>	▲	<b>20.0%</b>	<b>+1</b>
<b>GRAND TOTAL</b>			<b>1,520</b>	▼	-16.6%	-302

Dispositions by Major Case Category\*\*

Category	Summary	Change	% Change	Absolute Change
Felony	21	▲	+40.0%	+6
Garnishment	36	▼	+20.0%	+6
General Civil	73	▲	+2.8%	+2
Infraction/Civil Violation	1,050	▼	-18.9%	-244
Landlord /Tenant	11	▼	-42.1%	-8
Misdemeanor	254	▼	-26.6%	-92
Other	69	▲	+46.8%	+22
Protective Orders	6	▲	-	+6
<b>GRAND TOTAL</b>	<b>1,520</b>	▼	-16.6%	-302

\* Compared to same time period as previous year  
 6/13/2024 2:02:52PM

\*\* Case Type Categories are defined in the 2017 Virginia Judicial Workload Assessment  
 Source: SCV-SQL-Information

2024 Overall GRAND TOTAL		Distribution of Caseload			Change*		Percentage (%) of Caseload		
<b>7,297</b>	+568 8.4%	<b>Criminal</b>	1,234	17%	4.2% ▲	+50	<b>Criminal</b>	2023 17.6%	2024 16.9%
2024		<b>Traffic</b>	4,522	62%	10.5% ▲	+428	<b>Traffic</b>	60.8%	62.0%
2023		<b>Civil</b>	1,496	21%	6.7% ▲	+94	<b>Civil</b>	20.8%	20.5%
		<b>Civil Commitments</b>	45	1%	-8.2% ▼	-4	<b>Civil Commitments</b>	0.7%	0.6%
		<b>GRAND TOTAL</b>	<b>7,297</b>	100%	8.4% ▲	+568	<b>GRAND TOTAL</b>	100%	100%

**Dispositions by Division & Code**

Division	Case Type Description	Code	Summary	Change	% Change	Absolute Change
<b>Criminal</b>	Misdemeanor	M	699	▲	+11.8%	+74
	Felony	F	228	▼	-14.9%	-40
	Capias	CA	137	▲	+10.5%	+13
	Show Cause	SC	133	▲	+3.1%	+4
	Civil Violation	CV	37	▼	-2.6%	-1
	<b>Total</b>			<b>1,234</b>	<b>▲</b>	<b>4.2%</b>
<b>Traffic</b>	Infraction	I	3,461	▲	+10.5%	+330
	Misdemeanor	M	965	▲	+10.7%	+93
	Capias	CA	50	▲	+8.7%	+4
	Show Cause	SC	24	▼	-14.3%	-4
	Felony	F	20	▲	+42.9%	+6
	Civil Violation	CV	1	▼	-50.0%	-1
	Other	O	1	↔		-
	<b>Total</b>			<b>4,522</b>	<b>▲</b>	<b>10.5%</b>
<b>Civil</b>	Warrant in Debt	WD	716	▲	+28.8%	+160
	Garnishment	GA	419	▲	+7.4%	+29
	Unlawful Detainer	UD	107	▼	-2.7%	-3
	Admin License	AL	63	▼	-25.0%	-21
	Other	OT	40	▲	+29.0%	+9
	Overweight	OC	24	▼	-46.7%	-21
	Motor Carrier	MC	22	▼	-54.2%	-26
	Preliminary Protective Order	PP	22	▲	+29.4%	+5
	Protective Order	PO	22	▲	+29.4%	+5
	Show Cause	SC	17	▼	-32.0%	-8
	Bond Forfeiture	BF	12	↔		-
	Impoundment	IM	9	▼	-71.0%	-22
	Interrogatory	IN	9	▲	+125.0%	+5
	Abstract	AJ	8	▼	-68.0%	-17
	Detinue	DT	3	↔		-
	Petition-Restore Arms	PR	3	▲	+200.0%	+2
	Capias	CA	0	▼	-100.0%	-1
	Motion for Judgment	MJ	0	▼	-100.0%	-1
	Tenants Assertion	TA	0	▼	-100.0%	-1
<b>Total</b>			<b>1,496</b>	<b>▲</b>	<b>6.7%</b>	<b>+94</b>
<b>Civil Commitments</b>	Temporary Detention Order	TD	33	▼	-5.7%	-2
	Emergency Custody Order	EC	12	▼	-14.3%	-2
	<b>Total</b>		<b>45</b>	<b>▼</b>	<b>-8.2%</b>	<b>-4</b>
<b>GRAND TOTAL</b>			<b>7,297</b>	<b>▲</b>	<b>8.4%</b>	<b>+568</b>

**Dispositions by Major Case Category\*\***

Category	Summary	Change	% Change	Absolute Change
Felony	248	▲	-12.1%	-34
Garnishment	428	▲	+8.6%	+34
General Civil	725	▲	+27.2%	+155
Infraction/Civil Violation	3,546	▼	+8.6%	+281
Landlord /Tenant	107	▼	-3.6%	-4
Misdemeanor	1,664	▲	+11.2%	+167
Other	535	▼	-7.1%	-41

\* Compared to same time period as previous year

\*\* Case Type Categories are defined in the 2017 Virginia Judicial Workload Assessment

**CPSS - GCMS CASELOAD STATISTICS OF THE GENERAL DISTRICT COURTS**  
January 2024 thru May 2024 Dispositions (Compared to January 2023 thru May 2023)

---

Protective Orders	44	▲	+29.4%	+10
<b>GRAND TOTAL</b>	<b>7,297</b>	▲	8.4%	+568

---

\* Compared to same time period as previous year  
6/13/2024 2:02:52PM

\*\* Case Type Categories are defined in the 2017 Virginia Judicial Workload Assessment  
Source: SCV-SQL-Information

2024 Overall GRAND TOTAL		Distribution of Caseload			Change*		Percentage (%) of Caseload		
<b>2,889</b>	+287 11.0%	<b>Criminal</b>	375	13%	-28.7% ▼	-151	<b>Criminal</b>	20.2%	13.0%
2024		<b>Traffic</b>	2,004	69%	27.9% ▲	+437	<b>Traffic</b>	60.2%	69.4%
2023		<b>Civil</b>	476	16%	-2.3% ▼	-11	<b>Civil</b>	18.7%	16.5%
		<b>Civil Commitments</b>	34	1%	54.5% ▲	+12	<b>Civil Commitments</b>	0.8%	1.2%
		<b>GRAND TOTAL</b>	<b>2,889</b>	100%	11.0% ▲	+287	<b>GRAND TOTAL</b>	100%	100%

Dispositions by Division & Code

Division	Case Type Description	Code	Summary	Change	% Change	Absolute Change
<b>Criminal</b>	Misdemeanor	M	181	▼	-30.4%	-79
	Felony	F	127	▼	-33.9%	-65
	Show Cause	SC	29	▲	+11.5%	+3
	Capias	CA	22	▼	-33.3%	-11
	Civil Violation	CV	15	▲	+15.4%	+2
	Motion	MO	1	▲	-	+1
	Restricted Operators License	RL	0	▼	-100.0%	-2
	<b>Total</b>			<b>375</b>	▼	<b>-28.7%</b>
<b>Traffic</b>	Infraction	I	1,640	▲	+44.6%	+506
	Misdemeanor	M	340	▼	-16.5%	-67
	Show Cause	SC	12	↔	-	-
	Capias	CA	8	▼	-11.1%	-1
	Felony	F	4	▲	+33.3%	+1
	Restricted Operators License	RL	0	▼	-100.0%	-2
	<b>Total</b>			<b>2,004</b>	▲	<b>27.9%</b>
<b>Civil</b>	Garnishment	GA	177	▲	+19.6%	+29
	Warrant in Debt	WD	157	▼	-23.0%	-47
	Unlawful Detainer	UD	35	▼	-28.6%	-14
	Other	OT	22	▼	-21.4%	-6
	Interrogatory	IN	20	▲	+233.3%	+14
	Preliminary Protective Order	PP	16	▲	+100.0%	+8
	Detinue	DT	11	▼	-15.4%	-2
	Protective Order	PO	10	▲	+66.7%	+4
	Show Cause	SC	9	▲	+50.0%	+3
	Admin License	AL	8	▼	-42.9%	-6
	Abstract	AJ	6	▲	+200.0%	+4
	Impoundment	IM	4	▲	+300.0%	+3
	Counter Claim	CC	1	↔	-	-
Restricted Operators License	RL	0	▼	-100.0%	-1	
<b>Total</b>			<b>476</b>	▼	<b>-2.3%</b>	<b>-11</b>
<b>Civil Commitments</b>	Temporary Detention Order	TD	26	▲	+100.0%	+13
	Emergency Custody Order	EC	8	▼	-11.1%	-1
	<b>Total</b>		<b>34</b>	▲	<b>54.5%</b>	<b>+12</b>
<b>GRAND TOTAL</b>			<b>2,889</b>	▲	11.0%	+287

Dispositions by Major Case Category\*\*

Category	Summary	Change	% Change	Absolute Change
Felony	131	▼	-32.8%	-64
Garnishment	197	▲	+27.9%	+43
General Civil	168	▼	-22.9%	-50
Infraction/Civil Violation	1,655	▲	+44.3%	+508
Landlord /Tenant	35	▼	-28.6%	-14
Misdemeanor	521	▼	-22.5%	-151
Other	156	▲	+2.0%	+3
Protective Orders	26	▲	+85.7%	+12
<b>GRAND TOTAL</b>	<b>2,889</b>	▲	11.0%	+287

\* Compared to same time period as previous year  
 6/13/2024 2:02:52PM

\*\* Case Type Categories are defined in the 2017 Virginia Judicial Workload Assessment  
 Source: SCV-SQL-Information





2024 Overall GRAND TOTAL		Distribution of Caseload			Change*		Percentage (%) of Caseload		
<b>14,406</b>	-1,116 -7.2%	<b>Criminal</b>	2,383	17%	-11.1% ▼	-299	<b>Criminal</b>	2023 17.3%	2024 16.5%
2024		<b>Traffic</b>	8,546	59%	-7.8% ▼	-722	<b>Traffic</b>	59.7%	59.3%
2023		<b>Civil</b>	3,182	22%	-3.3% ▼	-109	<b>Civil</b>	21.2%	22.1%
		<b>Civil Commitments</b>	295	2%	5.0% ▲	+14	<b>Civil Commitments</b>	1.8%	2.0%
		<b>GRAND TOTAL</b>	<b>14,406</b>	100%	-7.2% ▼	-1,116	<b>GRAND TOTAL</b>	100%	100%

**Dispositions by Division & Code**

Division	Case Type Description	Code	Summary	Change	% Change	Absolute Change
<b>Criminal</b>	Misdemeanor	M	1,333	▼	-4.6%	-65
	Felony	F	659	▼	-18.9%	-154
	Capias	CA	186	▼	-25.3%	-63
	Show Cause	SC	148	▼	-2.6%	-4
	Civil Violation	CV	57	▼	-17.4%	-12
	Restricted Operators License	RL	0	▼	-100.0%	-1
	<b>Total</b>			<b>2,383</b>	▼	<b>-11.1%</b>
<b>Traffic</b>	Infraction	I	6,247	▼	-12.8%	-915
	Misdemeanor	M	2,093	▲	+2.7%	+55
	Civil Violation	CV	123	▲	+12,200.0%	+122
	Capias	CA	29	▲	+61.1%	+11
	Felony	F	27	▲	+17.4%	+4
	Show Cause	SC	23	▲	+9.5%	+2
	Restricted Operators License	RL	4	↔		-
	Other	O	0	▼	-100.0%	-1
<b>Total</b>			<b>8,546</b>	▼	<b>-7.8%</b>	<b>-722</b>
<b>Civil</b>	Warrant in Debt	WD	1,393	▲	+11.5%	+144
	Garnishment	GA	581	▼	-8.6%	-55
	Unlawful Detainer	UD	471	▼	-15.4%	-86
	Admin License	AL	133	▲	+26.7%	+28
	Impoundment	IM	115	▲	+101.8%	+58
	Other	OT	99	▲	-4.8%	-5
	Detinue	DT	85	▼	-22.7%	-25
	Preliminary Protective Order	PP	71	▼	-20.2%	-18
	Bond Forfeiture	BF	54	▲	+3.8%	+2
	Protective Order	PO	52	▼	-37.3%	-31
	Interrogatory	IN	45	▼	-45.1%	-37
	Show Cause	SC	33	▼	-58.8%	-47
	Abstract	AJ	25	▼	-61.5%	-40
	Motion for Judgment	MJ	17	▲	+70.0%	+7
	Capias	CA	3	▲	+50.0%	+1
	Petition-Restore Arms	PR	2	▼	-33.3%	-1
	Cross Claim	CR	1	▲	-	+1
	Overweight	OC	1	↔		-
	Tenants Assertion	TA	1	▼	-50.0%	-1
	Counter Claim	CC	0	▼	-100.0%	-4
<b>Total</b>			<b>3,182</b>	▼	<b>-3.3%</b>	<b>-109</b>
<b>Civil Commitments</b>	Temporary Detention Order	TD	122	▲	+6.1%	+7
	Mental Commitment	MC	74	▲	+12.1%	+8
	Emergency Custody Order	EC	65	▲	+4.8%	+3
	Petition	PT	19	▼	-29.6%	-8
	Other	OT	13	▲	+18.2%	+2
	Medical Emergency Temporary Detention Order	MT	2	▲	-	+2
<b>Total</b>			<b>295</b>	▲	<b>5.0%</b>	<b>+14</b>
<b>GRAND TOTAL</b>			<b>14,406</b>	▼	-7.2%	-1,116

\* Compared to same time period as previous year  
 6/13/2024 2:02:52PM

\*\* Case Type Categories are defined in the 2017 Virginia Judicial Workload Assessment  
 Source: SCV-SQL-Information

**Dispositions by Major Case Category\*\***

Category	Summary	Change	% Change	Absolute Change
Felony	686	▼	-17.9%	-150
Garnishment	626	▼	-12.8%	-92
General Civil	1,522	▲	+9.8%	+136
Infraction/Civil Violation	6,428	▲	-11.1%	-806
Involuntary Civil Commitments	32	▼	-15.8%	-6
Landlord /Tenant	472	▼	-15.6%	-87
Misdemeanor	3,430	▼	-0.3%	-11
Other	1,087	▲	-4.5%	-51
Protective Orders	123	▼	-28.5%	-49
<b>GRAND TOTAL</b>	<b>14,406</b>	▼	-7.2%	-1,116

\* Compared to same time period as previous year  
 6/13/2024 2:02:52PM

\*\* Case Type Categories are defined in the 2017 Virginia Judicial Workload Assessment  
 Source: SCV-SQL-Information

2024 Overall GRAND TOTAL		Distribution of Caseload			Change*		Percentage (%) of Caseload			
2024	5,325	Criminal	563	11%	-13.7%	▼	-89	Criminal	15.7%	2023
2023	4,149	Traffic	3,915	74%	45.8%	▲	+1,229	Traffic	64.7%	2024
	+1,176 28.3%	Civil	814	15%	3.6%	▲	+28	Civil	18.9%	15.3%
	▲	Civil Commitments	33	1%	32.0%	▲	+8	Civil Commitments	0.6%	0.6%
		<b>GRAND TOTAL</b>	<b>5,325</b>	<b>100%</b>	<b>28.3%</b>	<b>▲</b>	<b>+1,176</b>	<b>GRAND TOTAL</b>	<b>100%</b>	<b>100%</b>

Dispositions by Division & Code

Division	Case Type Description	Code	Summary	Change	% Change	Absolute Change
<b>Criminal</b>	Misdemeanor	M	290	▼	-18.3%	-65
	Felony	F	135	▼	-21.1%	-36
	Show Cause	SC	54	▲	+45.9%	+17
	Capias	CA	50	▼	-24.2%	-16
	Civil Violation	CV	27	▲	+42.1%	+8
	Motion	MO	7	▲	+75.0%	+3
	<b>Total</b>			<b>563</b>	<b>▼</b>	<b>-13.7%</b>
<b>Traffic</b>	Infraction	I	3,017	▲	+61.9%	+1,153
	Misdemeanor	M	850	▲	+9.7%	+75
	Capias	CA	19	▼	-9.5%	-2
	Show Cause	SC	18	▲	+28.6%	+4
	Felony	F	9	▼	-25.0%	-3
	Civil Violation	CV	1	▲	-	+1
	Motion	MO	1	▲	-	+1
<b>Total</b>			<b>3,915</b>	<b>▲</b>	<b>45.8%</b>	<b>+1,229</b>
<b>Civil</b>	Warrant in Debt	WD	333	▼	-3.8%	-13
	Garnishment	GA	271	▲	+19.4%	+44
	Unlawful Detainer	UD	83	▼	-2.4%	-2
	Admin License	AL	29	▲	+7.4%	+2
	Other	OT	28	▲	+7.7%	+2
	Show Cause	SC	22	▲	+214.3%	+15
	Interrogatory	IN	8	▲	+14.3%	+1
	Abstract	AJ	7	▼	-41.7%	-5
	Bond Forfeiture	BF	7	▼	-36.4%	-4
	Preliminary Protective Order	PP	7	▼	-46.2%	-6
	Detinue	DT	6	▲	+100.0%	+3
	Protective Order	PO	6	▼	-25.0%	-2
	Impoundment	IM	5	▼	-37.5%	-3
	Capias	CA	1	▼	-75.0%	-3
	Tenants Assertion	TA	1	▲	-	+1
	Counter Claim	CC	0	▼	-100.0%	-1
	Overweight	OC	0	▼	-100.0%	-1
<b>Total</b>			<b>814</b>	<b>▲</b>	<b>3.6%</b>	<b>+28</b>
<b>Civil Commitments</b>	Temporary Detention Order	TD	19	▲	+11.8%	+2
	Emergency Custody Order	EC	14	▲	+75.0%	+6
	<b>Total</b>		<b>33</b>	<b>▲</b>	<b>32.0%</b>	<b>+8</b>
<b>GRAND TOTAL</b>			<b>5,325</b>	<b>▲</b>	<b>28.3%</b>	<b>+1,176</b>

Dispositions by Major Case Category\*\*

Category	Summary	Change	% Change	Absolute Change
Felony	144	▼	-21.3%	-39
Garnishment	279	▲	+19.2%	+45
General Civil	343	▲	-2.6%	-9
Infraction/Civil Violation	3,045	▲	+61.6%	+1,161
Landlord /Tenant	84	▲	-1.2%	-1
Misdemeanor	1,140	▼	+0.9%	+10
Other	277	▲	+6.5%	+17

\* Compared to same time period as previous year  
 6/13/2024 2:02:52PM

\*\* Case Type Categories are defined in the 2017 Virginia Judicial Workload Assessment  
 Source: SCV-SQL-Information

**CPSS - GCMS CASELOAD STATISTICS OF THE GENERAL DISTRICT COURTS**  
January 2024 thru May 2024 Dispositions (Compared to January 2023 thru May 2023)

---

Protective Orders	13	▼	-38.1%	-8
<b>GRAND TOTAL</b>	<b>5,325</b>	▲	28.3%	+1,176

---

\* Compared to same time period as previous year  
6/13/2024 2:02:52PM

\*\* Case Type Categories are defined in the 2017 Virginia Judicial Workload Assessment  
Source: SCV-SQL-Information

2024 Overall GRAND TOTAL		Distribution of Caseload			Change*		Percentage (%) of Caseload		
<b>4,400</b>	+126 2.9%	<b>Criminal</b>	1,014	23%	-5.0% ▼	-53	<b>Criminal</b>	2023 25.0%	2024 23.0%
2024	↑	<b>Traffic</b>	2,254	51%	-2.3% ▼	-52	<b>Traffic</b>	54.0%	51.2%
2023		<b>Civil</b>	1,071	24%	25.9% ▲	+220	<b>Civil</b>	19.9%	24.3%
		<b>Civil Commitments</b>	61	1%	22.0% ▲	+11	<b>Civil Commitments</b>	1.2%	1.4%
		<b>GRAND TOTAL</b>	<b>4,400</b>	100%	2.9% ▲	+126	<b>GRAND TOTAL</b>	100%	100%

**Dispositions by Division & Code**

Division	Case Type Description	Code	Summary	Change	% Change	Absolute Change
<b>Criminal</b>	Misdemeanor	M	563	↔		-
	Felony	F	271	▼	-2.5%	-7
	Capias	CA	82	▼	-11.8%	-11
	Show Cause	SC	70	▼	-32.7%	-34
	Civil Violation	CV	28	↔		-
	Restricted Operators License	RL	0	▼	-100.0%	-1
	<b>Total</b>			<b>1,014</b>	▼	<b>-5.0%</b>
<b>Traffic</b>	Infraction	I	1,641	▼	-6.9%	-121
	Misdemeanor	M	569	▲	+17.3%	+84
	Capias	CA	21	▼	-4.5%	-1
	Show Cause	SC	14	▼	-30.0%	-6
	Felony	F	9	▼	-43.8%	-7
	Civil Violation	CV	0	▼	-100.0%	-1
	<b>Total</b>			<b>2,254</b>	▼	<b>-2.3%</b>
<b>Civil</b>	Warrant in Debt	WD	429	▲	+21.2%	+75
	Garnishment	GA	292	▲	+36.4%	+78
	Unlawful Detainer	UD	97	▼	-10.2%	-11
	Impoundment	IM	73	▲	+52.1%	+25
	Admin License	AL	47	▲	+30.6%	+11
	Interrogatory	IN	23	▲	+475.0%	+19
	Other	OT	23	▲	+4.5%	+1
	Detinue	DT	22	▲	+37.5%	+6
	Show Cause	SC	22	▲	+144.4%	+13
	Abstract	AJ	12	▼	-7.7%	-1
	Preliminary Protective Order	PP	12	↔		-
	Protective Order	PO	10	▲	+25.0%	+2
	Bond Forfeiture	BF	4	▲	+100.0%	+2
	Overweight	OC	2	▲	-	+2
	Motion for Judgment	MJ	1	↔		-
	Petition-Restore Arms	PR	1	↔		-
	Tenants Assertion	TA	1	▲	-	+1
	Capias	CA	0	▼	-100.0%	-1
	Counter Claim	CC	0	▼	-100.0%	-1
	Restricted Operators License	RL	0	▼	-100.0%	-1
<b>Total</b>			<b>1,071</b>	▲	<b>25.9%</b>	<b>+220</b>
<b>Civil Commitments</b>	Temporary Detention Order	TD	35	▼	-7.9%	-3
	Emergency Custody Order	EC	26	▲	+116.7%	+14
	<b>Total</b>		<b>61</b>	▲	<b>22.0%</b>	<b>+11</b>
<b>GRAND TOTAL</b>			<b>4,400</b>	▲	2.9%	+126

**Dispositions by Major Case Category\*\***

Category	Summary	Change	% Change	Absolute Change
Felony	280	▼	-4.8%	-14
Garnishment	315	▲	+44.5%	+97
General Civil	458	▲	+21.8%	+82
Infraction/Civil Violation	1,671	▲	-6.7%	-120
Landlord /Tenant	98	▲	-9.3%	-10
Misdemeanor	1,132	▼	+7.8%	+82

\* Compared to same time period as previous year  
 6/13/2024 2:02:52PM

\*\* Case Type Categories are defined in the 2017 Virginia Judicial Workload Assessment  
 Source: SCV-SQL-Information

**CPSS - GCMS CASELOAD STATISTICS OF THE GENERAL DISTRICT COURTS**

January 2024 thru May 2024 Dispositions (Compared to January 2023 thru May 2023)

Other	424	▲	+1.7%	+7
Protective Orders	22	▲	+10.0%	+2
<b>GRAND TOTAL</b>	<b>4,400</b>	▲	2.9%	+126

\* Compared to same time period as previous year  
6/13/2024 2:02:52PM

\*\* Case Type Categories are defined in the 2017 Virginia Judicial Workload Assessment  
Source: SCV-SQL-Information

2024 Overall GRAND TOTAL		Distribution of Caseload			Change*		Percentage (%) of Caseload		
<b>4,927</b>	+453 10.1%	<b>Criminal</b>	1,217	25%	15.2% ▲	+161	<b>Criminal</b>	2023 23.6%	2024 24.7%
2024	↑	<b>Traffic</b>	1,977	40%	11.6% ▲	+206	<b>Traffic</b>	39.6%	40.1%
2023		<b>Civil</b>	1,578	32%	4.4% ▲	+66	<b>Civil</b>	33.8%	32.0%
		<b>Civil Commitments</b>	155	3%	14.8% ▲	+20	<b>Civil Commitments</b>	3.0%	3.1%
		<b>GRAND TOTAL</b>	<b>4,927</b>	100%	10.1% ▲	+453	<b>GRAND TOTAL</b>	100%	100%

**Dispositions by Division & Code**

Division	Case Type Description	Code	Summary	Change	% Change	Absolute Change
<b>Criminal</b>	Misdemeanor	M	688	▲	+14.1%	+85
	Felony	F	265	▲	+29.9%	+61
	Capias	CA	145	▲	+10.7%	+14
	Show Cause	SC	101	▲	+1.0%	+1
	Civil Violation	CV	18	↔		-
	<b>Total</b>			<b>1,217</b>	<b>▲</b>	<b>15.2%</b>
<b>Traffic</b>	Infraction	I	1,366	▲	+6.9%	+88
	Misdemeanor	M	481	▲	+37.0%	+130
	Other	O	82	▼	-18.0%	-18
	Capias	CA	26	▲	+44.4%	+8
	Show Cause	SC	15	▼	-21.1%	-4
	Felony	F	7	▲	+75.0%	+3
	Civil Violation	CV	0	▼	-100.0%	-1
	<b>Total</b>			<b>1,977</b>	<b>▲</b>	<b>11.6%</b>
<b>Civil</b>	Warrant in Debt	WD	608	▲	+13.6%	+73
	Garnishment	GA	543	▼	-8.4%	-50
	Unlawful Detainer	UD	161	▲	+11.0%	+16
	Admin License	AL	79	▲	+58.0%	+29
	Detinue	DT	42	▼	-16.0%	-8
	Abstract	AJ	31	▲	+55.0%	+11
	Other	OT	28	▼	-17.6%	-6
	Preliminary Protective Order	PP	19	▲	+46.2%	+6
	Protective Order	PO	19	▲	+5.6%	+1
	Impoundment	IM	14	▲	+366.7%	+11
	Bond Forfeiture	BF	13	▲	+8.3%	+1
	Show Cause	SC	8	▼	-55.6%	-10
	Zoning Violation	ZO	7	▼	-36.4%	-4
	Interrogatory	IN	6	▲	+50.0%	+2
	Capias	CA	0	▼	-100.0%	-1
	Petition-Restore Arms	PR	0	▼	-100.0%	-2
	Tenants Assertion	TA	0	▼	-100.0%	-3
<b>Total</b>			<b>1,578</b>	<b>▲</b>	<b>4.4%</b>	<b>+66</b>
<b>Civil Commitments</b>	Mental Commitment	MC	92	↔		-
	Temporary Detention Order	TD	35	▲	+34.6%	+9
	Emergency Custody Order	EC	18	▲	+38.5%	+5
	Other	OT	9	▲	+125.0%	+5
	Medical Emergency Temporary Detention Order	MT	1	▲	-	+1
<b>Total</b>			<b>155</b>	<b>▲</b>	<b>14.8%</b>	<b>+20</b>
<b>GRAND TOTAL</b>			<b>4,927</b>	<b>▲</b>	<b>10.1%</b>	<b>+453</b>

**Dispositions by Major Case Category\*\***

Category	Summary	Change	% Change	Absolute Change
Felony	272	▲	+30.8%	+64
Garnishment	549	▲	-8.0%	-48
General Civil	652	▼	+10.3%	+61
Infraction/Civil Violation	1,466	▼	+4.9%	+69
Involuntary Civil Commitments	9	▲	+125.0%	+5
Landlord /Tenant	161	▼	+8.8%	+13

\* Compared to same time period as previous year  
 6/13/2024 2:02:52PM

\*\* Case Type Categories are defined in the 2017 Virginia Judicial Workload Assessment  
 Source: SCV-SQL-Information



**CPSS - GCMS CASELOAD STATISTICS OF THE GENERAL DISTRICT COURTS**

January 2024 thru May 2024 Dispositions (Compared to January 2023 thru May 2023)

Misdemeanor	1,176	▲	+21.9%	+211
Other	604	▲	+13.3%	+71
Protective Orders	38	▲	+22.6%	+7
<b>GRAND TOTAL</b>	<b>4,927</b>	▲	10.1%	+453

\* Compared to same time period as previous year  
6/13/2024 2:02:52PM

\*\* Case Type Categories are defined in the 2017 Virginia Judicial Workload Assessment  
Source: SCV-SQL-Information

2024 Overall GRAND TOTAL		Distribution of Caseload			Change*		Percentage (%) of Caseload		
<b>3,048</b>	+14 0.5%	<b>Criminal</b>	144	5%	16.1% ▲	+20	<b>Criminal</b>	2023 4.1%	2024 4.7%
2024		<b>Traffic</b>	2,770	91%	-1.3% ▼	-37	<b>Traffic</b>	92.5%	90.9%
2023		<b>Civil</b>	131	4%	35.1% ▲	+34	<b>Civil</b>	3.2%	4.3%
		<b>Civil Commitments</b>	3	0%	-50.0% ▼	-3	<b>Civil Commitments</b>	0.2%	0.1%
		<b>GRAND TOTAL</b>	<b>3,048</b>	100%	0.5% ▲	+14	<b>GRAND TOTAL</b>	100%	100%

**Dispositions by Division & Code**

Division	Case Type Description	Code	Summary	Change	% Change	Absolute Change
<b>Criminal</b>	Misdemeanor	M	59	▲	+3.5%	+2
	Felony	F	57	▼	-1.7%	-1
	Show Cause	SC	17	▲	+183.3%	+11
	Capias	CA	8	▲	+300.0%	+6
	Civil Violation	CV	3	▲	+200.0%	+2
	<b>Total</b>			<b>144</b>	<b>▲</b>	<b>16.1%</b>
<b>Traffic</b>	Infraction	I	2,296	▲	+3.6%	+79
	Misdemeanor	M	471	▼	-19.3%	-113
	Civil Violation	CV	3	▲	+200.0%	+2
	Felony	F	0	▼	-100.0%	-1
	Show Cause	SC	0	▼	-100.0%	-4
	<b>Total</b>			<b>2,770</b>	<b>▼</b>	<b>-1.3%</b>
<b>Civil</b>	Warrant in Debt	WD	58	▲	+70.6%	+24
	Garnishment	GA	19	▲	+11.8%	+2
	Motor Carrier	MC	11	▲	+175.0%	+7
	Bond Forfeiture	BF	10	▲	+100.0%	+5
	Unlawful Detainer	UD	9	▲	+350.0%	+7
	Overweight	OC	7	↔		-
	Other	OT	6	▲	+50.0%	+2
	Admin License	AL	5	▼	-73.7%	-14
	Preliminary Protective Order	PP	4	▲	+300.0%	+3
	Detinue	DT	1	↔		-
	Protective Order	PO	1	▲	-	+1
	Abstract	AJ	0	▼	-100.0%	-1
	Impoundment	IM	0	▼	-100.0%	-1
	Tenants Assertion	TA	0	▼	-100.0%	-1
	<b>Total</b>			<b>131</b>	<b>▲</b>	<b>35.1%</b>
<b>Civil Commitments</b>	Temporary Detention Order	TD	3	▼	-25.0%	-1
	Emergency Custody Order	EC	0	▼	-100.0%	-2
	<b>Total</b>		<b>3</b>	<b>▼</b>	<b>-50.0%</b>	<b>-3</b>
<b>GRAND TOTAL</b>			<b>3,048</b>	<b>▲</b>	<b>0.5%</b>	<b>+14</b>

**Dispositions by Major Case Category\*\***

Category	Summary	Change	% Change	Absolute Change
Felony	57	▼	-3.4%	-2
Garnishment	19	▲	+11.8%	+2
General Civil	59	▲	+68.6%	+24
Infraction/Civil Violation	2,320	▲	+4.0%	+90
Landlord /Tenant	9	▲	+200.0%	+6
Misdemeanor	530	▼	-17.3%	-111
Other	49	▲	+2.1%	+1
Protective Orders	5	▲	+400.0%	+4
<b>GRAND TOTAL</b>	<b>3,048</b>	<b>▲</b>	<b>0.5%</b>	<b>+14</b>

\* Compared to same time period as previous year  
 6/13/2024 2:02:52PM

\*\* Case Type Categories are defined in the 2017 Virginia Judicial Workload Assessment  
 Source: SCV-SQL-Information

2024 Overall GRAND TOTAL		Distribution of Caseload			Change*		Percentage (%) of Caseload			
<b>7,768</b>	-791 -9.2%	<b>Criminal</b>	327	4%	-19.1%	▼	-77	<b>Criminal</b>	2023 4.7%	2024 4.2%
2024		<b>Traffic</b>	6,937	89%	-10.2%	▼	-789	<b>Traffic</b>	90.3%	89.3%
2023		<b>Civil</b>	474	6%	19.4%	▲	+77	<b>Civil</b>	4.6%	6.1%
		<b>Civil Commitments</b>	30	0%	-6.3%	▼	-2	<b>Civil Commitments</b>	0.4%	0.4%
		<b>GRAND TOTAL</b>	<b>7,768</b>	100%	-9.2%	▼	-791	<b>GRAND TOTAL</b>	100%	100%

Dispositions by Division & Code

Division	Case Type Description	Code	Summary	Change	% Change	Absolute Change
<b>Criminal</b>	Misdemeanor	M	170	▼	-27.4%	-64
	Felony	F	117	▼	-10.7%	-14
	Capias	CA	24	▲	+4.3%	+1
	Show Cause	SC	11	▲	+57.1%	+4
	Civil Violation	CV	5	▼	-44.4%	-4
	<b>Total</b>			<b>327</b>	▼	<b>-19.1%</b>
<b>Traffic</b>	Infraction	I	6,006	▼	-11.6%	-788
	Misdemeanor	M	905	▲	+0.2%	+2
	Capias	CA	10	▲	+66.7%	+4
	Felony	F	8	▼	-42.9%	-6
	Show Cause	SC	8	▼	-11.1%	-1
	<b>Total</b>			<b>6,937</b>	▼	<b>-10.2%</b>
<b>Civil</b>	Warrant in Debt	WD	200	▲	+73.9%	+85
	Garnishment	GA	139	▲	+21.9%	+25
	Unlawful Detainer	UD	44	▼	-20.0%	-11
	Impoundment	IM	21	▼	-40.0%	-14
	Other	OT	16	↔		-
	Preliminary Protective Order	PP	15	▲	+25.0%	+3
	Bond Forfeiture	BF	12	▼	-25.0%	-4
	Admin License	AL	9	▲	+12.5%	+1
	Protective Order	PO	9	▲	+80.0%	+4
	Detinue	DT	4	↔		-
	Show Cause	SC	3	↔		-
	Abstract	AJ	1	▼	-80.0%	-4
	Interrogatory	IN	1	↔		-
	Overweight	OC	0	▼	-100.0%	-5
	Petition-Restore Arms	PR	0	▼	-100.0%	-2
	Tenants Assertion	TA	0	▼	-100.0%	-1
<b>Total</b>			<b>474</b>	▲	<b>19.4%</b>	<b>+77</b>
<b>Civil Commitments</b>	Temporary Detention Order	TD	17	▼	-5.6%	-1
	Emergency Custody Order	EC	13	▼	-7.1%	-1
	<b>Total</b>			<b>30</b>	▼	<b>-6.3%</b>
<b>GRAND TOTAL</b>			<b>7,768</b>	▼	<b>-9.2%</b>	<b>-791</b>

Dispositions by Major Case Category\*\*

Category	Summary	Change	% Change	Absolute Change
Felony	125	▼	-13.8%	-20
Garnishment	140	▲	+21.7%	+25
General Civil	204	▼	+67.2%	+82
Infraction/Civil Violation	6,011	▼	-11.7%	-797
Landlord /Tenant	44	▼	-21.4%	-12
Misdemeanor	1,075	▼	-5.5%	-62
Other	145	▼	-8.8%	-14
Protective Orders	24	▲	+41.2%	+7
<b>GRAND TOTAL</b>	<b>7,768</b>	▼	<b>-9.2%</b>	<b>-791</b>

\* Compared to same time period as previous year  
 6/13/2024 2:02:52PM

\*\* Case Type Categories are defined in the 2017 Virginia Judicial Workload Assessment  
 Source: SCV-SQL-Information

2024 Overall GRAND TOTAL		Distribution of Caseload		Change*		Percentage (%) of Caseload		
<b>1,100</b>	+27 2.5%	<b>Criminal</b>	176 16%	39.7% ▲	+50	<b>Criminal</b>	2023 11.7%	2024 16.0%
2024	↑	<b>Traffic</b>	709 64%	-4.8% ▼	-36	<b>Traffic</b>	69.4%	64.5%
2023		<b>Civil</b>	201 18%	17.5% ▲	+30	<b>Civil</b>	15.9%	18.3%
		<b>Civil Commitments</b>	14 1%	-54.8% ▼	-17	<b>Civil Commitments</b>	2.9%	1.3%
		<b>GRAND TOTAL</b>	<b>1,100</b> 100%	2.5% ▲	+27	<b>GRAND TOTAL</b>	100%	100%

**Dispositions by Division & Code**


Division	Case Type Description	Code	Summary	Change	% Change	Absolute Change
<b>Criminal</b>	Misdemeanor	M	117	▲	+74.6%	+50
	Felony	F	35	▲	+34.6%	+9
	Civil Violation	CV	10	▼	-58.3%	-14
	Capias	CA	8	▲	+166.7%	+5
	Show Cause	SC	6	↔		-
	<b>Total</b>			<b>176</b>	<b>▲</b>	<b>39.7%</b>
<b>Traffic</b>	Infraction	I	615	▼	-0.2%	-1
	Misdemeanor	M	86	▼	-18.1%	-19
	Show Cause	SC	4	▼	-55.6%	-5
	Capias	CA	3	▼	-50.0%	-3
	Felony	F	1	▼	-88.9%	-8
	<b>Total</b>			<b>709</b>	<b>▼</b>	<b>-4.8%</b>
<b>Civil</b>	Warrant in Debt	WD	104	▲	+26.8%	+22
	Garnishment	GA	39	▲	+8.3%	+3
	Unlawful Detainer	UD	14	↔		-
	Preliminary Protective Order	PP	10	▲	+150.0%	+6
	Interrogatory	IN	7	▲	+133.3%	+4
	Protective Order	PO	6	▲	+100.0%	+3
	Impoundment	IM	5	▲	+150.0%	+3
	Other	OT	5	▼	-16.7%	-1
	Show Cause	SC	5	▲	+25.0%	+1
	Detinue	DT	3	▲	+50.0%	+1
	Admin License	AL	2	▼	-84.6%	-11
	Capias	CA	1	▲	-	+1
	Abstract	AJ	0	▼	-100.0%	-2
	<b>Total</b>			<b>201</b>	<b>▲</b>	<b>17.5%</b>
<b>Civil Commitments</b>	Temporary Detention Order	TD	8	▼	-55.6%	-10
	Emergency Custody Order	EC	6	▼	-53.8%	-7
	<b>Total</b>			<b>14</b>	<b>▼</b>	<b>-54.8%</b>
<b>GRAND TOTAL</b>			<b>1,100</b>	<b>▲</b>	2.5%	+27

**Dispositions by Major Case Category\*\***

Category	Summary	Change	% Change	Absolute Change
Felony	36	▼	+2.9%	+1
Garnishment	46	▲	+17.9%	+7
General Civil	108	▲	+27.1%	+23
Infraction/Civil Violation	625	▼	-2.3%	-15
Landlord /Tenant	14	↔		0
Misdemeanor	203	▲	+18.0%	+31
Other	52	▲	-35.8%	-29
Protective Orders	16	▲	+128.6%	+9
<b>GRAND TOTAL</b>	<b>1,100</b>	<b>▲</b>	2.5%	+27

\* Compared to same time period as previous year  
 6/13/2024 2:02:52PM

\*\* Case Type Categories are defined in the 2017 Virginia Judicial Workload Assessment  
 Source: SCV-SQL-Information

2024 Overall GRAND TOTAL		Distribution of Caseload			Change*		Percentage (%) of Caseload		
<b>1,521</b>	-58 -3.7%	<b>Criminal</b>	449	30%	27.9% ▲	+98	<b>Criminal</b>	2023 22.2%	2024 29.5%
		<b>Traffic</b>	664	44%	-15.8% ▼	-125	<b>Traffic</b>	50.0%	43.7%
		<b>Civil</b>	345	23%	26.4% ▲	+72	<b>Civil</b>	17.3%	22.7%
		<b>Civil Commitments</b>	63	4%	-62.0% ▼	-103	<b>Civil Commitments</b>	10.5%	4.1%
		<b>GRAND TOTAL</b>	<b>1,521</b>	100%	-3.7% ▼	-58	<b>GRAND TOTAL</b>	100%	100%

Dispositions by Division & Code

Division	Case Type Description	Code	Summary	Change	% Change	Absolute Change
<b>Criminal</b>	Misdemeanor	M	241	▲	+9.0%	+20
	Felony	F	116	▲	+81.3%	+52
	Capias	CA	44	▲	+2.3%	+1
	Show Cause	SC	43	▲	+186.7%	+28
	Civil Violation	CV	5	▼	-37.5%	-3
	<b>Total</b>			<b>449</b>	▲	<b>27.9%</b>
<b>Traffic</b>	Infraction	I	530	▼	-13.4%	-82
	Misdemeanor	M	131	▼	-22.5%	-38
	Capias	CA	1	▼	-66.7%	-2
	Felony	F	1	▼	-50.0%	-1
	Show Cause	SC	1	▼	-66.7%	-2
	<b>Total</b>			<b>664</b>	▼	<b>-15.8%</b>
<b>Civil</b>	Garnishment	GA	105	▲	+66.7%	+42
	Warrant in Debt	WD	103	▼	-7.2%	-8
	Impoundment	IM	39	▲	+200.0%	+26
	Detinue	DT	34	▲	+36.0%	+9
	Other	OT	24	▲	+50.0%	+8
	Unlawful Detainer	UD	16	▲	+23.1%	+3
	Admin License	AL	8	↔		-
	Protective Order	PO	6	↔		-
	Preliminary Protective Order	PP	5	▼	-28.6%	-2
	Abstract	AJ	2	▲	-	+2
	Bond Forfeiture	BF	2	▼	-75.0%	-6
	Show Cause	SC	1	▲	-	+1
	Interrogatory	IN	0	▼	-100.0%	-1
	Petition-Restore Arms	PR	0	▼	-100.0%	-1
	Tenants Assertion	TA	0	▼	-100.0%	-1
	<b>Total</b>			<b>345</b>	▲	<b>26.4%</b>
<b>Civil Commitments</b>	Mental Commitment	MC	41	▼	-68.7%	-90
	Emergency Custody Order	EC	10	▼	-33.3%	-5
	Temporary Detention Order	TD	8	▼	-55.6%	-10
	Medical Emergency Temporary Detention Order	MT	4	▲	+100.0%	+2
	<b>Total</b>			<b>63</b>	▼	<b>-62.0%</b>
<b>GRAND TOTAL</b>			<b>1,521</b>	▼	-3.7%	-58

Dispositions by Major Case Category\*\*

Category	Summary	Change	% Change	Absolute Change
Felony	117	▲	+77.3%	+51
Garnishment	105	▼	+64.1%	+41
General Civil	146	▲	+3.5%	+5
Infraction/Civil Violation	535	▼	-13.7%	-85
Landlord /Tenant	16	▼	+14.3%	+2
Misdemeanor	372	▼	-4.6%	-18
Other	219	▲	-19.2%	-52
Protective Orders	11	▼	-15.4%	-2
<b>GRAND TOTAL</b>	<b>1,521</b>	▼	-3.7%	-58

\* Compared to same time period as previous year  
 6/13/2024 2:02:52PM

\*\* Case Type Categories are defined in the 2017 Virginia Judicial Workload Assessment  
 Source: SCV-SQL-Information



2024 Overall GRAND TOTAL		Distribution of Caseload			Change*		Percentage (%) of Caseload		
<b>2,701</b>	-260 -8.8%	<b>Criminal</b>	265	10%	29.3% ▲	+60	<b>Criminal</b>	2023 6.9%	2024 9.8%
2024		<b>Traffic</b>	2,105	78%	-11.9% ▼	-283	<b>Traffic</b>	80.6%	77.9%
2023		<b>Civil</b>	312	12%	-11.6% ▼	-41	<b>Civil</b>	11.9%	11.6%
		<b>Civil Commitments</b>	19	1%	26.7% ▲	+4	<b>Civil Commitments</b>	0.5%	0.7%
		<b>GRAND TOTAL</b>	<b>2,701</b>	100%	-8.8% ▼	-260	<b>GRAND TOTAL</b>	100%	100%

**Dispositions by Division & Code**

Division	Case Type Description	Code	Summary	Change	% Change	Absolute Change
<b>Criminal</b>	Misdemeanor	M	163	▲	+33.6%	+41
	Felony	F	56	▲	+51.4%	+19
	Show Cause	SC	22	▼	-8.3%	-2
	Civil Violation	CV	14	▲	+133.3%	+8
	Capias	CA	10	▼	-37.5%	-6
	<b>Total</b>			<b>265</b>	<b>▲</b>	<b>29.3%</b>
<b>Traffic</b>	Infraction	I	1,896	▼	-12.1%	-261
	Misdemeanor	M	204	▼	-7.7%	-17
	Felony	F	2	▲	+100.0%	+1
	Show Cause	SC	2	▼	-50.0%	-2
	Restricted Operators License	RL	1	▲	-	+1
	Capias	CA	0	▼	-100.0%	-5
	<b>Total</b>			<b>2,105</b>	<b>▼</b>	<b>-11.9%</b>
<b>Civil</b>	Warrant in Debt	WD	137	▼	-13.8%	-22
	Garnishment	GA	84	▲	+1.2%	+1
	Unlawful Detainer	UD	50	▼	-21.9%	-14
	Preliminary Protective Order	PP	13	▼	-7.1%	-1
	Other	OT	9	▲	-	-
	Protective Order	PO	6	▼	-33.3%	-3
	Abstract	AJ	5	▲	+400.0%	+4
	Bond Forfeiture	BF	4	▲	+33.3%	+1
	Admin License	AL	3	▼	-66.7%	-6
	Detinue	DT	1	↔	-	-
	Interrogatory	IN	0	▼	-100.0%	-1
<b>Total</b>			<b>312</b>	<b>▼</b>	<b>-11.6%</b>	<b>-41</b>
<b>Civil Commitments</b>	Temporary Detention Order	TD	16	▲	+60.0%	+6
	Emergency Custody Order	EC	3	▼	-40.0%	-2
	<b>Total</b>			<b>19</b>	<b>▲</b>	<b>26.7%</b>
<b>GRAND TOTAL</b>			<b>2,701</b>	<b>▼</b>	<b>-8.8%</b>	<b>-260</b>

**Dispositions by Major Case Category\*\***

Category	Summary	Change	% Change	Absolute Change	
Felony	58	▲	+52.6%	+20	
Garnishment	84	▼	-	0	
General Civil	139	▲	-13.1%	-21	
Infraction/Civil Violation	1,910	▲	-11.7%	-253	
Landlord /Tenant	50	▼	-21.9%	-14	
Misdemeanor	368	▲	+7.3%	+25	
Other	73	▲	-15.1%	-13	
Protective Orders	19	▼	-17.4%	-4	
<b>GRAND TOTAL</b>		<b>2,701</b>	<b>▼</b>	<b>-8.8%</b>	<b>-260</b>

\* Compared to same time period as previous year  
 6/13/2024 2:02:52PM

\*\* Case Type Categories are defined in the 2017 Virginia Judicial Workload Assessment  
 Source: SCV-SQL-Information

2024 Overall GRAND TOTAL		Distribution of Caseload			Change*		Percentage (%) of Caseload			
<b>669</b>	-62 -8.5%	<b>Criminal</b>	200	30%	-16.7%	▼	-40	<b>Criminal</b>	2023: 32.8%	2024: 29.9%
2024		<b>Traffic</b>	273	41%	-11.9%	▼	-37	<b>Traffic</b>	42.4%	40.8%
2023		<b>Civil</b>	183	27%	15.8%	▲	+25	<b>Civil</b>	21.6%	27.4%
		<b>Civil Commitments</b>	13	2%	-43.5%	▼	-10	<b>Civil Commitments</b>	3.1%	1.9%
		<b>GRAND TOTAL</b>	<b>669</b>	100%	-8.5%	▼	-62	<b>GRAND TOTAL</b>	100%	100%

Dispositions by Division & Code

Division	Case Type Description	Code	Summary	Change	% Change	Absolute Change
<b>Criminal</b>	Felony	F	89	▲	+20.3%	+15
	Misdemeanor	M	88	▼	-34.3%	-46
	Capias	CA	14	▼	-33.3%	-7
	Show Cause	SC	8	▼	-27.3%	-3
	Civil Violation	CV	1	▲	-	+1
	<b>Total</b>			<b>200</b>	▼	<b>-16.7%</b>
<b>Traffic</b>	Infraction	I	194	▼	-6.7%	-14
	Misdemeanor	M	76	▼	-20.8%	-20
	Felony	F	3	↔	-	-
	Capias	CA	0	▼	-100.0%	-1
	Show Cause	SC	0	▼	-100.0%	-2
	<b>Total</b>			<b>273</b>	▼	<b>-11.9%</b>
<b>Civil</b>	Warrant in Debt	WD	100	▲	+35.1%	+26
	Garnishment	GA	32	▼	-20.0%	-8
	Unlawful Detainer	UD	14	▼	-6.7%	-1
	Other	OT	11	▲	+1,000.0%	+10
	Preliminary Protective Order	PP	7	▲	+40.0%	+2
	Impoundment	IM	5	↔	-	-
	Bond Forfeiture	BF	4	↔	-	-
	Detinue	DT	4	▲	+33.3%	+1
	Protective Order	PO	4	▲	+33.3%	+1
	Admin License	AL	2	▼	-33.3%	-1
	Abstract	AJ	0	▼	-100.0%	-4
	Petition-Restore Arms	PR	0	▼	-100.0%	-1
	<b>Total</b>			<b>183</b>	▲	<b>15.8%</b>
<b>Civil Commitments</b>	Temporary Detention Order	TD	7	▼	-53.3%	-8
	Emergency Custody Order	EC	5	▼	-28.6%	-2
	Mental Commitment	MC	1	↔	-	-
<b>Total</b>			<b>13</b>	▼	<b>-43.5%</b>	<b>-10</b>
<b>GRAND TOTAL</b>			<b>669</b>	▼	-8.5%	-62

Dispositions by Major Case Category\*\*

Category	Summary	Change	% Change	Absolute Change
Felony	92	▲	+19.5%	+15
Garnishment	32	▼	-20.0%	-8
General Civil	106	▲	+35.9%	+28
Infraction/Civil Violation	195	▲	-6.3%	-13
Landlord /Tenant	14	▼	-6.7%	-1
Misdemeanor	164	▼	-28.7%	-66
Other	55	▲	-26.7%	-20
Protective Orders	11	▲	+37.5%	+3
<b>GRAND TOTAL</b>	<b>669</b>	▼	-8.5%	-62

\* Compared to same time period as previous year  
 6/13/2024 2:02:52PM

\*\* Case Type Categories are defined in the 2017 Virginia Judicial Workload Assessment  
 Source: SCV-SQL-Information



2024 Overall GRAND TOTAL		Distribution of Caseload			Change*		Percentage (%) of Caseload		
<b>9,453</b>	+657 7.5%	<b>Criminal</b>	1,777	19%	16.5% ▲	+252	<b>Criminal</b>	2023 17.3%	2024 18.8%
2024		<b>Traffic</b>	5,241	55%	1.8% ▲	+93	<b>Traffic</b>	58.5%	55.4%
2023		<b>Civil</b>	2,052	22%	14.6% ▲	+262	<b>Civil</b>	20.4%	21.7%
		<b>Civil Commitments</b>	383	4%	15.0% ▲	+50	<b>Civil Commitments</b>	3.8%	4.1%
		<b>GRAND TOTAL</b>	<b>9,453</b>	100%	7.5% ▲	+657	<b>GRAND TOTAL</b>	100%	100%

**Dispositions by Division & Code**

Division	Case Type Description	Code	Summary	Change	% Change	Absolute Change
<b>Criminal</b>	Misdemeanor	M	1,072	▲	+16.4%	+151
	Felony	F	453	▲	+23.1%	+85
	Capias	CA	122	▲	+2.5%	+3
	Show Cause	SC	87	▲	+2.4%	+2
	Civil Violation	CV	43	▲	+34.4%	+11
	<b>Total</b>			<b>1,777</b>	<b>▲</b>	<b>16.5%</b>
<b>Traffic</b>	Infraction	I	4,385	▲	+0.5%	+21
	Misdemeanor	M	808	▲	+11.3%	+82
	Capias	CA	13	▲	+62.5%	+5
	Felony	F	12	↔		-
	Show Cause	SC	9	▼	-52.6%	-10
	Other	O	7	▲	+40.0%	+2
	Restricted Operators License	RL	4	▼	-60.0%	-6
	Civil Violation	CV	3	▼	-25.0%	-1
	<b>Total</b>			<b>5,241</b>	<b>▲</b>	<b>1.8%</b>
<b>Civil</b>	Warrant in Debt	WD	654	▲	+28.2%	+144
	Garnishment	GA	603	▲	+17.5%	+90
	Unlawful Detainer	UD	358	▼	-3.2%	-12
	Admin License	AL	137	▲	+41.2%	+40
	Other	OT	84	▲	+3.7%	+3
	Preliminary Protective Order	PP	47	▲	+17.5%	+7
	Bond Forfeiture	BF	37	▲	+12.1%	+4
	Protective Order	PO	33	▼	-2.9%	-1
	Abstract	AJ	29	▲	+20.8%	+5
	Impoundment	IM	28	▲	+100.0%	+14
	Detinue	DT	16	▼	-20.0%	-4
	Interrogatory	IN	13	▼	-31.6%	-6
	Show Cause	SC	7	▼	-41.7%	-5
	Tenants Assertion	TA	4	▼	-69.2%	-9
	Capias	CA	1	↔		-
	Counter Claim	CC	1	↔		-
	Motion for Judgment	MJ	0	▼	-100.0%	-4
Petition-Restore Arms	PR	0	▼	-100.0%	-4	
<b>Total</b>			<b>2,052</b>	<b>▲</b>	<b>14.6%</b>	<b>+262</b>
<b>Civil Commitments</b>	Mental Commitment	MC	183	▲	+28.0%	+40
	Temporary Detention Order	TD	104	▼	-2.8%	-3
	Emergency Custody Order	EC	48	▲	+20.0%	+8
	Other	OT	38	▼	-2.6%	-1
	Medical Emergency Temporary Detention Order	MT	10	▲	+150.0%	+6
	<b>Total</b>			<b>383</b>	<b>▲</b>	<b>15.0%</b>
<b>GRAND TOTAL</b>			<b>9,453</b>	<b>▲</b>	<b>7.5%</b>	<b>+657</b>

**Dispositions by Major Case Category\*\***

Category	Summary	Change	% Change	Absolute Change
Felony	465	▲	+22.4%	+85
Garnishment	616	▼	+15.8%	+84
General Civil	680	▼	+24.5%	+134
Infraction/Civil Violation	4,438	▲	+0.7%	+33

\* Compared to same time period as previous year  
 6/13/2024 2:02:52PM

\*\* Case Type Categories are defined in the 2017 Virginia Judicial Workload Assessment  
 Source: SCV-SQL-Information

**CPSS - GCMS CASELOAD STATISTICS OF THE GENERAL DISTRICT COURTS**  
 January 2024 thru May 2024 Dispositions (Compared to January 2023 thru May 2023)

Involuntary Civil Commitments	38	▼	-2.6%	-1
Landlord /Tenant	362	▼	-5.5%	-21
Misdemeanor	1,884	▼	+13.7%	+227
Other	890	▲	+14.1%	+110
Protective Orders	80	▲	+8.1%	+6
<b>GRAND TOTAL</b>	<b>9,453</b>	▲	7.5%	+657

\* Compared to same time period as previous year  
 6/13/2024 2:02:52PM

\*\* Case Type Categories are defined in the 2017 Virginia Judicial Workload Assessment  
 Source: SCV-SQL-Information

**CPSS - GCMS CASELOAD STATISTICS OF THE GENERAL DISTRICT COURTS**  
 January 2024 thru May 2024 Dispositions (Compared to January 2023 thru May 2023)

2024 Overall GRAND TOTAL		Distribution of Caseload			Change*		Percentage (%) of Caseload		
<b>7,418</b>	+1,338 22.0%	<b>Criminal</b>	1,094	15%	5.4% ▲	+56	<b>Criminal</b>	2023 17.1%	2024 14.7%
2024		<b>Traffic</b>	5,126	69%	29.5% ▲	+1,169	<b>Traffic</b>	65.1%	69.1%
2023		<b>Civil</b>	1,040	14%	11.1% ▲	+104	<b>Civil</b>	15.4%	14.0%
		<b>Civil Commitments</b>	158	2%	6.0% ▲	+9	<b>Civil Commitments</b>	2.5%	2.1%
		<b>GRAND TOTAL</b>	<b>7,418</b>	100%	22.0% ▲	+1,338	<b>GRAND TOTAL</b>	100%	100%

**Dispositions by Division & Code**

Division	Case Type Description	Code	Summary	Change	% Change	Absolute Change
<b>Criminal</b>	Misdemeanor	M	682	▲	+19.4%	+111
	Felony	F	212	▼	-12.8%	-31
	Capias	CA	95	▼	-4.0%	-4
	Show Cause	SC	88	▼	-18.5%	-20
	Civil Violation	CV	17	▲	+6.3%	+1
	Motion	MO	0	▼	-100.0%	-1
	<b>Total</b>			<b>1,094</b>	<b>▲</b>	<b>5.4%</b>
<b>Traffic</b>	Infraction	I	4,442	▲	+33.1%	+1,105
	Misdemeanor	M	675	▲	+12.9%	+77
	Show Cause	SC	6	▼	-14.3%	-1
	Felony	F	2	▼	-60.0%	-3
	Other	O	1	▲	-	+1
	Capias	CA	0	▼	-100.0%	-5
	Restricted Operators License	RL	0	▼	-100.0%	-5
<b>Total</b>			<b>5,126</b>	<b>▲</b>	<b>29.5%</b>	<b>+1,169</b>
<b>Civil</b>	Warrant in Debt	WD	422	▲	+23.0%	+79
	Unlawful Detainer	UD	194	▲	+4.3%	+8
	Garnishment	GA	188	▲	+19.7%	+31
	Other	OT	76	▲	+2.7%	+2
	Detinue	DT	45	▲	+73.1%	+19
	Preliminary Protective Order	PP	39	▲	+18.2%	+6
	Protective Order	PO	37	▲	+12.1%	+4
	Bond Forfeiture	BF	16	▼	-51.5%	-17
	Admin License	AL	11	▼	-26.7%	-4
	Show Cause	SC	5	▼	-75.0%	-15
	Impoundment	IM	2	↔	-	-
	Interrogatory	IN	2	▼	-80.0%	-8
	Abstract	AJ	1	▼	-50.0%	-1
	Motion for Judgment	MJ	1	▲	-	+1
	Petition-Restore Arms	PR	1	↔	-	-
Tenants Assertion	TA	0	▼	-100.0%	-1	
<b>Total</b>			<b>1,040</b>	<b>▲</b>	<b>11.1%</b>	<b>+104</b>
<b>Civil Commitments</b>	Temporary Detention Order	TD	68	▲	+33.3%	+17
	Emergency Custody Order	EC	51	▲	+13.3%	+6
	Mental Commitment	MC	33	▼	-32.7%	-16
	Other	OT	4	↔	-	-
	Medical Emergency Temporary Detention Order	MT	2	▲	-	+2
<b>Total</b>			<b>158</b>	<b>▲</b>	<b>6.0%</b>	<b>+9</b>
<b>GRAND TOTAL</b>			<b>7,418</b>	<b>▲</b>	<b>22.0%</b>	<b>+1,338</b>

**Dispositions by Major Case Category\*\***

Category	Summary	Change	% Change	Absolute Change
Felony	214	▼	-13.7%	-34
Garnishment	190	▼	+13.8%	+23
General Civil	473	▲	+26.8%	+100
Infraction/Civil Violation	4,460	▲	+33.0%	+1,107
Involuntary Civil Commitments	4	↔	-	0
Landlord /Tenant	194	▼	+3.7%	+7

\* Compared to same time period as previous year

\*\* Case Type Categories are defined in the 2017 Virginia Judicial Workload Assessment

**CPSS - GCMS CASELOAD STATISTICS OF THE GENERAL DISTRICT COURTS**  
 January 2024 thru May 2024 Dispositions (Compared to January 2023 thru May 2023)

Misdemeanor	1,357	▼	+15.6%	+183
Other	450	▲	-11.4%	-58
Protective Orders	76	▲	+15.2%	+10
<b>GRAND TOTAL</b>	<b>7,418</b>	▲	22.0%	+1,338

\* Compared to same time period as previous year  
 6/13/2024 2:02:52PM

\*\* Case Type Categories are defined in the 2017 Virginia Judicial Workload Assessment  
 Source: SCV-SQL-Information

**CPSS - GCMS CASELOAD STATISTICS OF THE GENERAL DISTRICT COURTS**  
 January 2024 thru May 2024 Dispositions (Compared to January 2023 thru May 2023)

2024 Overall GRAND TOTAL		Distribution of Caseload			Change*		Percentage (%) of Caseload		
<b>1,733</b>	+314 22.1%	<b>Criminal</b>	299	17%	-21.5% ▼	-82	<b>Criminal</b>	2023 26.8%	2024 17.3%
2024	↑	<b>Traffic</b>	934	54%	51.1% ▲	+316	<b>Traffic</b>	43.6%	53.9%
2023		<b>Civil</b>	412	24%	5.1% ▲	+20	<b>Civil</b>	27.6%	23.8%
		<b>Civil Commitments</b>	88	5%	214.3% ▲	+60	<b>Civil Commitments</b>	2.0%	5.1%
		<b>GRAND TOTAL</b>	<b>1,733</b>	100%	22.1% ▲	+314	<b>GRAND TOTAL</b>	100%	100%

**Dispositions by Division & Code**

Division	Case Type Description	Code	Summary	Change	% Change	Absolute Change
<b>Criminal</b>	Misdemeanor	M	214	▼	-23.0%	-64
	Show Cause	SC	31	▼	-48.3%	-29
	Felony	F	28	↔		-
	Civil Violation	CV	14	▲	+7.7%	+1
	Capias	CA	12	▲	+1,100.0%	+11
	Restricted Operators License	RL	0	▼	-100.0%	-1
	<b>Total</b>			<b>299</b>	▼	<b>-21.5%</b>
<b>Traffic</b>	Infraction	I	748	▲	+49.9%	+249
	Misdemeanor	M	172	▲	+57.8%	+63
	Other	O	7	▲	-	+7
	Capias	CA	4	▲	-	+4
	Show Cause	SC	2	▲	+100.0%	+1
	Civil Violation	CV	1	▼	-50.0%	-1
	Restricted Operators License	RL	0	▼	-100.0%	-7
<b>Total</b>			<b>934</b>	▲	<b>51.1%</b>	<b>+316</b>
<b>Civil</b>	Unlawful Detainer	UD	148	▼	-2.6%	-4
	Warrant in Debt	WD	108	▲	+66.2%	+43
	Garnishment	GA	73	▼	-3.9%	-3
	Admin License	AL	20	▼	-23.1%	-6
	Preliminary Protective Order	PP	19	▼	-13.6%	-3
	Protective Order	PO	16	▼	-20.0%	-4
	Other	OT	15	▼	-40.0%	-10
	Capias	CA	4	▲	-	+4
	Show Cause	SC	4	▲	+100.0%	+2
	Interrogatory	IN	3	▲	+200.0%	+2
	Detinue	DT	1	▲	-	+1
	Tenants Assertion	TA	1	▲	-	+1
	Abstract	AJ	0	▼	-100.0%	-1
Bond Forfeiture	BF	0	▼	-100.0%	-2	
<b>Total</b>			<b>412</b>	▲	<b>5.1%</b>	<b>+20</b>
<b>Civil Commitments</b>	Temporary Detention Order	TD	46	▲	+155.6%	+28
	Mental Commitment	MC	28	▲	-	+28
	Emergency Custody Order	EC	14	▲	+40.0%	+4
<b>Total</b>			<b>88</b>	▲	<b>214.3%</b>	<b>+60</b>
<b>GRAND TOTAL</b>			<b>1,733</b>	▲	22.1%	+314

**Dispositions by Major Case Category\*\***

Category	Summary	Change	% Change	Absolute Change
Felony	28	↔		0
Garnishment	76	▲	-1.3%	-1
General Civil	109	▲	+67.7%	+44
Infraction/Civil Violation	770	▲	+49.8%	+256
Landlord /Tenant	149	▲	-2.0%	-3
Misdemeanor	386	▼	-2.3%	-9
Other	180	▲	+23.3%	+34
Protective Orders	35	▼	-16.7%	-7
<b>GRAND TOTAL</b>	<b>1,733</b>	▲	22.1%	+314

\* Compared to same time period as previous year  
 6/13/2024 2:02:52PM

\*\* Case Type Categories are defined in the 2017 Virginia Judicial Workload Assessment  
 Source: SCV-SQL-Information



2024 Overall GRAND TOTAL		Distribution of Caseload			Change*		Percentage (%) of Caseload		
<b>6,854</b>	+656 10.6%	<b>Criminal</b>	912	13%	27.2% ▲	+195	<b>Criminal</b>	2023 11.6%	2024 13.3%
2024		<b>Traffic</b>	5,063	74%	7.2% ▲	+340	<b>Traffic</b>	76.2%	73.9%
2023		<b>Civil</b>	755	11%	13.4% ▲	+89	<b>Civil</b>	10.7%	11.0%
		<b>Civil Commitments</b>	124	2%	34.8% ▲	+32	<b>Civil Commitments</b>	1.5%	1.8%
		<b>GRAND TOTAL</b>	<b>6,854</b>	100%	10.6% ▲	+656	<b>GRAND TOTAL</b>	100%	100%

**Dispositions by Division & Code**

Division	Case Type Description	Code	Summary	Change	% Change	Absolute Change
<b>Criminal</b>	Misdemeanor	M	638	▲	+59.1%	+237
	Felony	F	138	▼	-27.7%	-53
	Capias	CA	85	▲	+13.3%	+10
	Show Cause	SC	39	▲	+56.0%	+14
	Civil Violation	CV	12	▼	-52.0%	-13
	<b>Total</b>			<b>912</b>	<b>▲</b>	<b>27.2%</b>
<b>Traffic</b>	Infraction	I	4,209	▲	+3.8%	+153
	Misdemeanor	M	816	▲	+29.9%	+188
	Capias	CA	12	▼	-25.0%	-4
	Felony	F	9	▼	-10.0%	-1
	Show Cause	SC	8	▼	-20.0%	-2
	Civil Violation	CV	7	▲	+133.3%	+4
	Restricted Operators License	RL	2	▲	-	+2
	<b>Total</b>			<b>5,063</b>	<b>▲</b>	<b>7.2%</b>
<b>Civil</b>	Warrant in Debt	WD	330	▲	+21.8%	+59
	Garnishment	GA	217	▲	+31.5%	+52
	Unlawful Detainer	UD	46	▼	-37.0%	-27
	Other	OT	42	▼	-17.6%	-9
	Preliminary Protective Order	PP	26	▲	+4.0%	+1
	Detinue	DT	25	▲	+66.7%	+10
	Protective Order	PO	25	▲	+25.0%	+5
	Admin License	AL	16	▲	+100.0%	+8
	Abstract	AJ	10	▲	+400.0%	+8
	Bond Forfeiture	BF	8	▼	-63.6%	-14
	Show Cause	SC	5	▲	+25.0%	+1
	Interrogatory	IN	3	▼	-25.0%	-1
	Cross Claim	CR	1	▲	-	+1
	Motion for Judgment	MJ	1	↔	-	-
	Counter Claim	CC	0	▼	-100.0%	-1
	Impoundment	IM	0	▼	-100.0%	-1
	Petition-Restore Arms	PR	0	▼	-100.0%	-3
<b>Total</b>			<b>755</b>	<b>▲</b>	<b>13.4%</b>	<b>+89</b>
<b>Civil Commitments</b>	Temporary Detention Order	TD	66	▲	+24.5%	+13
	Emergency Custody Order	EC	58	▲	+48.7%	+19
	<b>Total</b>			<b>124</b>	<b>▲</b>	<b>34.8%</b>
<b>GRAND TOTAL</b>			<b>6,854</b>	<b>▲</b>	<b>10.6%</b>	<b>+656</b>

**Dispositions by Major Case Category\*\***

Category	Summary	Change	% Change	Absolute Change
Felony	147	▼	-26.9%	-54
Garnishment	220	▲	+30.2%	+51
General Civil	356	▼	+21.9%	+64
Infraction/Civil Violation	4,228	▲	+3.5%	+144
Landlord /Tenant	46	▼	-37.0%	-27
Misdemeanor	1,456	▲	+41.5%	+427
Other	350	▲	+14.8%	+45
Protective Orders	51	▲	+13.3%	+6

\* Compared to same time period as previous year

\*\* Case Type Categories are defined in the 2017 Virginia Judicial Workload Assessment

**CPSS - GCMS CASELOAD STATISTICS OF THE GENERAL DISTRICT COURTS**  
January 2024 thru May 2024 Dispositions (Compared to January 2023 thru May 2023)

---

<i><b>GRAND TOTAL</b></i>	<b>6,854</b>	▲	10.6%	+656
---------------------------	--------------	---	-------	------

---

\* Compared to same time period as previous year  
6/13/2024 2:02:52PM

\*\* Case Type Categories are defined in the 2017 Virginia Judicial Workload Assessment  
Source: SCV-SQL-Information



2024 Overall GRAND TOTAL		Distribution of Caseload			Change*		Percentage (%) of Caseload		
<b>4,423</b>	+130 3.0%	<b>Criminal</b>	1,066	24%	38.8% ▲	+298	<b>Criminal</b>	2023 17.9%	2024 24.1%
2024	↑	<b>Traffic</b>	2,550	58%	-5.3% ▼	-142	<b>Traffic</b>	62.7%	57.7%
2023		<b>Civil</b>	621	14%	-2.7% ▼	-17	<b>Civil</b>	14.9%	14.0%
		<b>Civil Commitments</b>	186	4%	-4.6% ▼	-9	<b>Civil Commitments</b>	4.5%	4.2%
		<b>GRAND TOTAL</b>	<b>4,423</b>	100%	3.0% ▲	+130	<b>GRAND TOTAL</b>	100%	100%

Dispositions by Division & Code

Division	Case Type Description	Code	Summary	Change	% Change	Absolute Change
<b>Criminal</b>	Misdemeanor	M	549	▲	+30.4%	+128
	Felony	F	326	▲	+62.2%	+125
	Capias	CA	150	▲	+32.7%	+37
	Civil Violation	CV	25	▲	+92.3%	+12
	Show Cause	SC	16	▼	-20.0%	-4
	<b>Total</b>		<b>1,066</b>	▲	<b>38.8%</b>	<b>+298</b>
<b>Traffic</b>	Infraction	I	2,019	▼	-9.5%	-213
	Misdemeanor	M	481	▲	+14.0%	+59
	Civil Violation	CV	22	▲	+633.3%	+19
	Capias	CA	16	▼	-27.3%	-6
	Felony	F	11	▲	+10.0%	+1
	Show Cause	SC	1	▼	-66.7%	-2
	<b>Total</b>		<b>2,550</b>	▼	<b>-5.3%</b>	<b>-142</b>
<b>Civil</b>	Warrant in Debt	WD	200	▲	+24.2%	+39
	Garnishment	GA	124	▲	+42.5%	+37
	Unlawful Detainer	UD	117	▼	-41.5%	-83
	Other	OT	43	▼	-2.3%	-1
	Preliminary Protective Order	PP	38	▲	+31.0%	+9
	Protective Order	PO	34	▲	+30.8%	+8
	Admin License	AL	22	▲	+29.4%	+5
	Bond Forfeiture	BF	21	▼	-57.1%	-28
	Show Cause	SC	8	▲	+33.3%	+2
	Detinue	DT	7	▼	-12.5%	-1
	Abstract	AJ	3	▲	+200.0%	+2
	Impoundment	IM	1	▼	-75.0%	-3
	Overweight	OC	1	▼	-75.0%	-3
	Restricted Operators License	RL	1	▲	-	+1
	Tenants Assertion	TA	1	▲	-	+1
	Counter Claim	CC	0	▼	-100.0%	-1
Interrogatory	IN	0	▼	-100.0%	-1	
	<b>Total</b>		<b>621</b>	▼	<b>-2.7%</b>	<b>-17</b>
<b>Civil Commitments</b>	Mental Commitment	MC	161	▼	-4.2%	-7
	Temporary Detention Order	TD	15	▼	-21.1%	-4
	Emergency Custody Order	EC	10	▲	+66.7%	+4
	Other	OT	0	▼	-100.0%	-2
	<b>Total</b>		<b>186</b>	▼	<b>-4.6%</b>	<b>-9</b>
	<b>GRAND TOTAL</b>		<b>4,423</b>	▲	3.0%	+130

Dispositions by Major Case Category\*\*

Category	Summary	Change	% Change	Absolute Change
Felony	337	▲	+59.7%	+126
Garnishment	124	▼	+40.9%	+36
General Civil	208	▲	+22.4%	+38
Infraction/Civil Violation	2,067	▲	-8.2%	-185
Involuntary Civil Commitments	0	▼	-100.0%	-2
Landlord /Tenant	118	▲	-41.0%	-82
Misdemeanor	1,031	▲	+22.3%	+188

\* Compared to same time period as previous year  
 6/13/2024 2:02:52PM

\*\* Case Type Categories are defined in the 2017 Virginia Judicial Workload Assessment  
 Source: SCV-SQL-Information

**CPSS - GCMS CASELOAD STATISTICS OF THE GENERAL DISTRICT COURTS**

January 2024 thru May 2024 Dispositions (Compared to January 2023 thru May 2023)

Other	466	▼	-1.3%	-6
Protective Orders	72	▲	+30.9%	+17
<b>GRAND TOTAL</b>	<b>4,423</b>	▲	3.0%	+130

\* Compared to same time period as previous year  
6/13/2024 2:02:52PM

\*\* Case Type Categories are defined in the 2017 Virginia Judicial Workload Assessment  
Source: SCV-SQL-Information

2024 Overall GRAND TOTAL		Distribution of Caseload			Change*		Percentage (%) of Caseload		
<b>9,835</b>	+2,603 36.0%	<b>Criminal</b>	863	9%	56.3% ▲	+311	<b>Criminal</b>	2023 7.6%	2024 8.8%
2024		<b>Traffic</b>	7,556	77%	35.3% ▲	+1,970	<b>Traffic</b>	77.2%	76.8%
2023		<b>Civil</b>	874	9%	48.4% ▲	+285	<b>Civil</b>	8.1%	8.9%
		<b>Civil Commitments</b>	542	6%	7.3% ▲	+37	<b>Civil Commitments</b>	7.0%	5.5%
		<b>GRAND TOTAL</b>	<b>9,835</b>	100%	36.0% ▲	+2,603	<b>GRAND TOTAL</b>	100%	100%

**Dispositions by Division & Code**

Division	Case Type Description	Code	Summary	Change	% Change	Absolute Change
<b>Criminal</b>	Misdemeanor	M	501	▲	+49.6%	+166
	Felony	F	202	▲	+83.6%	+92
	Capias	CA	122	▲	+54.4%	+43
	Show Cause	SC	23	▲	+21.1%	+4
	Civil Violation	CV	15	▲	+66.7%	+6
	<b>Total</b>			<b>863</b>	<b>▲</b>	<b>56.3%</b>
<b>Traffic</b>	Infraction	I	5,703	▲	+32.4%	+1,394
	Misdemeanor	M	1,750	▲	+46.7%	+557
	Capias	CA	65	▲	+18.2%	+10
	Show Cause	SC	23	▼	-8.0%	-2
	Civil Violation	CV	9	▲	+800.0%	+8
	Felony	F	6	▲	+100.0%	+3
<b>Total</b>			<b>7,556</b>	<b>▲</b>	<b>35.3%</b>	<b>+1,970</b>
<b>Civil</b>	Warrant in Debt	WD	349	▲	+52.4%	+120
	Garnishment	GA	289	▲	+91.4%	+138
	Unlawful Detainer	UD	76	▼	-8.4%	-7
	Other	OT	73	▼	+25.9%	+15
	Preliminary Protective Order	PP	27	↔		-
	Protective Order	PO	25	▲	+92.3%	+12
	Admin License	AL	8	▲	+166.7%	+5
	Detinue	DT	8	↔		-
	Show Cause	SC	6	▲	+500.0%	+5
	Abstract	AJ	4	▲	+100.0%	+2
	Impoundment	IM	3	▼	-57.1%	-4
	Bond Forfeiture	BF	2	▲	-	+2
	Restricted Operators License	RL	2	▲	+100.0%	+1
	Interrogatory	IN	1	↔		-
	Overweight	OC	1	▲	-	+1
	Motion for Judgment	MJ	0	▼	-100.0%	-1
	Petition-Restore Arms	PR	0	▼	-100.0%	-4
<b>Total</b>			<b>874</b>	<b>▲</b>	<b>48.4%</b>	<b>+285</b>
<b>Civil Commitments</b>	Mental Commitment	MC	445	▲	+14.1%	+55
	Temporary Detention Order	TD	34	▼	-17.1%	-7
	Emergency Custody Order	EC	32	▲	+28.0%	+7
	Other	OT	29	▼	-39.6%	-19
	Medical Emergency Temporary Detention Order	MT	2	▲	-	+2
	Petition	PT	0	▼	-100.0%	-1
<b>Total</b>			<b>542</b>	<b>▲</b>	<b>7.3%</b>	<b>+37</b>
<b>GRAND TOTAL</b>			<b>9,835</b>	<b>▲</b>	<b>36.0%</b>	<b>+2,603</b>

**Dispositions by Major Case Category\*\***

Category	Summary	Change	% Change	Absolute Change
Felony	208	▲	+84.1%	+95
Garnishment	290	▲	+90.8%	+138
General Civil	358	▼	+46.1%	+113
Infraction/Civil Violation	5,728	▲	+32.6%	+1,409
Involuntary Civil Commitments	29	▼	-40.8%	-20
Landlord /Tenant	76	▼	-8.4%	-7

\* Compared to same time period as previous year  
 6/13/2024 2:02:52PM

\*\* Case Type Categories are defined in the 2017 Virginia Judicial Workload Assessment  
 Source: SCV-SQL-Information




**CPSS - GCMS CASELOAD STATISTICS OF THE GENERAL DISTRICT COURTS**

January 2024 thru May 2024 Dispositions (Compared to January 2023 thru May 2023)

Misdemeanor	2,253	▲	+47.4%	+724
Other	841	▲	+19.8%	+139
Protective Orders	52	▲	+30.0%	+12
<b>GRAND TOTAL</b>	<b>9,835</b>	▲	36.0%	+2,603

\* Compared to same time period as previous year  
6/13/2024 2:02:52PM

\*\* Case Type Categories are defined in the 2017 Virginia Judicial Workload Assessment  
Source: SCV-SQL-Information

2024 Overall GRAND TOTAL		Distribution of Caseload			Change*		Percentage (%) of Caseload		
<b>8,635</b>	-1,229 -12.5%	<b>Criminal</b>	1,071	12%	5.3% ▲	+54	<b>Criminal</b>	2023 10.3%	2024 12.4%
2024 		<b>Traffic</b>	6,420	74%	-18.0% ▼	-1,407	<b>Traffic</b>	79.3%	74.3%
2023 		<b>Civil</b>	1,031	12%	15.7% ▲	+140	<b>Civil</b>	9.0%	11.9%
		<b>Civil Commitments</b>	113	1%	-12.4% ▼	-16	<b>Civil Commitments</b>	1.3%	1.3%
		<b>GRAND TOTAL</b>	<b>8,635</b>	100%	-12.5% ▼	-1,229	<b>GRAND TOTAL</b>	100%	100%

**Dispositions by Division & Code**

Division	Case Type Description	Code	Summary	Change	% Change	Absolute Change
<b>Criminal</b>	Misdemeanor	M	546	▲	+8.3%	+42
	Felony	F	343	▲	+12.1%	+37
	Capias	CA	119	▼	-13.8%	-19
	Show Cause	SC	49	▼	-12.5%	-7
	Civil Violation	CV	14	▲	+7.7%	+1
	<b>Total</b>			<b>1,071</b>	<b>▲</b>	<b>5.3%</b>
<b>Traffic</b>	Infraction	I	5,686	▼	-18.1%	-1,256
	Misdemeanor	M	695	▼	-19.0%	-163
	Felony	F	20	▲	+42.9%	+6
	Capias	CA	13	▲	+85.7%	+6
	Show Cause	SC	6	▲	+100.0%	+3
	Civil Violation	CV	0	▼	-100.0%	-3
	<b>Total</b>			<b>6,420</b>	<b>▼</b>	<b>-18.0%</b>
<b>Civil</b>	Warrant in Debt	WD	430	▲	+17.2%	+63
	Garnishment	GA	352	▲	+49.2%	+116
	Unlawful Detainer	UD	88	▼	-18.5%	-20
	Other	OT	63	▲	-8.7%	-6
	Preliminary Protective Order	PP	26	▼	-21.2%	-7
	Protective Order	PO	25	▼	-19.4%	-6
	Impoundment	IM	13	▲	+225.0%	+9
	Admin License	AL	12	▼	-20.0%	-3
	Abstract	AJ	8	▲	+14.3%	+1
	Detinue	DT	7	▼	-22.2%	-2
	Petition-Restore Arms	PR	2	▲	+100.0%	+1
	Bond Forfeiture	BF	1	▼	-83.3%	-5
	Capias	CA	1	▲	-	+1
	Interrogatory	IN	1	▼	-66.7%	-2
	Overweight	OC	1	↔	-	-
	Show Cause	SC	1	↔	-	-
<b>Total</b>			<b>1,031</b>	<b>▲</b>	<b>15.7%</b>	<b>+140</b>
<b>Civil Commitments</b>	Temporary Detention Order	TD	61	▼	-7.6%	-5
	Emergency Custody Order	EC	52	▼	-17.5%	-11
	<b>Total</b>		<b>113</b>	<b>▼</b>	<b>-12.4%</b>	<b>-16</b>
<b>GRAND TOTAL</b>			<b>8,635</b>	<b>▼</b>	<b>-12.5%</b>	<b>-1,229</b>

**Dispositions by Major Case Category\*\***

Category	Summary	Change	% Change	Absolute Change
Felony	363	▲	+13.4%	+43
Garnishment	353	▼	+47.7%	+114
General Civil	441	▲	+17.0%	+64
Infraction/Civil Violation	5,701	▼	-18.1%	-1,258
Landlord /Tenant	88	▼	-18.5%	-20
Misdemeanor	1,241	▼	-8.9%	-121
Other	397	▲	-8.7%	-38
Protective Orders	51	▼	-20.3%	-13
<b>GRAND TOTAL</b>	<b>8,635</b>	<b>▼</b>	<b>-12.5%</b>	<b>-1,229</b>

\* Compared to same time period as previous year  
 6/13/2024 2:02:52PM

\*\* Case Type Categories are defined in the 2017 Virginia Judicial Workload Assessment  
 Source: SCV-SQL-Information



2024 Overall GRAND TOTAL		Distribution of Caseload			Change*		Percentage (%) of Caseload		
<b>2,451</b>	+484 24.6%	<b>Criminal</b>	512	21%	19.6% ▲	+84	<b>Criminal</b>	2023 21.8%	2024 20.9%
2024	↑	<b>Traffic</b>	1,324	54%	43.1% ▲	+399	<b>Traffic</b>	47.0%	54.0%
2023		<b>Civil</b>	601	25%	3.1% ▲	+18	<b>Civil</b>	29.6%	24.5%
		<b>Civil Commitments</b>	14	1%	-54.8% ▼	-17	<b>Civil Commitments</b>	1.6%	0.6%
		<b>GRAND TOTAL</b>	<b>2,451</b>	100%	24.6% ▲	+484	<b>GRAND TOTAL</b>	100%	100%

**Dispositions by Division & Code**

Division	Case Type Description	Code	Summary	Change	% Change	Absolute Change
<b>Criminal</b>	Misdemeanor	M	229	▼	-3.4%	-8
	Felony	F	106	▼	-2.8%	-3
	Show Cause	SC	99	▲	+482.4%	+82
	Capias	CA	63	▲	+21.2%	+11
	Civil Violation	CV	15	▲	+15.4%	+2
	<b>Total</b>			<b>512</b>	▲	<b>19.6%</b>
<b>Traffic</b>	Infraction	I	743	▲	+0.8%	+6
	Show Cause	SC	366	▲	+7,220.0%	+361
	Misdemeanor	M	163	▼	-0.6%	-1
	Capias	CA	48	▲	+200.0%	+32
	Felony	F	3	↔	-	-
	Civil Violation	CV	1	▲	-	+1
<b>Total</b>			<b>1,324</b>	▲	<b>43.1%</b>	<b>+399</b>
<b>Civil</b>	Warrant in Debt	WD	349	▲	+3.6%	+12
	Garnishment	GA	132	▲	+2.3%	+3
	Other	OT	48	▲	+33.3%	+12
	Preliminary Protective Order	PP	26	▲	+18.2%	+4
	Protective Order	PO	12	▼	-33.3%	-6
	Bond Forfeiture	BF	8	↔	-	-
	Unlawful Detainer	UD	8	▼	-38.5%	-5
	Abstract	AJ	5	▲	+400.0%	+4
	Admin License	AL	3	▼	-40.0%	-2
	Impoundment	IM	3	▼	-57.1%	-4
	Detinue	DT	2	▲	+100.0%	+1
	Motion for Judgment	MJ	2	▲	-	+2
	Overweight	OC	1	↔	-	-
	Show Cause	SC	1	▼	-80.0%	-4
	Tenants Assertion	TA	1	▲	-	+1
<b>Total</b>			<b>601</b>	▲	<b>3.1%</b>	<b>+18</b>
<b>Civil Commitments</b>	Temporary Detention Order	TD	9	▼	-43.8%	-7
	Emergency Custody Order	EC	5	▼	-66.7%	-10
<b>Total</b>			<b>14</b>	▼	<b>-54.8%</b>	<b>-17</b>
<b>GRAND TOTAL</b>			<b>2,451</b>	▲	24.6%	+484

**Dispositions by Major Case Category\*\***

Category	Summary	Change	% Change	Absolute Change
Felony	109	▼	-2.7%	-3
Garnishment	132	▲	+2.3%	+3
General Civil	355	▲	+4.1%	+14
Infraction/Civil Violation	760	▲	+1.2%	+9
Landlord /Tenant	9	▲	-30.8%	-4
Misdemeanor	392	▼	-2.2%	-9
Other	656	▲	+264.4%	+476
Protective Orders	38	▼	-5.0%	-2
<b>GRAND TOTAL</b>	<b>2,451</b>	▲	24.6%	+484

\* Compared to same time period as previous year  
 6/13/2024 2:02:52PM

\*\* Case Type Categories are defined in the 2017 Virginia Judicial Workload Assessment  
 Source: SCV-SQL-Information

2024 Overall GRAND TOTAL		Distribution of Caseload		Change*		Percentage (%) of Caseload		
<b>947</b>	-269 -22.1%	<b>Criminal</b>	311 33%	13.5% ▲	+37	<b>Criminal</b>	2023 22.5%	2024 32.8%
2024		<b>Traffic</b>	305 32%	-50.6% ▼	-312	<b>Traffic</b>	50.7%	32.2%
2023		<b>Civil</b>	259 27%	4.0% ▲	+10	<b>Civil</b>	20.5%	27.3%
		<b>Civil Commitments</b>	72 8%	-5.3% ▼	-4	<b>Civil Commitments</b>	6.3%	7.6%
		<b>GRAND TOTAL</b>	<b>947</b> 100%	-22.1% ▼	-269	<b>GRAND TOTAL</b>	100%	100%

Dispositions by Division & Code

Division	Case Type Description	Code	Summary	Change	% Change	Absolute Change
<b>Criminal</b>	Misdemeanor	M	156	▲	+6.1%	+9
	Felony	F	103	▲	+32.1%	+25
	Capias	CA	36	▼	-10.0%	-4
	Show Cause	SC	11	▲	+175.0%	+7
	Civil Violation	CV	3	▼	-25.0%	-1
	Restricted Operators License	RL	2	▲	+100.0%	+1
	<b>Total</b>			<b>311</b>	<b>▲</b>	<b>13.5%</b>
<b>Traffic</b>	Infraction	I	234	▼	-53.9%	-274
	Misdemeanor	M	61	▼	-35.1%	-33
	Capias	CA	10	▼	-16.7%	-2
	Felony	F	0	▼	-100.0%	-1
	Show Cause	SC	0	▼	-100.0%	-2
	<b>Total</b>			<b>305</b>	<b>▼</b>	<b>-50.6%</b>
<b>Civil</b>	Warrant in Debt	WD	119	▲	+0.8%	+1
	Garnishment	GA	85	▲	+70.0%	+35
	Other	OT	15	▼	-11.8%	-2
	Unlawful Detainer	UD	14	▲	+7.7%	+1
	Impoundment	IM	10	▼	-16.7%	-2
	Detinue	DT	5	▲	+150.0%	+3
	Show Cause	SC	4	▼	-55.6%	-5
	Protective Order	PO	3	▼	-83.3%	-15
	Admin License	AL	2	▼	-50.0%	-2
	Petition-Restore Arms	PR	1	▲	-	+1
	Preliminary Protective Order	PP	1	▼	-83.3%	-5
	<b>Total</b>			<b>259</b>	<b>▲</b>	<b>4.0%</b>
<b>Civil Commitments</b>	Mental Commitment	MC	42	▲	+13.5%	+5
	Temporary Detention Order	TD	18	▼	-28.0%	-7
	Emergency Custody Order	EC	9	▼	-30.8%	-4
	Other	OT	3	▲	+200.0%	+2
<b>Total</b>			<b>72</b>	<b>▼</b>	<b>-5.3%</b>	<b>-4</b>
<b>GRAND TOTAL</b>			<b>947</b>	<b>▼</b>	<b>-22.1%</b>	<b>-269</b>

Dispositions by Major Case Category\*\*

Category	Summary	Change	% Change	Absolute Change
Felony	103	▼	+30.4%	+24
Garnishment	85	▲	+70.0%	+35
General Civil	129	▲	+4.0%	+5
Infraction/Civil Violation	237	▼	-53.7%	-275
Involuntary Civil Commitments	3	▲	+200.0%	+2
Landlord /Tenant	14	▲	+7.7%	+1
Misdemeanor	219	▲	-9.5%	-23
Other	153	▼	-10.5%	-18
Protective Orders	4	▼	-83.3%	-20
<b>GRAND TOTAL</b>	<b>947</b>	<b>▼</b>	<b>-22.1%</b>	<b>-269</b>

\* Compared to same time period as previous year  
 6/13/2024 2:02:52PM

\*\* Case Type Categories are defined in the 2017 Virginia Judicial Workload Assessment  
 Source: SCV-SQL-Information



2024 Overall GRAND TOTAL		Distribution of Caseload			Change*		Percentage (%) of Caseload		
<b>2,900</b>	-22 -0.8%	<b>Criminal</b>	762	26%	-2.1% ▼	-16	<b>Criminal</b>	2023 26.6%	2024 26.3%
2024		<b>Traffic</b>	1,316	45%	-10.0% ▼	-146	<b>Traffic</b>	50.0%	45.4%
2023		<b>Civil</b>	670	23%	35.1% ▲	+174	<b>Civil</b>	17.0%	23.1%
		<b>Civil Commitments</b>	152	5%	-18.3% ▼	-34	<b>Civil Commitments</b>	6.4%	5.2%
		<b>GRAND TOTAL</b>	<b>2,900</b>	100%	-0.8% ▼	-22	<b>GRAND TOTAL</b>	100%	100%

**Dispositions by Division & Code**

Division	Case Type Description	Code	Summary	Change	% Change	Absolute Change
<b>Criminal</b>	Misdemeanor	M	279	▲	+18.2%	+43
	Felony	F	253	▼	-22.2%	-72
	Show Cause	SC	145	▼	-0.7%	-1
	Capias	CA	82	▲	+32.3%	+20
	Civil Violation	CV	3	▼	-66.7%	-6
	<b>Total</b>			<b>762</b>	▼	<b>-2.1%</b>
<b>Traffic</b>	Infraction	I	631	▼	-19.6%	-154
	Show Cause	SC	462	▼	-2.5%	-12
	Misdemeanor	M	170	▲	+13.3%	+20
	Capias	CA	44	▲	+7.3%	+3
	Felony	F	7	↔		-
	Restricted Operators License	RL	2	↔		-
	Civil Violation	CV	0	▼	-100.0%	-3
<b>Total</b>			<b>1,316</b>	▼	<b>-10.0%</b>	<b>-146</b>
<b>Civil</b>	Warrant in Debt	WD	358	▲	+44.9%	+111
	Garnishment	GA	163	▲	+43.0%	+49
	Other	OT	57	▲	+103.6%	+29
	Unlawful Detainer	UD	28	▼	-9.7%	-3
	Preliminary Protective Order	PP	26	▲	+23.8%	+5
	Bond Forfeiture	BF	19	▼	-17.4%	-4
	Overweight	OC	5	↔		-
	Protective Order	PO	4	▼	-50.0%	-4
	Admin License	AL	3	▲	+200.0%	+2
	Detinue	DT	2	▼	-50.0%	-2
	Petition-Restore Arms	PR	2	▲	-	+2
	Abstract	AJ	1	▼	-83.3%	-5
	Impoundment	IM	1	▼	-66.7%	-2
	Motion for Judgment	MJ	1	▲	-	+1
	Interrogatory	IN	0	▼	-100.0%	-2
Show Cause	SC	0	▼	-100.0%	-3	
<b>Total</b>			<b>670</b>	▲	<b>35.1%</b>	<b>+174</b>
<b>Civil Commitments</b>	Mental Commitment	MC	116	▼	-23.7%	-36
	Temporary Detention Order	TD	18	▼	-5.3%	-1
	Emergency Custody Order	EC	13	▲	+18.2%	+2
	Other	OT	5	▲	+25.0%	+1
<b>Total</b>			<b>152</b>	▼	<b>-18.3%</b>	<b>-34</b>
<b>GRAND TOTAL</b>			<b>2,900</b>	▼	-0.8%	-22

**Dispositions by Major Case Category\*\***

Category	Summary	Change	% Change	Absolute Change
Felony	260	▼	-21.7%	-72
Garnishment	163	▼	+40.5%	+47
General Civil	369	▲	+47.0%	+118
Infraction/Civil Violation	639	▼	-20.3%	-163
Involuntary Civil Commitments	5	▲	+25.0%	+1
Landlord /Tenant	28	▼	-9.7%	-3
Misdemeanor	451	▲	+16.2%	+63

\* Compared to same time period as previous year  
 6/13/2024 2:02:52PM

\*\* Case Type Categories are defined in the 2017 Virginia Judicial Workload Assessment  
 Source: SCV-SQL-Information

**CPSS - GCMS CASELOAD STATISTICS OF THE GENERAL DISTRICT COURTS**

January 2024 thru May 2024 Dispositions (Compared to January 2023 thru May 2023)

Other	955	▲	-1.4%	-14
Protective Orders	30	▼	+3.4%	+1
<b>GRAND TOTAL</b>	<b>2,900</b>	▼	-0.8%	-22

\* Compared to same time period as previous year  
6/13/2024 2:02:52PM

\*\* Case Type Categories are defined in the 2017 Virginia Judicial Workload Assessment  
Source: SCV-SQL-Information

2024 Overall GRAND TOTAL		Distribution of Caseload			Change*		Percentage (%) of Caseload		
<b>4,244</b>	-48 -1.1%	<b>Criminal</b>	1,366	32%	13.2% ▲	+159	<b>Criminal</b>	2023 28.1%	2024 32.2%
2024		<b>Traffic</b>	1,819	43%	-15.0% ▼	-320	<b>Traffic</b>	49.8%	42.9%
2023		<b>Civil</b>	1,001	24%	13.5% ▲	+119	<b>Civil</b>	20.5%	23.6%
		<b>Civil Commitments</b>	58	1%	-9.4% ▼	-6	<b>Civil Commitments</b>	1.5%	1.4%
		<b>GRAND TOTAL</b>	<b>4,244</b>	100%	-1.1% ▼	-48	<b>GRAND TOTAL</b>	100%	100%

**Dispositions by Division & Code**

Division	Case Type Description	Code	Summary	Change	% Change	Absolute Change
<b>Criminal</b>	Misdemeanor	M	845	▲	+20.5%	+144
	Felony	F	304	▲	+9.0%	+25
	Capias	CA	141	▼	-7.2%	-11
	Civil Violation	CV	57	▲	+16.3%	+8
	Show Cause	SC	18	▼	-30.8%	-8
	Restricted Operators License	RL	1	▲	-	+1
	<b>Total</b>			<b>1,366</b>	<b>▲</b>	<b>13.2%</b>
<b>Traffic</b>	Infraction	I	1,410	▼	-16.3%	-275
	Misdemeanor	M	368	▼	-9.6%	-39
	Capias	CA	24	▼	-22.6%	-7
	Felony	F	13	▲	+85.7%	+6
	Restricted Operators License	RL	2	▲	+100.0%	+1
	Show Cause	SC	2	▼	-75.0%	-6
<b>Total</b>			<b>1,819</b>	<b>▼</b>	<b>-15.0%</b>	<b>-320</b>
<b>Civil</b>	Warrant in Debt	WD	363	▲	+21.8%	+65
	Garnishment	GA	250	▲	+16.8%	+36
	Unlawful Detainer	UD	121	▲	+33.0%	+30
	Other	OT	94	▲	+9.3%	+8
	Detinue	DT	44	▼	-12.0%	-6
	Bond Forfeiture	BF	41	▼	-14.6%	-7
	Preliminary Protective Order	PP	37	▲	+37.0%	+10
	Protective Order	PO	22	▲	+214.3%	+15
	Impoundment	IM	14	▼	-41.7%	-10
	Admin License	AL	8	▼	-42.9%	-6
	Abstract	AJ	4	▼	-50.0%	-4
	Motion for Judgment	MJ	2	▲	+100.0%	+1
	Petition-Restore Arms	PR	1	↔		-
	Counter Claim	CC	0	▼	-100.0%	-2
	Interrogatory	IN	0	▼	-100.0%	-6
Show Cause	SC	0	▼	-100.0%	-5	
<b>Total</b>			<b>1,001</b>	<b>▲</b>	<b>13.5%</b>	<b>+119</b>
<b>Civil Commitments</b>	Temporary Detention Order	TD	33	▼	-28.3%	-13
	Emergency Custody Order	EC	24	▲	+50.0%	+8
	Mental Commitment	MC	1	▼	-50.0%	-1
<b>Total</b>			<b>58</b>	<b>▼</b>	<b>-9.4%</b>	<b>-6</b>
<b>GRAND TOTAL</b>			<b>4,244</b>	<b>▼</b>	<b>-1.1%</b>	<b>-48</b>

**Dispositions by Major Case Category\*\***

Category	Summary	Change	% Change	Absolute Change
Felony	317	▲	+10.8%	+31
Garnishment	250	▼	+13.6%	+30
General Civil	417	▲	+16.8%	+60
Infraction/Civil Violation	1,467	▲	-15.4%	-267
Landlord /Tenant	121	▲	+33.0%	+30
Misdemeanor	1,216	▲	+9.6%	+107
Other	397	▼	-13.9%	-64
Protective Orders	59	▲	+73.5%	+25

\* Compared to same time period as previous year  
 6/13/2024 2:02:52PM

\*\* Case Type Categories are defined in the 2017 Virginia Judicial Workload Assessment  
 Source: SCV-SQL-Information

**CPSS - GCMS CASELOAD STATISTICS OF THE GENERAL DISTRICT COURTS**

January 2024 thru May 2024 Dispositions (Compared to January 2023 thru May 2023)

---

<i><b>GRAND TOTAL</b></i>	<b>4,244</b>	▼	-1.1%	-48
---------------------------	--------------	---	-------	-----

---

\* Compared to same time period as previous year  
6/13/2024 2:02:52PM

\*\* Case Type Categories are defined in the 2017 Virginia Judicial Workload Assessment  
Source: SCV-SQL-Information

2024 Overall GRAND TOTAL		Distribution of Caseload			Change*		Percentage (%) of Caseload		
<b>2,285</b>	+49 2.2%	<b>Criminal</b>	408	18%	-31.9% ▼	-191	<b>Criminal</b>	2023 26.8%	2024 17.9%
2024	↑	<b>Traffic</b>	1,458	64%	11.6% ▲	+151	<b>Traffic</b>	58.5%	63.8%
2023		<b>Civil</b>	396	17%	28.6% ▲	+88	<b>Civil</b>	13.8%	17.3%
		<b>Civil Commitments</b>	23	1%	4.5% ▲	+1	<b>Civil Commitments</b>	1.0%	1.0%
		<b>GRAND TOTAL</b>	<b>2,285</b>	100%	2.2% ▲	+49	<b>GRAND TOTAL</b>	100%	100%

Dispositions by Division & Code

Division	Case Type Description	Code	Summary	Change	% Change	Absolute Change
<b>Criminal</b>	Misdemeanor	M	221	▼	-24.3%	-71
	Felony	F	124	▼	-40.1%	-83
	Capias	CA	37	▼	-32.7%	-18
	Show Cause	SC	19	▼	-36.7%	-11
	Civil Violation	CV	6	▼	-60.0%	-9
	Restricted Operators License	RL	1	▲	-	+1
	<b>Total</b>			<b>408</b>	▼	<b>-31.9%</b>
<b>Traffic</b>	Infraction	I	1,184	▲	+11.1%	+118
	Misdemeanor	M	239	▲	+17.2%	+35
	Capias	CA	18	▼	-21.7%	-5
	Show Cause	SC	13	▲	+8.3%	+1
	Felony	F	4	▲	+100.0%	+2
<b>Total</b>			<b>1,458</b>	▲	<b>11.6%</b>	<b>+151</b>
<b>Civil</b>	Warrant in Debt	WD	130	▲	+11.1%	+13
	Garnishment	GA	111	▲	+58.6%	+41
	Other	OT	50	▲	+66.7%	+20
	Unlawful Detainer	UD	34	▲	+6.3%	+2
	Preliminary Protective Order	PP	30	▲	+130.8%	+17
	Protective Order	PO	22	▲	+46.7%	+7
	Detinue	DT	6	▲	+20.0%	+1
	Impoundment	IM	3	↔	-	-
	Show Cause	SC	3	▼	-50.0%	-3
	Admin License	AL	2	▲	-	+2
	Overweight	OC	2	▼	-80.0%	-8
	Interrogatory	IN	1	↔	-	-
	Motion for Judgment	MJ	1	▼	-50.0%	-1
	Restricted Operators License	RL	1	▲	-	+1
	Abstract	AJ	0	▼	-100.0%	-3
	Capias	CA	0	▼	-100.0%	-1
<b>Total</b>			<b>396</b>	▲	<b>28.6%</b>	<b>+88</b>
<b>Civil Commitments</b>	Emergency Custody Order	EC	14	▲	+7.7%	+1
	Temporary Detention Order	TD	9	↔	-	-
<b>Total</b>			<b>23</b>	▲	<b>4.5%</b>	<b>+1</b>
<b>GRAND TOTAL</b>			<b>2,285</b>	▲	2.2%	+49

Dispositions by Major Case Category\*\*


Category	Summary	Change	% Change	Absolute Change
Felony	128	▲	-38.8%	-81
Garnishment	112	▲	+57.7%	+41
General Civil	141	▼	+9.3%	+12
Infraction/Civil Violation	1,192	▼	+9.3%	+101
Landlord /Tenant	34	▲	+6.3%	+2
Misdemeanor	462	▲	-6.9%	-34
Other	164	▲	-8.9%	-16
Protective Orders	52	▲	+85.7%	+24
<b>GRAND TOTAL</b>	<b>2,285</b>	▲	2.2%	+49

\* Compared to same time period as previous year  
 6/13/2024 2:02:52PM

\*\* Case Type Categories are defined in the 2017 Virginia Judicial Workload Assessment  
 Source: SCV-SQL-Information



**CPSS - GCMS CASELOAD STATISTICS OF THE GENERAL DISTRICT COURTS**  
 January 2024 thru May 2024 Dispositions (Compared to January 2023 thru May 2023)

2024 Overall GRAND TOTAL		Distribution of Caseload			Change*		Percentage (%) of Caseload		
<b>3,036</b>	-136 -4.3%	<b>Criminal</b>	512	17%	-19.5% ▼	-124	<b>Criminal</b>	20.1%	16.9%
		<b>Traffic</b>	2,182	72%	-4.0% ▼	-92	<b>Traffic</b>	71.7%	71.9%
		<b>Civil</b>	324	11%	27.6% ▲	+70	<b>Civil</b>	8.0%	10.7%
		<b>Civil Commitments</b>	18	1%	125.0% ▲	+10	<b>Civil Commitments</b>	0.3%	0.6%
		<b>GRAND TOTAL</b>	<b>3,036</b>	100%	-4.3% ▼	-136	<b>GRAND TOTAL</b>	100%	100%

**Dispositions by Division & Code**

Division	Case Type Description	Code	Summary	Change	% Change	Absolute Change
<b>Criminal</b>	Misdemeanor	M	281	▼	-11.9%	-38
	Felony	F	142	▼	-28.6%	-57
	Capias	CA	45	▼	-32.8%	-22
	Show Cause	SC	23	▼	-30.3%	-10
	Civil Violation	CV	21	▲	+31.3%	+5
	Restricted Operators License	RL	0	▼	-100.0%	-2
	<b>Total</b>			<b>512</b>	▼	<b>-19.5%</b>
<b>Traffic</b>	Infraction	I	1,754	▼	-2.9%	-53
	Misdemeanor	M	396	▼	-7.0%	-30
	Show Cause	SC	13	▲	+18.2%	+2
	Capias	CA	11	▼	-38.9%	-7
	Felony	F	7	▼	-12.5%	-1
	Civil Violation	CV	1	▼	-75.0%	-3
	<b>Total</b>			<b>2,182</b>	▼	<b>-4.0%</b>
<b>Civil</b>	Warrant in Debt	WD	130	▲	+36.8%	+35
	Garnishment	GA	128	▲	+85.5%	+59
	Unlawful Detainer	UD	18	▼	-33.3%	-9
	Other	OT	17	▼	-32.0%	-8
	Preliminary Protective Order	PP	12	▼	-7.7%	-1
	Admin License	AL	5	▲	+66.7%	+2
	Detinue	DT	5	▲	-	+5
	Protective Order	PO	4	▼	-42.9%	-3
	Abstract	AJ	2	▲	-	+2
	Restricted Operators License	RL	2	▼	-33.3%	-1
	Overweight	OC	1	▼	-50.0%	-1
	Emergency Substantial Risk Order	SR	0	▼	-100.0%	-1
	Impoundment	IM	0	▼	-100.0%	-2
	Interrogatory	IN	0	▼	-100.0%	-4
	Motion for Judgment	MJ	0	▼	-100.0%	-1
Show Cause	SC	0	▼	-100.0%	-2	
<b>Total</b>			<b>324</b>	▲	<b>27.6%</b>	<b>+70</b>
<b>Civil Commitments</b>	Emergency Custody Order	EC	10	▲	+100.0%	+5
	Temporary Detention Order	TD	7	▲	+133.3%	+4
	Mental Commitment	MC	1	▲	-	+1
<b>Total</b>			<b>18</b>	▲	<b>125.0%</b>	<b>+10</b>
<b>GRAND TOTAL</b>			<b>3,036</b>	▼	-4.3%	-136

**Dispositions by Major Case Category\*\***

Category	Summary	Change	% Change	Absolute Change
Felony	149	▼	-28.0%	-58
Garnishment	128	▼	+75.3%	+55
General Civil	136	▲	+37.4%	+37
Infraction/Civil Violation	1,777	▼	-2.8%	-52
Landlord /Tenant	18	▼	-33.3%	-9
Misdemeanor	679	▼	-9.5%	-71
New to Workload Study	0	▼	-100.0%	-1
Other	133	▲	-19.9%	-33

\* Compared to same time period as previous year  
 6/13/2024 2:02:52PM

\*\* Case Type Categories are defined in the 2017 Virginia Judicial Workload Assessment  
 Source: SCV-SQL-Information

**CPSS - GCMS CASELOAD STATISTICS OF THE GENERAL DISTRICT COURTS**  
January 2024 thru May 2024 Dispositions (Compared to January 2023 thru May 2023)

---

Protective Orders	16	▼	-20.0%	-4
<b>GRAND TOTAL</b>	<b>3,036</b>	▼	-4.3%	-136

---

\* Compared to same time period as previous year  
6/13/2024 2:02:52PM

\*\* Case Type Categories are defined in the 2017 Virginia Judicial Workload Assessment  
Source: SCV-SQL-Information



2024 Overall GRAND TOTAL		Distribution of Caseload			Change*		Percentage (%) of Caseload		
<b>5,043</b>	+257 5.4%	<b>Criminal</b>	1,329	26%	5.0% ▲	+63	<b>Criminal</b>	2023 26.5%	2024 26.4%
2024	↑	<b>Traffic</b>	2,592	51%	4.1% ▲	+103	<b>Traffic</b>	52.0%	51.4%
2023		<b>Civil</b>	1,076	21%	9.9% ▲	+97	<b>Civil</b>	20.5%	21.3%
		<b>Civil Commitments</b>	46	1%	-11.5% ▼	-6	<b>Civil Commitments</b>	1.1%	0.9%
		<b>GRAND TOTAL</b>	<b>5,043</b>	100%	5.4% ▲	+257	<b>GRAND TOTAL</b>	100%	100%

**Dispositions by Division & Code**

Division	Case Type Description	Code	Summary	Change	% Change	Absolute Change
<b>Criminal</b>	Misdemeanor	M	842	▲	+10.1%	+77
	Felony	F	194	▼	-18.8%	-45
	Capias	CA	173	▼	-1.1%	-2
	Show Cause	SC	103	▲	+51.5%	+35
	Civil Violation	CV	17	▼	-10.5%	-2
	<b>Total</b>			<b>1,329</b>	<b>▲</b>	<b>5.0%</b>
<b>Traffic</b>	Infraction	I	1,820	▲	+4.2%	+73
	Misdemeanor	M	674	▲	+2.4%	+16
	Show Cause	SC	45	▲	+18.4%	+7
	Capias	CA	42	▲	+23.5%	+8
	Felony	F	10	▼	-9.1%	-1
	Civil Violation	CV	1	↔	-	-
	<b>Total</b>			<b>2,592</b>	<b>▲</b>	<b>4.1%</b>
<b>Civil</b>	Warrant in Debt	WD	382	▲	+24.8%	+76
	Garnishment	GA	328	▲	+22.4%	+60
	Other	OT	124	▼	-4.6%	-6
	Unlawful Detainer	UD	110	▼	-17.3%	-23
	Preliminary Protective Order	PP	47	▲	+27.0%	+10
	Protective Order	PO	29	▲	+190.0%	+19
	Show Cause	SC	13	▼	-27.8%	-5
	Admin License	AL	10	▲	+66.7%	+4
	Detinue	DT	9	▼	-25.0%	-3
	Impoundment	IM	7	▼	-53.3%	-8
	Bond Forfeiture	BF	6	▼	-57.1%	-8
	Interrogatory	IN	3	▲	-	+3
	Overweight	OC	2	▼	-60.0%	-3
	Restricted Operators License	RL	2	▼	-50.0%	-2
	Tenants Assertion	TA	2	▲	-	+2
	Capias	CA	1	▼	-92.9%	-13
	Motion for Judgment	MJ	1	▼	-80.0%	-4
	Petition-Restore Arms	PR	0	▼	-100.0%	-2
<b>Total</b>			<b>1,076</b>	<b>▲</b>	<b>9.9%</b>	<b>+97</b>
<b>Civil Commitments</b>	Emergency Custody Order	EC	26	▲	+18.2%	+4
	Temporary Detention Order	TD	19	▲	+5.6%	+1
	Other	OT	1	▲	-	+1
	Mental Commitment	MC	0	▼	-100.0%	-11
	Petition	PT	0	▼	-100.0%	-1
<b>Total</b>			<b>46</b>	<b>▼</b>	<b>-11.5%</b>	<b>-6</b>
<b>GRAND TOTAL</b>			<b>5,043</b>	<b>▲</b>	<b>5.4%</b>	<b>+257</b>

**Dispositions by Major Case Category\*\***

Category	Summary	Change	% Change	Absolute Change
Felony	204	▼	-18.4%	-46
Garnishment	331	▲	+23.5%	+63
General Civil	417	▼	+15.5%	+56
Infraction/Civil Violation	1,840	▼	+3.8%	+68
Involuntary Civil Commitments	1	▲	-	0
Landlord /Tenant	112	▲	-15.8%	-21

\* Compared to same time period as previous year  
 6/13/2024 2:02:52PM

\*\* Case Type Categories are defined in the 2017 Virginia Judicial Workload Assessment  
 Source: SCV-SQL-Information

**CPSS - GCMS CASELOAD STATISTICS OF THE GENERAL DISTRICT COURTS**

January 2024 thru May 2024 Dispositions (Compared to January 2023 thru May 2023)

Misdemeanor	1,518	▼	+6.4%	+91
Other	544	▼	+3.2%	+17
Protective Orders	76	▲	+61.7%	+29
<b>GRAND TOTAL</b>	<b>5,043</b>	▲	5.4%	+257

\* Compared to same time period as previous year  
6/13/2024 2:02:52PM

\*\* Case Type Categories are defined in the 2017 Virginia Judicial Workload Assessment  
Source: SCV-SQL-Information

2024 Overall GRAND TOTAL		Distribution of Caseload			Change*		Percentage (%) of Caseload		
<b>51,687</b>	+8,400 19.4%	<b>Criminal</b>	9,184	18%	36.6% ▲	+2,460	<b>Criminal</b>	2023 15.5%	2024 17.8%
2024	↑	<b>Traffic</b>	30,176	58%	19.5% ▲	+4,922	<b>Traffic</b>	58.3%	58.4%
2023		<b>Civil</b>	11,915	23%	9.3% ▲	+1,018	<b>Civil</b>	25.2%	23.1%
		<b>Civil Commitments</b>	412	1%	0.0%	0	<b>Civil Commitments</b>	1.0%	0.8%
		<b>GRAND TOTAL</b>	<b>51,687</b>	100%	19.4% ▲	+8,400	<b>GRAND TOTAL</b>	100%	100%

**Dispositions by Division & Code**

Division	Case Type Description	Code	Summary	Change	% Change	Absolute Change
<b>Criminal</b>	Misdemeanor	M	4,428	▲	+23.8%	+851
	Felony	F	2,212	▲	+33.2%	+551
	Capias	CA	1,889	▲	+97.2%	+931
	Show Cause	SC	394	▲	+23.9%	+76
	Civil Violation	CV	261	▲	+24.3%	+51
	<b>Total</b>			<b>9,184</b>	<b>▲</b>	<b>36.6%</b>
<b>Traffic</b>	Infraction	I	24,692	▲	+20.5%	+4,200
	Misdemeanor	M	5,133	▲	+15.0%	+669
	Capias	CA	120	▲	+57.9%	+44
	Felony	F	81	▼	-18.2%	-18
	Civil Violation	CV	79	▲	+79.5%	+35
	Other	O	32	▼	-28.9%	-13
	Show Cause	SC	26	▲	+4.0%	+1
	Restricted Operators License	RL	13	▲	+44.4%	+4
	<b>Total</b>			<b>30,176</b>	<b>▲</b>	<b>19.5%</b>
<b>Civil</b>	Warrant in Debt	WD	5,078	▲	+27.0%	+1,079
	Garnishment	GA	2,744	▼	-10.5%	-321
	Unlawful Detainer	UD	2,176	▲	+12.4%	+240
	Admin License	AL	404	▲	+2.5%	+10
	Other	OT	271	▲	+4.6%	+12
	Zoning Violation	ZO	252	▼	-11.0%	-31
	Preliminary Protective Order	PP	198	▲	+10.0%	+18
	Show Cause	SC	179	▼	-7.3%	-14
	Protective Order	PO	174	▲	+18.4%	+27
	Abstract	AJ	133	▲	+12.7%	+15
	Interrogatory	IN	124	▼	-13.9%	-20
	Impoundment	IM	71	▲	+6.0%	+4
	Counter Claim	CC	23	▲	+53.3%	+8
	Overweight	OC	20	▲	+33.3%	+5
	Tenants Assertion	TA	19	▲	+46.2%	+6
	Detinue	DT	16	▼	-55.6%	-20
	Motion for Judgment	MJ	9	▼	-25.0%	-3
	Capias	CA	8	▼	-27.3%	-3
	Motor Carrier	MC	7	▲	-	+7
	Bond Forfeiture	BF	3	▼	-25.0%	-1
	Third Party Claim	TH	3	▲	+50.0%	+1
	Petition-Restore Arms	PR	2	▲	+100.0%	+1
	Restricted Operators License	RL	1	▼	-66.7%	-2
<b>Total</b>			<b>11,915</b>	<b>▲</b>	<b>9.3%</b>	<b>+1,018</b>
<b>Civil Commitments</b>	Temporary Detention Order	TD	188	▲	+1.1%	+2
	Mental Commitment	MC	167	▲	+16.8%	+24
	Emergency Custody Order	EC	47	▼	-32.9%	-23
	Petition	PT	8	▲	+300.0%	+6
	Medical Emergency Custody Order	ME	1	▼	-80.0%	-4
	Medical Emergency Temporary Detention Order	MT	1	▼	-75.0%	-3
	Other	OT	0	▼	-100.0%	-2
<b>Total</b>			<b>412</b>		<b>0.0%</b>	<b>0</b>
<b>GRAND TOTAL</b>			<b>51,687</b>	<b>▲</b>	<b>19.4%</b>	<b>+8,400</b>

\* Compared to same time period as previous year  
 6/13/2024 2:02:52PM

\*\* Case Type Categories are defined in the 2017 Virginia Judicial Workload Assessment  
 Source: SCV-SQL-Information

**Dispositions by Major Case Category\*\***

Category	Summary	Change	% Change	Absolute Change
Felony	2,293	▲	+30.3%	+533
Garnishment	2,868	▼	-10.6%	-341
General Civil	5,265	▲	+25.6%	+1,074
Infraction/Civil Violation	25,091	▲	+20.6%	+4,285
Involuntary Civil Commitments	8	▲	+100.0%	+4
Landlord /Tenant	2,195	▲	+12.6%	+246
Misdemeanor	9,827	▲	+17.9%	+1,491
Other	3,768	▲	+39.3%	+1,063
Protective Orders	372	▲	+13.8%	+45
<b>GRAND TOTAL</b>	<b>51,687</b>	▲	19.4%	+8,400

\* Compared to same time period as previous year  
 6/13/2024 2:02:52PM

\*\* Case Type Categories are defined in the 2017 Virginia Judicial Workload Assessment  
 Source: SCV-SQL-Information

2024 Overall GRAND TOTAL		Distribution of Caseload			Change*		Percentage (%) of Caseload		
<b>6,234</b>	+1,306 26.5%	<b>Criminal</b>	457	7%	-2.4% ▼	-11	<b>Criminal</b>	2023 9.5%	2024 7.3%
2024		<b>Traffic</b>	4,571	73%	43.5% ▲	+1,386	<b>Traffic</b>	64.6%	73.3%
2023		<b>Civil</b>	1,163	19%	-6.5% ▼	-81	<b>Civil</b>	25.2%	18.7%
		<b>Civil Commitments</b>	43	1%	38.7% ▲	+12	<b>Civil Commitments</b>	0.6%	0.7%
		<b>GRAND TOTAL</b>	<b>6,234</b>	100%	26.5% ▲	+1,306	<b>GRAND TOTAL</b>	100%	100%

**Dispositions by Division & Code**

Division	Case Type Description	Code	Summary	Change	% Change	Absolute Change
<b>Criminal</b>	Misdemeanor	M	318	▲	+20.5%	+54
	Felony	F	73	▼	-47.5%	-66
	Show Cause	SC	32	▲	+6.7%	+2
	Capias	CA	22	↔		-
	Civil Violation	CV	12	▼	-7.7%	-1
	<b>Total</b>			<b>457</b>	▼	<b>-2.4%</b>
<b>Traffic</b>	Infraction	I	3,452	▲	+38.2%	+955
	Misdemeanor	M	1,077	▲	+65.4%	+426
	Capias	CA	22	▲	+10.0%	+2
	Felony	F	10	▲	+25.0%	+2
	Show Cause	SC	10	▲	+25.0%	+2
	Civil Violation	CV	0	▼	-100.0%	-1
	<b>Total</b>			<b>4,571</b>	▲	<b>43.5%</b>
<b>Civil</b>	Warrant in Debt	WD	470	▼	-7.7%	-39
	Garnishment	GA	468	▲	+7.3%	+32
	Unlawful Detainer	UD	91	▲	+4.6%	+4
	Other	OT	38	▼	-29.6%	-16
	Detinue	DT	29	▼	-29.3%	-12
	Preliminary Protective Order	PP	19	▼	-9.5%	-2
	Protective Order	PO	19	▼	-36.7%	-11
	Abstract	AJ	8	▼	-46.7%	-7
	Admin License	AL	8	▲	+14.3%	+1
	Impoundment	IM	7	▲	+75.0%	+3
	Counter Claim	CC	2	↔		-
	Motion for Judgment	MJ	1	▲		+1
	Overweight	OC	1	▼	-96.8%	-30
	Tenants Assertion	TA	1	▼	-50.0%	-1
	Third Party Claim	TH	1	▲		+1
	Interrogatory	IN	0	▼	-100.0%	-2
	Restricted Operators License	RL	0	▼	-100.0%	-2
	Show Cause	SC	0	▼	-100.0%	-1
<b>Total</b>			<b>1,163</b>	▼	<b>-6.5%</b>	<b>-81</b>
<b>Civil Commitments</b>	Temporary Detention Order	TD	33	▲	+22.2%	+6
	Emergency Custody Order	EC	9	▲	+200.0%	+6
	Mental Commitment	MC	1	↔		-
	<b>Total</b>			<b>43</b>	▲	<b>38.7%</b>
<b>GRAND TOTAL</b>			<b>6,234</b>	▲	26.5%	+1,306

**Dispositions by Major Case Category\*\***

Category	Summary	Change	% Change	Absolute Change
Felony	83	▼	-43.5%	-64
Garnishment	468	▼	+6.8%	+30
General Civil	504	▲	-9.0%	-50
Infraction/Civil Violation	3,465	▼	+36.3%	+923
Landlord /Tenant	92	▼	+3.4%	+3
Misdemeanor	1,395	▼	+52.1%	+478
Other	189	▲	-0.5%	-1

\* Compared to same time period as previous year  
 6/13/2024 2:02:52PM

\*\* Case Type Categories are defined in the 2017 Virginia Judicial Workload Assessment  
 Source: SCV-SQL-Information

**CPSS - GCMS CASELOAD STATISTICS OF THE GENERAL DISTRICT COURTS**  
January 2024 thru May 2024 Dispositions (Compared to January 2023 thru May 2023)

Protective Orders	38	▼	-25.5%	-13
<b>GRAND TOTAL</b>	<b>6,234</b>	▲	26.5%	+1,306

\* Compared to same time period as previous year  
6/13/2024 2:02:52PM

\*\* Case Type Categories are defined in the 2017 Virginia Judicial Workload Assessment  
Source: SCV-SQL-Information

2024 Overall GRAND TOTAL		Distribution of Caseload			Change*		Percentage (%) of Caseload		
<b>12,064</b>	+1,975 19.6%	<b>Criminal</b>	287	2%	10.0% ▲	+26	<b>Criminal</b>	2023 2.6%	2024 2.4%
2024	↑	<b>Traffic</b>	11,431	95%	21.2% ▲	+2,003	<b>Traffic</b>	93.4%	94.8%
2023		<b>Civil</b>	338	3%	-12.0% ▼	-46	<b>Civil</b>	3.8%	2.8%
		<b>Civil Commitments</b>	8	0%	-50.0% ▼	-8	<b>Civil Commitments</b>	0.2%	0.1%
		<b>GRAND TOTAL</b>	<b>12,064</b>	100%	19.6% ▲	+1,975	<b>GRAND TOTAL</b>	100%	100%

Dispositions by Division & Code

Division	Case Type Description	Code	Summary	Change	% Change	Absolute Change
<b>Criminal</b>	Misdemeanor	M	170	▲	+13.3%	+20
	Felony	F	88	▲	+18.9%	+14
	Show Cause	SC	14	▼	-22.2%	-4
	Capias	CA	8	▼	-46.7%	-7
	Civil Violation	CV	7	▲	+75.0%	+3
	<b>Total</b>			<b>287</b>	<b>▲</b>	<b>10.0%</b>
<b>Traffic</b>	Infraction	I	9,532	▲	+20.4%	+1,614
	Misdemeanor	M	1,820	▲	+24.6%	+359
	Capias	CA	55	▲	+44.7%	+17
	Show Cause	SC	16	▲	+166.7%	+10
	Felony	F	8	▲	+60.0%	+3
	<b>Total</b>			<b>11,431</b>	<b>▲</b>	<b>21.2%</b>
<b>Civil</b>	Warrant in Debt	WD	120	▼	-26.8%	-44
	Garnishment	GA	118	▼	-1.7%	-2
	Unlawful Detainer	UD	44	▲	+51.7%	+15
	Other	OT	22	▼	-31.3%	-10
	Preliminary Protective Order	PP	8	▲	+166.7%	+5
	Admin License	AL	7	↔		-
	Detinue	DT	6	▲	+20.0%	+1
	Protective Order	PO	6	▲	+50.0%	+2
	Impoundment	IM	4	▼	-20.0%	-1
	Abstract	AJ	3	▼	-70.0%	-7
	Interrogatory	IN	0	▼	-100.0%	-4
	Show Cause	SC	0	▼	-100.0%	-1
	<b>Total</b>			<b>338</b>	<b>▼</b>	<b>-12.0%</b>
<b>Civil Commitments</b>	Temporary Detention Order	TD	5	▼	-54.5%	-6
	Emergency Custody Order	EC	3	▼	-40.0%	-2
	<b>Total</b>		<b>8</b>	<b>▼</b>	<b>-50.0%</b>	<b>-8</b>
<b>GRAND TOTAL</b>			<b>12,064</b>	<b>▲</b>	<b>19.6%</b>	<b>+1,975</b>

Dispositions by Major Case Category\*\*

Category	Summary	Change	% Change	Absolute Change	
Felony	96	▲	+21.5%	+17	
Garnishment	118	▼	-4.8%	-6	
General Civil	128	▼	-25.1%	-43	
Infraction/Civil Violation	9,539	▲	+20.4%	+1,617	
Landlord /Tenant	44	▲	+51.7%	+15	
Misdemeanor	1,990	▲	+23.5%	+379	
Other	135	▼	-7.5%	-11	
Protective Orders	14	▲	+100.0%	+7	
<b>GRAND TOTAL</b>		<b>12,064</b>	<b>▲</b>	<b>19.6%</b>	<b>+1,975</b>

\* Compared to same time period as previous year  
 6/13/2024 2:02:52PM

\*\* Case Type Categories are defined in the 2017 Virginia Judicial Workload Assessment  
 Source: SCV-SQL-Information