

# CPSS - GCMS CASELOAD STATISTICS OF THE GENERAL DISTRICT COURTS

January 2024 thru September 2024 Dispositions (Compared to January 2023 thru September 2023)

2024 Overall GRAND TOTAL		Distribution of Caseload			Change*		Percentage (%) of Caseload		
<b>1,818,983</b> +129,270 7.7% 	<b>Criminal</b>	240,375	13%	5.8% ▲	+13,123	<b>Criminal</b>	2023: 13.4%	2024: 13.2%	
	<b>Traffic</b>	1,043,437	57%	8.9% ▲	+84,937	<b>Traffic</b>	56.7%	57.4%	
	<b>Civil</b>	497,214	27%	6.4% ▲	+29,984	<b>Civil</b>	27.7%	27.3%	
	<b>Civil Commitments</b>	37,957	2%	3.3% ▲	+1,226	<b>Civil Commitments</b>	2.2%	2.1%	
	<b>GRAND TOTAL</b>	<b>1,818,983</b>	100%	7.7% ▲	+129,270	<b>GRAND TOTAL</b>	100%	100%	

## Dispositions by Division & Code

Division	Case Type Description	Code	Summary	Change	% Change	Absolute Change
<b>Criminal</b>	Misdemeanor	M	137,211	▲	+7.7%	+9,856
	Felony	F	62,855	▲	+0.1%	+36
	Capias	CA	23,286	▲	+11.3%	+2,356
	Show Cause	SC	10,767	▲	+3.4%	+352
	Civil Violation	CV	6,062	▲	+9.8%	+542
	Motion	MO	109	▼	-14.8%	-19
	Restricted Operators License	RL	85	↔		-
	<b>Total</b>			<b>240,375</b>	<b>▲</b>	<b>5.8%</b>
<b>Traffic</b>	Infraction	I	823,855	▲	+9.3%	+69,756
	Misdemeanor	M	194,709	▲	+7.7%	+13,841
	Capias	CA	8,841	▲	+6.3%	+524
	Show Cause	SC	5,740	▲	+10.5%	+544
	Civil Violation	CV	3,655	▲	+36.0%	+968
	Other	O	3,072	▼	-12.9%	-454
	Felony	F	2,924	▲	+0.8%	+23
	Restricted Operators License	RL	347	▼	-24.7%	-114
	Motion	MO	294	▼	-33.9%	-151
<b>Total</b>			<b>1,043,437</b>	<b>▲</b>	<b>8.9%</b>	<b>+84,937</b>
<b>Civil</b>	Warrant in Debt	WD	194,189	▲	+25.2%	+39,056
	Garnishment	GA	129,215	▼	-1.8%	-2,307
	Unlawful Detainer	UD	100,301	▼	-3.3%	-3,430
	Other	OT	15,203	▼	-1.4%	-221
	Preliminary Protective Order	PP	9,472	▲	+3.0%	+276
	Admin License	AL	9,187	▲	+0.2%	+18
	Protective Order	PO	7,193	▲	+6.6%	+447
	Show Cause	SC	5,305	▼	-9.7%	-569
	Detinue	DT	5,129	▼	-14.6%	-878
	Motion for Judgment	MJ	4,679	▼	-15.8%	-880
	Interrogatory	IN	4,332	▲	+1.6%	+69
	Abstract	AJ	3,895	▼	-18.5%	-886
	Bond Forfeiture	BF	2,789	▼	-0.8%	-23
	Impoundment	IM	2,759	▲	+0.4%	+10
	Zoning Violation	ZO	1,070	▼	-30.5%	-469
	Tenants Assertion	TA	789	▲	+4.5%	+34
	Counter Claim	CC	504	▼	-12.5%	-72
	Overweight	OC	491	▼	-16.2%	-95
	Capias	CA	184	▼	-25.5%	-63
	Petition-Restore Arms	PR	180	▼	-17.8%	-39
	Motor Carrier	MC	152	▼	-5.6%	-9
	Interrogatory-Not	IC	79	▲	+6.8%	+5
	Third Party Claim	TH	43	▲	+7.5%	+3
	Restricted Operators License	RL	33	▼	-21.4%	-9
	Cross Claim	CR	17	▲	+88.9%	+8
	Mechanic's Lien	ML	8	▲	+14.3%	+1
	Detinue Seizure	DZ	6	▲	+500.0%	+5
	Petition to Require Blood Test	BT	6	▲	+20.0%	+1
	Distress Seizure	DS	2	▲	+100.0%	+1
	Attachment	AT	1	▲	-	+1
	Emergency Substantial Risk Order	SR	1	▼	-50.0%	-1
<b>Total</b>			<b>497,214</b>	<b>▲</b>	<b>6.4%</b>	<b>+29,984</b>
<b>Civil Commitments</b>	Mental Commitment	MC	16,482	▲	+4.2%	+659
	Temporary Detention Order	TD	12,124	▲	+0.7%	+83

\* Compared to same time period as previous year

\*\* Case Type Categories are defined in the 2017 Virginia Judicial Workload Assessment

**CPSS - GCMS CASELOAD STATISTICS OF THE GENERAL DISTRICT COURTS**

January 2024 thru September 2024 Dispositions (Compared to January 2023 thru September 2023)

			Summary	Change	% Change	Absolute Change
<b>Civil Commitments</b>	Emergency Custody Order	EC	5,616	▼	-1.2%	-69
	Other	OT	3,222	▲	+21.8%	+577
	Medical Emergency Temporary Detention Order	MT	280	▼	-7.9%	-24
	Petition	PT	216	▲	+3.8%	+8
	Medical Emergency Custody Order	ME	17	▼	-32.0%	-8
	Total			<b>37,957</b>	▲	<b>3.3%</b>
<b>GRAND TOTAL</b>			<b>1,818,983</b>	▲	7.7%	+129,270

**Dispositions by Major Case Category\*\***

Category	Summary	Change	% Change	Absolute Change
Felony	65,779	▲	+0.1%	+59
Garnishment	133,547	▼	-1.6%	-2,238
General Civil	206,491	▲	+21.9%	+37,084
Infracton/Civil Violation	837,287	▲	+9.2%	+70,708
Involuntary Civil Commitments	3,438	▲	+20.5%	+585
Landlord /Tenant	101,090	▲	-3.3%	-3,396
Misdemeanor	333,455	▼	+7.4%	+23,105
New to Workload Study	1	▼	-50.0%	-1
Other	121,230	▲	+2.2%	+2,641
Protective Orders	16,665	▲	+4.5%	+723
<b>GRAND TOTAL</b>	<b>1,818,983</b>	▲	7.7%	+129,270

\* Compared to same time period as previous year  
10/15/2024 1:33:13PM

\*\* Case Type Categories are defined in the 2017 Virginia Judicial Workload Assessment  
Source: SCV-SQL-Information

**CPSS - GCMS CASELOAD STATISTICS OF THE GENERAL DISTRICT COURTS**

January 2024 thru September 2024 Dispositions (Compared to January 2023 thru September 2023)

2024 Overall GRAND TOTAL		Distribution of Caseload			Change*		Percentage (%) of Caseload		
<b>40,269</b>	+2,519 6.7%	<b>Criminal</b>	5,179	13%	4.2% ▲	+208	<b>Criminal</b>	2023 13.2%	2024 12.9%
2024		<b>Traffic</b>	13,253	33%	12.9% ▲	+1,511	<b>Traffic</b>	31.1%	32.9%
2023		<b>Civil</b>	20,961	52%	3.6% ▲	+737	<b>Civil</b>	53.6%	52.1%
		<b>Civil Commitments</b>	876	2%	7.7% ▲	+63	<b>Civil Commitments</b>	2.2%	2.2%
		<b>GRAND TOTAL</b>	<b>40,269</b>	100%	6.7% ▲	+2,519	<b>GRAND TOTAL</b>	100%	100%

**Dispositions by Division & Code**

Division	Case Type Description	Code	Summary	Change	% Change	Absolute Change
<b>Criminal</b>	Misdemeanor	M	2,558	▲	+5.7%	+138
	Felony	F	1,897	▼	-4.8%	-95
	Capias	CA	555	▲	+42.7%	+166
	Show Cause	SC	134	▲	+2.3%	+3
	Civil Violation	CV	34	▼	-12.8%	-5
	Restricted Operators License	RL	1	▲	-	+1
	<b>Total</b>			<b>5,179</b>	<b>▲</b>	<b>4.2%</b>
<b>Traffic</b>	Infraction	I	8,375	▲	+25.4%	+1,694
	Misdemeanor	M	3,402	▲	+7.1%	+227
	Civil Violation	CV	753	▼	-42.0%	-545
	Capias	CA	392	▲	+50.2%	+131
	Felony	F	146	▼	-12.6%	-21
	Show Cause	SC	96	▼	-17.9%	-21
	Other	O	88	▲	+109.5%	+46
	Restricted Operators License	RL	1	↔	-	-
<b>Total</b>			<b>13,253</b>	<b>▲</b>	<b>12.9%</b>	<b>+1,511</b>
<b>Civil</b>	Warrant in Debt	WD	8,711	▲	+27.0%	+1,854
	Garnishment	GA	6,687	▼	-4.9%	-343
	Unlawful Detainer	UD	3,053	▼	-8.5%	-283
	Other	OT	428	▼	+0.7%	+3
	Zoning Violation	ZO	362	▼	-45.5%	-302
	Preliminary Protective Order	PP	313	▼	-2.8%	-9
	Show Cause	SC	281	▼	-19.5%	-68
	Protective Order	PO	267	▲	+1.9%	+5
	Admin License	AL	242	▲	+10.5%	+23
	Abstract	AJ	132	▼	-35.6%	-73
	Motion for Judgment	MJ	106	▼	-16.5%	-21
	Detinue	DT	93	▼	-3.1%	-3
	Interrogatory	IN	92	▼	-1.1%	-1
	Bond Forfeiture	BF	81	▼	-33.6%	-41
	Impoundment	IM	41	▼	-25.5%	-14
	Overweight	OC	27	▲	+17.4%	+4
	Tenants Assertion	TA	23	▲	+43.8%	+7
	Counter Claim	CC	9	▼	-18.2%	-2
	Petition-Restore Arms	PR	6	▲	+50.0%	+2
	Capias	CA	2	▼	-60.0%	-3
	Cross Claim	CR	2	▲	-	+2
Third Party Claim	TH	2	↔	-	-	
Interrogatory-Not	IC	1	▲	-	+1	
Mechanic's Lien	ML	0	▼	-100.0%	-1	
<b>Total</b>			<b>20,961</b>	<b>▲</b>	<b>3.6%</b>	<b>+737</b>
<b>Civil Commitments</b>	Temporary Detention Order	TD	317	▲	+12.8%	+36
	Emergency Custody Order	EC	295	▲	+10.1%	+27
	Mental Commitment	MC	235	▼	-5.2%	-13
	Other	OT	18	▲	+157.1%	+11
	Medical Emergency Temporary Detention Order	MT	10	▲	+42.9%	+3
	Petition	PT	1	▲	-	+1
	Medical Emergency Custody Order	ME	0	▼	-100.0%	-2
<b>Total</b>			<b>876</b>	<b>▲</b>	<b>7.7%</b>	<b>+63</b>
<b>GRAND TOTAL</b>			<b>40,269</b>	<b>▲</b>	<b>6.7%</b>	<b>+2,519</b>

\* Compared to same time period as previous year  
10/15/2024 1:33:13PM

\*\* Case Type Categories are defined in the 2017 Virginia Judicial Workload Assessment  
Source: SCV-SQL-Information

**Dispositions by Major Case Category\*\***

Category	Summary	Change	% Change	Absolute Change
Felony	2,043	▼	-5.4%	-116
Garnishment	6,779	▼	-4.8%	-344
General Civil	8,937	▼	+25.7%	+1,830
Infraction/Civil Violation	9,277	▲	+14.8%	+1,194
Involuntary Civil Commitments	19	▲	+171.4%	+12
Landlord /Tenant	3,076	▲	-8.2%	-276
Misdemeanor	6,324	▲	+1.0%	+64
Other	3,234	▲	+5.2%	+159
Protective Orders	580	▼	-0.7%	-4
<b>GRAND TOTAL</b>	<b>40,269</b>	▲	6.7%	+2,519

\* Compared to same time period as previous year  
 10/15/2024 1:33:13PM

\*\* Case Type Categories are defined in the 2017 Virginia Judicial Workload Assessment  
 Source: SCV-SQL-Information

2024 Overall GRAND TOTAL		Distribution of Caseload			Change*		Percentage (%) of Caseload		
<b>98,174</b>	+3,525 3.7%	<b>Criminal</b>	11,264	11%	-0.3% ▼	-33	<b>Criminal</b>	2023 11.9%	2024 11.5%
2024		<b>Traffic</b>	41,288	42%	4.3% ▲	+1,684	<b>Traffic</b>	41.8%	42.1%
2023		<b>Civil</b>	44,202	45%	4.7% ▲	+1,982	<b>Civil</b>	44.6%	45.0%
		<b>Civil Commitments</b>	1,420	1%	-7.1% ▼	-108	<b>Civil Commitments</b>	1.6%	1.4%
		<b>GRAND TOTAL</b>	<b>98,174</b>	100%	3.7% ▲	+3,525	<b>GRAND TOTAL</b>	100%	100%

**Dispositions by Division & Code**

Division	Case Type Description	Code	Summary	Change	% Change	Absolute Change
<b>Criminal</b>	Misdemeanor	M	6,867	▲	+0.7%	+45
	Felony	F	2,957	▼	-11.4%	-379
	Capias	CA	769	▲	+37.3%	+209
	Civil Violation	CV	502	▲	+26.8%	+106
	Show Cause	SC	169	▼	-7.7%	-14
	<b>Total</b>			<b>11,264</b>	▼	<b>-0.3%</b>
<b>Traffic</b>	Infraction	I	29,082	▲	+3.9%	+1,079
	Misdemeanor	M	10,499	▲	+5.6%	+556
	Capias	CA	935	▲	+22.1%	+169
	Show Cause	SC	367	▲	+27.9%	+80
	Other	O	299	▼	-7.7%	-25
	Civil Violation	CV	102	▼	-62.5%	-170
	Restricted Operators License	RL	4	▼	-55.6%	-5
	<b>Total</b>			<b>41,288</b>	▲	<b>4.3%</b>
<b>Civil</b>	Garnishment	GA	16,488	▲	+9.7%	+1,455
	Warrant in Debt	WD	13,142	▲	+21.3%	+2,311
	Unlawful Detainer	UD	7,395	▼	-16.9%	-1,500
	Motion for Judgment	MJ	1,593	▼	-9.9%	-176
	Abstract	AJ	1,014	▲	+13.4%	+120
	Admin License	AL	917	▼	-11.2%	-116
	Other	OT	677	▼	-5.6%	-40
	Show Cause	SC	627	▼	-2.6%	-17
	Preliminary Protective Order	PP	529	▲	+1.0%	+5
	Protective Order	PO	469	▲	+5.2%	+23
	Bond Forfeiture	BF	394	▲	+5.1%	+19
	Interrogatory	IN	378	▲	+12.8%	+43
	Detinue	DT	311	▼	-26.1%	-110
	Impoundment	IM	83	▼	-29.1%	-34
	Tenants Assertion	TA	76	▲	+26.7%	+16
	Overweight	OC	41	▲	+24.2%	+8
	Counter Claim	CC	39	▼	-26.4%	-14
	Capias	CA	11	▼	-35.3%	-6
	Petition-Restore Arms	PR	11	▼	-8.3%	-1
	Third Party Claim	TH	4	▼	-33.3%	-2
	Cross Claim	CR	1	▼	-50.0%	-1
	Mechanic's Lien	ML	1	▲	-	+1
	Restricted Operators License	RL	1	↔	-	-
	Petition to Require Blood Test	BT	0	▼	-100.0%	-2
<b>Total</b>			<b>44,202</b>	▲	<b>4.7%</b>	<b>+1,982</b>
<b>Civil Commitments</b>	Mental Commitment	MC	856	▼	-4.5%	-40
	Temporary Detention Order	TD	397	▼	-15.2%	-71
	Other	OT	102	▲	+37.8%	+28
	Emergency Custody Order	EC	64	▼	-28.1%	-25
	Medical Emergency Temporary Detention Order	MT	1	↔	-	-
<b>Total</b>			<b>1,420</b>	▼	<b>-7.1%</b>	<b>-108</b>
<b>GRAND TOTAL</b>			<b>98,174</b>	▲	3.7%	+3,525

\* Compared to same time period as previous year  
 10/15/2024 1:33:13PM

\*\* Case Type Categories are defined in the 2017 Virginia Judicial Workload Assessment  
 Source: SCV-SQL-Information

**Dispositions by Major Case Category\*\***

Category	Summary	Change	% Change	Absolute Change
Felony	2,957	▼	-11.4%	-379
Garnishment	16,866	▲	+9.7%	+1,498
General Civil	15,098	▲	+15.5%	+2,024
Infraction/Civil Violation	30,026	▼	+3.4%	+998
Involuntary Civil Commitments	102	▲	+37.8%	+28
Landlord /Tenant	7,471	▲	-16.6%	-1,484
Misdemeanor	17,371	▼	+3.6%	+596
Other	7,285	▼	+3.1%	+216
Protective Orders	998	▲	+2.9%	+28
<b>GRAND TOTAL</b>	<b>98,174</b>	▲	3.7%	+3,525

\* Compared to same time period as previous year  
 10/15/2024 1:33:13PM

\*\* Case Type Categories are defined in the 2017 Virginia Judicial Workload Assessment  
 Source: SCV-SQL-Information

**CPSS - GCMS CASELOAD STATISTICS OF THE GENERAL DISTRICT COURTS**

January 2024 thru September 2024 Dispositions (Compared to January 2023 thru September 2023)

**Portsmouth**

District: 3 FIPS: 740

2024 Overall GRAND TOTAL		Distribution of Caseload			Change*		Percentage (%) of Caseload		
<b>23,768</b>	+1,494 6.7%	<b>Criminal</b>	3,107	13%	-12.9% ▼	-459	<b>Criminal</b>	2023 16.0%	2024 13.1%
2024		<b>Traffic</b>	11,147	47%	25.2% ▲	+2,241	<b>Traffic</b>	40.0%	46.9%
2023		<b>Civil</b>	9,053	38%	-3.1% ▼	-291	<b>Civil</b>	42.0%	38.1%
		<b>Civil Commitments</b>	461	2%	0.7% ▲	+3	<b>Civil Commitments</b>	2.1%	1.9%
		<b>GRAND TOTAL</b>	<b>23,768</b>	100%	6.7% ▲	+1,494	<b>GRAND TOTAL</b>	100%	100%

**Dispositions by Division & Code**

Division	Case Type Description	Code	Summary	Change	% Change	Absolute Change
<b>Criminal</b>	Misdemeanor	M	1,707	▼	-11.0%	-211
	Felony	F	985	▼	-19.1%	-233
	Capias	CA	305	▼	-7.0%	-23
	Show Cause	SC	80	▲	+77.8%	+35
	Civil Violation	CV	30	▼	-47.4%	-27
	<b>Total</b>			<b>3,107</b>	▼	<b>-12.9%</b>
<b>Traffic</b>	Infraction	I	9,501	▲	+26.1%	+1,964
	Misdemeanor	M	1,210	▲	+13.5%	+144
	Capias	CA	174	▲	+28.9%	+39
	Show Cause	SC	143	▼	-5.9%	-9
	Civil Violation	CV	106	▲	+10,500.0%	+105
	Restricted Operators License	RL	11	▼	-21.4%	-3
	Felony	F	1	↔		-
	Other	O	1	▲	-	+1
	<b>Total</b>			<b>11,147</b>	▲	<b>25.2%</b>
<b>Civil</b>	Unlawful Detainer	UD	3,078	▼	-8.0%	-267
	Warrant in Debt	WD	2,969	▲	+35.5%	+778
	Garnishment	GA	2,049	▼	-22.2%	-583
	Other	OT	223	▲	+139.8%	+130
	Preliminary Protective Order	PP	211	▼	-18.8%	-49
	Protective Order	PO	144	▼	-20.4%	-37
	Abstract	AJ	80	▼	-29.2%	-33
	Show Cause	SC	79	▼	-16.0%	-15
	Interrogatory	IN	70	↔		-
	Motion for Judgment	MJ	56	▼	-79.5%	-217
	Detinue	DT	44	▲	+214.3%	+30
	Counter Claim	CC	16	↔		-
	Admin License	AL	10	▼	-63.0%	-17
	Tenants Assertion	TA	9	▼	-40.0%	-6
	Bond Forfeiture	BF	6	▼	-14.3%	-1
	Capias	CA	6	▼	-33.3%	-3
	Petition-Restore Arms	PR	2	▼	-33.3%	-1
	Third Party Claim	TH	1	▲	-	+1
	Impoundment	IM	0	▼	-100.0%	-1
	<b>Total</b>			<b>9,053</b>	▼	<b>-3.1%</b>
<b>Civil Commitments</b>	Emergency Custody Order	EC	246	▼	-15.8%	-46
	Mental Commitment	MC	188	▲	+33.3%	+47
	Other	OT	27	▲	+12.5%	+3
	Temporary Detention Order	TD	0	▼	-100.0%	-1
	<b>Total</b>			<b>461</b>	▲	<b>0.7%</b>
<b>GRAND TOTAL</b>			<b>23,768</b>	▲	6.7%	+1,494

**Dispositions by Major Case Category\*\***

Category	Summary	Change	% Change	Absolute Change
Felony	986	▼	-19.1%	-233
Garnishment	2,119	▼	-21.6%	-583
General Civil	3,076	▲	+23.7%	+589
Infraction/Civil Violation	9,638	▲	+26.9%	+2,043

\* Compared to same time period as previous year  
10/15/2024 1:33:13PM

\*\* Case Type Categories are defined in the 2017 Virginia Judicial Workload Assessment  
Source: SCV-SQL-Information

**CPSS - GCMS CASELOAD STATISTICS OF THE GENERAL DISTRICT COURTS**

**Portsmouth**

January 2024 thru September 2024 Dispositions (Compared to January 2023 thru September 2023)

District: 3 FIPS: 740

Involuntary Civil Commitments	27	▲	+12.5%	+3
Landlord /Tenant	3,087	▼	-8.1%	-273
Misdemeanor	2,928	▼	-2.3%	-70
Other	1,552	▲	+7.2%	+104
Protective Orders	355	▼	-19.5%	-86
<b>GRAND TOTAL</b>	<b>23,768</b>	▲	6.7%	+1,494

\* Compared to same time period as previous year  
10/15/2024 1:33:13PM

\*\* Case Type Categories are defined in the 2017 Virginia Judicial Workload Assessment  
Source: SCV-SQL-Information



**CPSS - GCMS CASELOAD STATISTICS OF THE GENERAL DISTRICT COURTS**

January 2024 thru September 2024 Dispositions (Compared to January 2023 thru September 2023)

2024 Overall GRAND TOTAL		Distribution of Caseload			Change*		Percentage (%) of Caseload		
<b>69,254</b>	+9,286 15.5%	<b>Criminal</b>	7,841	11%	5.6% ▲	+415	<b>Criminal</b>	2023: 12.4%	2024: 11.3%
2024		<b>Traffic</b>	31,665	46%	78.0% ▲	+13,875	<b>Traffic</b>	29.7%	45.7%
2023		<b>Civil</b>	29,222	42%	-14.5% ▼	-4,973	<b>Civil</b>	57.0%	42.2%
		<b>Civil Commitments</b>	526	1%	-5.6% ▼	-31	<b>Civil Commitments</b>	0.9%	0.8%
		<b>GRAND TOTAL</b>	<b>69,254</b>	100%	15.5% ▲	+9,286	<b>GRAND TOTAL</b>	100%	100%

**Dispositions by Division & Code**

Division	Case Type Description	Code	Summary	Change	% Change	Absolute Change
<b>Criminal</b>	Misdemeanor	M	5,118	▲	+3.6%	+176
	Felony	F	2,147	▼	+10.1%	+197
	Show Cause	SC	303	▲	+12.2%	+33
	Capias	CA	183	▼	+7.6%	+13
	Civil Violation	CV	90	▼	-4.3%	-4
	<b>Total</b>			<b>7,841</b>	<b>▲</b>	<b>5.6%</b>
<b>Traffic</b>	Infraction	I	27,605	▲	+90.6%	+13,118
	Misdemeanor	M	3,613	▲	+25.9%	+744
	Other	O	165	▼	-21.8%	-46
	Show Cause	SC	161	▲	+49.1%	+53
	Felony	F	81	▲	+32.8%	+20
	Restricted Operators License	RL	25	▼	-32.4%	-12
	Capias	CA	15	▼	-6.3%	-1
	Civil Violation	CV	0	▼	-100.0%	-1
	<b>Total</b>			<b>31,665</b>	<b>▲</b>	<b>78.0%</b>
<b>Civil</b>	Garnishment	GA	9,884	▼	-33.3%	-4,945
	Warrant in Debt	WD	7,866	▼	+14.0%	+967
	Unlawful Detainer	UD	6,817	▼	-9.2%	-694
	Other	OT	1,384	▼	-1.0%	-14
	Preliminary Protective Order	PP	743	▲	+2.6%	+19
	Protective Order	PO	633	▲	+9.0%	+52
	Abstract	AJ	483	▼	-26.3%	-172
	Show Cause	SC	394	▼	-35.0%	-212
	Bond Forfeiture	BF	220	▼	-13.4%	-34
	Admin License	AL	180	▲	+30.4%	+42
	Interrogatory	IN	169	▼	+39.7%	+48
	Motion for Judgment	MJ	159	▼	-16.3%	-31
	Detinue	DT	145	▼	-13.2%	-22
	Tenants Assertion	TA	90	▲	+26.8%	+19
	Counter Claim	CC	29	▲	+7.4%	+2
	Impoundment	IM	13	▲	+85.7%	+6
	Third Party Claim	TH	9	▲	+80.0%	+4
	Capias	CA	2	▼	-60.0%	-3
	Overweight	OC	1	▼	-50.0%	-1
	Petition-Restore Arms	PR	1	▼	-50.0%	-1
	Detinue Seizure	DZ	0	▼	-100.0%	-1
Restricted Operators License	RL	0	▼	-100.0%	-2	
<b>Total</b>			<b>29,222</b>	<b>▼</b>	<b>-14.5%</b>	<b>-4,973</b>
<b>Civil Commitments</b>	Emergency Custody Order	EC	203	▲	+34.4%	+52
	Mental Commitment	MC	196	▼	-20.6%	-51
	Temporary Detention Order	TD	70	▲	+84.2%	+32
	Petition	PT	29	▼	-54.0%	-34
	Other	OT	27	▼	-47.1%	-24
	Medical Emergency Custody Order	ME	1	▲	-	+1
	Medical Emergency Temporary Detention Order	MT	0	▼	-100.0%	-7
<b>Total</b>			<b>526</b>	<b>▼</b>	<b>-5.6%</b>	<b>-31</b>
<b>GRAND TOTAL</b>			<b>69,254</b>	<b>▲</b>	<b>15.5%</b>	<b>+9,286</b>

\* Compared to same time period as previous year  
10/15/2024 1:33:13PM

\*\* Case Type Categories are defined in the 2017 Virginia Judicial Workload Assessment  
Source: SCV-SQL-Information

**Dispositions by Major Case Category\*\***

Category	Summary	Change	% Change	Absolute Change
Felony	2,228	▼	+10.8%	+217
Garnishment	10,053	▼	-32.8%	-4,897
General Civil	8,301	▼	+12.0%	+892
Infraction/Civil Violation	27,861	▼	+88.3%	+13,066
Involuntary Civil Commitments	56	▼	-50.9%	-58
Landlord /Tenant	6,907	▲	-8.9%	-675
Misdemeanor	8,756	▲	+11.5%	+906
Other	3,716	▲	-6.0%	-236
Protective Orders	1,376	▲	+5.4%	+71
<b>GRAND TOTAL</b>	<b>69,254</b>	▲	15.5%	+9,286

\* Compared to same time period as previous year  
 10/15/2024 1:33:13PM

\*\* Case Type Categories are defined in the 2017 Virginia Judicial Workload Assessment  
 Source: SCV-SQL-Information

**CPSS - GCMS CASELOAD STATISTICS OF THE GENERAL DISTRICT COURTS**

January 2024 thru September 2024 Dispositions (Compared to January 2023 thru September 2023)

2024 Overall GRAND TOTAL		Distribution of Caseload			Change*		Percentage (%) of Caseload		
<b>3,153</b>	+718 29.5%	<b>Criminal</b>	699	22%	25.5% ▲	+142	<b>Criminal</b>	2023 22.9%	2024 22.2%
2024	↑	<b>Traffic</b>	1,710	54%	53.0% ▲	+592	<b>Traffic</b>	45.9%	54.2%
2023		<b>Civil</b>	692	22%	-4.3% ▼	-31	<b>Civil</b>	29.7%	21.9%
		<b>Civil Commitments</b>	52	2%	40.5% ▲	+15	<b>Civil Commitments</b>	1.5%	1.6%
		<b>GRAND TOTAL</b>	<b>3,153</b>	100%	29.5% ▲	+718	<b>GRAND TOTAL</b>	100%	100%

**Dispositions by Division & Code**

Division	Case Type Description	Code	Summary	Change	% Change	Absolute Change
<b>Criminal</b>	Misdemeanor	M	383	▲	+28.5%	+85
	Felony	F	151	▲	+26.9%	+32
	Capias	CA	126	▲	+37.0%	+34
	Show Cause	SC	22	▼	-43.6%	-17
	Civil Violation	CV	17	▲	+88.9%	+8
	<b>Total</b>			<b>699</b>	<b>▲</b>	<b>25.5%</b>
<b>Traffic</b>	Infraction	I	1,294	▲	+61.5%	+493
	Misdemeanor	M	400	▲	+27.4%	+86
	Capias	CA	11	▲	+450.0%	+9
	Civil Violation	CV	5	▲	-	+5
	Show Cause	SC	0	▼	-100.0%	-1
	<b>Total</b>			<b>1,710</b>	<b>▲</b>	<b>53.0%</b>
<b>Civil</b>	Garnishment	GA	188	▼	-17.2%	-39
	Unlawful Detainer	UD	167	▲	+8.4%	+13
	Warrant in Debt	WD	155	▲	+3.3%	+5
	Other	OT	70	▲	-14.6%	-12
	Detinue	DT	37	▼	-14.0%	-6
	Preliminary Protective Order	PP	24	▲	+26.3%	+5
	Motion for Judgment	MJ	16	▲	-	+16
	Protective Order	PO	12	↔	-	-
	Admin License	AL	8	▼	-27.3%	-3
	Show Cause	SC	6	▼	-25.0%	-2
	Abstract	AJ	5	▼	-28.6%	-2
	Bond Forfeiture	BF	2	▼	-71.4%	-5
	Impoundment	IM	2	▲	-	+2
	Interrogatory	IN	0	▼	-100.0%	-2
	Tenants Assertion	TA	0	▼	-100.0%	-1
<b>Total</b>			<b>692</b>	<b>▼</b>	<b>-4.3%</b>	<b>-31</b>
<b>Civil Commitments</b>	Emergency Custody Order	EC	26	▲	+52.9%	+9
	Temporary Detention Order	TD	26	▲	+85.7%	+12
	Mental Commitment	MC	0	▼	-100.0%	-6
	<b>Total</b>			<b>52</b>	<b>▲</b>	<b>40.5%</b>
<b>GRAND TOTAL</b>			<b>3,153</b>	<b>▲</b>	<b>29.5%</b>	<b>+718</b>

**Dispositions by Major Case Category\*\***

Category	Summary	Change	% Change	Absolute Change
Felony	151	▲	+26.9%	+32
Garnishment	188	▼	-17.9%	-41
General Civil	210	▲	+8.8%	+17
Infraction/Civil Violation	1,316	▲	+62.5%	+506
Landlord /Tenant	167	▼	+7.7%	+12
Misdemeanor	783	▲	+27.9%	+171
Other	302	▲	+5.6%	+16
Protective Orders	36	▲	+16.1%	+5
<b>GRAND TOTAL</b>	<b>3,153</b>	<b>▲</b>	<b>29.5%</b>	<b>+718</b>

\* Compared to same time period as previous year

\*\* Case Type Categories are defined in the 2017 Virginia Judicial Workload Assessment

**CPSS - GCMS CASELOAD STATISTICS OF THE GENERAL DISTRICT COURTS**

January 2024 thru September 2024 Dispositions (Compared to January 2023 thru September 2023)

**Isle of Wight**

District: 5 FIPS: 093

2024 Overall GRAND TOTAL		Distribution of Caseload			Change*		Percentage (%) of Caseload		
<b>8,325</b>	+1,282 18.2%	<b>Criminal</b>	760	9%	27.5% ▲	+164	<b>Criminal</b>	2023 8.5%	2024 9.1%
2024		<b>Traffic</b>	5,804	70%	17.5% ▲	+866	<b>Traffic</b>	70.1%	69.7%
2023		<b>Civil</b>	1,708	21%	15.8% ▲	+233	<b>Civil</b>	20.9%	20.5%
		<b>Civil Commitments</b>	53	1%	55.9% ▲	+19	<b>Civil Commitments</b>	0.5%	0.6%
		<b>GRAND TOTAL</b>	<b>8,325</b>	100%	18.2% ▲	+1,282	<b>GRAND TOTAL</b>	100%	100%

**Dispositions by Division & Code**

Division	Case Type Description	Code	Summary	Change	% Change	Absolute Change
<b>Criminal</b>	Misdemeanor	M	442	▲	+18.5%	+69
	Felony	F	217	▲	+47.6%	+70
	Capias	CA	56	▲	+86.7%	+26
	Show Cause	SC	25	▲	+4.2%	+1
	Civil Violation	CV	20	▼	-9.1%	-2
	<b>Total</b>			<b>760</b>	<b>▲</b>	<b>27.5%</b>
<b>Traffic</b>	Infraction	I	4,190	▲	+12.4%	+461
	Misdemeanor	M	1,347	▲	+36.2%	+358
	Capias	CA	227	▲	+20.7%	+39
	Show Cause	SC	29	▲	+7.4%	+2
	Felony	F	10	▲	+900.0%	+9
	Civil Violation	CV	1	▼	-75.0%	-3
	<b>Total</b>			<b>5,804</b>	<b>▲</b>	<b>17.5%</b>
<b>Civil</b>	Warrant in Debt	WD	673	▲	+50.6%	+226
	Garnishment	GA	424	▲	+6.3%	+25
	Unlawful Detainer	UD	402	▼	-13.9%	-65
	Admin License	AL	55	▲	+10.0%	+5
	Other	OT	42	▲	+20.0%	+7
	Preliminary Protective Order	PP	26	▲	+160.0%	+16
	Protective Order	PO	23	▲	+130.0%	+13
	Abstract	AJ	13	▲	+30.0%	+3
	Detinue	DT	11	▼	-15.4%	-2
	Impoundment	IM	11	▲	+22.2%	+2
	Show Cause	SC	10	▲	+66.7%	+4
	Interrogatory	IN	6	▼	-53.8%	-7
	Motion for Judgment	MJ	6	▲	+500.0%	+5
	Bond Forfeiture	BF	2	▲	+100.0%	+1
	Capias	CA	1	▼	-50.0%	-1
	Interrogatory-Not	IC	1	▲	-	+1
	Overweight	OC	1	↔	-	-
	Petition-Restore Arms	PR	1	▲	-	+1
	Tenants Assertion	TA	0	▼	-100.0%	-1
<b>Total</b>			<b>1,708</b>	<b>▲</b>	<b>15.8%</b>	<b>+233</b>
<b>Civil Commitments</b>	Temporary Detention Order	TD	41	▲	+46.4%	+13
	Emergency Custody Order	EC	12	▲	+100.0%	+6
	<b>Total</b>		<b>53</b>	<b>▲</b>	<b>55.9%</b>	<b>+19</b>
<b>GRAND TOTAL</b>			<b>8,325</b>	<b>▲</b>	<b>18.2%</b>	<b>+1,282</b>

**Dispositions by Major Case Category\*\***

Category	Summary	Change	% Change	Absolute Change
Felony	227	▲	+53.4%	+79
Garnishment	430	▼	+4.4%	+18
General Civil	700	▲	+50.2%	+234
Infraction/Civil Violation	4,212	▼	+12.1%	+456
Landlord /Tenant	402	▼	-14.1%	-66
Misdemeanor	1,789	▲	+31.4%	+427
Other	516	▲	+25.5%	+105

\* Compared to same time period as previous year

\*\* Case Type Categories are defined in the 2017 Virginia Judicial Workload Assessment

**CPSS - GCMS CASELOAD STATISTICS OF THE GENERAL DISTRICT COURTS**

January 2024 thru September 2024 Dispositions (Compared to January 2023 thru September 2023)

---

Protective Orders	49	▲	+145.0%	+29
<b>GRAND TOTAL</b>	<b>8,325</b>	▲	18.2%	+1,282

---

\* Compared to same time period as previous year  
10/15/2024 1:33:13PM

\*\* Case Type Categories are defined in the 2017 Virginia Judicial Workload Assessment  
Source: SCV-SQL-Information

**CPSS - GCMS CASELOAD STATISTICS OF THE GENERAL DISTRICT COURTS**

January 2024 thru September 2024 Dispositions (Compared to January 2023 thru September 2023)

2024 Overall GRAND TOTAL		Distribution of Caseload			Change*		Percentage (%) of Caseload		
<b>8,406</b>	-1,166 -12.2%	<b>Criminal</b>	344	4%	-26.0% ▼	-121	<b>Criminal</b>	2023 4.9%	2024 4.1%
2024		<b>Traffic</b>	7,275	87%	-13.0% ▼	-1,088	<b>Traffic</b>	87.4%	86.5%
2023		<b>Civil</b>	761	9%	6.9% ▲	+49	<b>Civil</b>	7.4%	9.1%
		<b>Civil Commitments</b>	26	0%	-18.8% ▼	-6	<b>Civil Commitments</b>	0.3%	0.3%
		<b>GRAND TOTAL</b>	<b>8,406</b>	100%	-12.2% ▼	-1,166	<b>GRAND TOTAL</b>	100%	100%

**Dispositions by Division & Code**

Division	Case Type Description	Code	Summary	Change	% Change	Absolute Change
<b>Criminal</b>	Misdemeanor	M	220	▼	-22.3%	-63
	Felony	F	77	▼	-30.0%	-33
	Capias	CA	23	▼	-36.1%	-13
	Civil Violation	CV	12	▲	+20.0%	+2
	Show Cause	SC	12	▼	-53.8%	-14
	<b>Total</b>		<b>344</b>	▼	<b>-26.0%</b>	<b>-121</b>
<b>Traffic</b>	Infraction	I	6,165	▼	-14.5%	-1,045
	Misdemeanor	M	902	▼	-3.2%	-30
	Capias	CA	178	▲	+5.3%	+9
	Show Cause	SC	26	▼	-29.7%	-11
	Felony	F	4	↔		-
	Civil Violation	CV	0	▼	-100.0%	-9
	Restricted Operators License	RL	0	▼	-100.0%	-2
	<b>Total</b>		<b>7,275</b>	▼	<b>-13.0%</b>	<b>-1,088</b>
<b>Civil</b>	Warrant in Debt	WD	308	▲	+32.2%	+75
	Garnishment	GA	203	▼	-7.7%	-17
	Unlawful Detainer	UD	117	▼	-0.8%	-1
	Other	OT	56	▲	-1.8%	-1
	Preliminary Protective Order	PP	24	↔		-
	Admin License	AL	16	▲	+128.6%	+9
	Protective Order	PO	13	▼	-45.8%	-11
	Impoundment	IM	5	▲	+150.0%	+3
	Detinue	DT	4	▼	-33.3%	-2
	Interrogatory	IN	3	▼	-50.0%	-3
	Show Cause	SC	3	▲	+50.0%	+1
	Abstract	AJ	2	▼	-71.4%	-5
	Bond Forfeiture	BF	2	↔		-
	Overweight	OC	2	▲	-	+2
	Motion for Judgment	MJ	1	▼	-66.7%	-2
	Petition-Restore Arms	PR	1	↔		-
Tenants Assertion	TA	1	▲	-	+1	
	<b>Total</b>		<b>761</b>	▲	<b>6.9%</b>	<b>+49</b>
<b>Civil Commitments</b>	Temporary Detention Order	TD	16	▼	-15.8%	-3
	Emergency Custody Order	EC	10	▼	-23.1%	-3
	<b>Total</b>		<b>26</b>	▼	<b>-18.8%</b>	<b>-6</b>
	<b>GRAND TOTAL</b>		<b>8,406</b>	▼	<b>-12.2%</b>	<b>-1,166</b>

**Dispositions by Major Case Category\*\***

Category	Summary	Change	% Change	Absolute Change
Felony	81	▼	-28.9%	-33
Garnishment	206	▼	-8.8%	-20
General Civil	318	▼	+29.3%	+72
Infraction/Civil Violation	6,179	▲	-14.5%	-1,050
Landlord /Tenant	118	▲		0
Misdemeanor	1,122	▼	-7.8%	-95
Other	345	▲	-7.8%	-29
Protective Orders	37	▼	-22.9%	-11

\* Compared to same time period as previous year  
10/15/2024 1:33:13PM

\*\* Case Type Categories are defined in the 2017 Virginia Judicial Workload Assessment  
Source: SCV-SQL-Information

**CPSS - GCMS CASELOAD STATISTICS OF THE GENERAL DISTRICT COURTS**

January 2024 thru September 2024 Dispositions (Compared to January 2023 thru September 2023)

**Southampton**

District: 5 FIPS: 175

---

<i><b>GRAND TOTAL</b></i>	<b>8,406</b>	▼	-12.2%	-1,166
---------------------------	--------------	---	--------	--------



---

\* Compared to same time period as previous year  
10/15/2024 1:33:13PM

\*\* Case Type Categories are defined in the 2017 Virginia Judicial Workload Assessment  
Source: SCV-SQL-Information

**CPSS - GCMS CASELOAD STATISTICS OF THE GENERAL DISTRICT COURTS**

January 2024 thru September 2024 Dispositions (Compared to January 2023 thru September 2023)

2024 Overall GRAND TOTAL		Distribution of Caseload			Change*		Percentage (%) of Caseload		
<b>16,473</b>	+913 5.9%	<b>Criminal</b>	2,610	16%	-10.8% ▼	-316	<b>Criminal</b>	2023: 18.8%	2024: 15.8%
2024 	↑	<b>Traffic</b>	6,008	36%	7.5% ▲	+417	<b>Traffic</b>	35.9%	36.5%
2023 		<b>Civil</b>	7,427	45%	12.2% ▲	+809	<b>Civil</b>	42.5%	45.1%
		<b>Civil Commitments</b>	428	3%	0.7% ▲	+3	<b>Civil Commitments</b>	2.7%	2.6%
		<b>GRAND TOTAL</b>	<b>16,473</b>	100%	5.9% ▲	+913	<b>GRAND TOTAL</b>	100%	100%

**Dispositions by Division & Code**

Division	Case Type Description	Code	Summary	Change	% Change	Absolute Change
<b>Criminal</b>	Misdemeanor	M	1,614	▼	-7.6%	-132
	Felony	F	696	▼	-16.3%	-136
	Capias	CA	183	▼	-6.2%	-12
	Show Cause	SC	74	▼	-26.0%	-26
	Civil Violation	CV	43	▼	-18.9%	-10
	<b>Total</b>			<b>2,610</b>	▼	<b>-10.8%</b>
<b>Traffic</b>	Infraction	I	3,276	▼	-8.4%	-301
	Misdemeanor	M	1,506	▼	-10.7%	-181
	Civil Violation	CV	964	▲	+6,326.7%	+949
	Capias	CA	200	▼	-10.3%	-23
	Show Cause	SC	51	▼	-38.6%	-32
	Felony	F	11	▲	+83.3%	+5
	<b>Total</b>			<b>6,008</b>	▲	<b>7.5%</b>
<b>Civil</b>	Warrant in Debt	WD	3,016	▲	+32.8%	+745
	Garnishment	GA	2,086	▲	+4.2%	+84
	Unlawful Detainer	UD	1,227	▲	+11.5%	+127
	Other	OT	275	▲	+7.8%	+20
	Preliminary Protective Order	PP	131	▼	-6.4%	-9
	Zoning Violation	ZO	100	▼	-9.9%	-11
	Detinue	DT	84	▼	-51.7%	-90
	Show Cause	SC	84	▼	-7.7%	-7
	Protective Order	PO	81	▼	-6.9%	-6
	Admin License	AL	76	▲	+15.2%	+10
	Abstract	AJ	74	▼	-41.7%	-53
	Overweight	OC	73	▲	+25.9%	+15
	Motor Carrier	MC	39	▼	-7.1%	-3
	Motion for Judgment	MJ	35	▲	+29.6%	+8
	Interrogatory	IN	29	▼	-29.3%	-12
	Tenants Assertion	TA	14	▲	+250.0%	+10
	Capias	CA	2	▼	-60.0%	-3
	Counter Claim	CC	1	▼	-87.5%	-7
	Bond Forfeiture	BF	0	▼	-100.0%	-6
	Petition-Restore Arms	PR	0	▼	-100.0%	-2
Third Party Claim	TH	0	▼	-100.0%	-1	
<b>Total</b>			<b>7,427</b>	▲	<b>12.2%</b>	<b>+809</b>
<b>Civil Commitments</b>	Temporary Detention Order	TD	174	▼	-10.8%	-21
	Emergency Custody Order	EC	135	▲	+14.4%	+17
	Mental Commitment	MC	112	▲	+5.7%	+6
	Medical Emergency Temporary Detention Order	MT	4	▲	+33.3%	+1
	Medical Emergency Custody Order	ME	3	↔		-
<b>Total</b>			<b>428</b>	▲	<b>0.7%</b>	<b>+3</b>
<b>GRAND TOTAL</b>			<b>16,473</b>	▲	5.9%	+913

**Dispositions by Major Case Category\*\***

Category	Summary	Change	% Change	Absolute Change
Felony	707	▲	-15.6%	-131
Garnishment	2,115	▼	+3.5%	+72
General Civil	3,175	▼	+26.6%	+667

\* Compared to same time period as previous year  
10/15/2024 1:33:13PM

\*\* Case Type Categories are defined in the 2017 Virginia Judicial Workload Assessment  
Source: SCV-SQL-Information



**CPSS - GCMS CASELOAD STATISTICS OF THE GENERAL DISTRICT COURTS**

January 2024 thru September 2024 Dispositions (Compared to January 2023 thru September 2023)

Infraction/Civil Violation	4,395	▲	+17.4%	+650
Landlord /Tenant	1,241	▲	+12.4%	+137
Misdemeanor	3,220	▼	-9.1%	-324
Other	1,408	▼	-9.2%	-143
Protective Orders	212	▼	-6.6%	-15
<b>GRAND TOTAL</b>	<b>16,473</b>	▲	5.9%	+913

\* Compared to same time period as previous year  
10/15/2024 1:33:13PM

\*\* Case Type Categories are defined in the 2017 Virginia Judicial Workload Assessment  
Source: SCV-SQL-Information

**CPSS - GCMS CASELOAD STATISTICS OF THE GENERAL DISTRICT COURTS**

January 2024 thru September 2024 Dispositions (Compared to January 2023 thru September 2023)

**Brunswick**

District: 6 FIPS: 025

2024 Overall GRAND TOTAL		Distribution of Caseload			Change*		Percentage (%) of Caseload		
<b>22,021</b>	+2,969 15.6%	<b>Criminal</b>	457	2%	32.8% ▲	+113	<b>Criminal</b>	2023 1.8%	2024 2.1%
2024		<b>Traffic</b>	20,864	95%	15.4% ▲	+2,787	<b>Traffic</b>	94.9%	94.7%
2023		<b>Civil</b>	674	3%	12.5% ▲	+75	<b>Civil</b>	3.1%	3.1%
		<b>Civil Commitments</b>	26	0%	-18.8% ▼	-6	<b>Civil Commitments</b>	0.2%	0.1%
		<b>GRAND TOTAL</b>	<b>22,021</b>	100%	15.6% ▲	+2,969	<b>GRAND TOTAL</b>	100%	100%

**Dispositions by Division & Code**

Division	Case Type Description	Code	Summary	Change	% Change	Absolute Change
<b>Criminal</b>	Misdemeanor	M	299	▲	+31.1%	+71
	Felony	F	116	▲	+56.8%	+42
	Capias	CA	17	▼	-10.5%	-2
	Show Cause	SC	15	▲	+15.4%	+2
	Civil Violation	CV	10	↔		-
	<b>Total</b>			<b>457</b>	<b>▲</b>	<b>32.8%</b>
<b>Traffic</b>	Infraction	I	16,537	▲	+15.2%	+2,180
	Misdemeanor	M	4,289	▲	+16.1%	+594
	Felony	F	21	▲	+320.0%	+16
	Capias	CA	11	▼	-26.7%	-4
	Civil Violation	CV	3	↔		-
	Restricted Operators License	RL	3	▲	-	+3
	Show Cause	SC	0	▼	-100.0%	-2
	<b>Total</b>			<b>20,864</b>	<b>▲</b>	<b>15.4%</b>
<b>Civil</b>	Warrant in Debt	WD	260	▲	+11.1%	+26
	Garnishment	GA	218	▲	+10.7%	+21
	Unlawful Detainer	UD	95	▲	+48.4%	+31
	Admin License	AL	23	▲	+76.9%	+10
	Other	OT	17	▼	-32.0%	-8
	Overweight	OC	13	▼	-27.8%	-5
	Motor Carrier	MC	12	▲	+50.0%	+4
	Preliminary Protective Order	PP	11	↔		-
	Motion for Judgment	MJ	6	▲	+100.0%	+3
	Impoundment	IM	5	▲	+400.0%	+4
	Bond Forfeiture	BF	3	▼	-70.0%	-7
	Detinue	DT	3	▼	-25.0%	-1
	Protective Order	PO	3	▼	-50.0%	-3
	Interrogatory	IN	2	▲	+100.0%	+1
	Show Cause	SC	2	▲	-	+2
	Tenants Assertion	TA	1	↔		-
	Abstract	AJ	0	▼	-100.0%	-2
	Petition-Restore Arms	PR	0	▼	-100.0%	-1
<b>Total</b>			<b>674</b>	<b>▲</b>	<b>12.5%</b>	<b>+75</b>
<b>Civil Commitments</b>	Temporary Detention Order	TD	18	▼	-21.7%	-5
	Emergency Custody Order	EC	7	↔		-
	Mental Commitment	MC	1	▼	-50.0%	-1
<b>Total</b>			<b>26</b>	<b>▼</b>	<b>-18.8%</b>	<b>-6</b>
<b>GRAND TOTAL</b>			<b>22,021</b>	<b>▲</b>	<b>15.6%</b>	<b>+2,969</b>

**Dispositions by Major Case Category\*\***

Category	Summary	Change	% Change	Absolute Change
Felony	137	▲	+73.4%	+58
Garnishment	220	▲	+11.1%	+22
General Civil	274	▲	+11.4%	+28
Infraction/Civil Violation	16,575	▲	+15.1%	+2,179
Landlord /Tenant	96	▲	+47.7%	+31
Misdemeanor	4,591	▲	+17.0%	+668
Other	114	▲	-10.9%	-14

\* Compared to same time period as previous year

\*\* Case Type Categories are defined in the 2017 Virginia Judicial Workload Assessment

**CPSS - GCMS CASELOAD STATISTICS OF THE GENERAL DISTRICT COURTS**

January 2024 thru September 2024 Dispositions (Compared to January 2023 thru September 2023)

**Brunswick**

District: 6 FIPS: 025

---

Protective Orders	14	▼	-17.6%	-3
<b>GRAND TOTAL</b>	<b>22,021</b>	▲	15.6%	+2,969

---

\* Compared to same time period as previous year  
10/15/2024 1:33:13PM

\*\* Case Type Categories are defined in the 2017 Virginia Judicial Workload Assessment  
Source: SCV-SQL-Information

**CPSS - GCMS CASELOAD STATISTICS OF THE GENERAL DISTRICT COURTS**

January 2024 thru September 2024 Dispositions (Compared to January 2023 thru September 2023)

2024 Overall GRAND TOTAL		Distribution of Caseload			Change*		Percentage (%) of Caseload		
<b>6,639</b>	-100 -1.5%	<b>Criminal</b>	435	7%	25.0% ▲	+87	<b>Criminal</b>	2023 5.2%	2024 6.6%
2024		<b>Traffic</b>	5,181	78%	-6.7% ▼	-371	<b>Traffic</b>	82.4%	78.0%
2023		<b>Civil</b>	1,008	15%	23.7% ▲	+193	<b>Civil</b>	12.1%	15.2%
		<b>Civil Commitments</b>	15	0%	-37.5% ▼	-9	<b>Civil Commitments</b>	0.4%	0.2%
		<b>GRAND TOTAL</b>	<b>6,639</b>	100%	-1.5% ▼	-100	<b>GRAND TOTAL</b>	100%	100%

**Dispositions by Division & Code**

Division	Case Type Description	Code	Summary	Change	% Change	Absolute Change
<b>Criminal</b>	Misdemeanor	M	232	▲	+26.8%	+49
	Felony	F	87	▲	+8.8%	+7
	Capias	CA	65	▲	+6.6%	+4
	Show Cause	SC	37	▲	+146.7%	+22
	Civil Violation	CV	14	▲	+55.6%	+5
	<b>Total</b>			<b>435</b>	▲	<b>25.0%</b>
<b>Traffic</b>	Infraction	I	4,333	▼	-3.7%	-167
	Misdemeanor	M	820	▼	-20.5%	-211
	Capias	CA	17	▲	+88.9%	+8
	Show Cause	SC	5	▲	+25.0%	+1
	Felony	F	4	▼	-42.9%	-3
	Other	O	2	▲	+100.0%	+1
	<b>Total</b>			<b>5,181</b>	▼	<b>-6.7%</b>
<b>Civil</b>	Interrogatory	IN	320	▲	+17.2%	+47
	Warrant in Debt	WD	260	▲	+30.7%	+61
	Garnishment	GA	177	▲	+14.9%	+23
	Detinue	DT	146	▲	+102.8%	+74
	Unlawful Detainer	UD	60	▼	-24.1%	-19
	Other	OT	14	▼	-6.7%	-1
	Preliminary Protective Order	PP	11	▲	+175.0%	+7
	Protective Order	PO	6	▲	-	+6
	Show Cause	SC	5	▼	-44.4%	-4
	Bond Forfeiture	BF	3	↔	-	-
	Admin License	AL	2	▼	-60.0%	-3
	Capias	CA	1	▲	-	+1
	Impoundment	IM	1	▼	-50.0%	-1
	Motion for Judgment	MJ	1	▲	-	+1
	Tenants Assertion	TA	1	▲	-	+1
<b>Total</b>			<b>1,008</b>	▲	<b>23.7%</b>	<b>+193</b>
<b>Civil Commitments</b>	Temporary Detention Order	TD	11	▼	-38.9%	-7
	Emergency Custody Order	EC	4	▼	-20.0%	-1
	Mental Commitment	MC	0	▼	-100.0%	-1
	<b>Total</b>			<b>15</b>	▼	<b>-37.5%</b>
<b>GRAND TOTAL</b>			<b>6,639</b>	▼	-1.5%	-100

**Dispositions by Major Case Category\*\***

Category	Summary	Change	% Change	Absolute Change
Felony	91	▼	+4.6%	+4
Garnishment	497	▲	+16.4%	+70
General Civil	410	▲	+49.6%	+136
Infraction/Civil Violation	4,349	▲	-3.6%	-161
Landlord /Tenant	61	▲	-22.8%	-18
Misdemeanor	1,052	▲	-13.3%	-162
Other	162	▲	+12.5%	+18
Protective Orders	17	▲	+325.0%	+13
<b>GRAND TOTAL</b>	<b>6,639</b>	▼	-1.5%	-100

\* Compared to same time period as previous year  
10/15/2024 1:33:13PM

\*\* Case Type Categories are defined in the 2017 Virginia Judicial Workload Assessment  
Source: SCV-SQL-Information



**CPSS - GCMS CASELOAD STATISTICS OF THE GENERAL DISTRICT COURTS**

January 2024 thru September 2024 Dispositions (Compared to January 2023 thru September 2023)

2024 Overall GRAND TOTAL		Distribution of Caseload			Change*		Percentage (%) of Caseload		
<b>12,562</b>	+1,051 9.1%	<b>Criminal</b>	248	2%	-18.7% ▼	-57	<b>Criminal</b>	2023 2.6%	2024 2.0%
2024		<b>Traffic</b>	11,295	90%	10.1% ▲	+1,039	<b>Traffic</b>	89.1%	89.9%
2023		<b>Civil</b>	949	8%	6.0% ▲	+54	<b>Civil</b>	7.8%	7.6%
		<b>Civil Commitments</b>	70	1%	27.3% ▲	+15	<b>Civil Commitments</b>	0.5%	0.6%
		<b>GRAND TOTAL</b>	<b>12,562</b>	100%	9.1% ▲	+1,051	<b>GRAND TOTAL</b>	100%	100%

**Dispositions by Division & Code**

Division	Case Type Description	Code	Summary	Change	% Change	Absolute Change
<b>Criminal</b>	Misdemeanor	M	109	▼	-12.8%	-16
	Felony	F	83	▼	-27.2%	-31
	Capias	CA	30	▼	-26.8%	-11
	Show Cause	SC	18	↔		-
	Civil Violation	CV	8	▲	+14.3%	+1
	<b>Total</b>			<b>248</b>	▼	<b>-18.7%</b>
<b>Traffic</b>	Infraction	I	7,553	▲	+10.8%	+734
	Misdemeanor	M	3,686	▲	+8.1%	+277
	Capias	CA	42	▲	+121.1%	+23
	Felony	F	5	▼	-28.6%	-2
	Show Cause	SC	5	▲	+400.0%	+4
	Other	O	4	▲	-	+4
	Civil Violation	CV	0	▼	-100.0%	-1
	<b>Total</b>			<b>11,295</b>	▲	<b>10.1%</b>
<b>Civil</b>	Interrogatory	IN	498	▲	+10.4%	+47
	Warrant in Debt	WD	228	▲	+31.0%	+54
	Garnishment	GA	116	▼	-25.6%	-40
	Unlawful Detainer	UD	57	▼	-16.2%	-11
	Other	OT	14	▲	-30.0%	-6
	Show Cause	SC	9	↔		-
	Preliminary Protective Order	PP	8	↔		-
	Bond Forfeiture	BF	5	▲	+400.0%	+4
	Detinue	DT	4	▲	+300.0%	+3
	Protective Order	PO	4	▲	+100.0%	+2
	Admin License	AL	3	▲	+50.0%	+1
	Tenants Assertion	TA	2	▲	-	+2
	Motion for Judgment	MJ	1	↔		-
	Capias	CA	0	▼	-100.0%	-1
	Overweight	OC	0	▼	-100.0%	-1
	<b>Total</b>			<b>949</b>	▲	<b>6.0%</b>
<b>Civil Commitments</b>	Temporary Detention Order	TD	26	▲	+44.4%	+8
	Emergency Custody Order	EC	22	▲	+83.3%	+10
	Mental Commitment	MC	22	▼	-12.0%	-3
	<b>Total</b>			<b>70</b>	▲	<b>27.3%</b>
<b>GRAND TOTAL</b>			<b>12,562</b>	▲	9.1%	+1,051

**Dispositions by Major Case Category\*\***

Category	Summary	Change	% Change	Absolute Change
Felony	88	▼	-27.3%	-33
Garnishment	614	▼	+1.2%	+7
General Civil	236	▲	+34.1%	+60
Infraction/Civil Violation	7,565	▲	+10.8%	+737
Landlord /Tenant	59	▲	-13.2%	-9
Misdemeanor	3,795	▼	+7.4%	+261
Other	193	▲	+15.6%	+26
Protective Orders	12	▲	+20.0%	+2
<b>GRAND TOTAL</b>	<b>12,562</b>	▲	9.1%	+1,051

\* Compared to same time period as previous year  
10/15/2024 1:33:13PM

\*\* Case Type Categories are defined in the 2017 Virginia Judicial Workload Assessment  
Source: SCV-SQL-Information



**CPSS - GCMS CASELOAD STATISTICS OF THE GENERAL DISTRICT COURTS**

January 2024 thru September 2024 Dispositions (Compared to January 2023 thru September 2023)

2024 Overall GRAND TOTAL		Distribution of Caseload			Change*		Percentage (%) of Caseload		
<b>12,147</b>	-642 -5.0%	<b>Criminal</b>	1,100	9%	11.8% ▲	+116	<b>Criminal</b>	2023 7.7%	2024 9.1%
2024		<b>Traffic</b>	7,886	65%	-13.2% ▼	-1,201	<b>Traffic</b>	71.1%	64.9%
2023		<b>Civil</b>	2,703	22%	18.6% ▲	+423	<b>Civil</b>	17.8%	22.3%
		<b>Civil Commitments</b>	458	4%	4.6% ▲	+20	<b>Civil Commitments</b>	3.4%	3.8%
		<b>GRAND TOTAL</b>	<b>12,147</b>	100%	-5.0% ▼	-642	<b>GRAND TOTAL</b>	100%	100%

**Dispositions by Division & Code**

Division	Case Type Description	Code	Summary	Change	% Change	Absolute Change
<b>Criminal</b>	Misdemeanor	M	567	▲	+25.7%	+116
	Felony	F	353	▲	+0.6%	+2
	Capias	CA	132	▼	-1.5%	-2
	Show Cause	SC	42	▲	+23.5%	+8
	Civil Violation	CV	5	▼	-64.3%	-9
	Motion	MO	1	▲	-	+1
	<b>Total</b>			<b>1,100</b>	<b>▲</b>	<b>11.8%</b>
<b>Traffic</b>	Infraction	I	6,260	▼	-11.6%	-823
	Misdemeanor	M	1,503	▼	-17.8%	-325
	Capias	CA	87	▼	-24.3%	-28
	Show Cause	SC	23	▼	-52.1%	-25
	Felony	F	13	▲	+8.3%	+1
	Civil Violation	CV	0	▼	-100.0%	-1
	<b>Total</b>			<b>7,886</b>	<b>▼</b>	<b>-13.2%</b>
<b>Civil</b>	Warrant in Debt	WD	969	▲	+62.3%	+372
	Garnishment	GA	739	▼	-6.2%	-49
	Unlawful Detainer	UD	711	▲	+9.7%	+63
	Other	OT	65	▲	+80.6%	+29
	Preliminary Protective Order	PP	63	▲	+18.9%	+10
	Protective Order	PO	37	▲	+42.3%	+11
	Show Cause	SC	34	▼	-2.9%	-1
	Abstract	AJ	18	▲	+80.0%	+8
	Detinue	DT	16	▼	-44.8%	-13
	Motion for Judgment	MJ	16	▼	-5.9%	-1
	Admin License	AL	10	▼	-44.4%	-8
	Interrogatory	IN	7	▲	+40.0%	+2
	Bond Forfeiture	BF	4	▲	+33.3%	+1
	Impoundment	IM	4	▲	-	+4
	Petition-Restore Arms	PR	4	↔	-	-
	Tenants Assertion	TA	3	▼	-25.0%	-1
	Capias	CA	1	▼	-50.0%	-1
	Counter Claim	CC	1	↔	-	-
	Cross Claim	CR	1	▲	-	+1
	Interrogatory-Not	IC	0	▼	-100.0%	-3
Restricted Operators License	RL	0	▼	-100.0%	-1	
<b>Total</b>			<b>2,703</b>	<b>▲</b>	<b>18.6%</b>	<b>+423</b>
<b>Civil Commitments</b>	Mental Commitment	MC	248	▼	-9.8%	-27
	Emergency Custody Order	EC	105	▲	+69.4%	+43
	Temporary Detention Order	TD	62	▲	+3.3%	+2
	Other	OT	41	▲	+10.8%	+4
	Medical Emergency Temporary Detention Order	MT	2	▼	-33.3%	-1
	Medical Emergency Custody Order	ME	0	▼	-100.0%	-1
<b>Total</b>			<b>458</b>	<b>▲</b>	<b>4.6%</b>	<b>+20</b>
<b>GRAND TOTAL</b>			<b>12,147</b>	<b>▼</b>	<b>-5.0%</b>	<b>-642</b>

\* Compared to same time period as previous year  
10/15/2024 1:33:13PM

\*\* Case Type Categories are defined in the 2017 Virginia Judicial Workload Assessment  
Source: SCV-SQL-Information



**Dispositions by Major Case Category\*\***

Category	Summary	Change	% Change	Absolute Change
Felony	366	▲	+0.8%	+3
Garnishment	746	▲	-5.9%	-47
General Civil	1,009	▲	+56.0%	+362
Infraction/Civil Violation	6,265	▼	-11.7%	-833
Involuntary Civil Commitments	41	▲	+10.8%	+4
Landlord /Tenant	714	▼	+9.5%	+62
Misdemeanor	2,070	▼	-9.2%	-210
Other	836	▲	-0.5%	-4
Protective Orders	100	▲	+26.6%	+21
<b>GRAND TOTAL</b>	<b>12,147</b>	▼	-5.0%	-642

\* Compared to same time period as previous year  
 10/15/2024 1:33:13PM

\*\* Case Type Categories are defined in the 2017 Virginia Judicial Workload Assessment  
 Source: SCV-SQL-Information

**CPSS - GCMS CASELOAD STATISTICS OF THE GENERAL DISTRICT COURTS**

January 2024 thru September 2024 Dispositions (Compared to January 2023 thru September 2023)

2024 Overall GRAND TOTAL		Distribution of Caseload			Change*		Percentage (%) of Caseload		
<b>11,590</b>	+2,744 31.0%	<b>Criminal</b>	1,066	9%	13.3% ▲	+125	<b>Criminal</b>	2023 10.6%	2024 9.2%
2024		<b>Traffic</b>	8,431	73%	44.9% ▲	+2,612	<b>Traffic</b>	65.8%	72.7%
2023		<b>Civil</b>	2,052	18%	-1.2% ▼	-24	<b>Civil</b>	23.5%	17.7%
		<b>Civil Commitments</b>	41	0%	310.0% ▲	+31	<b>Civil Commitments</b>	0.1%	0.4%
		<b>GRAND TOTAL</b>	<b>11,590</b>	100%	31.0% ▲	+2,744	<b>GRAND TOTAL</b>	100%	100%

**Dispositions by Division & Code**

Division	Case Type Description	Code	Summary	Change	% Change	Absolute Change
<b>Criminal</b>	Misdemeanor	M	556	▲	+25.5%	+113
	Felony	F	300	▼	-6.3%	-20
	Capias	CA	120	▼	-2.4%	-3
	Show Cause	SC	49	▲	+25.6%	+10
	Civil Violation	CV	37	▲	+146.7%	+22
	Restricted Operators License	RL	4	▲	+300.0%	+3
	<b>Total</b>			<b>1,066</b>	<b>▲</b>	<b>13.3%</b>
<b>Traffic</b>	Infraction	I	6,859	▲	+49.0%	+2,255
	Misdemeanor	M	1,416	▲	+33.1%	+352
	Capias	CA	114	▲	+6.5%	+7
	Felony	F	18	▲	+157.1%	+11
	Show Cause	SC	13	▼	-59.4%	-19
	Restricted Operators License	RL	8	▲	+700.0%	+7
	Civil Violation	CV	3	▲	+200.0%	+2
	Motion	MO	0	▼	-100.0%	-3
<b>Total</b>			<b>8,431</b>	<b>▲</b>	<b>44.9%</b>	<b>+2,612</b>
<b>Civil</b>	Warrant in Debt	WD	799	▲	+13.5%	+95
	Garnishment	GA	682	▲	+3.5%	+23
	Unlawful Detainer	UD	377	▼	-20.5%	-97
	Other	OT	44	▼	-36.2%	-25
	Preliminary Protective Order	PP	36	▲	+12.5%	+4
	Protective Order	PO	32	▲	+45.5%	+10
	Admin License	AL	18	▲	+5.9%	+1
	Impoundment	IM	14	▼	-6.7%	-1
	Motion for Judgment	MJ	10	▲	+42.9%	+3
	Abstract	AJ	9	▼	-30.8%	-4
	Show Cause	SC	9	▼	-71.9%	-23
	Interrogatory	IN	5	▼	-54.5%	-6
	Overweight	OC	5	▼	-28.6%	-2
	Detinue	DT	4	▲	+100.0%	+2
	Motor Carrier	MC	3	▲	+200.0%	+2
	Tenants Assertion	TA	3	↔		-
	Petition-Restore Arms	PR	1	↔		-
	Restricted Operators License	RL	1	▼	-80.0%	-4
	Capias	CA	0	▼	-100.0%	-1
	Emergency Substantial Risk Order	SR	0	▼	-100.0%	-1
<b>Total</b>			<b>2,052</b>	<b>▼</b>	<b>-1.2%</b>	<b>-24</b>
<b>Civil Commitments</b>	Emergency Custody Order	EC	20	▲	-	+20
	Temporary Detention Order	TD	20	▲	+100.0%	+10
	Mental Commitment	MC	1	▲	-	+1
<b>Total</b>			<b>41</b>	<b>▲</b>	<b>310.0%</b>	<b>+31</b>
<b>GRAND TOTAL</b>			<b>11,590</b>	<b>▲</b>	<b>31.0%</b>	<b>+2,744</b>

**Dispositions by Major Case Category\*\***

Category	Summary	Change	% Change	Absolute Change
Felony	318	▲	-2.8%	-9
Garnishment	687	▼	+2.5%	+17
General Civil	823	▲	+13.5%	+98

\* Compared to same time period as previous year

\*\* Case Type Categories are defined in the 2017 Virginia Judicial Workload Assessment

**CPSS - GCMS CASELOAD STATISTICS OF THE GENERAL DISTRICT COURTS**

January 2024 thru September 2024 Dispositions (Compared to January 2023 thru September 2023)

Infraction/Civil Violation	6,907	▲	+49.2%	+2,279
Landlord /Tenant	380	▼	-20.3%	-97
Misdemeanor	1,985	▲	+31.1%	+471
New to Workload Study	0	▼	-100.0%	-1
Other	422	▲	-6.2%	-28
Protective Orders	68	▲	+25.9%	+14
<b>GRAND TOTAL</b>	<b>11,590</b>	▲	31.0%	+2,744

\* Compared to same time period as previous year  
10/15/2024 1:33:13PM

\*\* Case Type Categories are defined in the 2017 Virginia Judicial Workload Assessment  
Source: SCV-SQL-Information

**CPSS - GCMS CASELOAD STATISTICS OF THE GENERAL DISTRICT COURTS**

January 2024 thru September 2024 Dispositions (Compared to January 2023 thru September 2023)

2024 Overall GRAND TOTAL		Distribution of Caseload			Change*		Percentage (%) of Caseload		
<b>1,017</b>	+43 4.4%	<b>Criminal</b>	80	8%	-26.6% ▼	-29	<b>Criminal</b>	2023 11.2%	2024 7.9%
2024		<b>Traffic</b>	733	72%	9.1% ▲	+61	<b>Traffic</b>	69.0%	72.1%
2023		<b>Civil</b>	198	19%	5.3% ▲	+10	<b>Civil</b>	19.3%	19.5%
		<b>Civil Commitments</b>	6	1%	20.0% ▲	+1	<b>Civil Commitments</b>	0.5%	0.6%
		<b>GRAND TOTAL</b>	<b>1,017</b>	100%	4.4% ▲	+43	<b>GRAND TOTAL</b>	100%	100%

**Dispositions by Division & Code**

Division	Case Type Description	Code	Summary	Change	% Change	Absolute Change
<b>Criminal</b>	Misdemeanor	M	48	▼	-45.5%	-40
	Show Cause	SC	11	▲	+175.0%	+7
	Civil Violation	CV	8	▲	+100.0%	+4
	Felony	F	7	▼	-41.7%	-5
	Capias	CA	6	▲	+500.0%	+5
	<b>Total</b>			<b>80</b>	▼	<b>-26.6%</b>
<b>Traffic</b>	Infraction	I	614	▲	+8.1%	+46
	Misdemeanor	M	112	▲	+20.4%	+19
	Show Cause	SC	3	↔		-
	Capias	CA	2	▲	+100.0%	+1
	Felony	F	2	▲	-	+2
	Restricted Operators License	RL	0	▼	-100.0%	-7
	<b>Total</b>			<b>733</b>	▲	<b>9.1%</b>
<b>Civil</b>	Warrant in Debt	WD	102	▲	+29.1%	+23
	Garnishment	GA	59	▼	-14.5%	-10
	Unlawful Detainer	UD	22	▲	+83.3%	+10
	Other	OT	6	▼	-53.8%	-7
	Admin License	AL	2	↔		-
	Motion for Judgment	MJ	2	▲	+100.0%	+1
	Preliminary Protective Order	PP	2	▼	-50.0%	-2
	Detinue	DT	1	▲	-	+1
	Protective Order	PO	1	▼	-80.0%	-4
	Tenants Assertion	TA	1	↔		-
	Overweight	OC	0	▼	-100.0%	-1
	Show Cause	SC	0	▼	-100.0%	-1
	<b>Total</b>			<b>198</b>	▲	<b>5.3%</b>
<b>Civil Commitments</b>	Temporary Detention Order	TD	4	▲	+33.3%	+1
	Emergency Custody Order	EC	2	↔		-
	<b>Total</b>		<b>6</b>	▲	<b>20.0%</b>	<b>+1</b>
<b>GRAND TOTAL</b>			<b>1,017</b>	▲	4.4%	+43

**Dispositions by Major Case Category\*\***

Category	Summary	Change	% Change	Absolute Change
Felony	9	▲	-25.0%	-3
Garnishment	59	▼	-14.5%	-10
General Civil	105	▲	+31.3%	+25
Infraction/Civil Violation	622	▲	+8.6%	+49
Landlord /Tenant	23	▲	+76.9%	+10
Misdemeanor	160	▼	-14.9%	-28
Other	36	▲	+20.0%	+6
Protective Orders	3	▼	-66.7%	-6
<b>GRAND TOTAL</b>	<b>1,017</b>	▲	4.4%	+43

\* Compared to same time period as previous year  
10/15/2024 1:33:13PM

\*\* Case Type Categories are defined in the 2017 Virginia Judicial Workload Assessment  
Source: SCV-SQL-Information

**CPSS - GCMS CASELOAD STATISTICS OF THE GENERAL DISTRICT COURTS**

January 2024 thru September 2024 Dispositions (Compared to January 2023 thru September 2023)

2024 Overall GRAND TOTAL		Distribution of Caseload			Change*		Percentage (%) of Caseload		
<b>14,295</b>	+3,392 31.1%	<b>Criminal</b>	263	2%	-17.0% ▼	-54	<b>Criminal</b>	2023 2.9%	2024 1.8%
2024	↑	<b>Traffic</b>	13,515	95%	33.6% ▲	+3,402	<b>Traffic</b>	92.8%	94.5%
2023		<b>Civil</b>	494	3%	8.3% ▲	+38	<b>Civil</b>	4.2%	3.5%
		<b>Civil Commitments</b>	23	0%	35.3% ▲	+6	<b>Civil Commitments</b>	0.2%	0.2%
		<b>GRAND TOTAL</b>	<b>14,295</b>	100%	31.1% ▲	+3,392	<b>GRAND TOTAL</b>	100%	100%

**Dispositions by Division & Code**

Division	Case Type Description	Code	Summary	Change	% Change	Absolute Change
<b>Criminal</b>	Misdemeanor	M	146	▼	-5.2%	-8
	Felony	F	73	▼	-37.1%	-43
	Civil Violation	CV	21	▲	+31.3%	+5
	Capias	CA	13	▼	-38.1%	-8
	Show Cause	SC	10	↔		-
	<b>Total</b>			<b>263</b>	▼	<b>-17.0%</b>
<b>Traffic</b>	Infraction	I	10,628	▲	+47.4%	+3,416
	Misdemeanor	M	2,722	▼	-2.6%	-72
	Capias	CA	70	▲	+22.8%	+13
	Civil Violation	CV	60	▲	+1,100.0%	+55
	Show Cause	SC	26	▼	-31.6%	-12
	Felony	F	8	▲	+14.3%	+1
	Other	O	1	▲	-	+1
	<b>Total</b>			<b>13,515</b>	▲	<b>33.6%</b>
<b>Civil</b>	Warrant in Debt	WD	249	▲	+58.6%	+92
	Garnishment	GA	163	▼	-15.1%	-29
	Unlawful Detainer	UD	39	▼	-18.8%	-9
	Other	OT	13	▼	+8.3%	+1
	Admin License	AL	7	▼	-22.2%	-2
	Preliminary Protective Order	PP	7	▼	-22.2%	-2
	Impoundment	IM	4	▼	-42.9%	-3
	Abstract	AJ	3	▲	-	+3
	Overweight	OC	3	▼	-25.0%	-1
	Detinue	DT	2	▼	-33.3%	-1
	Bond Forfeiture	BF	1	▼	-75.0%	-3
	Motion for Judgment	MJ	1	↔		-
	Protective Order	PO	1	▼	-85.7%	-6
	Tenants Assertion	TA	1	▲	-	+1
	Capias	CA	0	▼	-100.0%	-1
	Mechanic's Lien	ML	0	▼	-100.0%	-1
	Show Cause	SC	0	▼	-100.0%	-1
<b>Total</b>			<b>494</b>	▲	<b>8.3%</b>	<b>+38</b>
<b>Civil Commitments</b>	Temporary Detention Order	TD	16	▲	+33.3%	+4
	Emergency Custody Order	EC	5	▲	+25.0%	+1
	Medical Emergency Custody Order	ME	1	↔		-
	Mental Commitment	MC	1	▲	-	+1
<b>Total</b>			<b>23</b>	▲	<b>35.3%</b>	<b>+6</b>
<b>GRAND TOTAL</b>			<b>14,295</b>	▲	31.1%	+3,392

**Dispositions by Major Case Category\*\***

Category	Summary	Change	% Change	Absolute Change
Felony	81	▼	-34.1%	-42
Garnishment	163	▼	-15.1%	-29
General Civil	254	▼	+53.9%	+89
Infraction/Civil Violation	10,713	▲	+48.0%	+3,476
Landlord /Tenant	40	▲	-16.7%	-8
Misdemeanor	2,868	▼	-2.7%	-80
Other	168	▲	-3.4%	-6

\* Compared to same time period as previous year  
10/15/2024 1:33:13PM

\*\* Case Type Categories are defined in the 2017 Virginia Judicial Workload Assessment  
Source: SCV-SQL-Information

**CPSS - GCMS CASELOAD STATISTICS OF THE GENERAL DISTRICT COURTS**

January 2024 thru September 2024 Dispositions (Compared to January 2023 thru September 2023)

---

Protective Orders	8	▼	-50.0%	-8
<b><i>GRAND TOTAL</i></b>	<b><u>14,295</u></b>	<b>▲</b>	<b>31.1%</b>	<b>+3,392</b>




---

\* Compared to same time period as previous year  
10/15/2024 1:33:13PM

\*\* Case Type Categories are defined in the 2017 Virginia Judicial Workload Assessment  
Source: SCV-SQL-Information

**CPSS - GCMS CASELOAD STATISTICS OF THE GENERAL DISTRICT COURTS**

January 2024 thru September 2024 Dispositions (Compared to January 2023 thru September 2023)

2024 Overall GRAND TOTAL		Distribution of Caseload			Change*		Percentage (%) of Caseload			
<b>23,458</b>	-1,742 -6.9%	<b>Criminal</b>	0	0%	-100.0%	▼	-1	<b>Criminal</b>	2023 0.0%	2024 0.0%
2024 		<b>Civil</b>	22,965	98%	-5.6%	▼	-1,359	<b>Civil</b>	96.5%	97.9%
2023 		<b>Civil Commitments</b>	493	2%	-43.7%	▼	-382	<b>Civil Commitments</b>	3.5%	2.1%
<b>GRAND TOTAL</b>		<b>GRAND TOTAL</b>	<b>23,458</b>	100%	-6.9%	▼	-1,742	<b>GRAND TOTAL</b>	100%	100%

**Dispositions by Division & Code**

Division	Case Type Description	Code	Summary	Change	% Change	Absolute Change
<b>Criminal</b>	Show Cause	SC	0	▼	-100.0%	-1
	Total		<b>0</b>	▼	<b>-100.0%</b>	<b>-1</b>
<b>Civil</b>	Unlawful Detainer	UD	7,870	▲	+2.3%	+176
	Garnishment	GA	7,137	▼	-19.7%	-1,749
	Warrant in Debt	WD	5,719	▲	+19.6%	+938
	Other	OT	572	▲	-12.4%	-81
	Motion for Judgment	MJ	518	▼	-10.7%	-62
	Preliminary Protective Order	PP	347	▲	+5.5%	+18
	Protective Order	PO	234	▲	+4.9%	+11
	Show Cause	SC	234	▼	-62.0%	-381
	Interrogatory	IN	135	▼	-34.1%	-70
	Abstract	AJ	92	▼	-57.2%	-123
	Detinue	DT	62	▼	-40.4%	-42
	Tenants Assertion	TA	34	▲	+41.7%	+10
	Counter Claim	CC	7	▼	-36.4%	-4
	Petition-Restore Arms	PR	2	↔		-
	Bond Forfeiture	BF	1	▲	-	+1
	Third Party Claim	TH	1	↔		-
Petition to Require Blood Test	BT	0	▼	-100.0%	-1	
Total			<b>22,965</b>	▼	<b>-5.6%</b>	<b>-1,359</b>
<b>Civil Commitments</b>	Temporary Detention Order	TD	297	▼	-49.4%	-290
	Emergency Custody Order	EC	195	▼	-32.3%	-93
	Mental Commitment	MC	1	▲	-	+1
Total			<b>493</b>	▼	<b>-43.7%</b>	<b>-382</b>
<b>GRAND TOTAL</b>			<b>23,458</b>	▼	-6.9%	-1,742

**Dispositions by Major Case Category\*\***

Category	Summary	Change	% Change	Absolute Change	
Garnishment	7,272	▼	-20.0%	-1,819	
General Civil	6,316	▲	+15.3%	+838	
Landlord /Tenant	7,904	▲	+2.4%	+186	
Other	1,385	▲	-41.3%	-976	
Protective Orders	581	▲	+5.3%	+29	
<b>GRAND TOTAL</b>		<b>23,458</b>	▼	-6.9%	-1,742

\* Compared to same time period as previous year  
10/15/2024 1:33:13PM

\*\* Case Type Categories are defined in the 2017 Virginia Judicial Workload Assessment  
Source: SCV-SQL-Information

2024 Overall GRAND TOTAL		Distribution of Caseload			Change*		Percentage (%) of Caseload		
<b>7,757</b>	+495 6.8%	<b>Criminal</b>	7,442	96%	6.3% ▲	+440	<b>Criminal</b>	2023 96.4%	2024 95.9%
2024	↑	<b>Traffic</b>	307	4%	22.3% ▲	+56	<b>Traffic</b>	3.5%	4.0%
2023		<b>Civil</b>	8	0%	-11.1% ▼	-1	<b>Civil</b>	0.1%	0.1%
		<b>GRAND TOTAL</b>	<b>7,757</b>	100%	6.8% ▲	+495	<b>GRAND TOTAL</b>	100%	100%

Dispositions by Division & Code

Division	Case Type Description	Code	Summary	Change	% Change	Absolute Change
<b>Criminal</b>	Misdemeanor	M	4,990	▲	+11.3%	+505
	Felony	F	2,083	▼	-3.3%	-71
	Show Cause	SC	142	▲	+10.1%	+13
	Civil Violation	CV	114	▲	+11.8%	+12
	Capias	CA	113	▼	-10.3%	-13
	Restricted Operators License	RL	0	▼	-100.0%	-6
	<b>Total</b>			<b>7,442</b>	<b>▲</b>	<b>6.3%</b>
<b>Traffic</b>	Infraction	I	197	▲	+34.0%	+50
	Misdemeanor	M	91	↔	-	-
	Felony	F	16	▲	+23.1%	+3
	Capias	CA	2	▲	-	+2
	Civil Violation	CV	1	▲	-	+1
<b>Total</b>			<b>307</b>	<b>▲</b>	<b>22.3%</b>	<b>+56</b>
<b>Civil</b>	Bond Forfeiture	BF	5	▼	-44.4%	-4
	Other	OT	2	▲	-	+2
	Impoundment	IM	1	▲	-	+1
<b>Total</b>			<b>8</b>	<b>▼</b>	<b>-11.1%</b>	<b>-1</b>
<b>GRAND TOTAL</b>			<b>7,757</b>	<b>▲</b>	<b>6.8%</b>	<b>+495</b>

Dispositions by Major Case Category\*\*

Category	Summary	Change	% Change	Absolute Change
Felony	2,099	▲	-3.1%	-68
General Civil	2	▲	-	+2
Infraction/Civil Violation	312	▲	+25.3%	+63
Misdemeanor	5,081	▼	+10.9%	+499
Other	263	▲	-0.4%	-1
<b>GRAND TOTAL</b>	<b>7,757</b>	<b>▲</b>	<b>6.8%</b>	<b>+495</b>



2024 Overall GRAND TOTAL		Distribution of Caseload			Change*		Percentage (%) of Caseload		
<b>17,023</b>	+2,859 20.2%	<b>Criminal</b>	1,606	9%	15.0% ▲	+210	<b>Criminal</b>	2023 9.9%	2024 9.4%
2024		<b>Traffic</b>	15,023	88%	22.7% ▲	+2,779	<b>Traffic</b>	86.4%	88.3%
2023		<b>Civil</b>	394	2%	-24.8% ▼	-130	<b>Civil</b>	3.7%	2.3%
		<b>GRAND TOTAL</b>	<b>17,023</b>	100%	20.2% ▲	+2,859	<b>GRAND TOTAL</b>	100%	100%

Dispositions by Division & Code

Division	Case Type Description	Code	Summary	Change	% Change	Absolute Change
<b>Criminal</b>	Misdemeanor	M	1,150	▲	+12.2%	+125
	Civil Violation	CV	203	▲	+36.2%	+54
	Felony	F	112	▲	+2.8%	+3
	Show Cause	SC	93	▲	+32.9%	+23
	Capias	CA	24	▼	-25.0%	-8
	Restricted Operators License	RL	21	▲	+90.9%	+10
	Motion	MO	3	▲	-	+3
	<b>Total</b>			<b>1,606</b>	<b>▲</b>	<b>15.0%</b>
<b>Traffic</b>	Infraction	I	10,462	▲	+25.0%	+2,095
	Misdemeanor	M	3,947	▲	+21.2%	+691
	Other	O	384	▼	-27.4%	-145
	Civil Violation	CV	131	▲	+718.8%	+115
	Felony	F	75	▲	+33.9%	+19
	Capias	CA	11	▲	+22.2%	+2
	Show Cause	SC	11	▲	+22.2%	+2
	Restricted Operators License	RL	2	↔	-	-
<b>Total</b>			<b>15,023</b>	<b>▲</b>	<b>22.7%</b>	<b>+2,779</b>
<b>Civil</b>	Admin License	AL	312	▼	-30.2%	-135
	Impoundment	IM	49	▼	-2.0%	-1
	Other	OT	18	▲	+12.5%	+2
	Bond Forfeiture	BF	15	▲	+36.4%	+4
<b>Total</b>			<b>394</b>	<b>▼</b>	<b>-24.8%</b>	<b>-130</b>
<b>GRAND TOTAL</b>			<b>17,023</b>	<b>▲</b>	<b>20.2%</b>	<b>+2,859</b>

Dispositions by Major Case Category\*\*

Category	Summary	Change	% Change	Absolute Change
Felony	187	▲	+13.3%	+22
General Civil	18	▲	+12.5%	+2
Infraction/Civil Violation	11,180	▲	+23.4%	+2,119
Misdemeanor	5,120	▲	+19.2%	+826
Other	518	▲	-17.5%	-110
<b>GRAND TOTAL</b>	<b>17,023</b>	<b>▲</b>	<b>20.2%</b>	<b>+2,859</b>

**CPSS - GCMS CASELOAD STATISTICS OF THE GENERAL DISTRICT COURTS**

January 2024 thru September 2024 Dispositions (Compared to January 2023 thru September 2023)

**Hampton**

District: 8 FIPS: 650

2024 Overall GRAND TOTAL		Distribution of Caseload			Change*		Percentage (%) of Caseload		
<b>37,797</b>	+5,896 18.5%	<b>Criminal</b>	4,974	13%	18.9% ▲	+790	<b>Criminal</b>	2023 13.1%	2024 13.2%
2024		<b>Traffic</b>	12,183	32%	37.0% ▲	+3,293	<b>Traffic</b>	27.9%	32.2%
2023		<b>Civil</b>	18,591	49%	10.0% ▲	+1,696	<b>Civil</b>	53.0%	49.2%
		<b>Civil Commitments</b>	2,049	5%	6.1% ▲	+117	<b>Civil Commitments</b>	6.1%	5.4%
		<b>GRAND TOTAL</b>	<b>37,797</b>	100%	18.5% ▲	+5,896	<b>GRAND TOTAL</b>	100%	100%

**Dispositions by Division & Code**

Division	Case Type Description	Code	Summary	Change	% Change	Absolute Change
<b>Criminal</b>	Misdemeanor	M	3,146	▲	+19.3%	+509
	Felony	F	1,175	▲	+23.2%	+221
	Show Cause	SC	279	▼	-11.4%	-36
	Capias	CA	256	▲	+54.2%	+90
	Civil Violation	CV	118	▲	+5.4%	+6
	<b>Total</b>			<b>4,974</b>	<b>▲</b>	<b>18.9%</b>
<b>Traffic</b>	Infraction	I	8,543	▲	+36.3%	+2,274
	Misdemeanor	M	3,438	▲	+36.0%	+910
	Felony	F	78	▲	+66.0%	+31
	Capias	CA	56	▲	+600.0%	+48
	Show Cause	SC	56	▲	+194.7%	+37
	Restricted Operators License	RL	12	▼	-33.3%	-6
	Civil Violation	CV	0	▼	-100.0%	-1
	<b>Total</b>			<b>12,183</b>	<b>▲</b>	<b>37.0%</b>
<b>Civil</b>	Warrant in Debt	WD	7,412	▲	+25.1%	+1,485
	Unlawful Detainer	UD	4,597	▼	-11.0%	-568
	Garnishment	GA	4,311	▲	+23.8%	+830
	Other	OT	434	▲	-4.8%	-22
	Preliminary Protective Order	PP	381	▼	-14.2%	-63
	Protective Order	PO	258	▼	-8.2%	-23
	Bond Forfeiture	BF	256	▲	+85.5%	+118
	Show Cause	SC	221	▲	+27.0%	+47
	Motion for Judgment	MJ	162	▲	+13.3%	+19
	Admin License	AL	159	▼	-13.1%	-24
	Abstract	AJ	129	▼	-17.3%	-27
	Detinue	DT	96	▼	-30.4%	-42
	Interrogatory	IN	93	▼	-26.8%	-34
	Tenants Assertion	TA	44	▲	+4.8%	+2
	Counter Claim	CC	26	▲	+18.2%	+4
	Impoundment	IM	6	▲	+50.0%	+2
	Capias	CA	3	▼	-57.1%	-4
	Restricted Operators License	RL	2	▲	-	+2
	Petition-Restore Arms	PR	1	▼	-80.0%	-4
	Third Party Claim	TH	0	▼	-100.0%	-2
<b>Total</b>			<b>18,591</b>	<b>▲</b>	<b>10.0%</b>	<b>+1,696</b>
<b>Civil Commitments</b>	Mental Commitment	MC	885	▼	-18.9%	-206
	Temporary Detention Order	TD	675	▲	+13.1%	+78
	Emergency Custody Order	EC	374	▲	+181.2%	+241
	Other	OT	85	▲	+11.8%	+9
	Medical Emergency Temporary Detention Order	MT	30	▼	-11.8%	-4
	Medical Emergency Custody Order	ME	0	▼	-100.0%	-1
<b>Total</b>			<b>2,049</b>	<b>▲</b>	<b>6.1%</b>	<b>+117</b>
<b>GRAND TOTAL</b>			<b>37,797</b>	<b>▲</b>	<b>18.5%</b>	<b>+5,896</b>

**Dispositions by Major Case Category\*\***

Category	Summary	Change	% Change	Absolute Change
Felony	1,253	▲	+25.2%	+252
Garnishment	4,404	▼	+22.1%	+796

\* Compared to same time period as previous year  
10/15/2024 1:33:13PM

\*\* Case Type Categories are defined in the 2017 Virginia Judicial Workload Assessment  
Source: SCV-SQL-Information

**CPSS - GCMS CASELOAD STATISTICS OF THE GENERAL DISTRICT COURTS**

January 2024 thru September 2024 Dispositions (Compared to January 2023 thru September 2023)

**Hampton**

District: 8 FIPS: 650

General Civil	7,795	▼	+23.7%	+1,496
Infraction/Civil Violation	8,661	▼	+35.7%	+2,279
Involuntary Civil Commitments	85	▲	+11.8%	+9
Landlord /Tenant	4,641	▼	-10.9%	-566
Misdemeanor	6,598	▲	+27.3%	+1,415
Other	3,721	▲	+8.8%	+301
Protective Orders	639	▼	-11.9%	-86
<b>GRAND TOTAL</b>	<b>37,797</b>	▲	18.5%	+5,896

2024 Overall GRAND TOTAL		Distribution of Caseload		Change*		Percentage (%) of Caseload		
<b>1,191</b>	+398 50.2%	<b>Criminal</b>	116 10%	-26.1% ▼	-41	<b>Criminal</b>	2023 19.8%	2024 9.7%
2024	↑	<b>Traffic</b>	801 67%	93.9% ▲	+388	<b>Traffic</b>	52.1%	67.3%
2023		<b>Civil</b>	272 23%	22.0% ▲	+49	<b>Civil</b>	28.1%	22.8%
		<b>Civil Commitments</b>	2 0%	- ▲	+2	<b>Civil Commitments</b>	0.0%	0.2%
		<b>GRAND TOTAL</b>	<b>1,191</b> 100%	50.2% ▲	+398	<b>GRAND TOTAL</b>	100%	100%

**Dispositions by Division & Code**

Division	Case Type Description	Code	Summary	Change	% Change	Absolute Change
<b>Criminal</b>	Misdemeanor	M	74	▼	-36.8%	-43
	Capias	CA	19	▲	+90.0%	+9
	Felony	F	17	▼	-15.0%	-3
	Civil Violation	CV	3	▼	-50.0%	-3
	Show Cause	SC	2	▼	-50.0%	-2
	Restricted Operators License	RL	1	▲	-	+1
	<b>Total</b>			<b>116</b>	▼	<b>-26.1%</b>
<b>Traffic</b>	Infraction	I	665	▲	+112.5%	+352
	Misdemeanor	M	120	▲	+37.9%	+33
	Show Cause	SC	9	▲	+125.0%	+5
	Capias	CA	4	▼	-20.0%	-1
	Restricted Operators License	RL	2	↔	-	-
	Felony	F	1	▼	-50.0%	-1
<b>Total</b>			<b>801</b>	▲	<b>93.9%</b>	<b>+388</b>
<b>Civil</b>	Warrant in Debt	WD	139	▲	+52.7%	+48
	Garnishment	GA	81	▲	+9.5%	+7
	Unlawful Detainer	UD	14	▼	-12.5%	-2
	Other	OT	12	▼	-7.7%	-1
	Preliminary Protective Order	PP	8	▼	-27.3%	-3
	Protective Order	PO	6	▼	-45.5%	-5
	Interrogatory	IN	4	▲	+300.0%	+3
	Detinue	DT	3	▲	-	+3
	Abstract	AJ	2	▲	-	+2
	Admin License	AL	1	↔	-	-
	Bond Forfeiture	BF	1	▼	-50.0%	-1
	Counter Claim	CC	1	↔	-	-
	Show Cause	SC	0	▼	-100.0%	-1
	Tenants Assertion	TA	0	▼	-100.0%	-1
<b>Total</b>			<b>272</b>	▲	<b>22.0%</b>	<b>+49</b>
<b>Civil Commitments</b>	Emergency Custody Order	EC	2	▲	-	+2
<b>Total</b>			<b>2</b>	▲	-	<b>+2</b>
<b>GRAND TOTAL</b>			<b>1,191</b>	▲	<b>50.2%</b>	<b>+398</b>

**Dispositions by Major Case Category\*\***




Category	Summary	Change	% Change	Absolute Change
Felony	18	▼	-18.2%	-4
Garnishment	85	▲	+13.3%	+10
General Civil	142	▲	+54.3%	+50
Infraction/Civil Violation	668	▲	+109.4%	+349
Landlord /Tenant	14	▼	-17.6%	-3
Misdemeanor	197	▲	-4.4%	-9
Other	53	▲	+32.5%	+13
Protective Orders	14	▼	-36.4%	-8
<b>GRAND TOTAL</b>	<b>1,191</b>	▲	<b>50.2%</b>	<b>+398</b>

\* Compared to same time period as previous year  
 10/15/2024 1:33:13PM

\*\* Case Type Categories are defined in the 2017 Virginia Judicial Workload Assessment  
 Source: SCV-SQL-Information

**CPSS - GCMS CASELOAD STATISTICS OF THE GENERAL DISTRICT COURTS**

January 2024 thru September 2024 Dispositions (Compared to January 2023 thru September 2023)

2024 Overall GRAND TOTAL		Distribution of Caseload			Change*		Percentage (%) of Caseload		
<b>8,621</b>	-701 -7.5%	<b>Criminal</b>	1,262	15%	2.4% ▲	+30	<b>Criminal</b>	2023 13.2%	2024 14.6%
2024 		<b>Traffic</b>	5,532	64%	-11.7% ▼	-730	<b>Traffic</b>	67.2%	64.2%
2023 		<b>Civil</b>	1,774	21%	1.3% ▲	+22	<b>Civil</b>	18.8%	20.6%
		<b>Civil Commitments</b>	53	1%	-30.3% ▼	-23	<b>Civil Commitments</b>	0.8%	0.6%
		<b>GRAND TOTAL</b>	<b>8,621</b>	100%	-7.5% ▼	-701	<b>GRAND TOTAL</b>	100%	100%

**Dispositions by Division & Code**

Division	Case Type Description	Code	Summary	Change	% Change	Absolute Change
<b>Criminal</b>	Misdemeanor	M	804	▲	+7.5%	+56
	Felony	F	231	▼	-15.4%	-42
	Capias	CA	108	▼	-10.0%	-12
	Show Cause	SC	67	▲	+31.4%	+16
	Civil Violation	CV	52	▲	+30.0%	+12
	<b>Total</b>			<b>1,262</b>	▲	<b>2.4%</b>
<b>Traffic</b>	Infraction	I	4,805	▼	-14.7%	-829
	Misdemeanor	M	664	▲	+16.9%	+96
	Civil Violation	CV	30	▲	-	+30
	Show Cause	SC	13	▼	-43.5%	-10
	Felony	F	12	▼	-14.3%	-2
	Capias	CA	6	▼	-66.7%	-12
	Restricted Operators License	RL	2	▼	-60.0%	-3
	<b>Total</b>			<b>5,532</b>	▼	<b>-11.7%</b>
<b>Civil</b>	Warrant in Debt	WD	758	▲	+8.0%	+56
	Garnishment	GA	374	▲	+14.0%	+46
	Unlawful Detainer	UD	211	▼	-7.9%	-18
	Other	OT	103	▲	-10.4%	-12
	Admin License	AL	88	▼	-17.8%	-19
	Impoundment	IM	73	▲	+19.7%	+12
	Preliminary Protective Order	PP	72	▼	-7.7%	-6
	Protective Order	PO	33	▼	-13.2%	-5
	Bond Forfeiture	BF	13	▲	+30.0%	+3
	Interrogatory	IN	12	▼	-36.8%	-7
	Abstract	AJ	9	▼	-18.2%	-2
	Show Cause	SC	7	▲	+16.7%	+1
	Detinue	DT	6	▼	-79.3%	-23
	Motion for Judgment	MJ	6	▼	-50.0%	-6
	Tenants Assertion	TA	4	▲	+33.3%	+1
	Counter Claim	CC	2	▼	-33.3%	-1
	Petition-Restore Arms	PR	2	▲	+100.0%	+1
	Capias	CA	1	▲	-	+1
<b>Total</b>			<b>1,774</b>	▲	<b>1.3%</b>	<b>+22</b>
<b>Civil Commitments</b>	Temporary Detention Order	TD	32	▼	-25.6%	-11
	Emergency Custody Order	EC	18	▼	-43.8%	-14
	Mental Commitment	MC	3	▲	+200.0%	+2
<b>Total</b>			<b>53</b>	▼	<b>-30.3%</b>	<b>-23</b>
<b>GRAND TOTAL</b>			<b>8,621</b>	▼	-7.5%	-701

**Dispositions by Major Case Category\*\***

Category	Summary	Change	% Change	Absolute Change
Felony	243	▼	-15.3%	-44
Garnishment	386	▼	+11.2%	+39
General Civil	780	▼	+3.9%	+29
Infraction/Civil Violation	4,887	▲	-13.9%	-787
Landlord /Tenant	215	▲	-7.3%	-17
Misdemeanor	1,470	▼	+11.3%	+149
Other	535	▲	-9.9%	-59

\* Compared to same time period as previous year

\*\* Case Type Categories are defined in the 2017 Virginia Judicial Workload Assessment

**CPSS - GCMS CASELOAD STATISTICS OF THE GENERAL DISTRICT COURTS**

**Gloucester**

January 2024 thru September 2024 Dispositions (Compared to January 2023 thru September 2023)

District: 9 FIPS: 073

Protective Orders	105	▼	-9.5%	-11
<b>GRAND TOTAL</b>	<b>8,621</b>	▼	-7.5%	-701

\* Compared to same time period as previous year  
10/15/2024 1:33:13PM

\*\* Case Type Categories are defined in the 2017 Virginia Judicial Workload Assessment  
Source: SCV-SQL-Information

2024 Overall GRAND TOTAL		Distribution of Caseload			Change*		Percentage (%) of Caseload		
<b>3,360</b>	-168 -4.8%	<b>Criminal</b>	243	7%	-0.8% ▼	-2	<b>Criminal</b>	2023 6.9%	2024 7.2%
2024		<b>Traffic</b>	2,870	85%	-6.0% ▼	-184	<b>Traffic</b>	86.6%	85.4%
2023		<b>Civil</b>	244	7%	10.9% ▲	+24	<b>Civil</b>	6.2%	7.3%
		<b>Civil Commitments</b>	3	0%	-66.7% ▼	-6	<b>Civil Commitments</b>	0.3%	0.1%
		<b>GRAND TOTAL</b>	<b>3,360</b>	100%	-4.8% ▼	-168	<b>GRAND TOTAL</b>	100%	100%

**Dispositions by Division & Code**

Division	Case Type Description	Code	Summary	Change	% Change	Absolute Change
<b>Criminal</b>	Misdemeanor	M	185	▲	+13.5%	+22
	Felony	F	31	▼	-6.1%	-2
	Capias	CA	15	▼	-34.8%	-8
	Civil Violation	CV	7	↔		-
	Show Cause	SC	4	▼	-78.9%	-15
	Restricted Operators License	RL	1	▲	-	+1
	<b>Total</b>			<b>243</b>	▼	<b>-0.8%</b>
<b>Traffic</b>	Infraction	I	2,522	▼	-6.5%	-176
	Misdemeanor	M	337	▼	-2.0%	-7
	Capias	CA	5	↔		-
	Show Cause	SC	4	▲	+33.3%	+1
	Restricted Operators License	RL	2	▼	-33.3%	-1
	Civil Violation	CV	0	▼	-100.0%	-1
<b>Total</b>			<b>2,870</b>	▼	<b>-6.0%</b>	<b>-184</b>
<b>Civil</b>	Warrant in Debt	WD	112	▲	+19.1%	+18
	Garnishment	GA	65	▲	+27.5%	+14
	Other	OT	22	▲	+4.8%	+1
	Admin License	AL	10	▲	+66.7%	+4
	Preliminary Protective Order	PP	9	▲	+12.5%	+1
	Protective Order	PO	9	↔		-
	Unlawful Detainer	UD	8	▼	-57.9%	-11
	Detinue	DT	5	▲	+400.0%	+4
	Abstract	AJ	2	↔		-
	Counter Claim	CC	1	▲	-	+1
	Impoundment	IM	1	▼	-83.3%	-5
	Interrogatory	IN	0	▼	-100.0%	-1
	Petition-Restore Arms	PR	0	▼	-100.0%	-2
<b>Total</b>			<b>244</b>	▲	<b>10.9%</b>	<b>+24</b>
<b>Civil Commitments</b>	Temporary Detention Order	TD	3	▼	-62.5%	-5
	Emergency Custody Order	EC	0	▼	-100.0%	-1
<b>Total</b>			<b>3</b>	▼	<b>-66.7%</b>	<b>-6</b>
<b>GRAND TOTAL</b>			<b>3,360</b>	▼	<b>-4.8%</b>	<b>-168</b>

**Dispositions by Major Case Category\*\***

Category	Summary	Change	% Change	Absolute Change
Felony	31	▼	-6.1%	-2
Garnishment	65	▼	+25.0%	+13
General Civil	120	▲	+20.0%	+20
Infraction/Civil Violation	2,529	▼	-6.5%	-177
Landlord /Tenant	8	▼	-57.9%	-11
Misdemeanor	525	▲	+2.9%	+15
Other	64	▲	-29.7%	-27
Protective Orders	18	▲	+5.9%	+1
<b>GRAND TOTAL</b>	<b>3,360</b>	▼	<b>-4.8%</b>	<b>-168</b>

\* Compared to same time period as previous year  
 10/15/2024 1:33:13PM

\*\* Case Type Categories are defined in the 2017 Virginia Judicial Workload Assessment  
 Source: SCV-SQL-Information

**CPSS - GCMS CASELOAD STATISTICS OF THE GENERAL DISTRICT COURTS**

January 2024 thru September 2024 Dispositions (Compared to January 2023 thru September 2023)

2024 Overall GRAND TOTAL		Distribution of Caseload			Change*		Percentage (%) of Caseload		
<b>4,332</b>	+582 15.5%	<b>Criminal</b>	340	8%	5.9% ▲	+19	<b>Criminal</b>	2023 8.6%	2024 7.8%
2024	↑	<b>Traffic</b>	3,260	75%	14.5% ▲	+412	<b>Traffic</b>	75.9%	75.3%
2023		<b>Civil</b>	721	17%	27.2% ▲	+154	<b>Civil</b>	15.1%	16.6%
		<b>Civil Commitments</b>	11	0%	-21.4% ▼	-3	<b>Civil Commitments</b>	0.4%	0.3%
		<b>GRAND TOTAL</b>	<b>4,332</b>	100%	15.5% ▲	+582	<b>GRAND TOTAL</b>	100%	100%

**Dispositions by Division & Code**

Division	Case Type Description	Code	Summary	Change	% Change	Absolute Change
<b>Criminal</b>	Misdemeanor	M	241	▲	+17.6%	+36
	Felony	F	56	▼	-9.7%	-6
	Capias	CA	24	↔		-
	Show Cause	SC	13	▼	-35.0%	-7
	Civil Violation	CV	4	▼	-55.6%	-5
	Restricted Operators License	RL	2	▲	+100.0%	+1
	<b>Total</b>			<b>340</b>	<b>▲</b>	<b>5.9%</b>
<b>Traffic</b>	Infraction	I	2,856	▲	+16.1%	+395
	Misdemeanor	M	382	▲	+4.7%	+17
	Capias	CA	9	▼	-30.8%	-4
	Civil Violation	CV	6	▲	+200.0%	+4
	Show Cause	SC	5	▼	-16.7%	-1
	Felony	F	2	▲	-	+2
	Restricted Operators License	RL	0	▼	-100.0%	-1
<b>Total</b>			<b>3,260</b>	<b>▲</b>	<b>14.5%</b>	<b>+412</b>
<b>Civil</b>	Warrant in Debt	WD	371	▲	+53.9%	+130
	Garnishment	GA	181	▲	+23.1%	+34
	Unlawful Detainer	UD	59	▼	-24.4%	-19
	Other	OT	55	▲	+52.8%	+19
	Preliminary Protective Order	PP	18	▼	-10.0%	-2
	Protective Order	PO	14	↔		-
	Admin License	AL	9	▼	-40.0%	-6
	Counter Claim	CC	3	▲	+200.0%	+2
	Impoundment	IM	3	▼	-57.1%	-4
	Abstract	AJ	2	▲	+100.0%	+1
	Interrogatory	IN	2	▼	-33.3%	-1
	Detinue	DT	1	▼	-66.7%	-2
	Motion for Judgment	MJ	1	▲	-	+1
	Petition-Restore Arms	PR	1	▲	-	+1
	Show Cause	SC	1	▲	-	+1
Bond Forfeiture	BF	0	▼	-100.0%	-1	
<b>Total</b>			<b>721</b>	<b>▲</b>	<b>27.2%</b>	<b>+154</b>
<b>Civil Commitments</b>	Temporary Detention Order	TD	7	↔		-
	Emergency Custody Order	EC	4	▼	-42.9%	-3
<b>Total</b>			<b>11</b>	<b>▼</b>	<b>-21.4%</b>	<b>-3</b>
<b>GRAND TOTAL</b>			<b>4,332</b>	<b>▲</b>	<b>15.5%</b>	<b>+582</b>

**Dispositions by Major Case Category\*\***

Category	Summary	Change	% Change	Absolute Change
Felony	58	▲	-6.5%	-4
Garnishment	183	▼	+22.0%	+33
General Civil	379	▲	+51.6%	+129
Infraction/Civil Violation	2,866	▲	+15.9%	+394
Landlord /Tenant	59	▼	-24.4%	-19
Misdemeanor	625	▲	+9.3%	+53
Other	130	▲	-1.5%	-2
Protective Orders	32	▼	-5.9%	-2

\* Compared to same time period as previous year

\*\* Case Type Categories are defined in the 2017 Virginia Judicial Workload Assessment



---

<i><b>GRAND TOTAL</b></i>	<b>4,332</b>	▲	15.5%	+582
---------------------------	--------------	---	-------	------

---

\* Compared to same time period as previous year  
10/15/2024 1:33:13PM

\*\* Case Type Categories are defined in the 2017 Virginia Judicial Workload Assessment  
Source: SCV-SQL-Information

**CPSS - GCMS CASELOAD STATISTICS OF THE GENERAL DISTRICT COURTS**

January 2024 thru September 2024 Dispositions (Compared to January 2023 thru September 2023)

2024 Overall GRAND TOTAL		Distribution of Caseload			Change*		Percentage (%) of Caseload		
<b>1,272</b>	-84 -6.2%	<b>Criminal</b>	152	12%	14.3% ▲	+19	<b>Criminal</b>	2023 9.8%	2024 11.9%
2024		<b>Traffic</b>	876	69%	-13.6% ▼	-138	<b>Traffic</b>	74.8%	68.9%
2023		<b>Civil</b>	235	18%	19.9% ▲	+39	<b>Civil</b>	14.5%	18.5%
		<b>Civil Commitments</b>	9	1%	-30.8% ▼	-4	<b>Civil Commitments</b>	1.0%	0.7%
		<b>GRAND TOTAL</b>	<b>1,272</b>	100%	-6.2% ▼	-84	<b>GRAND TOTAL</b>	100%	100%

**Dispositions by Division & Code**

Division	Case Type Description	Code	Summary	Change	% Change	Absolute Change
<b>Criminal</b>	Misdemeanor	M	114	▲	+29.5%	+26
	Felony	F	16	▼	-40.7%	-11
	Capias	CA	9	▲	+200.0%	+6
	Show Cause	SC	7	▼	-12.5%	-1
	Civil Violation	CV	6	▼	-14.3%	-1
	<b>Total</b>			<b>152</b>	<b>▲</b>	<b>14.3%</b>
<b>Traffic</b>	Infraction	I	731	▼	-12.0%	-100
	Misdemeanor	M	140	▼	-18.1%	-31
	Show Cause	SC	3	▼	-25.0%	-1
	Capias	CA	2	▼	-50.0%	-2
	Civil Violation	CV	0	▼	-100.0%	-1
	Felony	F	0	▼	-100.0%	-2
	Restricted Operators License	RL	0	▼	-100.0%	-1
	<b>Total</b>			<b>876</b>	<b>▼</b>	<b>-13.6%</b>
<b>Civil</b>	Warrant in Debt	WD	103	▲	+35.5%	+27
	Garnishment	GA	46	▲	+12.2%	+5
	Unlawful Detainer	UD	23	▼	-23.3%	-7
	Other	OT	19	▲	+46.2%	+6
	Admin License	AL	16	▲	+100.0%	+8
	Preliminary Protective Order	PP	13	▲	+160.0%	+8
	Protective Order	PO	9	▲	+200.0%	+6
	Detinue	DT	3	▲	+50.0%	+1
	Abstract	AJ	1	▼	-66.7%	-2
	Impoundment	IM	1	▼	-66.7%	-2
	Interrogatory	IN	1	▼	-83.3%	-5
	Counter Claim	CC	0	▼	-100.0%	-1
	Show Cause	SC	0	▼	-100.0%	-4
	Tenants Assertion	TA	0	▼	-100.0%	-1
	<b>Total</b>			<b>235</b>	<b>▲</b>	<b>19.9%</b>
<b>Civil Commitments</b>	Temporary Detention Order	TD	7	↔		-
	Emergency Custody Order	EC	2	▼	-66.7%	-4
	<b>Total</b>			<b>9</b>	<b>▼</b>	<b>-30.8%</b>
<b>GRAND TOTAL</b>			<b>1,272</b>	<b>▼</b>	<b>-6.2%</b>	<b>-84</b>

**Dispositions by Major Case Category\*\***

Category	Summary	Change	% Change	Absolute Change
Felony	16	▼	-44.8%	-13
Garnishment	47	▼		0
General Civil	107	▲	+35.4%	+28
Infraction/Civil Violation	737	▼	-12.2%	-102
Landlord /Tenant	23	▼	-25.8%	-8
Misdemeanor	254	▼	-2.3%	-6
Other	66	▼	+4.8%	+3
Protective Orders	22	▲	+175.0%	+14
<b>GRAND TOTAL</b>	<b>1,272</b>	<b>▼</b>	<b>-6.2%</b>	<b>-84</b>

\* Compared to same time period as previous year  
10/15/2024 1:33:13PM

\*\* Case Type Categories are defined in the 2017 Virginia Judicial Workload Assessment  
Source: SCV-SQL-Information

**CPSS - GCMS CASELOAD STATISTICS OF THE GENERAL DISTRICT COURTS**

January 2024 thru September 2024 Dispositions (Compared to January 2023 thru September 2023)

**Middlesex**

District: 9 FIPS: 119

2024 Overall GRAND TOTAL		Distribution of Caseload			Change*		Percentage (%) of Caseload		
<b>1,678</b>	+432 34.7%	<b>Criminal</b>	325	19%	73.8% ▲	+138	<b>Criminal</b>	2023 15.0%	2024 19.4%
2024	↑	<b>Traffic</b>	1,064	63%	34.3% ▲	+272	<b>Traffic</b>	63.6%	63.4%
2023		<b>Civil</b>	275	16%	12.2% ▲	+30	<b>Civil</b>	19.7%	16.4%
		<b>Civil Commitments</b>	14	1%	-36.4% ▼	-8	<b>Civil Commitments</b>	1.8%	0.8%
		<b>GRAND TOTAL</b>	<b>1,678</b>	100%	34.7% ▲	+432	<b>GRAND TOTAL</b>	100%	100%

**Dispositions by Division & Code**

Division	Case Type Description	Code	Summary	Change	% Change	Absolute Change
<b>Criminal</b>	Misdemeanor	M	250	▲	+89.4%	+118
	Felony	F	41	▲	+156.3%	+25
	Civil Violation	CV	18	▲	+200.0%	+12
	Capias	CA	12	▼	-33.3%	-6
	Show Cause	SC	4	▼	-73.3%	-11
	<b>Total</b>			<b>325</b>	<b>▲</b>	<b>73.8%</b>
<b>Traffic</b>	Infraction	I	884	▲	+36.2%	+235
	Misdemeanor	M	175	▲	+26.8%	+37
	Felony	F	3	▲	+50.0%	+1
	Capias	CA	1	↔		-
	Civil Violation	CV	1	▲	-	+1
	Show Cause	SC	0	▼	-100.0%	-2
	<b>Total</b>			<b>1,064</b>	<b>▲</b>	<b>34.3%</b>
<b>Civil</b>	Warrant in Debt	WD	110	▲	+14.6%	+14
	Garnishment	GA	56	▲	+30.2%	+13
	Other	OT	30	▲	+11.1%	+3
	Unlawful Detainer	UD	21	▼	-34.4%	-11
	Admin License	AL	16	▲	+33.3%	+4
	Preliminary Protective Order	PP	15	↔		-
	Protective Order	PO	9	▲	+28.6%	+2
	Impoundment	IM	6	▲	+50.0%	+2
	Detinue	DT	4	↔		-
	Abstract	AJ	2	↔		-
	Motion for Judgment	MJ	2	▲	-	+2
	Petition-Restore Arms	PR	2	▲	-	+2
	Bond Forfeiture	BF	1	▲	-	+1
	Tenants Assertion	TA	1	▲	-	+1
	Interrogatory	IN	0	▼	-100.0%	-1
	Show Cause	SC	0	▼	-100.0%	-2
<b>Total</b>			<b>275</b>	<b>▲</b>	<b>12.2%</b>	<b>+30</b>
<b>Civil Commitments</b>	Temporary Detention Order	TD	10	▼	-44.4%	-8
	Emergency Custody Order	EC	4	↔		-
<b>Total</b>			<b>14</b>	<b>▼</b>	<b>-36.4%</b>	<b>-8</b>
<b>GRAND TOTAL</b>			<b>1,678</b>	<b>▲</b>	<b>34.7%</b>	<b>+432</b>

**Dispositions by Major Case Category\*\***

Category	Summary	Change	% Change	Absolute Change
Felony	44	▲	+144.4%	+26
Garnishment	56	▼	+27.3%	+12
General Civil	121	▲	+18.6%	+19
Infraction/Civil Violation	903	▲	+37.9%	+248
Landlord /Tenant	22	▲	-31.3%	-10
Misdemeanor	425	▲	+57.4%	+155
Other	83	▲	-19.4%	-20
Protective Orders	24	▲	+9.1%	+2
<b>GRAND TOTAL</b>	<b>1,678</b>	<b>▲</b>	<b>34.7%</b>	<b>+432</b>

\* Compared to same time period as previous year  
10/15/2024 1:33:13PM

\*\* Case Type Categories are defined in the 2017 Virginia Judicial Workload Assessment  
Source: SCV-SQL-Information




**CPSS - GCMS CASELOAD STATISTICS OF THE GENERAL DISTRICT COURTS**

January 2024 thru September 2024 Dispositions (Compared to January 2023 thru September 2023)

**New Kent**

District: 9 FIPS: 127

2024 Overall GRAND TOTAL		Distribution of Caseload			Change*		Percentage (%) of Caseload		
<b>8,574</b>	-756 -8.1%	<b>Criminal</b>	1,027	12%	37.3% ▲	+279	<b>Criminal</b>	2023 8.0%	2024 12.0%
		<b>Traffic</b>	6,649	78%	-15.8% ▼	-1,249	<b>Traffic</b>	84.7%	77.5%
		<b>Civil</b>	889	10%	32.5% ▲	+218	<b>Civil</b>	7.2%	10.4%
		<b>Civil Commitments</b>	9	0%	-30.8% ▼	-4	<b>Civil Commitments</b>	0.1%	0.1%
		<b>GRAND TOTAL</b>	<b>8,574</b>	100%	-8.1% ▼	-756	<b>GRAND TOTAL</b>	100%	100%

**Dispositions by Division & Code**

Division	Case Type Description	Code	Summary	Change	% Change	Absolute Change
<b>Criminal</b>	Misdemeanor	M	568	▲	+40.2%	+163
	Felony	F	278	▲	+18.3%	+43
	Capias	CA	104	▲	+60.0%	+39
	Show Cause	SC	39	▲	+129.4%	+22
	Civil Violation	CV	38	▲	+46.2%	+12
	<b>Total</b>			<b>1,027</b>	▲	<b>37.3%</b>
<b>Traffic</b>	Infraction	I	4,253	▼	-23.0%	-1,272
	Misdemeanor	M	2,189	▲	+1.1%	+24
	Capias	CA	116	▼	-7.9%	-10
	Show Cause	SC	60	▲	+1.7%	+1
	Civil Violation	CV	17	▲	+750.0%	+15
	Felony	F	14	▼	-33.3%	-7
<b>Total</b>			<b>6,649</b>	▼	<b>-15.8%</b>	<b>-1,249</b>
<b>Civil</b>	Warrant in Debt	WD	431	▲	+40.4%	+124
	Garnishment	GA	221	▲	+31.5%	+53
	Admin License	AL	69	▲	+27.8%	+15
	Other	OT	36	▼	-2.7%	-1
	Unlawful Detainer	UD	31	▼	-13.9%	-5
	Preliminary Protective Order	PP	30	▲	+150.0%	+18
	Impoundment	IM	15	▼	-34.8%	-8
	Bond Forfeiture	BF	11	▲	+1,000.0%	+10
	Protective Order	PO	11	↔		-
	Abstract	AJ	10	▲	+42.9%	+3
	Interrogatory	IN	10	▲	+400.0%	+8
	Detinue	DT	5	▲	-	+5
	Show Cause	SC	5	▼	-16.7%	-1
	Motion for Judgment	MJ	4	▲	+33.3%	+1
	Counter Claim	CC	0	▼	-100.0%	-3
	Tenants Assertion	TA	0	▼	-100.0%	-1
<b>Total</b>			<b>889</b>	▲	<b>32.5%</b>	<b>+218</b>
<b>Civil Commitments</b>	Emergency Custody Order	EC	6	↔		-
	Temporary Detention Order	TD	3	▼	-25.0%	-1
	Mental Commitment	MC	0	▼	-100.0%	-1
	Petition	PT	0	▼	-100.0%	-2
<b>Total</b>			<b>9</b>	▼	<b>-30.8%</b>	<b>-4</b>
<b>GRAND TOTAL</b>			<b>8,574</b>	▼	-8.1%	-756

**Dispositions by Major Case Category\*\***

Category	Summary	Change	% Change	Absolute Change
Felony	292	▼	+14.1%	+36
Garnishment	231	▲	+35.9%	+61
General Civil	451	▲	+37.9%	+124
Infraction/Civil Violation	4,308	▲	-22.4%	-1,245
Involuntary Civil Commitments	0	▼	-100.0%	-2
Landlord /Tenant	31	▼	-16.2%	-6
Misdemeanor	2,757	▲	+7.3%	+187
Other	463	▲	+18.1%	+71

\* Compared to same time period as previous year

\*\* Case Type Categories are defined in the 2017 Virginia Judicial Workload Assessment

**CPSS - GCMS CASELOAD STATISTICS OF THE GENERAL DISTRICT COURTS**

**New Kent**

January 2024 thru September 2024 Dispositions (Compared to January 2023 thru September 2023)

District: 9 FIPS: 127

---

Protective Orders	41	▲	+78.3%	+18
<b><i>GRAND TOTAL</i></b>	<b><u>8,574</u></b>	▼	-8.1%	-756

\* Compared to same time period as previous year  
10/15/2024 1:33:13PM

\*\* Case Type Categories are defined in the 2017 Virginia Judicial Workload Assessment  
Source: SCV-SQL-Information

**CPSS - GCMS CASELOAD STATISTICS OF THE GENERAL DISTRICT COURTS**

January 2024 thru September 2024 Dispositions (Compared to January 2023 thru September 2023)

2024 Overall GRAND TOTAL		Distribution of Caseload			Change*		Percentage (%) of Caseload		
<b>15,609</b>	+3,586 29.8%	<b>Criminal</b>	2,181	14%	3.2% ▲	+68	<b>Criminal</b>	2023 17.6%	2024 14.0%
2024		<b>Traffic</b>	7,953	51%	60.6% ▲	+3,001	<b>Traffic</b>	41.2%	51.0%
2023		<b>Civil</b>	3,768	24%	15.1% ▲	+495	<b>Civil</b>	27.2%	24.1%
		<b>Civil Commitments</b>	1,707	11%	1.3% ▲	+22	<b>Civil Commitments</b>	14.0%	10.9%
		<b>GRAND TOTAL</b>	<b>15,609</b>	100%	29.8% ▲	+3,586	<b>GRAND TOTAL</b>	100%	100%

**Dispositions by Division & Code**

Division	Case Type Description	Code	Summary	Change	% Change	Absolute Change
<b>Criminal</b>	Misdemeanor	M	1,256	▲	+2.4%	+29
	Felony	F	437	▲	+10.9%	+43
	Capias	CA	286	▲	+9.2%	+24
	Show Cause	SC	133	▼	-8.9%	-13
	Civil Violation	CV	42	▼	-17.6%	-9
	Motion	MO	27	▼	-18.2%	-6
	<b>Total</b>			<b>2,181</b>	<b>▲</b>	<b>3.2%</b>
<b>Traffic</b>	Infraction	I	6,113	▲	+66.9%	+2,450
	Misdemeanor	M	1,638	▲	+43.9%	+500
	Capias	CA	67	▲	+24.1%	+13
	Show Cause	SC	57	▼	-16.2%	-11
	Civil Violation	CV	46	▲	-	+46
	Felony	F	29	▲	+7.4%	+2
	Motion	MO	1	▲	-	+1
	Other	O	1	▲	-	+1
	Restricted Operators License	RL	1	▼	-50.0%	-1
<b>Total</b>			<b>7,953</b>	<b>▲</b>	<b>60.6%</b>	<b>+3,001</b>
<b>Civil</b>	Warrant in Debt	WD	1,577	▲	+54.3%	+555
	Unlawful Detainer	UD	851	▼	-3.8%	-34
	Garnishment	GA	727	▲	+4.5%	+31
	Other	OT	153	▲	-26.4%	-55
	Preliminary Protective Order	PP	99	▼	-4.8%	-5
	Admin License	AL	84	▼	-10.6%	-10
	Protective Order	PO	81	▼	-6.9%	-6
	Interrogatory	IN	46	▲	+12.2%	+5
	Impoundment	IM	31	▲	+138.5%	+18
	Show Cause	SC	28	▲	+100.0%	+14
	Bond Forfeiture	BF	20	▲	-	+20
	Detinue	DT	18	▲	+157.1%	+11
	Abstract	AJ	17	▼	-56.4%	-22
	Motion for Judgment	MJ	14	▼	-65.9%	-27
	Tenants Assertion	TA	12	▼	-25.0%	-4
	Counter Claim	CC	4	▼	-20.0%	-1
	Capias	CA	3	▲	-	+3
Petition-Restore Arms	PR	2	▲	+100.0%	+1	
Overweight	OC	1	▲	-	+1	
<b>Total</b>			<b>3,768</b>	<b>▲</b>	<b>15.1%</b>	<b>+495</b>
<b>Civil Commitments</b>	Mental Commitment	MC	1,076	▲	+2.4%	+25
	Other	OT	450	▲	+2.0%	+9
	Temporary Detention Order	TD	137	▼	-11.6%	-18
	Emergency Custody Order	EC	44	▲	+15.8%	+6
	<b>Total</b>			<b>1,707</b>	<b>▲</b>	<b>1.3%</b>
<b>GRAND TOTAL</b>			<b>15,609</b>	<b>▲</b>	<b>29.8%</b>	<b>+3,586</b>

**Dispositions by Major Case Category\*\***

Category	Summary	Change	% Change	Absolute Change
Felony	466	▲	+10.7%	+45
Garnishment	773	▲	+4.9%	+36

\* Compared to same time period as previous year  
10/15/2024 1:33:13PM

\*\* Case Type Categories are defined in the 2017 Virginia Judicial Workload Assessment  
Source: SCV-SQL-Information

**CPSS - GCMS CASELOAD STATISTICS OF THE GENERAL DISTRICT COURTS**

January 2024 thru September 2024 Dispositions (Compared to January 2023 thru September 2023)

**Williamsburg**

District: 9 FIPS: 830

General Civil	1,633	▲	+51.1%	+552
Infraction/Civil Violation	6,203	▲	+67.0%	+2,489
Involuntary Civil Commitments	450	▲	+2.0%	+9
Landlord /Tenant	863	▼	-4.2%	-38
Misdemeanor	2,895	▼	+22.3%	+528
Other	2,146	▲	-1.1%	-24
Protective Orders	180	▼	-5.8%	-11
<b>GRAND TOTAL</b>	<b>15,609</b>	▲	29.8%	+3,586

\* Compared to same time period as previous year  
10/15/2024 1:33:13PM

\*\* Case Type Categories are defined in the 2017 Virginia Judicial Workload Assessment  
Source: SCV-SQL-Information



**CPSS - GCMS CASELOAD STATISTICS OF THE GENERAL DISTRICT COURTS**

January 2024 thru September 2024 Dispositions (Compared to January 2023 thru September 2023)

2024 Overall GRAND TOTAL		Distribution of Caseload			Change*		Percentage (%) of Caseload		
<b>16,344</b>	+2,717 19.9%	<b>Criminal</b>	1,804	11%	5.5% ▲	+94	<b>Criminal</b>	2023 12.5%	2024 11.0%
2024		<b>Traffic</b>	11,304	69%	24.5% ▲	+2,227	<b>Traffic</b>	66.6%	69.2%
2023		<b>Civil</b>	3,144	19%	13.2% ▲	+367	<b>Civil</b>	20.4%	19.2%
		<b>Civil Commitments</b>	92	1%	46.0% ▲	+29	<b>Civil Commitments</b>	0.5%	0.6%
		<b>GRAND TOTAL</b>	<b>16,344</b>	100%	19.9% ▲	+2,717	<b>GRAND TOTAL</b>	100%	100%

**Dispositions by Division & Code**

Division	Case Type Description	Code	Summary	Change	% Change	Absolute Change
<b>Criminal</b>	Misdemeanor	M	1,025	▼	-1.6%	-17
	Felony	F	463	▲	+16.9%	+67
	Capias	CA	179	▲	+13.3%	+21
	Show Cause	SC	90	▲	+11.1%	+9
	Civil Violation	CV	47	▲	+42.4%	+14
	<b>Total</b>			<b>1,804</b>	▲	<b>5.5%</b>
<b>Traffic</b>	Infraction	I	8,807	▲	+24.8%	+1,748
	Misdemeanor	M	2,429	▲	+25.7%	+497
	Capias	CA	40	▲	+5.3%	+2
	Felony	F	16	▼	-38.5%	-10
	Show Cause	SC	11	▼	-42.1%	-8
	Restricted Operators License	RL	1	▼	-50.0%	-1
	Civil Violation	CV	0	▼	-100.0%	-1
	<b>Total</b>			<b>11,304</b>	▲	<b>24.5%</b>
<b>Civil</b>	Warrant in Debt	WD	1,311	▲	+31.1%	+311
	Garnishment	GA	709	▼	-8.0%	-62
	Unlawful Detainer	UD	544	▼	-1.3%	-7
	Other	OT	161	▲	+29.8%	+37
	Admin License	AL	89	▲	+85.4%	+41
	Impoundment	IM	75	▲	+114.3%	+40
	Preliminary Protective Order	PP	63	▲	+14.5%	+8
	Protective Order	PO	50	▼	-12.3%	-7
	Abstract	AJ	49	▲	+81.5%	+22
	Motion for Judgment	MJ	26	▼	-13.3%	-4
	Interrogatory	IN	20	▼	-9.1%	-2
	Zoning Violation	ZO	18	▼	-37.9%	-11
	Detinue	DT	10	▲	+400.0%	+8
	Show Cause	SC	9	▼	-30.8%	-4
	Tenants Assertion	TA	5	▲	+25.0%	+1
	Counter Claim	CC	3	↔		-
	Overweight	OC	1	▲	-	+1
	Petition-Restore Arms	PR	1	▼	-50.0%	-1
	Capias	CA	0	▼	-100.0%	-2
	Restricted Operators License	RL	0	▼	-100.0%	-1
	Third Party Claim	TH	0	▼	-100.0%	-1
<b>Total</b>			<b>3,144</b>	▲	<b>13.2%</b>	<b>+367</b>
<b>Civil Commitments</b>	Temporary Detention Order	TD	62	▲	+47.6%	+20
	Emergency Custody Order	EC	26	▲	+62.5%	+10
	Medical Emergency Temporary Detention Order	MT	4	▼	-20.0%	-1
	<b>Total</b>			<b>92</b>	▲	<b>46.0%</b>
<b>GRAND TOTAL</b>			<b>16,344</b>	▲	19.9%	+2,717

**Dispositions by Major Case Category\*\***

Category	Summary	Change	% Change	Absolute Change
Felony	479	▼	+13.5%	+57
Garnishment	729	▼	-8.1%	-64
General Civil	1,364	▲	+30.5%	+319
Infraction/Civil Violation	8,855	▲	+24.8%	+1,762

\* Compared to same time period as previous year  
10/15/2024 1:33:13PM

\*\* Case Type Categories are defined in the 2017 Virginia Judicial Workload Assessment  
Source: SCV-SQL-Information

**CPSS - GCMS CASELOAD STATISTICS OF THE GENERAL DISTRICT COURTS**

**York**

January 2024 thru September 2024 Dispositions (Compared to January 2023 thru September 2023)

District: 9 FIPS: 199

Landlord /Tenant	549	▲	-1.1%	-6
Misdemeanor	3,473	▼	+15.5%	+467
Other	782	▲	+30.1%	+181
Protective Orders	113	▲	+0.9%	+1
<b>GRAND TOTAL</b>	<b>16,344</b>	▲	19.9%	+2,717

\* Compared to same time period as previous year  
10/15/2024 1:33:13PM

\*\* Case Type Categories are defined in the 2017 Virginia Judicial Workload Assessment  
Source: SCV-SQL-Information

2024 Overall GRAND TOTAL		Distribution of Caseload			Change*		Percentage (%) of Caseload		
<b>3,583</b>	+384 12.0%	<b>Criminal</b>	374	10%	-23.8% ▼	-117	<b>Criminal</b>	2023 15.3%	2024 10.4%
2024		<b>Traffic</b>	2,382	66%	13.7% ▲	+287	<b>Traffic</b>	65.5%	66.5%
2023		<b>Civil</b>	806	22%	36.6% ▲	+216	<b>Civil</b>	18.4%	22.5%
		<b>Civil Commitments</b>	21	1%	-8.7% ▼	-2	<b>Civil Commitments</b>	0.7%	0.6%
		<b>GRAND TOTAL</b>	<b>3,583</b>	100%	12.0% ▲	+384	<b>GRAND TOTAL</b>	100%	100%

Dispositions by Division & Code

Division	Case Type Description	Code	Summary	Change	% Change	Absolute Change
<b>Criminal</b>	Misdemeanor	M	197	▼	-31.1%	-89
	Felony	F	98	▼	-1.0%	-1
	Capias	CA	45	▲	+4.7%	+2
	Show Cause	SC	24	▼	-29.4%	-10
	Civil Violation	CV	10	▼	-65.5%	-19
	<b>Total</b>			<b>374</b>	▼	<b>-23.8%</b>
<b>Traffic</b>	Infraction	I	2,005	▲	+16.4%	+283
	Misdemeanor	M	349	▲	+4.8%	+16
	Show Cause	SC	11	▼	-26.7%	-4
	Felony	F	9	▼	-40.0%	-6
	Capias	CA	8	▼	-20.0%	-2
	<b>Total</b>			<b>2,382</b>	▲	<b>13.7%</b>
<b>Civil</b>	Warrant in Debt	WD	402	▲	+76.3%	+174
	Garnishment	GA	173	▼	-8.9%	-17
	Detinue	DT	54	▲	+80.0%	+24
	Unlawful Detainer	UD	38	▼	-13.6%	-6
	Other	OT	32	▲	+18.5%	+5
	Preliminary Protective Order	PP	32	▲	+113.3%	+17
	Protective Order	PO	27	▲	+58.8%	+10
	Show Cause	SC	15	▲	+150.0%	+9
	Admin License	AL	8	▼	-61.9%	-13
	Impoundment	IM	6	▲	+50.0%	+2
	Bond Forfeiture	BF	5	▲	+66.7%	+2
	Interrogatory	IN	4	▲	-	+4
	Zoning Violation	ZO	4	▲	-	+4
	Abstract	AJ	3	▼	-25.0%	-1
	Capias	CA	1	▲	-	+1
	Motion for Judgment	MJ	1	▲	-	+1
	Restricted Operators License	RL	1	▲	-	+1
Petition-Restore Arms	PR	0	▼	-100.0%	-1	
<b>Total</b>			<b>806</b>	▲	<b>36.6%</b>	<b>+216</b>
<b>Civil Commitments</b>	Emergency Custody Order	EC	13	▲	+44.4%	+4
	Temporary Detention Order	TD	7	▼	-41.7%	-5
	Mental Commitment	MC	1	▼	-50.0%	-1
	<b>Total</b>			<b>21</b>	▼	<b>-8.7%</b>
<b>GRAND TOTAL</b>			<b>3,583</b>	▲	12.0%	+384

Dispositions by Major Case Category\*\*

Category	Summary	Change	% Change	Absolute Change
Felony	107	▼	-6.1%	-7
Garnishment	177	▲	-6.8%	-13
General Civil	461	▲	+77.3%	+201
Infraction/Civil Violation	2,015	▼	+15.1%	+264
Landlord /Tenant	38	▼	-13.6%	-6
Misdemeanor	551	▲	-11.0%	-68
Other	175	▲	-7.4%	-14
Protective Orders	59	▲	+84.4%	+27

\* Compared to same time period as previous year

\*\* Case Type Categories are defined in the 2017 Virginia Judicial Workload Assessment

**CPSS - GCMS CASELOAD STATISTICS OF THE GENERAL DISTRICT COURTS**

January 2024 thru September 2024 Dispositions (Compared to January 2023 thru September 2023)

*GRAND TOTAL*

**3,583**



12.0%

+384

\* Compared to same time period as previous year  
10/15/2024 1:33:13PM

\*\* Case Type Categories are defined in the 2017 Virginia Judicial Workload Assessment  
Source: SCV-SQL-Information

2024 Overall GRAND TOTAL		Distribution of Caseload			Change*		Percentage (%) of Caseload		
<b>3,127</b>	+612 24.3%	<b>Criminal</b>	463	15%	10.0% ▲	+42	<b>Criminal</b>	2023 16.7%	2024 14.8%
2024		<b>Traffic</b>	2,063	66%	28.0% ▲	+451	<b>Traffic</b>	64.1%	66.0%
2023		<b>Civil</b>	577	18%	26.5% ▲	+121	<b>Civil</b>	18.1%	18.5%
		<b>Civil Commitments</b>	24	1%	-7.7% ▼	-2	<b>Civil Commitments</b>	1.0%	0.8%
		<b>GRAND TOTAL</b>	<b>3,127</b>	100%	24.3% ▲	+612	<b>GRAND TOTAL</b>	100%	100%

Dispositions by Division & Code

Division	Case Type Description	Code	Summary	Change	% Change	Absolute Change
<b>Criminal</b>	Misdemeanor	M	268	▲	+10.3%	+25
	Felony	F	115	▼	-4.2%	-5
	Show Cause	SC	39	▲	+21.9%	+7
	Capias	CA	32	▲	+77.8%	+14
	Civil Violation	CV	9	▲	+12.5%	+1
	<b>Total</b>			<b>463</b>	▲	<b>10.0%</b>
<b>Traffic</b>	Infraction	I	1,649	▲	+23.4%	+313
	Misdemeanor	M	401	▲	+49.1%	+132
	Show Cause	SC	6	▲	+20.0%	+1
	Civil Violation	CV	4	▲	-	+4
	Felony	F	2	▲	+100.0%	+1
	Capias	CA	1	↔	-	-
<b>Total</b>			<b>2,063</b>	▲	<b>28.0%</b>	<b>+451</b>
<b>Civil</b>	Warrant in Debt	WD	266	▲	+54.7%	+94
	Garnishment	GA	115	▲	+9.5%	+10
	Other	OT	47	▲	+11.9%	+5
	Impoundment	IM	36	▲	+50.0%	+12
	Unlawful Detainer	UD	29	▼	-42.0%	-21
	Preliminary Protective Order	PP	24	▲	+14.3%	+3
	Admin License	AL	23	▲	+43.8%	+7
	Protective Order	PO	21	▲	+90.9%	+10
	Detinue	DT	8	▲	+33.3%	+2
	Show Cause	SC	3	▼	-40.0%	-2
	Interrogatory	IN	2	▲	-	+2
	Motion for Judgment	MJ	2	▼	-33.3%	-1
	Bond Forfeiture	BF	1	▲	-	+1
	Overweight	OC	0	▼	-100.0%	-1
<b>Total</b>			<b>577</b>	▲	<b>26.5%</b>	<b>+121</b>
<b>Civil Commitments</b>	Temporary Detention Order	TD	20	▲	+5.3%	+1
	Emergency Custody Order	EC	3	▼	-50.0%	-3
	Mental Commitment	MC	1	▲	-	+1
	Petition	PT	0	▼	-100.0%	-1
<b>Total</b>			<b>24</b>	▼	<b>-7.7%</b>	<b>-2</b>
<b>GRAND TOTAL</b>			<b>3,127</b>	▲	24.3%	+612

Dispositions by Major Case Category\*\*

Category	Summary	Change	% Change	Absolute Change
Felony	117	▲	-3.3%	-4
Garnishment	117	▲	+11.4%	+12
General Civil	279	▲	+51.6%	+95
Infraction/Civil Violation	1,662	▲	+23.6%	+317
Involuntary Civil Commitments	0	▼	-100.0%	-1
Landlord /Tenant	29	▼	-42.0%	-21
Misdemeanor	669	▲	+30.7%	+157
Other	209	▲	+26.7%	+44
Protective Orders	45	▲	+40.6%	+13

\* Compared to same time period as previous year  
10/15/2024 1:33:13PM

\*\* Case Type Categories are defined in the 2017 Virginia Judicial Workload Assessment  
Source: SCV-SQL-Information

**CPSS - GCMS CASELOAD STATISTICS OF THE GENERAL DISTRICT COURTS**

January 2024 thru September 2024 Dispositions (Compared to January 2023 thru September 2023)

**Buckingham**

District: 10 FIPS: 029

*GRAND TOTAL*

**3,127**

▲

24.3%

+612

\* Compared to same time period as previous year  
10/15/2024 1:33:13PM

\*\* Case Type Categories are defined in the 2017 Virginia Judicial Workload Assessment  
Source: SCV-SQL-Information

**CPSS - GCMS CASELOAD STATISTICS OF THE GENERAL DISTRICT COURTS**

January 2024 thru September 2024 Dispositions (Compared to January 2023 thru September 2023)

2024 Overall GRAND TOTAL		Distribution of Caseload			Change*		Percentage (%) of Caseload		
<b>2,888</b>	-1,527 -34.6%	<b>Criminal</b>	328	11%	10.4% ▲	+31	<b>Criminal</b>	2023 6.7%	2024 11.4%
2024		<b>Traffic</b>	2,091	72%	-42.3% ▼	-1,534	<b>Traffic</b>	82.1%	72.4%
2023		<b>Civil</b>	456	16%	-5.8% ▼	-28	<b>Civil</b>	11.0%	15.8%
		<b>Civil Commitments</b>	13	0%	44.4% ▲	+4	<b>Civil Commitments</b>	0.2%	0.5%
		<b>GRAND TOTAL</b>	<b>2,888</b>	100%	-34.6% ▼	-1,527	<b>GRAND TOTAL</b>	100%	100%

**Dispositions by Division & Code**

Division	Case Type Description	Code	Summary	Change	% Change	Absolute Change
<b>Criminal</b>	Misdemeanor	M	181	▲	+3.4%	+6
	Felony	F	95	▲	+61.0%	+36
	Show Cause	SC	32	▲	+45.5%	+10
	Capias	CA	17	▼	-57.5%	-23
	Civil Violation	CV	3	▲	+200.0%	+2
	<b>Total</b>			<b>328</b>	▲	<b>10.4%</b>
<b>Traffic</b>	Infraction	I	1,711	▼	-45.4%	-1,422
	Misdemeanor	M	353	▼	-14.9%	-62
	Show Cause	SC	13	▼	-51.9%	-14
	Capias	CA	8	▼	-81.8%	-36
	Felony	F	6	↔		-
	<b>Total</b>			<b>2,091</b>	▼	<b>-42.3%</b>
<b>Civil</b>	Warrant in Debt	WD	262	▲	+13.4%	+31
	Garnishment	GA	98	▲	+1.0%	+1
	Other	OT	32	▼	-30.4%	-14
	Unlawful Detainer	UD	19	▼	-53.7%	-22
	Bond Forfeiture	BF	9	▲	+350.0%	+7
	Impoundment	IM	8	▼	-38.5%	-5
	Protective Order	PO	8	▼	-52.9%	-9
	Preliminary Protective Order	PP	7	▼	-61.1%	-11
	Admin License	AL	6	▼	-33.3%	-3
	Detinue	DT	4	▲	+300.0%	+3
	Abstract	AJ	2	▲	+100.0%	+1
	Tenants Assertion	TA	1	▲	-	+1
	Interrogatory	IN	0	▼	-100.0%	-3
	Show Cause	SC	0	▼	-100.0%	-5
	<b>Total</b>			<b>456</b>	▼	<b>-5.8%</b>
<b>Civil Commitments</b>	Temporary Detention Order	TD	12	▲	+33.3%	+3
	Emergency Custody Order	EC	1	▲	-	+1
	<b>Total</b>			<b>13</b>	▲	<b>44.4%</b>
<b>GRAND TOTAL</b>			<b>2,888</b>	▼	-34.6%	-1,527

**Dispositions by Major Case Category\*\***

Category	Summary	Change	% Change	Absolute Change
Felony	101	▲	+55.4%	+36
Garnishment	98	▼	-2.0%	-2
General Civil	267	▲	+13.6%	+32
Infraction/Civil Violation	1,714	▲	-45.3%	-1,420
Landlord /Tenant	20	▲	-51.2%	-21
Misdemeanor	534	▼	-9.5%	-56
Other	139	▲	-35.3%	-76
Protective Orders	15	▼	-57.1%	-20
<b>GRAND TOTAL</b>	<b>2,888</b>	▼	-34.6%	-1,527

\* Compared to same time period as previous year  
10/15/2024 1:33:13PM

\*\* Case Type Categories are defined in the 2017 Virginia Judicial Workload Assessment  
Source: SCV-SQL-Information

**CPSS - GCMS CASELOAD STATISTICS OF THE GENERAL DISTRICT COURTS**

January 2024 thru September 2024 Dispositions (Compared to January 2023 thru September 2023)

2024 Overall GRAND TOTAL		Distribution of Caseload			Change*		Percentage (%) of Caseload		
<b>2,185</b>	-619 -22.1%	<b>Criminal</b>	161	7%	-3.0% ▼	-5	<b>Criminal</b>	2023 5.9%	2024 7.4%
2024		<b>Traffic</b>	1,656	76%	-27.8% ▼	-638	<b>Traffic</b>	81.8%	75.8%
2023		<b>Civil</b>	356	16%	8.5% ▲	+28	<b>Civil</b>	11.7%	16.3%
		<b>Civil Commitments</b>	12	1%	-25.0% ▼	-4	<b>Civil Commitments</b>	0.6%	0.5%
		<b>GRAND TOTAL</b>	<b>2,185</b>	100%	-22.1% ▼	-619	<b>GRAND TOTAL</b>	100%	100%

**Dispositions by Division & Code**

Division	Case Type Description	Code	Summary	Change	% Change	Absolute Change
<b>Criminal</b>	Misdemeanor	M	115	▲	+0.9%	+1
	Felony	F	28	▲	+21.7%	+5
	Capias	CA	9	▲	+12.5%	+1
	Show Cause	SC	7	▼	-41.7%	-5
	Civil Violation	CV	2	▼	-77.8%	-7
	<b>Total</b>			<b>161</b>	▼	<b>-3.0%</b>
<b>Traffic</b>	Infraction	I	1,376	▼	-30.4%	-602
	Misdemeanor	M	268	▼	-11.0%	-33
	Capias	CA	6	↔	-	-
	Show Cause	SC	6	▼	-33.3%	-3
	<b>Total</b>			<b>1,656</b>	▼	<b>-27.8%</b>
<b>Civil</b>	Warrant in Debt	WD	175	▲	+59.1%	+65
	Garnishment	GA	79	▼	-27.5%	-30
	Other	OT	34	▼	+36.0%	+9
	Unlawful Detainer	UD	23	▼	-46.5%	-20
	Preliminary Protective Order	PP	19	▲	+5.6%	+1
	Protective Order	PO	10	▲	+233.3%	+7
	Admin License	AL	4	▼	-33.3%	-2
	Abstract	AJ	3	▲	-	+3
	Impoundment	IM	3	▼	-66.7%	-6
	Detinue	DT	2	▲	+100.0%	+1
	Show Cause	SC	2	↔	-	-
	Overweight	OC	1	▲	-	+1
	Restricted Operators License	RL	1	▲	-	+1
	Interrogatory	IN	0	▼	-100.0%	-1
	Motion for Judgment	MJ	0	▼	-100.0%	-1
<b>Total</b>			<b>356</b>	▲	<b>8.5%</b>	<b>+28</b>
<b>Civil Commitments</b>	Temporary Detention Order	TD	8	▼	-27.3%	-3
	Emergency Custody Order	EC	4	▼	-20.0%	-1
	<b>Total</b>			<b>12</b>	▼	<b>-25.0%</b>
<b>GRAND TOTAL</b>			<b>2,185</b>	▼	-22.1%	-619

**Dispositions by Major Case Category\*\***

Category	Summary	Change	% Change	Absolute Change
Felony	28	▲	+21.7%	+5
Garnishment	79	▼	-28.2%	-31
General Civil	177	▼	+55.3%	+63
Infraction/Civil Violation	1,379	▲	-30.6%	-608
Landlord /Tenant	23	▼	-46.5%	-20
Misdemeanor	384	▲	-7.5%	-31
Other	86	▲	-5.5%	-5
Protective Orders	29	▲	+38.1%	+8
<b>GRAND TOTAL</b>	<b>2,185</b>	▼	-22.1%	-619

\* Compared to same time period as previous year  
10/15/2024 1:33:13PM

\*\* Case Type Categories are defined in the 2017 Virginia Judicial Workload Assessment  
Source: SCV-SQL-Information



**CPSS - GCMS CASELOAD STATISTICS OF THE GENERAL DISTRICT COURTS**

January 2024 thru September 2024 Dispositions (Compared to January 2023 thru September 2023)

2024 Overall GRAND TOTAL		Distribution of Caseload			Change*		Percentage (%) of Caseload		
<b>7,757</b>	-369 -4.5%	<b>Criminal</b>	1,245	16%	4.5% ▲	+54	<b>Criminal</b>	2023 14.7%	2024 16.1%
2024		<b>Traffic</b>	4,881	63%	-10.5% ▼	-573	<b>Traffic</b>	67.1%	62.9%
2023		<b>Civil</b>	1,551	20%	9.5% ▲	+134	<b>Civil</b>	17.4%	20.0%
		<b>Civil Commitments</b>	80	1%	25.0% ▲	+16	<b>Civil Commitments</b>	0.8%	1.0%
		<b>GRAND TOTAL</b>	<b>7,757</b>	100%	-4.5% ▼	-369	<b>GRAND TOTAL</b>	100%	100%

**Dispositions by Division & Code**

Division	Case Type Description	Code	Summary	Change	% Change	Absolute Change
<b>Criminal</b>	Misdemeanor	M	718	▲	+15.2%	+95
	Felony	F	254	▼	-10.6%	-30
	Capias	CA	130	▲	+0.8%	+1
	Show Cause	SC	101	▲	+4.1%	+4
	Civil Violation	CV	29	▼	-38.3%	-18
	Restricted Operators License	RL	13	▲	+30.0%	+3
	Motion	MO	0	▼	-100.0%	-1
	<b>Total</b>			<b>1,245</b>	<b>▲</b>	<b>4.5%</b>
<b>Traffic</b>	Infraction	I	3,755	▼	-16.0%	-715
	Misdemeanor	M	1,018	▲	+16.2%	+142
	Show Cause	SC	52	▲	+13.0%	+6
	Capias	CA	42	▲	+2.4%	+1
	Restricted Operators License	RL	7	▲	+16.7%	+1
	Felony	F	5	▼	-66.7%	-10
	Civil Violation	CV	1	▲	-	+1
	Motion	MO	1	▲	-	+1
<b>Total</b>			<b>4,881</b>	<b>▼</b>	<b>-10.5%</b>	<b>-573</b>
<b>Civil</b>	Warrant in Debt	WD	695	▲	+25.9%	+143
	Garnishment	GA	421	▲	+7.4%	+29
	Other	OT	107	▼	-3.6%	-4
	Unlawful Detainer	UD	86	▼	-25.9%	-30
	Preliminary Protective Order	PP	60	▲	+20.0%	+10
	Detinue	DT	55	▼	-25.7%	-19
	Admin License	AL	53	▼	-8.6%	-5
	Protective Order	PO	31	▲	+93.8%	+15
	Bond Forfeiture	BF	16	▲	+14.3%	+2
	Impoundment	IM	9	▼	-52.6%	-10
	Interrogatory	IN	6	▲	+500.0%	+5
	Show Cause	SC	6	▲	+200.0%	+4
	Petition-Restore Arms	PR	3	▲	+50.0%	+1
	Motion for Judgment	MJ	2	↔	-	-
	Abstract	AJ	1	▼	-85.7%	-6
Overweight	OC	0	▼	-100.0%	-1	
<b>Total</b>			<b>1,551</b>	<b>▲</b>	<b>9.5%</b>	<b>+134</b>
<b>Civil Commitments</b>	Temporary Detention Order	TD	50	▲	+25.0%	+10
	Emergency Custody Order	EC	29	▲	+26.1%	+6
	Mental Commitment	MC	1	▲	-	+1
	Medical Emergency Temporary Detention Order	MT	0	▼	-100.0%	-1
<b>Total</b>			<b>80</b>	<b>▲</b>	<b>25.0%</b>	<b>+16</b>
<b>GRAND TOTAL</b>			<b>7,757</b>	<b>▼</b>	<b>-4.5%</b>	<b>-369</b>

**Dispositions by Major Case Category\*\***

Category	Summary	Change	% Change	Absolute Change
Felony	259	▼	-13.4%	-40
Garnishment	427	▲	+8.7%	+34
General Civil	761	▲	+19.7%	+125
Infraction/Civil Violation	3,785	▲	-16.2%	-733
Landlord /Tenant	86	▼	-25.9%	-30

\* Compared to same time period as previous year  
10/15/2024 1:33:13PM

\*\* Case Type Categories are defined in the 2017 Virginia Judicial Workload Assessment  
Source: SCV-SQL-Information

**CPSS - GCMS CASELOAD STATISTICS OF THE GENERAL DISTRICT COURTS**

January 2024 thru September 2024 Dispositions (Compared to January 2023 thru September 2023)

Misdemeanor	1,756	▲	+15.9%	+241
Other	592	▲	+1.5%	+9
Protective Orders	91	▲	+37.9%	+25
<b>GRAND TOTAL</b>	<b>7,757</b>	▼	-4.5%	-369

\* Compared to same time period as previous year  
10/15/2024 1:33:13PM

\*\* Case Type Categories are defined in the 2017 Virginia Judicial Workload Assessment  
Source: SCV-SQL-Information

**CPSS - GCMS CASELOAD STATISTICS OF THE GENERAL DISTRICT COURTS**

January 2024 thru September 2024 Dispositions (Compared to January 2023 thru September 2023)

2024 Overall GRAND TOTAL		Distribution of Caseload			Change*		Percentage (%) of Caseload		
<b>1,623</b>	-19 -1.2%	<b>Criminal</b>	256	16%	5.3% ▲	+13	<b>Criminal</b>	2023 14.8%	2024 15.8%
2024		<b>Traffic</b>	984	61%	-6.6% ▼	-69	<b>Traffic</b>	64.1%	60.6%
2023		<b>Civil</b>	368	23%	10.5% ▲	+35	<b>Civil</b>	20.3%	22.7%
		<b>Civil Commitments</b>	15	1%	15.4% ▲	+2	<b>Civil Commitments</b>	0.8%	0.9%
		<b>GRAND TOTAL</b>	<b>1,623</b>	100%	-1.2% ▼	-19	<b>GRAND TOTAL</b>	100%	100%

**Dispositions by Division & Code**

Division	Case Type Description	Code	Summary	Change	% Change	Absolute Change
<b>Criminal</b>	Misdemeanor	M	149	▲	+13.7%	+18
	Felony	F	60	▲	+62.2%	+23
	Show Cause	SC	26	▼	-23.5%	-8
	Capias	CA	14	▼	-53.3%	-16
	Civil Violation	CV	7	▼	-36.4%	-4
	<b>Total</b>		<b>256</b>	▲	<b>5.3%</b>	<b>+13</b>
<b>Traffic</b>	Infraction	I	792	▲	+6.6%	+49
	Misdemeanor	M	189	▼	-23.8%	-59
	Capias	CA	1	▼	-97.1%	-33
	Felony	F	1	↔		-
	Show Cause	SC	1	▼	-96.3%	-26
	<b>Total</b>		<b>984</b>	▼	<b>-6.6%</b>	<b>-69</b>
<b>Civil</b>	Warrant in Debt	WD	174	▲	+93.3%	+84
	Garnishment	GA	80	▼	-8.0%	-7
	Unlawful Detainer	UD	44	▼	-12.0%	-6
	Other	OT	32	▲	-23.8%	-10
	Preliminary Protective Order	PP	17	▼	-26.1%	-6
	Protective Order	PO	15	▼	-46.4%	-13
	Abstract	AJ	1	▼	-50.0%	-1
	Admin License	AL	1	▼	-50.0%	-1
	Detinue	DT	1	▼	-75.0%	-3
	Interrogatory	IN	1	▲	-	+1
	Motion for Judgment	MJ	1	▼	-66.7%	-2
	Show Cause	SC	1	↔		-
	Petition-Restore Arms	PR	0	▼	-100.0%	-1
		<b>Total</b>		<b>368</b>	▲	<b>10.5%</b>
<b>Civil Commitments</b>	Temporary Detention Order	TD	9	▲	+28.6%	+2
	Emergency Custody Order	EC	6	↔		-
	<b>Total</b>		<b>15</b>	▲	<b>15.4%</b>	<b>+2</b>
<b>GRAND TOTAL</b>			<b>1,623</b>	▼	-1.2%	-19

**Dispositions by Major Case Category\*\***

Category	Summary	Change	% Change	Absolute Change
Felony	61	▲	+60.5%	+23
Garnishment	81	▲	-6.9%	-6
General Civil	177	▲	+80.6%	+79
Infraction/Civil Violation	799	▼	+6.0%	+45
Landlord /Tenant	44	▼	-12.0%	-6
Misdemeanor	338	▼	-10.8%	-41
Other	91	▼	-50.8%	-94
Protective Orders	32	▼	-37.3%	-19
<b>GRAND TOTAL</b>	<b>1,623</b>	▼	-1.2%	-19

\* Compared to same time period as previous year  
10/15/2024 1:33:13PM

\*\* Case Type Categories are defined in the 2017 Virginia Judicial Workload Assessment  
Source: SCV-SQL-Information

**CPSS - GCMS CASELOAD STATISTICS OF THE GENERAL DISTRICT COURTS**

January 2024 thru September 2024 Dispositions (Compared to January 2023 thru September 2023)

2024 Overall GRAND TOTAL		Distribution of Caseload			Change*		Percentage (%) of Caseload		
<b>12,051</b>	+1,366 12.8%	<b>Criminal</b>	1,269	11%	15.8% ▲	+173	<b>Criminal</b>	2023 10.3%	2024 10.5%
2024		<b>Traffic</b>	9,147	76%	11.3% ▲	+931	<b>Traffic</b>	76.9%	75.9%
2023		<b>Civil</b>	1,549	13%	19.0% ▲	+247	<b>Civil</b>	12.2%	12.9%
		<b>Civil Commitments</b>	86	1%	21.1% ▲	+15	<b>Civil Commitments</b>	0.7%	0.7%
		<b>GRAND TOTAL</b>	<b>12,051</b>	100%	12.8% ▲	+1,366	<b>GRAND TOTAL</b>	100%	100%

**Dispositions by Division & Code**

Division	Case Type Description	Code	Summary	Change	% Change	Absolute Change
<b>Criminal</b>	Misdemeanor	M	770	▲	+33.2%	+192
	Felony	F	219	▼	-17.4%	-46
	Show Cause	SC	141	▲	+11.9%	+15
	Capias	CA	107	▲	+8.1%	+8
	Civil Violation	CV	32	▲	+14.3%	+4
	<b>Total</b>			<b>1,269</b>	<b>▲</b>	<b>15.8%</b>
<b>Traffic</b>	Infraction	I	6,853	▲	+8.2%	+519
	Misdemeanor	M	2,232	▲	+22.5%	+410
	Capias	CA	25	▼	-24.2%	-8
	Show Cause	SC	24	▲	+118.2%	+13
	Felony	F	11	▼	-26.7%	-4
	Civil Violation	CV	2	▲	+100.0%	+1
	<b>Total</b>			<b>9,147</b>	<b>▲</b>	<b>11.3%</b>
<b>Civil</b>	Warrant in Debt	WD	620	▲	+55.8%	+222
	Garnishment	GA	369	▲	+10.8%	+36
	Unlawful Detainer	UD	134	▼	-27.2%	-50
	Detinue	DT	126	▲	+8.6%	+10
	Other	OT	95	▼	+17.3%	+14
	Preliminary Protective Order	PP	45	▼	-4.3%	-2
	Protective Order	PO	45	▲	+32.4%	+11
	Admin License	AL	33	▼	-8.3%	-3
	Bond Forfeiture	BF	32	▼	-3.0%	-1
	Impoundment	IM	23	▲	+21.1%	+4
	Abstract	AJ	8	▼	-20.0%	-2
	Motion for Judgment	MJ	8	▲	+300.0%	+6
	Interrogatory	IN	7	▲	+40.0%	+2
	Show Cause	SC	3	↔		-
	Petition-Restore Arms	PR	1	▲	-	+1
	Tenants Assertion	TA	0	▼	-100.0%	-1
<b>Total</b>			<b>1,549</b>	<b>▲</b>	<b>19.0%</b>	<b>+247</b>
<b>Civil Commitments</b>	Temporary Detention Order	TD	50	▲	+28.2%	+11
	Emergency Custody Order	EC	34	▲	+17.2%	+5
	Mental Commitment	MC	2	▼	-33.3%	-1
<b>Total</b>			<b>86</b>	<b>▲</b>	<b>21.1%</b>	<b>+15</b>
<b>GRAND TOTAL</b>			<b>12,051</b>	<b>▲</b>	<b>12.8%</b>	<b>+1,366</b>

**Dispositions by Major Case Category\*\***

Category	Summary	Change	% Change	Absolute Change
Felony	230	▼	-17.9%	-50
Garnishment	376	▲	+11.2%	+38
General Civil	758	▲	+44.4%	+233
Infraction/Civil Violation	6,887	▲	+8.2%	+524
Landlord /Tenant	134	▼	-27.6%	-51
Misdemeanor	3,002	▲	+25.1%	+602
Other	574	▲	+11.9%	+61
Protective Orders	90	▲	+11.1%	+9
<b>GRAND TOTAL</b>	<b>12,051</b>	<b>▲</b>	<b>12.8%</b>	<b>+1,366</b>

\* Compared to same time period as previous year

\*\* Case Type Categories are defined in the 2017 Virginia Judicial Workload Assessment




**CPSS - GCMS CASELOAD STATISTICS OF THE GENERAL DISTRICT COURTS**

January 2024 thru September 2024 Dispositions (Compared to January 2023 thru September 2023)

**Prince Edward**

District: 10 FIPS: 147

2024 Overall GRAND TOTAL		Distribution of Caseload			Change*		Percentage (%) of Caseload		
<b>6,862</b>	-585 -7.9%	<b>Criminal</b>	846	12%	6.5% ▲	+52	<b>Criminal</b>	2023 10.7%	2024 12.3%
		<b>Traffic</b>	4,632	68%	-15.1% ▼	-825	<b>Traffic</b>	73.3%	67.5%
2024		<b>Civil</b>	1,307	19%	17.1% ▲	+191	<b>Civil</b>	15.0%	19.0%
2023		<b>Civil Commitments</b>	77	1%	-3.8% ▼	-3	<b>Civil Commitments</b>	1.1%	1.1%
		<b>GRAND TOTAL</b>	<b>6,862</b>	100%	-7.9% ▼	-585	<b>GRAND TOTAL</b>	100%	100%

**Dispositions by Division & Code**

Division	Case Type Description	Code	Summary	Change	% Change	Absolute Change
<b>Criminal</b>	Misdemeanor	M	523	▲	+16.0%	+72
	Felony	F	124	▼	-12.1%	-17
	Show Cause	SC	115	▼	-2.5%	-3
	Capias	CA	55	▼	-6.8%	-4
	Civil Violation	CV	29	▲	+16.0%	+4
	<b>Total</b>			<b>846</b>	▲	<b>6.5%</b>
<b>Traffic</b>	Infraction	I	4,051	▼	-17.2%	-844
	Misdemeanor	M	541	▲	+0.6%	+3
	Capias	CA	18	▲	+200.0%	+12
	Show Cause	SC	12	↔		-
	Felony	F	9	▲	+50.0%	+3
	Civil Violation	CV	1	▲	-	+1
<b>Total</b>			<b>4,632</b>	▼	<b>-15.1%</b>	<b>-825</b>
<b>Civil</b>	Warrant in Debt	WD	495	▲	+84.0%	+226
	Garnishment	GA	334	▼	-0.9%	-3
	Unlawful Detainer	UD	172	▼	-20.7%	-45
	Detinue	DT	124	▼	-6.8%	-9
	Other	OT	68	▼	+11.5%	+7
	Admin License	AL	52	▼	-21.2%	-14
	Preliminary Protective Order	PP	22	▲	+83.3%	+10
	Show Cause	SC	15	▲	+400.0%	+12
	Protective Order	PO	11	▼	-15.4%	-2
	Interrogatory	IN	6	▲	+500.0%	+5
	Abstract	AJ	2	▲	-	+2
	Motion for Judgment	MJ	2	▲	+100.0%	+1
	Tenants Assertion	TA	2	▲	-	+2
	Impoundment	IM	1	▼	-50.0%	-1
	Restricted Operators License	RL	1	▲	-	+1
Third Party Claim	TH	0	▼	-100.0%	-1	
<b>Total</b>			<b>1,307</b>	▲	<b>17.1%</b>	<b>+191</b>
<b>Civil Commitments</b>	Temporary Detention Order	TD	50	▲	+4.2%	+2
	Emergency Custody Order	EC	25	▼	-13.8%	-4
	Medical Emergency Temporary Detention Order	MT	2	▲	+100.0%	+1
	Medical Emergency Custody Order	ME	0	▼	-100.0%	-1
	Mental Commitment	MC	0	▼	-100.0%	-1
<b>Total</b>			<b>77</b>	▼	<b>-3.8%</b>	<b>-3</b>
<b>GRAND TOTAL</b>			<b>6,862</b>	▼	-7.9%	-585

**Dispositions by Major Case Category\*\***

Category	Summary	Change	% Change	Absolute Change
Felony	133	▲	-9.5%	-14
Garnishment	340	▲	+0.6%	+2
General Civil	622	▲	+53.6%	+217
Infraction/Civil Violation	4,081	▲	-17.1%	-839
Landlord /Tenant	174	▲	-19.8%	-43
Misdemeanor	1,065	▲	+7.7%	+76
Other	414	▲	+2.0%	+8

\* Compared to same time period as previous year  
10/15/2024 1:33:13PM

\*\* Case Type Categories are defined in the 2017 Virginia Judicial Workload Assessment  
Source: SCV-SQL-Information

**CPSS - GCMS CASELOAD STATISTICS OF THE GENERAL DISTRICT COURTS**

January 2024 thru September 2024 Dispositions (Compared to January 2023 thru September 2023)

**Prince Edward**

District: 10 FIPS: 147

---

Protective Orders	33	▲	+32.0%	+8
<b>GRAND TOTAL</b>	<b>6,862</b>	▼	-7.9%	-585

---

\* Compared to same time period as previous year  
10/15/2024 1:33:13PM

\*\* Case Type Categories are defined in the 2017 Virginia Judicial Workload Assessment  
Source: SCV-SQL-Information

**CPSS - GCMS CASELOAD STATISTICS OF THE GENERAL DISTRICT COURTS**

January 2024 thru September 2024 Dispositions (Compared to January 2023 thru September 2023)

**Amelia**

District: 11 FIPS: 007

2024 Overall GRAND TOTAL		Distribution of Caseload			Change*		Percentage (%) of Caseload		
<b>2,534</b>	+201 8.6%	<b>Criminal</b>	247	10%	14.9% ▲	+32	<b>Criminal</b>	2023 9.2%	2024 9.7%
2024	↑	<b>Traffic</b>	1,805	71%	6.9% ▲	+116	<b>Traffic</b>	72.4%	71.2%
2023		<b>Civil</b>	471	19%	14.0% ▲	+58	<b>Civil</b>	17.7%	18.6%
		<b>Civil Commitments</b>	11	0%	-31.3% ▼	-5	<b>Civil Commitments</b>	0.7%	0.4%
		<b>GRAND TOTAL</b>	<b>2,534</b>	100%	8.6% ▲	+201	<b>GRAND TOTAL</b>	100%	100%

**Dispositions by Division & Code**

Division	Case Type Description	Code	Summary	Change	% Change	Absolute Change
<b>Criminal</b>	Misdemeanor	M	131	▲	+6.5%	+8
	Felony	F	62	▲	+14.8%	+8
	Show Cause	SC	23	▲	+130.0%	+13
	Capias	CA	19	▲	+35.7%	+5
	Civil Violation	CV	12	▼	-7.7%	-1
	Restricted Operators License	RL	0	▼	-100.0%	-1
	<b>Total</b>			<b>247</b>	<b>▲</b>	<b>14.9%</b>
<b>Traffic</b>	Infraction	I	1,364	▲	+5.9%	+76
	Misdemeanor	M	401	▲	+10.8%	+39
	Show Cause	SC	20	▼	-4.8%	-1
	Capias	CA	13	▼	-7.1%	-1
	Felony	F	4	↔		-
	Restricted Operators License	RL	2	▲	-	+2
	Civil Violation	CV	1	▲	-	+1
<b>Total</b>			<b>1,805</b>	<b>▲</b>	<b>6.9%</b>	<b>+116</b>
<b>Civil</b>	Warrant in Debt	WD	253	▲	+39.8%	+72
	Garnishment	GA	127	▲	+22.1%	+23
	Admin License	AL	28	▼	-12.5%	-4
	Unlawful Detainer	UD	22	▼	-42.1%	-16
	Other	OT	12	▲	-42.9%	-9
	Protective Order	PO	7	↔		-
	Abstract	AJ	6	▼	-14.3%	-1
	Preliminary Protective Order	PP	6	▼	-33.3%	-3
	Detinue	DT	4	▲	+300.0%	+3
	Impoundment	IM	3	▼	-50.0%	-3
	Show Cause	SC	2	▼	-33.3%	-1
	Petition-Restore Arms	PR	1	▲	-	+1
	Counter Claim	CC	0	▼	-100.0%	-1
	Interrogatory	IN	0	▼	-100.0%	-2
	Motion for Judgment	MJ	0	▼	-100.0%	-1
<b>Total</b>			<b>471</b>	<b>▲</b>	<b>14.0%</b>	<b>+58</b>
<b>Civil Commitments</b>	Temporary Detention Order	TD	7	▼	-12.5%	-1
	Emergency Custody Order	EC	4	▼	-50.0%	-4
<b>Total</b>			<b>11</b>	<b>▼</b>	<b>-31.3%</b>	<b>-5</b>
<b>GRAND TOTAL</b>			<b>2,534</b>	<b>▲</b>	<b>8.6%</b>	<b>+201</b>

**Dispositions by Major Case Category\*\***

Category	Summary	Change	% Change	Absolute Change
Felony	66	▲	+13.8%	+8
Garnishment	127	▼	+19.8%	+21
General Civil	259	▲	+41.5%	+76
Infraction/Civil Violation	1,377	▲	+5.8%	+76
Landlord /Tenant	22	▼	-42.1%	-16
Misdemeanor	534	▲	+9.9%	+48
Other	136	▼	-6.2%	-9
Protective Orders	13	▼	-18.8%	-3
<b>GRAND TOTAL</b>	<b>2,534</b>	<b>▲</b>	<b>8.6%</b>	<b>+201</b>

\* Compared to same time period as previous year  
10/15/2024 1:33:13PM

\*\* Case Type Categories are defined in the 2017 Virginia Judicial Workload Assessment  
Source: SCV-SQL-Information





**GCPS - GCMS CASELOAD STATISTICS OF THE GENERAL DISTRICT COURTS**

January 2024 thru September 2024 Dispositions (Compared to January 2023 thru September 2023)

2024 Overall GRAND TOTAL		Distribution of Caseload			Change*		Percentage (%) of Caseload		
<b>10,515</b>	+1,444 15.9%	<b>Criminal</b>	939	9%	37.9% ▲	+258	<b>Criminal</b>	2023 7.5%	2024 8.9%
2024		<b>Traffic</b>	7,616	72%	16.2% ▲	+1,062	<b>Traffic</b>	72.3%	72.4%
2023		<b>Civil</b>	1,443	14%	9.5% ▲	+125	<b>Civil</b>	14.5%	13.7%
		<b>Civil Commitments</b>	517	5%	-0.2% ▼	-1	<b>Civil Commitments</b>	5.7%	4.9%
		<b>GRAND TOTAL</b>	<b>10,515</b>	100%	15.9% ▲	+1,444	<b>GRAND TOTAL</b>	100%	100%

**Dispositions by Division & Code**

Division	Case Type Description	Code	Summary	Change	% Change	Absolute Change
<b>Criminal</b>	Misdemeanor	M	624	▲	+45.5%	+195
	Felony	F	196	▲	+17.4%	+29
	Capias	CA	81	▲	+58.8%	+30
	Civil Violation	CV	19	▼	-13.6%	-3
	Show Cause	SC	19	▲	+58.3%	+7
	<b>Total</b>			<b>939</b>	<b>▲</b>	<b>37.9%</b>
<b>Traffic</b>	Infraction	I	5,411	▲	+18.4%	+840
	Misdemeanor	M	2,090	▲	+10.9%	+205
	Capias	CA	106	▲	+35.9%	+28
	Show Cause	SC	7	▲	+16.7%	+1
	Felony	F	1	▲	-	+1
	Restricted Operators License	RL	1	▼	-80.0%	-4
	Civil Violation	CV	0	▼	-100.0%	-3
	Other	O	0	▼	-100.0%	-6
	<b>Total</b>			<b>7,616</b>	<b>▲</b>	<b>16.2%</b>
<b>Civil</b>	Warrant in Debt	WD	609	▲	+26.3%	+127
	Garnishment	GA	500	▲	+23.5%	+95
	Unlawful Detainer	UD	134	▼	-33.0%	-66
	Other	OT	71	▼	-32.4%	-34
	Protective Order	PO	35	▲	+59.1%	+13
	Preliminary Protective Order	PP	34	↔	-	-
	Admin License	AL	14	▼	-48.1%	-13
	Show Cause	SC	14	▼	-12.5%	-2
	Abstract	AJ	9	▲	+28.6%	+2
	Motion for Judgment	MJ	6	▲	+20.0%	+1
	Detinue	DT	5	▼	-28.6%	-2
	Impoundment	IM	4	▲	+100.0%	+2
	Interrogatory-Not	IC	3	▲	+200.0%	+2
	Petition-Restore Arms	PR	3	▼	-25.0%	-1
	Capias	CA	1	▲	-	+1
	Mechanic's Lien	ML	1	▲	-	+1
	Overweight	OC	0	▼	-100.0%	-1
<b>Total</b>			<b>1,443</b>	<b>▲</b>	<b>9.5%</b>	<b>+125</b>
<b>Civil Commitments</b>	Other	OT	276	▲	+12.2%	+30
	Mental Commitment	MC	188	▼	-8.3%	-17
	Temporary Detention Order	TD	28	▲	+833.3%	+25
	Emergency Custody Order	EC	25	▼	-60.9%	-39
	<b>Total</b>			<b>517</b>	<b>▼</b>	<b>-0.2%</b>
<b>GRAND TOTAL</b>			<b>10,515</b>	<b>▲</b>	<b>15.9%</b>	<b>+1,444</b>

**Dispositions by Major Case Category\*\***

Category	Summary	Change	% Change	Absolute Change
Felony	197	▲	+18.0%	+30
Garnishment	500	▲	+23.5%	+95
General Civil	624	▲	+25.1%	+125
Infraction/Civil Violation	5,430	▼	+18.0%	+827
Involuntary Civil Commitments	276	▲	+12.2%	+30
Landlord /Tenant	134	▼	-33.0%	-66

\* Compared to same time period as previous year

\*\* Case Type Categories are defined in the 2017 Virginia Judicial Workload Assessment

**CPSS - GCMS CASELOAD STATISTICS OF THE GENERAL DISTRICT COURTS**

January 2024 thru September 2024 Dispositions (Compared to January 2023 thru September 2023)

Misdemeanor	2,715	▼	+17.1%	+396
Other	570	▲	-1.0%	-6
Protective Orders	69	▲	+23.2%	+13
<b>GRAND TOTAL</b>	<b>10,515</b>	▲	15.9%	+1,444

\* Compared to same time period as previous year  
10/15/2024 1:33:13PM

\*\* Case Type Categories are defined in the 2017 Virginia Judicial Workload Assessment  
Source: SCV-SQL-Information

**CPSS - GCMS CASELOAD STATISTICS OF THE GENERAL DISTRICT COURTS**

January 2024 thru September 2024 Dispositions (Compared to January 2023 thru September 2023)

2024 Overall GRAND TOTAL		Distribution of Caseload			Change*		Percentage (%) of Caseload		
<b>4,075</b>	+398 10.8%	<b>Criminal</b>	420	10%	-14.3% ▼	-70	<b>Criminal</b>	2023 13.3%	2024 10.3%
2024	↑	<b>Traffic</b>	2,514	62%	24.1% ▲	+489	<b>Traffic</b>	55.1%	61.7%
2023		<b>Civil</b>	709	17%	-0.1% ▲	-1	<b>Civil</b>	19.3%	17.4%
		<b>Civil Commitments</b>	432	11%	-4.4% ▼	-20	<b>Civil Commitments</b>	12.3%	10.6%
		<b>GRAND TOTAL</b>	<b>4,075</b>	100%	10.8% ▲	+398	<b>GRAND TOTAL</b>	100%	100%

**Dispositions by Division & Code**

Division	Case Type Description	Code	Summary	Change	% Change	Absolute Change
<b>Criminal</b>	Misdemeanor	M	259	▲	+1.6%	+4
	Felony	F	86	▼	-41.9%	-62
	Show Cause	SC	34	▼	-8.1%	-3
	Capias	CA	30	↔		-
	Civil Violation	CV	11	▼	-45.0%	-9
	<b>Total</b>			<b>420</b>	▼	<b>-14.3%</b>
<b>Traffic</b>	Infraction	I	1,960	▲	+21.0%	+340
	Misdemeanor	M	515	▲	+41.1%	+150
	Show Cause	SC	20	▲	+5.3%	+1
	Capias	CA	13	▼	-31.6%	-6
	Felony	F	6	▲	+200.0%	+4
	<b>Total</b>			<b>2,514</b>	▲	<b>24.1%</b>
<b>Civil</b>	Warrant in Debt	WD	286	▲	+13.5%	+34
	Garnishment	GA	162	▼	-16.9%	-33
	Unlawful Detainer	UD	85	▼	-16.7%	-17
	Detinue	DT	72	▲	+35.8%	+19
	Other	OT	39	▼	-7.1%	-3
	Admin License	AL	16	▲	+23.1%	+3
	Preliminary Protective Order	PP	14	▼	-36.4%	-8
	Protective Order	PO	13	▼	-13.3%	-2
	Abstract	AJ	5	▲	-	+5
	Show Cause	SC	5	▲	+25.0%	+1
	Motion for Judgment	MJ	4	▲	+33.3%	+1
	Impoundment	IM	3	▲	+200.0%	+2
	Counter Claim	CC	2	▲	+100.0%	+1
	Bond Forfeiture	BF	1	▲	-	+1
	Interrogatory	IN	1	▼	-75.0%	-3
	Tenants Assertion	TA	1	▼	-66.7%	-2
<b>Total</b>			<b>709</b>	▼	<b>-0.1%</b>	<b>-1</b>
<b>Civil Commitments</b>	Mental Commitment	MC	299	▼	-26.7%	-109
	Other	OT	84	▲	-	+84
	Temporary Detention Order	TD	33	▲	+26.9%	+7
	Emergency Custody Order	EC	15	▼	-16.7%	-3
	Medical Emergency Temporary Detention Order	MT	1	▲	-	+1
<b>Total</b>			<b>432</b>	▼	<b>-4.4%</b>	<b>-20</b>
<b>GRAND TOTAL</b>			<b>4,075</b>	▲	10.8%	+398

**Dispositions by Major Case Category\*\***

Category	Summary	Change	% Change	Absolute Change
Felony	92	▲	-38.7%	-58
Garnishment	163	▼	-18.1%	-36
General Civil	365	▲	+17.4%	+54
Infraction/Civil Violation	1,971	▼	+20.2%	+331
Involuntary Civil Commitments	84	▲	-	+84
Landlord /Tenant	86	▼	-18.1%	-19
Misdemeanor	774	▲	+24.8%	+154
Other	513	▲	-16.6%	-102

\* Compared to same time period as previous year

\*\* Case Type Categories are defined in the 2017 Virginia Judicial Workload Assessment

**CPSS - GCMS CASELOAD STATISTICS OF THE GENERAL DISTRICT COURTS**

January 2024 thru September 2024 Dispositions (Compared to January 2023 thru September 2023)

---

Protective Orders	27	▼	-27.0%	-10
<b>GRAND TOTAL</b>	<b>4,075</b>	▲	10.8%	+398

---

\* Compared to same time period as previous year  
10/15/2024 1:33:13PM

\*\* Case Type Categories are defined in the 2017 Virginia Judicial Workload Assessment  
Source: SCV-SQL-Information

**CPSS - GCMS CASELOAD STATISTICS OF THE GENERAL DISTRICT COURTS**

January 2024 thru September 2024 Dispositions (Compared to January 2023 thru September 2023)

2024 Overall GRAND TOTAL		Distribution of Caseload			Change*		Percentage (%) of Caseload		
<b>18,090</b>	+85 0.5%	<b>Criminal</b>	2,506	14%	42.2% ▲	+744	<b>Criminal</b>	2023 9.8%	2024 13.9%
2024	↑	<b>Traffic</b>	5,899	33%	-27.4% ▼	-2,230	<b>Traffic</b>	45.1%	32.6%
2023		<b>Civil</b>	6,723	37%	11.0% ▲	+665	<b>Civil</b>	33.6%	37.2%
		<b>Civil Commitments</b>	2,962	16%	44.1% ▲	+906	<b>Civil Commitments</b>	11.4%	16.4%
		<b>GRAND TOTAL</b>	<b>18,090</b>	100%	0.5% ▲	+85	<b>GRAND TOTAL</b>	100%	100%

**Dispositions by Division & Code**

Division	Case Type Description	Code	Summary	Change	% Change	Absolute Change
<b>Criminal</b>	Misdemeanor	M	1,326	▲	+36.3%	+353
	Felony	F	630	▲	+44.5%	+194
	Capias	CA	324	▲	+50.7%	+109
	Show Cause	SC	202	▲	+88.8%	+95
	Civil Violation	CV	24	▼	-22.6%	-7
	<b>Total</b>			<b>2,506</b>	▲	<b>42.2%</b>
<b>Traffic</b>	Infraction	I	3,868	▼	-35.6%	-2,136
	Misdemeanor	M	1,799	▼	-7.8%	-152
	Capias	CA	79	▲	+23.4%	+15
	Civil Violation	CV	44	▲	+450.0%	+36
	Felony	F	41	▲	+10.8%	+4
	Other	O	25	▼	-30.6%	-11
	Show Cause	SC	24	▲	+166.7%	+15
	Restricted Operators License	RL	19	▼	-5.0%	-1
<b>Total</b>			<b>5,899</b>	▼	<b>-27.4%</b>	<b>-2,230</b>
<b>Civil</b>	Unlawful Detainer	UD	2,283	▼	-9.0%	-226
	Garnishment	GA	2,155	▲	+35.4%	+564
	Warrant in Debt	WD	1,589	▲	+29.1%	+358
	Other	OT	192	▼	-21.3%	-52
	Bond Forfeiture	BF	113	▲	+653.3%	+98
	Preliminary Protective Order	PP	98	▲	+44.1%	+30
	Protective Order	PO	82	▲	+64.0%	+32
	Show Cause	SC	80	▼	-12.1%	-11
	Motion for Judgment	MJ	35	▼	-25.5%	-12
	Detinue	DT	27	▼	-77.9%	-95
	Abstract	AJ	26	▼	-42.2%	-19
	Interrogatory	IN	15	▲	+66.7%	+6
	Tenants Assertion	TA	13	▲	+85.7%	+6
	Admin License	AL	7	▼	-22.2%	-2
	Petition-Restore Arms	PR	5	▼	-64.3%	-9
	Impoundment	IM	2	▲	-	+2
	Counter Claim	CC	1	▼	-75.0%	-3
	Capias	CA	0	▼	-100.0%	-1
Mechanic's Lien	ML	0	▼	-100.0%	-1	
<b>Total</b>			<b>6,723</b>	▲	<b>11.0%</b>	<b>+665</b>
<b>Civil Commitments</b>	Mental Commitment	MC	1,996	▲	+36.5%	+534
	Other	OT	749	▲	+61.1%	+284
	Temporary Detention Order	TD	144	▲	+51.6%	+49
	Emergency Custody Order	EC	71	▲	+108.8%	+37
	Medical Emergency Temporary Detention Order	MT	2	▲	-	+2
<b>Total</b>			<b>2,962</b>	▲	<b>44.1%</b>	<b>+906</b>
<b>GRAND TOTAL</b>			<b>18,090</b>	▲	<b>0.5%</b>	<b>+85</b>

**Dispositions by Major Case Category\*\***

Category	Summary	Change	% Change	Absolute Change
Felony	671	▲	+41.9%	+198
Garnishment	2,170	▲	+35.6%	+570
General Civil	1,676	▼	+13.3%	+197

\* Compared to same time period as previous year

\*\* Case Type Categories are defined in the 2017 Virginia Judicial Workload Assessment

**CPSS - GCMS CASELOAD STATISTICS OF THE GENERAL DISTRICT COURTS**

January 2024 thru September 2024 Dispositions (Compared to January 2023 thru September 2023)

Infraction/Civil Violation	3,961	▲	-34.8%	-2,118
Involuntary Civil Commitments	749	▲	+61.1%	+284
Landlord /Tenant	2,296	▲	-8.7%	-220
Misdemeanor	3,144	▲	+6.8%	+200
Other	3,243	▲	+39.1%	+912
Protective Orders	180	▲	+52.5%	+62
<b>GRAND TOTAL</b>	<b>18,090</b>	▲	0.5%	+85

\* Compared to same time period as previous year  
10/15/2024 1:33:13PM

\*\* Case Type Categories are defined in the 2017 Virginia Judicial Workload Assessment  
Source: SCV-SQL-Information

2024 Overall GRAND TOTAL		Distribution of Caseload			Change*		Percentage (%) of Caseload		
<b>3,897</b>	+469 13.7%	<b>Criminal</b>	410	11%	-29.7% ▼	-173	<b>Criminal</b>	2023 17.0%	2024 10.5%
2024	↑	<b>Traffic</b>	2,716	70%	21.5% ▲	+481	<b>Traffic</b>	65.2%	69.7%
2023		<b>Civil</b>	757	19%	28.5% ▲	+168	<b>Civil</b>	17.2%	19.4%
		<b>Civil Commitments</b>	14	0%	-33.3% ▼	-7	<b>Civil Commitments</b>	0.6%	0.4%
		<b>GRAND TOTAL</b>	<b>3,897</b>	100%	13.7% ▲	+469	<b>GRAND TOTAL</b>	100%	100%

Dispositions by Division & Code

Division	Case Type Description	Code	Summary	Change	% Change	Absolute Change
<b>Criminal</b>	Misdemeanor	M	217	▼	-33.0%	-107
	Felony	F	109	▼	-13.5%	-17
	Show Cause	SC	39	▼	-39.1%	-25
	Capias	CA	23	▼	-41.0%	-16
	Civil Violation	CV	22	▼	-26.7%	-8
	<b>Total</b>			<b>410</b>	▼	<b>-29.7%</b>
<b>Traffic</b>	Infraction	I	2,230	▲	+19.8%	+369
	Misdemeanor	M	439	▲	+30.3%	+102
	Show Cause	SC	24	▲	+20.0%	+4
	Capias	CA	19	▲	+18.8%	+3
	Felony	F	3	▲	+200.0%	+2
	Civil Violation	CV	1	▲	-	+1
<b>Total</b>			<b>2,716</b>	▲	<b>21.5%</b>	<b>+481</b>
<b>Civil</b>	Warrant in Debt	WD	429	▲	+71.6%	+179
	Garnishment	GA	153	▲	+6.3%	+9
	Unlawful Detainer	UD	39	▼	-27.8%	-15
	Admin License	AL	35	▲	+2.9%	+1
	Protective Order	PO	26	▲	+225.0%	+18
	Impoundment	IM	23	▲	+4.5%	+1
	Preliminary Protective Order	PP	21	▲	+133.3%	+12
	Other	OT	14	▲	+7.7%	+1
	Detinue	DT	6	▲	+500.0%	+5
	Show Cause	SC	4	▲	+300.0%	+3
	Abstract	AJ	3	↔	-	-
	Motion for Judgment	MJ	3	▼	-50.0%	-3
	Tenants Assertion	TA	1	↔	-	-
	Interrogatory	IN	0	▼	-100.0%	-2
	Petition-Restore Arms	PR	0	▼	-100.0%	-3
Zoning Violation	ZO	0	▼	-100.0%	-38	
<b>Total</b>			<b>757</b>	▲	<b>28.5%</b>	<b>+168</b>
<b>Civil Commitments</b>	Temporary Detention Order	TD	9	▼	-25.0%	-3
	Emergency Custody Order	EC	2	▼	-66.7%	-4
	Other	OT	2	↔	-	-
	Mental Commitment	MC	1	↔	-	-
<b>Total</b>			<b>14</b>	▼	<b>-33.3%</b>	<b>-7</b>
<b>GRAND TOTAL</b>			<b>3,897</b>	▲	13.7%	+469

Dispositions by Major Case Category\*\*

Category	Summary	Change	% Change	Absolute Change
Felony	112	▲	-11.8%	-15
Garnishment	153	▼	+4.8%	+7
General Civil	440	▲	+68.6%	+179
Infraction/Civil Violation	2,253	▲	+19.1%	+362
Involuntary Civil Commitments	2	↔	-	0
Landlord /Tenant	40	▼	-27.3%	-15
Misdemeanor	656	▼	-6.2%	-43
Other	194	▲	-15.7%	-36

\* Compared to same time period as previous year  
10/15/2024 1:33:13PM

\*\* Case Type Categories are defined in the 2017 Virginia Judicial Workload Assessment  
Source: SCV-SQL-Information



**CPSS - GCMS CASELOAD STATISTICS OF THE GENERAL DISTRICT COURTS**

January 2024 thru September 2024 Dispositions (Compared to January 2023 thru September 2023)

---

Protective Orders	47	▲	+176.5%	+30
<b>GRAND TOTAL</b>	<b>3,897</b>	▲	13.7%	+469


---

\* Compared to same time period as previous year  
10/15/2024 1:33:13PM

\*\* Case Type Categories are defined in the 2017 Virginia Judicial Workload Assessment  
Source: SCV-SQL-Information

**CPSS - GCMS CASELOAD STATISTICS OF THE GENERAL DISTRICT COURTS**

January 2024 thru September 2024 Dispositions (Compared to January 2023 thru September 2023)

2024 Overall GRAND TOTAL		Distribution of Caseload			Change*		Percentage (%) of Caseload			
<b>60,923</b>	-3,099 -4.8%	<b>Criminal</b>	8,757	14%	-5.4%	▼	-497	<b>Criminal</b>	2023 14.5%	2024 14.4%
		<b>Traffic</b>	24,617	40%	-19.5%	▼	-5,948	<b>Traffic</b>	47.7%	40.4%
2024		<b>Civil</b>	27,215	45%	14.3%	▲	+3,411	<b>Civil</b>	37.2%	44.7%
2023		<b>Civil Commitments</b>	334	1%	-16.3%	▼	-65	<b>Civil Commitments</b>	0.6%	0.5%
		<b>GRAND TOTAL</b>	<b>60,923</b>	100%	-4.8%	▼	-3,099	<b>GRAND TOTAL</b>	100%	100%

**Dispositions by Division & Code**

Division	Case Type Description	Code	Summary	Change	% Change	Absolute Change
<b>Criminal</b>	Misdemeanor	M	4,515	▼	-0.8%	-37
	Felony	F	2,539	▼	-11.4%	-327
	Capias	CA	1,197	▼	-12.4%	-170
	Show Cause	SC	411	▲	+23.8%	+79
	Civil Violation	CV	80	▼	-37.5%	-48
	Motion	MO	14	▲	+55.6%	+5
	Restricted Operators License	RL	1	▲	-	+1
	<b>Total</b>			<b>8,757</b>	▼	<b>-5.4%</b>
<b>Traffic</b>	Infraction	I	14,163	▼	-21.7%	-3,924
	Misdemeanor	M	8,557	▼	-15.9%	-1,623
	Capias	CA	824	▼	-26.2%	-293
	Show Cause	SC	510	▲	+3.7%	+18
	Felony	F	256	▼	-7.6%	-21
	Motion	MO	132	▼	-25.8%	-46
	Civil Violation	CV	125	▼	-30.9%	-56
	Restricted Operators License	RL	50	▼	-3.8%	-2
	Other	O	0	▼	-100.0%	-1
<b>Total</b>			<b>24,617</b>	▼	<b>-19.5%</b>	<b>-5,948</b>
<b>Civil</b>	Warrant in Debt	WD	11,605	▲	+39.7%	+3,300
	Garnishment	GA	7,039	▲	+3.6%	+246
	Unlawful Detainer	UD	5,361	▼	-3.9%	-215
	Other	OT	776	▲	+7.9%	+57
	Preliminary Protective Order	PP	445	▲	+4.2%	+18
	Protective Order	PO	409	▲	+0.5%	+2
	Show Cause	SC	406	▲	+46.0%	+128
	Admin License	AL	399	▼	-20.8%	-105
	Motion for Judgment	MJ	172	▲	+33.3%	+43
	Interrogatory	IN	147	▲	+27.8%	+32
	Abstract	AJ	119	▼	-27.0%	-44
	Detinue	DT	90	▲	+11.1%	+9
	Impoundment	IM	78	▲	+34.5%	+20
	Bond Forfeiture	BF	60	▼	-56.2%	-77
	Interrogatory-Not	IC	40	▲	+2.6%	+1
	Counter Claim	CC	23	▲	+4.5%	+1
	Tenants Assertion	TA	20	▲	+17.6%	+3
	Capias	CA	12	▼	-33.3%	-6
	Petition-Restore Arms	PR	7	▼	-56.3%	-9
	Third Party Claim	TH	3	▲	-	+3
Cross Claim	CR	2	▲	-	+2	
Mechanic's Lien	ML	1	▲	-	+1	
Petition to Require Blood Test	BT	1	▲	-	+1	
<b>Total</b>			<b>27,215</b>	▲	<b>14.3%</b>	<b>+3,411</b>
<b>Civil Commitments</b>	Temporary Detention Order	TD	240	▼	-7.7%	-20
	Emergency Custody Order	EC	85	▼	-36.1%	-48
	Medical Emergency Temporary Detention Order	MT	6	▲	+50.0%	+2
	Mental Commitment	MC	2	▲	-	+2
	Medical Emergency Custody Order	ME	1	▼	-50.0%	-1
<b>Total</b>			<b>334</b>	▼	<b>-16.3%</b>	<b>-65</b>
<b>GRAND TOTAL</b>			<b>60,923</b>	▼	-4.8%	-3,099

\* Compared to same time period as previous year

\*\* Case Type Categories are defined in the 2017 Virginia Judicial Workload Assessment

**CPSS - GCMS CASELOAD STATISTICS OF THE GENERAL DISTRICT COURTS**

January 2024 thru September 2024 Dispositions (Compared to January 2023 thru September 2023)

**Dispositions by Major Case Category\*\***

Category	Summary	Change	% Change	Absolute Change
Felony	2,795	▼	-11.1%	-348
Garnishment	7,186	▲	+4.0%	+278
General Civil	12,104	▲	+38.9%	+3,389
Infraction/Civil Violation	14,368	▼	-21.9%	-4,029
Landlord /Tenant	5,381	▲	-3.8%	-212
Misdemeanor	13,123	▲	-11.2%	-1,661
Other	5,112	▲	-9.5%	-536
Protective Orders	854	▲	+2.4%	+20
<b>GRAND TOTAL</b>	<b>60,923</b>	▼	-4.8%	-3,099

\* Compared to same time period as previous year  
10/15/2024 1:33:13PM

\*\* Case Type Categories are defined in the 2017 Virginia Judicial Workload Assessment  
Source: SCV-SQL-Information

**CPSS - GCMS CASELOAD STATISTICS OF THE GENERAL DISTRICT COURTS**

January 2024 thru September 2024 Dispositions (Compared to January 2023 thru September 2023)

2024 Overall GRAND TOTAL		Distribution of Caseload			Change*		Percentage (%) of Caseload		
<b>6,685</b>	-339 -4.8%	<b>Criminal</b>	1,748	26%	0.5% ▲	+9	<b>Criminal</b>	2023 24.8%	2024 26.1%
2024		<b>Traffic</b>	2,881	43%	-8.5% ▼	-267	<b>Traffic</b>	44.8%	43.1%
2023		<b>Civil</b>	2,006	30%	-4.4% ▼	-93	<b>Civil</b>	29.9%	30.0%
		<b>Civil Commitments</b>	50	1%	31.6% ▲	+12	<b>Civil Commitments</b>	0.5%	0.7%
		<b>GRAND TOTAL</b>	<b>6,685</b>	100%	-4.8% ▼	-339	<b>GRAND TOTAL</b>	100%	100%

**Dispositions by Division & Code**

Division	Case Type Description	Code	Summary	Change	% Change	Absolute Change
<b>Criminal</b>	Misdemeanor	M	898	▼	-3.9%	-36
	Felony	F	422	▲	+2.2%	+9
	Capias	CA	276	▲	+0.7%	+2
	Show Cause	SC	101	▲	+14.8%	+13
	Civil Violation	CV	51	▲	+70.0%	+21
	<b>Total</b>			<b>1,748</b>	▲	<b>0.5%</b>
<b>Traffic</b>	Infraction	I	1,963	▼	-14.9%	-345
	Misdemeanor	M	821	▲	+7.5%	+57
	Capias	CA	58	▲	+20.8%	+10
	Show Cause	SC	22	▲	+69.2%	+9
	Felony	F	14	▲	+75.0%	+6
	Civil Violation	CV	2	▼	-60.0%	-3
	Other	O	1	↔		-
	Restricted Operators License	RL	0	▼	-100.0%	-1
<b>Total</b>			<b>2,881</b>	▼	<b>-8.5%</b>	<b>-267</b>
<b>Civil</b>	Warrant in Debt	WD	775	▼	-1.8%	-14
	Garnishment	GA	534	▼	-4.5%	-25
	Unlawful Detainer	UD	400	▼	-6.8%	-29
	Detinue	DT	62	▲	+8.8%	+5
	Other	OT	54	▼	-28.0%	-21
	Admin License	AL	46	▼	-6.1%	-3
	Preliminary Protective Order	PP	34	▼	-5.6%	-2
	Protective Order	PO	29	▼	-9.4%	-3
	Abstract	AJ	15	▼	-16.7%	-3
	Show Cause	SC	15	▼	-28.6%	-6
	Motion for Judgment	MJ	14	↔		-
	Bond Forfeiture	BF	11	▲	+37.5%	+3
	Interrogatory	IN	8	▲	+300.0%	+6
	Impoundment	IM	5	▼	-37.5%	-3
	Counter Claim	CC	1	▲	-	+1
	Interrogatory-Not	IC	1	▲	-	+1
	Petition-Restore Arms	PR	1	▲	-	+1
Tenants Assertion	TA	1	▼	-50.0%	-1	
<b>Total</b>			<b>2,006</b>	▼	<b>-4.4%</b>	<b>-93</b>
<b>Civil Commitments</b>	Temporary Detention Order	TD	33	▲	+37.5%	+9
	Emergency Custody Order	EC	17	▲	+21.4%	+3
	<b>Total</b>		<b>50</b>	▲	<b>31.6%</b>	<b>+12</b>
<b>GRAND TOTAL</b>			<b>6,685</b>	▼	<b>-4.8%</b>	<b>-339</b>

**Dispositions by Major Case Category\*\***

Category	Summary	Change	% Change	Absolute Change
Felony	436	▲	+3.6%	+15
Garnishment	542	▲	-3.4%	-19
General Civil	854	▲	-1.0%	-9
Infraction/Civil Violation	2,017	▼	-14.0%	-327
Landlord /Tenant	401	▼	-7.0%	-30
Misdemeanor	1,719	▼	+1.2%	+20
Other	653	▲	+2.5%	+16

\* Compared to same time period as previous year

\*\* Case Type Categories are defined in the 2017 Virginia Judicial Workload Assessment

---

Protective Orders	63	▼	-7.4%	-5
<b>GRAND TOTAL</b>	<b>6,685</b>	▼	-4.8%	-339

---

\* Compared to same time period as previous year  
10/15/2024 1:33:13PM

\*\* Case Type Categories are defined in the 2017 Virginia Judicial Workload Assessment  
Source: SCV-SQL-Information

**CPSS - GCMS CASELOAD STATISTICS OF THE GENERAL DISTRICT COURTS**

January 2024 thru September 2024 Dispositions (Compared to January 2023 thru September 2023)

**Richmond**

District: 13 FIPS: 760

2024 Overall GRAND TOTAL		Distribution of Caseload			Change*		Percentage (%) of Caseload		
<b>67,064</b>	+11,847 21.5%	<b>Criminal</b>	7,357	11%	5.1% ▲	+358	<b>Criminal</b>	2023 12.7%	2024 11.0%
2024	↑	<b>Traffic</b>	23,505	35%	50.5% ▲	+7,883	<b>Traffic</b>	28.3%	35.0%
2023		<b>Civil</b>	33,960	51%	11.2% ▲	+3,425	<b>Civil</b>	55.3%	50.6%
		<b>Civil Commitments</b>	2,242	3%	8.8% ▲	+181	<b>Civil Commitments</b>	3.7%	3.3%
		<b>GRAND TOTAL</b>	<b>67,064</b>	100%	21.5% ▲	+11,847	<b>GRAND TOTAL</b>	100%	100%

**Dispositions by Division & Code**

Division	Case Type Description	Code	Summary	Change	% Change	Absolute Change
<b>Criminal</b>	Misdemeanor	M	4,162	▼	+8.3%	+320
	Felony	F	1,926	▼	-2.6%	-51
	Capias	CA	963	▲	+26.0%	+199
	Show Cause	SC	213	▼	-5.8%	-13
	Civil Violation	CV	90	▼	-51.6%	-96
	Restricted Operators License	RL	3	▼	-25.0%	-1
	<b>Total</b>			<b>7,357</b>	<b>▲</b>	<b>5.1%</b>
<b>Traffic</b>	Infraction	I	17,220	▲	+71.2%	+7,161
	Misdemeanor	M	5,461	▼	+17.1%	+796
	Other	O	327	▼	-37.0%	-192
	Capias	CA	229	▼	+29.4%	+52
	Felony	F	136	▲	+43.2%	+41
	Show Cause	SC	96	▼	+31.5%	+23
	Restricted Operators License	RL	32	▼	-5.9%	-2
	Civil Violation	CV	4	▲	-	+4
<b>Total</b>			<b>23,505</b>	<b>▲</b>	<b>50.5%</b>	<b>+7,883</b>
<b>Civil</b>	Warrant in Debt	WD	11,667	▼	+20.4%	+1,975
	Unlawful Detainer	UD	10,080	▲	+3.4%	+335
	Garnishment	GA	9,256	▲	+16.5%	+1,310
	Other	OT	1,071	▼	-14.1%	-176
	Preliminary Protective Order	PP	450	▲	+13.4%	+53
	Motion for Judgment	MJ	423	▼	+3.2%	+13
	Show Cause	SC	303	▲	-5.3%	-17
	Detinue	DT	189	▼	-3.6%	-7
	Interrogatory	IN	126	▲	+35.5%	+33
	Protective Order	PO	113	▼	+37.8%	+31
	Tenants Assertion	TA	87	▲	+17.6%	+13
	Abstract	AJ	69	▼	-67.5%	-143
	Admin License	AL	43	↔	-	-
	Counter Claim	CC	38	▲	-13.6%	-6
	Capias	CA	20	▲	+300.0%	+15
	Petition-Restore Arms	PR	11	▲	+10.0%	+1
	Interrogatory-Not	IC	5	▼	-64.3%	-9
	Impoundment	IM	4	▲	-	+4
	Cross Claim	CR	2	▲	-	+2
	Mechanic's Lien	ML	2	▲	-	+2
	Third Party Claim	TH	1	▲	-	+1
Bond Forfeiture	BF	0	▼	-100.0%	-3	
Restricted Operators License	RL	0	▼	-100.0%	-2	
<b>Total</b>			<b>33,960</b>	<b>▲</b>	<b>11.2%</b>	<b>+3,425</b>
<b>Civil Commitments</b>	Mental Commitment	MC	1,191	▲	+7.1%	+79
	Temporary Detention Order	TD	936	▲	+9.5%	+81
	Emergency Custody Order	EC	115	▲	+22.3%	+21
<b>Total</b>			<b>2,242</b>	<b>▲</b>	<b>8.8%</b>	<b>+181</b>
<b>GRAND TOTAL</b>			<b>67,064</b>	<b>▲</b>	21.5%	+11,847

\* Compared to same time period as previous year  
10/15/2024 1:33:13PM

\*\* Case Type Categories are defined in the 2017 Virginia Judicial Workload Assessment  
Source: SCV-SQL-Information

**Dispositions by Major Case Category\*\***

Category	Summary	Change	% Change	Absolute Change
Felony	2,062	▲	-0.5%	-10
Garnishment	9,382	▲	+16.7%	+1,343
General Civil	12,694	▲	+16.1%	+1,760
Infraction/Civil Violation	17,641	▲	+63.9%	+6,877
Landlord /Tenant	10,167	▲	+3.5%	+348
Misdemeanor	9,658	▼	+13.0%	+1,111
Other	4,897	▲	+7.3%	+334
Protective Orders	563	▼	+17.5%	+84
<b>GRAND TOTAL</b>	<b>67,064</b>	▲	21.5%	+11,847

\* Compared to same time period as previous year  
 10/15/2024 1:33:13PM

\*\* Case Type Categories are defined in the 2017 Virginia Judicial Workload Assessment  
 Source: SCV-SQL-Information

**CPSS - GCMS CASELOAD STATISTICS OF THE GENERAL DISTRICT COURTS**

January 2024 thru September 2024 Dispositions (Compared to January 2023 thru September 2023)

2024 Overall GRAND TOTAL		Distribution of Caseload			Change*		Percentage (%) of Caseload		
<b>83,379</b>	+8,873 11.9%	<b>Criminal</b>	10,138	12%	2.9% ▲	+286	<b>Criminal</b>	2023: 13.2%	2024: 12.2%
2024	↑	<b>Traffic</b>	43,345	52%	15.6% ▲	+5,855	<b>Traffic</b>	50.3%	52.0%
2023		<b>Civil</b>	29,016	35%	10.6% ▲	+2,779	<b>Civil</b>	35.2%	34.8%
		<b>Civil Commitments</b>	880	1%	-5.1% ▼	-47	<b>Civil Commitments</b>	1.2%	1.1%
		<b>GRAND TOTAL</b>	<b>83,379</b>	100%	11.9% ▲	+8,873	<b>GRAND TOTAL</b>	100%	100%

**Dispositions by Division & Code**

Division	Case Type Description	Code	Summary	Change	% Change	Absolute Change
<b>Criminal</b>	Misdemeanor	M	5,169	▲	+2.4%	+121
	Felony	F	2,912	▲	+0.4%	+11
	Capias	CA	1,505	▲	+13.7%	+181
	Show Cause	SC	418	▼	-7.9%	-36
	Civil Violation	CV	134	▲	+7.2%	+9
	<b>Total</b>			<b>10,138</b>	<b>▲</b>	<b>2.9%</b>
<b>Traffic</b>	Infraction	I	33,324	▲	+14.6%	+4,258
	Misdemeanor	M	9,420	▲	+20.3%	+1,589
	Capias	CA	350	▲	+4.5%	+15
	Show Cause	SC	110	▲	+22.2%	+20
	Felony	F	106	▼	-19.1%	-25
	Restricted Operators License	RL	34	▲	+3.0%	+1
	Civil Violation	CV	1	▼	-75.0%	-3
	<b>Total</b>			<b>43,345</b>	<b>▲</b>	<b>15.6%</b>
<b>Civil</b>	Warrant in Debt	WD	11,192	▲	+32.6%	+2,753
	Garnishment	GA	7,834	▲	+2.9%	+218
	Unlawful Detainer	UD	7,756	▼	-2.1%	-168
	Admin License	AL	359	▲	+12.2%	+39
	Preliminary Protective Order	PP	340	▲	+13.3%	+40
	Protective Order	PO	281	▲	+15.6%	+38
	Other	OT	261	▲	-11.2%	-33
	Motion for Judgment	MJ	215	▲	+10.8%	+21
	Abstract	AJ	195	▼	-29.9%	-83
	Detinue	DT	164	▼	-15.0%	-29
	Show Cause	SC	93	▼	-11.4%	-12
	Interrogatory	IN	92	▲	+29.6%	+21
	Impoundment	IM	54	▲	+10.2%	+5
	Bond Forfeiture	BF	44	▼	-26.7%	-16
	Tenants Assertion	TA	42	▼	-25.0%	-14
	Interrogatory-Not	IC	27	▲	+68.8%	+11
	Counter Claim	CC	25	▼	-35.9%	-14
	Overweight	OC	22	▲	+29.4%	+5
	Petition-Restore Arms	PR	12	▼	-14.3%	-2
	Restricted Operators License	RL	4	▲	+100.0%	+2
	Capias	CA	2	▼	-60.0%	-3
	Cross Claim	CR	1	▲	-	+1
	Emergency Substantial Risk Order	SR	1	▲	-	+1
	Motor Carrier	MC	0	▼	-100.0%	-1
	Third Party Claim	TH	0	▼	-100.0%	-1
	<b>Total</b>			<b>29,016</b>	<b>▲</b>	<b>10.6%</b>
<b>Civil Commitments</b>	Temporary Detention Order	TD	505	▲	+6.5%	+31
	Mental Commitment	MC	311	▼	-11.1%	-39
	Emergency Custody Order	EC	41	▼	-21.2%	-11
	Other	OT	12	▼	-69.2%	-27
	Medical Emergency Temporary Detention Order	MT	8	▼	-33.3%	-4
	Medical Emergency Custody Order	ME	3	▲	-	+3
<b>Total</b>			<b>880</b>	<b>▼</b>	<b>-5.1%</b>	<b>-47</b>
<b>GRAND TOTAL</b>			<b>83,379</b>	<b>▲</b>	<b>11.9%</b>	<b>+8,873</b>

\* Compared to same time period as previous year

\*\* Case Type Categories are defined in the 2017 Virginia Judicial Workload Assessment



**Dispositions by Major Case Category\*\***

Category	Summary	Change	% Change	Absolute Change
Felony	3,018	▼	-0.5%	-14
Garnishment	7,926	▲	+3.1%	+239
General Civil	11,645	▲	+31.2%	+2,766
Infraction/Civil Violation	33,481	▼	+14.6%	+4,268
Involuntary Civil Commitments	12	▼	-69.2%	-27
Landlord /Tenant	7,798	▼	-2.3%	-182
Misdemeanor	14,627	▲	+13.3%	+1,713
New to Workload Study	1	▲	-	+1
Other	4,250	▲	+0.7%	+31
Protective Orders	621	▲	+14.4%	+78
<b>GRAND TOTAL</b>	<b>83,379</b>	▲	11.9%	+8,873

\* Compared to same time period as previous year  
 10/15/2024 1:33:13PM

\*\* Case Type Categories are defined in the 2017 Virginia Judicial Workload Assessment  
 Source: SCV-SQL-Information

**CPSS - GCMS CASELOAD STATISTICS OF THE GENERAL DISTRICT COURTS**

January 2024 thru September 2024 Dispositions (Compared to January 2023 thru September 2023)

2024 Overall GRAND TOTAL		Distribution of Caseload			Change*		Percentage (%) of Caseload		
<b>8,458</b>	+1,074 14.5%	<b>Criminal</b>	1,066	13%	26.5% ▲	+223	<b>Criminal</b>	2023 11.4%	2024 12.6%
2024	↑	<b>Traffic</b>	5,757	68%	12.1% ▲	+621	<b>Traffic</b>	69.6%	68.1%
2023		<b>Civil</b>	1,578	19%	16.8% ▲	+227	<b>Civil</b>	18.3%	18.7%
		<b>Civil Commitments</b>	57	1%	5.6% ▲	+3	<b>Civil Commitments</b>	0.7%	0.7%
		<b>GRAND TOTAL</b>	<b>8,458</b>	100%	14.5% ▲	+1,074	<b>GRAND TOTAL</b>	100%	100%

**Dispositions by Division & Code**

Division	Case Type Description	Code	Summary	Change	% Change	Absolute Change
<b>Criminal</b>	Misdemeanor	M	653	▲	+25.1%	+131
	Felony	F	227	▼	-4.6%	-11
	Capias	CA	142	▲	+195.8%	+94
	Civil Violation	CV	25	↔		-
	Show Cause	SC	19	▲	+90.0%	+9
	<b>Total</b>			<b>1,066</b>	▲	<b>26.5%</b>
<b>Traffic</b>	Infraction	I	4,599	▲	+7.8%	+332
	Misdemeanor	M	1,010	▲	+25.5%	+205
	Capias	CA	115	▲	+173.8%	+73
	Felony	F	20	▲	+100.0%	+10
	Show Cause	SC	11	↔		-
	Civil Violation	CV	2	▲	+100.0%	+1
	<b>Total</b>			<b>5,757</b>	▲	<b>12.1%</b>
<b>Civil</b>	Warrant in Debt	WD	916	▲	+37.1%	+248
	Garnishment	GA	352	▼	-0.6%	-2
	Unlawful Detainer	UD	115	▼	-13.5%	-18
	Other	OT	69	▲	+15.0%	+9
	Preliminary Protective Order	PP	31	▼	-20.5%	-8
	Admin License	AL	28	↔		-
	Protective Order	PO	22	▲	+10.0%	+2
	Abstract	AJ	12	▲	+20.0%	+2
	Interrogatory	IN	12	▲	+71.4%	+5
	Show Cause	SC	12	▼	-25.0%	-4
	Detinue	DT	7	↔		-
	Capias	CA	1	▲	-	+1
	Petition-Restore Arms	PR	1	▲	-	+1
	Counter Claim	CC	0	▼	-100.0%	-3
	Impoundment	IM	0	▼	-100.0%	-5
	Overweight	OC	0	▼	-100.0%	-1
<b>Total</b>			<b>1,578</b>	▲	<b>16.8%</b>	<b>+227</b>
<b>Civil Commitments</b>	Temporary Detention Order	TD	48	▲	+33.3%	+12
	Emergency Custody Order	EC	9	▼	-50.0%	-9
	<b>Total</b>		<b>57</b>	▲	<b>5.6%</b>	<b>+3</b>
<b>GRAND TOTAL</b>			<b>8,458</b>	▲	<b>14.5%</b>	<b>+1,074</b>

**Dispositions by Major Case Category\*\***

Category	Summary	Change	% Change	Absolute Change
Felony	247	▲	-0.4%	-1
Garnishment	364	▲	+0.8%	+3
General Civil	925	▲	+37.0%	+250
Infraction/Civil Violation	4,626	▲	+7.7%	+332
Landlord /Tenant	115	▼	-13.5%	-18
Misdemeanor	1,663	▲	+25.3%	+336
Other	465	▲	+62.0%	+178
Protective Orders	53	▼	-10.2%	-6
<b>GRAND TOTAL</b>	<b>8,458</b>	▲	<b>14.5%</b>	<b>+1,074</b>

\* Compared to same time period as previous year  
10/15/2024 1:33:13PM

\*\* Case Type Categories are defined in the 2017 Virginia Judicial Workload Assessment  
Source: SCV-SQL-Information



**CPSS - GCMS CASELOAD STATISTICS OF THE GENERAL DISTRICT COURTS**

January 2024 thru September 2024 Dispositions (Compared to January 2023 thru September 2023)

2024 Overall GRAND TOTAL		Distribution of Caseload			Change*		Percentage (%) of Caseload			
<b>5,022</b>	-84 -1.6%	<b>Criminal</b>	346	7%	-12.2%	▼	-48	<b>Criminal</b>	2023 7.7%	2024 6.9%
2024		<b>Traffic</b>	3,936	78%	-1.9%	▼	-78	<b>Traffic</b>	78.6%	78.4%
2023		<b>Civil</b>	728	14%	6.4%	▲	+44	<b>Civil</b>	13.4%	14.5%
		<b>Civil Commitments</b>	12	0%	-14.3%	▼	-2	<b>Civil Commitments</b>	0.3%	0.2%
		<b>GRAND TOTAL</b>	<b>5,022</b>	100%	-1.6%	▼	-84	<b>GRAND TOTAL</b>	100%	100%

**Dispositions by Division & Code**

Division	Case Type Description	Code	Summary	Change	% Change	Absolute Change
<b>Criminal</b>	Misdemeanor	M	248	▼	-10.1%	-28
	Felony	F	61	▼	-23.8%	-19
	Capias	CA	15	▼	-25.0%	-5
	Civil Violation	CV	13	▲	+44.4%	+4
	Show Cause	SC	9	↔		-
	<b>Total</b>			<b>346</b>	▼	<b>-12.2%</b>
<b>Traffic</b>	Infraction	I	3,430	▼	-1.6%	-56
	Misdemeanor	M	490	▼	-2.8%	-14
	Show Cause	SC	7	▲	+250.0%	+5
	Capias	CA	5	▼	-37.5%	-3
	Felony	F	2	▼	-83.3%	-10
	Civil Violation	CV	1	▼	-50.0%	-1
	Other	O	1	▲	-	+1
	<b>Total</b>			<b>3,936</b>	▼	<b>-1.9%</b>
<b>Civil</b>	Warrant in Debt	WD	261	▲	+35.9%	+69
	Garnishment	GA	166	▲	+0.6%	+1
	Detinue	DT	111	▲	+5.7%	+6
	Unlawful Detainer	UD	74	▼	-19.6%	-18
	Other	OT	41	▼	-26.8%	-15
	Impoundment	IM	23	▲	+15.0%	+3
	Admin License	AL	18	▲	+80.0%	+8
	Protective Order	PO	16	▲	+23.1%	+3
	Abstract	AJ	8	▲	+100.0%	+4
	Preliminary Protective Order	PP	4	▼	-42.9%	-3
	Show Cause	SC	3	▼	-83.3%	-15
	Counter Claim	CC	1	▼	-50.0%	-1
	Interrogatory	IN	1	▲	-	+1
	Motion for Judgment	MJ	1	▲	-	+1
	<b>Total</b>			<b>728</b>	▲	<b>6.4%</b>
<b>Civil Commitments</b>	Emergency Custody Order	EC	7	▲	+75.0%	+3
	Temporary Detention Order	TD	5	▼	-44.4%	-4
	Medical Emergency Temporary Detention Order	MT	0	▼	-100.0%	-1
	<b>Total</b>			<b>12</b>	▼	<b>-14.3%</b>
<b>GRAND TOTAL</b>			<b>5,022</b>	▼	-1.6%	-84

**Dispositions by Major Case Category\*\***

Category	Summary	Change	% Change	Absolute Change
Felony	63	▼	-31.5%	-29
Garnishment	167	▲	+1.2%	+2
General Civil	385	▲	+19.2%	+62
Infraction/Civil Violation	3,445	▲	-1.5%	-52
Landlord /Tenant	74	▼	-19.6%	-18
Misdemeanor	738	▼	-5.4%	-42
Other	130	▲	-5.1%	-7
Protective Orders	20	▼		0
<b>GRAND TOTAL</b>	<b>5,022</b>	▼	-1.6%	-84

\* Compared to same time period as previous year  
10/15/2024 1:33:13PM

\*\* Case Type Categories are defined in the 2017 Virginia Judicial Workload Assessment  
Source: SCV-SQL-Information



**CPSS - GCMS CASELOAD STATISTICS OF THE GENERAL DISTRICT COURTS**

January 2024 thru September 2024 Dispositions (Compared to January 2023 thru September 2023)

2024 Overall GRAND TOTAL		Distribution of Caseload			Change*		Percentage (%) of Caseload		
<b>13,446</b>	+53 0.4%	<b>Criminal</b>	2,519	19%	24.1% ▲	+490	<b>Criminal</b>	2023 15.1%	2024 18.7%
2024	↑	<b>Traffic</b>	5,153	38%	-12.4% ▼	-731	<b>Traffic</b>	43.9%	38.3%
2023		<b>Civil</b>	4,898	36%	6.2% ▲	+284	<b>Civil</b>	34.5%	36.4%
		<b>Civil Commitments</b>	876	7%	1.2% ▲	+10	<b>Civil Commitments</b>	6.5%	6.5%
		<b>GRAND TOTAL</b>	<b>13,446</b>	100%	0.4% ▲	+53	<b>GRAND TOTAL</b>	100%	100%

**Dispositions by Division & Code**

Division	Case Type Description	Code	Summary	Change	% Change	Absolute Change
<b>Criminal</b>	Misdemeanor	M	1,554	▲	+25.5%	+316
	Felony	F	634	▲	+32.6%	+156
	Capias	CA	185	▲	+6.3%	+11
	Show Cause	SC	84	▼	-5.6%	-5
	Civil Violation	CV	62	▲	+24.0%	+12
	<b>Total</b>			<b>2,519</b>	▲	<b>24.1%</b>
<b>Traffic</b>	Infraction	I	3,976	▼	-18.1%	-878
	Misdemeanor	M	1,066	▲	+11.0%	+106
	Capias	CA	62	▲	+29.2%	+14
	Felony	F	30	▲	+328.6%	+23
	Show Cause	SC	12	↔	-	-
	Restricted Operators License	RL	5	▲	+66.7%	+2
	Civil Violation	CV	2	▲	-	+2
	<b>Total</b>			<b>5,153</b>	▼	<b>-12.4%</b>
<b>Civil</b>	Warrant in Debt	WD	2,432	▲	+12.6%	+272
	Garnishment	GA	1,085	▼	-6.9%	-80
	Unlawful Detainer	UD	736	▲	+12.2%	+80
	Admin License	AL	123	▲	+43.0%	+37
	Bond Forfeiture	BF	114	▲	+65.2%	+45
	Other	OT	102	▲	-4.7%	-5
	Show Cause	SC	80	▲	+56.9%	+29
	Impoundment	IM	70	▲	+12.9%	+8
	Abstract	AJ	62	▼	-11.4%	-8
	Preliminary Protective Order	PP	36	▼	-36.8%	-21
	Detinue	DT	22	▼	-73.5%	-61
	Interrogatory	IN	16	▲	+33.3%	+4
	Protective Order	PO	16	▼	-38.5%	-10
	Capias	CA	3	▲	+200.0%	+2
	Counter Claim	CC	1	▼	-66.7%	-2
	Motion for Judgment	MJ	0	▼	-100.0%	-1
	Overweight	OC	0	▼	-100.0%	-1
	Petition-Restore Arms	PR	0	▼	-100.0%	-2
	Tenants Assertion	TA	0	▼	-100.0%	-2
<b>Total</b>			<b>4,898</b>	▲	<b>6.2%</b>	<b>+284</b>
<b>Civil Commitments</b>	Mental Commitment	MC	515	▼	-1.9%	-10
	Other	OT	137	▲	+26.9%	+29
	Emergency Custody Order	EC	118	▲	+13.5%	+14
	Temporary Detention Order	TD	104	▼	-18.8%	-24
	Medical Emergency Custody Order	ME	1	▲	-	+1
	Medical Emergency Temporary Detention Order	MT	1	▲	-	+1
	Petition	PT	0	▼	-100.0%	-1
<b>Total</b>			<b>876</b>	▲	<b>1.2%</b>	<b>+10</b>
<b>GRAND TOTAL</b>			<b>13,446</b>	▲	0.4%	+53

**Dispositions by Major Case Category\*\***

Category	Summary	Change	% Change	Absolute Change
Felony	664	▲	+36.9%	+179
Garnishment	1,101	▲	-6.5%	-76

\* Compared to same time period as previous year

\*\* Case Type Categories are defined in the 2017 Virginia Judicial Workload Assessment

**CPSS - GCMS CASELOAD STATISTICS OF THE GENERAL DISTRICT COURTS**

January 2024 thru September 2024 Dispositions (Compared to January 2023 thru September 2023)

**Fredericksburg**

District: 15 FIPS: 630

General Civil	2,484	▼	+9.4%	+213
Infraction/Civil Violation	4,040	▲	-17.6%	-865
Involuntary Civil Commitments	137	▼	+25.7%	+28
Landlord /Tenant	736	▼	+11.9%	+78
Misdemeanor	2,625	▲	+19.3%	+424
Other	1,607	▲	+6.8%	+103
Protective Orders	52	▼	-37.3%	-31
<b>GRAND TOTAL</b>	<b>13,446</b>	▲	0.4%	+53

\* Compared to same time period as previous year  
10/15/2024 1:33:13PM

\*\* Case Type Categories are defined in the 2017 Virginia Judicial Workload Assessment  
Source: SCV-SQL-Information

**CPSS - GCMS CASELOAD STATISTICS OF THE GENERAL DISTRICT COURTS**

January 2024 thru September 2024 Dispositions (Compared to January 2023 thru September 2023)

2024 Overall GRAND TOTAL		Distribution of Caseload			Change*		Percentage (%) of Caseload		
<b>18,128</b>	+2,497 16.0%	<b>Criminal</b>	2,651	15%	11.9% ▲	+282	<b>Criminal</b>	2023 15.2%	2024 14.6%
2024		<b>Traffic</b>	10,835	60%	17.4% ▲	+1,605	<b>Traffic</b>	59.0%	59.8%
2023		<b>Civil</b>	4,559	25%	15.1% ▲	+598	<b>Civil</b>	25.3%	25.1%
		<b>Civil Commitments</b>	83	0%	16.9% ▲	+12	<b>Civil Commitments</b>	0.5%	0.5%
		<b>GRAND TOTAL</b>	<b>18,128</b>	100%	16.0% ▲	+2,497	<b>GRAND TOTAL</b>	100%	100%

**Dispositions by Division & Code**

Division	Case Type Description	Code	Summary	Change	% Change	Absolute Change
<b>Criminal</b>	Misdemeanor	M	1,420	▲	+15.1%	+186
	Felony	F	798	▲	+3.5%	+27
	Capias	CA	263	▲	+15.9%	+36
	Show Cause	SC	99	▲	+1.0%	+1
	Civil Violation	CV	71	▲	+82.1%	+32
	<b>Total</b>			<b>2,651</b>	<b>▲</b>	<b>11.9%</b>
<b>Traffic</b>	Infraction	I	6,900	▲	+10.7%	+666
	Misdemeanor	M	3,699	▲	+34.0%	+939
	Capias	CA	154	▲	+4.8%	+7
	Felony	F	39	▼	-13.3%	-6
	Show Cause	SC	27	▲	+68.8%	+11
	Restricted Operators License	RL	16	▼	-36.0%	-9
	Civil Violation	CV	0	▼	-100.0%	-3
<b>Total</b>			<b>10,835</b>	<b>▲</b>	<b>17.4%</b>	<b>+1,605</b>
<b>Civil</b>	Warrant in Debt	WD	2,198	▲	+38.5%	+611
	Garnishment	GA	1,270	▼	-9.5%	-134
	Unlawful Detainer	UD	349	▲	+4.2%	+14
	Other	OT	128	▲	+25.5%	+26
	Preliminary Protective Order	PP	99	▲	+11.2%	+10
	Show Cause	SC	97	▲	+54.0%	+34
	Admin License	AL	94	▲	+30.6%	+22
	Bond Forfeiture	BF	78	▼	-9.3%	-8
	Protective Order	PO	73	▲	+7.4%	+5
	Impoundment	IM	50	▲	+2.0%	+1
	Detinue	DT	29	▲	+38.1%	+8
	Interrogatory	IN	29	▲	+70.6%	+12
	Motion for Judgment	MJ	28	▼	-9.7%	-3
	Abstract	AJ	26	▼	-3.7%	-1
	Counter Claim	CC	4	▲	+100.0%	+2
	Tenants Assertion	TA	3	▼	-25.0%	-1
	Capias	CA	2	▲	+100.0%	+1
	Interrogatory-Not	IC	1	▲	-	+1
	Petition-Restore Arms	PR	1	↔	-	-
	Mechanic's Lien	ML	0	▼	-100.0%	-1
	Third Party Claim	TH	0	▼	-100.0%	-1
<b>Total</b>			<b>4,559</b>	<b>▲</b>	<b>15.1%</b>	<b>+598</b>
<b>Civil Commitments</b>	Temporary Detention Order	TD	60	▲	+30.4%	+14
	Emergency Custody Order	EC	16	▼	-11.1%	-2
	Mental Commitment	MC	6	▲	+50.0%	+2
	Other	OT	1	↔	-	-
	Petition	PT	0	▼	-100.0%	-2
<b>Total</b>			<b>83</b>	<b>▲</b>	<b>16.9%</b>	<b>+12</b>
<b>GRAND TOTAL</b>			<b>18,128</b>	<b>▲</b>	<b>16.0%</b>	<b>+2,497</b>

**Dispositions by Major Case Category\*\***

Category	Summary	Change	% Change	Absolute Change
Felony	837	▼	+2.6%	+21
Garnishment	1,299	▲	-8.6%	-122

\* Compared to same time period as previous year  
10/15/2024 1:33:13PM

\*\* Case Type Categories are defined in the 2017 Virginia Judicial Workload Assessment  
Source: SCV-SQL-Information



**CPSS - GCMS CASELOAD STATISTICS OF THE GENERAL DISTRICT COURTS**

January 2024 thru September 2024 Dispositions (Compared to January 2023 thru September 2023)

General Civil	2,274	▼	+36.9%	+613
Infraction/Civil Violation	6,971	▼	+11.1%	+695
Involuntary Civil Commitments	1	▼	-66.7%	-2
Landlord /Tenant	352	▼	+3.8%	+13
Misdemeanor	5,135	▲	+27.8%	+1,116
Other	1,087	▲	+15.8%	+148
Protective Orders	172	▲	+9.6%	+15
<b>GRAND TOTAL</b>	<b>18,128</b>	▲	16.0%	+2,497

\* Compared to same time period as previous year  
10/15/2024 1:33:13PM

\*\* Case Type Categories are defined in the 2017 Virginia Judicial Workload Assessment  
Source: SCV-SQL-Information

2024 Overall GRAND TOTAL		Distribution of Caseload			Change*		Percentage (%) of Caseload		
<b>5,441</b>	-2,060 -27.5%	<b>Criminal</b>	734	13%	13.8% ▲	+89	<b>Criminal</b>	2023 8.6%	2024 13.5%
2024		<b>Traffic</b>	3,772	69%	-37.5% ▼	-2,266	<b>Traffic</b>	80.5%	69.3%
2023		<b>Civil</b>	907	17%	16.6% ▲	+129	<b>Civil</b>	10.4%	16.7%
		<b>Civil Commitments</b>	28	1%	-30.0% ▼	-12	<b>Civil Commitments</b>	0.5%	0.5%
		<b>GRAND TOTAL</b>	<b>5,441</b>	100%	-27.5% ▼	-2,060	<b>GRAND TOTAL</b>	100%	100%

**Dispositions by Division & Code**

Division	Case Type Description	Code	Summary	Change	% Change	Absolute Change
<b>Criminal</b>	Misdemeanor	M	398	▲	+2.1%	+8
	Felony	F	166	▲	+37.2%	+45
	Capias	CA	69	▲	+35.3%	+18
	Civil Violation	CV	53	▼	-10.2%	-6
	Show Cause	SC	48	▲	+100.0%	+24
	<b>Total</b>			<b>734</b>	▲	<b>13.8%</b>
<b>Traffic</b>	Infraction	I	3,046	▼	-41.4%	-2,150
	Misdemeanor	M	663	▼	-17.3%	-139
	Capias	CA	32	▲	+52.4%	+11
	Felony	F	24	▲	+60.0%	+9
	Show Cause	SC	6	▲	+50.0%	+2
	Restricted Operators License	RL	1	▲	-	+1
	<b>Total</b>			<b>3,772</b>	▼	<b>-37.5%</b>
<b>Civil</b>	Warrant in Debt	WD	368	▲	+36.3%	+98
	Garnishment	GA	174	▲	+4.2%	+7
	Unlawful Detainer	UD	133	▼	-5.7%	-8
	Admin License	AL	89	▲	+21.9%	+16
	Other	OT	32	▲	-17.9%	-7
	Protective Order	PO	18	▲	+50.0%	+6
	Preliminary Protective Order	PP	16	▼	-20.0%	-4
	Show Cause	SC	16	▲	+23.1%	+3
	Overweight	OC	15	▲	+36.4%	+4
	Impoundment	IM	13	▲	+30.0%	+3
	Interrogatory	IN	10	▲	+42.9%	+3
	Motion for Judgment	MJ	8	▲	+166.7%	+5
	Abstract	AJ	7	▲	+133.3%	+4
	Detinue	DT	4	▼	-33.3%	-2
	Tenants Assertion	TA	2	▼	-33.3%	-1
	Capias	CA	1	▲	-	+1
	Petition-Restore Arms	PR	1	▲	-	+1
<b>Total</b>			<b>907</b>	▲	<b>16.6%</b>	<b>+129</b>
<b>Civil Commitments</b>	Temporary Detention Order	TD	24	▼	-14.3%	-4
	Emergency Custody Order	EC	3	▼	-75.0%	-9
	Mental Commitment	MC	1	▲	-	+1
<b>Total</b>			<b>28</b>	▼	<b>-30.0%</b>	<b>-12</b>
<b>GRAND TOTAL</b>			<b>5,441</b>	▼	-27.5%	-2,060

**Dispositions by Major Case Category\*\***

Category	Summary	Change	% Change	Absolute Change
Felony	190	▲	+39.7%	+54
Garnishment	184	▲	+5.7%	+10
General Civil	388	▲	+36.6%	+104
Infraction/Civil Violation	3,114	▼	-40.9%	-2,152
Landlord /Tenant	135	▼	-6.3%	-9
Misdemeanor	1,062	▲	-10.9%	-130
Other	334	▲	+22.3%	+61
Protective Orders	34	▲	+6.3%	+2

\* Compared to same time period as previous year  
 10/15/2024 1:33:13PM

\*\* Case Type Categories are defined in the 2017 Virginia Judicial Workload Assessment  
 Source: SCV-SQL-Information

**CPSS - GCMS CASELOAD STATISTICS OF THE GENERAL DISTRICT COURTS**

January 2024 thru September 2024 Dispositions (Compared to January 2023 thru September 2023)

**King George**

District: 15 FIPS: 099

---

<i><b>GRAND TOTAL</b></i>	<b>5,441</b>	▼	-27.5%	-2,060
---------------------------	--------------	---	--------	--------

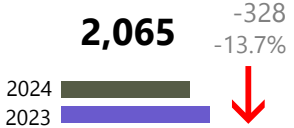
---

\* Compared to same time period as previous year  
10/15/2024 1:33:13PM

\*\* Case Type Categories are defined in the 2017 Virginia Judicial Workload Assessment  
Source: SCV-SQL-Information

**CPSS - GCMS CASELOAD STATISTICS OF THE GENERAL DISTRICT COURTS**

January 2024 thru September 2024 Dispositions (Compared to January 2023 thru September 2023)

2024 Overall GRAND TOTAL		Distribution of Caseload			Change*		Percentage (%) of Caseload		
<b>2,065</b>	-328 -13.7%	<b>Criminal</b>	425	21%	4.9% ▲	+20	<b>Criminal</b>	2023 16.9%	2024 20.6%
		<b>Traffic</b>	1,124	54%	-24.3% ▼	-361	<b>Traffic</b>	62.1%	54.4%
2024		<b>Civil</b>	474	23%	6.5% ▲	+29	<b>Civil</b>	18.6%	23.0%
2023		<b>Civil Commitments</b>	42	2%	-27.6% ▼	-16	<b>Civil Commitments</b>	2.4%	2.0%
		<b>GRAND TOTAL</b>	<b>2,065</b>	100%	-13.7% ▼	-328	<b>GRAND TOTAL</b>	100%	100%

**Dispositions by Division & Code**

Division	Case Type Description	Code	Summary	Change	% Change	Absolute Change
<b>Criminal</b>	Misdemeanor	M	314	▲	+3.3%	+10
	Felony	F	62	▲	+24.0%	+12
	Capias	CA	26	▲	+23.8%	+5
	Show Cause	SC	13	▼	-45.8%	-11
	Civil Violation	CV	10	▲	+66.7%	+4
	<b>Total</b>			<b>425</b>	<b>▲</b>	<b>4.9%</b>
<b>Traffic</b>	Infraction	I	936	▼	-25.2%	-315
	Misdemeanor	M	164	▼	-24.8%	-54
	Capias	CA	9	▲	+200.0%	+6
	Felony	F	7	▲	+40.0%	+2
	Show Cause	SC	7	▲	+40.0%	+2
	Restricted Operators License	RL	1	↔	-	-
	Civil Violation	CV	0	▼	-100.0%	-2
	<b>Total</b>			<b>1,124</b>	<b>▼</b>	<b>-24.3%</b>
<b>Civil</b>	Warrant in Debt	WD	201	▲	+10.4%	+19
	Garnishment	GA	102	▲	+6.3%	+6
	Unlawful Detainer	UD	46	▼	-6.1%	-3
	Other	OT	43	▲	+16.2%	+6
	Admin License	AL	23	↔	-	-
	Preliminary Protective Order	PP	21	▼	-16.0%	-4
	Detinue	DT	20	▲	+122.2%	+11
	Impoundment	IM	5	▲	+66.7%	+2
	Interrogatory	IN	5	▼	-16.7%	-1
	Show Cause	SC	3	▼	-62.5%	-5
	Abstract	AJ	2	↔	-	-
	Tenants Assertion	TA	2	▲	+100.0%	+1
	Capias	CA	1	▲	-	+1
	Overweight	OC	0	▼	-100.0%	-1
	Protective Order	PO	0	▼	-100.0%	-3
<b>Total</b>			<b>474</b>	<b>▲</b>	<b>6.5%</b>	<b>+29</b>
<b>Civil Commitments</b>	Mental Commitment	MC	21	▼	-32.3%	-10
	Temporary Detention Order	TD	12	▼	-20.0%	-3
	Emergency Custody Order	EC	5	▼	-28.6%	-2
	Other	OT	4	▼	-20.0%	-1
<b>Total</b>			<b>42</b>	<b>▼</b>	<b>-27.6%</b>	<b>-16</b>
<b>GRAND TOTAL</b>			<b>2,065</b>	<b>▼</b>	<b>-13.7%</b>	<b>-328</b>

**Dispositions by Major Case Category\*\***

Category	Summary	Change	% Change	Absolute Change
Felony	69	▲	+25.5%	+14
Garnishment	107	▼	+4.9%	+5
General Civil	228	▲	+16.3%	+32
Infraction/Civil Violation	946	▼	-24.9%	-314
Involuntary Civil Commitments	4	▼	-20.0%	-1
Landlord /Tenant	48	▲	-4.0%	-2
Misdemeanor	479	▼	-8.4%	-44
Other	163	▲	-6.3%	-11

\* Compared to same time period as previous year  
10/15/2024 1:33:13PM

\*\* Case Type Categories are defined in the 2017 Virginia Judicial Workload Assessment  
Source: SCV-SQL-Information

**CPSS - GCMS CASELOAD STATISTICS OF THE GENERAL DISTRICT COURTS**

January 2024 thru September 2024 Dispositions (Compared to January 2023 thru September 2023)

**Lancaster**

District: 15 FIPS: 103

---

Protective Orders	21	▼	-25.0%	-7
<b>GRAND TOTAL</b>	<b>2,065</b>	▼	-13.7%	-328

---

\* Compared to same time period as previous year  
10/15/2024 1:33:13PM

\*\* Case Type Categories are defined in the 2017 Virginia Judicial Workload Assessment  
Source: SCV-SQL-Information

**CPSS - GCMS CASELOAD STATISTICS OF THE GENERAL DISTRICT COURTS**

January 2024 thru September 2024 Dispositions (Compared to January 2023 thru September 2023)

**Northumberland**

District: 15 FIPS: 133

2024 Overall GRAND TOTAL		Distribution of Caseload			Change*		Percentage (%) of Caseload			
<b>1,333</b>	-394 -22.8%	<b>Criminal</b>	307	23%	-15.7%	▼	-57	<b>Criminal</b>	2023 21.1%	2024 23.0%
2024		<b>Traffic</b>	680	51%	-36.7%	▼	-394	<b>Traffic</b>	62.2%	51.0%
2023		<b>Civil</b>	336	25%	19.1%	▲	+54	<b>Civil</b>	16.3%	25.2%
		<b>Civil Commitments</b>	10	1%	42.9%	▲	+3	<b>Civil Commitments</b>	0.4%	0.8%
		<b>GRAND TOTAL</b>	<b>1,333</b>	100%	-22.8%	▼	-394	<b>GRAND TOTAL</b>	100%	100%

**Dispositions by Division & Code**

Division	Case Type Description	Code	Summary	Change	% Change	Absolute Change
<b>Criminal</b>	Misdemeanor	M	205	▼	-2.8%	-6
	Felony	F	58	▼	-52.5%	-64
	Show Cause	SC	17	▲	+142.9%	+10
	Capias	CA	14	▲	+40.0%	+4
	Civil Violation	CV	12	▼	-7.7%	-1
	Motion	MO	1	↔		-
	<b>Total</b>			<b>307</b>	▼	<b>-15.7%</b>
<b>Traffic</b>	Infraction	I	480	▼	-44.2%	-380
	Misdemeanor	M	191	▼	-6.8%	-14
	Show Cause	SC	6	▲	+100.0%	+3
	Capias	CA	2	▲	-	+2
	Felony	F	1	▼	-75.0%	-3
	Restricted Operators License	RL	0	▼	-100.0%	-2
	<b>Total</b>			<b>680</b>	▼	<b>-36.7%</b>
<b>Civil</b>	Warrant in Debt	WD	175	▲	+66.7%	+70
	Garnishment	GA	64	▼	-8.6%	-6
	Other	OT	28	▼	+21.7%	+5
	Unlawful Detainer	UD	22	▼	-26.7%	-8
	Protective Order	PO	13	▲	+160.0%	+8
	Preliminary Protective Order	PP	11	▲	+120.0%	+6
	Admin License	AL	8	▼	-46.7%	-7
	Bond Forfeiture	BF	4	▼	-20.0%	-1
	Detinue	DT	3	▲	+50.0%	+1
	Abstract	AJ	2	▼	-50.0%	-2
	Impoundment	IM	2	▼	-71.4%	-5
	Interrogatory	IN	2	▼	-60.0%	-3
	Show Cause	SC	1	▼	-75.0%	-3
	Tenants Assertion	TA	1	↔		-
	Motion for Judgment	MJ	0	▼	-100.0%	-1
<b>Total</b>			<b>336</b>	▲	<b>19.1%</b>	<b>+54</b>
<b>Civil Commitments</b>	Temporary Detention Order	TD	9	▲	+50.0%	+3
	Emergency Custody Order	EC	1	↔		-
<b>Total</b>			<b>10</b>	▲	<b>42.9%</b>	<b>+3</b>
<b>GRAND TOTAL</b>			<b>1,333</b>	▼	<b>-22.8%</b>	<b>-394</b>

**Dispositions by Major Case Category\*\***

Category	Summary	Change	% Change	Absolute Change
Felony	59	▼	-53.2%	-67
Garnishment	66	▼	-12.0%	-9
General Civil	178	▼	+58.9%	+66
Infraction/Civil Violation	492	▼	-43.6%	-381
Landlord /Tenant	23	▼	-25.8%	-8
Misdemeanor	396	▼	-5.3%	-22
Other	95	▲	+15.9%	+13
Protective Orders	24	▲	+140.0%	+14
<b>GRAND TOTAL</b>	<b>1,333</b>	▼	<b>-22.8%</b>	<b>-394</b>

\* Compared to same time period as previous year  
10/15/2024 1:33:13PM

\*\* Case Type Categories are defined in the 2017 Virginia Judicial Workload Assessment  
Source: SCV-SQL-Information



**CPSS - GCMS CASELOAD STATISTICS OF THE GENERAL DISTRICT COURTS**

January 2024 thru September 2024 Dispositions (Compared to January 2023 thru September 2023)

**Richmond County**

District: 15 FIPS: 159

2024 Overall GRAND TOTAL		Distribution of Caseload			Change*		Percentage (%) of Caseload		
<b>2,487</b>	-261 -9.5%	<b>Criminal</b>	264	11%	0.8% ▲	+2	<b>Criminal</b>	2023 9.5%	2024 10.6%
2024		<b>Traffic</b>	1,017	41%	-26.5% ▼	-366	<b>Traffic</b>	50.3%	40.9%
2023		<b>Civil</b>	1,201	48%	9.3% ▲	+102	<b>Civil</b>	40.0%	48.3%
		<b>Civil Commitments</b>	5	0%	25.0% ▲	+1	<b>Civil Commitments</b>	0.1%	0.2%
		<b>GRAND TOTAL</b>	<b>2,487</b>	100%	-9.5% ▼	-261	<b>GRAND TOTAL</b>	100%	100%

**Dispositions by Division & Code**

Division	Case Type Description	Code	Summary	Change	% Change	Absolute Change
<b>Criminal</b>	Misdemeanor	M	147	▲	+5.0%	+7
	Felony	F	82	▲	+34.4%	+21
	Capias	CA	20	▼	-37.5%	-12
	Show Cause	SC	11	▼	-35.3%	-6
	Civil Violation	CV	2	▼	-83.3%	-10
	Restricted Operators License	RL	2	▲	-	+2
	<b>Total</b>			<b>264</b>	<b>▲</b>	<b>0.8%</b>
<b>Traffic</b>	Infraction	I	867	▼	-27.1%	-323
	Misdemeanor	M	147	▼	-20.5%	-38
	Felony	F	2	↔	-	-
	Restricted Operators License	RL	1	▲	-	+1
	Capias	CA	0	▼	-100.0%	-3
	Civil Violation	CV	0	▼	-100.0%	-1
	Show Cause	SC	0	▼	-100.0%	-2
<b>Total</b>			<b>1,017</b>	<b>▼</b>	<b>-26.5%</b>	<b>-366</b>
<b>Civil</b>	Warrant in Debt	WD	1,075	▲	+11.5%	+111
	Garnishment	GA	50	▼	-9.1%	-5
	Unlawful Detainer	UD	31	▼	-6.1%	-2
	Other	OT	16	▼	-11.1%	-2
	Admin License	AL	12	▼	-7.7%	-1
	Detinue	DT	5	▲	-	+5
	Preliminary Protective Order	PP	3	▼	-40.0%	-2
	Counter Claim	CC	2	▲	-	+2
	Interrogatory	IN	2	↔	-	-
	Show Cause	SC	2	↔	-	-
	Abstract	AJ	1	▲	-	+1
	Impoundment	IM	1	▼	-80.0%	-4
	Motion for Judgment	MJ	1	▲	-	+1
	Protective Order	PO	0	▼	-100.0%	-1
Restricted Operators License	RL	0	▼	-100.0%	-1	
<b>Total</b>			<b>1,201</b>	<b>▲</b>	<b>9.3%</b>	<b>+102</b>
<b>Civil Commitments</b>	Temporary Detention Order	TD	5	▲	+66.7%	+2
	Emergency Custody Order	EC	0	▼	-100.0%	-1
<b>Total</b>			<b>5</b>	<b>▲</b>	<b>25.0%</b>	<b>+1</b>
<b>GRAND TOTAL</b>			<b>2,487</b>	<b>▼</b>	<b>-9.5%</b>	<b>-261</b>

**Dispositions by Major Case Category\*\***

Category	Summary	Change	% Change	Absolute Change
Felony	84	▲	+33.3%	+21
Garnishment	52	▼	-8.8%	-5
General Civil	1,084	▲	+11.8%	+114
Infraction/Civil Violation	869	▼	-27.8%	-334
Landlord /Tenant	31	▼	-6.1%	-2
Misdemeanor	297	▲	-8.9%	-29
Other	67	▲	-25.6%	-23
Protective Orders	3	▼	-50.0%	-3
<b>GRAND TOTAL</b>	<b>2,487</b>	<b>▼</b>	<b>-9.5%</b>	<b>-261</b>

\* Compared to same time period as previous year

\*\* Case Type Categories are defined in the 2017 Virginia Judicial Workload Assessment





**CPSS - GCMS CASELOAD STATISTICS OF THE GENERAL DISTRICT COURTS**

January 2024 thru September 2024 Dispositions (Compared to January 2023 thru September 2023)

2024 Overall GRAND TOTAL		Distribution of Caseload			Change*		Percentage (%) of Caseload		
<b>21,295</b>	+2,677 14.4%	<b>Criminal</b>	2,910	14%	3.4% ▲	+95	<b>Criminal</b>	2023 15.1%	2024 13.7%
2024	↑	<b>Traffic</b>	10,835	51%	21.0% ▲	+1,882	<b>Traffic</b>	48.1%	50.9%
2023		<b>Civil</b>	7,260	34%	11.7% ▲	+760	<b>Civil</b>	34.9%	34.1%
		<b>Civil Commitments</b>	290	1%	-17.1% ▼	-60	<b>Civil Commitments</b>	1.9%	1.4%
		<b>GRAND TOTAL</b>	<b>21,295</b>	100%	14.4% ▲	+2,677	<b>GRAND TOTAL</b>	100%	100%

**Dispositions by Division & Code**

Division	Case Type Description	Code	Summary	Change	% Change	Absolute Change
<b>Criminal</b>	Misdemeanor	M	1,748	▲	+6.2%	+102
	Felony	F	797	▼	-0.9%	-7
	Capias	CA	239	▼	-3.6%	-9
	Civil Violation	CV	77	▲	+11.6%	+8
	Show Cause	SC	49	▲	+2.1%	+1
	<b>Total</b>		<b>2,910</b>	<b>▲</b>	<b>3.4%</b>	<b>+95</b>
<b>Traffic</b>	Infraction	I	8,467	▲	+22.9%	+1,578
	Misdemeanor	M	2,292	▲	+15.0%	+299
	Capias	CA	45	▲	+18.4%	+7
	Felony	F	26	▲	+4.0%	+1
	Show Cause	SC	4	▼	-42.9%	-3
	Civil Violation	CV	1	↔		-
	<b>Total</b>		<b>10,835</b>	<b>▲</b>	<b>21.0%</b>	<b>+1,882</b>
<b>Civil</b>	Warrant in Debt	WD	3,721	▲	+25.0%	+744
	Garnishment	GA	1,623	▲	+0.1%	+2
	Unlawful Detainer	UD	930	▼	-5.7%	-56
	Other	OT	192	▲	+64.1%	+75
	Preliminary Protective Order	PP	158	▼	-3.7%	-6
	Admin License	AL	117	▼	-14.0%	-19
	Protective Order	PO	100	▼	-13.0%	-15
	Show Cause	SC	96	▲	+47.7%	+31
	Interrogatory	IN	85	▲	+117.9%	+46
	Detinue	DT	59	▼	-16.9%	-12
	Abstract	AJ	52	▼	-27.8%	-20
	Motion for Judgment	MJ	50	▲	+13.6%	+6
	Impoundment	IM	46	▼	-31.3%	-21
	Bond Forfeiture	BF	10	▲	+233.3%	+7
	Counter Claim	CC	8	▲	+14.3%	+1
	Capias	CA	5	▲	-	+5
	Tenants Assertion	TA	4	▼	-33.3%	-2
	Petition-Restore Arms	PR	3	▼	-25.0%	-1
	Overweight	OC	1	▼	-50.0%	-1
	Cross Claim	CR	0	▼	-100.0%	-1
Restricted Operators License	RL	0	▼	-100.0%	-1	
Third Party Claim	TH	0	▼	-100.0%	-2	
	<b>Total</b>		<b>7,260</b>	<b>▲</b>	<b>11.7%</b>	<b>+760</b>
<b>Civil Commitments</b>	Temporary Detention Order	TD	170	▼	-16.3%	-33
	Emergency Custody Order	EC	73	▼	-16.1%	-14
	Mental Commitment	MC	42	▼	-17.6%	-9
	Other	OT	4	▼	-55.6%	-5
	Medical Emergency Custody Order	ME	1	▲	-	+1
	<b>Total</b>		<b>290</b>	<b>▼</b>	<b>-17.1%</b>	<b>-60</b>
	<b>GRAND TOTAL</b>		<b>21,295</b>	<b>▲</b>	<b>14.4%</b>	<b>+2,677</b>

**Dispositions by Major Case Category\*\***

Category	Summary	Change	% Change	Absolute Change
Felony	823	▲	-0.7%	-6
Garnishment	1,708	▲	+2.9%	+48

\* Compared to same time period as previous year  
10/15/2024 1:33:13PM

\*\* Case Type Categories are defined in the 2017 Virginia Judicial Workload Assessment  
Source: SCV-SQL-Information

**CPSS - GCMS CASELOAD STATISTICS OF THE GENERAL DISTRICT COURTS**

January 2024 thru September 2024 Dispositions (Compared to January 2023 thru September 2023)

General Civil	3,851	▲	+24.3%	+753
Infraction/Civil Violation	8,546	▼	+22.8%	+1,585
Involuntary Civil Commitments	4	▼	-55.6%	-5
Landlord /Tenant	934	▼	-5.8%	-58
Misdemeanor	4,040	▼	+11.0%	+400
Other	1,131	▲	-1.7%	-19
Protective Orders	258	▼	-7.5%	-21
<b>GRAND TOTAL</b>	<b>21,295</b>	<b>▲</b>	<b>14.4%</b>	<b>+2,677</b>

**CPSS - GCMS CASELOAD STATISTICS OF THE GENERAL DISTRICT COURTS**

January 2024 thru September 2024 Dispositions (Compared to January 2023 thru September 2023)

2024 Overall GRAND TOTAL		Distribution of Caseload			Change*		Percentage (%) of Caseload		
<b>22,311</b>	+2,645 13.4%	<b>Criminal</b>	4,469	20%	1.8% ▲	+80	<b>Criminal</b>	2023 22.3%	2024 20.0%
2024		<b>Traffic</b>	10,771	48%	13.9% ▲	+1,315	<b>Traffic</b>	48.1%	48.3%
2023		<b>Civil</b>	6,867	31%	21.2% ▲	+1,200	<b>Civil</b>	28.8%	30.8%
		<b>Civil Commitments</b>	204	1%	32.5% ▲	+50	<b>Civil Commitments</b>	0.8%	0.9%
		<b>GRAND TOTAL</b>	<b>22,311</b>	100%	13.4% ▲	+2,645	<b>GRAND TOTAL</b>	100%	100%

**Dispositions by Division & Code**

Division	Case Type Description	Code	Summary	Change	% Change	Absolute Change
<b>Criminal</b>	Misdemeanor	M	2,382	▲	+3.4%	+78
	Felony	F	1,256	▼	-10.9%	-154
	Capias	CA	592	▲	+25.7%	+121
	Show Cause	SC	132	▲	+29.4%	+30
	Civil Violation	CV	107	▲	+4.9%	+5
	<b>Total</b>			<b>4,469</b>	<b>▲</b>	<b>1.8%</b>
<b>Traffic</b>	Infraction	I	8,094	▲	+14.9%	+1,049
	Misdemeanor	M	2,500	▲	+13.6%	+300
	Felony	F	77	▼	-16.3%	-15
	Capias	CA	71	▼	-12.3%	-10
	Civil Violation	CV	22	▼	-21.4%	-6
	Show Cause	SC	7	▼	-30.0%	-3
	<b>Total</b>			<b>10,771</b>	<b>▲</b>	<b>13.9%</b>
<b>Civil</b>	Warrant in Debt	WD	2,925	▲	+34.9%	+756
	Garnishment	GA	1,675	▲	+22.8%	+311
	Unlawful Detainer	UD	1,014	▲	+12.5%	+113
	Admin License	AL	237	▼	-1.7%	-4
	Impoundment	IM	217	▲	+12.4%	+24
	Other	OT	184	▼	-9.4%	-19
	Show Cause	SC	166	▼	-12.2%	-23
	Preliminary Protective Order	PP	128	▲	+23.1%	+24
	Abstract	AJ	66	▼	-29.8%	-28
	Bond Forfeiture	BF	65	▲	+85.7%	+30
	Interrogatory	IN	59	▼	-39.8%	-39
	Motion for Judgment	MJ	55	▲	+175.0%	+35
	Protective Order	PO	36	▲	+20.0%	+6
	Tenants Assertion	TA	13	▲	+116.7%	+7
	Detinue	DT	9	▼	-25.0%	-3
	Zoning Violation	ZO	5	▲	-	+5
	Capias	CA	4	▼	-20.0%	-1
	Counter Claim	CC	3	↔	-	-
	Overweight	OC	2	▲	-	+2
	Restricted Operators License	RL	2	▲	-	+2
	Attachment	AT	1	▲	-	+1
Petition-Restore Arms	PR	1	▲	-	+1	
<b>Total</b>			<b>6,867</b>	<b>▲</b>	<b>21.2%</b>	<b>+1,200</b>
<b>Civil Commitments</b>	Temporary Detention Order	TD	128	▲	+66.2%	+51
	Emergency Custody Order	EC	75	▼	-1.3%	-1
	Mental Commitment	MC	1	▲	-	+1
	Medical Emergency Temporary Detention Order	MT	0	▼	-100.0%	-1
<b>Total</b>			<b>204</b>	<b>▲</b>	<b>32.5%</b>	<b>+50</b>
<b>GRAND TOTAL</b>			<b>22,311</b>	<b>▲</b>	<b>13.4%</b>	<b>+2,645</b>

**Dispositions by Major Case Category\*\***

Category	Summary	Change	% Change	Absolute Change
Felony	1,333	▼	-11.3%	-169
Garnishment	1,734	▼	+18.6%	+272
General Civil	3,037	▲	+35.2%	+791

\* Compared to same time period as previous year  
10/15/2024 1:33:13PM

\*\* Case Type Categories are defined in the 2017 Virginia Judicial Workload Assessment  
Source: SCV-SQL-Information

**CPSS - GCMS CASELOAD STATISTICS OF THE GENERAL DISTRICT COURTS**

**Stafford**




January 2024 thru September 2024 Dispositions (Compared to January 2023 thru September 2023)

District: 15 FIPS: 179

Infraction/Civil Violation	8,225	▲	+14.6%	+1,050
Landlord /Tenant	1,027	▲	+13.2%	+120
Misdemeanor	4,889	▲	+8.5%	+385
Other	1,902	▲	+9.6%	+166
Protective Orders	164	▲	+22.4%	+30
<b>GRAND TOTAL</b>	<b>22,311</b>	▲	13.4%	+2,645

\* Compared to same time period as previous year  
10/15/2024 1:33:13PM

\*\* Case Type Categories are defined in the 2017 Virginia Judicial Workload Assessment  
Source: SCV-SQL-Information

2024 Overall GRAND TOTAL		Distribution of Caseload			Change*		Percentage (%) of Caseload		
<b>3,713</b>	-307 -7.6%	<b>Criminal</b>	397	11%	-10.4% ▼	-46	<b>Criminal</b>	2023 11.0%	2024 10.7%
2024 		<b>Traffic</b>	2,495	67%	-15.8% ▼	-469	<b>Traffic</b>	73.7%	67.2%
2023 		<b>Civil</b>	783	21%	33.6% ▲	+197	<b>Civil</b>	14.6%	21.1%
		<b>Civil Commitments</b>	38	1%	40.7% ▲	+11	<b>Civil Commitments</b>	0.7%	1.0%
		<b>GRAND TOTAL</b>	<b>3,713</b>	100%	-7.6% ▼	-307	<b>GRAND TOTAL</b>	100%	100%

**Dispositions by Division & Code**

Division	Case Type Description	Code	Summary	Change	% Change	Absolute Change
<b>Criminal</b>	Misdemeanor	M	267	▼	-14.4%	-45
	Felony	F	94	↔		-
	Capias	CA	22	▲	+22.2%	+4
	Show Cause	SC	8	▲	+14.3%	+1
	Civil Violation	CV	6	▼	-50.0%	-6
	<b>Total</b>			<b>397</b>	▼	<b>-10.4%</b>
<b>Traffic</b>	Infraction	I	2,022	▼	-20.3%	-516
	Misdemeanor	M	413	▲	+11.9%	+44
	Capias	CA	26	▼	-10.3%	-3
	Show Cause	SC	16	↔		-
	Felony	F	13	▲	+116.7%	+7
	Civil Violation	CV	5	▼	-16.7%	-1
	<b>Total</b>			<b>2,495</b>	▼	<b>-15.8%</b>
<b>Civil</b>	Warrant in Debt	WD	406	▲	+77.3%	+177
	Garnishment	GA	136	▼	-16.0%	-26
	Unlawful Detainer	UD	86	▲	+22.9%	+16
	Other	OT	45	▲	+60.7%	+17
	Impoundment	IM	40	▼	-14.9%	-7
	Admin License	AL	36	▲	+38.5%	+10
	Protective Order	PO	17	▲	+54.5%	+6
	Interrogatory	IN	5	▲	-	+5
	Preliminary Protective Order	PP	4	▲	+33.3%	+1
	Show Cause	SC	3	▲	-	+3
	Detinue	DT	2	↔		-
	Abstract	AJ	1	▼	-83.3%	-5
	Motion for Judgment	MJ	1	▼	-50.0%	-1
	Tenants Assertion	TA	1	▲	-	+1
	<b>Total</b>			<b>783</b>	▲	<b>33.6%</b>
<b>Civil Commitments</b>	Temporary Detention Order	TD	34	▲	+41.7%	+10
	Emergency Custody Order	EC	4	▲	+33.3%	+1
	<b>Total</b>			<b>38</b>	▲	<b>40.7%</b>
<b>GRAND TOTAL</b>			<b>3,713</b>	▼	<b>-7.6%</b>	<b>-307</b>

**Dispositions by Major Case Category\*\***

Category	Summary	Change	% Change	Absolute Change
Felony	107	▲	+7.0%	+7
Garnishment	141	▲	-13.0%	-21
General Civil	417	▲	+74.5%	+178
Infraction/Civil Violation	2,033	▼	-20.5%	-523
Landlord /Tenant	87	▲	+24.3%	+17
Misdemeanor	680	▼	-0.1%	-1
Other	227	▲	+14.6%	+29
Protective Orders	21	▲	+50.0%	+7
<b>GRAND TOTAL</b>	<b>3,713</b>	▼	<b>-7.6%</b>	<b>-307</b>

\* Compared to same time period as previous year  
 10/15/2024 1:33:13PM

\*\* Case Type Categories are defined in the 2017 Virginia Judicial Workload Assessment  
 Source: SCV-SQL-Information

**CPSS - GCMS CASELOAD STATISTICS OF THE GENERAL DISTRICT COURTS**

January 2024 thru September 2024 Dispositions (Compared to January 2023 thru September 2023)

2024 Overall GRAND TOTAL		Distribution of Caseload			Change*		Percentage (%) of Caseload		
<b>13,519</b>	-1,403 -9.4%	<b>Criminal</b>	1,835	14%	4.1% ▲	+73	<b>Criminal</b>	2023 11.8%	2024 13.6%
2024		<b>Traffic</b>	6,913	51%	-19.7% ▼	-1,691	<b>Traffic</b>	57.7%	51.1%
2023		<b>Civil</b>	4,592	34%	5.2% ▲	+229	<b>Civil</b>	29.2%	34.0%
		<b>Civil Commitments</b>	179	1%	-7.3% ▼	-14	<b>Civil Commitments</b>	1.3%	1.3%
		<b>GRAND TOTAL</b>	<b>13,519</b>	100%	-9.4% ▼	-1,403	<b>GRAND TOTAL</b>	100%	100%

**Dispositions by Division & Code**

Division	Case Type Description	Code	Summary	Change	% Change	Absolute Change
<b>Criminal</b>	Misdemeanor	M	1,027	▲	+2.9%	+29
	Felony	F	338	▼	-13.6%	-53
	Capias	CA	207	▲	+13.1%	+24
	Show Cause	SC	176	▲	+12.8%	+20
	Civil Violation	CV	87	▲	+155.9%	+53
	<b>Total</b>			<b>1,835</b>	▲	<b>4.1%</b>
<b>Traffic</b>	Infraction	I	5,504	▼	-21.3%	-1,493
	Misdemeanor	M	1,280	▼	-14.7%	-220
	Capias	CA	56	▲	+7.7%	+4
	Show Cause	SC	44	▲	+57.1%	+16
	Felony	F	25	▼	-3.8%	-1
	Civil Violation	CV	4	▲	+300.0%	+3
<b>Total</b>			<b>6,913</b>	▼	<b>-19.7%</b>	<b>-1,691</b>
<b>Civil</b>	Warrant in Debt	WD	1,712	▲	+19.0%	+273
	Garnishment	GA	1,175	▲	+29.5%	+268
	Unlawful Detainer	UD	912	▼	-12.0%	-124
	Other	OT	210	▼	-3.7%	-8
	Detinue	DT	140	▼	-34.9%	-75
	Protective Order	PO	103	▲	+13.2%	+12
	Preliminary Protective Order	PP	97	▼	-21.1%	-26
	Admin License	AL	59	▲	+1.7%	+1
	Interrogatory	IN	56	▼	-45.1%	-46
	Abstract	AJ	48	▲	+84.6%	+22
	Show Cause	SC	31	▼	-55.7%	-39
	Impoundment	IM	16	▼	-44.8%	-13
	Motion for Judgment	MJ	9	▼	-40.0%	-6
	Zoning Violation	ZO	8	▲	+60.0%	+3
	Counter Claim	CC	6	▼	-66.7%	-12
	Tenants Assertion	TA	3	▼	-62.5%	-5
	Bond Forfeiture	BF	2	▲	-	+2
	Overweight	OC	2	▲	-	+2
	Distress Seizure	DS	1	▲	-	+1
	Petition to Require Blood Test	BT	1	▲	-	+1
	Petition-Restore Arms	PR	1	↔	-	-
Capias	CA	0	▼	-100.0%	-2	
<b>Total</b>			<b>4,592</b>	▲	<b>5.2%</b>	<b>+229</b>
<b>Civil Commitments</b>	Temporary Detention Order	TD	112	▼	-16.4%	-22
	Emergency Custody Order	EC	65	▲	+12.1%	+7
	Mental Commitment	MC	2	▲	-	+2
	Petition	PT	0	▼	-100.0%	-1
<b>Total</b>			<b>179</b>	▼	<b>-7.3%</b>	<b>-14</b>
<b>GRAND TOTAL</b>			<b>13,519</b>	▼	<b>-9.4%</b>	<b>-1,403</b>

**Dispositions by Major Case Category\*\***

Category	Summary	Change	% Change	Absolute Change
Felony	363	▼	-12.9%	-54
Garnishment	1,231	▼	+22.0%	+222
General Civil	1,935	▲	+11.5%	+199

\* Compared to same time period as previous year

\*\* Case Type Categories are defined in the 2017 Virginia Judicial Workload Assessment

**CPSS - GCMS CASELOAD STATISTICS OF THE GENERAL DISTRICT COURTS**

January 2024 thru September 2024 Dispositions (Compared to January 2023 thru September 2023)

Infraction/Civil Violation	5,597	▲	-20.4%	-1,435
Involuntary Civil Commitments	0	▼	-100.0%	-1
Landlord /Tenant	915	▼	-12.4%	-129
Misdemeanor	2,315	▲	-7.5%	-188
Other	963	▲	-0.3%	-3
Protective Orders	200	▼	-6.5%	-14
<b>GRAND TOTAL</b>	<b>13,519</b>	▼	-9.4%	-1,403

\* Compared to same time period as previous year  
10/15/2024 1:33:13PM

\*\* Case Type Categories are defined in the 2017 Virginia Judicial Workload Assessment  
Source: SCV-SQL-Information



2024 Overall GRAND TOTAL		Distribution of Caseload			Change*		Percentage (%) of Caseload		
<b>5,768</b>	-516 -8.2%	<b>Criminal</b>	1,343	23%	0.6% ▲	+8	<b>Criminal</b>	2023 21.2%	2024 23.3%
2024		<b>Traffic</b>	1,939	34%	-25.5% ▼	-665	<b>Traffic</b>	41.4%	33.6%
2023		<b>Civil</b>	1,871	32%	8.5% ▲	+147	<b>Civil</b>	27.4%	32.4%
		<b>Civil Commitments</b>	615	11%	-1.0% ▼	-6	<b>Civil Commitments</b>	9.9%	10.7%
		<b>GRAND TOTAL</b>	<b>5,768</b>	100%	-8.2% ▼	-516	<b>GRAND TOTAL</b>	100%	100%

Dispositions by Division & Code

Division	Case Type Description	Code	Summary	Change	% Change	Absolute Change
<b>Criminal</b>	Misdemeanor	M	791	▲	+6.9%	+51
	Felony	F	226	▼	-23.1%	-68
	Capias	CA	176	▲	+1.1%	+2
	Show Cause	SC	129	▲	+30.3%	+30
	Civil Violation	CV	21	▼	-25.0%	-7
	<b>Total</b>			<b>1,343</b>	<b>▲</b>	<b>0.6%</b>
<b>Traffic</b>	Infraction	I	1,583	▼	-24.7%	-520
	Misdemeanor	M	309	▼	-32.2%	-147
	Capias	CA	23	▼	-14.8%	-4
	Show Cause	SC	22	▲	+37.5%	+6
	Felony	F	2	▲	-	+2
	Civil Violation	CV	0	▼	-100.0%	-1
	Other	O	0	▼	-100.0%	-1
	<b>Total</b>			<b>1,939</b>	<b>▼</b>	<b>-25.5%</b>
<b>Civil</b>	Warrant in Debt	WD	812	▲	+33.3%	+203
	Garnishment	GA	364	▼	-5.5%	-21
	Unlawful Detainer	UD	268	▲	+9.4%	+23
	Other	OT	182	▼	+5.8%	+10
	Protective Order	PO	71	▼	-6.6%	-5
	Preliminary Protective Order	PP	68	▼	-16.0%	-13
	Admin License	AL	36	▼	-30.8%	-16
	Interrogatory	IN	18	▼	-18.2%	-4
	Abstract	AJ	16	▲	+1,500.0%	+15
	Motion for Judgment	MJ	12	▼	-29.4%	-5
	Show Cause	SC	8	▼	-61.9%	-13
	Impoundment	IM	7	▼	-46.2%	-6
	Detinue	DT	5	▼	-66.7%	-10
	Tenants Assertion	TA	4	▼	-55.6%	-5
	Bond Forfeiture	BF	0	▼	-100.0%	-1
	Counter Claim	CC	0	▼	-100.0%	-3
	Petition-Restore Arms	PR	0	▼	-100.0%	-1
	Zoning Violation	ZO	0	▼	-100.0%	-1
<b>Total</b>			<b>1,871</b>	<b>▲</b>	<b>8.5%</b>	<b>+147</b>
<b>Civil Commitments</b>	Mental Commitment	MC	261	▲	+35.2%	+68
	Temporary Detention Order	TD	148	▼	-26.0%	-52
	Emergency Custody Order	EC	123	▼	-15.2%	-22
	Other	OT	80	▼	-1.2%	-1
	Medical Emergency Temporary Detention Order	MT	3	▲	+200.0%	+2
	Medical Emergency Custody Order	ME	0	▼	-100.0%	-1
<b>Total</b>			<b>615</b>	<b>▼</b>	<b>-1.0%</b>	<b>-6</b>
<b>GRAND TOTAL</b>			<b>5,768</b>	<b>▼</b>	<b>-8.2%</b>	<b>-516</b>

Dispositions by Major Case Category\*\*

Category	Summary	Change	% Change	Absolute Change
Felony	228	▲	-22.4%	-66
Garnishment	382	▼	-6.1%	-25
General Civil	873	▼	+25.8%	+179
Infraction/Civil Violation	1,604	▼	-24.8%	-529

\* Compared to same time period as previous year

\*\* Case Type Categories are defined in the 2017 Virginia Judicial Workload Assessment

**CPSS - GCMS CASELOAD STATISTICS OF THE GENERAL DISTRICT COURTS**

January 2024 thru September 2024 Dispositions (Compared to January 2023 thru September 2023)

Involuntary Civil Commitments	80	▼	-1.2%	-1
Landlord /Tenant	272	▼	+7.1%	+18
Misdemeanor	1,100	▼	-8.1%	-97
Other	1,090	▲	+2.2%	+23
Protective Orders	139	▼	-11.5%	-18
<b>GRAND TOTAL</b>	<b>5,768</b>	▼	-8.2%	-516

\* Compared to same time period as previous year  
10/15/2024 1:33:13PM

\*\* Case Type Categories are defined in the 2017 Virginia Judicial Workload Assessment  
Source: SCV-SQL-Information

2024 Overall GRAND TOTAL		Distribution of Caseload			Change*		Percentage (%) of Caseload			
<b>9,863</b>	+795 8.8%	<b>Criminal</b>	1,311	13%	-13.4%	▼	-202	<b>Criminal</b>	2023: 16.7%	2024: 13.3%
2024	↑	<b>Traffic</b>	6,067	62%	8.8%	▲	+490	<b>Traffic</b>	61.5%	61.5%
2023		<b>Civil</b>	2,424	25%	28.1%	▲	+531	<b>Civil</b>	20.9%	24.6%
		<b>Civil Commitments</b>	61	1%	-28.2%	▼	-24	<b>Civil Commitments</b>	0.9%	0.6%
		<b>GRAND TOTAL</b>	<b>9,863</b>	100%	8.8%	▲	+795	<b>GRAND TOTAL</b>	100%	100%

Dispositions by Division & Code

Division	Case Type Description	Code	Summary	Change	% Change	Absolute Change
<b>Criminal</b>	Misdemeanor	M	691	▼	-2.4%	-17
	Felony	F	329	▼	-30.9%	-147
	Show Cause	SC	139	↔		-
	Capias	CA	125	▼	-13.8%	-20
	Civil Violation	CV	27	▼	-40.0%	-18
	<b>Total</b>			<b>1,311</b>	▼	<b>-13.4%</b>
<b>Traffic</b>	Infraction	I	3,915	▲	+9.5%	+341
	Misdemeanor	M	1,696	▲	+5.6%	+90
	Show Cause	SC	214	▲	+13.2%	+25
	Capias	CA	169	▲	+15.8%	+23
	Felony	F	45	▲	+36.4%	+12
	Civil Violation	CV	25	▲	+8.7%	+2
	Restricted Operators License	RL	3	▼	-50.0%	-3
	<b>Total</b>			<b>6,067</b>	▲	<b>8.8%</b>
<b>Civil</b>	Warrant in Debt	WD	1,145	▲	+59.9%	+429
	Garnishment	GA	628	▲	+10.6%	+60
	Unlawful Detainer	UD	259	▲	+10.2%	+24
	Other	OT	75	▲	+53.1%	+26
	Admin License	AL	52	▲	+2.0%	+1
	Impoundment	IM	49	▲	+11.4%	+5
	Preliminary Protective Order	PP	48	▲	+37.1%	+13
	Protective Order	PO	37	▲	+32.1%	+9
	Detinue	DT	35	▼	-40.7%	-24
	Show Cause	SC	28	↔		-
	Interrogatory	IN	19	▼	-32.1%	-9
	Abstract	AJ	17	▼	-26.1%	-6
	Bond Forfeiture	BF	17	▲	+6.3%	+1
	Motion for Judgment	MJ	5	▼	-16.7%	-1
	Overweight	OC	5	▲	-	+5
	Petition-Restore Arms	PR	2	▲	+100.0%	+1
	Capias	CA	1	▼	-66.7%	-2
	Restricted Operators License	RL	1	▲	-	+1
	Zoning Violation	ZO	1	▲	-	+1
	Counter Claim	CC	0	▼	-100.0%	-2
	Petition to Require Blood Test	BT	0	▼	-100.0%	-1
<b>Total</b>			<b>2,424</b>	▲	<b>28.1%</b>	<b>+531</b>
<b>Civil Commitments</b>	Temporary Detention Order	TD	46	▼	-31.3%	-21
	Emergency Custody Order	EC	15	▼	-11.8%	-2
	Medical Emergency Temporary Detention Order	MT	0	▼	-100.0%	-1
<b>Total</b>			<b>61</b>	▼	<b>-28.2%</b>	<b>-24</b>
<b>GRAND TOTAL</b>			<b>9,863</b>	▲	8.8%	+795

Dispositions by Major Case Category\*\*

Category	Summary	Change	% Change	Absolute Change
Felony	374	▲	-26.5%	-135
Garnishment	647	▼	+8.6%	+51
General Civil	1,204	▲	+51.6%	+410
Infraction/Civil Violation	3,972	▲	+9.1%	+330

\* Compared to same time period as previous year

\*\* Case Type Categories are defined in the 2017 Virginia Judicial Workload Assessment

**CPSS - GCMS CASELOAD STATISTICS OF THE GENERAL DISTRICT COURTS**

January 2024 thru September 2024 Dispositions (Compared to January 2023 thru September 2023)

Landlord /Tenant	259	▲	+10.2%	+24
Misdemeanor	2,392	▲	+3.1%	+72
Other	930	▼	+2.3%	+21
Protective Orders	85	▲	+34.9%	+22
<b>GRAND TOTAL</b>	<b>9,863</b>	▲	8.8%	+795

\* Compared to same time period as previous year  
10/15/2024 1:33:13PM

\*\* Case Type Categories are defined in the 2017 Virginia Judicial Workload Assessment  
Source: SCV-SQL-Information

**CPSS - GCMS CASELOAD STATISTICS OF THE GENERAL DISTRICT COURTS**

January 2024 thru September 2024 Dispositions (Compared to January 2023 thru September 2023)

2024 Overall GRAND TOTAL		Distribution of Caseload			Change*		Percentage (%) of Caseload		
<b>3,097</b>	-657 -17.5%	<b>Criminal</b>	354	11%	3.8% ▲	+13	<b>Criminal</b>	2023 9.1%	2024 11.4%
2024		<b>Traffic</b>	1,982	64%	-27.5% ▼	-753	<b>Traffic</b>	72.9%	64.0%
2023		<b>Civil</b>	723	23%	16.2% ▲	+101	<b>Civil</b>	16.6%	23.3%
		<b>Civil Commitments</b>	38	1%	-32.1% ▼	-18	<b>Civil Commitments</b>	1.5%	1.2%
		<b>GRAND TOTAL</b>	<b>3,097</b>	100%	-17.5% ▼	-657	<b>GRAND TOTAL</b>	100%	100%

**Dispositions by Division & Code**

Division	Case Type Description	Code	Summary	Change	% Change	Absolute Change
<b>Criminal</b>	Misdemeanor	M	199	▲	+18.5%	+31
	Felony	F	77	▲	+18.5%	+12
	Show Cause	SC	41	▼	-18.0%	-9
	Capias	CA	22	▼	-33.3%	-11
	Civil Violation	CV	15	▼	-40.0%	-10
	<b>Total</b>			<b>354</b>	<b>▲</b>	<b>3.8%</b>
<b>Traffic</b>	Infraction	I	1,530	▼	-34.4%	-804
	Misdemeanor	M	341	▲	+5.2%	+17
	Show Cause	SC	73	▲	+40.4%	+21
	Capias	CA	35	▲	+66.7%	+14
	Felony	F	3	▼	-25.0%	-1
	<b>Total</b>			<b>1,982</b>	<b>▼</b>	<b>-27.5%</b>
<b>Civil</b>	Warrant in Debt	WD	399	▲	+54.1%	+140
	Garnishment	GA	170	▲	+3.0%	+5
	Impoundment	IM	37	▼	-56.5%	-48
	Preliminary Protective Order	PP	25	▲	+150.0%	+15
	Other	OT	24	↔	-	-
	Unlawful Detainer	UD	17	▼	-45.2%	-14
	Interrogatory	IN	11	▼	-15.4%	-2
	Show Cause	SC	11	▲	+120.0%	+6
	Admin License	AL	10	▼	-28.6%	-4
	Protective Order	PO	10	↔	-	-
	Detinue	DT	5	▲	+25.0%	+1
	Motion for Judgment	MJ	2	▲	-	+2
	Abstract	AJ	1	▲	-	+1
	Petition-Restore Arms	PR	1	▲	-	+1
	Overweight	OC	0	▼	-100.0%	-1
	Tenants Assertion	TA	0	▼	-100.0%	-1
	<b>Total</b>			<b>723</b>	<b>▲</b>	<b>16.2%</b>
<b>Civil Commitments</b>	Temporary Detention Order	TD	17	▼	-48.5%	-16
	Mental Commitment	MC	13	↔	-	-
	Emergency Custody Order	EC	8	▼	-20.0%	-2
	<b>Total</b>			<b>38</b>	<b>▼</b>	<b>-32.1%</b>
<b>GRAND TOTAL</b>			<b>3,097</b>	<b>▼</b>	<b>-17.5%</b>	<b>-657</b>

**Dispositions by Major Case Category\*\***

Category	Summary	Change	% Change	Absolute Change
Felony	80	▼	+15.9%	+11
Garnishment	181	▼	+1.7%	+3
General Civil	412	▲	+50.9%	+139
Infraction/Civil Violation	1,545	▼	-34.5%	-815
Landlord /Tenant	17	▼	-46.9%	-15
Misdemeanor	540	▲	+9.8%	+48
Other	287	▲	-13.0%	-43
Protective Orders	35	▲	+75.0%	+15
<b>GRAND TOTAL</b>	<b>3,097</b>	<b>▼</b>	<b>-17.5%</b>	<b>-657</b>

\* Compared to same time period as previous year  
10/15/2024 1:33:13PM

\*\* Case Type Categories are defined in the 2017 Virginia Judicial Workload Assessment  
Source: SCV-SQL-Information



**CPSS - GCMS CASELOAD STATISTICS OF THE GENERAL DISTRICT COURTS**

January 2024 thru September 2024 Dispositions (Compared to January 2023 thru September 2023)

2024 Overall GRAND TOTAL		Distribution of Caseload			Change*		Percentage (%) of Caseload		
<b>5,238</b>	+46 0.9%	<b>Criminal</b>	351	7%	9.3% ▲	+30	<b>Criminal</b>	2023 6.2%	2024 6.7%
2024	↑	<b>Traffic</b>	4,245	81%	-3.5% ▼	-152	<b>Traffic</b>	84.7%	81.0%
2023		<b>Civil</b>	634	12%	34.0% ▲	+161	<b>Civil</b>	9.1%	12.1%
		<b>Civil Commitments</b>	8	0%	700.0% ▲	+7	<b>Civil Commitments</b>	0.0%	0.2%
		<b>GRAND TOTAL</b>	<b>5,238</b>	100%	0.9% ▲	+46	<b>GRAND TOTAL</b>	100%	100%

**Dispositions by Division & Code**

Division	Case Type Description	Code	Summary	Change	% Change	Absolute Change
<b>Criminal</b>	Misdemeanor	M	241	▲	+11.6%	+25
	Felony	F	59	▲	+15.7%	+8
	Civil Violation	CV	27	▲	+8.0%	+2
	Show Cause	SC	15	▲	+66.7%	+6
	Capias	CA	9	▼	-55.0%	-11
	<b>Total</b>			<b>351</b>	<b>▲</b>	<b>9.3%</b>
<b>Traffic</b>	Infraction	I	3,414	▼	-1.8%	-64
	Misdemeanor	M	818	▼	-9.2%	-83
	Capias	CA	4	▼	-20.0%	-1
	Show Cause	SC	4	▼	-50.0%	-4
	Civil Violation	CV	2	▲	-	+2
	Felony	F	2	▼	-60.0%	-3
	Other	O	1	▲	-	+1
	<b>Total</b>			<b>4,245</b>	<b>▼</b>	<b>-3.5%</b>
<b>Civil</b>	Warrant in Debt	WD	323	▲	+79.4%	+143
	Garnishment	GA	118	▲	+3.5%	+4
	Admin License	AL	54	▼	-1.8%	-1
	Unlawful Detainer	UD	50	▲	+31.6%	+12
	Other	OT	24	▼	-17.2%	-5
	Impoundment	IM	14	▲	+55.6%	+5
	Preliminary Protective Order	PP	12	▼	-14.3%	-2
	Overweight	OC	9	▲	+80.0%	+4
	Motion for Judgment	MJ	8	▲	+14.3%	+1
	Protective Order	PO	7	▲	+40.0%	+2
	Show Cause	SC	6	↔	-	-
	Detinue	DT	4	▲	+33.3%	+1
	Interrogatory	IN	3	▼	-40.0%	-2
	Abstract	AJ	1	▲	-	+1
	Tenants Assertion	TA	1	▲	-	+1
	Counter Claim	CC	0	▼	-100.0%	-2
Third Party Claim	TH	0	▼	-100.0%	-1	
<b>Total</b>			<b>634</b>	<b>▲</b>	<b>34.0%</b>	<b>+161</b>
<b>Civil Commitments</b>	Emergency Custody Order	EC	5	▲	+400.0%	+4
	Temporary Detention Order	TD	3	▲	-	+3
	<b>Total</b>		<b>8</b>	<b>▲</b>	<b>700.0%</b>	<b>+7</b>
<b>GRAND TOTAL</b>			<b>5,238</b>	<b>▲</b>	<b>0.9%</b>	<b>+46</b>

**Dispositions by Major Case Category\*\***

Category	Summary	Change	% Change	Absolute Change
Felony	61	▼	+8.9%	+5
Garnishment	121	▼	+1.7%	+2
General Civil	341	▲	+74.0%	+145
Infraction/Civil Violation	3,453	▲	-1.6%	-55
Landlord /Tenant	51	▲	+34.2%	+13
Misdemeanor	1,059	▲	-5.2%	-58
Other	133	▲	-4.3%	-6
Protective Orders	19	▲	-	0

\* Compared to same time period as previous year

\*\* Case Type Categories are defined in the 2017 Virginia Judicial Workload Assessment

**CPSS - GCMS CASELOAD STATISTICS OF THE GENERAL DISTRICT COURTS**

January 2024 thru September 2024 Dispositions (Compared to January 2023 thru September 2023)

*GRAND TOTAL*

**5,238**

▲

0.9%

+46

\* Compared to same time period as previous year  
10/15/2024 1:33:13PM

\*\* Case Type Categories are defined in the 2017 Virginia Judicial Workload Assessment  
Source: SCV-SQL-Information



# CPSS - GCMS CASELOAD STATISTICS OF THE GENERAL DISTRICT COURTS

January 2024 thru September 2024 Dispositions (Compared to January 2023 thru September 2023)

2024 Overall GRAND TOTAL		Distribution of Caseload			Change*		Percentage (%) of Caseload		
<b>5,159</b>	+1,656 47.3%	<b>Criminal</b>	456	9%	2.0% ▲	+9	<b>Criminal</b>	2023 12.8%	2024 8.8%
2024	↑	<b>Traffic</b>	3,939	76%	61.4% ▲	+1,499	<b>Traffic</b>	69.7%	76.4%
2023		<b>Civil</b>	725	14%	24.4% ▲	+142	<b>Civil</b>	16.6%	14.1%
		<b>Civil Commitments</b>	39	1%	18.2% ▲	+6	<b>Civil Commitments</b>	0.9%	0.8%
		<b>GRAND TOTAL</b>	<b>5,159</b>	100%	47.3% ▲	+1,656	<b>GRAND TOTAL</b>	100%	100%

## Dispositions by Division & Code

Division	Case Type Description	Code	Summary	Change	% Change	Absolute Change
<b>Criminal</b>	Misdemeanor	M	288	▲	+7.5%	+20
	Felony	F	82	▼	-1.2%	-1
	Civil Violation	CV	32	▼	-5.9%	-2
	Capias	CA	30	▼	-14.3%	-5
	Show Cause	SC	22	▼	-8.3%	-2
	Restricted Operators License	RL	2	▼	-33.3%	-1
	<b>Total</b>			<b>456</b>	<b>▲</b>	<b>2.0%</b>
<b>Traffic</b>	Infraction	I	3,493	▲	+67.0%	+1,401
	Misdemeanor	M	432	▲	+33.3%	+108
	Felony	F	6	▲	+20.0%	+1
	Capias	CA	4	▼	-55.6%	-5
	Show Cause	SC	2	▼	-60.0%	-3
	Civil Violation	CV	1	▼	-75.0%	-3
	Restricted Operators License	RL	1	↔		-
<b>Total</b>			<b>3,939</b>	<b>▲</b>	<b>61.4%</b>	<b>+1,499</b>
<b>Civil</b>	Warrant in Debt	WD	284	▲	+53.5%	+99
	Garnishment	GA	189	▲	+11.2%	+19
	Unlawful Detainer	UD	66	▼	-4.3%	-3
	Other	OT	35	▲	+52.2%	+12
	Preliminary Protective Order	PP	34	▲	+61.9%	+13
	Admin License	AL	33	▼	-26.7%	-12
	Protective Order	PO	27	▲	+42.1%	+8
	Impoundment	IM	16	▲	+100.0%	+8
	Show Cause	SC	14	▼	-6.7%	-1
	Abstract	AJ	10	▲	+11.1%	+1
	Interrogatory	IN	7	▲	+16.7%	+1
	Tenants Assertion	TA	5	▲	+150.0%	+3
	Motion for Judgment	MJ	3	▼	-40.0%	-2
	Detinue	DT	1	▲	-	+1
	Zoning Violation	ZO	1	▼	-50.0%	-1
	Counter Claim	CC	0	▼	-100.0%	-1
	Overweight	OC	0	▼	-100.0%	-1
Petition-Restore Arms	PR	0	▼	-100.0%	-2	
<b>Total</b>			<b>725</b>	<b>▲</b>	<b>24.4%</b>	<b>+142</b>
<b>Civil Commitments</b>	Temporary Detention Order	TD	26	▼	-3.7%	-1
	Emergency Custody Order	EC	13	▲	+116.7%	+7
<b>Total</b>			<b>39</b>	<b>▲</b>	<b>18.2%</b>	<b>+6</b>
<b>GRAND TOTAL</b>			<b>5,159</b>	<b>▲</b>	<b>47.3%</b>	<b>+1,656</b>

## Dispositions by Major Case Category\*\*

Category	Summary	Change	% Change	Absolute Change
Felony	88	▲		0
Garnishment	196	▲	+11.4%	+20
General Civil	296	▲	+51.8%	+101
Infraction/Civil Violation	3,526	▼	+65.5%	+1,395
Landlord /Tenant	71	▲		0
Misdemeanor	724	▼	+21.1%	+126
Other	197	▼	-3.4%	-7

\* Compared to same time period as previous year

\*\* Case Type Categories are defined in the 2017 Virginia Judicial Workload Assessment

**CPSS - GCMS CASELOAD STATISTICS OF THE GENERAL DISTRICT COURTS**

**Greene**

January 2024 thru September 2024 Dispositions (Compared to January 2023 thru September 2023)

District: 16 FIPS: 079

---

Protective Orders	61	▲	+52.5%	+21
<b>GRAND TOTAL</b>	<b>5,159</b>	▲	47.3%	+1,656

---

\* Compared to same time period as previous year  
10/15/2024 1:33:13PM

\*\* Case Type Categories are defined in the 2017 Virginia Judicial Workload Assessment  
Source: SCV-SQL-Information

**CPSS - GCMS CASELOAD STATISTICS OF THE GENERAL DISTRICT COURTS**

January 2024 thru September 2024 Dispositions (Compared to January 2023 thru September 2023)

2024 Overall GRAND TOTAL		Distribution of Caseload			Change*		Percentage (%) of Caseload		
<b>5,806</b>	+838 16.9%	<b>Criminal</b>	948	16%	19.7% ▲	+156	<b>Criminal</b>	2023 15.9%	2024 16.3%
2024	↑	<b>Traffic</b>	3,197	55%	9.5% ▲	+278	<b>Traffic</b>	58.8%	55.1%
2023		<b>Civil</b>	1,594	27%	32.9% ▲	+395	<b>Civil</b>	24.1%	27.5%
		<b>Civil Commitments</b>	67	1%	15.5% ▲	+9	<b>Civil Commitments</b>	1.2%	1.2%
		<b>GRAND TOTAL</b>	<b>5,806</b>	100%	16.9% ▲	+838	<b>GRAND TOTAL</b>	100%	100%

**Dispositions by Division & Code**

Division	Case Type Description	Code	Summary	Change	% Change	Absolute Change
<b>Criminal</b>	Misdemeanor	M	547	▲	+39.9%	+156
	Felony	F	231	▼	-10.5%	-27
	Capias	CA	75	▲	+19.0%	+12
	Civil Violation	CV	49	▲	+58.1%	+18
	Show Cause	SC	46	▼	-6.1%	-3
	<b>Total</b>			<b>948</b>	<b>▲</b>	<b>19.7%</b>
<b>Traffic</b>	Infraction	I	2,620	▲	+10.5%	+250
	Misdemeanor	M	553	▲	+5.5%	+29
	Capias	CA	9	▲	+28.6%	+2
	Felony	F	9	▼	-18.2%	-2
	Show Cause	SC	6	↔		-
	Civil Violation	CV	0	▼	-100.0%	-1
	<b>Total</b>			<b>3,197</b>	<b>▲</b>	<b>9.5%</b>
<b>Civil</b>	Warrant in Debt	WD	779	▲	+57.7%	+285
	Garnishment	GA	324	▲	+8.4%	+25
	Impoundment	IM	155	▲	+49.0%	+51
	Unlawful Detainer	UD	106	▼	-15.9%	-20
	Other	OT	82	▲	+43.9%	+25
	Admin License	AL	53	▲	+47.2%	+17
	Preliminary Protective Order	PP	31	▲	+34.8%	+8
	Protective Order	PO	13	▲	+8.3%	+1
	Show Cause	SC	13	▲	+44.4%	+4
	Detinue	DT	9	▲	+12.5%	+1
	Motion for Judgment	MJ	8	↔		-
	Abstract	AJ	6	▼	-57.1%	-8
	Counter Claim	CC	6	▲	+500.0%	+5
	Interrogatory	IN	6	▲	+20.0%	+1
	Tenants Assertion	TA	2	↔		-
	Capias	CA	1	▲	-	+1
	Overweight	OC	0	▼	-100.0%	-1
	<b>Total</b>			<b>1,594</b>	<b>▲</b>	<b>32.9%</b>
<b>Civil Commitments</b>	Temporary Detention Order	TD	56	▲	+19.1%	+9
	Emergency Custody Order	EC	11	↔		-
	<b>Total</b>		<b>67</b>	<b>▲</b>	<b>15.5%</b>	<b>+9</b>
<b>GRAND TOTAL</b>			<b>5,806</b>	<b>▲</b>	<b>16.9%</b>	<b>+838</b>

**Dispositions by Major Case Category\*\***

Category	Summary	Change	% Change	Absolute Change
Felony	240	▼	-10.8%	-29
Garnishment	330	▲	+8.6%	+26
General Civil	812	▲	+54.7%	+287
Infraction/Civil Violation	2,669	▼	+11.1%	+266
Landlord /Tenant	108	▼	-15.6%	-20
Misdemeanor	1,100	▲	+20.2%	+185
Other	503	▲	+29.3%	+114
Protective Orders	44	▲	+25.7%	+9
<b>GRAND TOTAL</b>	<b>5,806</b>	<b>▲</b>	<b>16.9%</b>	<b>+838</b>

\* Compared to same time period as previous year  
10/15/2024 1:33:13PM

\*\* Case Type Categories are defined in the 2017 Virginia Judicial Workload Assessment  
Source: SCV-SQL-Information

**CPSS - GCMS CASELOAD STATISTICS OF THE GENERAL DISTRICT COURTS**

January 2024 thru September 2024 Dispositions (Compared to January 2023 thru September 2023)

\* Compared to same time period as previous year  
10/15/2024 1:33:13PM

\*\* Case Type Categories are defined in the 2017 Virginia Judicial Workload Assessment  
Source: SCV-SQL-Information

**CPSS - GCMS CASELOAD STATISTICS OF THE GENERAL DISTRICT COURTS**

January 2024 thru September 2024 Dispositions (Compared to January 2023 thru September 2023)

2024 Overall GRAND TOTAL		Distribution of Caseload			Change*		Percentage (%) of Caseload		
<b>3,864</b>	+726 23.1%	<b>Criminal</b>	196	5%	31.5% ▲	+47	<b>Criminal</b>	2023 4.7%	2024 5.1%
2024	↑	<b>Traffic</b>	3,422	89%	25.3% ▲	+692	<b>Traffic</b>	87.0%	88.6%
2023		<b>Civil</b>	241	6%	-0.8% ▼	-2	<b>Civil</b>	7.7%	6.2%
		<b>Civil Commitments</b>	5	0%	-68.8% ▼	-11	<b>Civil Commitments</b>	0.5%	0.1%
		<b>GRAND TOTAL</b>	<b>3,864</b>	100%	23.1% ▲	+726	<b>GRAND TOTAL</b>	100%	100%

**Dispositions by Division & Code**

Division	Case Type Description	Code	Summary	Change	% Change	Absolute Change
<b>Criminal</b>	Misdemeanor	M	105	▲	+31.3%	+25
	Felony	F	47	▲	+51.6%	+16
	Civil Violation	CV	21	▲	+110.0%	+11
	Show Cause	SC	13	▼	-23.5%	-4
	Capias	CA	9	▼	-18.2%	-2
	Restricted Operators License	RL	1	▲	-	+1
	<b>Total</b>			<b>196</b>	<b>▲</b>	<b>31.5%</b>
<b>Traffic</b>	Infraction	I	2,852	▲	+18.0%	+435
	Misdemeanor	M	513	▲	+87.9%	+240
	Capias	CA	33	▲	+106.3%	+17
	Show Cause	SC	17	▼	-19.0%	-4
	Restricted Operators License	RL	4	▲	+300.0%	+3
	Felony	F	2	↔	-	-
	Civil Violation	CV	1	▲	-	+1
<b>Total</b>			<b>3,422</b>	<b>▲</b>	<b>25.3%</b>	<b>+692</b>
<b>Civil</b>	Warrant in Debt	WD	138	▲	+24.3%	+27
	Garnishment	GA	51	▼	-3.8%	-2
	Unlawful Detainer	UD	15	↔	-	-
	Preliminary Protective Order	PP	9	▲	+50.0%	+3
	Protective Order	PO	7	▲	+133.3%	+4
	Other	OT	6	▼	-64.7%	-11
	Admin License	AL	5	▼	-64.3%	-9
	Counter Claim	CC	3	▲	-	+3
	Impoundment	IM	3	▼	-50.0%	-3
	Interrogatory	IN	2	▼	-71.4%	-5
	Detinue	DT	1	▼	-50.0%	-1
	Overweight	OC	1	▲	-	+1
	Abstract	AJ	0	▼	-100.0%	-1
	Capias	CA	0	▼	-100.0%	-4
	Show Cause	SC	0	▼	-100.0%	-3
Tenants Assertion	TA	0	▼	-100.0%	-1	
<b>Total</b>			<b>241</b>	<b>▼</b>	<b>-0.8%</b>	<b>-2</b>
<b>Civil Commitments</b>	Emergency Custody Order	EC	2	▼	-60.0%	-3
	Temporary Detention Order	TD	2	▼	-81.8%	-9
	Mental Commitment	MC	1	▲	-	+1
<b>Total</b>			<b>5</b>	<b>▼</b>	<b>-68.8%</b>	<b>-11</b>
<b>GRAND TOTAL</b>			<b>3,864</b>	<b>▲</b>	<b>23.1%</b>	<b>+726</b>

**Dispositions by Major Case Category\*\***

Category	Summary	Change	% Change	Absolute Change
Felony	49	▲	+48.5%	+16
Garnishment	53	▼	-11.7%	-7
General Civil	142	▼	+20.3%	+24
Infraction/Civil Violation	2,875	▲	+18.5%	+448
Landlord /Tenant	15	▼	-6.3%	-1
Misdemeanor	623	▲	+76.0%	+269
Other	91	▲	-24.8%	-30

\* Compared to same time period as previous year  
10/15/2024 1:33:13PM

\*\* Case Type Categories are defined in the 2017 Virginia Judicial Workload Assessment  
Source: SCV-SQL-Information

**CPSS - GCMS CASELOAD STATISTICS OF THE GENERAL DISTRICT COURTS**

**Madison**

January 2024 thru September 2024 Dispositions (Compared to January 2023 thru September 2023)

District: 16 FIPS: 113

---

Protective Orders	16	▲	+77.8%	+7
<b>GRAND TOTAL</b>	<b>3,864</b>	▲	23.1%	+726

---

\* Compared to same time period as previous year  
10/15/2024 1:33:13PM

\*\* Case Type Categories are defined in the 2017 Virginia Judicial Workload Assessment  
Source: SCV-SQL-Information

**CPSS - GCMS CASELOAD STATISTICS OF THE GENERAL DISTRICT COURTS**

January 2024 thru September 2024 Dispositions (Compared to January 2023 thru September 2023)

2024 Overall GRAND TOTAL		Distribution of Caseload			Change*		Percentage (%) of Caseload		
<b>8,164</b>	+1,210 17.4%	<b>Criminal</b>	736	9%	-7.2% ▼	-57	<b>Criminal</b>	2023 11.4%	2024 9.0%
2024	↑	<b>Traffic</b>	5,413	66%	17.1% ▲	+790	<b>Traffic</b>	66.5%	66.3%
2023		<b>Civil</b>	1,947	24%	30.8% ▲	+458	<b>Civil</b>	21.4%	23.8%
		<b>Civil Commitments</b>	68	1%	38.8% ▲	+19	<b>Civil Commitments</b>	0.7%	0.8%
		<b>GRAND TOTAL</b>	<b>8,164</b>	100%	17.4% ▲	+1,210	<b>GRAND TOTAL</b>	100%	100%

**Dispositions by Division & Code**

Division	Case Type Description	Code	Summary	Change	% Change	Absolute Change
<b>Criminal</b>	Misdemeanor	M	431	▼	-7.1%	-33
	Felony	F	195	▲	+30.0%	+45
	Show Cause	SC	52	▼	-5.5%	-3
	Capias	CA	34	▼	-50.7%	-35
	Civil Violation	CV	24	▼	-56.4%	-31
	<b>Total</b>			<b>736</b>	▼	<b>-7.2%</b>
<b>Traffic</b>	Infraction	I	4,213	▲	+16.1%	+584
	Misdemeanor	M	912	▲	+11.9%	+97
	Other	O	262	▲	+81.9%	+118
	Felony	F	9	▼	-35.7%	-5
	Show Cause	SC	9	↔		-
	Capias	CA	7	▼	-30.0%	-3
	Civil Violation	CV	1	▼	-50.0%	-1
	<b>Total</b>			<b>5,413</b>	▲	<b>17.1%</b>
<b>Civil</b>	Warrant in Debt	WD	1,050	▲	+50.0%	+350
	Garnishment	GA	400	▲	+18.7%	+63
	Unlawful Detainer	UD	161	▲	+6.6%	+10
	Detinue	DT	62	▲	+34.8%	+16
	Other	OT	55	▼	-5.2%	-3
	Admin License	AL	49	▼	-5.8%	-3
	Preliminary Protective Order	PP	42	▲	+40.0%	+12
	Impoundment	IM	35	▲	+9.4%	+3
	Protective Order	PO	31	▲	+55.0%	+11
	Interrogatory	IN	20	▲	+25.0%	+4
	Show Cause	SC	20	▲	+66.7%	+8
	Motion for Judgment	MJ	9	▲	+50.0%	+3
	Abstract	AJ	7	▼	-53.3%	-8
	Counter Claim	CC	4	▲	+300.0%	+3
	Capias	CA	1	↔		-
	Detinue Seizure	DZ	1	▲	-	+1
	Petition-Restore Arms	PR	0	▼	-100.0%	-1
	Zoning Violation	ZO	0	▼	-100.0%	-11
<b>Total</b>			<b>1,947</b>	▲	<b>30.8%</b>	<b>+458</b>
<b>Civil Commitments</b>	Temporary Detention Order	TD	53	▲	+39.5%	+15
	Emergency Custody Order	EC	15	▲	+36.4%	+4
	<b>Total</b>			<b>68</b>	▲	<b>38.8%</b>
<b>GRAND TOTAL</b>			<b>8,164</b>	▲	17.4%	+1,210

**Dispositions by Major Case Category\*\***

Category	Summary	Change	% Change	Absolute Change
Felony	204	▼	+24.4%	+40
Garnishment	420	▲	+19.0%	+67
General Civil	1,124	▲	+47.9%	+364
Infraction/Civil Violation	4,500	▼	+17.5%	+670
Landlord /Tenant	161	▲	+6.6%	+10
Misdemeanor	1,343	▼	+4.1%	+53
Other	339	▲	-4.8%	-17

\* Compared to same time period as previous year  
10/15/2024 1:33:13PM

\*\* Case Type Categories are defined in the 2017 Virginia Judicial Workload Assessment  
Source: SCV-SQL-Information

**CPSS - GCMS CASELOAD STATISTICS OF THE GENERAL DISTRICT COURTS**

January 2024 thru September 2024 Dispositions (Compared to January 2023 thru September 2023)

**Orange**

District: 16 FIPS: 137

---

Protective Orders	73	▲	+46.0%	+23
<b>GRAND TOTAL</b>	<b>8,164</b>	▲	17.4%	+1,210

---

\* Compared to same time period as previous year  
10/15/2024 1:33:13PM

\*\* Case Type Categories are defined in the 2017 Virginia Judicial Workload Assessment  
Source: SCV-SQL-Information



**CPSS - GCMS CASELOAD STATISTICS OF THE GENERAL DISTRICT COURTS**

January 2024 thru September 2024 Dispositions (Compared to January 2023 thru September 2023)

**Arlington**

District: 17 FIPS: 013

2024 Overall GRAND TOTAL		Distribution of Caseload			Change*		Percentage (%) of Caseload		
<b>30,864</b>	-2,795 -8.3%	<b>Criminal</b>	6,305	20%	8.4% ▲	+489	<b>Criminal</b>	2023 17.3%	2024 20.4%
		<b>Traffic</b>	17,643	57%	-16.5% ▼	-3,486	<b>Traffic</b>	62.8%	57.2%
2024		<b>Civil</b>	6,413	21%	3.4% ▲	+213	<b>Civil</b>	18.4%	20.8%
2023		<b>Civil Commitments</b>	503	2%	-2.1% ▼	-11	<b>Civil Commitments</b>	1.5%	1.6%
		<b>GRAND TOTAL</b>	<b>30,864</b>	100%	-8.3% ▼	-2,795	<b>GRAND TOTAL</b>	100%	100%

**Dispositions by Division & Code**

Division	Case Type Description	Code	Summary	Change	% Change	Absolute Change
<b>Criminal</b>	Misdemeanor	M	3,111	▼	-1.6%	-52
	Felony	F	1,725	▲	+4.2%	+69
	Capias	CA	697	▲	+10.5%	+66
	Civil Violation	CV	652	▲	+172.8%	+413
	Show Cause	SC	120	▼	-5.5%	-7
	<b>Total</b>			<b>6,305</b>	<b>▲</b>	<b>8.4%</b>
<b>Traffic</b>	Infraction	I	13,946	▼	-18.4%	-3,139
	Misdemeanor	M	2,855	▼	-12.0%	-389
	Other	O	485	▲	+19.5%	+79
	Capias	CA	127	▼	-18.1%	-28
	Civil Violation	CV	85	▼	-3.4%	-3
	Felony	F	74	▼	-1.3%	-1
	Show Cause	SC	71	▼	-6.6%	-5
	<b>Total</b>			<b>17,643</b>	<b>▼</b>	<b>-16.5%</b>
<b>Civil</b>	Unlawful Detainer	UD	2,310	▲	+11.9%	+245
	Warrant in Debt	WD	1,928	▲	+27.6%	+417
	Garnishment	GA	871	▲	+7.9%	+64
	Motion for Judgment	MJ	602	▼	-45.1%	-494
	Admin License	AL	233	▲	+3.1%	+7
	Preliminary Protective Order	PP	130	▼	-9.1%	-13
	Protective Order	PO	107	▲	+2.9%	+3
	Other	OT	73	▼	-15.1%	-13
	Show Cause	SC	51	▼	-10.5%	-6
	Interrogatory	IN	28	↔		-
	Impoundment	IM	27	↔		-
	Tenants Assertion	TA	15	▼	-11.8%	-2
	Bond Forfeiture	BF	14	▲	+40.0%	+4
	Counter Claim	CC	13	▲	+18.2%	+2
	Petition-Restore Arms	PR	4	▲	+300.0%	+3
	Detinue	DT	3	▼	-50.0%	-3
	Capias	CA	1	▼	-50.0%	-1
	Petition to Require Blood Test	BT	1	▲	-	+1
	Restricted Operators License	RL	1	▲	-	+1
	Third Party Claim	TH	1	▼	-66.7%	-2
<b>Total</b>			<b>6,413</b>	<b>▲</b>	<b>3.4%</b>	<b>+213</b>
<b>Civil Commitments</b>	Mental Commitment	MC	301	▲	+13.2%	+35
	Temporary Detention Order	TD	67	▼	-33.7%	-34
	Other	OT	60	▼	-10.4%	-7
	Emergency Custody Order	EC	49	▼	-18.3%	-11
	Petition	PT	24	▲	+100.0%	+12
	Medical Emergency Custody Order	ME	1	▲	-	+1
	Medical Emergency Temporary Detention Order	MT	1	▼	-87.5%	-7
<b>Total</b>			<b>503</b>	<b>▼</b>	<b>-2.1%</b>	<b>-11</b>
<b>GRAND TOTAL</b>			<b>30,864</b>	<b>▼</b>	<b>-8.3%</b>	<b>-2,795</b>

\* Compared to same time period as previous year  
10/15/2024 1:33:13PM

\*\* Case Type Categories are defined in the 2017 Virginia Judicial Workload Assessment  
Source: SCV-SQL-Information

**Dispositions by Major Case Category\*\***

Category	Summary	Change	% Change	Absolute Change
Felony	1,799	▲	+3.9%	+68
Garnishment	899	▲	+7.7%	+64
General Civil	2,556	▲	-2.9%	-75
Infraction/Civil Violation	15,168	▲	-14.9%	-2,650
Involuntary Civil Commitments	84	▲	+6.3%	+5
Landlord /Tenant	2,325	▲	+11.7%	+243
Misdemeanor	5,967	▲	-6.9%	-440
Other	1,829	▲		0
Protective Orders	237	▼	-4.0%	-10
<b>GRAND TOTAL</b>	<b>30,864</b>	▼	-8.3%	-2,795

\* Compared to same time period as previous year  
 10/15/2024 1:33:13PM

\*\* Case Type Categories are defined in the 2017 Virginia Judicial Workload Assessment  
 Source: SCV-SQL-Information

2024 Overall GRAND TOTAL		Distribution of Caseload			Change*		Percentage (%) of Caseload		
<b>2,125</b>	-80 -3.6%	<b>Criminal</b>	240	11%	21.2% ▲	+42	<b>Criminal</b>	2023 9.0%	2024 11.3%
2024		<b>Traffic</b>	1,654	78%	-7.0% ▼	-124	<b>Traffic</b>	80.6%	77.8%
2023		<b>Civil</b>	231	11%	0.9% ▲	+2	<b>Civil</b>	10.4%	10.9%
		<b>GRAND TOTAL</b>	<b>2,125</b>	100%	-3.6% ▼	-80	<b>GRAND TOTAL</b>	100%	100%

Dispositions by Division & Code



Division	Case Type Description	Code	Summary	Change	% Change	Absolute Change
<b>Criminal</b>	Misdemeanor	M	155	▲	+31.4%	+37
	Felony	F	42	▼	-4.5%	-2
	Capias	CA	37	▲	+23.3%	+7
	Show Cause	SC	5	↔		-
	Civil Violation	CV	1	↔		-
	<b>Total</b>			<b>240</b>	<b>▲</b>	<b>21.2%</b>
<b>Traffic</b>	Infraction	I	1,410	▼	-8.1%	-125
	Misdemeanor	M	186	▲	+15.5%	+25
	Other	O	40	▼	-33.3%	-20
	Civil Violation	CV	7	▲	+75.0%	+3
	Capias	CA	4	▼	-42.9%	-3
	Show Cause	SC	4	▼	-42.9%	-3
	Felony	F	3	▼	-25.0%	-1
	<b>Total</b>			<b>1,654</b>	<b>▼</b>	<b>-7.0%</b>
<b>Civil</b>	Unlawful Detainer	UD	93	▲	+3.3%	+3
	Warrant in Debt	WD	73	▲	+32.7%	+18
	Garnishment	GA	34	▼	-30.6%	-15
	Admin License	AL	18	↔		-
	Preliminary Protective Order	PP	4	▲	+33.3%	+1
	Show Cause	SC	3	▲	-	+3
	Tenants Assertion	TA	2	▲	+100.0%	+1
	Counter Claim	CC	1	▲	-	+1
	Impoundment	IM	1	↔		-
	Other	OT	1	▼	-75.0%	-3
	Protective Order	PO	1	▼	-66.7%	-2
	Bond Forfeiture	BF	0	▼	-100.0%	-2
	Interrogatory	IN	0	▼	-100.0%	-2
	Petition-Restore Arms	PR	0	▼	-100.0%	-1
	<b>Total</b>			<b>231</b>	<b>▲</b>	<b>0.9%</b>
<b>GRAND TOTAL</b>			<b>2,125</b>	<b>▼</b>	<b>-3.6%</b>	<b>-80</b>

Dispositions by Major Case Category\*\*

Category	Summary	Change	% Change	Absolute Change
Felony	45	▼	-6.3%	-3
Garnishment	34	▼	-33.3%	-17
General Civil	73	▼	+30.4%	+17
Infraction/Civil Violation	1,458	▲	-8.9%	-142
Landlord /Tenant	95	▲	+4.4%	+4
Misdemeanor	341	▲	+22.2%	+62
Other	74	▲		0
Protective Orders	5	▼	-16.7%	-1
<b>GRAND TOTAL</b>	<b>2,125</b>	<b>▼</b>	<b>-3.6%</b>	<b>-80</b>

\* Compared to same time period as previous year  
 10/15/2024 1:33:13PM

\*\* Case Type Categories are defined in the 2017 Virginia Judicial Workload Assessment  
 Source: SCV-SQL-Information

2024 Overall GRAND TOTAL		Distribution of Caseload			Change*		Percentage (%) of Caseload		
<b>18,104</b>	+882 5.1%	<b>Criminal</b>	3,344	18%	14.2% ▲	+415	<b>Criminal</b>	2023 17.0%	2024 18.5%
2024 	↑	<b>Traffic</b>	7,354	41%	1.4% ▲	+104	<b>Traffic</b>	42.1%	40.6%
2023 		<b>Civil</b>	6,799	38%	5.0% ▲	+321	<b>Civil</b>	37.6%	37.6%
		<b>Civil Commitments</b>	607	3%	7.4% ▲	+42	<b>Civil Commitments</b>	3.3%	3.4%
		<b>GRAND TOTAL</b>	<b>18,104</b>	100%	5.1% ▲	+882	<b>GRAND TOTAL</b>	100%	100%

Dispositions by Division & Code

Division	Case Type Description	Code	Summary	Change	% Change	Absolute Change
<b>Criminal</b>	Misdemeanor	M	2,130	▲	+21.7%	+380
	Felony	F	824	▲	+12.9%	+94
	Capias	CA	223	▲	+26.7%	+47
	Show Cause	SC	103	▼	-19.5%	-25
	Civil Violation	CV	64	▼	-55.9%	-81
	<b>Total</b>			<b>3,344</b>	<b>▲</b>	<b>14.2%</b>
<b>Traffic</b>	Infraction	I	5,340	▲	+8.4%	+413
	Misdemeanor	M	1,219	▲	+1.1%	+13
	Other	O	652	▼	-31.2%	-296
	Felony	F	52	▼	-17.5%	-11
	Civil Violation	CV	35	▲	+150.0%	+21
	Show Cause	SC	35	▼	-47.0%	-31
	Capias	CA	21	▼	-19.2%	-5
<b>Total</b>			<b>7,354</b>	<b>▲</b>	<b>1.4%</b>	<b>+104</b>
<b>Civil</b>	Unlawful Detainer	UD	3,276	▼	-0.8%	-26
	Warrant in Debt	WD	1,979	▲	+21.3%	+347
	Garnishment	GA	839	▼	-2.6%	-22
	Other	OT	213	▼	+13.9%	+26
	Protective Order	PO	168	▲	+12.0%	+18
	Preliminary Protective Order	PP	136	▼	-2.2%	-3
	Bond Forfeiture	BF	63	▼	-21.3%	-17
	Interrogatory	IN	37	▲	+19.4%	+6
	Admin License	AL	24	▲	+33.3%	+6
	Tenants Assertion	TA	19	▲	+5.6%	+1
	Motion for Judgment	MJ	14	▼	-12.5%	-2
	Counter Claim	CC	13	▼	-13.3%	-2
	Abstract	AJ	11	▼	-56.0%	-14
	Detinue	DT	5	▲	+66.7%	+2
	Overweight	OC	1	▲	-	+1
	Petition-Restore Arms	PR	1	▲	-	+1
	Restricted Operators License	RL	0	▼	-100.0%	-1
<b>Total</b>			<b>6,799</b>	<b>▲</b>	<b>5.0%</b>	<b>+321</b>
<b>Civil Commitments</b>	Temporary Detention Order	TD	258	▼	-1.9%	-5
	Mental Commitment	MC	211	▲	+4.5%	+9
	Emergency Custody Order	EC	90	↔	-	-
	Petition	PT	26	▲	+225.0%	+18
	Other	OT	22	▲	+1,000.0%	+20
<b>Total</b>			<b>607</b>	<b>▲</b>	<b>7.4%</b>	<b>+42</b>
<b>GRAND TOTAL</b>			<b>18,104</b>	<b>▲</b>	<b>5.1%</b>	<b>+882</b>

Dispositions by Major Case Category\*\*

Category	Summary	Change	% Change	Absolute Change
Felony	876	▼	+10.5%	+83
Garnishment	876	▲	-1.8%	-16
General Civil	2,007	▲	+20.5%	+341
Infraction/Civil Violation	6,092	▲	+1.0%	+58
Involuntary Civil Commitments	48	▲	+380.0%	+38
Landlord /Tenant	3,295	▲	-0.8%	-25

\* Compared to same time period as previous year

\*\* Case Type Categories are defined in the 2017 Virginia Judicial Workload Assessment

**CPSS - GCMS CASELOAD STATISTICS OF THE GENERAL DISTRICT COURTS**

**Alexandria**

January 2024 thru September 2024 Dispositions (Compared to January 2023 thru September 2023)

District: 18 FIPS: 510

Misdemeanor	3,349	▼	+13.3%	+392
Other	1,257	▼	-0.3%	-4
Protective Orders	304	▲	+5.2%	+15
<b>GRAND TOTAL</b>	<b>18,104</b>	▲	5.1%	+882

\* Compared to same time period as previous year  
10/15/2024 1:33:13PM

\*\* Case Type Categories are defined in the 2017 Virginia Judicial Workload Assessment  
Source: SCV-SQL-Information

**CPSS - GCMS CASELOAD STATISTICS OF THE GENERAL DISTRICT COURTS**

January 2024 thru September 2024 Dispositions (Compared to January 2023 thru September 2023)

2024 Overall GRAND TOTAL		Distribution of Caseload			Change*		Percentage (%) of Caseload		
<b>179,723</b>	+22,679 14.4%	<b>Criminal</b>	21,713	12%	16.3% ▲	+3,037	<b>Criminal</b>	2023 11.9%	2024 12.1%
2024		<b>Traffic</b>	128,459	71%	13.7% ▲	+15,446	<b>Traffic</b>	72.0%	71.5%
2023		<b>Civil</b>	26,203	15%	16.1% ▲	+3,642	<b>Civil</b>	14.4%	14.6%
		<b>Civil Commitments</b>	3,348	2%	19.8% ▲	+554	<b>Civil Commitments</b>	1.8%	1.9%
		<b>GRAND TOTAL</b>	<b>179,723</b>	100%	14.4% ▲	+22,679	<b>GRAND TOTAL</b>	100%	100%

**Dispositions by Division & Code**

Division	Case Type Description	Code	Summary	Change	% Change	Absolute Change
<b>Criminal</b>	Misdemeanor	M	11,584	▲	+20.4%	+1,961
	Felony	F	7,405	▲	+9.2%	+621
	Capias	CA	2,020	▲	+29.9%	+465
	Show Cause	SC	509	▼	-2.1%	-11
	Civil Violation	CV	192	▲	+4.3%	+8
	Motion	MO	3	▼	-70.0%	-7
	<b>Total</b>			<b>21,713</b>	<b>▲</b>	<b>16.3%</b>
<b>Traffic</b>	Infraction	I	112,765	▲	+16.4%	+15,911
	Misdemeanor	M	13,613	▼	-2.9%	-413
	Capias	CA	877	▲	+7.9%	+64
	Show Cause	SC	457	▼	-2.8%	-13
	Felony	F	301	▼	-0.3%	-1
	Civil Violation	CV	295	▲	+0.3%	+1
	Motion	MO	133	▼	-44.1%	-105
	Restricted Operators License	RL	18	▲	+38.5%	+5
	Other	O	0	▼	-100.0%	-3
<b>Total</b>			<b>128,459</b>	<b>▲</b>	<b>13.7%</b>	<b>+15,446</b>
<b>Civil</b>	Warrant in Debt	WD	11,175	▲	+28.4%	+2,472
	Unlawful Detainer	UD	6,773	▲	+12.7%	+761
	Garnishment	GA	4,769	▲	+13.5%	+568
	Admin License	AL	979	▼	-5.5%	-57
	Other	OT	398	▲	+23.2%	+75
	Preliminary Protective Order	PP	397	▼	-6.8%	-29
	Protective Order	PO	332	▲	+9.2%	+28
	Show Cause	SC	288	▲	+17.1%	+42
	Interrogatory	IN	206	▼	-6.8%	-15
	Bond Forfeiture	BF	168	▼	-25.7%	-58
	Zoning Violation	ZO	137	▼	-18.5%	-31
	Motion for Judgment	MJ	114	▼	-2.6%	-3
	Impoundment	IM	95	▼	-21.5%	-26
	Abstract	AJ	83	▼	-45.0%	-68
	Counter Claim	CC	82	▼	-15.5%	-15
	Detinue	DT	66	▲	+65.0%	+26
	Overweight	OC	60	▼	-21.1%	-16
	Tenants Assertion	TA	49	▼	-21.0%	-13
	Capias	CA	16	▼	-20.0%	-4
	Petition-Restore Arms	PR	9	▲	+80.0%	+4
Third Party Claim	TH	5	▲	+400.0%	+4	
Cross Claim	CR	2	▼	-60.0%	-3	
<b>Total</b>			<b>26,203</b>	<b>▲</b>	<b>16.1%</b>	<b>+3,642</b>
<b>Civil Commitments</b>	Temporary Detention Order	TD	1,498	▲	+16.4%	+211
	Mental Commitment	MC	1,443	▲	+23.0%	+270
	Emergency Custody Order	EC	240	▼	-7.0%	-18
	Other	OT	121	▲	+188.1%	+79
	Medical Emergency Temporary Detention Order	MT	34	↔	-	-
	Petition	PT	12	▲	-	+12
<b>Total</b>			<b>3,348</b>	<b>▲</b>	<b>19.8%</b>	<b>+554</b>
<b>GRAND TOTAL</b>			<b>179,723</b>	<b>▲</b>	<b>14.4%</b>	<b>+22,679</b>

\* Compared to same time period as previous year  
10/15/2024 1:33:13PM

\*\* Case Type Categories are defined in the 2017 Virginia Judicial Workload Assessment  
Source: SCV-SQL-Information

**Dispositions by Major Case Category\*\***

Category	Summary	Change	% Change	Absolute Change
Felony	7,706	▲	+8.7%	+620
Garnishment	4,975	▲	+12.5%	+553
General Civil	11,395	▲	+28.2%	+2,504
Infraction/Civil Violation	113,312	▼	+16.3%	+15,901
Involuntary Civil Commitments	133	▲	+216.7%	+91
Landlord /Tenant	6,822	▼	+12.3%	+748
Misdemeanor	25,352	▲	+6.4%	+1,522
Other	9,299	▲	+8.7%	+741
Protective Orders	729	▲	-0.1%	-1
<b>GRAND TOTAL</b>	<b>179,723</b>	▲	14.4%	+22,679

\* Compared to same time period as previous year  
 10/15/2024 1:33:13PM

\*\* Case Type Categories are defined in the 2017 Virginia Judicial Workload Assessment  
 Source: SCV-SQL-Information

2024 Overall GRAND TOTAL		Distribution of Caseload			Change*		Percentage (%) of Caseload		
<b>3,965</b>	+350 9.7%	<b>Criminal</b>	568	14%	42.4% ▲	+169	<b>Criminal</b>	2023 11.0%	2024 14.3%
2024	↑	<b>Traffic</b>	3,359	85%	5.5% ▲	+174	<b>Traffic</b>	88.1%	84.7%
2023		<b>Civil</b>	38	1%	22.6% ▲	+7	<b>Civil</b>	0.9%	1.0%
		<b>GRAND TOTAL</b>	<b>3,965</b>	100%	9.7% ▲	+350	<b>GRAND TOTAL</b>	100%	100%

Dispositions by Division & Code

Division	Case Type Description	Code	Summary	Change	% Change	Absolute Change
<b>Criminal</b>	Misdemeanor	M	488	▲	+44.4%	+150
	Capias	CA	67	▲	+36.7%	+18
	Show Cause	SC	12	▲	+50.0%	+4
	Civil Violation	CV	1	▼	-66.7%	-2
	Felony	F	0	▼	-100.0%	-1
	<b>Total</b>			<b>568</b>	▲	<b>42.4%</b>
<b>Traffic</b>	Infraction	I	2,889	▲	+5.0%	+137
	Misdemeanor	M	382	▲	+23.2%	+72
	Civil Violation	CV	49	▼	-46.2%	-42
	Capias	CA	26	▲	+44.4%	+8
	Show Cause	SC	13	▲	+8.3%	+1
	Other	O	0	▼	-100.0%	-2
	<b>Total</b>			<b>3,359</b>	▲	<b>5.5%</b>
<b>Civil</b>	Admin License	AL	28	▲	+16.7%	+4
	Zoning Violation	ZO	5	↔		-
	Impoundment	IM	2	▲	+100.0%	+1
	Protective Order	PO	2	▲	-	+2
	Bond Forfeiture	BF	1	↔		-
<b>Total</b>			<b>38</b>	▲	<b>22.6%</b>	<b>+7</b>
<b>GRAND TOTAL</b>			<b>3,965</b>	▲	9.7%	+350

Dispositions by Major Case Category\*\*

Category	Summary	Change	% Change	Absolute Change
Felony	0	▼	-100.0%	-1
Infraction/Civil Violation	2,939	▼	+3.2%	+91
Misdemeanor	875	▲	+34.0%	+222
Other	149	▲	+31.9%	+36
Protective Orders	2	▲	-	+2
<b>GRAND TOTAL</b>	<b>3,965</b>	▲	9.7%	+350

\* Compared to same time period as previous year  
 10/15/2024 1:33:13PM

\*\* Case Type Categories are defined in the 2017 Virginia Judicial Workload Assessment  
 Source: SCV-SQL-Information



**CPSS - GCMS CASELOAD STATISTICS OF THE GENERAL DISTRICT COURTS**

January 2024 thru September 2024 Dispositions (Compared to January 2023 thru September 2023)

2024 Overall GRAND TOTAL		Distribution of Caseload			Change*		Percentage (%) of Caseload		
<b>18,549</b>	+1,158 6.7%	<b>Criminal</b>	1,705	9%	10.1% ▲	+156	<b>Criminal</b>	2023 8.9%	2024 9.2%
2024	↑	<b>Traffic</b>	14,705	79%	4.3% ▲	+604	<b>Traffic</b>	81.1%	79.3%
2023		<b>Civil</b>	2,066	11%	24.2% ▲	+403	<b>Civil</b>	9.6%	11.1%
		<b>Civil Commitments</b>	73	0%	-6.4% ▼	-5	<b>Civil Commitments</b>	0.4%	0.4%
		<b>GRAND TOTAL</b>	<b>18,549</b>	100%	6.7% ▲	+1,158	<b>GRAND TOTAL</b>	100%	100%

**Dispositions by Division & Code**

Division	Case Type Description	Code	Summary	Change	% Change	Absolute Change
<b>Criminal</b>	Misdemeanor	M	924	▲	+5.8%	+51
	Felony	F	347	▼	-1.1%	-4
	Civil Violation	CV	161	▲	+30.9%	+38
	Show Cause	SC	140	▲	+55.6%	+50
	Capias	CA	128	▲	+14.3%	+16
	Restricted Operators License	RL	5	▲	-	+5
	<b>Total</b>			<b>1,705</b>	<b>▲</b>	<b>10.1%</b>
<b>Traffic</b>	Infraction	I	12,670	▲	+4.5%	+540
	Misdemeanor	M	1,936	▲	+2.7%	+50
	Capias	CA	33	▲	+3.1%	+1
	Felony	F	28	▼	-26.3%	-10
	Show Cause	SC	22	▲	+144.4%	+13
	Civil Violation	CV	14	▲	+133.3%	+8
	Other	O	2	▲	-	+2
<b>Total</b>			<b>14,705</b>	<b>▲</b>	<b>4.3%</b>	<b>+604</b>
<b>Civil</b>	Warrant in Debt	WD	948	▲	+40.9%	+275
	Garnishment	GA	464	▲	+12.6%	+52
	Unlawful Detainer	UD	226	▲	+52.7%	+78
	Admin License	AL	132	▲	+18.9%	+21
	Protective Order	PO	48	▲	+4.3%	+2
	Preliminary Protective Order	PP	44	▼	-21.4%	-12
	Show Cause	SC	42	▲	+162.5%	+26
	Other	OT	39	▼	-48.7%	-37
	Interrogatory	IN	32	▲	+33.3%	+8
	Abstract	AJ	22	▼	-4.3%	-1
	Impoundment	IM	17	▼	-48.5%	-16
	Zoning Violation	ZO	13	▲	+62.5%	+5
	Detinue	DT	11	▼	-31.3%	-5
	Tenants Assertion	TA	9	▲	+80.0%	+4
	Motion for Judgment	MJ	6	▲	+200.0%	+4
	Overweight	OC	6	▼	-25.0%	-2
	Counter Claim	CC	4	▲	+100.0%	+2
	Capias	CA	2	▲	-	+2
	Bond Forfeiture	BF	1	↔	-	-
	Petition-Restore Arms	PR	0	▼	-100.0%	-2
Restricted Operators License	RL	0	▼	-100.0%	-1	
<b>Total</b>			<b>2,066</b>	<b>▲</b>	<b>24.2%</b>	<b>+403</b>
<b>Civil Commitments</b>	Temporary Detention Order	TD	51	▼	-1.9%	-1
	Emergency Custody Order	EC	22	▼	-15.4%	-4
	<b>Total</b>		<b>73</b>	<b>▼</b>	<b>-6.4%</b>	<b>-5</b>
<b>GRAND TOTAL</b>			<b>18,549</b>	<b>▲</b>	<b>6.7%</b>	<b>+1,158</b>

**Dispositions by Major Case Category\*\***

Category	Summary	Change	% Change	Absolute Change
Felony	375	▼	-3.6%	-14
Garnishment	496	▲	+13.8%	+60
General Civil	975	▲	+37.1%	+264
Infraction/Civil Violation	12,853	▲	+4.8%	+586

\* Compared to same time period as previous year

\*\* Case Type Categories are defined in the 2017 Virginia Judicial Workload Assessment

**CPSS - GCMS CASELOAD STATISTICS OF THE GENERAL DISTRICT COURTS**

January 2024 thru September 2024 Dispositions (Compared to January 2023 thru September 2023)

Landlord /Tenant	235	▲	+53.6%	+82
Misdemeanor	2,878	▲	+4.0%	+110
Other	645	▲	+14.2%	+80
Protective Orders	92	▼	-9.8%	-10
<b>GRAND TOTAL</b>	<b>18,549</b>	▲	6.7%	+1,158

\* Compared to same time period as previous year  
10/15/2024 1:33:13PM



\*\* Case Type Categories are defined in the 2017 Virginia Judicial Workload Assessment  
Source: SCV-SQL-Information

**CPSS - GCMS CASELOAD STATISTICS OF THE GENERAL DISTRICT COURTS**

January 2024 thru September 2024 Dispositions (Compared to January 2023 thru September 2023)

**Loudoun**

District: 20 FIPS: 107

2024 Overall GRAND TOTAL		Distribution of Caseload			Change*		Percentage (%) of Caseload		
<b>45,586</b>	-2,502 -5.2%	<b>Criminal</b>	4,894	11%	3.9% ▲	+182	<b>Criminal</b>	2023 9.8%	2024 10.7%
		<b>Traffic</b>	26,914	59%	-2.9% ▼	-793	<b>Traffic</b>	57.6%	59.0%
2024		<b>Civil</b>	13,117	29%	-12.3% ▼	-1,845	<b>Civil</b>	31.1%	28.8%
2023		<b>Civil Commitments</b>	661	1%	-6.5% ▼	-46	<b>Civil Commitments</b>	1.5%	1.5%
		<b>GRAND TOTAL</b>	<b>45,586</b>	100%	-5.2% ▼	-2,502	<b>GRAND TOTAL</b>	100%	100%

**Dispositions by Division & Code**

Division	Case Type Description	Code	Summary	Change	% Change	Absolute Change
<b>Criminal</b>	Misdemeanor	M	2,663	▲	+5.9%	+149
	Felony	F	1,290	▲	+0.4%	+5
	Capias	CA	430	▲	+1.2%	+5
	Show Cause	SC	276	▲	+11.7%	+29
	Civil Violation	CV	235	▼	-2.5%	-6
	<b>Total</b>			<b>4,894</b>	▲	<b>3.9%</b>
<b>Traffic</b>	Infraction	I	23,446	▼	-4.0%	-972
	Misdemeanor	M	3,289	▲	+4.7%	+149
	Capias	CA	88	▲	+25.7%	+18
	Felony	F	48	▼	-2.0%	-1
	Show Cause	SC	32	▲	+23.1%	+6
	Civil Violation	CV	7	▲	-	+7
	Other	O	2	▲	-	+2
	Restricted Operators License	RL	2	▼	-50.0%	-2
	<b>Total</b>			<b>26,914</b>	▼	<b>-2.9%</b>
<b>Civil</b>	Warrant in Debt	WD	8,384	▼	-5.3%	-466
	Garnishment	GA	2,152	▼	-44.0%	-1,689
	Unlawful Detainer	UD	1,285	▲	+10.6%	+123
	Admin License	AL	332	▲	+111.5%	+175
	Show Cause	SC	205	▲	+9.0%	+17
	Interrogatory	IN	192	▲	+1.1%	+2
	Preliminary Protective Order	PP	162	▲	+5.2%	+8
	Protective Order	PO	142	▲	+2.2%	+3
	Other	OT	96	▼	-12.7%	-14
	Impoundment	IM	35	▲	+40.0%	+10
	Bond Forfeiture	BF	27	▲	+68.8%	+11
	Abstract	AJ	26	▼	-48.0%	-24
	Counter Claim	CC	21	▼	-8.7%	-2
	Tenants Assertion	TA	14	▲	+16.7%	+2
	Capias	CA	12	▼	-29.4%	-5
	Detinue	DT	12	▼	-7.7%	-1
	Overweight	OC	6	↔	-	-
	Third Party Claim	TH	5	▲	+400.0%	+4
	Mechanic's Lien	ML	3	▲	+50.0%	+1
	Motion for Judgment	MJ	3	↔	-	-
	Petition-Restore Arms	PR	2	▲	+100.0%	+1
	Cross Claim	CR	1	▲	-	+1
Interrogatory-Not	IC	0	▼	-100.0%	-1	
Restricted Operators License	RL	0	▼	-100.0%	-1	
<b>Total</b>			<b>13,117</b>	▼	<b>-12.3%</b>	<b>-1,845</b>
<b>Civil Commitments</b>	Temporary Detention Order	TD	290	▼	-5.5%	-17
	Mental Commitment	MC	277	▲	+4.9%	+13
	Emergency Custody Order	EC	75	▼	-32.4%	-36
	Other	OT	12	▼	-42.9%	-9
	Medical Emergency Temporary Detention Order	MT	5	▲	+150.0%	+3
	Petition	PT	2	↔	-	-
<b>Total</b>			<b>661</b>	▼	<b>-6.5%</b>	<b>-46</b>
<b>GRAND TOTAL</b>			<b>45,586</b>	▼	-5.2%	-2,502

\* Compared to same time period as previous year  
10/15/2024 1:33:13PM

\*\* Case Type Categories are defined in the 2017 Virginia Judicial Workload Assessment  
Source: SCV-SQL-Information

**Dispositions by Major Case Category\*\***

Category	Summary	Change	% Change	Absolute Change
Felony	1,338	▼	+0.3%	+4
Garnishment	2,344	▼	-41.9%	-1,687
General Civil	8,428	▲	-5.2%	-462
Infraction/Civil Violation	23,696	▲	-3.9%	-969
Involuntary Civil Commitments	14	▼	-39.1%	-9
Landlord /Tenant	1,299	▲	+10.6%	+125
Misdemeanor	5,954	▼	+5.2%	+295
Other	2,209	▲	+9.4%	+190
Protective Orders	304	▲	+3.8%	+11
<b>GRAND TOTAL</b>	<b>45,586</b>	▼	-5.2%	-2,502

\* Compared to same time period as previous year  
 10/15/2024 1:33:13PM

\*\* Case Type Categories are defined in the 2017 Virginia Judicial Workload Assessment  
 Source: SCV-SQL-Information

**CPSS - GCMS CASELOAD STATISTICS OF THE GENERAL DISTRICT COURTS**

January 2024 thru September 2024 Dispositions (Compared to January 2023 thru September 2023)

2024 Overall GRAND TOTAL		Distribution of Caseload			Change*		Percentage (%) of Caseload		
<b>3,674</b>	+571 18.4%	<b>Criminal</b>	312	8%	52.9% ▲	+108	<b>Criminal</b>	2023 6.6%	2024 8.5%
2024		<b>Traffic</b>	3,203	87%	17.1% ▲	+467	<b>Traffic</b>	88.2%	87.2%
2023		<b>Civil</b>	155	4%	-1.3% ▼	-2	<b>Civil</b>	5.1%	4.2%
		<b>Civil Commitments</b>	4	0%	-33.3% ▼	-2	<b>Civil Commitments</b>	0.2%	0.1%
		<b>GRAND TOTAL</b>	<b>3,674</b>	100%	18.4% ▲	+571	<b>GRAND TOTAL</b>	100%	100%

**Dispositions by Division & Code**

Division	Case Type Description	Code	Summary	Change	% Change	Absolute Change
<b>Criminal</b>	Misdemeanor	M	158	▲	+53.4%	+55
	Felony	F	100	▲	+112.8%	+53
	Show Cause	SC	23	▲	+9.5%	+2
	Capias	CA	22	▲	+4.8%	+1
	Civil Violation	CV	9	▼	-25.0%	-3
	<b>Total</b>			<b>312</b>	<b>▲</b>	<b>52.9%</b>
<b>Traffic</b>	Infraction	I	2,710	▲	+14.8%	+350
	Misdemeanor	M	475	▲	+33.8%	+120
	Felony	F	7	▲	+75.0%	+3
	Capias	CA	6	▼	-33.3%	-3
	Show Cause	SC	4	▼	-20.0%	-1
	Restricted Operators License	RL	1	▼	-50.0%	-1
	Other	O	0	▼	-100.0%	-1
	<b>Total</b>			<b>3,203</b>	<b>▲</b>	<b>17.1%</b>
<b>Civil</b>	Warrant in Debt	WD	63	▲	+85.3%	+29
	Admin License	AL	32	▲	+14.3%	+4
	Garnishment	GA	25	▲	+4.2%	+1
	Impoundment	IM	16	▼	-50.0%	-16
	Unlawful Detainer	UD	8	▼	-20.0%	-2
	Preliminary Protective Order	PP	3	▼	-70.0%	-7
	Abstract	AJ	2	▲	-	+2
	Detinue	DT	2	▲	-	+2
	Protective Order	PO	2	▼	-75.0%	-6
	Counter Claim	CC	1	↔	-	-
	Other	OT	1	▼	-90.0%	-9
<b>Total</b>			<b>155</b>	<b>▼</b>	<b>-1.3%</b>	<b>-2</b>
<b>Civil Commitments</b>	Temporary Detention Order	TD	4	▲	+33.3%	+1
	Emergency Custody Order	EC	0	▼	-100.0%	-2
	Mental Commitment	MC	0	▼	-100.0%	-1
<b>Total</b>			<b>4</b>	<b>▼</b>	<b>-33.3%</b>	<b>-2</b>
<b>GRAND TOTAL</b>			<b>3,674</b>	<b>▲</b>	<b>18.4%</b>	<b>+571</b>

**Dispositions by Major Case Category\*\***

Category	Summary	Change	% Change	Absolute Change
Felony	107	▲	+109.8%	+56
Garnishment	25	▲	+4.2%	+1
General Civil	65	▲	+80.6%	+29
Infraction/Civil Violation	2,719	▼	+14.6%	+346
Landlord /Tenant	8	▼	-20.0%	-2
Misdemeanor	634	▲	+37.8%	+174
Other	111	▲	-15.3%	-20
Protective Orders	5	▼	-72.2%	-13
<b>GRAND TOTAL</b>	<b>3,674</b>	<b>▲</b>	<b>18.4%</b>	<b>+571</b>

\* Compared to same time period as previous year  
10/15/2024 1:33:13PM

\*\* Case Type Categories are defined in the 2017 Virginia Judicial Workload Assessment  
Source: SCV-SQL-Information

2024 Overall GRAND TOTAL		Distribution of Caseload			Change*		Percentage (%) of Caseload		
<b>9,233</b>	+1,950 26.8%	<b>Criminal</b>	1,345	15%	20.6% ▲	+230	<b>Criminal</b>	2023 15.3%	2024 14.6%
2024		<b>Traffic</b>	5,236	57%	37.1% ▲	+1,416	<b>Traffic</b>	52.5%	56.7%
2023		<b>Civil</b>	2,441	26%	12.6% ▲	+274	<b>Civil</b>	29.8%	26.4%
		<b>Civil Commitments</b>	211	2%	16.6% ▲	+30	<b>Civil Commitments</b>	2.5%	2.3%
		<b>GRAND TOTAL</b>	<b>9,233</b>	100%	26.8% ▲	+1,950	<b>GRAND TOTAL</b>	100%	100%

**Dispositions by Division & Code**

Division	Case Type Description	Code	Summary	Change	% Change	Absolute Change
<b>Criminal</b>	Misdemeanor	M	731	▲	+4.3%	+30
	Felony	F	399	▲	+52.3%	+137
	Civil Violation	CV	101	▲	+206.1%	+68
	Capias	CA	77	▼	-2.5%	-2
	Show Cause	SC	37	▼	-7.5%	-3
	<b>Total</b>			<b>1,345</b>	<b>▲</b>	<b>20.6%</b>
<b>Traffic</b>	Infraction	I	3,828	▲	+42.2%	+1,136
	Misdemeanor	M	1,329	▲	+28.8%	+297
	Show Cause	SC	34	▼	-2.9%	-1
	Felony	F	20	▲	+5.3%	+1
	Capias	CA	19	▼	-42.4%	-14
	Civil Violation	CV	6	▼	-33.3%	-3
<b>Total</b>			<b>5,236</b>	<b>▲</b>	<b>37.1%</b>	<b>+1,416</b>
<b>Civil</b>	Warrant in Debt	WD	1,069	▲	+46.8%	+341
	Garnishment	GA	582	▼	-3.6%	-22
	Unlawful Detainer	UD	369	▼	-0.8%	-3
	Detinue	DT	108	▲	+24.1%	+21
	Other	OT	96	▼	-18.6%	-22
	Protective Order	PO	62	▼	-13.9%	-10
	Preliminary Protective Order	PP	56	▼	-9.7%	-6
	Admin License	AL	35	▼	-14.6%	-6
	Bond Forfeiture	BF	35	▼	-12.5%	-5
	Overweight	OC	6	▲	+100.0%	+3
	Tenants Assertion	TA	6	▲	+100.0%	+3
	Abstract	AJ	5	▼	-28.6%	-2
	Interrogatory	IN	5	▼	-58.3%	-7
	Impoundment	IM	3	▼	-70.0%	-7
	Show Cause	SC	3	▲	+200.0%	+2
	Petition-Restore Arms	PR	1	↔		-
	Counter Claim	CC	0	▼	-100.0%	-2
	Distress Seizure	DS	0	▼	-100.0%	-1
	Motion for Judgment	MJ	0	▼	-100.0%	-1
	Petition to Require Blood Test	BT	0	▼	-100.0%	-1
Third Party Claim	TH	0	▼	-100.0%	-1	
<b>Total</b>			<b>2,441</b>	<b>▲</b>	<b>12.6%</b>	<b>+274</b>
<b>Civil Commitments</b>	Temporary Detention Order	TD	111	▲	+20.7%	+19
	Emergency Custody Order	EC	70	▲	+18.6%	+11
	Mental Commitment	MC	30	↔		-
<b>Total</b>			<b>211</b>	<b>▲</b>	<b>16.6%</b>	<b>+30</b>
<b>GRAND TOTAL</b>			<b>9,233</b>	<b>▲</b>	<b>26.8%</b>	<b>+1,950</b>

**Dispositions by Major Case Category\*\***

Category	Summary	Change	% Change	Absolute Change
Felony	419	▲	+49.1%	+138
Garnishment	587	▼	-4.7%	-29
General Civil	1,182	▼	+43.6%	+359
Infraction/Civil Violation	3,941	▲	+44.0%	+1,204
Landlord /Tenant	375	▲		0

\* Compared to same time period as previous year  
 10/15/2024 1:33:13PM

\*\* Case Type Categories are defined in the 2017 Virginia Judicial Workload Assessment  
 Source: SCV-SQL-Information

**CPSS - GCMS CASELOAD STATISTICS OF THE GENERAL DISTRICT COURTS**

January 2024 thru September 2024 Dispositions (Compared to January 2023 thru September 2023)

Misdemeanor	2,060	▲	+18.9%	+327
Other	551	▼	-5.7%	-33
Protective Orders	118	▼	-11.9%	-16
<b>GRAND TOTAL</b>	<b>9,233</b>	▲	26.8%	+1,950

\* Compared to same time period as previous year  
10/15/2024 1:33:13PM

\*\* Case Type Categories are defined in the 2017 Virginia Judicial Workload Assessment  
Source: SCV-SQL-Information

**CPSS - GCMS CASELOAD STATISTICS OF THE GENERAL DISTRICT COURTS**

January 2024 thru September 2024 Dispositions (Compared to January 2023 thru September 2023)

**Martinsville**

District: 21 FIPS: 690

2024 Overall GRAND TOTAL		Distribution of Caseload			Change*		Percentage (%) of Caseload			
<b>3,528</b>	-807 -18.6%	<b>Criminal</b>	561	16%	-19.3%	▼	-134	<b>Criminal</b>	2023 16.0%	2024 15.9%
		<b>Traffic</b>	1,783	51%	-29.1%	▼	-733	<b>Traffic</b>	58.0%	50.5%
2024		<b>Civil</b>	1,012	29%	8.7%	▲	+81	<b>Civil</b>	21.5%	28.7%
2023		<b>Civil Commitments</b>	172	5%	-10.9%	▼	-21	<b>Civil Commitments</b>	4.5%	4.9%
		<b>GRAND TOTAL</b>	<b>3,528</b>	100%	-18.6%	▼	-807	<b>GRAND TOTAL</b>	100%	100%

**Dispositions by Division & Code**

Division	Case Type Description	Code	Summary	Change	% Change	Absolute Change
<b>Criminal</b>	Misdemeanor	M	316	▼	-19.6%	-77
	Felony	F	155	▼	-29.9%	-66
	Capias	CA	44	▲	+10.0%	+4
	Show Cause	SC	39	▲	+8.3%	+3
	Civil Violation	CV	7	▲	+40.0%	+2
	<b>Total</b>			<b>561</b>	▼	<b>-19.3%</b>
<b>Traffic</b>	Infraction	I	1,267	▼	-33.2%	-630
	Misdemeanor	M	451	▼	-20.6%	-117
	Show Cause	SC	28	↔	-	-
	Capias	CA	20	▲	+81.8%	+9
	Felony	F	10	▲	+25.0%	+2
	Civil Violation	CV	7	▲	+75.0%	+3
	<b>Total</b>			<b>1,783</b>	▼	<b>-29.1%</b>
<b>Civil</b>	Warrant in Debt	WD	340	▲	+71.7%	+142
	Unlawful Detainer	UD	311	▲	+15.6%	+42
	Garnishment	GA	228	▼	-31.5%	-105
	Other	OT	44	▲	+18.9%	+7
	Admin License	AL	29	▲	+11.5%	+3
	Bond Forfeiture	BF	17	▼	-22.7%	-5
	Preliminary Protective Order	PP	11	↔	-	-
	Protective Order	PO	11	▲	+22.2%	+2
	Impoundment	IM	8	▼	-20.0%	-2
	Interrogatory	IN	4	↔	-	-
	Abstract	AJ	3	▼	-25.0%	-1
	Detinue	DT	3	▼	-40.0%	-2
	Show Cause	SC	3	▲	+200.0%	+2
	Counter Claim	CC	0	▼	-100.0%	-1
	Tenants Assertion	TA	0	▼	-100.0%	-1
	<b>Total</b>			<b>1,012</b>	▲	<b>8.7%</b>
<b>Civil Commitments</b>	Emergency Custody Order	EC	69	▼	-26.6%	-25
	Temporary Detention Order	TD	55	▼	-3.5%	-2
	Mental Commitment	MC	47	▲	+11.9%	+5
	Other	OT	1	▲	-	+1
	<b>Total</b>			<b>172</b>	▼	<b>-10.9%</b>
<b>GRAND TOTAL</b>			<b>3,528</b>	▼	-18.6%	-807

**Dispositions by Major Case Category\*\***

Category	Summary	Change	% Change	Absolute Change
Felony	165	▼	-27.9%	-64
Garnishment	232	▼	-31.2%	-105
General Civil	346	▲	+68.8%	+141
Infraction/Civil Violation	1,281	▲	-32.8%	-625
Involuntary Civil Commitments	1	▲	-	+1
Landlord /Tenant	311	▼	+15.2%	+41
Misdemeanor	767	▼	-20.2%	-194
Other	403	▲	-1.0%	-4
Protective Orders	22	▲	+10.0%	+2

\* Compared to same time period as previous year  
10/15/2024 1:33:13PM

\*\* Case Type Categories are defined in the 2017 Virginia Judicial Workload Assessment  
Source: SCV-SQL-Information



**CPSS - GCMS CASELOAD STATISTICS OF THE GENERAL DISTRICT COURTS**

January 2024 thru September 2024 Dispositions (Compared to January 2023 thru September 2023)

---

<i><b>GRAND TOTAL</b></i>	<b>3,528</b>	▼	-18.6%	-807
---------------------------	--------------	---	--------	------

---

\* Compared to same time period as previous year  
10/15/2024 1:33:13PM

\*\* Case Type Categories are defined in the 2017 Virginia Judicial Workload Assessment  
Source: SCV-SQL-Information

**CPSS - GCMS CASELOAD STATISTICS OF THE GENERAL DISTRICT COURTS**

January 2024 thru September 2024 Dispositions (Compared to January 2023 thru September 2023)

2024 Overall GRAND TOTAL		Distribution of Caseload			Change*		Percentage (%) of Caseload		
<b>2,529</b>	+286 12.8%	<b>Criminal</b>	384	15%	3.5% ▲	+13	<b>Criminal</b>	2023 16.5%	2024 15.2%
2024		<b>Traffic</b>	1,776	70%	19.6% ▲	+291	<b>Traffic</b>	66.2%	70.2%
2023		<b>Civil</b>	352	14%	1.4% ▲	+5	<b>Civil</b>	15.5%	13.9%
		<b>Civil Commitments</b>	17	1%	-57.5% ▼	-23	<b>Civil Commitments</b>	1.8%	0.7%
		<b>GRAND TOTAL</b>	<b>2,529</b>	100%	12.8% ▲	+286	<b>GRAND TOTAL</b>	100%	100%

**Dispositions by Division & Code**

Division	Case Type Description	Code	Summary	Change	% Change	Absolute Change
<b>Criminal</b>	Misdemeanor	M	240	▲	+10.6%	+23
	Felony	F	103	▲	+15.7%	+14
	Capias	CA	21	▼	-19.2%	-5
	Civil Violation	CV	10	↔		-
	Show Cause	SC	10	▼	-65.5%	-19
	<b>Total</b>			<b>384</b>	<b>▲</b>	<b>3.5%</b>
<b>Traffic</b>	Infraction	I	1,419	▲	+25.4%	+287
	Misdemeanor	M	344	▲	+1.2%	+4
	Felony	F	10	▲	+66.7%	+4
	Capias	CA	2	▼	-60.0%	-3
	Show Cause	SC	1	▼	-50.0%	-1
	<b>Total</b>			<b>1,776</b>	<b>▲</b>	<b>19.6%</b>
<b>Civil</b>	Warrant in Debt	WD	164	▲	+16.3%	+23
	Garnishment	GA	73	▼	-7.6%	-6
	Other	OT	28	▲	+100.0%	+14
	Unlawful Detainer	UD	23	▼	-47.7%	-21
	Preliminary Protective Order	PP	21	▲	+61.5%	+8
	Protective Order	PO	14	▲	+55.6%	+5
	Admin License	AL	11	▲	+83.3%	+5
	Detinue	DT	5	▲	+150.0%	+3
	Bond Forfeiture	BF	4	▼	-73.3%	-11
	Abstract	AJ	3	▲	-	+3
	Counter Claim	CC	2	▲	-	+2
	Impoundment	IM	2	▲	-	+2
	Overweight	OC	1	▼	-93.8%	-15
	Petition-Restore Arms	PR	1	▲	-	+1
	Capias	CA	0	▼	-100.0%	-2
	Interrogatory	IN	0	▼	-100.0%	-2
	Motion for Judgment	MJ	0	▼	-100.0%	-1
	Show Cause	SC	0	▼	-100.0%	-3
<b>Total</b>			<b>352</b>	<b>▲</b>	<b>1.4%</b>	<b>+5</b>
<b>Civil Commitments</b>	Temporary Detention Order	TD	15	▼	-48.3%	-14
	Emergency Custody Order	EC	2	▼	-81.8%	-9
	<b>Total</b>			<b>17</b>	<b>▼</b>	<b>-57.5%</b>
<b>GRAND TOTAL</b>			<b>2,529</b>	<b>▲</b>	<b>12.8%</b>	<b>+286</b>

**Dispositions by Major Case Category\*\***

Category	Summary	Change	% Change	Absolute Change
Felony	113	▲	+18.9%	+18
Garnishment	73	▼	-9.9%	-8
General Civil	171	▲	+18.8%	+27
Infraction/Civil Violation	1,430	▼	+23.5%	+272
Landlord /Tenant	23	▼	-47.7%	-21
Misdemeanor	584	▲	+4.8%	+27
Other	100	▲	-29.6%	-42
Protective Orders	35	▲	+59.1%	+13
<b>GRAND TOTAL</b>	<b>2,529</b>	<b>▲</b>	<b>12.8%</b>	<b>+286</b>

\* Compared to same time period as previous year

\*\* Case Type Categories are defined in the 2017 Virginia Judicial Workload Assessment



**CPSS - GCMS CASELOAD STATISTICS OF THE GENERAL DISTRICT COURTS**

January 2024 thru September 2024 Dispositions (Compared to January 2023 thru September 2023)

2024 Overall GRAND TOTAL		Distribution of Caseload			Change*		Percentage (%) of Caseload		
<b>11,529</b>	+445 4.0%	<b>Criminal</b>	3,137	27%	2.6% ▲	+79	<b>Criminal</b>	2023 27.6%	2024 27.2%
2024	↑	<b>Traffic</b>	3,833	33%	14.9% ▲	+498	<b>Traffic</b>	30.1%	33.2%
2023		<b>Civil</b>	3,648	32%	-5.2% ▼	-201	<b>Civil</b>	34.7%	31.6%
		<b>Civil Commitments</b>	911	8%	8.2% ▲	+69	<b>Civil Commitments</b>	7.6%	7.9%
		<b>GRAND TOTAL</b>	<b>11,529</b>	100%	4.0% ▲	+445	<b>GRAND TOTAL</b>	100%	100%

**Dispositions by Division & Code**

Division	Case Type Description	Code	Summary	Change	% Change	Absolute Change
<b>Criminal</b>	Misdemeanor	M	1,950	▲	+3.7%	+70
	Felony	F	734	▲	+0.5%	+4
	Capias	CA	329	▲	+6.5%	+20
	Show Cause	SC	63	▼	-18.2%	-14
	Civil Violation	CV	57	▲	+16.3%	+8
	Motion	MO	2	▲	+100.0%	+1
	Restricted Operators License	RL	2	▼	-83.3%	-10
	<b>Total</b>			<b>3,137</b>	▲	<b>2.6%</b>
<b>Traffic</b>	Infraction	I	2,738	▲	+18.4%	+425
	Misdemeanor	M	1,022	▲	+11.1%	+102
	Capias	CA	48	▼	-21.3%	-13
	Felony	F	20	▼	-20.0%	-5
	Civil Violation	CV	2	▲	-	+2
	Restricted Operators License	RL	2	▼	-75.0%	-6
	Other	O	1	▲	-	+1
	Show Cause	SC	0	▼	-100.0%	-8
<b>Total</b>			<b>3,833</b>	▲	<b>14.9%</b>	<b>+498</b>
<b>Civil</b>	Warrant in Debt	WD	1,268	▲	+28.5%	+281
	Unlawful Detainer	UD	864	▼	-16.1%	-166
	Garnishment	GA	696	▼	-12.5%	-99
	Detinue	DT	305	▼	-43.6%	-236
	Other	OT	242	▼	-3.2%	-8
	Protective Order	PO	99	▲	+45.6%	+31
	Preliminary Protective Order	PP	91	▲	+30.0%	+21
	Admin License	AL	42	▲	+5.0%	+2
	Bond Forfeiture	BF	18	▼	-25.0%	-6
	Impoundment	IM	7	▲	+75.0%	+3
	Tenants Assertion	TA	7	▲	+16.7%	+1
	Abstract	AJ	3	▼	-76.9%	-10
	Interrogatory	IN	2	▼	-66.7%	-4
	Motion for Judgment	MJ	2	↔	-	-
	Counter Claim	CC	1	▼	-66.7%	-2
	Petition-Restore Arms	PR	1	▼	-80.0%	-4
	Mechanic's Lien	ML	0	▼	-100.0%	-1
Show Cause	SC	0	▼	-100.0%	-4	
<b>Total</b>			<b>3,648</b>	▼	<b>-5.2%</b>	<b>-201</b>
<b>Civil Commitments</b>	Mental Commitment	MC	430	▲	+12.6%	+48
	Temporary Detention Order	TD	200	▲	+15.6%	+27
	Other	OT	186	▲	+21.6%	+33
	Emergency Custody Order	EC	87	▼	-28.7%	-35
	Petition	PT	7	▼	-12.5%	-1
	Medical Emergency Temporary Detention Order	MT	1	▼	-66.7%	-2
	Medical Emergency Custody Order	ME	0	▼	-100.0%	-1
<b>Total</b>			<b>911</b>	▲	<b>8.2%</b>	<b>+69</b>
<b>GRAND TOTAL</b>			<b>11,529</b>	▲	4.0%	+445

\* Compared to same time period as previous year  
10/15/2024 1:33:13PM

\*\* Case Type Categories are defined in the 2017 Virginia Judicial Workload Assessment  
Source: SCV-SQL-Information

**Dispositions by Major Case Category\*\***

Category	Summary	Change	% Change	Absolute Change
Felony	754	▼	-0.1%	-1
Garnishment	698	▼	-12.9%	-103
General Civil	1,581	▼	+2.5%	+38
Infraction/Civil Violation	2,798	▲	+18.5%	+436
Involuntary Civil Commitments	193	▲	+19.9%	+32
Landlord /Tenant	871	▲	-15.9%	-165
Misdemeanor	2,976	▼	+5.5%	+156
Other	1,468	▼		0
Protective Orders	190	▲	+37.7%	+52
<b>GRAND TOTAL</b>	<b>11,529</b>	▲	4.0%	+445

\* Compared to same time period as previous year  
 10/15/2024 1:33:13PM

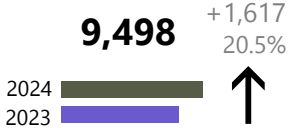
\*\* Case Type Categories are defined in the 2017 Virginia Judicial Workload Assessment  
 Source: SCV-SQL-Information

**CPSS - GCMS CASELOAD STATISTICS OF THE GENERAL DISTRICT COURTS**

January 2024 thru September 2024 Dispositions (Compared to January 2023 thru September 2023)

**Franklin County**

District: 22 FIPS: 067

2024 Overall GRAND TOTAL		Distribution of Caseload			Change*		Percentage (%) of Caseload		
<b>9,498</b>	+1,617 20.5%	<b>Criminal</b>	1,626	17%	19.0% ▲	+260	<b>Criminal</b>	2023 17.3%	2024 17.1%
		<b>Traffic</b>	5,708	60%	21.6% ▲	+1,014	<b>Traffic</b>	59.6%	60.1%
		<b>Civil</b>	2,012	21%	21.9% ▲	+361	<b>Civil</b>	20.9%	21.2%
		<b>Civil Commitments</b>	152	2%	-10.6% ▼	-18	<b>Civil Commitments</b>	2.2%	1.6%
		<b>GRAND TOTAL</b>	<b>9,498</b>	100%	20.5% ▲	+1,617	<b>GRAND TOTAL</b>	100%	100%

**Dispositions by Division & Code**

Division	Case Type Description	Code	Summary	Change	% Change	Absolute Change
<b>Criminal</b>	Misdemeanor	M	1,066	▲	+27.7%	+231
	Felony	F	336	▲	+7.7%	+24
	Capias	CA	130	▲	+6.6%	+8
	Civil Violation	CV	52	▲	+18.2%	+8
	Show Cause	SC	42	▼	-20.8%	-11
	<b>Total</b>			<b>1,626</b>	<b>▲</b>	<b>19.0%</b>
<b>Traffic</b>	Infraction	I	4,762	▲	+22.3%	+867
	Misdemeanor	M	876	▲	+21.0%	+152
	Capias	CA	52	▲	+8.3%	+4
	Felony	F	13	▼	-43.5%	-10
	Civil Violation	CV	3	▼	-25.0%	-1
	Show Cause	SC	2	▲	-	+2
<b>Total</b>			<b>5,708</b>	<b>▲</b>	<b>21.6%</b>	<b>+1,014</b>
<b>Civil</b>	Warrant in Debt	WD	968	▲	+48.9%	+318
	Garnishment	GA	493	▲	+3.4%	+16
	Unlawful Detainer	UD	160	▼	-26.9%	-59
	Other	OT	109	▼	+34.6%	+28
	Detinue	DT	53	▲	+3.9%	+2
	Preliminary Protective Order	PP	52	▲	+100.0%	+26
	Admin License	AL	50	▲	+4.2%	+2
	Interrogatory	IN	35	▲	+25.0%	+7
	Bond Forfeiture	BF	21	▲	+10.5%	+2
	Show Cause	SC	21	▲	+90.9%	+10
	Impoundment	IM	20	▲	+42.9%	+6
	Abstract	AJ	12	▲	+200.0%	+8
	Protective Order	PO	8	▼	-11.1%	-1
	Counter Claim	CC	3	▼	-40.0%	-2
	Petition-Restore Arms	PR	3	▲	+50.0%	+1
	Overweight	OC	2	▲	-	+2
	Motion for Judgment	MJ	1	▲	-	+1
Tenants Assertion	TA	1	▼	-85.7%	-6	
<b>Total</b>			<b>2,012</b>	<b>▲</b>	<b>21.9%</b>	<b>+361</b>
<b>Civil Commitments</b>	Temporary Detention Order	TD	89	▲	+3.5%	+3
	Emergency Custody Order	EC	58	▼	-15.9%	-11
	Mental Commitment	MC	4	▼	-71.4%	-10
	Medical Emergency Temporary Detention Order	MT	1	▲	-	+1
	Petition	PT	0	▼	-100.0%	-1
<b>Total</b>			<b>152</b>	<b>▼</b>	<b>-10.6%</b>	<b>-18</b>
<b>GRAND TOTAL</b>			<b>9,498</b>	<b>▲</b>	<b>20.5%</b>	<b>+1,617</b>

**Dispositions by Major Case Category\*\***

Category	Summary	Change	% Change	Absolute Change
Felony	349	▼	+4.2%	+14
Garnishment	528	▲	+4.6%	+23
General Civil	1,027	▲	+45.1%	+319
Infraction/Civil Violation	4,819	▲	+22.2%	+876
Involuntary Civil Commitments	0	▼	-100.0%	-1
Landlord /Tenant	161	▼	-28.8%	-65

\* Compared to same time period as previous year

\*\* Case Type Categories are defined in the 2017 Virginia Judicial Workload Assessment

**CPSS - GCMS CASELOAD STATISTICS OF THE GENERAL DISTRICT COURTS**

January 2024 thru September 2024 Dispositions (Compared to January 2023 thru September 2023)

**Franklin County**

District: 22 FIPS: 067

Misdemeanor	1,942	▲	+24.6%	+383
Other	612	▲	+7.6%	+43
Protective Orders	60	▲	+71.4%	+25
<b>GRAND TOTAL</b>	<b>9,498</b>	▲	20.5%	+1,617

\* Compared to same time period as previous year  
10/15/2024 1:33:13PM

\*\* Case Type Categories are defined in the 2017 Virginia Judicial Workload Assessment  
Source: SCV-SQL-Information

**CPSS - GCMS CASELOAD STATISTICS OF THE GENERAL DISTRICT COURTS**

January 2024 thru September 2024 Dispositions (Compared to January 2023 thru September 2023)

2024 Overall GRAND TOTAL		Distribution of Caseload			Change*		Percentage (%) of Caseload		
<b>8,914</b>	+1,258 16.4%	<b>Criminal</b>	760	9%	10.1% ▲	+70	<b>Criminal</b>	2023 9.0%	2024 8.5%
2024		<b>Traffic</b>	5,893	66%	22.2% ▲	+1,069	<b>Traffic</b>	63.0%	66.1%
2023		<b>Civil</b>	2,102	24%	5.2% ▲	+103	<b>Civil</b>	26.1%	23.6%
		<b>Civil Commitments</b>	159	2%	11.2% ▲	+16	<b>Civil Commitments</b>	1.9%	1.8%
		<b>GRAND TOTAL</b>	<b>8,914</b>	100%	16.4% ▲	+1,258	<b>GRAND TOTAL</b>	100%	100%

**Dispositions by Division & Code**

Division	Case Type Description	Code	Summary	Change	% Change	Absolute Change
<b>Criminal</b>	Misdemeanor	M	509	▲	+16.2%	+71
	Felony	F	152	↔		-
	Capias	CA	58	▲	+16.0%	+8
	Show Cause	SC	23	↔		-
	Civil Violation	CV	18	▼	-33.3%	-9
	<b>Total</b>			<b>760</b>	<b>▲</b>	<b>10.1%</b>
<b>Traffic</b>	Infraction	I	4,908	▲	+20.1%	+821
	Misdemeanor	M	956	▲	+37.0%	+258
	Capias	CA	15	▼	-40.0%	-10
	Felony	F	11	▲	+10.0%	+1
	Show Cause	SC	2	▼	-50.0%	-2
	Civil Violation	CV	1	▲	-	+1
	<b>Total</b>			<b>5,893</b>	<b>▲</b>	<b>22.2%</b>
<b>Civil</b>	Warrant in Debt	WD	1,101	▲	+14.8%	+142
	Garnishment	GA	575	▲	+4.2%	+23
	Unlawful Detainer	UD	200	▼	-20.9%	-53
	Other	OT	91	▲	-2.2%	-2
	Preliminary Protective Order	PP	29	↔		-
	Abstract	AJ	21	▼	-30.0%	-9
	Admin License	AL	13	▼	-23.5%	-4
	Detinue	DT	13	▲	+44.4%	+4
	Interrogatory	IN	12	↔		-
	Bond Forfeiture	BF	10	▲	+42.9%	+3
	Impoundment	IM	10	▲	+150.0%	+6
	Protective Order	PO	9	▼	-43.8%	-7
	Show Cause	SC	9	▲	+125.0%	+5
	Counter Claim	CC	3	▲	+200.0%	+2
	Tenants Assertion	TA	3	↔		-
	Motion for Judgment	MJ	1	▼	-50.0%	-1
	Overweight	OC	1	▼	-50.0%	-1
	Third Party Claim	TH	1	▲	-	+1
Petition-Restore Arms	PR	0	▼	-100.0%	-6	
<b>Total</b>			<b>2,102</b>	<b>▲</b>	<b>5.2%</b>	<b>+103</b>
<b>Civil Commitments</b>	Temporary Detention Order	TD	100	▲	+38.9%	+28
	Emergency Custody Order	EC	55	▼	-17.9%	-12
	Mental Commitment	MC	2	↔		-
	Other	OT	1	↔		-
	Petition	PT	1	▲	-	+1
	Medical Emergency Temporary Detention Order	MT	0	▼	-100.0%	-1
<b>Total</b>			<b>159</b>	<b>▲</b>	<b>11.2%</b>	<b>+16</b>
<b>GRAND TOTAL</b>			<b>8,914</b>	<b>▲</b>	<b>16.4%</b>	<b>+1,258</b>

**Dispositions by Major Case Category\*\***

Category	Summary	Change	% Change	Absolute Change
Felony	163	▲	+0.6%	+1
Garnishment	587	▲	+4.1%	+23
General Civil	1,122	▼	+14.4%	+141
Infraction/Civil Violation	4,928	▲	+19.7%	+812

\* Compared to same time period as previous year  
10/15/2024 1:33:13PM

\*\* Case Type Categories are defined in the 2017 Virginia Judicial Workload Assessment  
Source: SCV-SQL-Information



**CPSS - GCMS CASELOAD STATISTICS OF THE GENERAL DISTRICT COURTS**

January 2024 thru September 2024 Dispositions (Compared to January 2023 thru September 2023)

Involuntary Civil Commitments	2	▲	+100.0%	+1
Landlord /Tenant	203	▼	-20.7%	-53
Misdemeanor	1,465	▲	+29.0%	+329
Other	406	▲	+2.8%	+11
Protective Orders	38	▼	-15.6%	-7
<b>GRAND TOTAL</b>	<b>8,914</b>	▲	16.4%	+1,258

\* Compared to same time period as previous year  
10/15/2024 1:33:13PM

\*\* Case Type Categories are defined in the 2017 Virginia Judicial Workload Assessment  
Source: SCV-SQL-Information

**CPSS - GCMS CASELOAD STATISTICS OF THE GENERAL DISTRICT COURTS**

**Roanoke**

January 2024 thru September 2024 Dispositions (Compared to January 2023 thru September 2023)

District: 23 FIPS: 770

2024 Overall GRAND TOTAL		Distribution of Caseload			Change*		Percentage (%) of Caseload		
<b>24,780</b>	+498 2.1%	<b>Criminal</b>	3,622	15%	-0.7% ▼	-26	<b>Criminal</b>	2023 15.0%	2024 14.6%
2024		<b>Traffic</b>	11,905	48%	5.6% ▲	+627	<b>Traffic</b>	46.4%	48.0%
2023		<b>Civil</b>	8,208	33%	-0.8% ▼	-65	<b>Civil</b>	34.1%	33.1%
		<b>Civil Commitments</b>	1,045	4%	-3.5% ▼	-38	<b>Civil Commitments</b>	4.5%	4.2%
		<b>GRAND TOTAL</b>	<b>24,780</b>	100%	2.1% ▲	+498	<b>GRAND TOTAL</b>	100%	100%

**Dispositions by Division & Code**

Division	Case Type Description	Code	Summary	Change	% Change	Absolute Change
<b>Criminal</b>	Misdemeanor	M	2,534	▲	+2.6%	+65
	Felony	F	892	▼	-6.8%	-65
	Capias	CA	91	▼	-3.2%	-3
	Show Cause	SC	83	▼	-6.7%	-6
	Civil Violation	CV	19	▼	-38.7%	-12
	Motion	MO	2	▼	-71.4%	-5
	Restricted Operators License	RL	1	↔		-
	<b>Total</b>			<b>3,622</b>	▼	<b>-0.7%</b>
<b>Traffic</b>	Infraction	I	8,910	▲	+4.0%	+343
	Misdemeanor	M	2,786	▲	+13.0%	+320
	Felony	F	91	▼	-6.2%	-6
	Show Cause	SC	51	▼	-21.5%	-14
	Civil Violation	CV	28	▼	-17.6%	-6
	Capias	CA	18	▲	+38.5%	+5
	Motion	MO	14	▲	+16.7%	+2
	Restricted Operators License	RL	6	▼	-72.7%	-16
	Other	O	1	▼	-50.0%	-1
<b>Total</b>			<b>11,905</b>	▲	<b>5.6%</b>	<b>+627</b>
<b>Civil</b>	Warrant in Debt	WD	2,742	▲	+6.2%	+160
	Unlawful Detainer	UD	2,082	▲	+5.6%	+110
	Garnishment	GA	1,763	▼	-10.4%	-204
	Other	OT	366	▼	-17.6%	-78
	Detinue	DT	289	▼	-27.0%	-107
	Preliminary Protective Order	PP	247	▼	-9.2%	-25
	Protective Order	PO	229	▲	+38.0%	+63
	Interrogatory	IN	160	▲	+44.1%	+49
	Show Cause	SC	105	▲	+1.0%	+1
	Admin License	AL	65	▲	+20.4%	+11
	Bond Forfeiture	BF	52	▼	-32.5%	-25
	Tenants Assertion	TA	36	▼	-2.7%	-1
	Abstract	AJ	34	▼	-26.1%	-12
	Counter Claim	CC	16	▲	+100.0%	+8
	Impoundment	IM	9	▼	-55.0%	-11
	Capias	CA	5	▼	-61.5%	-8
	Motion for Judgment	MJ	4	▲	+33.3%	+1
Petition-Restore Arms	PR	4	▲	+300.0%	+3	
<b>Total</b>			<b>8,208</b>	▼	<b>-0.8%</b>	<b>-65</b>
<b>Civil Commitments</b>	Temporary Detention Order	TD	558	▲	+13.9%	+68
	Mental Commitment	MC	223	▼	-14.6%	-38
	Emergency Custody Order	EC	128	▼	-26.4%	-46
	Medical Emergency Temporary Detention Order	MT	97	▼	-17.1%	-20
	Other	OT	39	▼	-4.9%	-2
<b>Total</b>			<b>1,045</b>	▼	<b>-3.5%</b>	<b>-38</b>
<b>GRAND TOTAL</b>			<b>24,780</b>	▲	2.1%	+498

\* Compared to same time period as previous year  
10/15/2024 1:33:13PM

\*\* Case Type Categories are defined in the 2017 Virginia Judicial Workload Assessment  
Source: SCV-SQL-Information

**Dispositions by Major Case Category\*\***

Category	Summary	Change	% Change	Absolute Change
Felony	983	▼	-6.7%	-71
Garnishment	1,923	▲	-7.5%	-155
General Civil	3,065	▲	+1.9%	+58
Infraction/Civil Violation	8,958	▼	+3.8%	+324
Involuntary Civil Commitments	39	▼	-4.9%	-2
Landlord /Tenant	2,118	▲	+5.4%	+109
Misdemeanor	5,327	▼	+7.4%	+369
Other	1,891	▼	-8.3%	-172
Protective Orders	476	▲	+8.7%	+38
<b>GRAND TOTAL</b>	<b>24,780</b>	▲	2.1%	+498

\* Compared to same time period as previous year  
 10/15/2024 1:33:13PM

\*\* Case Type Categories are defined in the 2017 Virginia Judicial Workload Assessment  
 Source: SCV-SQL-Information

**CPSS - GCMS CASELOAD STATISTICS OF THE GENERAL DISTRICT COURTS**

January 2024 thru September 2024 Dispositions (Compared to January 2023 thru September 2023)

**Roanoke County**

District: 23 FIPS: 161

2024 Overall GRAND TOTAL		Distribution of Caseload			Change*		Percentage (%) of Caseload		
<b>20,222</b>	+3,028 17.6%	<b>Criminal</b>	2,229	11%	8.8% ▲	+180	<b>Criminal</b>	2023 11.9%	2024 11.0%
2024	↑	<b>Traffic</b>	13,858	69%	20.3% ▲	+2,343	<b>Traffic</b>	67.0%	68.5%
2023		<b>Civil</b>	3,285	16%	14.9% ▲	+426	<b>Civil</b>	16.6%	16.2%
		<b>Civil Commitments</b>	850	4%	10.2% ▲	+79	<b>Civil Commitments</b>	4.5%	4.2%
		<b>GRAND TOTAL</b>	<b>20,222</b>	100%	17.6% ▲	+3,028	<b>GRAND TOTAL</b>	100%	100%

**Dispositions by Division & Code**

Division	Case Type Description	Code	Summary	Change	% Change	Absolute Change
<b>Criminal</b>	Misdemeanor	M	1,478	▲	+12.6%	+165
	Felony	F	527	▼	-2.2%	-12
	Capias	CA	135	▲	+22.7%	+25
	Show Cause	SC	68	▲	+17.2%	+10
	Civil Violation	CV	21	▼	-27.6%	-8
	<b>Total</b>			<b>2,229</b>	<b>▲</b>	<b>8.8%</b>
<b>Traffic</b>	Infraction	I	10,517	▲	+20.2%	+1,765
	Misdemeanor	M	3,089	▲	+22.4%	+565
	Capias	CA	87	▲	+33.8%	+22
	Show Cause	SC	84	▼	-8.7%	-8
	Civil Violation	CV	42	▲	+35.5%	+11
	Felony	F	31	▼	-24.4%	-10
	Restricted Operators License	RL	8	▼	-20.0%	-2
	<b>Total</b>			<b>13,858</b>	<b>▲</b>	<b>20.3%</b>
<b>Civil</b>	Warrant in Debt	WD	1,411	▲	+34.1%	+359
	Garnishment	GA	721	▲	+9.7%	+64
	Unlawful Detainer	UD	558	▼	-0.2%	-1
	Other	OT	116	▲	+7.4%	+8
	Admin License	AL	90	▼	-15.1%	-16
	Preliminary Protective Order	PP	89	▲	+50.8%	+30
	Interrogatory	IN	68	▲	+25.9%	+14
	Protective Order	PO	65	▲	+16.1%	+9
	Bond Forfeiture	BF	45	▼	-31.8%	-21
	Show Cause	SC	43	▼	-4.4%	-2
	Abstract	AJ	29	▲	+45.0%	+9
	Impoundment	IM	19	▼	-56.8%	-25
	Detinue	DT	12	▲	+20.0%	+2
	Counter Claim	CC	7	▲	+75.0%	+3
	Tenants Assertion	TA	5	▼	-44.4%	-4
	Petition-Restore Arms	PR	3	↔		-
	Third Party Claim	TH	2	▲	-	+2
	Cross Claim	CR	1	▲	-	+1
	Motion for Judgment	MJ	1	▼	-66.7%	-2
	Capias	CA	0	▼	-100.0%	-2
	Overweight	OC	0	▼	-100.0%	-2
<b>Total</b>			<b>3,285</b>	<b>▲</b>	<b>14.9%</b>	<b>+426</b>
<b>Civil Commitments</b>	Mental Commitment	MC	483	▼	-1.8%	-9
	Temporary Detention Order	TD	185	▲	+49.2%	+61
	Other	OT	121	▲	+26.0%	+25
	Emergency Custody Order	EC	61	▲	+3.4%	+2
	<b>Total</b>			<b>850</b>	<b>▲</b>	<b>10.2%</b>
<b>GRAND TOTAL</b>			<b>20,222</b>	<b>▲</b>	<b>17.6%</b>	<b>+3,028</b>

**Dispositions by Major Case Category\*\***

Category	Summary	Change	% Change	Absolute Change
Felony	558	▼	-3.8%	-22
Garnishment	789	▲	+11.0%	+78
General Civil	1,442	▼	+33.0%	+358

\* Compared to same time period as previous year  
10/15/2024 1:33:13PM

\*\* Case Type Categories are defined in the 2017 Virginia Judicial Workload Assessment  
Source: SCV-SQL-Information

**CPSS - GCMS CASELOAD STATISTICS OF THE GENERAL DISTRICT COURTS**

January 2024 thru September 2024 Dispositions (Compared to January 2023 thru September 2023)

**Roanoke County**

District: 23 FIPS: 161

Infraction/Civil Violation	10,580	▼	+20.0%	+1,766
Involuntary Civil Commitments	121	▲	+26.0%	+25
Landlord /Tenant	563	▼	-0.9%	-5
Misdemeanor	4,575	▲	+18.9%	+728
Other	1,440	▲	+4.4%	+61
Protective Orders	154	▲	+33.9%	+39
<b>GRAND TOTAL</b>	<b>20,222</b>	▲	17.6%	+3,028

\* Compared to same time period as previous year  
10/15/2024 1:33:13PM

\*\* Case Type Categories are defined in the 2017 Virginia Judicial Workload Assessment  
Source: SCV-SQL-Information

**CPSS - GCMS CASELOAD STATISTICS OF THE GENERAL DISTRICT COURTS**

January 2024 thru September 2024 Dispositions (Compared to January 2023 thru September 2023)

2024 Overall GRAND TOTAL		Distribution of Caseload			Change*		Percentage (%) of Caseload		
<b>6,762</b>	+646 10.6%	<b>Criminal</b>	1,227	18%	20.1% ▲	+205	<b>Criminal</b>	2023 16.7%	2024 18.1%
2024		<b>Traffic</b>	3,506	52%	8.5% ▲	+274	<b>Traffic</b>	52.8%	51.8%
2023		<b>Civil</b>	1,423	21%	14.8% ▲	+183	<b>Civil</b>	20.3%	21.0%
		<b>Civil Commitments</b>	606	9%	-2.6% ▼	-16	<b>Civil Commitments</b>	10.2%	9.0%
		<b>GRAND TOTAL</b>	<b>6,762</b>	100%	10.6% ▲	+646	<b>GRAND TOTAL</b>	100%	100%

**Dispositions by Division & Code**

Division	Case Type Description	Code	Summary	Change	% Change	Absolute Change
<b>Criminal</b>	Misdemeanor	M	830	▲	+26.5%	+174
	Felony	F	253	▲	+12.9%	+29
	Capias	CA	67	▲	+8.1%	+5
	Show Cause	SC	48	▼	-14.3%	-8
	Civil Violation	CV	29	▲	+20.8%	+5
	<b>Total</b>			<b>1,227</b>	<b>▲</b>	<b>20.1%</b>
<b>Traffic</b>	Infraction	I	2,746	▲	+4.2%	+110
	Misdemeanor	M	702	▲	+31.5%	+168
	Show Cause	SC	29	▼	-19.4%	-7
	Capias	CA	15	▲	+25.0%	+3
	Felony	F	14	▲	+40.0%	+4
	Civil Violation	CV	0	▼	-100.0%	-1
	Restricted Operators License	RL	0	▼	-100.0%	-3
	<b>Total</b>			<b>3,506</b>	<b>▲</b>	<b>8.5%</b>
<b>Civil</b>	Warrant in Debt	WD	564	▲	+52.4%	+194
	Unlawful Detainer	UD	309	▼	-14.6%	-53
	Garnishment	GA	243	▲	+1.7%	+4
	Other	OT	67	▼	-2.9%	-2
	Admin License	AL	61	▲	+56.4%	+22
	Detinue	DT	52	▼	-14.8%	-9
	Preliminary Protective Order	PP	27	▲	+12.5%	+3
	Interrogatory	IN	25	▲	+78.6%	+11
	Show Cause	SC	20	▲	+81.8%	+9
	Protective Order	PO	18	▼	-14.3%	-3
	Impoundment	IM	16	▲	+166.7%	+10
	Abstract	AJ	10	▼	-23.1%	-3
	Bond Forfeiture	BF	6	▲	+50.0%	+2
	Petition-Restore Arms	PR	2	↔		-
	Tenants Assertion	TA	2	▼	-50.0%	-2
	Motion for Judgment	MJ	1	▲	-	+1
Capias	CA	0	▼	-100.0%	-1	
<b>Total</b>			<b>1,423</b>	<b>▲</b>	<b>14.8%</b>	<b>+183</b>
<b>Civil Commitments</b>	Mental Commitment	MC	382	▲	+2.1%	+8
	Temporary Detention Order	TD	150	▼	-12.8%	-22
	Emergency Custody Order	EC	36	↔		-
	Other	OT	25	▲	+8.7%	+2
	Medical Emergency Temporary Detention Order	MT	13	▼	-23.5%	-4
<b>Total</b>			<b>606</b>	<b>▼</b>	<b>-2.6%</b>	<b>-16</b>
<b>GRAND TOTAL</b>			<b>6,762</b>	<b>▲</b>	<b>10.6%</b>	<b>+646</b>

**Dispositions by Major Case Category\*\***

Category	Summary	Change	% Change	Absolute Change
Felony	267	▲	+14.1%	+33
Garnishment	268	▲	+5.9%	+15
General Civil	625	▲	+42.4%	+186
Infraction/Civil Violation	2,775	▼	+4.3%	+114
Involuntary Civil Commitments	25	▲	+8.7%	+2
Landlord /Tenant	311	▼	-15.0%	-55

\* Compared to same time period as previous year

\*\* Case Type Categories are defined in the 2017 Virginia Judicial Workload Assessment

**CPSS - GCMS CASELOAD STATISTICS OF THE GENERAL DISTRICT COURTS**

January 2024 thru September 2024 Dispositions (Compared to January 2023 thru September 2023)

**Salem**

District: 23 FIPS: 775

Misdemeanor	1,532	▼	+28.4%	+339
Other	914	▲	+1.3%	+12
Protective Orders	45	▼		0
<b>GRAND TOTAL</b>	<b>6,762</b>	▲	10.6%	+646

\* Compared to same time period as previous year  
10/15/2024 1:33:13PM

\*\* Case Type Categories are defined in the 2017 Virginia Judicial Workload Assessment  
Source: SCV-SQL-Information

**CPSS - GCMS CASELOAD STATISTICS OF THE GENERAL DISTRICT COURTS**

January 2024 thru September 2024 Dispositions (Compared to January 2023 thru September 2023)

2024 Overall GRAND TOTAL		Distribution of Caseload			Change*		Percentage (%) of Caseload			
<b>7,952</b>	+1,894 31.3%	<b>Criminal</b>	838	11%	-11.4%	▼	-108	<b>Criminal</b>	2023: 15.6%	2024: 10.5%
2024		<b>Traffic</b>	5,732	72%	54.8%	▲	+2,028	<b>Traffic</b>	61.1%	72.1%
2023		<b>Civil</b>	1,304	16%	-1.4%	▲	-18	<b>Civil</b>	21.8%	16.4%
		<b>Civil Commitments</b>	78	1%	-9.3%	▼	-8	<b>Civil Commitments</b>	1.4%	1.0%
		<b>GRAND TOTAL</b>	<b>7,952</b>	100%	31.3%	▲	+1,894	<b>GRAND TOTAL</b>	100%	100%

**Dispositions by Division & Code**

Division	Case Type Description	Code	Summary	Change	% Change	Absolute Change
<b>Criminal</b>	Misdemeanor	M	463	▼	-5.7%	-28
	Felony	F	195	▼	-21.1%	-52
	Show Cause	SC	101	▲	+12.2%	+11
	Capias	CA	70	▼	-28.6%	-28
	Civil Violation	CV	4	▼	-50.0%	-4
	Motion	MO	4	▼	-66.7%	-8
	Restricted Operators License	RL	1	▲	-	+1
	<b>Total</b>			<b>838</b>	▼	<b>-11.4%</b>
<b>Traffic</b>	Infraction	I	4,699	▲	+53.1%	+1,629
	Misdemeanor	M	934	▲	+76.6%	+405
	Show Cause	SC	38	▼	-11.6%	-5
	Capias	CA	37	▲	+5.7%	+2
	Felony	F	11	▲	+37.5%	+3
	Civil Violation	CV	7	▼	-30.0%	-3
	Motion	MO	5	▼	-37.5%	-3
	Restricted Operators License	RL	1	↔	-	-
<b>Total</b>			<b>5,732</b>	▲	<b>54.8%</b>	<b>+2,028</b>
<b>Civil</b>	Warrant in Debt	WD	585	▲	+51.9%	+200
	Garnishment	GA	318	▼	-15.4%	-58
	Unlawful Detainer	UD	142	▼	-42.5%	-105
	Other	OT	64	▼	-14.7%	-11
	Preliminary Protective Order	PP	36	▼	-18.2%	-8
	Interrogatory	IN	31	▲	+10.7%	+3
	Detinue	DT	30	▼	-6.3%	-2
	Protective Order	PO	28	▼	-3.4%	-1
	Admin License	AL	27	▼	-34.1%	-14
	Show Cause	SC	20	▲	+17.6%	+3
	Abstract	AJ	7	▼	-50.0%	-7
	Bond Forfeiture	BF	6	▼	-70.0%	-14
	Motion for Judgment	MJ	4	▲	+300.0%	+3
	Capias	CA	2	▼	-60.0%	-3
	Impoundment	IM	2	▼	-66.7%	-4
	Petition-Restore Arms	PR	1	↔	-	-
Tenants Assertion	TA	1	↔	-	-	
<b>Total</b>			<b>1,304</b>	▼	<b>-1.4%</b>	<b>-18</b>
<b>Civil Commitments</b>	Temporary Detention Order	TD	61	▼	-20.8%	-16
	Emergency Custody Order	EC	17	▲	+112.5%	+9
	Mental Commitment	MC	0	▼	-100.0%	-1
<b>Total</b>			<b>78</b>	▼	<b>-9.3%</b>	<b>-8</b>
<b>GRAND TOTAL</b>			<b>7,952</b>	▲	31.3%	+1,894

**Dispositions by Major Case Category\*\***

Category	Summary	Change	% Change	Absolute Change
Felony	206	▲	-19.2%	-49
Garnishment	349	▼	-13.6%	-55
General Civil	633	▲	+46.9%	+202
Infraction/Civil Violation	4,710	▼	+52.5%	+1,622
Landlord /Tenant	143	▼	-42.3%	-105

\* Compared to same time period as previous year  
10/15/2024 1:33:13PM

\*\* Case Type Categories are defined in the 2017 Virginia Judicial Workload Assessment  
Source: SCV-SQL-Information



**CPSS - GCMS CASELOAD STATISTICS OF THE GENERAL DISTRICT COURTS**

January 2024 thru September 2024 Dispositions (Compared to January 2023 thru September 2023)

Misdemeanor	1,399	▲	+37.0%	+378
Other	448	▼	-16.7%	-90
Protective Orders	64	▼	-12.3%	-9
<b>GRAND TOTAL</b>	<b>7,952</b>	▲	31.3%	+1,894

\* Compared to same time period as previous year  
10/15/2024 1:33:13PM

\*\* Case Type Categories are defined in the 2017 Virginia Judicial Workload Assessment  
Source: SCV-SQL-Information

**CPSS - GCMS CASELOAD STATISTICS OF THE GENERAL DISTRICT COURTS**

January 2024 thru September 2024 Dispositions (Compared to January 2023 thru September 2023)

2024 Overall GRAND TOTAL		Distribution of Caseload			Change*		Percentage (%) of Caseload		
<b>8,007</b>	+223 2.9%	<b>Criminal</b>	1,645	21%	0.6% ▲	+9	<b>Criminal</b>	2023 21.0%	2024 20.5%
2024	↑	<b>Traffic</b>	3,687	46%	-4.8% ▼	-185	<b>Traffic</b>	49.7%	46.0%
2023		<b>Civil</b>	2,530	32%	16.7% ▲	+362	<b>Civil</b>	27.9%	31.6%
		<b>Civil Commitments</b>	145	2%	34.3% ▲	+37	<b>Civil Commitments</b>	1.4%	1.8%
		<b>GRAND TOTAL</b>	<b>8,007</b>	100%	2.9% ▲	+223	<b>GRAND TOTAL</b>	100%	100%

**Dispositions by Division & Code**

Division	Case Type Description	Code	Summary	Change	% Change	Absolute Change
<b>Criminal</b>	Misdemeanor	M	908	▼	-0.7%	-6
	Felony	F	440	▲	+29.4%	+100
	Capias	CA	141	▲	+1.4%	+2
	Show Cause	SC	126	▼	-21.7%	-35
	Civil Violation	CV	30	▼	-63.4%	-52
	<b>Total</b>			<b>1,645</b>	▲	<b>0.6%</b>
<b>Traffic</b>	Infraction	I	2,680	▼	-6.7%	-191
	Misdemeanor	M	698	↔	-	-
	Show Cause	SC	149	▼	-1.3%	-2
	Capias	CA	139	▲	+6.1%	+8
	Felony	F	15	▼	-25.0%	-5
	Civil Violation	CV	5	▲	+400.0%	+4
	Restricted Operators License	RL	1	▲	-	+1
	<b>Total</b>			<b>3,687</b>	▼	<b>-4.8%</b>
<b>Civil</b>	Warrant in Debt	WD	1,255	▲	+40.1%	+359
	Garnishment	GA	588	▲	+24.8%	+117
	Unlawful Detainer	UD	187	▼	-16.9%	-38
	Other	OT	110	▼	-25.7%	-38
	Preliminary Protective Order	PP	105	▲	+9.4%	+9
	Protective Order	PO	79	▲	+3.9%	+3
	Impoundment	IM	52	▲	+44.4%	+16
	Interrogatory	IN	48	▼	-5.9%	-3
	Detinue	DT	40	▼	-28.6%	-16
	Admin License	AL	19	▼	-47.2%	-17
	Show Cause	SC	18	▼	-51.4%	-19
	Abstract	AJ	14	▼	-26.3%	-5
	Bond Forfeiture	BF	4	▲	+300.0%	+3
	Counter Claim	CC	4	▼	-42.9%	-3
	Tenants Assertion	TA	3	▼	-25.0%	-1
	Capias	CA	2	▼	-50.0%	-2
	Petition-Restore Arms	PR	2	▲	+100.0%	+1
	Overweight	OC	0	▼	-100.0%	-1
	Restricted Operators License	RL	0	▼	-100.0%	-1
	Third Party Claim	TH	0	▼	-100.0%	-2
<b>Total</b>			<b>2,530</b>	▲	<b>16.7%</b>	<b>+362</b>
<b>Civil Commitments</b>	Temporary Detention Order	TD	86	▲	+34.4%	+22
	Emergency Custody Order	EC	59	▲	+37.2%	+16
	Medical Emergency Temporary Detention Order	MT	0	▼	-100.0%	-1
	<b>Total</b>			<b>145</b>	▲	<b>34.3%</b>
<b>GRAND TOTAL</b>			<b>8,007</b>	▲	2.9%	+223

**Dispositions by Major Case Category\*\***

Category	Summary	Change	% Change	Absolute Change
Felony	455	▲	+26.4%	+95
Garnishment	636	▲	+21.8%	+114
General Civil	1,307	▲	+34.3%	+334
Infraction/Civil Violation	2,715	▲	-8.1%	-240
Landlord /Tenant	190	▼	-17.0%	-39

\* Compared to same time period as previous year  
10/15/2024 1:33:13PM

\*\* Case Type Categories are defined in the 2017 Virginia Judicial Workload Assessment  
Source: SCV-SQL-Information

**CPSS - GCMS CASELOAD STATISTICS OF THE GENERAL DISTRICT COURTS**

January 2024 thru September 2024 Dispositions (Compared to January 2023 thru September 2023)

District: 24 FIPS: 019

Misdemeanor	1,607	▲	-0.4%	-6
Other	913	▼	-4.9%	-47
Protective Orders	184	▲	+7.0%	+12
<b>GRAND TOTAL</b>	<b>8,007</b>	▲	2.9%	+223

\* Compared to same time period as previous year  
10/15/2024 1:33:13PM

\*\* Case Type Categories are defined in the 2017 Virginia Judicial Workload Assessment  
Source: SCV-SQL-Information

**CPSS - GCMS CASELOAD STATISTICS OF THE GENERAL DISTRICT COURTS**

January 2024 thru September 2024 Dispositions (Compared to January 2023 thru September 2023)

2024 Overall GRAND TOTAL		Distribution of Caseload			Change*		Percentage (%) of Caseload		
<b>8,678</b>	+981 12.7%	<b>Criminal</b>	1,177	14%	3.0% ▲	+34	<b>Criminal</b>	2023 14.8%	2024 13.6%
2024		<b>Traffic</b>	4,786	55%	28.0% ▲	+1,047	<b>Traffic</b>	48.6%	55.2%
2023		<b>Civil</b>	2,616	30%	-4.6% ▼	-126	<b>Civil</b>	35.6%	30.1%
		<b>Civil Commitments</b>	99	1%	35.6% ▲	+26	<b>Civil Commitments</b>	0.9%	1.1%
		<b>GRAND TOTAL</b>	<b>8,678</b>	100%	12.7% ▲	+981	<b>GRAND TOTAL</b>	100%	100%

**Dispositions by Division & Code**

Division	Case Type Description	Code	Summary	Change	% Change	Absolute Change
<b>Criminal</b>	Misdemeanor	M	632	▼	-1.7%	-11
	Felony	F	300	▲	+15.4%	+40
	Capias	CA	116	▲	+13.7%	+14
	Show Cause	SC	90	▼	-14.3%	-15
	Civil Violation	CV	25	▲	+108.3%	+13
	Restricted Operators License	RL	14	▼	-30.0%	-6
	Motion	MO	0	▼	-100.0%	-1
	<b>Total</b>			<b>1,177</b>	▲	<b>3.0%</b>
<b>Traffic</b>	Infraction	I	3,895	▲	+27.9%	+849
	Misdemeanor	M	739	▲	+24.8%	+147
	Show Cause	SC	61	▲	+60.5%	+23
	Capias	CA	53	▲	+39.5%	+15
	Felony	F	20	▲	+11.1%	+2
	Civil Violation	CV	10	▲	+900.0%	+9
	Restricted Operators License	RL	6	▲	+20.0%	+1
	Motion	MO	2	▲	+100.0%	+1
<b>Total</b>			<b>4,786</b>	▲	<b>28.0%</b>	<b>+1,047</b>
<b>Civil</b>	Warrant in Debt	WD	1,334	▼	-3.3%	-45
	Unlawful Detainer	UD	468	▼	-10.2%	-53
	Garnishment	GA	429	▲	+7.0%	+28
	Other	OT	100	▲	-19.4%	-24
	Preliminary Protective Order	PP	65	▼	-29.3%	-27
	Admin License	AL	36	▲	+24.1%	+7
	Protective Order	PO	33	▼	-37.7%	-20
	Detinue	DT	32	▼	-3.0%	-1
	Impoundment	IM	28	▲	+55.6%	+10
	Interrogatory	IN	26	▼	-21.2%	-7
	Bond Forfeiture	BF	19	▲	+26.7%	+4
	Show Cause	SC	18	▲	+12.5%	+2
	Abstract	AJ	14	▼	-12.5%	-2
	Counter Claim	CC	4	▲	+300.0%	+3
	Petition-Restore Arms	PR	3	▲	+50.0%	+1
	Tenants Assertion	TA	3	▼	-25.0%	-1
	Capias	CA	2	▲	+100.0%	+1
	Cross Claim	CR	1	▲	-	+1
	Third Party Claim	TH	1	↔	-	-
	Motion for Judgment	MJ	0	▼	-100.0%	-2
Overweight	OC	0	▼	-100.0%	-1	
<b>Total</b>			<b>2,616</b>	▼	<b>-4.6%</b>	<b>-126</b>
<b>Civil Commitments</b>	Temporary Detention Order	TD	60	▲	+81.8%	+27
	Emergency Custody Order	EC	38	▼	-5.0%	-2
	Medical Emergency Temporary Detention Order	MT	1	▲	-	+1
<b>Total</b>			<b>99</b>	▲	<b>35.6%</b>	<b>+26</b>
<b>GRAND TOTAL</b>			<b>8,678</b>	▲	12.7%	+981

\* Compared to same time period as previous year  
10/15/2024 1:33:13PM

\*\* Case Type Categories are defined in the 2017 Virginia Judicial Workload Assessment  
Source: SCV-SQL-Information

**CPSS - GCMS CASELOAD STATISTICS OF THE GENERAL DISTRICT COURTS**

January 2024 thru September 2024 Dispositions (Compared to January 2023 thru September 2023)

**Dispositions by Major Case Category\*\***

Category	Summary	Change	% Change	Absolute Change
Felony	320	▲	+15.1%	+42
Garnishment	455	▼	+4.8%	+21
General Civil	1,382	▼	-3.0%	-43
Infraction/Civil Violation	3,930	▲	+28.4%	+870
Landlord /Tenant	471	▼	-10.3%	-54
Misdemeanor	1,391	▲	+10.4%	+131
Other	631	▲	+10.7%	+61
Protective Orders	98	▼	-32.4%	-47
<b>GRAND TOTAL</b>	<b>8,678</b>	<b>▲</b>	<b>12.7%</b>	<b>+981</b>

\* Compared to same time period as previous year  
10/15/2024 1:33:13PM

\*\* Case Type Categories are defined in the 2017 Virginia Judicial Workload Assessment  
Source: SCV-SQL-Information

**CPSS - GCMS CASELOAD STATISTICS OF THE GENERAL DISTRICT COURTS**

January 2024 thru September 2024 Dispositions (Compared to January 2023 thru September 2023)

2024 Overall GRAND TOTAL		Distribution of Caseload			Change*		Percentage (%) of Caseload		
<b>16,900</b>	-817 -4.6%	<b>Criminal</b>	4,154	25%	-5.2% ▼	-227	<b>Criminal</b>	2023 24.7%	2024 24.6%
2024		<b>Traffic</b>	5,346	32%	-19.8% ▼	-1,320	<b>Traffic</b>	37.6%	31.6%
2023		<b>Civil</b>	6,612	39%	13.0% ▲	+760	<b>Civil</b>	33.0%	39.1%
		<b>Civil Commitments</b>	788	5%	-3.7% ▼	-30	<b>Civil Commitments</b>	4.6%	4.7%
		<b>GRAND TOTAL</b>	<b>16,900</b>	100%	-4.6% ▼	-817	<b>GRAND TOTAL</b>	100%	100%

**Dispositions by Division & Code**

Division	Case Type Description	Code	Summary	Change	% Change	Absolute Change
<b>Criminal</b>	Misdemeanor	M	2,211	▼	-3.8%	-87
	Felony	F	1,096	▼	-0.8%	-9
	Capias	CA	455	▼	-14.5%	-77
	Show Cause	SC	322	▼	-15.5%	-59
	Civil Violation	CV	39	▲	+11.4%	+4
	Motion	MO	31	▲	+3.3%	+1
	<b>Total</b>			<b>4,154</b>	▼	<b>-5.2%</b>
<b>Traffic</b>	Infraction	I	3,703	▼	-23.8%	-1,157
	Misdemeanor	M	1,408	▼	-10.1%	-159
	Capias	CA	99	▲	+16.5%	+14
	Show Cause	SC	89	▼	-15.2%	-16
	Felony	F	36	▲	+44.0%	+11
	Civil Violation	CV	4	▼	-33.3%	-2
	Restricted Operators License	RL	4	▼	-66.7%	-8
	Motion	MO	2	▼	-33.3%	-1
	Other	O	1	▼	-66.7%	-2
<b>Total</b>			<b>5,346</b>	▼	<b>-19.8%</b>	<b>-1,320</b>
<b>Civil</b>	Warrant in Debt	WD	2,609	▲	+31.3%	+622
	Unlawful Detainer	UD	1,325	▲	+1.8%	+23
	Garnishment	GA	1,067	▲	+9.5%	+93
	Detinue	DT	385	▲	+1.0%	+4
	Other	OT	314	▼	-11.3%	-40
	Preliminary Protective Order	PP	208	▲	+10.6%	+20
	Interrogatory	IN	139	▲	+13.9%	+17
	Protective Order	PO	130	▼	-2.3%	-3
	Bond Forfeiture	BF	105	▲	+26.5%	+22
	Impoundment	IM	89	▼	-23.9%	-28
	Show Cause	SC	68	▲	+19.3%	+11
	Admin License	AL	61	▼	-18.7%	-14
	Abstract	AJ	55	▲	+66.7%	+22
	Capias	CA	20	▲	+100.0%	+10
	Tenants Assertion	TA	13	▲	+30.0%	+3
	Motion for Judgment	MJ	10	↔		-
	Petition-Restore Arms	PR	6	▲	+20.0%	+1
	Counter Claim	CC	5	▼	-50.0%	-5
	Cross Claim	CR	1	▲		+1
	Distress Seizure	DS	1	▲		+1
Third Party Claim	TH	1	↔		-	
<b>Total</b>			<b>6,612</b>	▲	<b>13.0%</b>	<b>+760</b>
<b>Civil Commitments</b>	Mental Commitment	MC	348	▲	+21.3%	+61
	Temporary Detention Order	TD	244	▼	-19.5%	-59
	Emergency Custody Order	EC	186	▼	-14.3%	-31
	Petition	PT	5	▲	+400.0%	+4
	Medical Emergency Temporary Detention Order	MT	4	▼	-42.9%	-3
	Medical Emergency Custody Order	ME	1	▼	-66.7%	-2
<b>Total</b>			<b>788</b>	▼	<b>-3.7%</b>	<b>-30</b>
<b>GRAND TOTAL</b>			<b>16,900</b>	▼	-4.6%	-817

\* Compared to same time period as previous year  
10/15/2024 1:33:13PM

\*\* Case Type Categories are defined in the 2017 Virginia Judicial Workload Assessment  
Source: SCV-SQL-Information

**Dispositions by Major Case Category\*\***

Category	Summary	Change	% Change	Absolute Change
Felony	1,132	▲	+0.2%	+2
Garnishment	1,206	▲	+10.0%	+110
General Civil	3,037	▲	+25.0%	+608
Infraction/Civil Violation	3,747	▼	-23.6%	-1,157
Involuntary Civil Commitments	5	▲	+400.0%	+4
Landlord /Tenant	1,338	▲	+2.0%	+26
Misdemeanor	3,623	▼	-6.6%	-254
Other	2,474	▲	-6.5%	-173
Protective Orders	338	▲	+5.3%	+17
<b>GRAND TOTAL</b>	<b>16,900</b>	▼	-4.6%	-817

\* Compared to same time period as previous year  
 10/15/2024 1:33:13PM

\*\* Case Type Categories are defined in the 2017 Virginia Judicial Workload Assessment  
 Source: SCV-SQL-Information

**CPSS - GCMS CASELOAD STATISTICS OF THE GENERAL DISTRICT COURTS**

January 2024 thru September 2024 Dispositions (Compared to January 2023 thru September 2023)

2024 Overall GRAND TOTAL		Distribution of Caseload			Change*		Percentage (%) of Caseload		
<b>3,900</b>	+289 8.0%	<b>Criminal</b>	475	12%	12.0% ▲	+51	<b>Criminal</b>	2023 11.7%	2024 12.2%
2024	↑	<b>Traffic</b>	2,954	76%	8.8% ▲	+240	<b>Traffic</b>	75.2%	75.7%
2023		<b>Civil</b>	406	10%	-3.3% ▼	-14	<b>Civil</b>	11.6%	10.4%
		<b>Civil Commitments</b>	65	2%	22.6% ▲	+12	<b>Civil Commitments</b>	1.5%	1.7%
		<b>GRAND TOTAL</b>	<b>3,900</b>	100%	8.0% ▲	+289	<b>GRAND TOTAL</b>	100%	100%

**Dispositions by Division & Code**

Division	Case Type Description	Code	Summary	Change	% Change	Absolute Change
<b>Criminal</b>	Misdemeanor	M	289	▲	+7.8%	+21
	Felony	F	127	▲	+15.5%	+17
	Show Cause	SC	28	▲	+40.0%	+8
	Capias	CA	23	▲	+21.1%	+4
	Civil Violation	CV	8	▲	+14.3%	+1
	<b>Total</b>			<b>475</b>	<b>▲</b>	<b>12.0%</b>
<b>Traffic</b>	Infraction	I	2,497	▲	+14.1%	+309
	Misdemeanor	M	426	▼	-13.4%	-66
	Capias	CA	11	▼	-21.4%	-3
	Show Cause	SC	9	▼	-25.0%	-3
	Felony	F	7	▲	+40.0%	+2
	Civil Violation	CV	3	▲	+200.0%	+2
	Restricted Operators License	RL	1	▼	-50.0%	-1
	<b>Total</b>			<b>2,954</b>	<b>▲</b>	<b>8.8%</b>
<b>Civil</b>	Warrant in Debt	WD	194	▲	+16.9%	+28
	Garnishment	GA	93	▼	-7.9%	-8
	Other	OT	29	▼	-23.7%	-9
	Unlawful Detainer	UD	24	▲	+14.3%	+3
	Preliminary Protective Order	PP	21	▼	-34.4%	-11
	Protective Order	PO	17	▼	-10.5%	-2
	Admin License	AL	8	▼	-70.4%	-19
	Detinue	DT	4	▲	+100.0%	+2
	Abstract	AJ	3	▼	-40.0%	-2
	Bond Forfeiture	BF	3	▲	+200.0%	+2
	Impoundment	IM	3	▲	+200.0%	+2
	Motion for Judgment	MJ	3	▲	+200.0%	+2
	Interrogatory	IN	2	▼	-33.3%	-1
	Overweight	OC	1	↔		-
	Show Cause	SC	1	↔		-
Counter Claim	CC	0	▼	-100.0%	-1	
<b>Total</b>			<b>406</b>	<b>▼</b>	<b>-3.3%</b>	<b>-14</b>
<b>Civil Commitments</b>	Temporary Detention Order	TD	42	▲	+23.5%	+8
	Emergency Custody Order	EC	23	▲	+21.1%	+4
	<b>Total</b>			<b>65</b>	<b>▲</b>	<b>22.6%</b>
<b>GRAND TOTAL</b>			<b>3,900</b>	<b>▲</b>	<b>8.0%</b>	<b>+289</b>

**Dispositions by Major Case Category\*\***

Category	Summary	Change	% Change	Absolute Change
Felony	134	▲	+16.5%	+19
Garnishment	95	▼	-8.7%	-9
General Civil	201	▲	+18.2%	+31
Infraction/Civil Violation	2,509	▲	+14.2%	+312
Landlord /Tenant	24	▲	+14.3%	+3
Misdemeanor	716	▼	-6.0%	-46
Other	183	▲	-4.2%	-8
Protective Orders	38	▼	-25.5%	-13
<b>GRAND TOTAL</b>	<b>3,900</b>	<b>▲</b>	<b>8.0%</b>	<b>+289</b>

\* Compared to same time period as previous year  
10/15/2024 1:33:13PM

\*\* Case Type Categories are defined in the 2017 Virginia Judicial Workload Assessment  
Source: SCV-SQL-Information





**CPSS - GCMS CASELOAD STATISTICS OF THE GENERAL DISTRICT COURTS**

January 2024 thru September 2024 Dispositions (Compared to January 2023 thru September 2023)

2024 Overall GRAND TOTAL		Distribution of Caseload			Change*		Percentage (%) of Caseload		
<b>7,320</b>	+1,186 19.3%	<b>Criminal</b>	873	12%	-4.1% ▼	-37	<b>Criminal</b>	2023 14.8%	2024 11.9%
2024		<b>Traffic</b>	5,200	71%	26.8% ▲	+1,098	<b>Traffic</b>	66.9%	71.0%
2023		<b>Civil</b>	964	13%	9.2% ▲	+81	<b>Civil</b>	14.4%	13.2%
		<b>Civil Commitments</b>	283	4%	18.4% ▲	+44	<b>Civil Commitments</b>	3.9%	3.9%
		<b>GRAND TOTAL</b>	<b>7,320</b>	100%	19.3% ▲	+1,186	<b>GRAND TOTAL</b>	100%	100%

**Dispositions by Division & Code**

Division	Case Type Description	Code	Summary	Change	% Change	Absolute Change
<b>Criminal</b>	Misdemeanor	M	481	▼	-6.6%	-34
	Felony	F	310	▼	-0.6%	-2
	Capias	CA	48	▼	-4.0%	-2
	Civil Violation	CV	21	▲	+133.3%	+12
	Show Cause	SC	13	▼	-45.8%	-11
	<b>Total</b>			<b>873</b>	▼	<b>-4.1%</b>
<b>Traffic</b>	Infraction	I	4,315	▲	+27.3%	+926
	Misdemeanor	M	796	▲	+21.2%	+139
	Capias	CA	65	▲	+41.3%	+19
	Show Cause	SC	14	▲	+180.0%	+9
	Felony	F	6	▲	+200.0%	+4
	Civil Violation	CV	4	▲	+33.3%	+1
	<b>Total</b>			<b>5,200</b>	▲	<b>26.8%</b>
<b>Civil</b>	Warrant in Debt	WD	405	▲	+39.7%	+115
	Garnishment	GA	210	▼	-1.9%	-4
	Unlawful Detainer	UD	142	▼	-4.7%	-7
	Other	OT	68	▼	-	-
	Detinue	DT	38	▼	-29.6%	-16
	Preliminary Protective Order	PP	31	▼	-3.1%	-1
	Protective Order	PO	27	▲	+8.0%	+2
	Admin License	AL	25	▼	-13.8%	-4
	Show Cause	SC	6	▲	+20.0%	+1
	Interrogatory	IN	5	▼	-16.7%	-1
	Overweight	OC	3	▲	-	+3
	Petition-Restore Arms	PR	2	▲	+100.0%	+1
	Abstract	AJ	1	▼	-50.0%	-1
	Bond Forfeiture	BF	1	▲	-	+1
	Capias	CA	0	▼	-100.0%	-2
	Counter Claim	CC	0	▼	-100.0%	-1
	Impoundment	IM	0	▼	-100.0%	-4
	Tenants Assertion	TA	0	▼	-100.0%	-1
<b>Total</b>			<b>964</b>	▲	<b>9.2%</b>	<b>+81</b>
<b>Civil Commitments</b>	Mental Commitment	MC	91	▲	+2.2%	+2
	Other	OT	70	▲	+45.8%	+22
	Temporary Detention Order	TD	70	▲	+14.8%	+9
	Emergency Custody Order	EC	47	▲	+17.5%	+7
	Medical Emergency Temporary Detention Order	MT	5	▲	+400.0%	+4
<b>Total</b>			<b>283</b>	▲	<b>18.4%</b>	<b>+44</b>
<b>GRAND TOTAL</b>			<b>7,320</b>	▲	19.3%	+1,186

**Dispositions by Major Case Category\*\***

Category	Summary	Change	% Change	Absolute Change
Felony	316	▲	+0.6%	+2
Garnishment	215	▼	-2.3%	-5
General Civil	445	▲	+27.5%	+96
Infraction/Civil Violation	4,343	▲	+27.7%	+942
Involuntary Civil Commitments	70	▲	+45.8%	+22
Landlord /Tenant	142	▼	-5.3%	-8

\* Compared to same time period as previous year  
10/15/2024 1:33:13PM

\*\* Case Type Categories are defined in the 2017 Virginia Judicial Workload Assessment  
Source: SCV-SQL-Information

**CPSS - GCMS CASELOAD STATISTICS OF THE GENERAL DISTRICT COURTS**

January 2024 thru September 2024 Dispositions (Compared to January 2023 thru September 2023)

**Alleghany**

District: 25 FIPS: 005

Misdemeanor	1,277	▲	+9.0%	+105
Other	454	▲	+7.3%	+31
Protective Orders	58	▲	+1.8%	+1
<b>GRAND TOTAL</b>	<b>7,320</b>	▲	19.3%	+1,186

\* Compared to same time period as previous year  
10/15/2024 1:33:13PM

\*\* Case Type Categories are defined in the 2017 Virginia Judicial Workload Assessment  
Source: SCV-SQL-Information

**CPSS - GCMS CASELOAD STATISTICS OF THE GENERAL DISTRICT COURTS**

January 2024 thru September 2024 Dispositions (Compared to January 2023 thru September 2023)

2024 Overall GRAND TOTAL		Distribution of Caseload			Change*		Percentage (%) of Caseload		
<b>16,043</b>	+3,369 26.6%	<b>Criminal</b>	1,897	12%	11.8% ▲	+200	<b>Criminal</b>	2023 13.4%	2024 11.8%
2024		<b>Traffic</b>	11,614	72%	34.3% ▲	+2,964	<b>Traffic</b>	68.2%	72.4%
2023		<b>Civil</b>	1,957	12%	14.9% ▲	+254	<b>Civil</b>	13.4%	12.2%
		<b>Civil Commitments</b>	575	4%	-7.9% ▼	-49	<b>Civil Commitments</b>	4.9%	3.6%
		<b>GRAND TOTAL</b>	<b>16,043</b>	100%	26.6% ▲	+3,369	<b>GRAND TOTAL</b>	100%	100%

**Dispositions by Division & Code**

Division	Case Type Description	Code	Summary	Change	% Change	Absolute Change
<b>Criminal</b>	Misdemeanor	M	965	▲	+16.7%	+138
	Felony	F	529	▲	+20.2%	+89
	Capias	CA	201	▼	-12.6%	-29
	Show Cause	SC	132	▼	-10.2%	-15
	Civil Violation	CV	70	▲	+32.1%	+17
	<b>Total</b>			<b>1,897</b>	<b>▲</b>	<b>11.8%</b>
<b>Traffic</b>	Infraction	I	9,716	▲	+35.9%	+2,566
	Misdemeanor	M	1,736	▲	+27.1%	+370
	Capias	CA	91	▲	+19.7%	+15
	Show Cause	SC	34	▼	-8.1%	-3
	Felony	F	25	▲	+47.1%	+8
	Other	O	9	▲	-	+9
	Civil Violation	CV	3	▼	-25.0%	-1
	<b>Total</b>			<b>11,614</b>	<b>▲</b>	<b>34.3%</b>
<b>Civil</b>	Warrant in Debt	WD	842	▲	+17.8%	+127
	Garnishment	GA	393	▲	+4.8%	+18
	Unlawful Detainer	UD	347	▲	+25.3%	+70
	Other	OT	118	▼	+18.0%	+18
	Preliminary Protective Order	PP	73	▲	+21.7%	+13
	Admin License	AL	72	▲	+71.4%	+30
	Detinue	DT	27	▲	+28.6%	+6
	Protective Order	PO	19	▼	-17.4%	-4
	Abstract	AJ	17	▼	-19.0%	-4
	Interrogatory	IN	13	▼	-40.9%	-9
	Show Cause	SC	10	▼	-9.1%	-1
	Motion for Judgment	MJ	8	▲	+14.3%	+1
	Impoundment	IM	7	▼	-61.1%	-11
	Petition-Restore Arms	PR	5	↔	-	-
	Counter Claim	CC	3	▲	-	+3
	Bond Forfeiture	BF	1	▲	-	+1
	Detinue Seizure	DZ	1	▲	-	+1
	Tenants Assertion	TA	1	▼	-50.0%	-1
	Capias	CA	0	▼	-100.0%	-3
	Overweight	OC	0	▼	-100.0%	-1
<b>Total</b>			<b>1,957</b>	<b>▲</b>	<b>14.9%</b>	<b>+254</b>
<b>Civil Commitments</b>	Mental Commitment	MC	243	▼	-12.0%	-33
	Temporary Detention Order	TD	152	▲	+3.4%	+5
	Emergency Custody Order	EC	129	▼	-3.0%	-4
	Petition	PT	23	↔	-	-
	Other	OT	21	▼	-51.2%	-22
	Medical Emergency Temporary Detention Order	MT	5	▲	+150.0%	+3
	Medical Emergency Custody Order	ME	2	▲	-	+2
<b>Total</b>			<b>575</b>	<b>▼</b>	<b>-7.9%</b>	<b>-49</b>
<b>GRAND TOTAL</b>			<b>16,043</b>	<b>▲</b>	26.6%	+3,369

\* Compared to same time period as previous year  
10/15/2024 1:33:13PM

\*\* Case Type Categories are defined in the 2017 Virginia Judicial Workload Assessment  
Source: SCV-SQL-Information

**Dispositions by Major Case Category\*\***

Category	Summary	Change	% Change	Absolute Change
Felony	554	▲	+21.2%	+97
Garnishment	406	▼	+2.3%	+9
General Civil	888	▲	+16.5%	+126
Infraction/Civil Violation	9,798	▲	+35.9%	+2,590
Involuntary Civil Commitments	44	▼	-33.3%	-22
Landlord /Tenant	348	▼	+24.7%	+69
Misdemeanor	2,701	▲	+23.2%	+508
Other	1,212	▲	-1.4%	-17
Protective Orders	92	▲	+10.8%	+9
<b>GRAND TOTAL</b>	<b>16,043</b>	▲	26.6%	+3,369

\* Compared to same time period as previous year  
 10/15/2024 1:33:13PM

\*\* Case Type Categories are defined in the 2017 Virginia Judicial Workload Assessment  
 Source: SCV-SQL-Information

**CPSS - GCMS CASELOAD STATISTICS OF THE GENERAL DISTRICT COURTS**

January 2024 thru September 2024 Dispositions (Compared to January 2023 thru September 2023)

2024 Overall GRAND TOTAL		Distribution of Caseload			Change*		Percentage (%) of Caseload		
<b>2,207</b>	+65 3.0%	<b>Criminal</b>	177	8%	4.1% ▲	+7	<b>Criminal</b>	2023 7.9%	2024 8.0%
2024	↑	<b>Traffic</b>	1,909	86%	1.1% ▲	+21	<b>Traffic</b>	88.1%	86.5%
2023		<b>Civil</b>	113	5%	76.6% ▲	+49	<b>Civil</b>	3.0%	5.1%
		<b>Civil Commitments</b>	8	0%	-60.0% ▼	-12	<b>Civil Commitments</b>	0.9%	0.4%
		<b>GRAND TOTAL</b>	<b>2,207</b>	100%	3.0% ▲	+65	<b>GRAND TOTAL</b>	100%	100%

**Dispositions by Division & Code**

Division	Case Type Description	Code	Summary	Change	% Change	Absolute Change
<b>Criminal</b>	Misdemeanor	M	152	▲	+2.7%	+4
	Felony	F	10	↔		-
	Capias	CA	7	▲	+75.0%	+3
	Civil Violation	CV	5	▲	+150.0%	+3
	Show Cause	SC	3	▼	-50.0%	-3
	<b>Total</b>			<b>177</b>	▲	<b>4.1%</b>
<b>Traffic</b>	Infraction	I	1,748	▼	-0.6%	-11
	Misdemeanor	M	156	▲	+22.8%	+29
	Show Cause	SC	2	▲	+100.0%	+1
	Capias	CA	1	↔		-
	Felony	F	1	▲	-	+1
	Other	O	1	▲	-	+1
	<b>Total</b>			<b>1,909</b>	▲	<b>1.1%</b>
<b>Civil</b>	Warrant in Debt	WD	56	▲	+180.0%	+36
	Garnishment	GA	17	▼	-10.5%	-2
	Other	OT	9	▲		-
	Unlawful Detainer	UD	6	▲	+100.0%	+3
	Admin License	AL	5	↔		-
	Protective Order	PO	5	▲	+400.0%	+4
	Preliminary Protective Order	PP	4	▲	+100.0%	+2
	Detinue	DT	3	▲	+200.0%	+2
	Impoundment	IM	3	↔		-
	Interrogatory	IN	2	▲	-	+2
	Capias	CA	1	▲	-	+1
	Petition-Restore Arms	PR	1	▲	-	+1
	Show Cause	SC	1	▲	-	+1
	Overweight	OC	0	▼	-100.0%	-1
<b>Total</b>			<b>113</b>	▲	<b>76.6%</b>	<b>+49</b>
<b>Civil Commitments</b>	Emergency Custody Order	EC	5	▼	-50.0%	-5
	Temporary Detention Order	TD	3	▼	-70.0%	-7
	<b>Total</b>		<b>8</b>	▼	<b>-60.0%</b>	<b>-12</b>
<b>GRAND TOTAL</b>			<b>2,207</b>	▲	3.0%	+65

**Dispositions by Major Case Category\*\***

Category	Summary	Change	% Change	Absolute Change
Felony	11	▲	+10.0%	+1
Garnishment	19	▲		0
General Civil	63	▲	+173.9%	+40
Infraction/Civil Violation	1,754	▲	-0.5%	-8
Landlord /Tenant	6	▲	+100.0%	+3
Misdemeanor	308	▲	+12.0%	+33
Other	37	▲	-21.3%	-10
Protective Orders	9	▲	+200.0%	+6
<b>GRAND TOTAL</b>	<b>2,207</b>	▲	3.0%	+65

\* Compared to same time period as previous year  
10/15/2024 1:33:13PM

\*\* Case Type Categories are defined in the 2017 Virginia Judicial Workload Assessment  
Source: SCV-SQL-Information

**CPSS - GCMS CASELOAD STATISTICS OF THE GENERAL DISTRICT COURTS**

January 2024 thru September 2024 Dispositions (Compared to January 2023 thru September 2023)

2024 Overall GRAND TOTAL		Distribution of Caseload			Change*		Percentage (%) of Caseload		
<b>10,423</b>	-961 -8.4%	<b>Criminal</b>	811	8%	2.4% ▲	+19	<b>Criminal</b>	2023 7.0%	2024 7.8%
2024		<b>Traffic</b>	8,617	83%	-12.0% ▼	-1,176	<b>Traffic</b>	86.0%	82.7%
2023		<b>Civil</b>	934	9%	22.6% ▲	+172	<b>Civil</b>	6.7%	9.0%
		<b>Civil Commitments</b>	61	1%	64.9% ▲	+24	<b>Civil Commitments</b>	0.3%	0.6%
		<b>GRAND TOTAL</b>	<b>10,423</b>	100%	-8.4% ▼	-961	<b>GRAND TOTAL</b>	100%	100%

**Dispositions by Division & Code**

Division	Case Type Description	Code	Summary	Change	% Change	Absolute Change
<b>Criminal</b>	Misdemeanor	M	553	▲	+11.3%	+56
	Felony	F	139	▼	-16.3%	-27
	Capias	CA	40	▼	-28.6%	-16
	Civil Violation	CV	40	▲	+14.3%	+5
	Show Cause	SC	37	↔		-
	Motion	MO	1	▲	-	+1
	Restricted Operators License	RL	1	↔		-
	<b>Total</b>			<b>811</b>	<b>▲</b>	<b>2.4%</b>
<b>Traffic</b>	Infraction	I	7,210	▼	-12.8%	-1,060
	Misdemeanor	M	1,347	▼	-7.7%	-113
	Show Cause	SC	34	▼	-5.6%	-2
	Capias	CA	23	▲	+228.6%	+16
	Felony	F	2	▼	-88.2%	-15
	Civil Violation	CV	1	↔		-
	Restricted Operators License	RL	0	▼	-100.0%	-2
	<b>Total</b>			<b>8,617</b>	<b>▼</b>	<b>-12.0%</b>
<b>Civil</b>	Warrant in Debt	WD	471	▲	+35.0%	+122
	Garnishment	GA	170	▼	-0.6%	-1
	Unlawful Detainer	UD	88	▲	+57.1%	+32
	Admin License	AL	48	▲	+23.1%	+9
	Other	OT	45	▲	+40.6%	+13
	Preliminary Protective Order	PP	23	▲	+64.3%	+9
	Impoundment	IM	17	▲	+41.7%	+5
	Protective Order	PO	16	▲	+14.3%	+2
	Overweight	OC	15	▼	-62.5%	-25
	Interrogatory	IN	13	▲	+8.3%	+1
	Show Cause	SC	8	▲	-	+8
	Bond Forfeiture	BF	6	▲	+500.0%	+5
	Detinue	DT	4	▼	-20.0%	-1
	Motor Carrier	MC	4	▲	+100.0%	+2
	Counter Claim	CC	2	▲	-	+2
	Tenants Assertion	TA	2	↔		-
	Abstract	AJ	1	▼	-90.9%	-10
	Petition to Require Blood Test	BT	1	▲	-	+1
Petition-Restore Arms	PR	0	▼	-100.0%	-2	
<b>Total</b>			<b>934</b>	<b>▲</b>	<b>22.6%</b>	<b>+172</b>
<b>Civil Commitments</b>	Temporary Detention Order	TD	40	▲	+122.2%	+22
	Emergency Custody Order	EC	20	▲	+53.8%	+7
	Mental Commitment	MC	1	▼	-83.3%	-5
<b>Total</b>			<b>61</b>	<b>▲</b>	<b>64.9%</b>	<b>+24</b>
<b>GRAND TOTAL</b>			<b>10,423</b>	<b>▼</b>	<b>-8.4%</b>	<b>-961</b>

**Dispositions by Major Case Category\*\***

Category	Summary	Change	% Change	Absolute Change
Felony	141	▼	-23.0%	-42
Garnishment	183	▲		0
General Civil	483	▼	+33.8%	+122
Infraction/Civil Violation	7,270	▲	-12.9%	-1,078

\* Compared to same time period as previous year  
10/15/2024 1:33:13PM

\*\* Case Type Categories are defined in the 2017 Virginia Judicial Workload Assessment  
Source: SCV-SQL-Information

**CPSS - GCMS CASELOAD STATISTICS OF THE GENERAL DISTRICT COURTS**

January 2024 thru September 2024 Dispositions (Compared to January 2023 thru September 2023)

Landlord /Tenant	90	▲	+55.2%	+32
Misdemeanor	1,901	▼	-3.0%	-59
Other	316	▲	+20.2%	+53
Protective Orders	39	▲	+39.3%	+11
<b>GRAND TOTAL</b>	<b>10,423</b>	▼	-8.4%	-961

\* Compared to same time period as previous year  
10/15/2024 1:33:13PM

\*\* Case Type Categories are defined in the 2017 Virginia Judicial Workload Assessment  
Source: SCV-SQL-Information



**CPSS - GCMS CASELOAD STATISTICS OF THE GENERAL DISTRICT COURTS**

January 2024 thru September 2024 Dispositions (Compared to January 2023 thru September 2023)

**Buena Vista**

District: 25 FIPS: 530

2024 Overall GRAND TOTAL		Distribution of Caseload			Change*		Percentage (%) of Caseload			
<b>1,207</b>	-317 -20.8%	<b>Criminal</b>	229	19%	-2.6%	▼	-6	<b>Criminal</b>	2023 15.4%	2024 19.0%
2024		<b>Traffic</b>	698	58%	-33.1%	▼	-346	<b>Traffic</b>	68.5%	57.8%
2023		<b>Civil</b>	268	22%	21.3%	▲	+47	<b>Civil</b>	14.5%	22.2%
		<b>Civil Commitments</b>	12	1%	-50.0%	▼	-12	<b>Civil Commitments</b>	1.6%	1.0%
		<b>GRAND TOTAL</b>	<b>1,207</b>	100%	-20.8%	▼	-317	<b>GRAND TOTAL</b>	100%	100%

**Dispositions by Division & Code**

Division	Case Type Description	Code	Summary	Change	% Change	Absolute Change
<b>Criminal</b>	Misdemeanor	M	147	▲	+16.7%	+21
	Felony	F	47	▼	-41.3%	-33
	Capias	CA	17	▲	+6.3%	+1
	Show Cause	SC	12	▲	+33.3%	+3
	Civil Violation	CV	6	▲	+50.0%	+2
	<b>Total</b>			<b>229</b>	▼	<b>-2.6%</b>
<b>Traffic</b>	Infraction	I	499	▼	-41.1%	-348
	Misdemeanor	M	156	▼	-2.5%	-4
	Capias	CA	34	▲	+3.0%	+1
	Show Cause	SC	6	▲	+500.0%	+5
	Felony	F	2	↔	-	-
	Civil Violation	CV	1	▲	-	+1
	Other	O	0	▼	-100.0%	-1
	<b>Total</b>			<b>698</b>	▼	<b>-33.1%</b>
<b>Civil</b>	Warrant in Debt	WD	106	▲	+96.3%	+52
	Garnishment	GA	59	▼	-13.2%	-9
	Unlawful Detainer	UD	51	▼	-17.7%	-11
	Other	OT	18	▲	+5.9%	+1
	Admin License	AL	12	▲	+20.0%	+2
	Preliminary Protective Order	PP	7	▲	+16.7%	+1
	Protective Order	PO	6	▲	+200.0%	+4
	Impoundment	IM	2	▲	-	+2
	Show Cause	SC	2	▲	-	+2
	Abstract	AJ	1	▲	-	+1
	Bond Forfeiture	BF	1	↔	-	-
	Capias	CA	1	▲	-	+1
	Detinue	DT	1	▲	-	+1
	Interrogatory	IN	1	▲	-	+1
	Tenants Assertion	TA	0	▼	-100.0%	-1
<b>Total</b>			<b>268</b>	▲	<b>21.3%</b>	<b>+47</b>
<b>Civil Commitments</b>	Temporary Detention Order	TD	9	▼	-50.0%	-9
	Emergency Custody Order	EC	3	▼	-50.0%	-3
<b>Total</b>			<b>12</b>	▼	<b>-50.0%</b>	<b>-12</b>
<b>GRAND TOTAL</b>			<b>1,207</b>	▼	<b>-20.8%</b>	<b>-317</b>

**Dispositions by Major Case Category\*\***

Category	Summary	Change	% Change	Absolute Change
Felony	49	▼	-40.2%	-33
Garnishment	60	▲	-11.8%	-8
General Civil	107	▲	+98.1%	+53
Infraction/Civil Violation	506	▲	-40.6%	-346
Landlord /Tenant	51	▼	-19.0%	-12
Misdemeanor	303	▲	+5.9%	+17
Other	118	▲	+6.3%	+7
Protective Orders	13	▲	+62.5%	+5
<b>GRAND TOTAL</b>	<b>1,207</b>	▼	<b>-20.8%</b>	<b>-317</b>

\* Compared to same time period as previous year  
10/15/2024 1:33:13PM

\*\* Case Type Categories are defined in the 2017 Virginia Judicial Workload Assessment  
Source: SCV-SQL-Information



2024 Overall GRAND TOTAL		Distribution of Caseload			Change*		Percentage (%) of Caseload		
<b>746</b>	+114 18.0%	<b>Criminal</b>	128	17%	5.8% ▲	+7	<b>Criminal</b>	2023 19.1%	2024 17.2%
2024	↑	<b>Traffic</b>	490	66%	19.5% ▲	+80	<b>Traffic</b>	64.9%	65.7%
2023		<b>Civil</b>	124	17%	26.5% ▲	+26	<b>Civil</b>	15.5%	16.6%
		<b>Civil Commitments</b>	4	1%	33.3% ▲	+1	<b>Civil Commitments</b>	0.5%	0.5%
		<b>GRAND TOTAL</b>	<b>746</b>	100%	18.0% ▲	+114	<b>GRAND TOTAL</b>	100%	100%

**Dispositions by Division & Code**

Division	Case Type Description	Code	Summary	Change	% Change	Absolute Change
<b>Criminal</b>	Misdemeanor	M	92	▲	+16.5%	+13
	Felony	F	25	▲	+4.2%	+1
	Show Cause	SC	11	▲	+120.0%	+6
	Capias	CA	0	▼	-100.0%	-12
	Civil Violation	CV	0	▼	-100.0%	-1
	<b>Total</b>			<b>128</b>	▲	<b>5.8%</b>
<b>Traffic</b>	Infraction	I	426	▲	+26.4%	+89
	Misdemeanor	M	60	▼	-3.2%	-2
	Capias	CA	3	▼	-57.1%	-4
	Show Cause	SC	1	▼	-50.0%	-1
	Restricted Operators License	RL	0	▼	-100.0%	-2
	<b>Total</b>			<b>490</b>	▲	<b>19.5%</b>
<b>Civil</b>	Warrant in Debt	WD	55	▲	+17.0%	+8
	Garnishment	GA	20	▲	+42.9%	+6
	Unlawful Detainer	UD	19	▲	+18.8%	+3
	Other	OT	6	▼	-25.0%	-2
	Admin License	AL	5	▼	-28.6%	-2
	Tenants Assertion	TA	5	▲	+400.0%	+4
	Interrogatory	IN	4	▲	-	+4
	Preliminary Protective Order	PP	3	▲	+200.0%	+2
	Protective Order	PO	3	▲	-	+3
	Detinue	DT	2	▲	-	+2
	Impoundment	IM	2	▼	-33.3%	-1
	Petition-Restore Arms	PR	0	▼	-100.0%	-1
	<b>Total</b>			<b>124</b>	▲	<b>26.5%</b>
<b>Civil Commitments</b>	Emergency Custody Order	EC	2	▲	+100.0%	+1
	Temporary Detention Order	TD	2	↔	-	-
	<b>Total</b>		<b>4</b>	▲	<b>33.3%</b>	<b>+1</b>
<b>GRAND TOTAL</b>			<b>746</b>	▲	18.0%	+114

**Dispositions by Major Case Category\*\***

Category	Summary	Change	% Change	Absolute Change	
Felony	25	▲	+4.2%	+1	
Garnishment	24	▲	+71.4%	+10	
General Civil	58	▲	+18.4%	+9	
Infraction/Civil Violation	426	▼	+26.0%	+88	
Landlord /Tenant	24	▲	+41.2%	+7	
Misdemeanor	152	▼	+6.3%	+9	
Other	31	▼	-32.6%	-15	
Protective Orders	6	▲	+500.0%	+5	
<b>GRAND TOTAL</b>		<b>746</b>	▲	18.0%	+114

\* Compared to same time period as previous year  
 10/15/2024 1:33:13PM

\*\* Case Type Categories are defined in the 2017 Virginia Judicial Workload Assessment  
 Source: SCV-SQL-Information

**CPSS - GCMS CASELOAD STATISTICS OF THE GENERAL DISTRICT COURTS**

January 2024 thru September 2024 Dispositions (Compared to January 2023 thru September 2023)

2024 Overall GRAND TOTAL		Distribution of Caseload			Change*		Percentage (%) of Caseload		
<b>636</b>	-4 -0.6%	<b>Criminal</b>	51	8%	64.5% ▲	+20	<b>Criminal</b>	2023 4.8%	2024 8.0%
2024		<b>Traffic</b>	530	83%	-5.5% ▼	-31	<b>Traffic</b>	87.7%	83.3%
2023		<b>Civil</b>	54	8%	20.0% ▲	+9	<b>Civil</b>	7.0%	8.5%
		<b>Civil Commitments</b>	1	0%	-66.7% ▼	-2	<b>Civil Commitments</b>	0.5%	0.2%
		<b>GRAND TOTAL</b>	<b>636</b>	100%	-0.6% ▼	-4	<b>GRAND TOTAL</b>	100%	100%

**Dispositions by Division & Code**

Division	Case Type Description	Code	Summary	Change	% Change	Absolute Change	
<b>Criminal</b>	Misdemeanor	M	43	▲	+72.0%	+18	
	Felony	F	3	▲	+50.0%	+1	
	Capias	CA	2	▲	+100.0%	+1	
	Show Cause	SC	2	▲	+100.0%	+1	
	Civil Violation	CV	1	▼	-50.0%	-1	
	<b>Total</b>			<b>51</b>	▲	<b>64.5%</b>	<b>+20</b>
<b>Traffic</b>	Infraction	I	484	▼	-4.7%	-24	
	Misdemeanor	M	44	▼	-12.0%	-6	
	Capias	CA	2	▲	+100.0%	+1	
	Felony	F	0	▼	-100.0%	-1	
	Restricted Operators License	RL	0	▼	-100.0%	-1	
	<b>Total</b>			<b>530</b>	▼	<b>-5.5%</b>	<b>-31</b>
<b>Civil</b>	Warrant in Debt	WD	37	▲	+37.0%	+10	
	Garnishment	GA	6	▼	-40.0%	-4	
	Unlawful Detainer	UD	5	▲	+66.7%	+2	
	Abstract	AJ	1	▲	-	+1	
	Admin License	AL	1	▲	-	+1	
	Counter Claim	CC	1	▲	-	+1	
	Other	OT	1	↔	-	-	
	Protective Order	PO	1	↔	-	-	
	Show Cause	SC	1	▲	-	+1	
	Detinue	DT	0	▼	-100.0%	-1	
	Preliminary Protective Order	PP	0	▼	-100.0%	-2	
	<b>Total</b>			<b>54</b>	▲	<b>20.0%</b>	<b>+9</b>
	<b>Civil Commitments</b>	Temporary Detention Order	TD	1	▼	-50.0%	-1
Emergency Custody Order		EC	0	▼	-100.0%	-1	
<b>Total</b>			<b>1</b>	▼	<b>-66.7%</b>	<b>-2</b>	
<b>GRAND TOTAL</b>			<b>636</b>	▼	-0.6%	-4	

**Dispositions by Major Case Category\*\***

Category	Summary	Change	% Change	Absolute Change
Felony	3	▼		0
Garnishment	6	▼	-40.0%	-4
General Civil	37	▼	+32.1%	+9
Infraction/Civil Violation	485	▼	-4.9%	-25
Landlord /Tenant	5	▲	+66.7%	+2
Misdemeanor	87	▼	+14.5%	+11
Other	12	▲	+71.4%	+5
Protective Orders	1	▼	-66.7%	-2
<b>GRAND TOTAL</b>		<b>636</b>	▼	-0.6%

\* Compared to same time period as previous year  
10/15/2024 1:33:13PM

\*\* Case Type Categories are defined in the 2017 Virginia Judicial Workload Assessment  
Source: SCV-SQL-Information

**CPSS - GCMS CASELOAD STATISTICS OF THE GENERAL DISTRICT COURTS**

January 2024 thru September 2024 Dispositions (Compared to January 2023 thru September 2023)

**Rockbridge**

District: 25 FIPS: 163

2024 Overall GRAND TOTAL		Distribution of Caseload			Change*		Percentage (%) of Caseload		
<b>7,804</b>	-329 -4.0%	<b>Criminal</b>	1,110	14%	9.0% ▲	+92	<b>Criminal</b>	2023 12.5%	2024 14.2%
2024		<b>Traffic</b>	5,677	73%	-7.2% ▼	-439	<b>Traffic</b>	75.2%	72.7%
2023		<b>Civil</b>	944	12%	2.6% ▲	+24	<b>Civil</b>	11.3%	12.1%
		<b>Civil Commitments</b>	73	1%	-7.6% ▼	-6	<b>Civil Commitments</b>	1.0%	0.9%
		<b>GRAND TOTAL</b>	<b>7,804</b>	100%	-4.0% ▼	-329	<b>GRAND TOTAL</b>	100%	100%

**Dispositions by Division & Code**

Division	Case Type Description	Code	Summary	Change	% Change	Absolute Change
<b>Criminal</b>	Misdemeanor	M	635	▲	+10.2%	+59
	Felony	F	319	▲	+14.7%	+41
	Capias	CA	95	▼	-9.5%	-10
	Show Cause	SC	37	▲	+2.8%	+1
	Civil Violation	CV	24	▲	+14.3%	+3
	Motion	MO	0	▼	-100.0%	-2
	<b>Total</b>			<b>1,110</b>	<b>▲</b>	<b>9.0%</b>
<b>Traffic</b>	Infraction	I	4,331	▲	+4.9%	+203
	Misdemeanor	M	1,287	▼	-31.1%	-580
	Capias	CA	34	▼	-55.3%	-42
	Felony	F	13	▼	-40.9%	-9
	Show Cause	SC	10	▼	-54.5%	-12
	Civil Violation	CV	2	▲	-	+2
	Other	O	0	▼	-100.0%	-1
<b>Total</b>			<b>5,677</b>	<b>▼</b>	<b>-7.2%</b>	<b>-439</b>
<b>Civil</b>	Warrant in Debt	WD	383	▲	+13.3%	+45
	Garnishment	GA	230	▼	-2.5%	-6
	Unlawful Detainer	UD	88	▼	-22.1%	-25
	Other	OT	69	▲	+56.8%	+25
	Detinue	DT	54	▼	-44.3%	-43
	Preliminary Protective Order	PP	33	▲	+50.0%	+11
	Admin License	AL	26	▲	+44.4%	+8
	Protective Order	PO	18	↔	-	-
	Show Cause	SC	14	▲	+75.0%	+6
	Impoundment	IM	7	▲	+600.0%	+6
	Abstract	AJ	5	▲	+66.7%	+2
	Interrogatory	IN	4	▼	-33.3%	-2
	Overweight	OC	3	▼	-25.0%	-1
	Petition-Restore Arms	PR	3	▲	-	+3
	Counter Claim	CC	2	▲	-	+2
	Tenants Assertion	TA	2	▲	+100.0%	+1
	Bond Forfeiture	BF	1	▼	-83.3%	-5
	Motion for Judgment	MJ	1	↔	-	-
	Zoning Violation	ZO	1	▼	-66.7%	-2
Capias	CA	0	▼	-100.0%	-1	
<b>Total</b>			<b>944</b>	<b>▲</b>	<b>2.6%</b>	<b>+24</b>
<b>Civil Commitments</b>	Temporary Detention Order	TD	48	▼	-5.9%	-3
	Emergency Custody Order	EC	25	▼	-10.7%	-3
<b>Total</b>			<b>73</b>	<b>▼</b>	<b>-7.6%</b>	<b>-6</b>
<b>GRAND TOTAL</b>			<b>7,804</b>	<b>▼</b>	<b>-4.0%</b>	<b>-329</b>

**Dispositions by Major Case Category\*\***

Category	Summary	Change	% Change	Absolute Change
Felony	332	▼	+10.7%	+32
Garnishment	234	▼	-3.3%	-8
General Civil	442	▲	+1.1%	+5
Infraction/Civil Violation	4,360	▲	+5.0%	+206
Landlord /Tenant	90	▲	-21.1%	-24

\* Compared to same time period as previous year

\*\* Case Type Categories are defined in the 2017 Virginia Judicial Workload Assessment

**CPSS - GCMS CASELOAD STATISTICS OF THE GENERAL DISTRICT COURTS**

January 2024 thru September 2024 Dispositions (Compared to January 2023 thru September 2023)

Misdemeanor	1,923	▼	-21.4%	-523
Other	372	▲	-7.0%	-28
Protective Orders	51	▲	+27.5%	+11
<b>GRAND TOTAL</b>	<b>7,804</b>	▼	-4.0%	-329

\* Compared to same time period as previous year  
10/15/2024 1:33:13PM

\*\* Case Type Categories are defined in the 2017 Virginia Judicial Workload Assessment  
Source: SCV-SQL-Information

**CPSS - GCMS CASELOAD STATISTICS OF THE GENERAL DISTRICT COURTS**

January 2024 thru September 2024 Dispositions (Compared to January 2023 thru September 2023)

**Staunton**

District: 25 FIPS: 790

2024 Overall GRAND TOTAL		Distribution of Caseload			Change*		Percentage (%) of Caseload		
<b>6,765</b>	-109 -1.6%	<b>Criminal</b>	1,030	15%	-22.6% ▼	-300	<b>Criminal</b>	2023 19.3%	2024 15.2%
2024		<b>Traffic</b>	3,136	46%	-3.6% ▼	-117	<b>Traffic</b>	47.3%	46.4%
2023		<b>Civil</b>	1,332	20%	20.1% ▲	+223	<b>Civil</b>	16.1%	19.7%
		<b>Civil Commitments</b>	1,267	19%	7.2% ▲	+85	<b>Civil Commitments</b>	17.2%	18.7%
		<b>GRAND TOTAL</b>	<b>6,765</b>	100%	-1.6% ▼	-109	<b>GRAND TOTAL</b>	100%	100%

**Dispositions by Division & Code**

Division	Case Type Description	Code	Summary	Change	% Change	Absolute Change
<b>Criminal</b>	Misdemeanor	M	510	▼	-11.1%	-64
	Felony	F	283	▼	-41.3%	-199
	Capias	CA	129	▼	-28.3%	-51
	Show Cause	SC	56	↔	-	-
	Civil Violation	CV	48	▲	+84.6%	+22
	Motion	MO	2	▼	-81.8%	-9
	Restricted Operators License	RL	2	▲	+100.0%	+1
	<b>Total</b>			<b>1,030</b>	▼	<b>-22.6%</b>
<b>Traffic</b>	Infraction	I	2,522	▼	-2.0%	-52
	Misdemeanor	M	458	▼	-6.7%	-33
	Capias	CA	110	▼	-5.2%	-6
	Other	O	23	▼	-48.9%	-22
	Show Cause	SC	14	▲	+55.6%	+5
	Felony	F	6	▼	-50.0%	-6
	Restricted Operators License	RL	2	▲	+100.0%	+1
	Motion	MO	1	▼	-50.0%	-1
	Civil Violation	CV	0	▼	-100.0%	-3
<b>Total</b>			<b>3,136</b>	▼	<b>-3.6%</b>	<b>-117</b>
<b>Civil</b>	Warrant in Debt	WD	541	▲	+60.1%	+203
	Garnishment	GA	320	▼	-3.9%	-13
	Unlawful Detainer	UD	218	▲	+14.7%	+28
	Other	OT	57	▲	+46.2%	+18
	Preliminary Protective Order	PP	45	▲	+114.3%	+24
	Detinue	DT	34	▲	+3.0%	+1
	Protective Order	PO	31	▲	+63.2%	+12
	Show Cause	SC	21	▼	-25.0%	-7
	Interrogatory	IN	19	▼	-56.8%	-25
	Admin License	AL	17	▼	-10.5%	-2
	Abstract	AJ	10	▼	-54.5%	-12
	Impoundment	IM	7	▲	+75.0%	+3
	Bond Forfeiture	BF	4	▲	+300.0%	+3
	Motion for Judgment	MJ	3	▼	-57.1%	-4
	Counter Claim	CC	2	▲	-	+2
	Capias	CA	1	▼	-87.5%	-7
	Petition-Restore Arms	PR	1	▼	-50.0%	-1
	Tenants Assertion	TA	1	▲	-	+1
Cross Claim	CR	0	▼	-100.0%	-1	
<b>Total</b>			<b>1,332</b>	▲	<b>20.1%</b>	<b>+223</b>
<b>Civil Commitments</b>	Mental Commitment	MC	803	▲	+13.4%	+95
	Other	OT	276	▲	+7.8%	+20
	Temporary Detention Order	TD	101	▼	-20.5%	-26
	Emergency Custody Order	EC	53	▼	-19.7%	-13
	Petition	PT	34	▲	+36.0%	+9
<b>Total</b>			<b>1,267</b>	▲	<b>7.2%</b>	<b>+85</b>
<b>GRAND TOTAL</b>			<b>6,765</b>	▼	-1.6%	-109

\* Compared to same time period as previous year  
10/15/2024 1:33:13PM

\*\* Case Type Categories are defined in the 2017 Virginia Judicial Workload Assessment  
Source: SCV-SQL-Information

**Dispositions by Major Case Category\*\***

Category	Summary	Change	% Change	Absolute Change
Felony	289	▼	-41.5%	-205
Garnishment	339	▼	-10.1%	-38
General Civil	583	▲	+53.0%	+202
Infraction/Civil Violation	2,593	▼	-2.1%	-55
Involuntary Civil Commitments	310	▲	+10.3%	+29
Landlord /Tenant	219	▲	+15.3%	+29
Misdemeanor	972	▲	-8.9%	-95
Other	1,384	▲	-0.9%	-12
Protective Orders	76	▲	+90.0%	+36
<b>GRAND TOTAL</b>	<b>6,765</b>	▼	-1.6%	-109

\* Compared to same time period as previous year  
 10/15/2024 1:33:13PM

\*\* Case Type Categories are defined in the 2017 Virginia Judicial Workload Assessment  
 Source: SCV-SQL-Information



**CPSS - GCMS CASELOAD STATISTICS OF THE GENERAL DISTRICT COURTS**

January 2024 thru September 2024 Dispositions (Compared to January 2023 thru September 2023)

**Waynesboro**

District: 25 FIPS: 820

2024 Overall GRAND TOTAL		Distribution of Caseload			Change*		Percentage (%) of Caseload		
<b>4,585</b>	+343 8.1%	<b>Criminal</b>	788	17%	4.8% ▲	+36	<b>Criminal</b>	2023 17.7%	2024 17.2%
2024		<b>Traffic</b>	1,173	26%	30.2% ▲	+272	<b>Traffic</b>	21.2%	25.6%
2023		<b>Civil</b>	2,508	55%	1.3% ▲	+32	<b>Civil</b>	58.4%	54.7%
		<b>Civil Commitments</b>	116	3%	2.7% ▲	+3	<b>Civil Commitments</b>	2.7%	2.5%
		<b>GRAND TOTAL</b>	<b>4,585</b>	100%	8.1% ▲	+343	<b>GRAND TOTAL</b>	100%	100%

**Dispositions by Division & Code**

Division	Case Type Description	Code	Summary	Change	% Change	Absolute Change
<b>Criminal</b>	Misdemeanor	M	402	▲	+13.2%	+47
	Felony	F	249	▲	+12.2%	+27
	Capias	CA	91	▼	-35.9%	-51
	Show Cause	SC	40	▲	+60.0%	+15
	Civil Violation	CV	6	▼	-25.0%	-2
	<b>Total</b>			<b>788</b>	<b>▲</b>	<b>4.8%</b>
<b>Traffic</b>	Infraction	I	761	▲	+42.8%	+228
	Misdemeanor	M	301	▲	+15.3%	+40
	Capias	CA	71	▲	+73.2%	+30
	Show Cause	SC	22	▼	-46.3%	-19
	Felony	F	8	▼	-33.3%	-4
	Civil Violation	CV	7	▲	+40.0%	+2
	Restricted Operators License	RL	3	▼	-62.5%	-5
	<b>Total</b>			<b>1,173</b>	<b>▲</b>	<b>30.2%</b>
<b>Civil</b>	Warrant in Debt	WD	1,402	▼	-0.4%	-6
	Garnishment	GA	468	▲	+20.6%	+80
	Unlawful Detainer	UD	289	▼	-0.7%	-2
	Detinue	DT	128	▼	-14.7%	-22
	Other	OT	63	▲	-17.1%	-13
	Preliminary Protective Order	PP	43	▼	-18.9%	-10
	Show Cause	SC	24	↔		-
	Admin License	AL	23	▲	+27.8%	+5
	Interrogatory	IN	18	▼	-33.3%	-9
	Abstract	AJ	16	▲	+77.8%	+7
	Protective Order	PO	15	↔		-
	Motion for Judgment	MJ	7	▲	+16.7%	+1
	Detinue Seizure	DZ	4	▲	-	+4
	Capias	CA	3	▲	+50.0%	+1
	Impoundment	IM	3	▼	-40.0%	-2
	Counter Claim	CC	1	↔		-
	Tenants Assertion	TA	1	▼	-50.0%	-1
	Petition-Restore Arms	PR	0	▼	-100.0%	-1
<b>Total</b>			<b>2,508</b>	<b>▲</b>	<b>1.3%</b>	<b>+32</b>
<b>Civil Commitments</b>	Temporary Detention Order	TD	81	▼	-3.6%	-3
	Emergency Custody Order	EC	35	▲	+20.7%	+6
	<b>Total</b>			<b>116</b>	<b>▲</b>	<b>2.7%</b>
<b>GRAND TOTAL</b>			<b>4,585</b>	<b>▲</b>	<b>8.1%</b>	<b>+343</b>

**Dispositions by Major Case Category\*\***

Category	Summary	Change	% Change	Absolute Change
Felony	257	▼	+9.8%	+23
Garnishment	486	▼	+17.1%	+71
General Civil	1,544	▲	-1.5%	-23
Infraction/Civil Violation	774	▲	+41.8%	+228
Landlord /Tenant	290	▼	-1.0%	-3
Misdemeanor	706	▼	+13.1%	+82
Other	470	▲	-5.1%	-25

\* Compared to same time period as previous year  
10/15/2024 1:33:13PM

\*\* Case Type Categories are defined in the 2017 Virginia Judicial Workload Assessment  
Source: SCV-SQL-Information

**CPSS - GCMS CASELOAD STATISTICS OF THE GENERAL DISTRICT COURTS**  
January 2024 thru September 2024 Dispositions (Compared to January 2023 thru September 2023)

Protective Orders	58	▼	-14.7%	-10
<b>GRAND TOTAL</b>	<b>4,585</b>	▲	8.1%	+343

\* Compared to same time period as previous year  
10/15/2024 1:33:13PM

\*\* Case Type Categories are defined in the 2017 Virginia Judicial Workload Assessment  
Source: SCV-SQL-Information

**CPSS - GCMS CASELOAD STATISTICS OF THE GENERAL DISTRICT COURTS**

January 2024 thru September 2024 Dispositions (Compared to January 2023 thru September 2023)

2024 Overall GRAND TOTAL		Distribution of Caseload			Change*		Percentage (%) of Caseload		
<b>3,021</b>	-1 0.0%	<b>Criminal</b>	230	8%	-17.0% ▼	-47	<b>Criminal</b>	2023 9.2%	2024 7.6%
2024		<b>Traffic</b>	2,483	82%	0.1% ▲	+3	<b>Traffic</b>	82.1%	82.2%
2023		<b>Civil</b>	299	10%	17.7% ▲	+45	<b>Civil</b>	8.4%	9.9%
		<b>Civil Commitments</b>	9	0%	-18.2% ▼	-2	<b>Civil Commitments</b>	0.4%	0.3%
		<b>GRAND TOTAL</b>	<b>3,021</b>	100%	0.0% ▼	-1	<b>GRAND TOTAL</b>	100%	100%

**Dispositions by Division & Code**

Division	Case Type Description	Code	Summary	Change	% Change	Absolute Change
<b>Criminal</b>	Misdemeanor	M	146	▼	-24.4%	-47
	Felony	F	31	▼	-16.2%	-6
	Show Cause	SC	19	↔	-	-
	Civil Violation	CV	14	▲	+55.6%	+5
	Capias	CA	13	▲	+8.3%	+1
	Motion	MO	6	▲	+100.0%	+3
	Restricted Operators License	RL	1	▼	-75.0%	-3
	<b>Total</b>			<b>230</b>	▼	<b>-17.0%</b>
<b>Traffic</b>	Infraction	I	2,116	▲	+1.6%	+34
	Misdemeanor	M	353	▼	-8.8%	-34
	Show Cause	SC	5	▲	+66.7%	+2
	Capias	CA	4	↔	-	-
	Felony	F	4	↔	-	-
	Motion	MO	1	▲	-	+1
<b>Total</b>			<b>2,483</b>	▲	<b>0.1%</b>	<b>+3</b>
<b>Civil</b>	Warrant in Debt	WD	134	▲	+20.7%	+23
	Garnishment	GA	57	▼	-10.9%	-7
	Admin License	AL	52	▲	+100.0%	+26
	Unlawful Detainer	UD	24	▼	-14.3%	-4
	Other	OT	8	▼	-27.3%	-3
	Impoundment	IM	7	▲	+40.0%	+2
	Preliminary Protective Order	PP	5	▲	+150.0%	+3
	Protective Order	PO	5	▲	-	+5
	Bond Forfeiture	BF	2	↔	-	-
	Abstract	AJ	1	▲	-	+1
	Detinue	DT	1	▼	-50.0%	-1
	Motion for Judgment	MJ	1	▲	-	+1
	Restricted Operators License	RL	1	▲	-	+1
	Show Cause	SC	1	↔	-	-
Interrogatory	IN	0	▼	-100.0%	-2	
<b>Total</b>			<b>299</b>	▲	<b>17.7%</b>	<b>+45</b>
<b>Civil Commitments</b>	Temporary Detention Order	TD	6	▼	-40.0%	-4
	Emergency Custody Order	EC	3	▲	+200.0%	+2
<b>Total</b>			<b>9</b>	▼	<b>-18.2%</b>	<b>-2</b>
<b>GRAND TOTAL</b>			<b>3,021</b>	▼	0.0%	-1

**Dispositions by Major Case Category\*\***

Category	Summary	Change	% Change	Absolute Change
Felony	35	▼	-14.6%	-6
Garnishment	57	▼	-13.6%	-9
General Civil	139	▲	+18.8%	+22
Infraction/Civil Violation	2,130	▲	+1.9%	+39
Landlord /Tenant	24	▼	-14.3%	-4
Misdemeanor	501	▲	-14.2%	-83
Other	125	▲	+34.4%	+32
Protective Orders	10	▲	+400.0%	+8
<b>GRAND TOTAL</b>	<b>3,021</b>	▼	0.0%	-1

\* Compared to same time period as previous year  
10/15/2024 1:33:13PM

\*\* Case Type Categories are defined in the 2017 Virginia Judicial Workload Assessment  
Source: SCV-SQL-Information



**CPSS - GCMS CASELOAD STATISTICS OF THE GENERAL DISTRICT COURTS**

January 2024 thru September 2024 Dispositions (Compared to January 2023 thru September 2023)

**Frederick**

District: 26 FIPS: 069

2024 Overall GRAND TOTAL		Distribution of Caseload			Change*		Percentage (%) of Caseload		
<b>14,130</b>	+974 7.4%	<b>Criminal</b>	2,249	16%	-10.0% ▼	-250	<b>Criminal</b>	2023 19.0%	2024 15.9%
2024	↑	<b>Traffic</b>	8,957	63%	12.0% ▲	+960	<b>Traffic</b>	60.8%	63.4%
2023		<b>Civil</b>	2,832	20%	10.0% ▲	+257	<b>Civil</b>	19.6%	20.0%
		<b>Civil Commitments</b>	92	1%	8.2% ▲	+7	<b>Civil Commitments</b>	0.6%	0.7%
		<b>GRAND TOTAL</b>	<b>14,130</b>	100%	7.4% ▲	+974	<b>GRAND TOTAL</b>	100%	100%

**Dispositions by Division & Code**

Division	Case Type Description	Code	Summary	Change	% Change	Absolute Change
<b>Criminal</b>	Misdemeanor	M	1,264	▲	+11.0%	+125
	Felony	F	438	▼	-45.5%	-366
	Capias	CA	258	▲	+7.9%	+19
	Show Cause	SC	224	▼	-4.7%	-11
	Civil Violation	CV	65	▼	-20.7%	-17
	<b>Total</b>			<b>2,249</b>	▼	<b>-10.0%</b>
<b>Traffic</b>	Infraction	I	7,008	▲	+13.7%	+846
	Misdemeanor	M	1,771	▲	+6.4%	+107
	Capias	CA	89	▼	-8.2%	-8
	Show Cause	SC	50	▲	+16.3%	+7
	Felony	F	36	▲	+28.6%	+8
	Civil Violation	CV	2	↔		-
	Other	O	1	↔		-
	<b>Total</b>			<b>8,957</b>	▲	<b>12.0%</b>
<b>Civil</b>	Warrant in Debt	WD	1,329	▲	+32.8%	+328
	Garnishment	GA	805	▲	+4.8%	+37
	Unlawful Detainer	UD	187	▼	-11.0%	-23
	Admin License	AL	119	▼	-22.7%	-35
	Other	OT	76	▲	+38.2%	+21
	Motor Carrier	MC	60	▼	-25.9%	-21
	Overweight	OC	52	▼	-23.5%	-16
	Protective Order	PO	47	▲	+30.6%	+11
	Preliminary Protective Order	PP	46	▲	+15.0%	+6
	Show Cause	SC	32	▼	-17.9%	-7
	Bond Forfeiture	BF	21	▲	+10.5%	+2
	Abstract	AJ	19	▼	-45.7%	-16
	Interrogatory	IN	15	▲	+50.0%	+5
	Impoundment	IM	14	▼	-69.6%	-32
	Detinue	DT	6	↔		-
	Petition-Restore Arms	PR	3	▲	+200.0%	+2
	Tenants Assertion	TA	1	↔		-
	Capias	CA	0	▼	-100.0%	-1
	Motion for Judgment	MJ	0	▼	-100.0%	-3
	Restricted Operators License	RL	0	▼	-100.0%	-1
<b>Total</b>			<b>2,832</b>	▲	<b>10.0%</b>	<b>+257</b>
<b>Civil Commitments</b>	Temporary Detention Order	TD	62	▲	+3.3%	+2
	Emergency Custody Order	EC	30	▲	+20.0%	+5
	<b>Total</b>			<b>92</b>	▲	<b>8.2%</b>
<b>GRAND TOTAL</b>			<b>14,130</b>	▲	7.4%	+974

**Dispositions by Major Case Category\*\***

Category	Summary	Change	% Change	Absolute Change
Felony	474	▼	-43.0%	-358
Garnishment	820	▲	+5.4%	+42
General Civil	1,342	▲	+31.2%	+319
Infraction/Civil Violation	7,188	▼	+12.4%	+792
Landlord /Tenant	188	▼	-10.9%	-23
Misdemeanor	3,035	▼	+8.2%	+231

\* Compared to same time period as previous year  
10/15/2024 1:33:13PM

\*\* Case Type Categories are defined in the 2017 Virginia Judicial Workload Assessment  
Source: SCV-SQL-Information

**CPSS - GCMS CASELOAD STATISTICS OF THE GENERAL DISTRICT COURTS**

January 2024 thru September 2024 Dispositions (Compared to January 2023 thru September 2023)

**Frederick**

District: 26 FIPS: 069

Other	990	▼	-4.4%	-46
Protective Orders	93	▲	+22.4%	+17
<b>GRAND TOTAL</b>	<b>14,130</b>	▲	7.4%	+974

\* Compared to same time period as previous year  
10/15/2024 1:33:13PM

\*\* Case Type Categories are defined in the 2017 Virginia Judicial Workload Assessment  
Source: SCV-SQL-Information

2024 Overall GRAND TOTAL		Distribution of Caseload			Change*		Percentage (%) of Caseload			
<b>4,988</b>	+101 2.1%	<b>Criminal</b>	679	14%	-35.4%	▼	-372	<b>Criminal</b>	2023 21.5%	2024 13.6%
2024	↑	<b>Traffic</b>	3,335	67%	16.3%	▲	+468	<b>Traffic</b>	58.7%	66.9%
2023		<b>Civil</b>	915	18%	-1.1%	▲	-10	<b>Civil</b>	18.9%	18.3%
		<b>Civil Commitments</b>	59	1%	34.1%	▲	+15	<b>Civil Commitments</b>	0.9%	1.2%
		<b>GRAND TOTAL</b>	<b>4,988</b>	100%	2.1%	▲	+101	<b>GRAND TOTAL</b>	100%	100%

Dispositions by Division & Code

Division	Case Type Description	Code	Summary	Change	% Change	Absolute Change
<b>Criminal</b>	Misdemeanor	M	317	▼	-45.9%	-269
	Felony	F	249	▼	-25.7%	-86
	Show Cause	SC	55	▲	+7.8%	+4
	Capias	CA	36	▼	-36.8%	-21
	Civil Violation	CV	21	▲	+5.0%	+1
	Motion	MO	1	▲	-	+1
	Restricted Operators License	RL	0	▼	-100.0%	-2
	<b>Total</b>			<b>679</b>	▼	<b>-35.4%</b>
<b>Traffic</b>	Infraction	I	2,719	▲	+27.3%	+583
	Misdemeanor	M	579	▼	-15.2%	-104
	Show Cause	SC	18	▼	-14.3%	-3
	Capias	CA	12	▼	-33.3%	-6
	Felony	F	7	↔	-	-
	Restricted Operators License	RL	0	▼	-100.0%	-2
	<b>Total</b>			<b>3,335</b>	▲	<b>16.3%</b>
<b>Civil</b>	Warrant in Debt	WD	375	▼	-0.5%	-2
	Garnishment	GA	295	▲	+14.8%	+38
	Unlawful Detainer	UD	72	▼	-20.0%	-18
	Other	OT	39	▲	-20.4%	-10
	Preliminary Protective Order	PP	26	▲	+52.9%	+9
	Detinue	DT	23	▲	+27.8%	+5
	Interrogatory	IN	23	▼	-51.1%	-24
	Admin License	AL	17	▼	-19.0%	-4
	Protective Order	PO	15	▲	+15.4%	+2
	Show Cause	SC	11	▼	-52.2%	-12
	Abstract	AJ	8	▲	+60.0%	+3
	Impoundment	IM	7	▲	+600.0%	+6
	Counter Claim	CC	3	▲	+50.0%	+1
	Motion for Judgment	MJ	1	↔	-	-
	Petition-Restore Arms	PR	0	▼	-100.0%	-1
	Restricted Operators License	RL	0	▼	-100.0%	-1
	Tenants Assertion	TA	0	▼	-100.0%	-1
Third Party Claim	TH	0	▼	-100.0%	-1	
<b>Total</b>			<b>915</b>	▼	<b>-1.1%</b>	<b>-10</b>
<b>Civil Commitments</b>	Temporary Detention Order	TD	40	▲	+66.7%	+16
	Emergency Custody Order	EC	19	▼	-5.0%	-1
	<b>Total</b>			<b>59</b>	▲	<b>34.1%</b>
<b>GRAND TOTAL</b>			<b>4,988</b>	▲	2.1%	+101

Dispositions by Major Case Category\*\*

Category	Summary	Change	% Change	Absolute Change
Felony	256	▼	-25.1%	-86
Garnishment	318	▼	+4.6%	+14
General Civil	402	▲	+1.0%	+4
Infraction/Civil Violation	2,740	▲	+27.1%	+584
Landlord /Tenant	72	▼	-20.9%	-19
Misdemeanor	896	▼	-29.7%	-378
Other	263	▲	-9.9%	-29

\* Compared to same time period as previous year  
10/15/2024 1:33:13PM

\*\* Case Type Categories are defined in the 2017 Virginia Judicial Workload Assessment  
Source: SCV-SQL-Information

**CPSS - GCMS CASELOAD STATISTICS OF THE GENERAL DISTRICT COURTS**

January 2024 thru September 2024 Dispositions (Compared to January 2023 thru September 2023)

---

Protective Orders	41	▲	+36.7%	+11
<b><i>GRAND TOTAL</i></b>	<b><u>4,988</u></b>	<b>▲</b>	<b>2.1%</b>	<b>+101</b>

\* Compared to same time period as previous year  
10/15/2024 1:33:13PM

\*\* Case Type Categories are defined in the 2017 Virginia Judicial Workload Assessment  
Source: SCV-SQL-Information



2024 Overall GRAND TOTAL		Distribution of Caseload			Change*		Percentage (%) of Caseload		
<b>27,434</b>	-454 -1.6%	<b>Criminal</b>	4,411	16%	-4.1% ▼	-188	<b>Criminal</b>	2023 16.5%	2024 16.1%
2024		<b>Traffic</b>	15,242	56%	-1.3% ▼	-193	<b>Traffic</b>	55.3%	55.6%
2023		<b>Civil</b>	7,291	27%	-0.5% ▼	-39	<b>Civil</b>	26.3%	26.6%
		<b>Civil Commitments</b>	490	2%	-6.5% ▼	-34	<b>Civil Commitments</b>	1.9%	1.8%
		<b>GRAND TOTAL</b>	<b>27,434</b>	100%	-1.6% ▼	-454	<b>GRAND TOTAL</b>	100%	100%

**Dispositions by Division & Code**

Division	Case Type Description	Code	Summary	Change	% Change	Absolute Change
<b>Criminal</b>	Misdemeanor	M	2,386	↔		-
	Felony	F	1,280	▼	-7.6%	-106
	Capias	CA	359	▼	-18.6%	-82
	Show Cause	SC	280	▲	+1.4%	+4
	Civil Violation	CV	106	▼	-2.8%	-3
	Restricted Operators License	RL	0	▼	-100.0%	-1
	<b>Total</b>			<b>4,411</b>	▼	<b>-4.1%</b>
<b>Traffic</b>	Infraction	I	11,314	▼	-4.1%	-480
	Misdemeanor	M	3,558	▲	+1.6%	+56
	Civil Violation	CV	223	▲	+3,085.7%	+216
	Felony	F	49	▲	+6.5%	+3
	Capias	CA	46	▲	+31.4%	+11
	Show Cause	SC	44	▲	+4.8%	+2
	Restricted Operators License	RL	8	↔		-
	Other	O	0	▼	-100.0%	-1
<b>Total</b>			<b>15,242</b>	▼	<b>-1.3%</b>	<b>-193</b>
<b>Civil</b>	Warrant in Debt	WD	4,079	▲	+9.7%	+360
	Garnishment	GA	997	▼	-12.0%	-136
	Unlawful Detainer	UD	809	▼	-20.5%	-208
	Admin License	AL	243	▲	+32.1%	+59
	Other	OT	197	▲	+11.3%	+20
	Impoundment	IM	188	▲	+45.7%	+59
	Detinue	DT	158	▲	+0.6%	+1
	Preliminary Protective Order	PP	132	▼	-12.6%	-19
	Interrogatory	IN	115	▼	-21.8%	-32
	Protective Order	PO	110	▼	-20.9%	-29
	Bond Forfeiture	BF	106	▼	-4.5%	-5
	Show Cause	SC	83	▼	-40.7%	-57
	Abstract	AJ	37	▼	-58.4%	-52
	Motion for Judgment	MJ	21	▲	+50.0%	+7
	Capias	CA	5	↔		-
	Overweight	OC	4	▲	+300.0%	+3
	Tenants Assertion	TA	3	▼	-40.0%	-2
	Petition-Restore Arms	PR	2	▼	-33.3%	-1
	Counter Claim	CC	1	▼	-87.5%	-7
	Cross Claim	CR	1	▲	-	+1
Restricted Operators License	RL	0	▼	-100.0%	-1	
<b>Total</b>			<b>7,291</b>	▼	<b>-0.5%</b>	<b>-39</b>
<b>Civil Commitments</b>	Temporary Detention Order	TD	196	▼	-4.4%	-9
	Mental Commitment	MC	127	▼	-5.9%	-8
	Emergency Custody Order	EC	105	▼	-8.7%	-10
	Petition	PT	39	▼	-25.0%	-13
	Other	OT	19	▲	+18.8%	+3
	Medical Emergency Temporary Detention Order	MT	3	▲	+200.0%	+2
	Medical Emergency Custody Order	ME	1	▲	-	+1
<b>Total</b>			<b>490</b>	▼	<b>-6.5%</b>	<b>-34</b>
<b>GRAND TOTAL</b>			<b>27,434</b>	▼	-1.6%	-454

\* Compared to same time period as previous year  
 10/15/2024 1:33:13PM

\*\* Case Type Categories are defined in the 2017 Virginia Judicial Workload Assessment  
 Source: SCV-SQL-Information

**Dispositions by Major Case Category\*\***

Category	Summary	Change	% Change	Absolute Change
Felony	1,329	▼	-7.2%	-103
Garnishment	1,112	▼	-13.1%	-168
General Civil	4,297	▲	+9.5%	+374
Infraction/Civil Violation	11,647	▲	-2.2%	-265
Involuntary Civil Commitments	58	▼	-14.7%	-10
Landlord /Tenant	812	▼	-20.5%	-210
Misdemeanor	5,952	▼	+0.9%	+54
Other	1,985	▲	-3.8%	-78
Protective Orders	242	▼	-16.6%	-48
<b>GRAND TOTAL</b>	<b>27,434</b>	▼	-1.6%	-454

\* Compared to same time period as previous year  
 10/15/2024 1:33:13PM

\*\* Case Type Categories are defined in the 2017 Virginia Judicial Workload Assessment  
 Source: SCV-SQL-Information

**CPSS - GCMS CASELOAD STATISTICS OF THE GENERAL DISTRICT COURTS**

January 2024 thru September 2024 Dispositions (Compared to January 2023 thru September 2023)

**Shenandoah**

District: 26 FIPS: 171

2024 Overall GRAND TOTAL		Distribution of Caseload			Change*		Percentage (%) of Caseload		
<b>10,396</b>	+1,512 17.0%	<b>Criminal</b>	1,067	10%	-3.9% ▼	-43	<b>Criminal</b>	2023 12.5%	2024 10.3%
2024		<b>Traffic</b>	7,805	75%	24.4% ▲	+1,533	<b>Traffic</b>	70.6%	75.1%
2023		<b>Civil</b>	1,467	14%	1.0% ▲	+15	<b>Civil</b>	16.3%	14.1%
		<b>Civil Commitments</b>	57	1%	14.0% ▲	+7	<b>Civil Commitments</b>	0.6%	0.5%
		<b>GRAND TOTAL</b>	<b>10,396</b>	100%	17.0% ▲	+1,512	<b>GRAND TOTAL</b>	100%	100%

**Dispositions by Division & Code**

Division	Case Type Description	Code	Summary	Change	% Change	Absolute Change
<b>Criminal</b>	Misdemeanor	M	536	▼	-6.3%	-36
	Felony	F	262	▼	-16.3%	-51
	Show Cause	SC	119	▲	+80.3%	+53
	Capias	CA	93	▼	-17.0%	-19
	Civil Violation	CV	46	▲	+12.2%	+5
	Motion	MO	11	▲	+83.3%	+5
	<b>Total</b>			<b>1,067</b>	▼	<b>-3.9%</b>
<b>Traffic</b>	Infraction	I	6,172	▲	+32.0%	+1,497
	Misdemeanor	M	1,541	▲	+2.0%	+30
	Capias	CA	43	▲	+4.9%	+2
	Show Cause	SC	29	▲	+3.6%	+1
	Felony	F	18	▲	+12.5%	+2
	Civil Violation	CV	1	↔		-
	Motion	MO	1	▲	-	+1
<b>Total</b>			<b>7,805</b>	▲	<b>24.4%</b>	<b>+1,533</b>
<b>Civil</b>	Warrant in Debt	WD	634	▲	+2.4%	+15
	Garnishment	GA	446	▲	+15.2%	+59
	Unlawful Detainer	UD	149	▲	+1.4%	+2
	Other	OT	53	▲	-18.5%	-12
	Admin License	AL	51	▼	-5.6%	-3
	Show Cause	SC	30	▲	+36.4%	+8
	Preliminary Protective Order	PP	21	▼	-34.4%	-11
	Bond Forfeiture	BF	17	▼	-15.0%	-3
	Abstract	AJ	16	▼	-66.0%	-31
	Protective Order	PO	15	▼	-16.7%	-3
	Impoundment	IM	11	▲	+22.2%	+2
	Detinue	DT	10	▲	+25.0%	+2
	Interrogatory	IN	10	▼	-37.5%	-6
	Capias	CA	1	▼	-75.0%	-3
	Motion for Judgment	MJ	1	↔		-
	Overweight	OC	1	↔		-
	Tenants Assertion	TA	1	▲	-	+1
	Counter Claim	CC	0	▼	-100.0%	-1
Restricted Operators License	RL	0	▼	-100.0%	-1	
<b>Total</b>			<b>1,467</b>	▲	<b>1.0%</b>	<b>+15</b>
<b>Civil Commitments</b>	Temporary Detention Order	TD	33	▼	-8.3%	-3
	Emergency Custody Order	EC	24	▲	+71.4%	+10
	<b>Total</b>		<b>57</b>	▲	<b>14.0%</b>	<b>+7</b>
<b>GRAND TOTAL</b>			<b>10,396</b>	▲	17.0%	+1,512

**Dispositions by Major Case Category\*\***

Category	Summary	Change	% Change	Absolute Change
Felony	280	▼	-14.9%	-49
Garnishment	456	▼	+13.2%	+53
General Civil	655	▲	+3.6%	+23
Infraction/Civil Violation	6,220	▲	+31.8%	+1,502
Landlord /Tenant	150	▲	+2.0%	+3
Misdemeanor	2,077	▼	-0.3%	-7

\* Compared to same time period as previous year  
10/15/2024 1:33:13PM

\*\* Case Type Categories are defined in the 2017 Virginia Judicial Workload Assessment  
Source: SCV-SQL-Information

**CPSS - GCMS CASELOAD STATISTICS OF THE GENERAL DISTRICT COURTS**

January 2024 thru September 2024 Dispositions (Compared to January 2023 thru September 2023)

Other	522	▲	+0.2%	+1
Protective Orders	36	▼	-28.0%	-14
<b>GRAND TOTAL</b>	<b>10,396</b>	▲	17.0%	+1,512

\* Compared to same time period as previous year  
10/15/2024 1:33:13PM

\*\* Case Type Categories are defined in the 2017 Virginia Judicial Workload Assessment  
Source: SCV-SQL-Information

**CPSS - GCMS CASELOAD STATISTICS OF THE GENERAL DISTRICT COURTS**

January 2024 thru September 2024 Dispositions (Compared to January 2023 thru September 2023)

2024 Overall GRAND TOTAL		Distribution of Caseload			Change*		Percentage (%) of Caseload		
<b>8,109</b>	+515 6.8%	<b>Criminal</b>	1,818	22%	7.3% ▲	+123	<b>Criminal</b>	2023 22.3%	2024 22.4%
2024		<b>Traffic</b>	4,173	51%	0.2% ▲	+10	<b>Traffic</b>	54.8%	51.5%
2023		<b>Civil</b>	2,011	25%	22.8% ▲	+374	<b>Civil</b>	21.6%	24.8%
		<b>Civil Commitments</b>	107	1%	8.1% ▲	+8	<b>Civil Commitments</b>	1.3%	1.3%
		<b>GRAND TOTAL</b>	<b>8,109</b>	100%	6.8% ▲	+515	<b>GRAND TOTAL</b>	100%	100%

**Dispositions by Division & Code**

Division	Case Type Description	Code	Summary	Change	% Change	Absolute Change
<b>Criminal</b>	Misdemeanor	M	1,009	▲	+12.5%	+112
	Felony	F	476	▲	+10.7%	+46
	Capias	CA	148	▼	-7.5%	-12
	Show Cause	SC	126	▼	-22.2%	-36
	Civil Violation	CV	59	▲	+31.1%	+14
	Restricted Operators License	RL	0	▼	-100.0%	-1
	<b>Total</b>			<b>1,818</b>	<b>▲</b>	<b>7.3%</b>
<b>Traffic</b>	Infraction	I	3,067	▼	-4.1%	-131
	Misdemeanor	M	989	▲	+14.6%	+126
	Civil Violation	CV	37	▲	+1,750.0%	+35
	Capias	CA	36	▼	-20.0%	-9
	Show Cause	SC	27	▼	-22.9%	-8
	Felony	F	16	▼	-20.0%	-4
	Other	O	1	▲	-	+1
<b>Total</b>			<b>4,173</b>	<b>▲</b>	<b>0.2%</b>	<b>+10</b>
<b>Civil</b>	Warrant in Debt	WD	880	▲	+35.6%	+231
	Garnishment	GA	523	▲	+17.5%	+78
	Unlawful Detainer	UD	175	▼	-5.4%	-10
	Impoundment	IM	107	▲	+28.9%	+24
	Admin License	AL	86	▲	+24.6%	+17
	Other	OT	49	▲	+19.5%	+8
	Detinue	DT	45	▲	+45.2%	+14
	Show Cause	SC	33	▲	+135.7%	+19
	Interrogatory	IN	31	▲	+244.4%	+22
	Preliminary Protective Order	PP	26	▲	+4.0%	+1
	Protective Order	PO	21	▼	-8.7%	-2
	Abstract	AJ	17	▼	-63.8%	-30
	Bond Forfeiture	BF	7	▲	+40.0%	+2
	Overweight	OC	5	▲	+150.0%	+3
	Tenants Assertion	TA	3	▲	-	+3
	Counter Claim	CC	1	▼	-66.7%	-2
	Motion for Judgment	MJ	1	▼	-50.0%	-1
	Petition-Restore Arms	PR	1	↔	-	-
	Capias	CA	0	▼	-100.0%	-1
	Restricted Operators License	RL	0	▼	-100.0%	-1
	Third Party Claim	TH	0	▼	-100.0%	-1
<b>Total</b>			<b>2,011</b>	<b>▲</b>	<b>22.8%</b>	<b>+374</b>
<b>Civil Commitments</b>	Temporary Detention Order	TD	66	▼	-8.3%	-6
	Emergency Custody Order	EC	41	▲	+51.9%	+14
<b>Total</b>			<b>107</b>	<b>▲</b>	<b>8.1%</b>	<b>+8</b>
<b>GRAND TOTAL</b>			<b>8,109</b>	<b>▲</b>	<b>6.8%</b>	<b>+515</b>

**Dispositions by Major Case Category\*\***

Category	Summary	Change	% Change	Absolute Change
Felony	492	▼	+9.3%	+42
Garnishment	554	▲	+22.0%	+100
General Civil	936	▲	+35.8%	+247
Infraction/Civil Violation	3,169	▲	-2.4%	-78

\* Compared to same time period as previous year  
10/15/2024 1:33:13PM

\*\* Case Type Categories are defined in the 2017 Virginia Judicial Workload Assessment  
Source: SCV-SQL-Information

**CPSS - GCMS CASELOAD STATISTICS OF THE GENERAL DISTRICT COURTS**

**Warren**

January 2024 thru September 2024 Dispositions (Compared to January 2023 thru September 2023)

District: 26 FIPS: 187

Landlord /Tenant	178	▲	-3.8%	-7
Misdemeanor	1,998	▼	+13.4%	+236
Other	735	▼	-3.2%	-24
Protective Orders	47	▼	-2.1%	-1
<b>GRAND TOTAL</b>	<b>8,109</b>	▲	6.8%	+515

\* Compared to same time period as previous year  
10/15/2024 1:33:13PM

\*\* Case Type Categories are defined in the 2017 Virginia Judicial Workload Assessment  
Source: SCV-SQL-Information

**CPSS - GCMS CASELOAD STATISTICS OF THE GENERAL DISTRICT COURTS**

January 2024 thru September 2024 Dispositions (Compared to January 2023 thru September 2023)

2024 Overall GRAND TOTAL		Distribution of Caseload			Change*		Percentage (%) of Caseload		
<b>8,598</b>	+616 7.7%	<b>Criminal</b>	2,110	25%	15.7% ▲	+287	<b>Criminal</b>	2023 22.8%	2024 24.5%
2024	↑	<b>Traffic</b>	3,291	38%	3.7% ▲	+117	<b>Traffic</b>	39.8%	38.3%
2023		<b>Civil</b>	2,877	33%	5.5% ▲	+149	<b>Civil</b>	34.2%	33.5%
		<b>Civil Commitments</b>	320	4%	24.5% ▲	+63	<b>Civil Commitments</b>	3.2%	3.7%
		<b>GRAND TOTAL</b>	<b>8,598</b>	100%	7.7% ▲	+616	<b>GRAND TOTAL</b>	100%	100%

**Dispositions by Division & Code**

Division	Case Type Description	Code	Summary	Change	% Change	Absolute Change
<b>Criminal</b>	Misdemeanor	M	1,206	▲	+15.9%	+165
	Felony	F	439	▲	+19.3%	+71
	Capias	CA	256	▲	+13.8%	+31
	Show Cause	SC	182	▲	+15.9%	+25
	Civil Violation	CV	27	▼	-15.6%	-5
	<b>Total</b>			<b>2,110</b>	<b>▲</b>	<b>15.7%</b>
<b>Traffic</b>	Infraction	I	2,249	▼	-0.5%	-12
	Misdemeanor	M	786	▲	+16.1%	+109
	Other	O	182	▲	+10.3%	+17
	Capias	CA	32	▼	-17.9%	-7
	Show Cause	SC	24	↔		-
	Felony	F	18	▲	+157.1%	+11
	Civil Violation	CV	0	▼	-100.0%	-1
	<b>Total</b>			<b>3,291</b>	<b>▲</b>	<b>3.7%</b>
<b>Civil</b>	Warrant in Debt	WD	1,144	▲	+12.6%	+128
	Garnishment	GA	1,023	▲	+1.8%	+18
	Unlawful Detainer	UD	255	▼	-1.9%	-5
	Admin License	AL	136	▲	+65.9%	+54
	Other	OT	63	▼	+3.3%	+2
	Detinue	DT	50	▼	-35.1%	-27
	Abstract	AJ	49	▼	-7.5%	-4
	Protective Order	PO	41	▲	+7.9%	+3
	Preliminary Protective Order	PP	37	▲	+68.2%	+15
	Impoundment	IM	20	▲	+81.8%	+9
	Bond Forfeiture	BF	17	▼	-15.0%	-3
	Interrogatory	IN	16	▲	+6.7%	+1
	Show Cause	SC	15	▼	-59.5%	-22
	Zoning Violation	ZO	7	▼	-63.2%	-12
	Motion for Judgment	MJ	2	▲	-	+2
	Counter Claim	CC	1	▲	-	+1
	Petition-Restore Arms	PR	1	▼	-66.7%	-2
	Capias	CA	0	▼	-100.0%	-3
	Tenants Assertion	TA	0	▼	-100.0%	-5
	Third Party Claim	TH	0	▼	-100.0%	-1
<b>Total</b>			<b>2,877</b>	<b>▲</b>	<b>5.5%</b>	<b>+149</b>
<b>Civil Commitments</b>	Mental Commitment	MC	192	▲	+17.8%	+29
	Temporary Detention Order	TD	68	▲	+44.7%	+21
	Emergency Custody Order	EC	41	▲	+24.2%	+8
	Other	OT	17	▲	+41.7%	+5
	Medical Emergency Temporary Detention Order	MT	2	↔		-
<b>Total</b>			<b>320</b>	<b>▲</b>	<b>24.5%</b>	<b>+63</b>
<b>GRAND TOTAL</b>			<b>8,598</b>	<b>▲</b>	<b>7.7%</b>	<b>+616</b>

**Dispositions by Major Case Category\*\***

Category	Summary	Change	% Change	Absolute Change
Felony	457	▲	+21.9%	+82
Garnishment	1,039	▲	+1.9%	+19
General Civil	1,202	▲	+9.1%	+100

\* Compared to same time period as previous year  
10/15/2024 1:33:13PM

\*\* Case Type Categories are defined in the 2017 Virginia Judicial Workload Assessment  
Source: SCV-SQL-Information

**CPSS - GCMS CASELOAD STATISTICS OF THE GENERAL DISTRICT COURTS**

January 2024 thru September 2024 Dispositions (Compared to January 2023 thru September 2023)

Infraction/Civil Violation	2,458	▼	0.0%	-1
Involuntary Civil Commitments	17	▲	+41.7%	+5
Landlord /Tenant	255	▼	-3.8%	-10
Misdemeanor	1,999	▼	+15.1%	+262
Other	1,093	▲	+14.8%	+141
Protective Orders	78	▲	+30.0%	+18
<b>GRAND TOTAL</b>	<b>8,598</b>	▲	7.7%	+616

\* Compared to same time period as previous year  
10/15/2024 1:33:13PM

\*\* Case Type Categories are defined in the 2017 Virginia Judicial Workload Assessment  
Source: SCV-SQL-Information



**CPSS - GCMS CASELOAD STATISTICS OF THE GENERAL DISTRICT COURTS**

January 2024 thru September 2024 Dispositions (Compared to January 2023 thru September 2023)

2024 Overall GRAND TOTAL		Distribution of Caseload			Change*		Percentage (%) of Caseload		
<b>5,733</b>	-189 -3.2%	<b>Criminal</b>	319	6%	26.6% ▲	+67	<b>Criminal</b>	2023 4.3%	2024 5.6%
2024		<b>Traffic</b>	5,164	90%	-5.8% ▼	-320	<b>Traffic</b>	92.6%	90.1%
2023		<b>Civil</b>	245	4%	36.9% ▲	+66	<b>Civil</b>	3.0%	4.3%
		<b>Civil Commitments</b>	5	0%	-28.6% ▼	-2	<b>Civil Commitments</b>	0.1%	0.1%
		<b>GRAND TOTAL</b>	<b>5,733</b>	100%	-3.2% ▼	-189	<b>GRAND TOTAL</b>	100%	100%

**Dispositions by Division & Code**

Division	Case Type Description	Code	Summary	Change	% Change	Absolute Change
<b>Criminal</b>	Misdemeanor	M	179	▲	+58.4%	+66
	Felony	F	98	▼	-12.5%	-14
	Show Cause	SC	28	▲	+75.0%	+12
	Capias	CA	8	↔		-
	Civil Violation	CV	6	▲	+100.0%	+3
	<b>Total</b>			<b>319</b>	▲	<b>26.6%</b>
<b>Traffic</b>	Infraction	I	4,224	▼	-4.3%	-192
	Misdemeanor	M	927	▼	-12.4%	-131
	Civil Violation	CV	10	▲	+233.3%	+7
	Capias	CA	1	↔		-
	Felony	F	1	↔		-
	Show Cause	SC	1	▼	-80.0%	-4
	<b>Total</b>			<b>5,164</b>	▼	<b>-5.8%</b>
<b>Civil</b>	Warrant in Debt	WD	114	▲	+103.6%	+58
	Garnishment	GA	28	▲	+7.7%	+2
	Motor Carrier	MC	24	▲	+26.3%	+5
	Overweight	OC	17	▲	+30.8%	+4
	Bond Forfeiture	BF	16	▲	+60.0%	+6
	Admin License	AL	13	▼	-59.4%	-19
	Unlawful Detainer	UD	11	▲	+175.0%	+7
	Other	OT	9	▼	-10.0%	-1
	Preliminary Protective Order	PP	7	▲	+75.0%	+3
	Detinue	DT	3	▲	+200.0%	+2
	Abstract	AJ	1	▼	-50.0%	-1
	Protective Order	PO	1	▲	-	+1
	Show Cause	SC	1	▲	-	+1
	Impoundment	IM	0	▼	-100.0%	-1
	Tenants Assertion	TA	0	▼	-100.0%	-1
	<b>Total</b>			<b>245</b>	▲	<b>36.9%</b>
<b>Civil Commitments</b>	Temporary Detention Order	TD	4	▼	-20.0%	-1
	Emergency Custody Order	EC	1	▼	-50.0%	-1
	<b>Total</b>			<b>5</b>	▼	<b>-28.6%</b>
<b>GRAND TOTAL</b>			<b>5,733</b>	▼	-3.2%	-189

**Dispositions by Major Case Category\*\***

Category	Summary	Change	% Change	Absolute Change	
Felony	99	▼	-12.4%	-14	
Garnishment	28	▲	+7.7%	+2	
General Civil	117	▲	+105.3%	+60	
Infraction/Civil Violation	4,281	▲	-3.9%	-173	
Landlord /Tenant	11	▲	+120.0%	+6	
Misdemeanor	1,106	▲	-5.6%	-65	
Other	83	▲	-9.8%	-9	
Protective Orders	8	▲	+100.0%	+4	
<b>GRAND TOTAL</b>		<b>5,733</b>	▼	-3.2%	-189

\* Compared to same time period as previous year  
10/15/2024 1:33:13PM

\*\* Case Type Categories are defined in the 2017 Virginia Judicial Workload Assessment  
Source: SCV-SQL-Information

**CPSS - GCMS CASELOAD STATISTICS OF THE GENERAL DISTRICT COURTS**

January 2024 thru September 2024 Dispositions (Compared to January 2023 thru September 2023)

2024 Overall GRAND TOTAL		Distribution of Caseload			Change*		Percentage (%) of Caseload			
<b>15,704</b>	+12 0.1%	<b>Criminal</b>	639	4%	-12.0%	▼	-87	<b>Criminal</b>	2023 4.6%	2024 4.1%
2024	↑	<b>Traffic</b>	14,131	90%	-0.2%	▼	-29	<b>Traffic</b>	90.2%	90.0%
2023		<b>Civil</b>	882	6%	17.8%	▲	+133	<b>Civil</b>	4.8%	5.6%
		<b>Civil Commitments</b>	52	0%	-8.8%	▼	-5	<b>Civil Commitments</b>	0.4%	0.3%
		<b>GRAND TOTAL</b>	<b>15,704</b>	100%	0.1%	▲	+12	<b>GRAND TOTAL</b>	100%	100%

**Dispositions by Division & Code**

Division	Case Type Description	Code	Summary	Change	% Change	Absolute Change
<b>Criminal</b>	Misdemeanor	M	344	▼	-20.9%	-91
	Felony	F	222	▼	-1.8%	-4
	Capias	CA	44	▲	+22.2%	+8
	Show Cause	SC	20	▲	+42.9%	+6
	Civil Violation	CV	9	▼	-40.0%	-6
	<b>Total</b>			<b>639</b>	▼	<b>-12.0%</b>
<b>Traffic</b>	Infraction	I	12,346	▼	-0.9%	-106
	Misdemeanor	M	1,748	▲	+5.2%	+86
	Felony	F	14	▼	-30.0%	-6
	Capias	CA	12	↔		-
	Show Cause	SC	11	▼	-21.4%	-3
	<b>Total</b>			<b>14,131</b>	▼	<b>-0.2%</b>
<b>Civil</b>	Warrant in Debt	WD	398	▲	+53.1%	+138
	Garnishment	GA	230	▲	+10.0%	+21
	Unlawful Detainer	UD	65	▼	-30.9%	-29
	Other	OT	44	▲	+37.5%	+12
	Impoundment	IM	38	▼	-19.1%	-9
	Preliminary Protective Order	PP	29	▲	+20.8%	+5
	Bond Forfeiture	BF	21	↔		-
	Protective Order	PO	21	▲	+40.0%	+6
	Admin License	AL	15	▲	+15.4%	+2
	Overweight	OC	8	▼	-38.5%	-5
	Detinue	DT	6	▼	-14.3%	-1
	Show Cause	SC	3	↔		-
	Abstract	AJ	2	▼	-60.0%	-3
	Interrogatory	IN	1	▼	-50.0%	-1
	Petition-Restore Arms	PR	1	▼	-66.7%	-2
	Tenants Assertion	TA	0	▼	-100.0%	-1
<b>Total</b>			<b>882</b>	▲	<b>17.8%</b>	<b>+133</b>
<b>Civil Commitments</b>	Temporary Detention Order	TD	30	▼	-6.3%	-2
	Emergency Custody Order	EC	22	▼	-12.0%	-3
	<b>Total</b>			<b>52</b>	▼	<b>-8.8%</b>
<b>GRAND TOTAL</b>			<b>15,704</b>	▲	0.1%	+12

**Dispositions by Major Case Category\*\***

Category	Summary	Change	% Change	Absolute Change
Felony	236	▼	-4.1%	-10
Garnishment	231	▼	+9.5%	+20
General Civil	406	▼	+49.8%	+135
Infraction/Civil Violation	12,363	▼	-0.9%	-117
Landlord /Tenant	65	▼	-31.6%	-30
Misdemeanor	2,092	▼	-0.2%	-5
Other	261	▲	+3.2%	+8
Protective Orders	50	▲	+28.2%	+11
<b>GRAND TOTAL</b>	<b>15,704</b>	▲	0.1%	+12

\* Compared to same time period as previous year  
10/15/2024 1:33:13PM

\*\* Case Type Categories are defined in the 2017 Virginia Judicial Workload Assessment  
Source: SCV-SQL-Information

**CPSS - GCMS CASELOAD STATISTICS OF THE GENERAL DISTRICT COURTS**

January 2024 thru September 2024 Dispositions (Compared to January 2023 thru September 2023)

**Floyd**

District: 27 FIPS: 063

2024 Overall GRAND TOTAL		Distribution of Caseload			Change*		Percentage (%) of Caseload		
<b>1,993</b>	-13 -0.6%	<b>Criminal</b>	260	13%	16.6% ▲	+37	<b>Criminal</b>	2023 11.1%	2024 13.0%
2024		<b>Traffic</b>	1,364	68%	-3.6% ▼	-51	<b>Traffic</b>	70.5%	68.4%
2023		<b>Civil</b>	346	17%	6.1% ▲	+20	<b>Civil</b>	16.3%	17.4%
		<b>Civil Commitments</b>	23	1%	-45.2% ▼	-19	<b>Civil Commitments</b>	2.1%	1.2%
		<b>GRAND TOTAL</b>	<b>1,993</b>	100%	-0.6% ▼	-13	<b>GRAND TOTAL</b>	100%	100%

**Dispositions by Division & Code**

Division	Case Type Description	Code	Summary	Change	% Change	Absolute Change
<b>Criminal</b>	Misdemeanor	M	175	▲	+31.6%	+42
	Felony	F	52	▲	+23.8%	+10
	Civil Violation	CV	14	▼	-62.2%	-23
	Capias	CA	11	▲	+175.0%	+7
	Show Cause	SC	8	▲	+14.3%	+1
	<b>Total</b>			<b>260</b>	<b>▲</b>	<b>16.6%</b>
<b>Traffic</b>	Infraction	I	1,180	▼	-0.7%	-8
	Misdemeanor	M	170	▼	-11.5%	-22
	Show Cause	SC	8	▼	-27.3%	-3
	Capias	CA	5	▼	-28.6%	-2
	Felony	F	1	▼	-94.1%	-16
	<b>Total</b>			<b>1,364</b>	<b>▼</b>	<b>-3.6%</b>
<b>Civil</b>	Warrant in Debt	WD	192	▲	+26.3%	+40
	Garnishment	GA	64	▼	-1.5%	-1
	Unlawful Detainer	UD	26	↔		-
	Preliminary Protective Order	PP	13	▲	+18.2%	+2
	Other	OT	12	▼	-25.0%	-4
	Interrogatory	IN	9	▲	+50.0%	+3
	Protective Order	PO	9	▲	+12.5%	+1
	Impoundment	IM	6	▲	+50.0%	+2
	Show Cause	SC	5	▼	-37.5%	-3
	Detinue	DT	4	↔		-
	Admin License	AL	3	▼	-87.0%	-20
	Abstract	AJ	1	▼	-50.0%	-1
	Capias	CA	1	▲	-	+1
	Petition-Restore Arms	PR	1	▲	-	+1
	Counter Claim	CC	0	▼	-100.0%	-1
	<b>Total</b>			<b>346</b>	<b>▲</b>	<b>6.1%</b>
<b>Civil Commitments</b>	Temporary Detention Order	TD	14	▼	-44.0%	-11
	Emergency Custody Order	EC	9	▼	-47.1%	-8
	<b>Total</b>			<b>23</b>	<b>▼</b>	<b>-45.2%</b>
<b>GRAND TOTAL</b>			<b>1,993</b>	<b>▼</b>	<b>-0.6%</b>	<b>-13</b>

**Dispositions by Major Case Category\*\***


Category	Summary	Change	% Change	Absolute Change
Felony	53	▼	-10.2%	-6
Garnishment	73	▲	+2.8%	+2
General Civil	198	▲	+23.0%	+37
Infraction/Civil Violation	1,194	▼	-2.5%	-31
Landlord /Tenant	26	↔		0
Misdemeanor	345	▲	+6.2%	+20
Other	82	▲	-31.7%	-38
Protective Orders	22	▲	+15.8%	+3
<b>GRAND TOTAL</b>	<b>1,993</b>	<b>▼</b>	<b>-0.6%</b>	<b>-13</b>

\* Compared to same time period as previous year  
10/15/2024 1:33:13PM

\*\* Case Type Categories are defined in the 2017 Virginia Judicial Workload Assessment  
Source: SCV-SQL-Information

**CPSS - GCMS CASELOAD STATISTICS OF THE GENERAL DISTRICT COURTS**

January 2024 thru September 2024 Dispositions (Compared to January 2023 thru September 2023)

2024 Overall GRAND TOTAL		Distribution of Caseload			Change*		Percentage (%) of Caseload		
<b>2,766</b>	-188 -6.4%	<b>Criminal</b>	744	27%	11.2% ▲	+75	<b>Criminal</b>	2023 22.6%	2024 26.9%
		<b>Traffic</b>	1,206	44%	-19.3% ▼	-289	<b>Traffic</b>	50.6%	43.6%
		<b>Civil</b>	699	25%	27.3% ▲	+150	<b>Civil</b>	18.6%	25.3%
		<b>Civil Commitments</b>	117	4%	-51.5% ▼	-124	<b>Civil Commitments</b>	8.2%	4.2%
		<b>GRAND TOTAL</b>	<b>2,766</b>	100%	-6.4% ▼	-188	<b>GRAND TOTAL</b>	100%	100%

**Dispositions by Division & Code**

Division	Case Type Description	Code	Summary	Change	% Change	Absolute Change
<b>Criminal</b>	Misdemeanor	M	417	▲	+2.2%	+9
	Felony	F	174	▲	+24.3%	+34
	Capias	CA	82	▲	+7.9%	+6
	Show Cause	SC	61	▲	+74.3%	+26
	Civil Violation	CV	10	↔		-
	<b>Total</b>			<b>744</b>	<b>▲</b>	<b>11.2%</b>
<b>Traffic</b>	Infraction	I	972	▼	-14.5%	-165
	Misdemeanor	M	231	▼	-31.3%	-105
	Capias	CA	1	▼	-85.7%	-6
	Felony	F	1	▼	-85.7%	-6
	Show Cause	SC	1	▼	-83.3%	-5
	Civil Violation	CV	0	▼	-100.0%	-2
	<b>Total</b>			<b>1,206</b>	<b>▼</b>	<b>-19.3%</b>
<b>Civil</b>	Warrant in Debt	WD	270	▲	+25.6%	+55
	Garnishment	GA	187	▲	+45.0%	+58
	Detinue	DT	59	▲	+51.3%	+20
	Impoundment	IM	59	▲	+25.5%	+12
	Other	OT	39	▲	+18.2%	+6
	Unlawful Detainer	UD	31	↔		-
	Admin License	AL	16	↔		-
	Preliminary Protective Order	PP	13	▼	-7.1%	-1
	Protective Order	PO	13	▲	+18.2%	+2
	Bond Forfeiture	BF	5	▼	-54.5%	-6
	Show Cause	SC	3	▲	-	+3
	Abstract	AJ	2	▲	-	+2
	Interrogatory	IN	1	↔		-
	Petition-Restore Arms	PR	1	↔		-
	Tenants Assertion	TA	0	▼	-100.0%	-1
	<b>Total</b>			<b>699</b>	<b>▲</b>	<b>27.3%</b>
<b>Civil Commitments</b>	Mental Commitment	MC	71	▼	-60.6%	-109
	Emergency Custody Order	EC	22	▲	+4.8%	+1
	Temporary Detention Order	TD	19	▼	-45.7%	-16
	Medical Emergency Temporary Detention Order	MT	4	▼	-20.0%	-1
	Other	OT	1	▲	-	+1
<b>Total</b>			<b>117</b>	<b>▼</b>	<b>-51.5%</b>	<b>-124</b>
<b>GRAND TOTAL</b>			<b>2,766</b>	<b>▼</b>	<b>-6.4%</b>	<b>-188</b>

**Dispositions by Major Case Category\*\***

Category	Summary	Change	% Change	Absolute Change
Felony	175	▼	+19.0%	+28
Garnishment	188	▲	+44.6%	+58
General Civil	340	▲	+30.8%	+80
Infraction/Civil Violation	982	▼	-14.5%	-167
Involuntary Civil Commitments	1	▲	-	+1
Landlord /Tenant	31	▼	-3.1%	-1
Misdemeanor	648	▼	-12.9%	-96
Other	375	▲	-19.7%	-92

\* Compared to same time period as previous year  
10/15/2024 1:33:13PM

\*\* Case Type Categories are defined in the 2017 Virginia Judicial Workload Assessment  
Source: SCV-SQL-Information

**CPSS - GCMS CASELOAD STATISTICS OF THE GENERAL DISTRICT COURTS**

January 2024 thru September 2024 Dispositions (Compared to January 2023 thru September 2023)

---

Protective Orders	26	▲	+4.0%	+1
<b><i>GRAND TOTAL</i></b>	<b><u>2,766</u></b>	▼	-6.4%	-188

---

\* Compared to same time period as previous year  
10/15/2024 1:33:13PM

\*\* Case Type Categories are defined in the 2017 Virginia Judicial Workload Assessment  
Source: SCV-SQL-Information

**CPSS - GCMS CASELOAD STATISTICS OF THE GENERAL DISTRICT COURTS**

January 2024 thru September 2024 Dispositions (Compared to January 2023 thru September 2023)

2024 Overall GRAND TOTAL		Distribution of Caseload			Change*		Percentage (%) of Caseload		
<b>4,902</b>	-141 -2.8%	<b>Criminal</b>	429	9%	14.1% ▲	+53	<b>Criminal</b>	2023 7.5%	2024 8.8%
2024		<b>Traffic</b>	3,821	78%	-7.1% ▼	-292	<b>Traffic</b>	81.6%	77.9%
2023		<b>Civil</b>	612	12%	15.9% ▲	+84	<b>Civil</b>	10.5%	12.5%
		<b>Civil Commitments</b>	40	1%	53.8% ▲	+14	<b>Civil Commitments</b>	0.5%	0.8%
		<b>GRAND TOTAL</b>	<b>4,902</b>	100%	-2.8% ▼	-141	<b>GRAND TOTAL</b>	100%	100%

**Dispositions by Division & Code**

Division	Case Type Description	Code	Summary	Change	% Change	Absolute Change
<b>Criminal</b>	Misdemeanor	M	266	▲	+16.7%	+38
	Felony	F	87	▲	+38.1%	+24
	Show Cause	SC	38	▼	-15.6%	-7
	Civil Violation	CV	20	▲	+11.1%	+2
	Capias	CA	18	▼	-18.2%	-4
	<b>Total</b>			<b>429</b>	▲	<b>14.1%</b>
<b>Traffic</b>	Infraction	I	3,431	▼	-7.9%	-296
	Misdemeanor	M	381	▲	+3.8%	+14
	Show Cause	SC	4	▼	-42.9%	-3
	Felony	F	3	▼	-50.0%	-3
	Capias	CA	1	▼	-83.3%	-5
	Restricted Operators License	RL	1	▲	-	+1
	<b>Total</b>			<b>3,821</b>	▼	<b>-7.1%</b>
<b>Civil</b>	Warrant in Debt	WD	313	▲	+46.9%	+100
	Garnishment	GA	143	▲	+4.4%	+6
	Unlawful Detainer	UD	81	▼	-12.0%	-11
	Preliminary Protective Order	PP	20	▼	-31.0%	-9
	Other	OT	14	▲	-12.5%	-2
	Protective Order	PO	11	▼	-21.4%	-3
	Admin License	AL	10	▼	-28.6%	-4
	Bond Forfeiture	BF	9	▲	+80.0%	+4
	Abstract	AJ	6	▲	+500.0%	+5
	Impoundment	IM	2	▲	+100.0%	+1
	Overweight	OC	2	▲	+100.0%	+1
	Detinue	DT	1	▼	-66.7%	-2
	Interrogatory	IN	0	▼	-100.0%	-1
	Petition-Restore Arms	PR	0	▼	-100.0%	-1
	<b>Total</b>			<b>612</b>	▲	<b>15.9%</b>
<b>Civil Commitments</b>	Temporary Detention Order	TD	31	▲	+47.6%	+10
	Emergency Custody Order	EC	9	▲	+80.0%	+4
	<b>Total</b>			<b>40</b>	▲	<b>53.8%</b>
<b>GRAND TOTAL</b>			<b>4,902</b>	▼	-2.8%	-141

**Dispositions by Major Case Category\*\***

Category	Summary	Change	% Change	Absolute Change
Felony	90	▼	+30.4%	+21
Garnishment	143	▼	+3.6%	+5
General Civil	315	▲	+45.2%	+98
Infraction/Civil Violation	3,453	▲	-7.8%	-293
Landlord /Tenant	81	▼	-12.0%	-11
Misdemeanor	648	▲	+8.9%	+53
Other	141	▲	-1.4%	-2
Protective Orders	31	▼	-27.9%	-12
<b>GRAND TOTAL</b>	<b>4,902</b>	▼	-2.8%	-141

\* Compared to same time period as previous year  
10/15/2024 1:33:13PM

\*\* Case Type Categories are defined in the 2017 Virginia Judicial Workload Assessment  
Source: SCV-SQL-Information

2024 Overall GRAND TOTAL		Distribution of Caseload			Change*		Percentage (%) of Caseload			
<b>1,169</b>	-80 -6.4%	<b>Criminal</b>	304	26%	-31.1%	▼	-137	<b>Criminal</b>	2023 35.3%	2024 26.0%
2024		<b>Traffic</b>	489	42%	-1.4%	▼	-7	<b>Traffic</b>	39.7%	41.8%
2023		<b>Civil</b>	351	30%	27.2%	▲	+75	<b>Civil</b>	22.1%	30.0%
		<b>Civil Commitments</b>	25	2%	-30.6%	▼	-11	<b>Civil Commitments</b>	2.9%	2.1%
		<b>GRAND TOTAL</b>	<b>1,169</b>	100%	-6.4%	▼	-80	<b>GRAND TOTAL</b>	100%	100%

Dispositions by Division & Code

Division	Case Type Description	Code	Summary	Change	% Change	Absolute Change
<b>Criminal</b>	Misdemeanor	M	153	▼	-34.3%	-80
	Felony	F	114	▼	-26.5%	-41
	Capias	CA	20	▼	-33.3%	-10
	Show Cause	SC	15	▼	-28.6%	-6
	Civil Violation	CV	2	↔		-
	<b>Total</b>			<b>304</b>	▼	<b>-31.1%</b>
<b>Traffic</b>	Infraction	I	360	▲	+6.8%	+23
	Misdemeanor	M	126	▼	-15.4%	-23
	Felony	F	3	▼	-50.0%	-3
	Capias	CA	0	▼	-100.0%	-2
	Show Cause	SC	0	▼	-100.0%	-2
	<b>Total</b>			<b>489</b>	▼	<b>-1.4%</b>
<b>Civil</b>	Warrant in Debt	WD	187	▲	+59.8%	+70
	Garnishment	GA	68	▼	-4.2%	-3
	Unlawful Detainer	UD	26	▼	-13.3%	-4
	Other	OT	18	▲	+200.0%	+12
	Preliminary Protective Order	PP	16	▲	+100.0%	+8
	Protective Order	PO	11	▲	+120.0%	+6
	Bond Forfeiture	BF	7	↔		-
	Detinue	DT	6	↔		-
	Impoundment	IM	6	▼	-40.0%	-4
	Abstract	AJ	2	▼	-66.7%	-4
	Admin License	AL	2	▼	-71.4%	-5
	Restricted Operators License	RL	1	▲	-	+1
	Show Cause	SC	1	↔		-
	Petition-Restore Arms	PR	0	▼	-100.0%	-1
	Tenants Assertion	TA	0	▼	-100.0%	-1
	<b>Total</b>			<b>351</b>	▲	<b>27.2%</b>
<b>Civil Commitments</b>	Temporary Detention Order	TD	14	▼	-33.3%	-7
	Emergency Custody Order	EC	8	▼	-27.3%	-3
	Mental Commitment	MC	3	▼	-25.0%	-1
	<b>Total</b>			<b>25</b>	▼	<b>-30.6%</b>
<b>GRAND TOTAL</b>			<b>1,169</b>	▼	-6.4%	-80

Dispositions by Major Case Category\*\*

Category	Summary	Change	% Change	Absolute Change
Felony	117	▼	-27.3%	-44
Garnishment	68	▼	-4.2%	-3
General Civil	196	▲	+58.1%	+72
Infraction/Civil Violation	362	▲	+6.8%	+23
Landlord /Tenant	26	▼	-16.1%	-5
Misdemeanor	280	▲	-26.7%	-102
Other	93	▼	-27.3%	-35
Protective Orders	27	▲	+107.7%	+14
<b>GRAND TOTAL</b>	<b>1,169</b>	▼	-6.4%	-80

\* Compared to same time period as previous year  
10/15/2024 1:33:13PM

\*\* Case Type Categories are defined in the 2017 Virginia Judicial Workload Assessment  
Source: SCV-SQL-Information

**CPSS - GCMS CASELOAD STATISTICS OF THE GENERAL DISTRICT COURTS**

January 2024 thru September 2024 Dispositions (Compared to January 2023 thru September 2023)

2024 Overall GRAND TOTAL		Distribution of Caseload			Change*		Percentage (%) of Caseload		
<b>16,749</b>	+800 5.0%	<b>Criminal</b>	3,046	18%	8.9% ▲	+249	<b>Criminal</b>	2023 17.5%	2024 18.2%
2024		<b>Traffic</b>	9,472	57%	2.8% ▲	+256	<b>Traffic</b>	57.8%	56.6%
2023		<b>Civil</b>	3,614	22%	7.8% ▲	+263	<b>Civil</b>	21.0%	21.6%
		<b>Civil Commitments</b>	617	4%	5.5% ▲	+32	<b>Civil Commitments</b>	3.7%	3.7%
		<b>GRAND TOTAL</b>	<b>16,749</b>	100%	5.0% ▲	+800	<b>GRAND TOTAL</b>	100%	100%

**Dispositions by Division & Code**

Division	Case Type Description	Code	Summary	Change	% Change	Absolute Change
<b>Criminal</b>	Misdemeanor	M	1,862	▲	+11.7%	+195
	Felony	F	763	▲	+9.2%	+64
	Capias	CA	214	▲	+7.5%	+15
	Show Cause	SC	128	▼	-13.5%	-20
	Civil Violation	CV	79	▼	-6.0%	-5
	<b>Total</b>			<b>3,046</b>	<b>▲</b>	<b>8.9%</b>
<b>Traffic</b>	Infraction	I	7,962	▲	+2.5%	+197
	Misdemeanor	M	1,432	▲	+6.7%	+90
	Capias	CA	22	▲	+46.7%	+7
	Felony	F	20	▼	-37.5%	-12
	Show Cause	SC	14	▼	-46.2%	-12
	Other	O	12	▼	-7.7%	-1
	Civil Violation	CV	5	↔		-
	Restricted Operators License	RL	5	▼	-72.2%	-13
	<b>Total</b>			<b>9,472</b>	<b>▲</b>	<b>2.8%</b>
<b>Civil</b>	Warrant in Debt	WD	1,250	▲	+19.8%	+207
	Garnishment	GA	1,042	▲	+8.8%	+84
	Unlawful Detainer	UD	578	▼	-14.2%	-96
	Admin License	AL	215	▲	+33.5%	+54
	Other	OT	141	▲		-
	Preliminary Protective Order	PP	75	▲	+4.2%	+3
	Abstract	AJ	64	▲	+52.4%	+22
	Bond Forfeiture	BF	63	▲	+34.0%	+16
	Protective Order	PO	59	▲	+3.5%	+2
	Impoundment	IM	36	▲	+89.5%	+17
	Detinue	DT	29	▼	-51.7%	-31
	Interrogatory	IN	28	▼	-3.4%	-1
	Show Cause	SC	24	▲	+33.3%	+6
	Tenants Assertion	TA	4	▼	-71.4%	-10
	Counter Claim	CC	3	▲	+50.0%	+1
	Capias	CA	2	▲	+100.0%	+1
	Motion for Judgment	MJ	1	▼	-80.0%	-4
	Overweight	OC	0	▼	-100.0%	-1
	Petition-Restore Arms	PR	0	▼	-100.0%	-5
	Restricted Operators License	RL	0	▼	-100.0%	-1
Third Party Claim	TH	0	▼	-100.0%	-1	
<b>Total</b>			<b>3,614</b>	<b>▲</b>	<b>7.8%</b>	<b>+263</b>
<b>Civil Commitments</b>	Mental Commitment	MC	301	▲	+32.6%	+74
	Temporary Detention Order	TD	163	▼	-20.9%	-43
	Emergency Custody Order	EC	75	▼	-11.8%	-10
	Other	OT	58	▲	+3.6%	+2
	Medical Emergency Temporary Detention Order	MT	20	▲	+100.0%	+10
	Medical Emergency Custody Order	ME	0	▼	-100.0%	-1
<b>Total</b>			<b>617</b>	<b>▲</b>	<b>5.5%</b>	<b>+32</b>
<b>GRAND TOTAL</b>			<b>16,749</b>	<b>▲</b>	5.0%	+800

\* Compared to same time period as previous year  
10/15/2024 1:33:13PM

\*\* Case Type Categories are defined in the 2017 Virginia Judicial Workload Assessment  
Source: SCV-SQL-Information



**Dispositions by Major Case Category\*\***

Category	Summary	Change	% Change	Absolute Change
Felony	783	▼	+7.1%	+52
Garnishment	1,070	▲	+8.4%	+83
General Civil	1,294	▼	+15.3%	+172
Infraction/Civil Violation	8,058	▼	+2.4%	+190
Involuntary Civil Commitments	58	▲	+3.6%	+2
Landlord /Tenant	582	▼	-15.4%	-106
Misdemeanor	3,299	▼	+8.9%	+271
Other	1,471	▲	+9.8%	+131
Protective Orders	134	▲	+3.9%	+5
<b>GRAND TOTAL</b>	<b>16,749</b>	▲	5.0%	+800

\* Compared to same time period as previous year  
 10/15/2024 1:33:13PM

\*\* Case Type Categories are defined in the 2017 Virginia Judicial Workload Assessment  
 Source: SCV-SQL-Information

2024 Overall GRAND TOTAL		Distribution of Caseload			Change*		Percentage (%) of Caseload		
<b>12,655</b>	+1,325 11.7%	<b>Criminal</b>	1,961	15%	-0.7% ▼	-14	<b>Criminal</b>	2023 17.4%	2024 15.5%
2024		<b>Traffic</b>	8,571	68%	15.2% ▲	+1,133	<b>Traffic</b>	65.6%	67.7%
2023		<b>Civil</b>	1,844	15%	13.0% ▲	+212	<b>Civil</b>	14.4%	14.6%
		<b>Civil Commitments</b>	279	2%	-2.1% ▼	-6	<b>Civil Commitments</b>	2.5%	2.2%
		<b>GRAND TOTAL</b>	<b>12,655</b>	100%	11.7% ▲	+1,325	<b>GRAND TOTAL</b>	100%	100%

Dispositions by Division & Code

Division	Case Type Description	Code	Summary	Change	% Change	Absolute Change
<b>Criminal</b>	Misdemeanor	M	1,285	▲	+15.1%	+169
	Felony	F	377	▼	-15.8%	-71
	Capias	CA	138	▼	-23.8%	-43
	Show Cause	SC	136	▼	-31.7%	-63
	Civil Violation	CV	25	▼	-16.7%	-5
	Motion	MO	0	▼	-100.0%	-1
	<b>Total</b>			<b>1,961</b>	▼	<b>-0.7%</b>
<b>Traffic</b>	Infraction	I	7,400	▲	+16.3%	+1,038
	Misdemeanor	M	1,145	▲	+9.8%	+102
	Felony	F	11	▲	+22.2%	+2
	Show Cause	SC	8	↔	-	-
	Capias	CA	4	▼	-55.6%	-5
	Other	O	2	▲	-	+2
	Civil Violation	CV	1	▲	-	+1
	Restricted Operators License	RL	0	▼	-100.0%	-7
<b>Total</b>			<b>8,571</b>	▲	<b>15.2%</b>	<b>+1,133</b>
<b>Civil</b>	Warrant in Debt	WD	802	▲	+35.9%	+212
	Unlawful Detainer	UD	324	▲	+6.2%	+19
	Garnishment	GA	320	▲	+11.1%	+32
	Other	OT	117	▲	-17.0%	-24
	Detinue	DT	72	▲	+41.2%	+21
	Preliminary Protective Order	PP	68	▼	-10.5%	-8
	Protective Order	PO	58	▼	-6.5%	-4
	Bond Forfeiture	BF	29	▼	-37.0%	-17
	Admin License	AL	23	▲	+4.5%	+1
	Interrogatory	IN	8	▼	-50.0%	-8
	Impoundment	IM	6	▲	+100.0%	+3
	Motion for Judgment	MJ	5	▲	-	+5
	Show Cause	SC	5	▼	-78.3%	-18
	Abstract	AJ	4	▲	+100.0%	+2
	Petition-Restore Arms	PR	3	▼	-25.0%	-1
	Capias	CA	0	▼	-100.0%	-1
Tenants Assertion	TA	0	▼	-100.0%	-2	
<b>Total</b>			<b>1,844</b>	▲	<b>13.0%</b>	<b>+212</b>
<b>Civil Commitments</b>	Temporary Detention Order	TD	120	▲	+31.9%	+29
	Emergency Custody Order	EC	77	▲	+1.3%	+1
	Mental Commitment	MC	69	▼	-33.0%	-34
	Other	OT	9	▼	-25.0%	-3
	Medical Emergency Temporary Detention Order	MT	4	▲	+100.0%	+2
	Medical Emergency Custody Order	ME	0	▼	-100.0%	-1
<b>Total</b>			<b>279</b>	▼	<b>-2.1%</b>	<b>-6</b>
<b>GRAND TOTAL</b>			<b>12,655</b>	▲	<b>11.7%</b>	<b>+1,325</b>

Dispositions by Major Case Category\*\*

Category	Summary	Change	% Change	Absolute Change
Felony	388	▲	-15.1%	-69
Garnishment	328	▼	+7.9%	+24
General Civil	894	▲	+37.1%	+242

\* Compared to same time period as previous year  
10/15/2024 1:33:13PM

\*\* Case Type Categories are defined in the 2017 Virginia Judicial Workload Assessment  
Source: SCV-SQL-Information

**CPSS - GCMS CASELOAD STATISTICS OF THE GENERAL DISTRICT COURTS**

January 2024 thru September 2024 Dispositions (Compared to January 2023 thru September 2023)

Infraction/Civil Violation	7,428	▲	+16.2%	+1,036
Involuntary Civil Commitments	9	▼	-25.0%	-3
Landlord /Tenant	324	▼	+5.5%	+17
Misdemeanor	2,430	▼	+12.2%	+264
Other	728	▼	-19.3%	-174
Protective Orders	126	▼	-8.7%	-12
<b>GRAND TOTAL</b>	<b>12,655</b>	▲	11.7%	+1,325

\* Compared to same time period as previous year  
10/15/2024 1:33:13PM

\*\* Case Type Categories are defined in the 2017 Virginia Judicial Workload Assessment  
Source: SCV-SQL-Information

**CPSS - GCMS CASELOAD STATISTICS OF THE GENERAL DISTRICT COURTS**

January 2024 thru September 2024 Dispositions (Compared to January 2023 thru September 2023)

2024 Overall GRAND TOTAL		Distribution of Caseload			Change*		Percentage (%) of Caseload		
<b>2,932</b>	+345 13.3%	<b>Criminal</b>	568	19%	-13.1% ▼	-86	<b>Criminal</b>	2023 25.3%	2024 19.4%
2024		<b>Traffic</b>	1,529	52%	26.1% ▲	+316	<b>Traffic</b>	46.9%	52.1%
2023		<b>Civil</b>	678	23%	3.5% ▲	+23	<b>Civil</b>	25.3%	23.1%
		<b>Civil Commitments</b>	157	5%	141.5% ▲	+92	<b>Civil Commitments</b>	2.5%	5.4%
		<b>GRAND TOTAL</b>	<b>2,932</b>	100%	13.3% ▲	+345	<b>GRAND TOTAL</b>	100%	100%

**Dispositions by Division & Code**

Division	Case Type Description	Code	Summary	Change	% Change	Absolute Change
<b>Criminal</b>	Misdemeanor	M	423	▼	-10.4%	-49
	Felony	F	52	▼	-18.8%	-12
	Show Cause	SC	48	▼	-43.5%	-37
	Civil Violation	CV	23	▼	-4.2%	-1
	Capias	CA	22	▲	+175.0%	+14
	Restricted Operators License	RL	0	▼	-100.0%	-1
	<b>Total</b>			<b>568</b>	▼	<b>-13.1%</b>
<b>Traffic</b>	Infraction	I	1,250	▲	+29.1%	+282
	Misdemeanor	M	261	▲	+12.0%	+28
	Other	O	8	▲	-	+8
	Show Cause	SC	5	▲	+150.0%	+3
	Capias	CA	4	▲	-	+4
	Civil Violation	CV	1	▼	-50.0%	-1
	Felony	F	0	▼	-100.0%	-1
	Restricted Operators License	RL	0	▼	-100.0%	-7
<b>Total</b>			<b>1,529</b>	▲	<b>26.1%</b>	<b>+316</b>
<b>Civil</b>	Warrant in Debt	WD	212	▲	+22.5%	+39
	Unlawful Detainer	UD	210	▼	-2.8%	-6
	Garnishment	GA	113	▼	-2.6%	-3
	Other	OT	40	▲	+11.1%	+4
	Preliminary Protective Order	PP	33	▲	+13.8%	+4
	Admin License	AL	28	▼	-42.9%	-21
	Protective Order	PO	25	↔	-	-
	Bond Forfeiture	BF	4	▲	+100.0%	+2
	Capias	CA	4	▲	-	+4
	Show Cause	SC	4	▼	-20.0%	-1
	Interrogatory	IN	3	▲	+50.0%	+1
	Detinue	DT	1	▲	-	+1
	Tenants Assertion	TA	1	↔	-	-
Abstract	AJ	0	▼	-100.0%	-1	
<b>Total</b>			<b>678</b>	▲	<b>3.5%</b>	<b>+23</b>
<b>Civil Commitments</b>	Temporary Detention Order	TD	75	▲	+70.5%	+31
	Mental Commitment	MC	50	▲	-	+50
	Emergency Custody Order	EC	32	▲	+60.0%	+12
	Other	OT	0	▼	-100.0%	-1
<b>Total</b>			<b>157</b>	▲	<b>141.5%</b>	<b>+92</b>
<b>GRAND TOTAL</b>			<b>2,932</b>	▲	13.3%	+345

**Dispositions by Major Case Category\*\***

Category	Summary	Change	% Change	Absolute Change
Felony	52	▼	-20.0%	-13
Garnishment	116	▲	-1.7%	-2
General Civil	215	▲	+23.6%	+41
Infraction/Civil Violation	1,282	▲	+29.0%	+288
Involuntary Civil Commitments	0	▼	-100.0%	-1
Landlord /Tenant	211	▼	-2.8%	-6
Misdemeanor	684	▼	-4.1%	-29

\* Compared to same time period as previous year  
10/15/2024 1:33:13PM

\*\* Case Type Categories are defined in the 2017 Virginia Judicial Workload Assessment  
Source: SCV-SQL-Information

**CPSS - GCMS CASELOAD STATISTICS OF THE GENERAL DISTRICT COURTS**

January 2024 thru September 2024 Dispositions (Compared to January 2023 thru September 2023)

Other	314	▲	+25.1%	+63
Protective Orders	58	▲	+7.4%	+4
<b>GRAND TOTAL</b>	<b>2,932</b>	▲	13.3%	+345

\* Compared to same time period as previous year  
10/15/2024 1:33:13PM

\*\* Case Type Categories are defined in the 2017 Virginia Judicial Workload Assessment  
Source: SCV-SQL-Information

**CPSS - GCMS CASELOAD STATISTICS OF THE GENERAL DISTRICT COURTS**

January 2024 thru September 2024 Dispositions (Compared to January 2023 thru September 2023)

2024 Overall GRAND TOTAL		Distribution of Caseload			Change*		Percentage (%) of Caseload		
<b>11,984</b>	-262 -2.1%	<b>Criminal</b>	1,584	13%	31.3% ▲	+378	<b>Criminal</b>	2023 9.8%	2024 13.2%
2024		<b>Traffic</b>	8,791	73%	-8.1% ▼	-780	<b>Traffic</b>	78.2%	73.4%
2023		<b>Civil</b>	1,397	12%	6.2% ▲	+81	<b>Civil</b>	10.7%	11.7%
		<b>Civil Commitments</b>	212	2%	38.6% ▲	+59	<b>Civil Commitments</b>	1.2%	1.8%
		<b>GRAND TOTAL</b>	<b>11,984</b>	100%	-2.1% ▼	-262	<b>GRAND TOTAL</b>	100%	100%

**Dispositions by Division & Code**

Division	Case Type Description	Code	Summary	Change	% Change	Absolute Change
<b>Criminal</b>	Misdemeanor	M	1,084	▲	+52.7%	+374
	Felony	F	291	▼	-1.7%	-5
	Capias	CA	125	▲	+8.7%	+10
	Show Cause	SC	57	▲	+18.8%	+9
	Civil Violation	CV	26	▼	-27.8%	-10
	Restricted Operators License	RL	1	↔	-	-
	<b>Total</b>			<b>1,584</b>	<b>▲</b>	<b>31.3%</b>
<b>Traffic</b>	Infraction	I	7,215	▼	-12.1%	-993
	Misdemeanor	M	1,495	▲	+15.6%	+202
	Capias	CA	24	▲	+4.3%	+1
	Civil Violation	CV	22	▲	+57.1%	+8
	Felony	F	18	▲	+28.6%	+4
	Show Cause	SC	15	▼	-21.1%	-4
	Restricted Operators License	RL	2	▲	-	+2
<b>Total</b>			<b>8,791</b>	<b>▼</b>	<b>-8.1%</b>	<b>-780</b>
<b>Civil</b>	Warrant in Debt	WD	652	▲	+25.1%	+131
	Garnishment	GA	370	▲	+3.9%	+14
	Unlawful Detainer	UD	97	▼	-29.7%	-41
	Other	OT	84	▼	-9.7%	-9
	Preliminary Protective Order	PP	41	▼	-10.9%	-5
	Protective Order	PO	41	▼	-6.8%	-3
	Admin License	AL	32	▲	+18.5%	+5
	Detinue	DT	31	▼	-6.1%	-2
	Bond Forfeiture	BF	19	▼	-29.6%	-8
	Abstract	AJ	12	▲	+200.0%	+8
	Show Cause	SC	7	↔	-	-
	Interrogatory	IN	3	▼	-25.0%	-1
	Tenants Assertion	TA	3	▲	+50.0%	+1
	Motion for Judgment	MJ	2	▼	-33.3%	-1
	Petition-Restore Arms	PR	2	▼	-66.7%	-4
	Cross Claim	CR	1	▲	-	+1
Counter Claim	CC	0	▼	-100.0%	-1	
Impoundment	IM	0	▼	-100.0%	-4	
<b>Total</b>			<b>1,397</b>	<b>▲</b>	<b>6.2%</b>	<b>+81</b>
<b>Civil Commitments</b>	Temporary Detention Order	TD	110	▲	+26.4%	+23
	Emergency Custody Order	EC	102	▲	+54.5%	+36
	<b>Total</b>		<b>212</b>	<b>▲</b>	<b>38.6%</b>	<b>+59</b>
<b>GRAND TOTAL</b>			<b>11,984</b>	<b>▼</b>	<b>-2.1%</b>	<b>-262</b>

**Dispositions by Major Case Category\*\***

Category	Summary	Change	% Change	Absolute Change
Felony	309	▲	-0.3%	-1
Garnishment	373	▼	+3.6%	+13
General Civil	687	▼	+21.0%	+119
Infraction/Civil Violation	7,263	▲	-12.0%	-995
Landlord /Tenant	100	▲	-28.6%	-40
Misdemeanor	2,582	▲	+28.8%	+578
Other	588	▲	+14.0%	+72

\* Compared to same time period as previous year

\*\* Case Type Categories are defined in the 2017 Virginia Judicial Workload Assessment

**CPSS - GCMS CASELOAD STATISTICS OF THE GENERAL DISTRICT COURTS**

January 2024 thru September 2024 Dispositions (Compared to January 2023 thru September 2023)

Protective Orders	82	▼	-8.9%	-8
<b>GRAND TOTAL</b>	<b>11,984</b>	▼	-2.1%	-262

\* Compared to same time period as previous year  
10/15/2024 1:33:13PM

\*\* Case Type Categories are defined in the 2017 Virginia Judicial Workload Assessment  
Source: SCV-SQL-Information

**CPSS - GCMS CASELOAD STATISTICS OF THE GENERAL DISTRICT COURTS**

January 2024 thru September 2024 Dispositions (Compared to January 2023 thru September 2023)

2024 Overall GRAND TOTAL		Distribution of Caseload			Change*		Percentage (%) of Caseload		
<b>8,406</b>	+76 0.9%	<b>Criminal</b>	1,782	21%	13.9% ▲	+218	<b>Criminal</b>	2023 18.8%	2024 21.2%
2024		<b>Traffic</b>	5,127	61%	-1.2% ▼	-64	<b>Traffic</b>	62.3%	61.0%
2023		<b>Civil</b>	1,153	14%	-2.4% ▼	-28	<b>Civil</b>	14.2%	13.7%
		<b>Civil Commitments</b>	344	4%	-12.7% ▼	-50	<b>Civil Commitments</b>	4.7%	4.1%
		<b>GRAND TOTAL</b>	<b>8,406</b>	100%	0.9% ▲	+76	<b>GRAND TOTAL</b>	100%	100%

**Dispositions by Division & Code**

Division	Case Type Description	Code	Summary	Change	% Change	Absolute Change
<b>Criminal</b>	Misdemeanor	M	970	▲	+14.8%	+125
	Felony	F	485	▲	+14.7%	+62
	Capias	CA	269	▲	+17.5%	+40
	Civil Violation	CV	33	▲	+6.5%	+2
	Show Cause	SC	25	▼	-30.6%	-11
	<b>Total</b>			<b>1,782</b>	<b>▲</b>	<b>13.9%</b>
<b>Traffic</b>	Infraction	I	4,025	▼	-6.8%	-295
	Misdemeanor	M	1,010	▲	+25.6%	+206
	Civil Violation	CV	36	▲	+800.0%	+32
	Capias	CA	34	▼	-20.9%	-9
	Felony	F	21	▲	+23.5%	+4
	Show Cause	SC	1	▼	-66.7%	-2
	<b>Total</b>			<b>5,127</b>	<b>▼</b>	<b>-1.2%</b>
<b>Civil</b>	Warrant in Debt	WD	435	▲	+41.2%	+127
	Unlawful Detainer	UD	213	▼	-36.8%	-124
	Garnishment	GA	208	▲	+14.9%	+27
	Other	OT	73	▼	-26.3%	-26
	Preliminary Protective Order	PP	63	▲	+5.0%	+3
	Protective Order	PO	54	▲	+8.0%	+4
	Bond Forfeiture	BF	35	▼	-52.7%	-39
	Admin License	AL	33	▲	+6.5%	+2
	Show Cause	SC	16	▲	+60.0%	+6
	Detinue	DT	12	▼	-14.3%	-2
	Abstract	AJ	5	▲	+400.0%	+4
	Impoundment	IM	2	▼	-75.0%	-6
	Tenants Assertion	TA	2	▲	-	+2
	Overweight	OC	1	▼	-75.0%	-3
	Restricted Operators License	RL	1	↔	-	-
	Counter Claim	CC	0	▼	-100.0%	-1
	Interrogatory	IN	0	▼	-100.0%	-2
<b>Total</b>			<b>1,153</b>	<b>▼</b>	<b>-2.4%</b>	<b>-28</b>
<b>Civil Commitments</b>	Mental Commitment	MC	307	▼	-4.1%	-13
	Temporary Detention Order	TD	20	▼	-60.8%	-31
	Emergency Custody Order	EC	16	▼	-20.0%	-4
	Other	OT	1	▼	-66.7%	-2
	<b>Total</b>			<b>344</b>	<b>▼</b>	<b>-12.7%</b>
<b>GRAND TOTAL</b>			<b>8,406</b>	<b>▲</b>	<b>0.9%</b>	<b>+76</b>

**Dispositions by Major Case Category\*\***

Category	Summary	Change	% Change	Absolute Change
Felony	506	▲	+15.0%	+66
Garnishment	208	▼	+13.7%	+25
General Civil	448	▼	+37.8%	+123
Infraction/Civil Violation	4,095	▲	-6.1%	-264
Involuntary Civil Commitments	1	▼	-66.7%	-2
Landlord /Tenant	215	▲	-36.2%	-122
Misdemeanor	1,981	▲	+20.1%	+331

\* Compared to same time period as previous year  
10/15/2024 1:33:13PM

\*\* Case Type Categories are defined in the 2017 Virginia Judicial Workload Assessment  
Source: SCV-SQL-Information



**CPSS - GCMS CASELOAD STATISTICS OF THE GENERAL DISTRICT COURTS**

January 2024 thru September 2024 Dispositions (Compared to January 2023 thru September 2023)

Other	835	▲	-9.5%	-88
Protective Orders	117	▲	+6.4%	+7
<b>GRAND TOTAL</b>	<b>8,406</b>	▲	0.9%	+76

\* Compared to same time period as previous year  
10/15/2024 1:33:13PM

\*\* Case Type Categories are defined in the 2017 Virginia Judicial Workload Assessment  
Source: SCV-SQL-Information

**CPSS - GCMS CASELOAD STATISTICS OF THE GENERAL DISTRICT COURTS**

January 2024 thru September 2024 Dispositions (Compared to January 2023 thru September 2023)

2024 Overall GRAND TOTAL		Distribution of Caseload			Change*		Percentage (%) of Caseload		
<b>17,387</b>	+3,232 22.8%	<b>Criminal</b>	1,391	8%	37.2% ▲	+377	<b>Criminal</b>	2023 7.2%	2024 8.0%
2024		<b>Traffic</b>	13,566	78%	22.7% ▲	+2,506	<b>Traffic</b>	78.1%	78.0%
2023		<b>Civil</b>	1,500	9%	31.3% ▲	+358	<b>Civil</b>	8.1%	8.6%
		<b>Civil Commitments</b>	930	5%	-1.0% ▼	-9	<b>Civil Commitments</b>	6.6%	5.3%
		<b>GRAND TOTAL</b>	<b>17,387</b>	100%	22.8% ▲	+3,232	<b>GRAND TOTAL</b>	100%	100%

**Dispositions by Division & Code**

Division	Case Type Description	Code	Summary	Change	% Change	Absolute Change
<b>Criminal</b>	Misdemeanor	M	802	▲	+27.1%	+171
	Felony	F	342	▲	+73.6%	+145
	Capias	CA	178	▲	+27.1%	+38
	Show Cause	SC	46	▲	+43.8%	+14
	Civil Violation	CV	23	▲	+64.3%	+9
	<b>Total</b>			<b>1,391</b>	<b>▲</b>	<b>37.2%</b>
<b>Traffic</b>	Infraction	I	9,968	▲	+14.5%	+1,266
	Misdemeanor	M	3,430	▲	+55.0%	+1,217
	Capias	CA	101	▲	+6.3%	+6
	Show Cause	SC	48	▲	+20.0%	+8
	Civil Violation	CV	10	▲	+233.3%	+7
	Felony	F	9	▲	+28.6%	+2
<b>Total</b>			<b>13,566</b>	<b>▲</b>	<b>22.7%</b>	<b>+2,506</b>
<b>Civil</b>	Warrant in Debt	WD	612	▲	+51.1%	+207
	Garnishment	GA	448	▲	+21.1%	+78
	Other	OT	139	▲	+54.4%	+49
	Unlawful Detainer	UD	124	▼	-20.0%	-31
	Protective Order	PO	62	▲	+100.0%	+31
	Preliminary Protective Order	PP	59	▲	+31.1%	+14
	Admin License	AL	15	▲	+66.7%	+6
	Detinue	DT	14	↔		-
	Show Cause	SC	8	▲	+300.0%	+6
	Bond Forfeiture	BF	6	▲	-	+6
	Abstract	AJ	4	▲	+33.3%	+1
	Impoundment	IM	3	▼	-66.7%	-6
	Overweight	OC	2	↔		-
	Restricted Operators License	RL	2	▲	+100.0%	+1
	Interrogatory	IN	1	↔		-
	Petition-Restore Arms	PR	1	▼	-75.0%	-3
Motion for Judgment	MJ	0	▼	-100.0%	-1	
<b>Total</b>			<b>1,500</b>	<b>▲</b>	<b>31.3%</b>	<b>+358</b>
<b>Civil Commitments</b>	Mental Commitment	MC	754	▲	+3.4%	+25
	Emergency Custody Order	EC	62	▲	+24.0%	+12
	Temporary Detention Order	TD	60	▼	-29.4%	-25
	Other	OT	52	▼	-28.8%	-21
	Medical Emergency Temporary Detention Order	MT	2	▲	+100.0%	+1
	Petition	PT	0	▼	-100.0%	-1
<b>Total</b>			<b>930</b>	<b>▼</b>	<b>-1.0%</b>	<b>-9</b>
<b>GRAND TOTAL</b>			<b>17,387</b>	<b>▲</b>	<b>22.8%</b>	<b>+3,232</b>

**Dispositions by Major Case Category\*\***

Category	Summary	Change	% Change	Absolute Change
Felony	351	▲	+72.1%	+147
Garnishment	449	▲	+21.0%	+78
General Civil	630	▼	+47.5%	+203
Infraction/Civil Violation	10,003	▲	+14.7%	+1,282
Involuntary Civil Commitments	52	▼	-29.7%	-22
Landlord /Tenant	124	▼	-20.0%	-31

\* Compared to same time period as previous year

\*\* Case Type Categories are defined in the 2017 Virginia Judicial Workload Assessment

**CPSS - GCMS CASELOAD STATISTICS OF THE GENERAL DISTRICT COURTS**

January 2024 thru September 2024 Dispositions (Compared to January 2023 thru September 2023)

Misdemeanor	4,234	▲	+48.8%	+1,389
Other	1,423	▲	+11.0%	+141
Protective Orders	121	▲	+59.2%	+45
<b>GRAND TOTAL</b>	<b>17,387</b>	▲	22.8%	+3,232

\* Compared to same time period as previous year  
10/15/2024 1:33:13PM

\*\* Case Type Categories are defined in the 2017 Virginia Judicial Workload Assessment  
Source: SCV-SQL-Information

**CPSS - GCMS CASELOAD STATISTICS OF THE GENERAL DISTRICT COURTS**

January 2024 thru September 2024 Dispositions (Compared to January 2023 thru September 2023)

2024 Overall GRAND TOTAL		Distribution of Caseload			Change*		Percentage (%) of Caseload		
<b>15,236</b>	-1,477 -8.8%	<b>Criminal</b>	1,970	13%	4.2% ▲	+80	<b>Criminal</b>	2023 11.3%	2024 12.9%
2024		<b>Traffic</b>	11,286	74%	-12.2% ▼	-1,572	<b>Traffic</b>	76.9%	74.1%
2023		<b>Civil</b>	1,849	12%	8.5% ▲	+145	<b>Civil</b>	10.2%	12.1%
		<b>Civil Commitments</b>	131	1%	-49.8% ▼	-130	<b>Civil Commitments</b>	1.6%	0.9%
		<b>GRAND TOTAL</b>	<b>15,236</b>	100%	-8.8% ▼	-1,477	<b>GRAND TOTAL</b>	100%	100%

**Dispositions by Division & Code**

Division	Case Type Description	Code	Summary	Change	% Change	Absolute Change
<b>Criminal</b>	Misdemeanor	M	1,017	▲	+6.8%	+65
	Felony	F	629	▲	+12.1%	+68
	Capias	CA	209	▼	-16.1%	-40
	Show Cause	SC	94	▼	-10.5%	-11
	Civil Violation	CV	21	▼	-8.7%	-2
	<b>Total</b>			<b>1,970</b>	<b>▲</b>	<b>4.2%</b>
<b>Traffic</b>	Infraction	I	10,005	▼	-11.4%	-1,282
	Misdemeanor	M	1,213	▼	-20.6%	-314
	Capias	CA	29	▲	+262.5%	+21
	Felony	F	29	▲	+16.0%	+4
	Show Cause	SC	10	▲	+66.7%	+4
	Civil Violation	CV	0	▼	-100.0%	-4
	Restricted Operators License	RL	0	▼	-100.0%	-1
	<b>Total</b>			<b>11,286</b>	<b>▼</b>	<b>-12.2%</b>
<b>Civil</b>	Warrant in Debt	WD	820	▲	+41.6%	+241
	Garnishment	GA	535	▼	-2.0%	-11
	Other	OT	143	▲	-4.7%	-7
	Unlawful Detainer	UD	141	▼	-32.2%	-67
	Preliminary Protective Order	PP	60	▼	-16.7%	-12
	Protective Order	PO	54	▼	-19.4%	-13
	Admin License	AL	28	▲	+21.7%	+5
	Detinue	DT	23	▲	+43.8%	+7
	Impoundment	IM	20	▲	+100.0%	+10
	Abstract	AJ	11	↔		-
	Bond Forfeiture	BF	3	▼	-50.0%	-3
	Interrogatory	IN	2	▼	-50.0%	-2
	Overweight	OC	2	▼	-33.3%	-1
	Petition-Restore Arms	PR	2	↔		-
	Show Cause	SC	2	▼	-33.3%	-1
	Capias	CA	1	▲	-	+1
	Restricted Operators License	RL	1	↔		-
	Tenants Assertion	TA	1	▼	-50.0%	-1
	Motion for Judgment	MJ	0	▼	-100.0%	-1
	<b>Total</b>			<b>1,849</b>	<b>▲</b>	<b>8.5%</b>
<b>Civil Commitments</b>	Temporary Detention Order	TD	69	▼	-48.1%	-64
	Emergency Custody Order	EC	62	▼	-51.2%	-65
	Medical Emergency Temporary Detention Order	MT	0	▼	-100.0%	-1
	<b>Total</b>			<b>131</b>	<b>▼</b>	<b>-49.8%</b>
<b>GRAND TOTAL</b>			<b>15,236</b>	<b>▼</b>	<b>-8.8%</b>	<b>-1,477</b>

**Dispositions by Major Case Category\*\***

Category	Summary	Change	% Change	Absolute Change
Felony	658	▲	+12.3%	+72
Garnishment	537	▼	-2.4%	-13
General Civil	851	▲	+41.6%	+250
Infraction/Civil Violation	10,028	▼	-11.4%	-1,289
Landlord /Tenant	142	▼	-32.4%	-68
Misdemeanor	2,231	▼	-10.1%	-250

\* Compared to same time period as previous year  
10/15/2024 1:33:13PM

\*\* Case Type Categories are defined in the 2017 Virginia Judicial Workload Assessment  
Source: SCV-SQL-Information

**CPSS - GCMS CASELOAD STATISTICS OF THE GENERAL DISTRICT COURTS**

January 2024 thru September 2024 Dispositions (Compared to January 2023 thru September 2023)

**Washington**

District: 28 FIPS: 191

Other	675	▲	-18.6%	-154
Protective Orders	114	▼	-18.0%	-25
<b>GRAND TOTAL</b>	<b>15,236</b>	▼	-8.8%	-1,477

\* Compared to same time period as previous year  
10/15/2024 1:33:13PM

\*\* Case Type Categories are defined in the 2017 Virginia Judicial Workload Assessment  
Source: SCV-SQL-Information

**CPSS - GCMS CASELOAD STATISTICS OF THE GENERAL DISTRICT COURTS**

January 2024 thru September 2024 Dispositions (Compared to January 2023 thru September 2023)

2024 Overall GRAND TOTAL		Distribution of Caseload			Change*		Percentage (%) of Caseload		
<b>4,505</b>	+756 20.2%	<b>Criminal</b>	895	20%	12.6% ▲	+100	<b>Criminal</b>	2023 21.2%	2024 19.9%
2024	↑	<b>Traffic</b>	2,545	56%	34.6% ▲	+654	<b>Traffic</b>	50.4%	56.5%
2023		<b>Civil</b>	1,044	23%	3.3% ▲	+33	<b>Civil</b>	27.0%	23.2%
		<b>Civil Commitments</b>	21	0%	-59.6% ▼	-31	<b>Civil Commitments</b>	1.4%	0.5%
		<b>GRAND TOTAL</b>	<b>4,505</b>	100%	20.2% ▲	+756	<b>GRAND TOTAL</b>	100%	100%

**Dispositions by Division & Code**

Division	Case Type Description	Code	Summary	Change	% Change	Absolute Change
<b>Criminal</b>	Misdemeanor	M	446	▲	+2.1%	+9
	Show Cause	SC	172	▲	+282.2%	+127
	Felony	F	157	▼	-16.9%	-32
	Capias	CA	100	↔		-
	Civil Violation	CV	20	▼	-16.7%	-4
	<b>Total</b>			<b>895</b>	<b>▲</b>	<b>12.6%</b>
<b>Traffic</b>	Infraction	I	1,586	▲	+5.2%	+79
	Show Cause	SC	544	▲	+3,300.0%	+528
	Misdemeanor	M	324	▲	+1.6%	+5
	Capias	CA	84	▲	+100.0%	+42
	Felony	F	6	↔		-
	Civil Violation	CV	1	▲	-	+1
	Restricted Operators License	RL	0	▼	-100.0%	-1
	<b>Total</b>			<b>2,545</b>	<b>▲</b>	<b>34.6%</b>
<b>Civil</b>	Warrant in Debt	WD	627	▲	+7.7%	+45
	Garnishment	GA	202	▼	-1.0%	-2
	Other	OT	76	▲	+13.4%	+9
	Preliminary Protective Order	PP	38	▲	+5.6%	+2
	Protective Order	PO	23	▼	-17.9%	-5
	Unlawful Detainer	UD	20	▼	-13.0%	-3
	Bond Forfeiture	BF	15	▼	-42.3%	-11
	Detinue	DT	12	▲	+140.0%	+7
	Impoundment	IM	11	▲	+37.5%	+3
	Admin License	AL	6	▼	-57.1%	-8
	Abstract	AJ	5	▼	-37.5%	-3
	Motion for Judgment	MJ	3	▲	-	+3
	Overweight	OC	3	▲	+200.0%	+2
	Show Cause	SC	2	▼	-77.8%	-7
	Tenants Assertion	TA	1	▲	-	+1
<b>Total</b>			<b>1,044</b>	<b>▲</b>	<b>3.3%</b>	<b>+33</b>
<b>Civil Commitments</b>	Temporary Detention Order	TD	13	▼	-59.4%	-19
	Emergency Custody Order	EC	8	▼	-60.0%	-12
<b>Total</b>			<b>21</b>	<b>▼</b>	<b>-59.6%</b>	<b>-31</b>
<b>GRAND TOTAL</b>			<b>4,505</b>	<b>▲</b>	<b>20.2%</b>	<b>+756</b>

**Dispositions by Major Case Category\*\***

Category	Summary	Change	% Change	Absolute Change
Felony	163	▼	-16.4%	-32
Garnishment	202	▼	-1.0%	-2
General Civil	648	▲	+9.6%	+57
Infraction/Civil Violation	1,610	▲	+5.1%	+78
Landlord /Tenant	21	▲	-8.7%	-2
Misdemeanor	770	▼	+1.7%	+13
Other	1,030	▲	+168.9%	+647
Protective Orders	61	▼	-4.7%	-3
<b>GRAND TOTAL</b>	<b>4,505</b>	<b>▲</b>	<b>20.2%</b>	<b>+756</b>

\* Compared to same time period as previous year  
10/15/2024 1:33:13PM

\*\* Case Type Categories are defined in the 2017 Virginia Judicial Workload Assessment  
Source: SCV-SQL-Information



**CPSS - GCMS CASELOAD STATISTICS OF THE GENERAL DISTRICT COURTS**

January 2024 thru September 2024 Dispositions (Compared to January 2023 thru September 2023)

2024 Overall GRAND TOTAL		Distribution of Caseload			Change*		Percentage (%) of Caseload		
<b>1,791</b>	-290 -13.9%	<b>Criminal</b>	588	33%	12.2% ▲	+64	<b>Criminal</b>	2023 25.2%	2024 32.8%
2024		<b>Traffic</b>	571	32%	-40.5% ▼	-389	<b>Traffic</b>	46.1%	31.9%
2023		<b>Civil</b>	501	28%	7.5% ▲	+35	<b>Civil</b>	22.4%	28.0%
		<b>Civil Commitments</b>	131	7%	0.0%	0	<b>Civil Commitments</b>	6.3%	7.3%
		<b>GRAND TOTAL</b>	<b>1,791</b>	100%	-13.9% ▼	-290	<b>GRAND TOTAL</b>	100%	100%

**Dispositions by Division & Code**

Division	Case Type Description	Code	Summary	Change	% Change	Absolute Change
<b>Criminal</b>	Misdemeanor	M	308	▲	+2.3%	+7
	Felony	F	178	▲	+26.2%	+37
	Capias	CA	77	▲	+26.2%	+16
	Show Cause	SC	18	▲	+63.6%	+7
	Civil Violation	CV	5	▼	-44.4%	-4
	Restricted Operators License	RL	2	▲	+100.0%	+1
	<b>Total</b>			<b>588</b>	<b>▲</b>	<b>12.2%</b>
<b>Traffic</b>	Infraction	I	443	▼	-43.0%	-334
	Misdemeanor	M	111	▼	-30.6%	-49
	Capias	CA	16	▼	-20.0%	-4
	Felony	F	1	↔	-	-
	Show Cause	SC	0	▼	-100.0%	-2
<b>Total</b>			<b>571</b>	<b>▼</b>	<b>-40.5%</b>	<b>-389</b>
<b>Civil</b>	Warrant in Debt	WD	236	▲	+24.9%	+47
	Garnishment	GA	133	▲	+62.2%	+51
	Other	OT	32	▼	-44.8%	-26
	Show Cause	SC	26	▲	+160.0%	+16
	Unlawful Detainer	UD	22	▼	-15.4%	-4
	Protective Order	PO	16	▼	-48.4%	-15
	Impoundment	IM	14	▼	-56.3%	-18
	Preliminary Protective Order	PP	11	▼	-38.9%	-7
	Detinue	DT	5	▼	-50.0%	-5
	Admin License	AL	3	▼	-70.0%	-7
	Overweight	OC	1	▲	-	+1
	Petition-Restore Arms	PR	1	▲	-	+1
	Restricted Operators License	RL	1	▲	-	+1
<b>Total</b>			<b>501</b>	<b>▲</b>	<b>7.5%</b>	<b>+35</b>
<b>Civil Commitments</b>	Mental Commitment	MC	77	▲	+26.2%	+16
	Temporary Detention Order	TD	36	▼	-14.3%	-6
	Emergency Custody Order	EC	15	▼	-40.0%	-10
	Other	OT	3	↔	-	-
<b>Total</b>			<b>131</b>	<b>▲</b>	<b>0.0%</b>	<b>0</b>
<b>GRAND TOTAL</b>			<b>1,791</b>	<b>▼</b>	<b>-13.9%</b>	<b>-290</b>

**Dispositions by Major Case Category\*\***

Category	Summary	Change	% Change	Absolute Change
Felony	179	▲	+26.1%	+37
Garnishment	133	▲	+62.2%	+51
General Civil	248	▲	+17.0%	+36
Infraction/Civil Violation	449	▲	-42.9%	-337
Involuntary Civil Commitments	3	↔	-	0
Landlord /Tenant	22	▼	-15.4%	-4
Misdemeanor	422	▲	-8.7%	-40
Other	308	▼	-3.4%	-11
Protective Orders	27	▼	-44.9%	-22
<b>GRAND TOTAL</b>	<b>1,791</b>	<b>▼</b>	<b>-13.9%</b>	<b>-290</b>

\* Compared to same time period as previous year




\*\* Case Type Categories are defined in the 2017 Virginia Judicial Workload Assessment





**CPSS - GCMS CASELOAD STATISTICS OF THE GENERAL DISTRICT COURTS**

January 2024 thru September 2024 Dispositions (Compared to January 2023 thru September 2023)

2024 Overall GRAND TOTAL		Distribution of Caseload			Change*		Percentage (%) of Caseload		
<b>4,879</b>	-188 -3.7%	<b>Criminal</b>	1,201	25%	1.1% ▲	+13	<b>Criminal</b>	2023 23.4%	2024 24.6%
2024 		<b>Traffic</b>	2,187	45%	-16.7% ▼	-440	<b>Traffic</b>	51.8%	44.8%
2023 		<b>Civil</b>	1,234	25%	37.0% ▲	+333	<b>Civil</b>	17.8%	25.3%
		<b>Civil Commitments</b>	257	5%	-26.8% ▼	-94	<b>Civil Commitments</b>	6.9%	5.3%
		<b>GRAND TOTAL</b>	<b>4,879</b>	100%	-3.7% ▼	-188	<b>GRAND TOTAL</b>	100%	100%

**Dispositions by Division & Code**

Division	Case Type Description	Code	Summary	Change	% Change	Absolute Change
<b>Criminal</b>	Misdemeanor	M	514	▲	+20.9%	+89
	Felony	F	332	▼	-16.4%	-65
	Show Cause	SC	227	▼	-7.3%	-18
	Capias	CA	110	▲	+1.9%	+2
	Civil Violation	CV	18	▲	+38.5%	+5
	<b>Total</b>			<b>1,201</b>	▲	<b>1.1%</b>
<b>Traffic</b>	Infraction	I	1,068	▼	-28.5%	-426
	Show Cause	SC	703	▼	-2.2%	-16
	Misdemeanor	M	324	▲	+1.6%	+5
	Capias	CA	72	▼	-7.7%	-6
	Felony	F	12	▲	+33.3%	+3
	Civil Violation	CV	4	▼	-20.0%	-1
	Restricted Operators License	RL	3	↔		-
	Motion	MO	1	▲	-	+1
<b>Total</b>			<b>2,187</b>	▼	<b>-16.7%</b>	<b>-440</b>
<b>Civil</b>	Warrant in Debt	WD	686	▲	+62.2%	+263
	Garnishment	GA	263	▲	+32.2%	+64
	Other	OT	94	▲	+19.0%	+15
	Preliminary Protective Order	PP	50	▲	+11.1%	+5
	Bond Forfeiture	BF	41	▼	-16.3%	-8
	Unlawful Detainer	UD	40	▼	-25.9%	-14
	Protective Order	PO	17	▲	+13.3%	+2
	Overweight	OC	11	▲	+22.2%	+2
	Impoundment	IM	8	▲	+60.0%	+3
	Detinue	DT	7	▲	+16.7%	+1
	Admin License	AL	6	▲	+50.0%	+2
	Abstract	AJ	4	▼	-42.9%	-3
	Petition-Restore Arms	PR	3	▲	+200.0%	+2
	Interrogatory	IN	2	↔		-
	Motion for Judgment	MJ	1	▲	-	+1
	Show Cause	SC	1	▼	-66.7%	-2
<b>Total</b>			<b>1,234</b>	▲	<b>37.0%</b>	<b>+333</b>
<b>Civil Commitments</b>	Mental Commitment	MC	192	▼	-32.2%	-91
	Temporary Detention Order	TD	34	▼	-15.0%	-6
	Emergency Custody Order	EC	24	▲	+14.3%	+3
	Other	OT	7	↔		-
<b>Total</b>			<b>257</b>	▼	<b>-26.8%</b>	<b>-94</b>
<b>GRAND TOTAL</b>			<b>4,879</b>	▼	-3.7%	-188

**Dispositions by Major Case Category\*\***

Category	Summary	Change	% Change	Absolute Change
Felony	344	▲	-15.3%	-62
Garnishment	265	▲	+31.8%	+64
General Civil	708	▲	+63.5%	+275
Infraction/Civil Violation	1,101	▲	-27.6%	-420
Involuntary Civil Commitments	7	↔		0
Landlord /Tenant	40	▼	-25.9%	-14
Misdemeanor	841	▲	+12.6%	+94

\* Compared to same time period as previous year

\*\* Case Type Categories are defined in the 2017 Virginia Judicial Workload Assessment

**CPSS - GCMS CASELOAD STATISTICS OF THE GENERAL DISTRICT COURTS**

January 2024 thru September 2024 Dispositions (Compared to January 2023 thru September 2023)

District: 29 FIPS: 167

Other	1,506	▲	-8.1%	-132
Protective Orders	67	▲	+11.7%	+7
<b>GRAND TOTAL</b>	<b>4,879</b>	▼	-3.7%	-188

\* Compared to same time period as previous year  
10/15/2024 1:33:13PM

\*\* Case Type Categories are defined in the 2017 Virginia Judicial Workload Assessment  
Source: SCV-SQL-Information

**CPSS - GCMS CASELOAD STATISTICS OF THE GENERAL DISTRICT COURTS**

January 2024 thru September 2024 Dispositions (Compared to January 2023 thru September 2023)

2024 Overall GRAND TOTAL		Distribution of Caseload			Change*		Percentage (%) of Caseload		
<b>7,768</b>	-55 -0.7%	<b>Criminal</b>	2,223	29%	4.4% ▲	+94	<b>Criminal</b>	2023 27.2%	2024 28.6%
		<b>Traffic</b>	3,633	47%	-7.3% ▼	-284	<b>Traffic</b>	50.1%	46.8%
		<b>Civil</b>	1,793	23%	7.3% ▲	+122	<b>Civil</b>	21.4%	23.1%
		<b>Civil Commitments</b>	119	2%	12.3% ▲	+13	<b>Civil Commitments</b>	1.4%	1.5%
		<b>GRAND TOTAL</b>	<b>7,768</b>	100%	-0.7% ▼	-55	<b>GRAND TOTAL</b>	100%	100%

**Dispositions by Division & Code**

Division	Case Type Description	Code	Summary	Change	% Change	Absolute Change
<b>Criminal</b>	Misdemeanor	M	1,417	▲	+8.3%	+109
	Felony	F	461	▲	+6.2%	+27
	Capias	CA	221	▼	-14.0%	-36
	Civil Violation	CV	80	▼	-9.1%	-8
	Show Cause	SC	42	↔		-
	Restricted Operators License	RL	2	▲	-	+2
	<b>Total</b>			<b>2,223</b>	<b>▲</b>	<b>4.4%</b>
<b>Traffic</b>	Infraction	I	2,852	▼	-9.3%	-292
	Misdemeanor	M	699	▲	+0.3%	+2
	Capias	CA	54	▲	+5.9%	+3
	Felony	F	17	▲	+30.8%	+4
	Show Cause	SC	7	▼	-22.2%	-2
	Civil Violation	CV	2	▲	+100.0%	+1
	Restricted Operators License	RL	2	↔		-
<b>Total</b>			<b>3,633</b>	<b>▼</b>	<b>-7.3%</b>	<b>-284</b>
<b>Civil</b>	Warrant in Debt	WD	699	▲	+26.4%	+146
	Garnishment	GA	411	▲	+1.5%	+6
	Unlawful Detainer	UD	201	▲	+11.0%	+20
	Other	OT	181	▼	+9.7%	+16
	Bond Forfeiture	BF	67	▼	-20.2%	-17
	Preliminary Protective Order	PP	66	▲	+29.4%	+15
	Detinue	DT	59	▼	-37.9%	-36
	Protective Order	PO	36	▲	+100.0%	+18
	Impoundment	IM	28	▼	-41.7%	-20
	Admin License	AL	22	▼	-29.0%	-9
	Abstract	AJ	7	▼	-30.0%	-3
	Petition-Restore Arms	PR	5	▲	+400.0%	+4
	Interrogatory	IN	4	▼	-63.6%	-7
	Show Cause	SC	4	▼	-50.0%	-4
	Motion for Judgment	MJ	2	▼	-33.3%	-1
Counter Claim	CC	1	▼	-80.0%	-4	
Tenants Assertion	TA	0	▼	-100.0%	-2	
<b>Total</b>			<b>1,793</b>	<b>▲</b>	<b>7.3%</b>	<b>+122</b>
<b>Civil Commitments</b>	Temporary Detention Order	TD	72	▲	+1.4%	+1
	Emergency Custody Order	EC	45	▲	+40.6%	+13
	Medical Emergency Temporary Detention Order	MT	1	▲	-	+1
	Mental Commitment	MC	1	▼	-66.7%	-2
<b>Total</b>			<b>119</b>	<b>▲</b>	<b>12.3%</b>	<b>+13</b>
<b>GRAND TOTAL</b>			<b>7,768</b>	<b>▼</b>	<b>-0.7%</b>	<b>-55</b>

**Dispositions by Major Case Category\*\***

Category	Summary	Change	% Change	Absolute Change
Felony	478	▲	+6.9%	+31
Garnishment	415	▼	-0.2%	-1
General Civil	774	▲	+16.4%	+109
Infraction/Civil Violation	2,934	▲	-9.2%	-299
Landlord /Tenant	201	▼	+9.8%	+18
Misdemeanor	2,120	▲	+5.6%	+113

\* Compared to same time period as previous year

\*\* Case Type Categories are defined in the 2017 Virginia Judicial Workload Assessment

**CPSS - GCMS CASELOAD STATISTICS OF THE GENERAL DISTRICT COURTS**

January 2024 thru September 2024 Dispositions (Compared to January 2023 thru September 2023)

District: 29 FIPS: 185

Other	744	▲	-7.3%	-59
Protective Orders	102	▲	+47.8%	+33
<b>GRAND TOTAL</b>	<b>7,768</b>	▼	-0.7%	-55

\* Compared to same time period as previous year  
10/15/2024 1:33:13PM

\*\* Case Type Categories are defined in the 2017 Virginia Judicial Workload Assessment  
Source: SCV-SQL-Information

**CPSS - GCMS CASELOAD STATISTICS OF THE GENERAL DISTRICT COURTS**

January 2024 thru September 2024 Dispositions (Compared to January 2023 thru September 2023)

**Lee**

District: 30 FIPS: 105

2024 Overall GRAND TOTAL		Distribution of Caseload			Change*		Percentage (%) of Caseload			
<b>4,124</b>	+56 1.4%	<b>Criminal</b>	796	19%	-25.3%	▼	-269	<b>Criminal</b>	2023 26.2%	2024 19.3%
2024	↑	<b>Traffic</b>	2,517	61%	6.6%	▲	+155	<b>Traffic</b>	58.1%	61.0%
2023		<b>Civil</b>	767	19%	28.9%	▲	+172	<b>Civil</b>	14.6%	18.6%
		<b>Civil Commitments</b>	44	1%	-4.3%	▼	-2	<b>Civil Commitments</b>	1.1%	1.1%
		<b>GRAND TOTAL</b>	<b>4,124</b>	100%	1.4%	▲	+56	<b>GRAND TOTAL</b>	100%	100%

**Dispositions by Division & Code**

Division	Case Type Description	Code	Summary	Change	% Change	Absolute Change
<b>Criminal</b>	Misdemeanor	M	476	▼	-18.8%	-110
	Felony	F	215	▼	-30.4%	-94
	Capias	CA	68	▼	-27.7%	-26
	Show Cause	SC	28	▼	-45.1%	-23
	Civil Violation	CV	8	▼	-68.0%	-17
	Restricted Operators License	RL	1	▲	-	+1
	<b>Total</b>			<b>796</b>	▼	<b>-25.3%</b>
<b>Traffic</b>	Infraction	I	2,083	▲	+8.0%	+154
	Misdemeanor	M	387	▲	+2.9%	+11
	Capias	CA	22	▼	-29.0%	-9
	Show Cause	SC	16	▼	-15.8%	-3
	Felony	F	6	↔	-	-
	Restricted Operators License	RL	2	▲	+100.0%	+1
	Civil Violation	CV	1	▲	-	+1
<b>Total</b>			<b>2,517</b>	▲	<b>6.6%</b>	<b>+155</b>
<b>Civil</b>	Warrant in Debt	WD	290	▲	+45.7%	+91
	Garnishment	GA	174	▲	+21.7%	+31
	Other	OT	105	▲	+54.4%	+37
	Unlawful Detainer	UD	62	▼	-4.6%	-3
	Preliminary Protective Order	PP	58	▲	+56.8%	+21
	Protective Order	PO	46	▲	+31.4%	+11
	Detinue	DT	7	▼	-30.0%	-3
	Admin License	AL	5	▲	+400.0%	+4
	Overweight	OC	5	▼	-50.0%	-5
	Impoundment	IM	4	▼	-20.0%	-1
	Interrogatory	IN	3	▲	+200.0%	+2
	Show Cause	SC	3	▼	-76.9%	-10
	Motion for Judgment	MJ	2	↔	-	-
	Restricted Operators License	RL	2	▲	-	+2
	Capias	CA	1	↔	-	-
	Abstract	AJ	0	▼	-100.0%	-4
Petition-Restore Arms	PR	0	▼	-100.0%	-1	
<b>Total</b>			<b>767</b>	▲	<b>28.9%</b>	<b>+172</b>
<b>Civil Commitments</b>	Emergency Custody Order	EC	28	▲	+7.7%	+2
	Temporary Detention Order	TD	16	▼	-15.8%	-3
	Medical Emergency Custody Order	ME	0	▼	-100.0%	-1
<b>Total</b>			<b>44</b>	▼	<b>-4.3%</b>	<b>-2</b>
<b>GRAND TOTAL</b>			<b>4,124</b>	▲	1.4%	+56

**Dispositions by Major Case Category\*\***

Category	Summary	Change	% Change	Absolute Change
Felony	221	▼	-29.8%	-94
Garnishment	177	▲	+22.9%	+33
General Civil	304	▼	+39.4%	+86
Infraction/Civil Violation	2,097	▲	+6.8%	+133
Landlord /Tenant	62	▼	-4.6%	-3
Misdemeanor	868	▲	-9.9%	-95
Other	291	▲	-11.0%	-36

\* Compared to same time period as previous year

\*\* Case Type Categories are defined in the 2017 Virginia Judicial Workload Assessment

**CPSS - GCMS CASELOAD STATISTICS OF THE GENERAL DISTRICT COURTS**

January 2024 thru September 2024 Dispositions (Compared to January 2023 thru September 2023)

---

Protective Orders	104	▲	+44.4%	+32
<b><i>GRAND TOTAL</i></b>	<b><u>4,124</u></b>	<b>▲</b>	<b>1.4%</b>	<b>+56</b>

---

\* Compared to same time period as previous year  
10/15/2024 1:33:13PM

\*\* Case Type Categories are defined in the 2017 Virginia Judicial Workload Assessment  
Source: SCV-SQL-Information

**CPSS - GCMS CASELOAD STATISTICS OF THE GENERAL DISTRICT COURTS**

January 2024 thru September 2024 Dispositions (Compared to January 2023 thru September 2023)

2024 Overall GRAND TOTAL		Distribution of Caseload			Change*		Percentage (%) of Caseload		
<b>5,539</b>	+43 0.8%	<b>Criminal</b>	884	16%	-23.0% ▼	-264	<b>Criminal</b>	20.9%	16.0%
2024		<b>Traffic</b>	4,026	73%	4.7% ▲	+182	<b>Traffic</b>	69.9%	72.7%
2023		<b>Civil</b>	599	11%	22.2% ▲	+109	<b>Civil</b>	8.9%	10.8%
		<b>Civil Commitments</b>	30	1%	114.3% ▲	+16	<b>Civil Commitments</b>	0.3%	0.5%
		<b>GRAND TOTAL</b>	<b>5,539</b>	100%	0.8% ▲	+43	<b>GRAND TOTAL</b>	100%	100%

**Dispositions by Division & Code**

Division	Case Type Description	Code	Summary	Change	% Change	Absolute Change
<b>Criminal</b>	Misdemeanor	M	488	▼	-20.1%	-123
	Felony	F	265	▼	-25.6%	-91
	Capias	CA	70	▼	-33.3%	-35
	Show Cause	SC	32	▼	-36.0%	-18
	Civil Violation	CV	29	▲	+20.8%	+5
	Restricted Operators License	RL	0	▼	-100.0%	-2
	<b>Total</b>			<b>884</b>	▼	<b>-23.0%</b>
<b>Traffic</b>	Infraction	I	3,310	▲	+8.7%	+266
	Misdemeanor	M	667	▼	-7.5%	-54
	Capias	CA	20	▼	-44.4%	-16
	Show Cause	SC	18	▼	-21.7%	-5
	Felony	F	9	▼	-25.0%	-3
	Civil Violation	CV	2	▼	-75.0%	-6
	<b>Total</b>			<b>4,026</b>	▲	<b>4.7%</b>
<b>Civil</b>	Warrant in Debt	WD	280	▲	+49.7%	+93
	Garnishment	GA	197	▲	+51.5%	+67
	Other	OT	35	▼	-36.4%	-20
	Unlawful Detainer	UD	26	▼	-45.8%	-22
	Preliminary Protective Order	PP	24	▼	-14.3%	-4
	Admin License	AL	11	▲	+175.0%	+7
	Detinue	DT	9	▲	+125.0%	+5
	Protective Order	PO	8	▼	-27.3%	-3
	Restricted Operators License	RL	4	▲	+33.3%	+1
	Abstract	AJ	3	▲	+200.0%	+2
	Impoundment	IM	1	▼	-85.7%	-6
	Overweight	OC	1	▼	-50.0%	-1
	Emergency Substantial Risk Order	SR	0	▼	-100.0%	-1
	Interrogatory	IN	0	▼	-100.0%	-5
	Motion for Judgment	MJ	0	▼	-100.0%	-1
Show Cause	SC	0	▼	-100.0%	-3	
<b>Total</b>			<b>599</b>	▲	<b>22.2%</b>	<b>+109</b>
<b>Civil Commitments</b>	Emergency Custody Order	EC	16	▲	+77.8%	+7
	Temporary Detention Order	TD	13	▲	+160.0%	+8
	Mental Commitment	MC	1	▲	-	+1
<b>Total</b>			<b>30</b>	▲	<b>114.3%</b>	<b>+16</b>
<b>GRAND TOTAL</b>			<b>5,539</b>	▲	0.8%	+43

**Dispositions by Major Case Category\*\***

Category	Summary	Change	% Change	Absolute Change
Felony	274	▼	-25.5%	-94
Garnishment	197	▼	+45.9%	+62
General Civil	293	▲	+48.0%	+95
Infraction/Civil Violation	3,342	▼	+8.6%	+264
Landlord /Tenant	26	▼	-45.8%	-22
Misdemeanor	1,159	▼	-13.3%	-178
New to Workload Study	0	▼	-100.0%	-1
Other	216	▲	-26.0%	-76

\* Compared to same time period as previous year  
10/15/2024 1:33:13PM

\*\* Case Type Categories are defined in the 2017 Virginia Judicial Workload Assessment  
Source: SCV-SQL-Information



**CPSS - GCMS CASELOAD STATISTICS OF THE GENERAL DISTRICT COURTS**

January 2024 thru September 2024 Dispositions (Compared to January 2023 thru September 2023)

**Scott**

District: 30 FIPS: 169

---

Protective Orders	32	▼	-17.9%	-7
<b><i>GRAND TOTAL</i></b>	<b><u>5,539</u></b>	▲	0.8%	+43

\* Compared to same time period as previous year  
10/15/2024 1:33:13PM

\*\* Case Type Categories are defined in the 2017 Virginia Judicial Workload Assessment  
Source: SCV-SQL-Information

**CPSS - GCMS CASELOAD STATISTICS OF THE GENERAL DISTRICT COURTS**

January 2024 thru September 2024 Dispositions (Compared to January 2023 thru September 2023)

2024 Overall GRAND TOTAL		Distribution of Caseload			Change*		Percentage (%) of Caseload			
<b>9,160</b>	+578 6.7%	<b>Criminal</b>	2,230	24%	-8.9%	▼	-217	<b>Criminal</b>	2023: 28.5%	2024: 24.3%
2024		<b>Traffic</b>	4,858	53%	13.0%	▲	+558	<b>Traffic</b>	50.1%	53.0%
2023		<b>Civil</b>	2,012	22%	15.7%	▲	+273	<b>Civil</b>	20.3%	22.0%
		<b>Civil Commitments</b>	60	1%	-37.5%	▼	-36	<b>Civil Commitments</b>	1.1%	0.7%
		<b>GRAND TOTAL</b>	<b>9,160</b>	100%	6.7%	▲	+578	<b>GRAND TOTAL</b>	100%	100%

**Dispositions by Division & Code**

Division	Case Type Description	Code	Summary	Change	% Change	Absolute Change
<b>Criminal</b>	Misdemeanor	M	1,422	▼	-2.3%	-34
	Felony	F	326	▼	-30.8%	-145
	Capias	CA	281	▼	-12.5%	-40
	Show Cause	SC	177	▲	+8.6%	+14
	Civil Violation	CV	24	▼	-33.3%	-12
	<b>Total</b>			<b>2,230</b>	▼	<b>-8.9%</b>
<b>Traffic</b>	Infraction	I	3,576	▲	+17.8%	+540
	Misdemeanor	M	1,151	▲	+3.0%	+34
	Show Cause	SC	64	▼	-13.5%	-10
	Capias	CA	52	▼	-8.8%	-5
	Felony	F	13	▼	-7.1%	-1
	Civil Violation	CV	2	↔	-	-
<b>Total</b>			<b>4,858</b>	▲	<b>13.0%</b>	<b>+558</b>
<b>Civil</b>	Warrant in Debt	WD	760	▲	+42.1%	+225
	Garnishment	GA	581	▲	+28.0%	+127
	Other	OT	214	▼	-11.2%	-27
	Unlawful Detainer	UD	201	▼	-17.3%	-42
	Preliminary Protective Order	PP	78	▲	+5.4%	+4
	Protective Order	PO	71	▲	+97.2%	+35
	Show Cause	SC	28	▼	-9.7%	-3
	Detinue	DT	20	▼	-25.9%	-7
	Admin License	AL	18	▲	+80.0%	+8
	Impoundment	IM	11	▼	-60.7%	-17
	Bond Forfeiture	BF	8	▼	-55.6%	-10
	Tenants Assertion	TA	5	▲	+150.0%	+3
	Interrogatory	IN	4	▲	-	+4
	Motion for Judgment	MJ	4	▼	-20.0%	-1
	Abstract	AJ	3	▲	-	+3
	Restricted Operators License	RL	3	▼	-25.0%	-1
	Overweight	OC	2	▼	-81.8%	-9
	Capias	CA	1	▼	-94.1%	-16
Petition-Restore Arms	PR	0	▼	-100.0%	-3	
<b>Total</b>			<b>2,012</b>	▲	<b>15.7%</b>	<b>+273</b>
<b>Civil Commitments</b>	Emergency Custody Order	EC	35	▼	-27.1%	-13
	Temporary Detention Order	TD	23	▼	-28.1%	-9
	Medical Emergency Temporary Detention Order	MT	1	▲	-	+1
	Other	OT	1	▲	-	+1
	Mental Commitment	MC	0	▼	-100.0%	-15
	Petition	PT	0	▼	-100.0%	-1
<b>Total</b>			<b>60</b>	▼	<b>-37.5%</b>	<b>-36</b>
<b>GRAND TOTAL</b>			<b>9,160</b>	▲	6.7%	+578

**Dispositions by Major Case Category\*\***

Category	Summary	Change	% Change	Absolute Change
Felony	339	▼	-30.1%	-146
Garnishment	585	▲	+28.9%	+131
General Civil	814	▼	+30.4%	+190
Infraction/Civil Violation	3,604	▼	+16.8%	+519

\* Compared to same time period as previous year

\*\* Case Type Categories are defined in the 2017 Virginia Judicial Workload Assessment

**CPSS - GCMS CASELOAD STATISTICS OF THE GENERAL DISTRICT COURTS**

January 2024 thru September 2024 Dispositions (Compared to January 2023 thru September 2023)

**Wise**

District: 30 FIPS: 195

Involuntary Civil Commitments	1	▲		0
Landlord /Tenant	206	▲	-15.9%	-39
Misdemeanor	2,576	▼	0.0%	-1
Other	886	▲	-11.5%	-115
Protective Orders	149	▲	+35.5%	+39
<b>GRAND TOTAL</b>	<b>9,160</b>	▲	6.7%	+578

\* Compared to same time period as previous year  
10/15/2024 1:33:13PM

\*\* Case Type Categories are defined in the 2017 Virginia Judicial Workload Assessment  
Source: SCV-SQL-Information

2024 Overall GRAND TOTAL		Distribution of Caseload			Change*		Percentage (%) of Caseload		
<b>93,062</b>	+13,844 17.5%	<b>Criminal</b>	15,211	16%	22.8% ▲	+2,823	<b>Criminal</b>	2023 15.6%	2024 16.3%
2024		<b>Traffic</b>	54,561	59%	17.6% ▲	+8,147	<b>Traffic</b>	58.6%	58.6%
2023		<b>Civil</b>	22,457	24%	14.5% ▲	+2,837	<b>Civil</b>	24.8%	24.1%
		<b>Civil Commitments</b>	833	1%	4.6% ▲	+37	<b>Civil Commitments</b>	1.0%	0.9%
		<b>GRAND TOTAL</b>	<b>93,062</b>	100%	17.5% ▲	+13,844	<b>GRAND TOTAL</b>	100%	100%

**Dispositions by Division & Code**

Division	Case Type Description	Code	Summary	Change	% Change	Absolute Change
<b>Criminal</b>	Misdemeanor	M	7,458	▲	+14.8%	+963
	Felony	F	3,626	▲	+20.1%	+608
	Capias	CA	2,951	▲	+53.7%	+1,031
	Show Cause	SC	724	▲	+25.5%	+147
	Civil Violation	CV	452	▲	+19.6%	+74
	<b>Total</b>			<b>15,211</b>	▲	<b>22.8%</b>
<b>Traffic</b>	Infraction	I	44,694	▲	+18.3%	+6,909
	Misdemeanor	M	9,198	▲	+13.4%	+1,085
	Capias	CA	193	▲	+41.9%	+57
	Civil Violation	CV	184	▲	+100.0%	+92
	Felony	F	143	▼	-13.3%	-22
	Other	O	87	▲	+47.5%	+28
	Show Cause	SC	44	▼	-4.3%	-2
	Restricted Operators License	RL	18	↔		-
<b>Total</b>			<b>54,561</b>	▲	<b>17.6%</b>	<b>+8,147</b>
<b>Civil</b>	Warrant in Debt	WD	9,656	▲	+31.9%	+2,334
	Garnishment	GA	5,764	▲	+6.9%	+370
	Unlawful Detainer	UD	3,731	▲	+5.5%	+196
	Admin License	AL	696	▼	-2.9%	-21
	Other	OT	462	▼	+0.9%	+4
	Zoning Violation	ZO	408	▼	-14.1%	-67
	Preliminary Protective Order	PP	368	▲	+13.6%	+44
	Show Cause	SC	327	▼	-8.7%	-31
	Protective Order	PO	294	▲	+7.7%	+21
	Interrogatory	IN	233	▼	-15.3%	-42
	Abstract	AJ	217	▲	+24.0%	+42
	Impoundment	IM	119	▲	+1.7%	+2
	Overweight	OC	35	▼	-16.7%	-7
	Counter Claim	CC	30	▲	+3.4%	+1
	Detinue	DT	30	▼	-31.8%	-14
	Tenants Assertion	TA	28	▲	+27.3%	+6
	Motion for Judgment	MJ	16	▼	-20.0%	-4
	Bond Forfeiture	BF	10	▲	+100.0%	+5
	Capias	CA	10	▼	-41.2%	-7
	Motor Carrier	MC	10	▲	+42.9%	+3
	Petition-Restore Arms	PR	5	↔		-
	Third Party Claim	TH	5	▲	+150.0%	+3
	Petition to Require Blood Test	BT	2	▲	-	+2
Restricted Operators License	RL	1	▼	-75.0%	-3	
<b>Total</b>			<b>22,457</b>	▲	<b>14.5%</b>	<b>+2,837</b>
<b>Civil Commitments</b>	Temporary Detention Order	TD	393	▲	+5.4%	+20
	Mental Commitment	MC	336	▲	+21.3%	+59
	Emergency Custody Order	EC	88	▼	-30.7%	-39
	Petition	PT	13	▲	+225.0%	+9
	Medical Emergency Temporary Detention Order	MT	2	▼	-71.4%	-5
	Medical Emergency Custody Order	ME	1	▼	-83.3%	-5
	Other	OT	0	▼	-100.0%	-2
<b>Total</b>			<b>833</b>	▲	<b>4.6%</b>	<b>+37</b>
<b>GRAND TOTAL</b>			<b>93,062</b>	▲	17.5%	+13,844

\* Compared to same time period as previous year  
 10/15/2024 1:33:13PM

\*\* Case Type Categories are defined in the 2017 Virginia Judicial Workload Assessment  
 Source: SCV-SQL-Information

**Dispositions by Major Case Category\*\***

Category	Summary	Change	% Change	Absolute Change
Felony	3,769	▲	+18.4%	+586
Garnishment	5,997	▼	+5.8%	+328
General Civil	9,983	▼	+30.5%	+2,334
Infraction/Civil Violation	45,462	▲	+18.5%	+7,099
Involuntary Civil Commitments	13	▲	+116.7%	+7
Landlord /Tenant	3,759	▲	+5.7%	+202
Misdemeanor	17,083	▼	+13.1%	+1,978
Other	6,334	▲	+24.5%	+1,245
Protective Orders	662	▲	+10.9%	+65
<b>GRAND TOTAL</b>	<b>93,062</b>	▲	17.5%	+13,844

\* Compared to same time period as previous year  
 10/15/2024 1:33:13PM

\*\* Case Type Categories are defined in the 2017 Virginia Judicial Workload Assessment  
 Source: SCV-SQL-Information

**CPSS - GCMS CASELOAD STATISTICS OF THE GENERAL DISTRICT COURTS**

January 2024 thru September 2024 Dispositions (Compared to January 2023 thru September 2023)

2024 Overall GRAND TOTAL		Distribution of Caseload			Change*		Percentage (%) of Caseload		
<b>11,496</b>	+1,673 17.0%	<b>Criminal</b>	897	8%	7.3% ▲	+61	<b>Criminal</b>	2023: 8.5%	2024: 7.8%
2024	↑	<b>Traffic</b>	8,352	73%	27.1% ▲	+1,783	<b>Traffic</b>	66.9%	72.7%
2023		<b>Civil</b>	2,181	19%	-7.3% ▼	-172	<b>Civil</b>	24.0%	19.0%
		<b>Civil Commitments</b>	66	1%	1.5% ▲	+1	<b>Civil Commitments</b>	0.7%	0.6%
		<b>GRAND TOTAL</b>	<b>11,496</b>	100%	17.0% ▲	+1,673	<b>GRAND TOTAL</b>	100%	100%

**Dispositions by Division & Code**

Division	Case Type Description	Code	Summary	Change	% Change	Absolute Change
<b>Criminal</b>	Misdemeanor	M	602	▲	+23.6%	+115
	Felony	F	177	▼	-21.3%	-48
	Show Cause	SC	57	▼	-1.7%	-1
	Capias	CA	46	▼	-2.1%	-1
	Civil Violation	CV	15	▼	-21.1%	-4
	<b>Total</b>			<b>897</b>	<b>▲</b>	<b>7.3%</b>
<b>Traffic</b>	Infraction	I	6,249	▲	+21.9%	+1,121
	Misdemeanor	M	2,019	▲	+47.3%	+648
	Capias	CA	48	▲	+11.6%	+5
	Felony	F	18	▲	+63.6%	+7
	Show Cause	SC	17	▲	+13.3%	+2
	Civil Violation	CV	1	↔		-
	<b>Total</b>			<b>8,352</b>	<b>▲</b>	<b>27.1%</b>
<b>Civil</b>	Warrant in Debt	WD	872	▼	-10.2%	-99
	Garnishment	GA	859	▲	+1.3%	+11
	Unlawful Detainer	UD	150	▼	-11.8%	-20
	Other	OT	101	▼	-1.9%	-2
	Detinue	DT	55	▼	-17.9%	-12
	Preliminary Protective Order	PP	37	▼	-14.0%	-6
	Protective Order	PO	31	▼	-29.5%	-13
	Abstract	AJ	22	↔		-
	Admin License	AL	22	▲	+10.0%	+2
	Impoundment	IM	13	▲	+85.7%	+6
	Overweight	OC	8	▼	-83.0%	-39
	Counter Claim	CC	3	▼	-25.0%	-1
	Interrogatory	IN	2	↔		-
	Tenants Assertion	TA	2	↔		-
	Capias	CA	1	▲	-	+1
	Motion for Judgment	MJ	1	▲	-	+1
	Restricted Operators License	RL	1	▼	-50.0%	-1
	Third Party Claim	TH	1	▲	-	+1
	Show Cause	SC	0	▼	-100.0%	-1
<b>Total</b>			<b>2,181</b>	<b>▼</b>	<b>-7.3%</b>	<b>-172</b>
<b>Civil Commitments</b>	Temporary Detention Order	TD	47	▼	-2.1%	-1
	Emergency Custody Order	EC	18	▲	+12.5%	+2
	Mental Commitment	MC	1	↔		-
<b>Total</b>			<b>66</b>	<b>▲</b>	<b>1.5%</b>	<b>+1</b>
<b>GRAND TOTAL</b>			<b>11,496</b>	<b>▲</b>	<b>17.0%</b>	<b>+1,673</b>

**Dispositions by Major Case Category\*\***

Category	Summary	Change	% Change	Absolute Change
Felony	195	▲	-17.4%	-41
Garnishment	861	▲	+1.3%	+11
General Civil	935	▲	-10.5%	-110
Infraction/Civil Violation	6,273	▼	+20.8%	+1,078
Landlord /Tenant	152	▼	-11.6%	-20
Misdemeanor	2,622	▲	+41.0%	+762
Other	390	▲	+3.2%	+12

\* Compared to same time period as previous year

\*\* Case Type Categories are defined in the 2017 Virginia Judicial Workload Assessment

**CPSS - GCMS CASELOAD STATISTICS OF THE GENERAL DISTRICT COURTS**

January 2024 thru September 2024 Dispositions (Compared to January 2023 thru September 2023)

---

Protective Orders	68	▼	-21.8%	-19
<b><i>GRAND TOTAL</i></b>	<b><u>11,496</u></b>	<b>▲</b>	<b>17.0%</b>	<b>+1,673</b>

\* Compared to same time period as previous year  
10/15/2024 1:33:13PM

\*\* Case Type Categories are defined in the 2017 Virginia Judicial Workload Assessment  
Source: SCV-SQL-Information

**CPSS - GCMS CASELOAD STATISTICS OF THE GENERAL DISTRICT COURTS**

January 2024 thru September 2024 Dispositions (Compared to January 2023 thru September 2023)

**Northampton**

District: 32 FIPS: 131

2024 Overall GRAND TOTAL		Distribution of Caseload			Change*		Percentage (%) of Caseload		
<b>23,085</b>	+2,168 10.4%	<b>Criminal</b>	527	2%	-2.8% ▼	-15	<b>Criminal</b>	2023 2.6%	2024 2.3%
2024		<b>Traffic</b>	21,943	95%	11.5% ▲	+2,268	<b>Traffic</b>	94.1%	95.1%
2023		<b>Civil</b>	597	3%	-11.2% ▼	-75	<b>Civil</b>	3.2%	2.6%
		<b>Civil Commitments</b>	18	0%	-35.7% ▼	-10	<b>Civil Commitments</b>	0.1%	0.1%
		<b>GRAND TOTAL</b>	<b>23,085</b>	100%	10.4% ▲	+2,168	<b>GRAND TOTAL</b>	100%	100%

**Dispositions by Division & Code**

Division	Case Type Description	Code	Summary	Change	% Change	Absolute Change
<b>Criminal</b>	Misdemeanor	M	342	▲	+2.7%	+9
	Felony	F	121	▼	-6.9%	-9
	Show Cause	SC	29	▼	-29.3%	-12
	Civil Violation	CV	18	▲	+260.0%	+13
	Capias	CA	17	▼	-48.5%	-16
	<b>Total</b>			<b>527</b>	▼	<b>-2.8%</b>
<b>Traffic</b>	Infraction	I	18,508	▲	+12.5%	+2,055
	Misdemeanor	M	3,307	▲	+6.1%	+189
	Capias	CA	94	▲	+9.3%	+8
	Show Cause	SC	23	▲	+109.1%	+12
	Felony	F	11	▲	+57.1%	+4
	<b>Total</b>			<b>21,943</b>	▲	<b>11.5%</b>
<b>Civil</b>	Warrant in Debt	WD	235	▼	-20.9%	-62
	Garnishment	GA	197	▼	-4.4%	-9
	Unlawful Detainer	UD	63	▲	+37.0%	+17
	Other	OT	39	▼	-37.1%	-23
	Admin License	AL	17	▲	+21.4%	+3
	Preliminary Protective Order	PP	17	▲	+142.9%	+10
	Protective Order	PO	13	▲	+116.7%	+7
	Detinue	DT	6	▲	+20.0%	+1
	Abstract	AJ	4	▼	-69.2%	-9
	Impoundment	IM	4	▼	-55.6%	-5
	Interrogatory	IN	2	▼	-50.0%	-2
	Bond Forfeiture	BF	0	▼	-100.0%	-1
	Overweight	OC	0	▼	-100.0%	-1
	Show Cause	SC	0	▼	-100.0%	-1
	<b>Total</b>			<b>597</b>	▼	<b>-11.2%</b>
<b>Civil Commitments</b>	Temporary Detention Order	TD	12	▼	-40.0%	-8
	Emergency Custody Order	EC	6	▼	-14.3%	-1
	Other	OT	0	▼	-100.0%	-1
	<b>Total</b>			<b>18</b>	▼	<b>-35.7%</b>
<b>GRAND TOTAL</b>			<b>23,085</b>	▲	10.4%	+2,168

**Dispositions by Major Case Category\*\***

Category	Summary	Change	% Change	Absolute Change
Felony	132	▲	-3.6%	-5
Garnishment	199	▼	-5.2%	-11
General Civil	243	▼	-20.3%	-62
Infraction/Civil Violation	18,526	▲	+12.6%	+2,067
Involuntary Civil Commitments	0	▼	-100.0%	-1
Landlord /Tenant	63	▲	+37.0%	+17
Misdemeanor	3,649	▲	+5.7%	+198
Other	243	▼	-17.6%	-52
Protective Orders	30	▲	+130.8%	+17
<b>GRAND TOTAL</b>	<b>23,085</b>	▲	10.4%	+2,168

\* Compared to same time period as previous year  
10/15/2024 1:33:13PM

\*\* Case Type Categories are defined in the 2017 Virginia Judicial Workload Assessment  
Source: SCV-SQL-Information



