

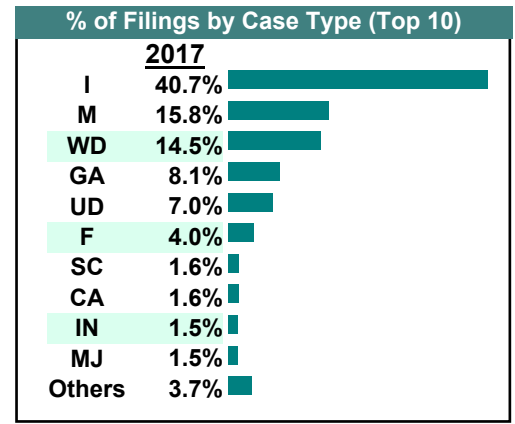
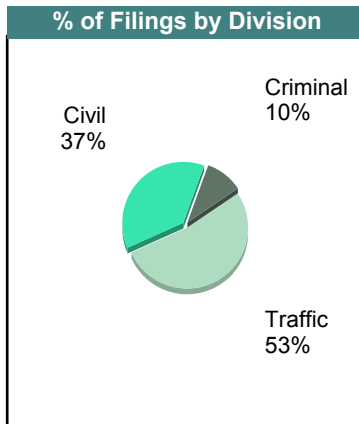
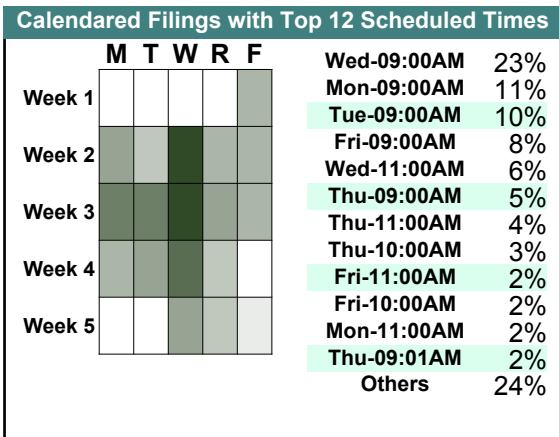
CASELOAD STATISTICS OF THE GENERAL DISTRICT COURTS

December 2017

Chesapeake

District: 1

		Filings	Hearings	Transactions	Concluded	Cont
<u>Criminal</u>						
Capias	CA	46	120	120	40	80
Civil Violation	CV	2	3	3	1	2
Felony	F	258	1,016	1,016	180	836
Misdemeanor	M	366	1,157	1,164	375	789
Show Cause	SC	16	27	27	14	13
Criminal Total		688	2,323	2,330	610	1,720
<u>Traffic</u>						
Capias	CA	59	206	206	78	128
Civil Violation	CV	14	49	49	10	39
Felony	F	17	60	60	11	49
Infraction	I	2,774	2,283	3,408	2,691	717
Misdemeanor	M	707	1,522	1,522	660	861
Show Cause	SC	16	21	21	11	10
Traffic Total		3,587	4,141	5,266	3,461	1,804
<u>Civil</u>						
Abstract	AJ	13	0	13	13	-
Admin License	AL	27	12	40	28	10
Bond Forfeiture	BF	19	10	27	19	7
Capias	CA	4	6	6	0	6
Counter Claim	CC	3	3	3	0	3
Detinue	DT	10	5	12	10	2
Garnishment	GA	553	110	661	551	110
Impoundment	IM	3	0	3	3	-
Interrogatory	IN	100	94	199	105	93
Motion for Judgment	MJ	100	115	167	84	83
Overweight	OC	21	6	26	20	6
Other	OT	6	1	9	9	-
Protective Order	PO	23	5	23	18	-
Prelim Prot Order	PP	22	2	23	21	2
Petition-Restore Arms	PR	1	1	1	0	1
Show Cause	SC	79	50	116	69	47
Tenants Assertion	TA	1	2	2	1	1
Unlawful Detainer	UD	479	313	528	485	43
Warrant in Debt	WD	987	1,145	1,421	920	500
Zoning Viol	ZO	84	62	105	77	28
Civil Total		2,535	1,942	3,385	2,433	942
Chesapeake Totals		6,810	8,406	10,981	6,504	4,466



CASELOAD STATISTICS OF THE GENERAL DISTRICT COURTS

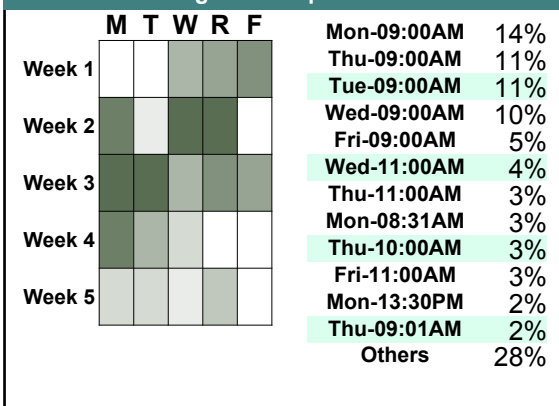
November 2017

Chesapeake

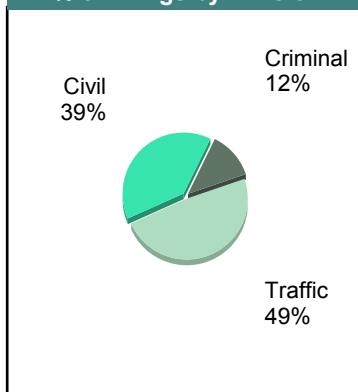
District: 1

		Filings	Hearings	Transactions	Concluded	Cont
<u>Criminal</u>						
Capias	CA	52	122	122	52	70
Felony	F	311	1,062	1,062	220	842
Misdemeanor	M	358	1,040	1,050	375	674
Show Cause	SC	14	29	29	16	13
Criminal Total		735	2,253	2,263	663	1,599
<u>Traffic</u>						
Capias	CA	49	150	150	50	100
Civil Violation	CV	8	40	40	10	30
Felony	F	11	50	50	17	33
Infraction	I	2,157	1,993	2,876	2,271	605
Misdemeanor	M	631	1,514	1,514	676	837
Show Cause	SC	10	22	22	7	15
Traffic Total		2,866	3,769	4,652	3,031	1,620
<u>Civil</u>						
Abstract	AJ	10	0	10	10	-
Admin License	AL	43	20	57	37	18
Bond Forfeiture	BF	17	9	20	11	9
Capias	CA	3	0	3	3	-
Counter Claim	CC	2	1	4	4	-
Detinue	DT	18	11	20	17	3
Garnishment	GA	459	101	546	445	100
Impoundment	IM	12	0	12	12	-
Interrogatory	IN	90	91	197	106	91
Motion for Judgment	MJ	110	86	137	98	37
Overweight	OC	1	1	5	4	1
Other	OT	16	2	17	16	1
Protective Order	PO	29	3	29	26	-
Prelim Prot Order	PP	36	1	36	35	1
Show Cause	SC	79	36	111	75	35
Unlawful Detainer	UD	479	307	528	489	38
Warrant in Debt	WD	859	919	1,194	861	331
Zoning Viol	ZO	40	42	63	42	21
Civil Total		2,303	1,630	2,989	2,291	686
Chesapeake Totals		5,904	7,652	9,904	5,985	3,905

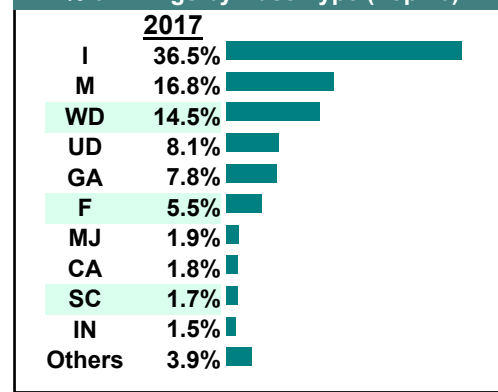
Calendared Filings with Top 12 Scheduled Times



% of Filings by Division



% of Filings by Case Type (Top 10)



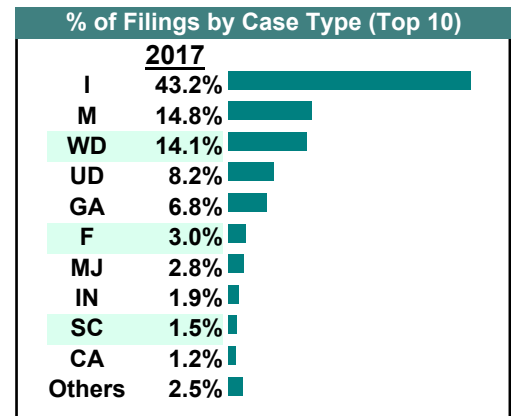
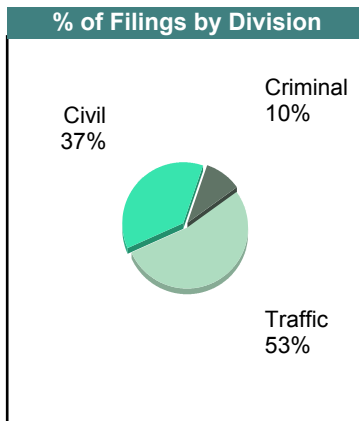
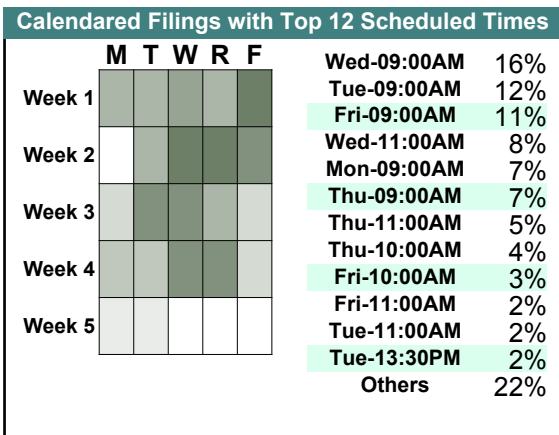
CASELOAD STATISTICS OF THE GENERAL DISTRICT COURTS

October 2017

Chesapeake

District: 1

		Filings	Hearings	Transactions	Concluded	Cont
<u>Criminal</u>						
Capias	CA	37	92	92	37	55
Felony	F	193	948	948	263	685
Misdemeanor	M	407	1,154	1,162	443	719
Show Cause	SC	24	35	35	18	17
Criminal Total		661	2,229	2,237	761	1,476
<u>Traffic</u>						
Capias	CA	45	156	156	61	95
Civil Violation	CV	11	42	42	9	33
Felony	F	15	63	63	15	48
Infraction	I	2,960	2,537	3,783	3,041	742
Misdemeanor	M	607	1,554	1,555	703	852
Other	O	6	6	6	6	-
Show Cause	SC	14	21	21	15	6
Traffic Total		3,658	4,379	5,626	3,850	1,776
<u>Civil</u>						
Abstract	AJ	2	0	2	2	-
Admin License	AL	33	12	45	33	12
Bond Forfeiture	BF	5	6	12	7	4
Capias	CA	2	2	7	5	2
Counter Claim	CC	5	6	9	7	2
Detinue	DT	13	11	18	14	4
Garnishment	GA	468	102	587	485	102
Impoundment	IM	14	0	14	14	-
Interrogatory	IN	127	114	218	104	114
Motion for Judgment	MJ	192	167	223	157	66
Overweight	OC	5	2	6	4	2
Other	OT	13	2	15	13	2
Protective Order	PO	13	0	13	13	-
Prelim Prot Order	PP	24	0	24	24	-
Show Cause	SC	62	38	96	58	37
Tenants Assertion	TA	1	1	2	1	1
Unlawful Detainer	UD	562	366	620	553	67
Warrant in Debt	WD	964	1,164	1,423	937	486
Zoning Viol	ZO	28	40	64	37	27
Civil Total		2,533	2,033	3,398	2,468	928
Chesapeake Totals		6,852	8,641	11,261	7,079	4,180



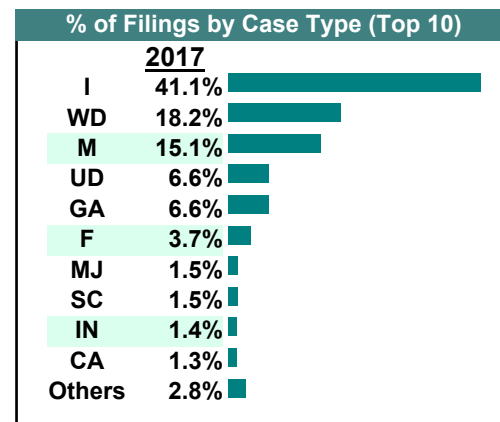
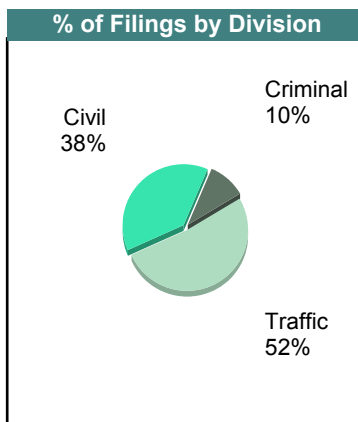
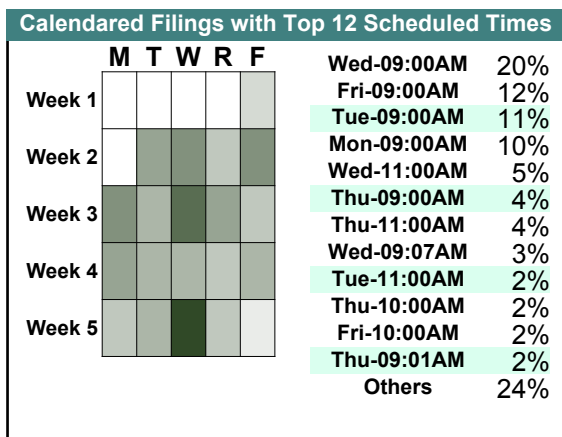
CASELOAD STATISTICS OF THE GENERAL DISTRICT COURTS

September 2017

Chesapeake

District: 1

		<u>Filings</u>	<u>Hearings</u>	<u>Transactions</u>	<u>Concluded</u>	<u>Cont</u>
<u>Criminal</u>						
Capias	CA	48	118	118	69	49
Civil Violation	CV	2	2	2	2	-
Felony	F	268	1,118	1,118	313	805
Misdemeanor	M	412	1,315	1,332	556	776
Show Cause	SC	23	43	43	27	16
Criminal Total		753	2,596	2,613	967	1,646
<u>Traffic</u>						
Capias	CA	51	176	176	68	108
Civil Violation	CV	8	41	41	8	33
Felony	F	13	54	54	13	41
Infraction	I	3,093	2,487	3,832	3,044	788
Misdemeanor	M	723	1,677	1,677	695	982
Other	O	3	1	3	3	-
Show Cause	SC	18	36	36	21	15
Traffic Total		3,909	4,472	5,819	3,852	1,967
<u>Civil</u>						
Abstract	AJ	17	0	17	17	-
Admin License	AL	37	17	53	36	15
Bond Forfeiture	BF	13	11	21	10	10
Capias	CA	2	0	3	3	-
Counter Claim	CC	1	5	6	4	2
Custody Relief	CR	1	1	1	1	-
Detinue	DT	15	11	21	18	3
Garnishment	GA	495	111	608	497	111
Impoundment	IM	11	1	11	10	-
Interrogatory	IN	108	101	207	106	101
Motion for Judgment	MJ	112	92	133	103	30
Mechanic's Lien	ML	1	0	1	1	-
Overweight	OC	15	7	24	17	7
Other	OT	9	4	13	10	3
Protective Order	PO	18	3	18	15	-
Prelim Prot Order	PP	14	3	15	12	-
Show Cause	SC	70	36	108	72	36
Tenants Assertion	TA	2	3	3	1	2
Unlawful Detainer	UD	500	375	551	501	50
Warrant in Debt	WD	1,370	1,488	1,877	1,461	416
Zoning Viol	ZO	47	56	99	71	28
Civil Total		2,858	2,325	3,790	2,966	814
Chesapeake Totals		7,520	9,393	12,222	7,785	4,427



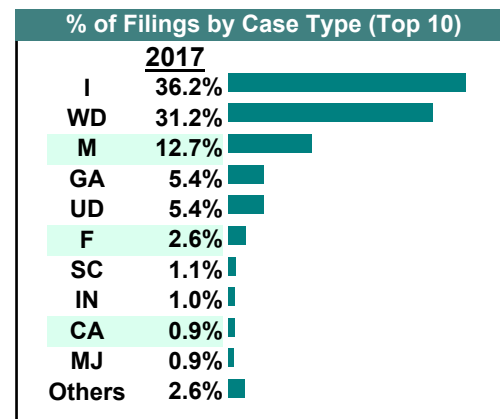
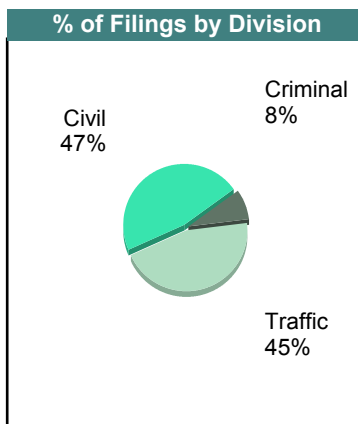
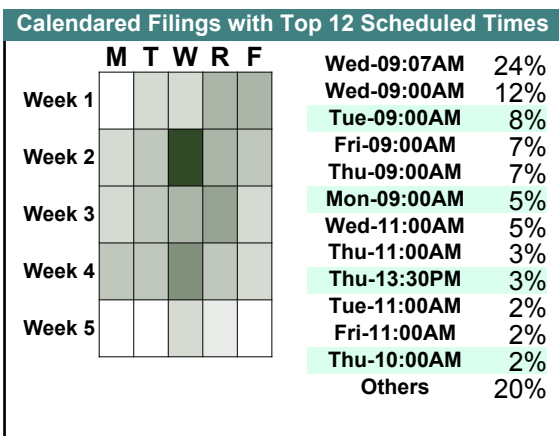
CASELOAD STATISTICS OF THE GENERAL DISTRICT COURTS

August 2017

Chesapeake

District: 1

		Filings	Hearings	Transactions	Concluded	Cont
<u>Criminal</u>						
Capias	CA	37	111	111	47	64
Civil Violation	CV	7	7	7	7	-
Felony	F	242	1,013	1,013	267	746
Misdemeanor	M	485	1,447	1,466	531	935
Restricted O/L	RL	1	1	1	1	-
Show Cause	SC	23	60	60	30	30
Criminal Total		795	2,639	2,658	883	1,775
<u>Traffic</u>						
Capias	CA	54	190	190	65	125
Civil Violation	CV	17	47	47	8	39
Felony	F	21	64	64	10	54
Infraction	I	3,628	2,786	4,419	3,635	784
Misdemeanor	M	791	1,672	1,672	749	923
Other	O	5	5	5	5	-
Show Cause	SC	26	42	42	29	13
Traffic Total		4,542	4,806	6,439	4,501	1,938
<u>Civil</u>						
Abstract	AJ	15	0	15	15	-
Admin License	AL	37	10	54	44	10
Bond Forfeiture	BF	17	13	22	11	11
Capias	CA	4	3	11	8	3
Counter Claim	CC	2	4	5	1	4
Detinue	DT	4	13	38	29	9
Garnishment	GA	542	116	678	562	115
Impoundment	IM	8	0	8	8	-
Interrogatory	IN	102	83	186	103	83
Motion for Judgment	MJ	87	62	95	79	16
Overweight	OC	7	5	12	7	5
Other	OT	9	1	9	9	-
Protective Order	PO	31	2	31	29	-
Prelim Prot Order	PP	21	3	22	19	-
Show Cause	SC	57	27	88	61	24
Tenants Assertion	TA	1	1	1	0	1
Unlawful Detainer	UD	539	412	601	523	77
Warrant in Debt	WD	3,124	2,380	3,517	3,029	488
Zoning Viol	ZO	76	90	131	67	64
Civil Total		4,683	3,225	5,524	4,604	910
Chesapeake Totals		10,020	10,670	14,621	9,988	4,623



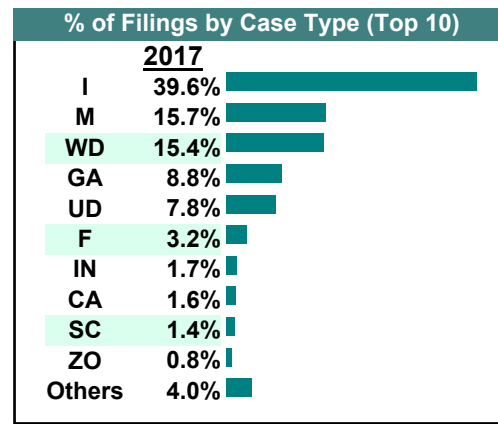
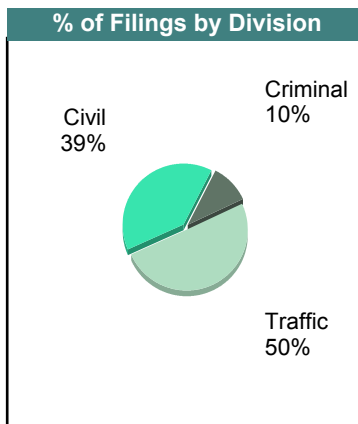
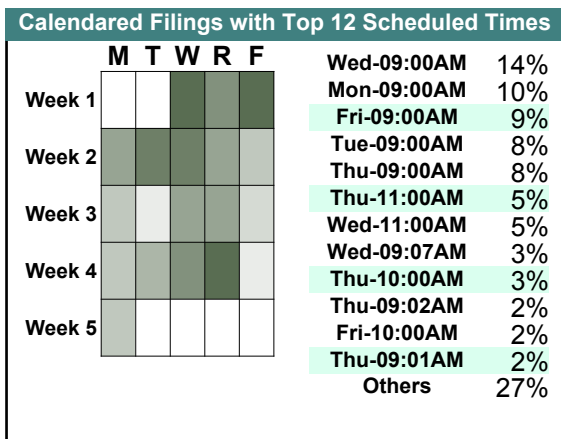
CASELOAD STATISTICS OF THE GENERAL DISTRICT COURTS

July 2017

Chesapeake

District: 1

		Filings	Hearings	Transactions	Concluded	Cont
<u>Criminal</u>						
Capias	CA	56	112	112	35	77
Civil Violation	CV	2	2	2	2	-
Felony	F	204	986	986	236	750
Misdemeanor	M	424	1,216	1,230	424	806
Show Cause	SC	9	22	22	9	13
Criminal Total		695	2,338	2,352	706	1,646
<u>Traffic</u>						
Capias	CA	48	166	166	52	114
Civil Violation	CV	8	40	41	10	31
Felony	F	15	62	62	22	40
Infraction	I	2,677	2,215	3,317	2,593	724
Misdemeanor	M	637	1,516	1,516	667	849
Other	O	6	6	6	6	-
Show Cause	SC	14	30	30	16	14
Traffic Total		3,405	4,035	5,138	3,366	1,772
<u>Civil</u>						
Abstract	AJ	9	0	9	9	-
Admin License	AL	48	21	59	38	16
Bond Forfeiture	BF	14	6	17	11	6
Capias	CA	2	7	7	0	7
Counter Claim	CC	3	2	4	3	1
Detinue	DT	50	50	62	31	31
Garnishment	GA	592	131	724	593	131
Impoundment	IM	16	0	16	16	-
Interrogatory	IN	117	105	211	106	105
Motion for Judgment	MJ	49	44	56	43	13
Overweight	OC	2	2	3	1	2
Other	OT	16	2	16	14	2
Protective Order	PO	25	0	26	26	-
Prelim Prot Order	PP	22	0	22	22	-
Show Cause	SC	73	41	110	69	41
Tenants Assertion	TA	0	1	1	1	-
Unlawful Detainer	UD	527	356	569	521	48
Warrant in Debt	WD	1,037	1,162	1,506	1,087	416
Zoning Viol	ZO	53	54	75	33	42
Civil Total		2,655	1,984	3,493	2,624	861
Chesapeake Totals		6,755	8,357	10,983	6,696	4,279



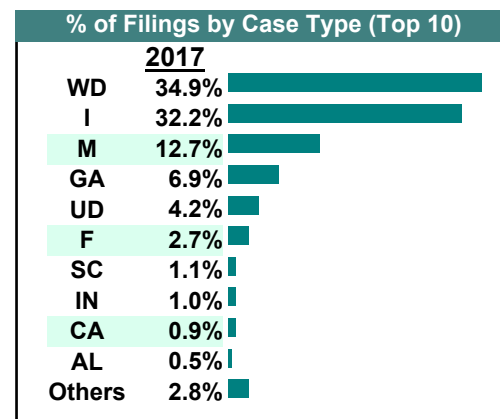
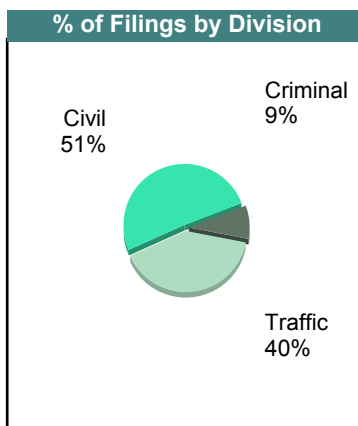
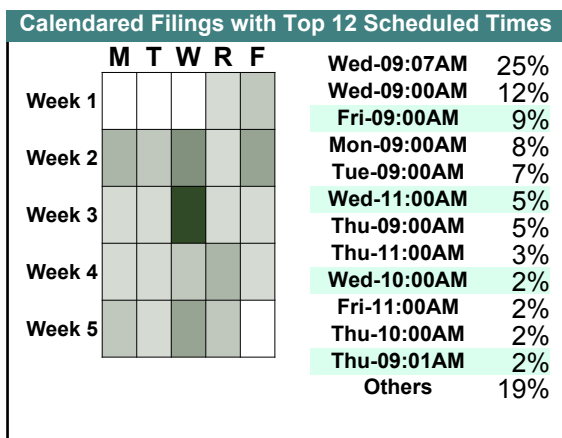
CASELOAD STATISTICS OF THE GENERAL DISTRICT COURTS

June 2017

Chesapeake

District: 1

		Filings	Hearings	Transactions	Concluded	Cont
<u>Criminal</u>						
Capias	CA	33	101	101	47	54
Civil Violation	CV	1	0	1	1	-
Felony	F	254	1,135	1,135	281	854
Misdemeanor	M	533	1,330	1,342	423	919
Other	O	1	1	1	1	-
Show Cause	SC	30	41	41	18	23
Criminal Total		852	2,608	2,621	771	1,850
<u>Traffic</u>						
Capias	CA	53	185	185	63	122
Civil Violation	CV	19	39	39	13	26
Felony	F	12	48	48	14	34
Infraction	I	3,123	2,352	3,701	3,055	646
Misdemeanor	M	695	1,498	1,498	695	803
Other	O	1	1	1	1	-
Show Cause	SC	15	26	26	12	14
Traffic Total		3,918	4,149	5,498	3,853	1,645
<u>Civil</u>						
Abstract	AJ	9	0	9	9	-
Admin License	AL	47	16	52	36	2
Bond Forfeiture	BF	17	3	22	20	2
Capias	CA	5	3	5	2	3
Counter Claim	CC	5	9	10	2	8
Detinue	DT	35	33	44	31	13
Garnishment	GA	674	143	780	637	142
Impoundment	IM	17	2	17	15	-
Interrogatory	IN	98	80	183	103	79
Motion for Judgment	MJ	41	42	48	40	8
Overweight	OC	24	9	32	23	9
Other	OT	16	3	17	15	2
Protective Order	PO	22	2	22	21	-
Prelim Prot Order	PP	24	0	25	25	-
Restricted O/L	RL	1	0	1	1	-
Show Cause	SC	61	35	91	56	34
Tenants Assertion	TA	0	1	2	1	1
Third Party Claim	TH	0	1	1	1	-
Unlawful Detainer	UD	410	289	447	417	30
Warrant in Debt	WD	3,390	2,364	3,799	3,212	568
Zoning Viol	ZO	37	48	73	48	25
Civil Total		4,933	3,083	5,680	4,715	926
Chesapeake Totals		9,703	9,840	13,799	9,339	4,421



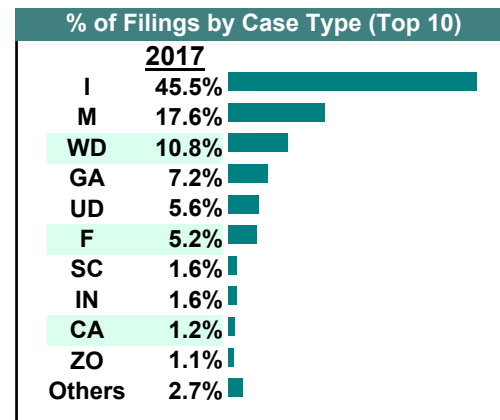
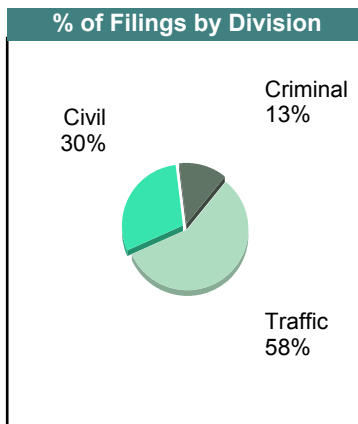
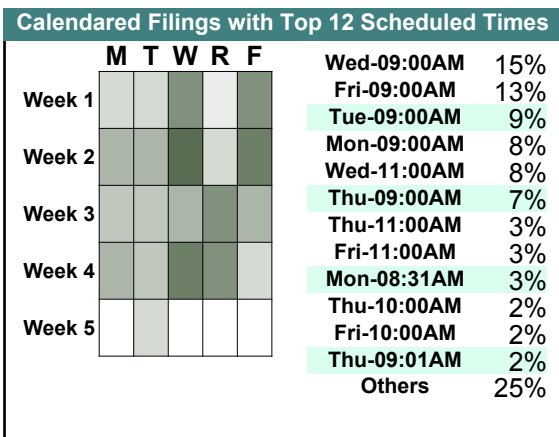
CASELOAD STATISTICS OF THE GENERAL DISTRICT COURTS

May 2017

Chesapeake

District: 1

		Filings	Hearings	Transactions	Concluded	Cont
<u>Criminal</u>						
Capias	CA	32	114	114	42	72
Felony	F	330	1,325	1,325	368	957
Misdemeanor	M	469	1,269	1,283	436	847
Show Cause	SC	14	26	26	16	10
Criminal Total		845	2,734	2,748	862	1,886
<u>Traffic</u>						
Capias	CA	46	165	165	47	118
Civil Violation	CV	9	41	41	8	33
Felony	F	16	60	60	19	41
Infraction	I	3,041	2,422	3,784	3,074	710
Misdemeanor	M	705	1,676	1,676	721	955
Other	O	6	6	6	6	-
Show Cause	SC	23	29	29	14	15
Traffic Total		3,846	4,399	5,761	3,889	1,872
<u>Civil</u>						
Abstract	AJ	18	0	18	18	-
Admin License	AL	31	11	39	28	5
Bond Forfeiture	BF	7	10	18	14	3
Capias	CA	1	3	4	1	3
Counter Claim	CC	2	3	6	4	2
Custody Relief	CR	1	1	1	1	-
Detinue	DT	19	18	23	15	8
Garnishment	GA	482	109	628	519	109
Impoundment	IM	9	0	9	9	-
Interrogatory	IN	104	98	206	108	98
Motion for Judgment	MJ	19	19	26	22	4
Overweight	OC	1	0	1	1	-
Other	OT	7	1	11	11	-
Protective Order	PO	15	1	16	16	-
Prelim Prot Order	PP	34	1	34	33	1
Show Cause	SC	70	36	105	69	36
Tenants Assertion	TA	2	2	3	1	2
Unlawful Detainer	UD	371	260	416	370	45
Warrant in Debt	WD	723	869	1,257	934	323
Zoning Viol	ZO	71	75	124	82	42
Civil Total		1,987	1,517	2,945	2,256	681
Chesapeake Totals		6,678	8,650	11,454	7,007	4,439



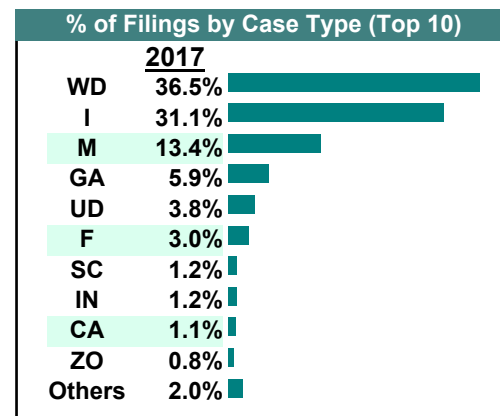
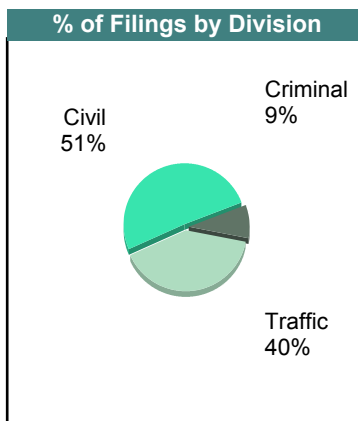
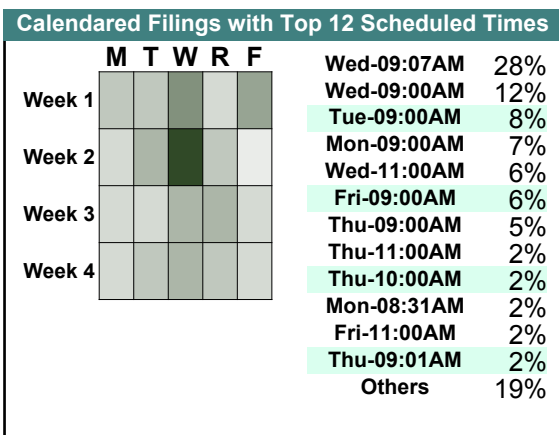
CASELOAD STATISTICS OF THE GENERAL DISTRICT COURTS

April 2017

Chesapeake

District: 1

		Filings	Hearings	Transactions	Concluded	Cont
<u>Criminal</u>						
Capias	CA	52	139	139	45	94
Civil Violation	CV	2	2	2	2	-
Felony	F	239	1,049	1,049	302	747
Misdemeanor	M	454	1,228	1,240	434	806
Show Cause	SC	16	26	26	14	12
Criminal Total		763	2,444	2,456	797	1,659
<u>Traffic</u>						
Capias	CA	39	159	159	57	102
Civil Violation	CV	10	29	29	11	18
Felony	F	15	53	53	14	39
Infraction	I	2,630	2,196	3,328	2,663	665
Misdemeanor	M	680	1,603	1,603	727	876
Other	O	3	3	3	3	-
Show Cause	SC	19	28	28	17	11
Traffic Total		3,396	4,071	5,203	3,492	1,711
<u>Civil</u>						
Abstract	AJ	1	0	1	1	-
Admin License	AL	47	14	52	38	12
Bond Forfeiture	BF	9	8	18	12	5
Capias	CA	2	2	3	1	2
Counter Claim	CC	6	4	6	5	1
Detinue	DT	22	21	36	30	6
Garnishment	GA	495	135	628	493	135
Impoundment	IM	12	0	12	12	-
Interrogatory	IN	102	85	193	108	85
Motion for Judgment	MJ	8	12	17	14	3
Other	OT	8	6	8	3	5
Protective Order	PO	17	2	18	16	2
Prelim Prot Order	PP	25	1	26	25	-
Show Cause	SC	68	40	101	61	40
Third Party Claim	TH	0	1	1	0	1
Unlawful Detainer	UD	320	236	359	324	35
Warrant in Debt	WD	3,081	1,832	3,491	2,972	519
Zoning Viol	ZO	69	79	104	68	36
Civil Total		4,292	2,478	5,074	4,183	887
Chesapeake Totals		8,451	8,993	12,733	8,472	4,257



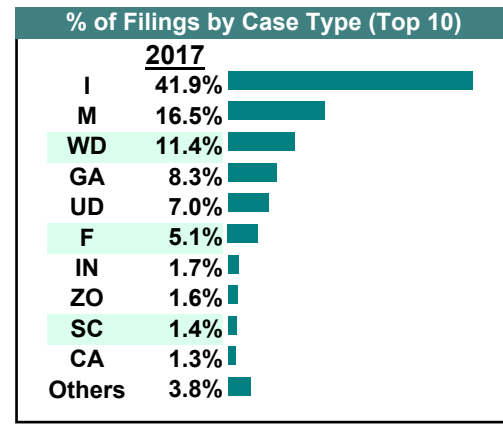
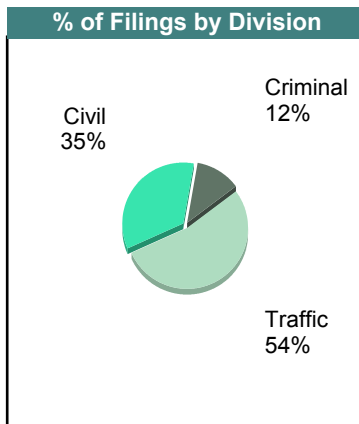
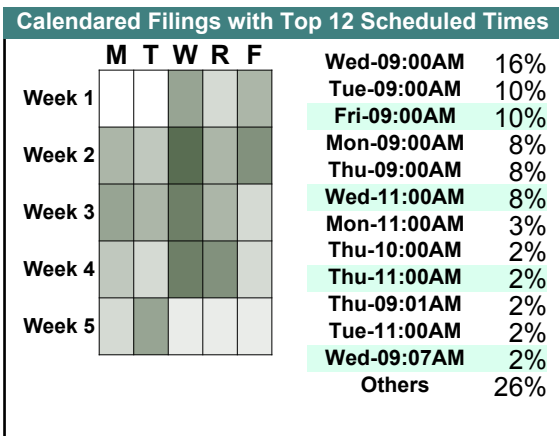
CASELOAD STATISTICS OF THE GENERAL DISTRICT COURTS

March 2017

Chesapeake

District: 1

		Filings	Hearings	Transactions	Concluded	Cont
<u>Criminal</u>						
Capias	CA	54	141	141	58	83
Civil Violation	CV	3	3	3	3	-
Felony	F	347	1,294	1,294	285	1,009
Misdemeanor	M	429	1,399	1,412	549	863
Show Cause	SC	13	24	24	17	7
Criminal Total		846	2,861	2,874	912	1,962
<u>Traffic</u>						
Capias	CA	37	201	201	64	137
Civil Violation	CV	5	32	32	6	26
Felony	F	20	70	70	11	59
Infraction	I	2,995	2,419	3,668	2,925	743
Misdemeanor	M	748	1,728	1,728	717	1,011
Other	O	10	7	11	11	-
Restricted O/L	RL	1	1	1	1	-
Show Cause	SC	11	21	21	16	5
Traffic Total		3,827	4,479	5,732	3,751	1,981
<u>Civil</u>						
Abstract	AJ	4	0	4	4	-
Admin License	AL	30	6	34	28	3
Bond Forfeiture	BF	14	9	20	12	7
Capias	CA	1	3	5	2	3
Counter Claim	CC	2	9	10	4	6
Detinue	DT	31	29	44	25	19
Garnishment	GA	590	134	706	572	134
Impoundment	IM	10	0	10	10	-
Interrogatory	IN	125	107	220	113	107
Motion for Judgment	MJ	65	48	69	57	11
Overweight	OC	25	8	40	32	8
Other	OT	15	1	15	14	-
Protective Order	PO	33	4	35	31	2
Prelim Prot Order	PP	21	2	22	20	2
Show Cause	SC	77	34	100	67	32
Tenants Assertion	TA	1	1	2	1	1
Unlawful Detainer	UD	498	291	541	504	37
Warrant in Debt	WD	815	992	1,315	871	443
Zoning Viol	ZO	113	86	134	87	47
Civil Total		2,470	1,764	3,326	2,454	862
Chesapeake Totals		7,143	9,104	11,932	7,117	4,805



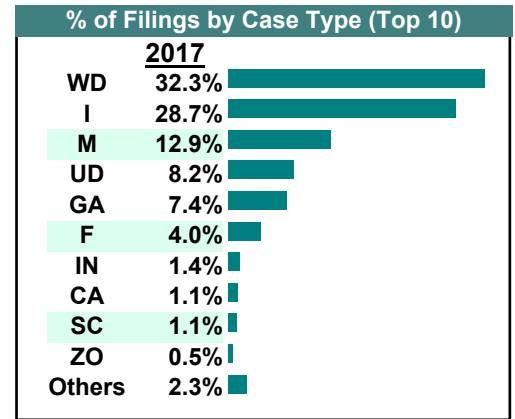
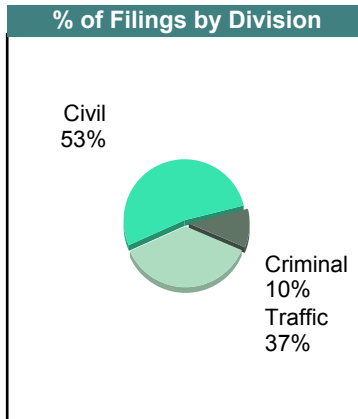
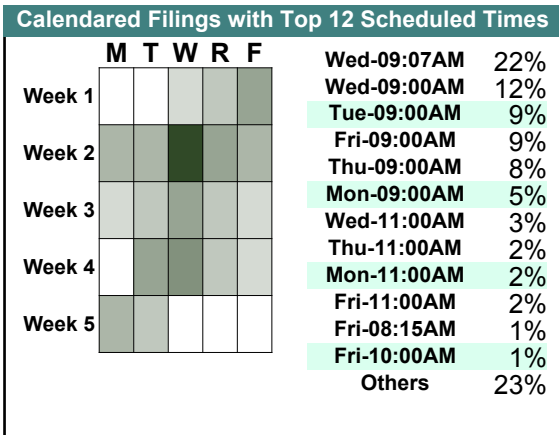
CASELOAD STATISTICS OF THE GENERAL DISTRICT COURTS

February 2017

Chesapeake

District: 1

		<u>Filings</u>	<u>Hearings</u>	<u>Transactions</u>	<u>Concluded</u>	<u>Cont</u>
<u>Criminal</u>						
Capias	CA	36	114	114	38	76
Civil Violation	CV	1	1	1	1	-
Felony	F	279	1,083	1,083	227	856
Misdemeanor	M	435	1,351	1,362	476	886
Show Cause	SC	6	18	18	8	10
Criminal Total		757	2,567	2,578	750	1,828
<u>Traffic</u>						
Capias	CA	45	170	170	53	117
Civil Violation	CV	8	32	32	11	21
Felony	F	15	56	56	17	39
Infraction	I	2,087	2,117	3,036	2,400	636
Misdemeanor	M	500	1,660	1,660	740	920
Other	O	12	11	14	13	1
Show Cause	SC	16	29	29	21	8
Traffic Total		2,683	4,075	4,997	3,255	1,742
<u>Civil</u>						
Abstract	AJ	6	0	6	6	-
Admin License	AL	28	3	32	29	2
Bond Forfeiture	BF	8	5	13	9	4
Capias	CA	2	4	6	2	4
Counter Claim	CC	2	4	5	2	3
Detinue	DT	25	19	33	28	5
Garnishment	GA	534	130	681	551	130
Impoundment	IM	18	1	18	17	-
Interrogatory	IN	104	81	181	100	81
Motion for Judgment	MJ	17	19	26	22	4
Other	OT	8	1	10	10	-
Protective Order	PO	14	1	16	15	1
Prelim Prot Order	PP	18	1	18	17	1
Show Cause	SC	57	22	81	59	22
Tenants Assertion	TA	2	1	2	1	1
Unlawful Detainer	UD	597	416	651	592	59
Warrant in Debt	WD	2,347	1,713	2,738	2,339	396
Zoning Viol	ZO	38	42	51	28	23
Civil Total		3,825	2,463	4,568	3,827	736
Chesapeake Totals		7,265	9,105	12,143	7,832	4,306



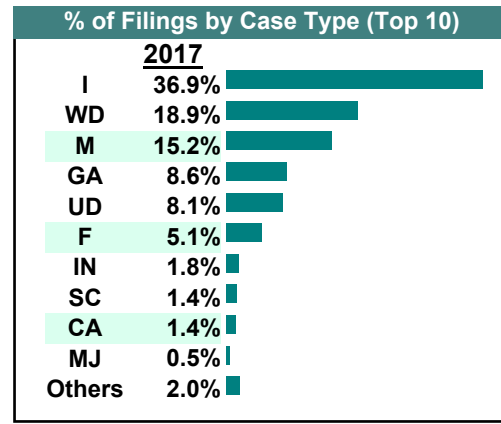
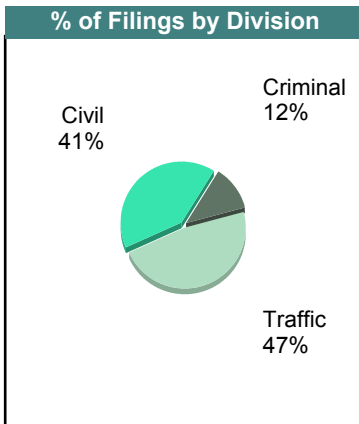
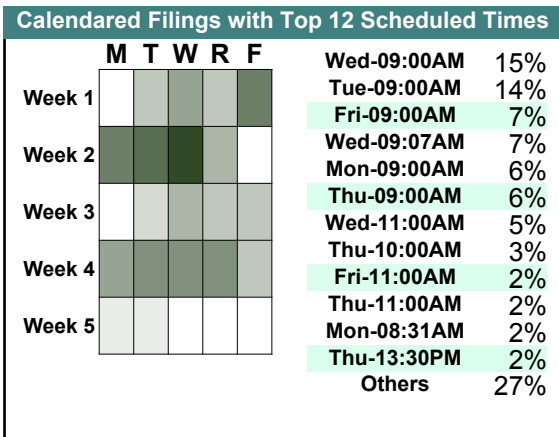
CASELOAD STATISTICS OF THE GENERAL DISTRICT COURTS

January 2017

Chesapeake

District: 1

		<u>Filings</u>	<u>Hearings</u>	<u>Transactions</u>	<u>Concluded</u>	<u>Cont</u>
<u>Criminal</u>						
Capias	CA	39	114	114	37	77
Felony	F	317	1,135	1,135	212	923
Misdemeanor	M	390	1,160	1,174	307	867
Show Cause	SC	18	31	31	14	17
Criminal Total		764	2,440	2,454	570	1,884
<u>Traffic</u>						
Capias	CA	47	161	161	60	101
Civil Violation	CV	7	29	29	10	19
Felony	F	11	46	46	17	29
Infraction	I	2,349	2,114	3,089	2,266	823
Misdemeanor	M	578	1,457	1,457	549	908
Other	O	10	10	10	8	2
Show Cause	SC	18	29	29	22	7
Traffic Total		3,020	3,846	4,821	2,932	1,889
<u>Civil</u>						
Abstract	AJ	5	0	5	5	-
Admin License	AL	28	4	30	26	3
Bond Forfeiture	BF	5	6	15	11	4
Capias	CA	5	4	7	3	4
Counter Claim	CC	2	6	6	1	5
Detinue	DT	11	18	21	6	15
Garnishment	GA	549	333	865	532	333
Impoundment	IM	12	0	12	12	-
Interrogatory	IN	116	190	297	107	190
Motion for Judgment	MJ	32	38	38	30	8
Overweight	OC	0	0	2	2	-
Other	OT	6	1	6	5	1
Protective Order	PO	12	0	13	13	-
Prelim Prot Order	PP	16	0	16	16	-
Show Cause	SC	56	47	105	58	47
Tenants Assertion	TA	1	3	5	4	1
Third Party Claim	TH	0	1	1	0	1
Unlawful Detainer	UD	518	524	748	528	220
Warrant in Debt	WD	1,203	1,317	1,657	1,133	521
Zoning Viol	ZO	10	16	32	22	10
Civil Total		2,587	2,508	3,881	2,514	1,363
Chesapeake Totals		6,371	8,794	11,156	6,016	5,136



Filings by Court & Division

<u>Chesapeake</u>			
C	Misdemeanor	5,162	5.8%
	Felony	3,242	3.6%
	Capias	522	0.6%
	Show Cause	206	0.2%
	Civil Violation	20	0.0%
	Other	1	0.0%
	Restricted O/L	1	0.0%
	Total	9,154	10%
T	Infraction	33,514	37.5%
	Misdemeanor	8,002	8.9%
	Capias	573	0.6%
	Show Cause	200	0.2%
	Felony	181	0.2%
	Civil Violation	124	0.1%
	Other	62	0.1%
	Restricted O/L	1	0.0%
Total	42,657	48%	
V	Warrant in Debt	19,900	22.2%
	Garnishment	6,433	7.2%
	Unlawful Detainer	5,800	6.5%
	Interrogatory	1,293	1.4%
	Motion for Judgment	832	0.9%
	Show Cause	809	0.9%
	Zoning Viol	666	0.7%
	Admin License	436	0.5%
	Prelim Prot Order	277	0.3%
	Detinue	253	0.3%
	Protective Order	252	0.3%
	Bond Forfeiture	145	0.2%
	Impoundment	142	0.2%
	Other	129	0.1%
	Abstract	109	0.1%
	Overweight	101	0.1%
	Counter Claim	35	0.0%
	Capias	33	0.0%
	Tenants Assertion	11	0.0%
	Custody Relief	2	0.0%
	Mechanic's Lien	1	0.0%
	Petition-Restore Arms	1	0.0%
	Restricted O/L	1	0.0%
Third Party Claim	-	0.0%	
Total	37,661	42%	
Total	89,472	100%	

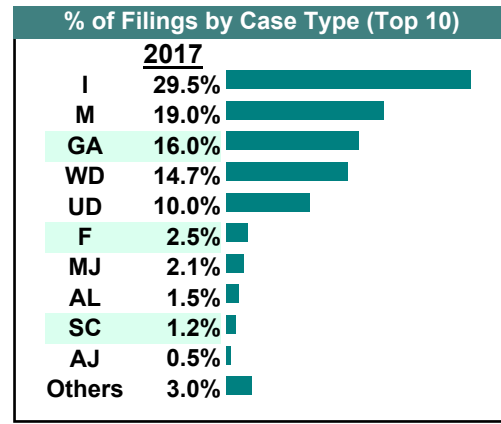
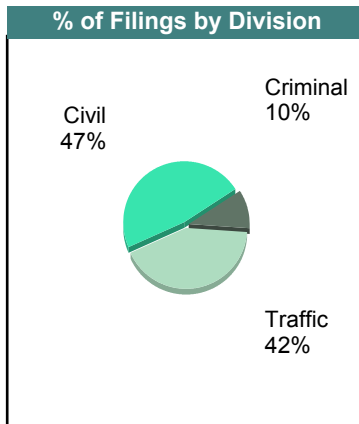
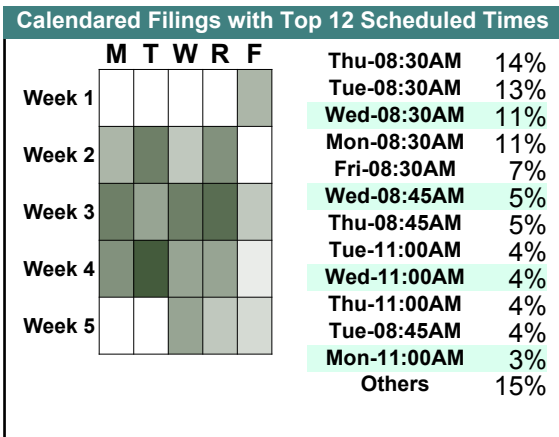
CASELOAD STATISTICS OF THE GENERAL DISTRICT COURTS

December 2017

Virginia Beach

District: 2

		<u>Filings</u>	<u>Hearings</u>	<u>Transactions</u>	<u>Concluded</u>	<u>Cont</u>
<u>Criminal</u>						
Capias	CA	27	54	54	21	33
Civil Violation	CV	5	8	8	2	6
Felony	F	279	1,108	1,241	308	933
Misdemeanor	M	834	1,905	1,971	885	1,086
Show Cause	SC	15	28	28	18	10
Criminal Total		1,160	3,103	3,302	1,234	2,068
<u>Traffic</u>						
Capias	CA	22	72	72	35	37
Civil Violation	CV	35	99	100	24	76
Felony	F	0	1	1	0	1
Infraction	I	3,266	2,864	4,025	2,965	1,060
Misdemeanor	M	1,271	2,698	2,699	1,129	1,570
Other	O	38	27	40	39	1
Show Cause	SC	38	70	70	38	32
Traffic Total		4,670	5,831	7,007	4,230	2,777
<u>Civil</u>						
Abstract	AJ	53	0	53	53	-
Admin License	AL	171	0	171	171	-
Bond Forfeiture	BF	24	16	30	16	14
Capias	CA	2	0	3	3	-
Counter Claim	CC	4	5	8	4	4
Custody Relief	CR	0	1	1	0	1
Detinue	DT	42	42	55	33	22
Garnishment	GA	1,772	253	1,987	1,734	252
Impoundment	IM	16	0	16	16	-
Interrogatory	IN	46	50	106	56	50
Motion for Judgment	MJ	235	180	260	196	64
Other	OT	12	1	13	12	1
Protective Order	PO	34	25	65	40	24
Prelim Prot Order	PP	28	0	28	28	-
Petition-Restore Arms	PR	0	2	2	0	2
Show Cause	SC	76	40	102	74	28
Tenants Assertion	TA	1	2	2	0	2
Unlawful Detainer	UD	1,111	773	1,240	1,116	124
Warrant in Debt	WD	1,628	1,756	2,256	1,503	753
Civil Total		5,255	3,146	6,398	5,055	1,341
Virginia Beach Totals		11,085	12,080	16,707	10,519	6,186



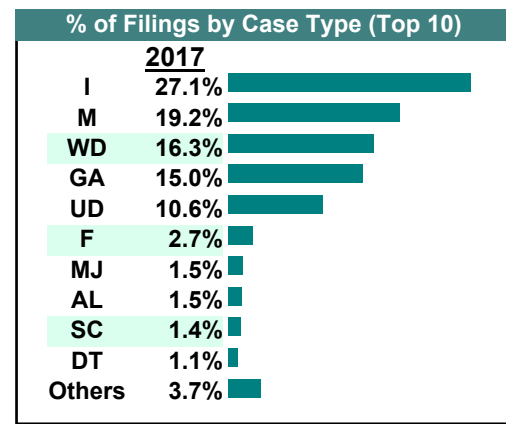
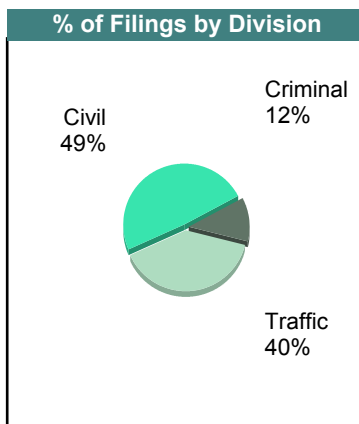
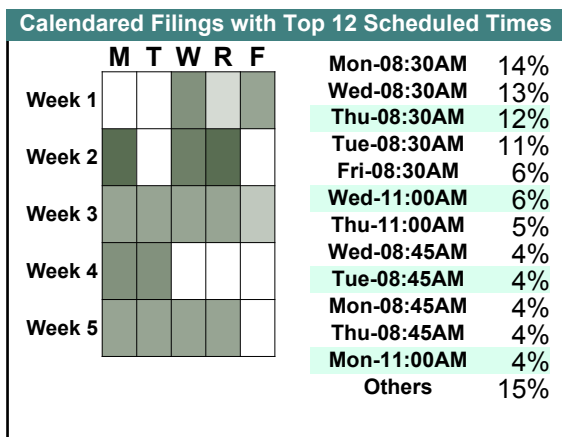
CASELOAD STATISTICS OF THE GENERAL DISTRICT COURTS

November 2017

Virginia Beach

District: 2

		<u>Filings</u>	<u>Hearings</u>	<u>Transactions</u>	<u>Concluded</u>	<u>Cont</u>
<u>Criminal</u>						
Capias	CA	28	90	90	44	46
Civil Violation	CV	7	17	17	11	6
Felony	F	294	1,024	1,149	268	881
Misdemeanor	M	921	2,072	2,138	963	1,175
Show Cause	SC	24	34	34	23	11
Criminal Total		1,274	3,237	3,428	1,309	2,119
<u>Traffic</u>						
Capias	CA	50	120	120	53	67
Civil Violation	CV	39	92	93	25	68
Felony	F	1	4	4	0	4
Infraction	I	2,967	2,593	3,755	3,015	740
Misdemeanor	M	1,176	2,545	2,547	1,178	1,369
Other	O	36	29	37	35	2
Restricted O/L	RL	1	1	1	1	-
Show Cause	SC	57	84	84	47	37
Traffic Total		4,327	5,468	6,641	4,354	2,287
<u>Civil</u>						
Abstract	AJ	53	0	53	53	-
Admin License	AL	159	0	159	159	-
Bond Forfeiture	BF	9	11	25	17	8
Capias	CA	6	2	7	5	2
Counter Claim	CC	8	8	9	3	6
Custody Relief	CR	0	1	1	0	1
Detinue	DT	117	102	162	143	19
Garnishment	GA	1,640	219	1,832	1,613	219
Impoundment	IM	27	0	27	27	-
Interrogatory	IN	52	65	130	65	64
Motion for Judgment	MJ	169	141	197	147	50
Overweight	OC	1	0	1	1	-
Other	OT	13	14	25	11	14
Protective Order	PO	37	29	59	30	29
Prelim Prot Order	PP	34	0	34	34	-
Petition-Restore Arms	PR	0	0	1	1	-
Show Cause	SC	72	40	98	66	31
Tenants Assertion	TA	2	3	4	3	1
Unlawful Detainer	UD	1,157	830	1,276	1,164	112
Warrant in Debt	WD	1,784	1,887	2,419	1,685	733
Civil Total		5,340	3,352	6,519	5,227	1,289
Virginia Beach Totals		10,941	12,057	16,588	10,890	5,695



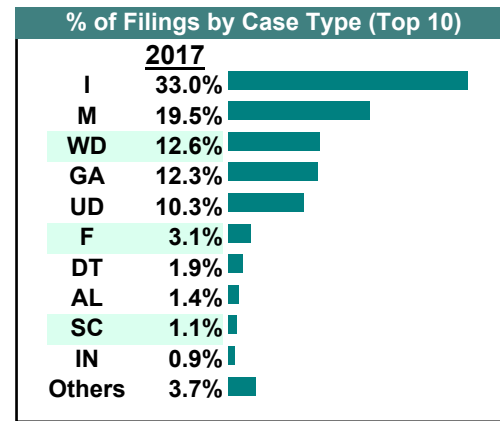
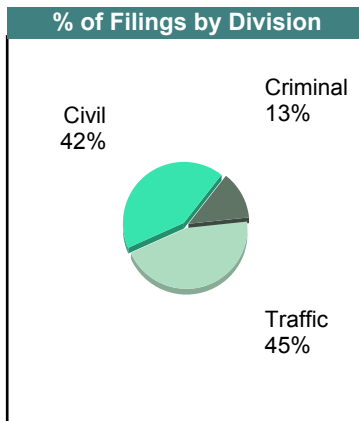
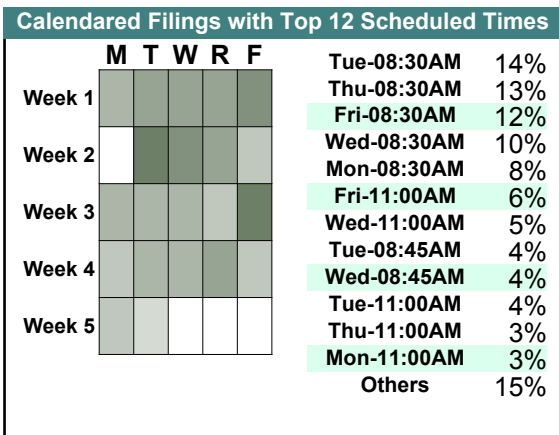
CASELOAD STATISTICS OF THE GENERAL DISTRICT COURTS

October 2017

Virginia Beach

District: 2

		<u>Filings</u>	<u>Hearings</u>	<u>Transactions</u>	<u>Concluded</u>	<u>Cont</u>
<u>Criminal</u>						
Capias	CA	29	78	78	36	42
Civil Violation	CV	6	14	14	8	6
Felony	F	384	1,200	1,390	370	1,020
Misdemeanor	M	1,146	2,265	2,370	1,193	1,177
Show Cause	SC	15	27	27	15	12
Criminal Total		1,580	3,584	3,879	1,622	2,257
<u>Traffic</u>						
Capias	CA	66	147	147	78	69
Civil Violation	CV	26	114	114	41	73
Felony	F	1	2	2	0	2
Infraction	I	4,120	3,449	5,116	4,167	949
Misdemeanor	M	1,286	2,984	2,988	1,359	1,629
Other	O	58	56	61	60	1
Show Cause	SC	53	114	114	72	42
Traffic Total		5,610	6,866	8,542	5,777	2,765
<u>Civil</u>						
Abstract	AJ	64	0	65	65	-
Admin License	AL	176	0	176	176	-
Bond Forfeiture	BF	15	8	18	11	7
Capias	CA	2	1	4	3	1
Counter Claim	CC	8	8	13	7	6
Detinue	DT	241	207	269	218	51
Garnishment	GA	1,533	217	1,773	1,556	216
Impoundment	IM	58	1	58	57	-
Interrogatory	IN	116	102	187	85	102
Motion for Judgment	MJ	30	41	57	37	20
Other	OT	28	7	36	29	7
Protective Order	PO	31	30	74	44	30
Prelim Prot Order	PP	38	0	38	38	-
Petition-Restore Arms	PR	1	1	2	1	1
Show Cause	SC	71	31	102	73	29
Tenants Assertion	TA	4	4	8	5	3
Unlawful Detainer	UD	1,290	860	1,425	1,279	146
Warrant in Debt	WD	1,575	1,751	2,294	1,547	747
Civil Total		5,281	3,269	6,599	5,231	1,366
Virginia Beach Totals		12,471	13,719	19,020	12,630	6,388



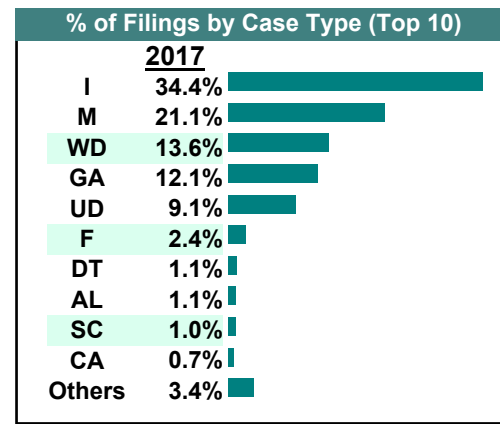
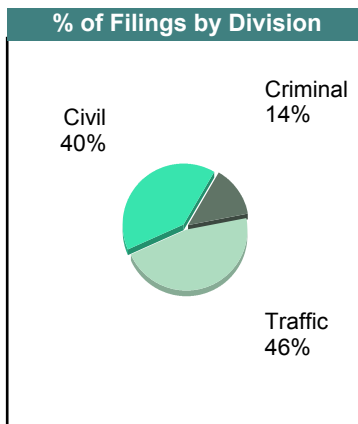
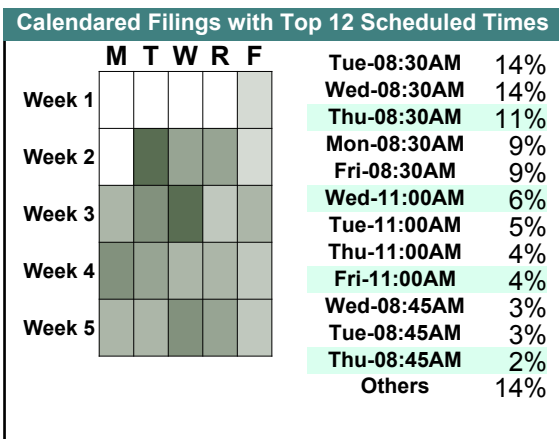
CASELOAD STATISTICS OF THE GENERAL DISTRICT COURTS

September 2017

Virginia Beach

District: 2

		Filings	Hearings	Transactions	Concluded	Cont
<u>Criminal</u>						
Capias	CA	44	94	94	40	54
Civil Violation	CV	21	27	28	19	9
Felony	F	306	1,058	1,204	297	907
Misdemeanor	M	1,329	2,519	2,663	1,237	1,426
Show Cause	SC	19	35	35	19	16
Criminal Total		1,719	3,733	4,024	1,612	2,412
<u>Traffic</u>						
Capias	CA	48	109	109	54	55
Civil Violation	CV	25	109	109	35	74
Infraction	I	4,380	3,650	5,411	4,494	917
Misdemeanor	M	1,359	3,199	3,212	1,690	1,522
Other	O	59	55	66	63	3
Restricted O/L	RL	1	1	1	1	-
Show Cause	SC	43	82	82	53	29
Traffic Total		5,915	7,205	8,990	6,390	2,600
<u>Civil</u>						
Abstract	AJ	30	0	30	30	-
Admin License	AL	134	0	134	134	-
Bond Forfeiture	BF	25	21	43	29	14
Capias	CA	1	1	2	1	1
Counter Claim	CC	2	3	5	3	2
Custody Relief	CR	0	1	4	3	1
Detinue	DT	145	111	160	139	21
Garnishment	GA	1,535	212	1,755	1,543	212
Impoundment	IM	53	0	53	53	-
Interrogatory	IN	44	42	89	47	42
Motion for Judgment	MJ	78	79	104	68	36
Overweight	OC	7	2	11	9	2
Other	OT	15	8	20	12	8
Protective Order	PO	36	39	84	45	39
Prelim Prot Order	PP	35	0	35	35	-
Show Cause	SC	61	33	82	55	27
Tenants Assertion	TA	2	3	4	2	2
Unlawful Detainer	UD	1,152	853	1,285	1,159	126
Warrant in Debt	WD	1,736	1,820	2,395	1,748	647
Civil Total		5,091	3,228	6,295	5,115	1,180
Virginia Beach Totals		12,725	14,166	19,309	13,117	6,192



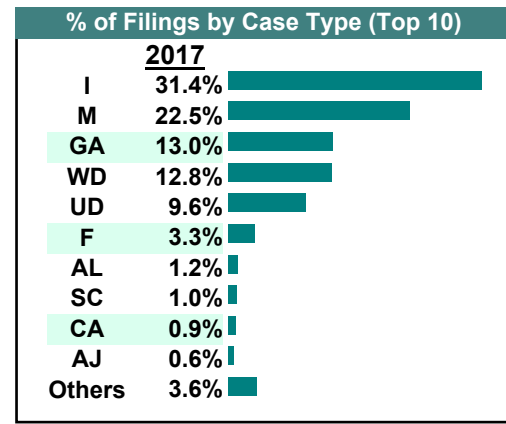
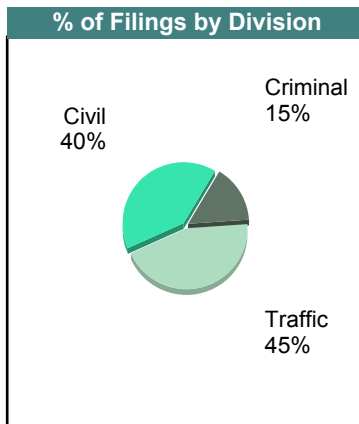
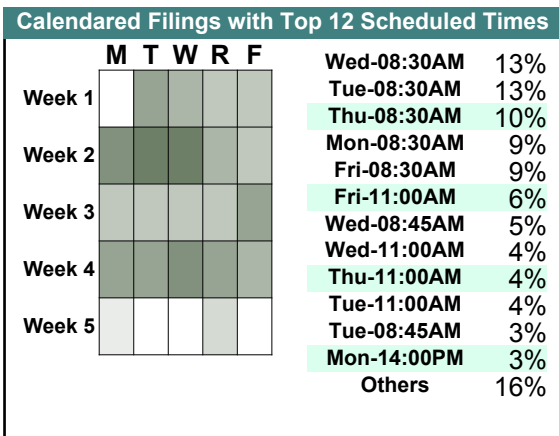
CASELOAD STATISTICS OF THE GENERAL DISTRICT COURTS

August 2017

Virginia Beach

District: 2

		<u>Filings</u>	<u>Hearings</u>	<u>Transactions</u>	<u>Concluded</u>	<u>Cont</u>
<u>Criminal</u>						
Capias	CA	47	102	102	40	62
Civil Violation	CV	8	16	16	6	10
Felony	F	406	1,198	1,355	397	958
Misdemeanor	M	1,393	2,332	2,425	1,230	1,195
Show Cause	SC	12	33	33	20	13
Criminal Total		1,866	3,681	3,931	1,693	2,238
<u>Traffic</u>						
Capias	CA	57	124	124	47	77
Civil Violation	CV	37	93	93	25	68
Infraction	I	3,871	3,190	4,725	3,782	943
Misdemeanor	M	1,381	2,904	2,906	1,336	1,570
Other	O	74	73	80	73	7
Restricted O/L	RL	1	1	1	1	-
Show Cause	SC	62	106	106	69	37
Traffic Total		5,483	6,491	8,035	5,333	2,702
<u>Civil</u>						
Abstract	AJ	78	0	78	78	-
Admin License	AL	144	0	144	144	-
Bond Forfeiture	BF	12	19	31	19	12
Capias	CA	1	1	2	1	1
Counter Claim	CC	8	4	10	6	4
Custody Relief	CR	1	1	1	0	1
Detinue	DT	45	74	114	103	11
Garnishment	GA	1,600	220	1,826	1,606	220
Interrogatory-Not	IC	1	0	1	1	-
Impoundment	IM	58	0	58	58	-
Interrogatory	IN	47	61	108	47	61
Motion for Judgment	MJ	27	35	48	27	21
Other	OT	36	18	39	22	17
Protective Order	PO	37	36	63	27	36
Prelim Prot Order	PP	44	0	44	44	-
Petition-Restore Arms	PR	0	1	1	0	1
Show Cause	SC	52	30	70	48	22
Tenants Assertion	TA	4	4	7	3	4
Unlawful Detainer	UD	1,187	901	1,392	1,226	166
Warrant in Debt	WD	1,582	1,748	2,277	1,593	684
Civil Total		4,964	3,153	6,314	5,053	1,261
Virginia Beach Totals		12,313	13,325	18,280	12,079	6,201



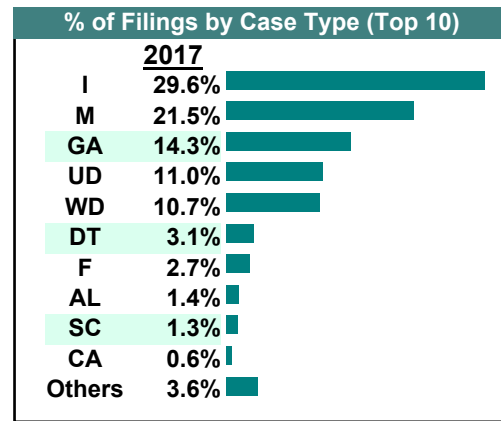
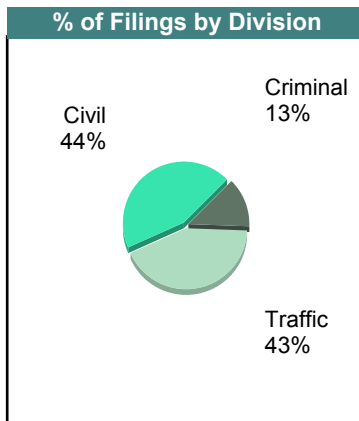
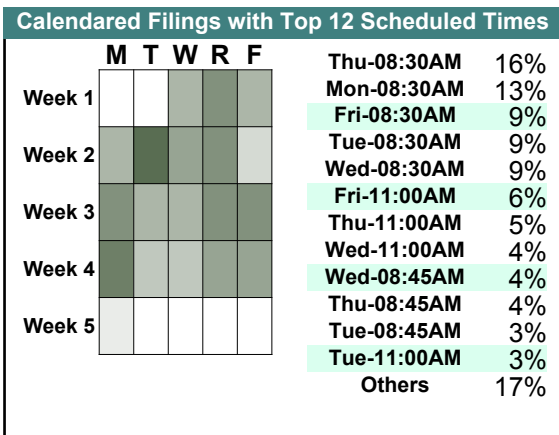
CASELOAD STATISTICS OF THE GENERAL DISTRICT COURTS

July 2017

Virginia Beach

District: 2

		<u>Filings</u>	<u>Hearings</u>	<u>Transactions</u>	<u>Concluded</u>	<u>Cont</u>
<u>Criminal</u>						
Capias	CA	34	69	69	23	46
Civil Violation	CV	15	21	21	12	9
Felony	F	320	1,075	1,234	311	923
Misdemeanor	M	1,151	2,066	2,171	1,032	1,139
Show Cause	SC	22	43	43	24	19
Criminal Total		1,542	3,274	3,538	1,402	2,136
<u>Traffic</u>						
Capias	CA	40	115	115	62	53
Civil Violation	CV	27	104	104	46	58
Infraction	I	3,457	2,984	4,346	3,515	831
Misdemeanor	M	1,359	2,930	2,933	1,407	1,526
Other	O	48	50	51	44	7
Show Cause	SC	52	92	92	57	35
Traffic Total		4,983	6,275	7,641	5,131	2,510
<u>Civil</u>						
Abstract	AJ	57	1	57	56	1
Admin License	AL	162	0	162	162	-
Bond Forfeiture	BF	12	11	19	9	10
Capias	CA	1	1	2	1	1
Counter Claim	CC	2	3	4	2	2
Detinue	DT	367	311	494	377	117
Garnishment	GA	1,670	211	1,864	1,653	211
Impoundment	IM	63	0	63	63	-
Interrogatory	IN	64	58	113	55	58
Motion for Judgment	MJ	35	40	48	29	19
Overweight	OC	8	2	9	7	2
Other	OT	17	3	19	16	3
Protective Order	PO	37	36	60	24	36
Prelim Prot Order	PP	32	0	32	32	-
Petition-Restore Arms	PR	1	2	4	2	2
Show Cause	SC	76	29	92	68	24
Tenants Assertion	TA	6	4	12	10	2
Unlawful Detainer	UD	1,286	962	1,456	1,239	217
Warrant in Debt	WD	1,254	1,486	1,938	1,336	602
Civil Total		5,150	3,160	6,448	5,141	1,307
Virginia Beach Totals		11,675	12,709	17,627	11,674	5,953



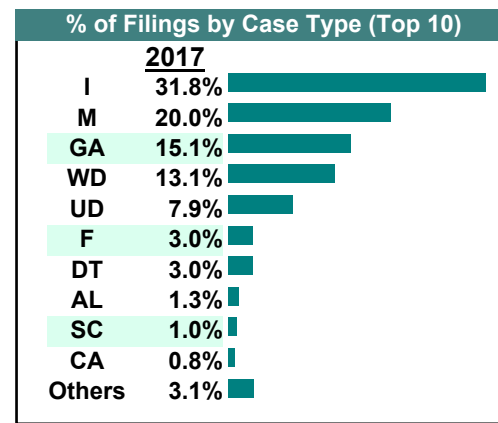
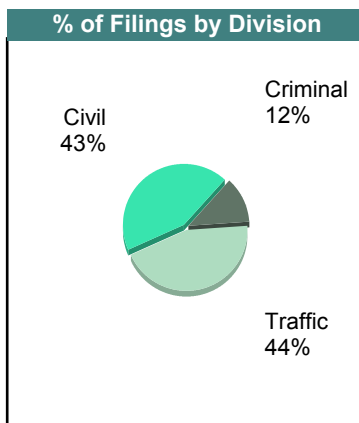
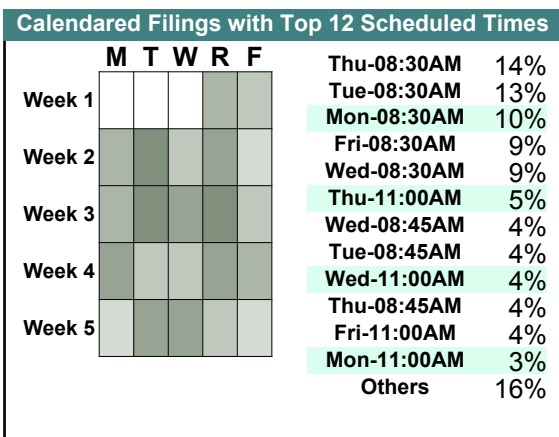
CASELOAD STATISTICS OF THE GENERAL DISTRICT COURTS

June 2017

Virginia Beach

District: 2

		Filings	Hearings	Transactions	Concluded	Cont
<u>Criminal</u>						
Capias	CA	36	92	92	43	49
Civil Violation	CV	14	22	22	14	8
Felony	F	373	1,239	1,456	405	1,051
Misdemeanor	M	1,097	2,249	2,338	1,130	1,208
Show Cause	SC	18	41	41	17	24
Criminal Total		1,538	3,643	3,949	1,609	2,340
<u>Traffic</u>						
Capias	CA	58	153	153	68	85
Civil Violation	CV	39	126	126	45	81
Infraction	I	3,937	3,280	4,862	3,943	919
Misdemeanor	M	1,380	3,170	3,174	1,580	1,594
Other	O	25	29	31	30	1
Show Cause	SC	62	114	114	66	48
Traffic Total		5,501	6,872	8,460	5,732	2,728
<u>Civil</u>						
Abstract	AJ	51	0	51	51	-
Admin License	AL	158	0	158	158	-
Bond Forfeiture	BF	16	18	28	16	12
Capias	CA	1	1	1	0	1
Counter Claim	CC	1	1	2	1	1
Custody Relief	CR	3	3	3	0	3
Detinue	DT	368	267	449	366	83
Garnishment	GA	1,867	191	2,069	1,878	191
Impoundment	IM	45	0	45	45	-
Interrogatory	IN	49	52	86	34	52
Motion for Judgment	MJ	33	42	50	31	19
Other	OT	11	0	12	12	-
Protective Order	PO	47	26	80	54	26
Prelim Prot Order	PP	47	0	48	48	-
Petition-Restore Arms	PR	1	1	3	2	1
Show Cause	SC	46	17	63	51	12
Tenants Assertion	TA	5	5	6	2	4
Unlawful Detainer	UD	985	828	1,166	974	192
Warrant in Debt	WD	1,623	1,851	2,477	1,747	730
Civil Total		5,357	3,303	6,797	5,470	1,327
Virginia Beach Totals		12,396	13,818	19,206	12,811	6,395



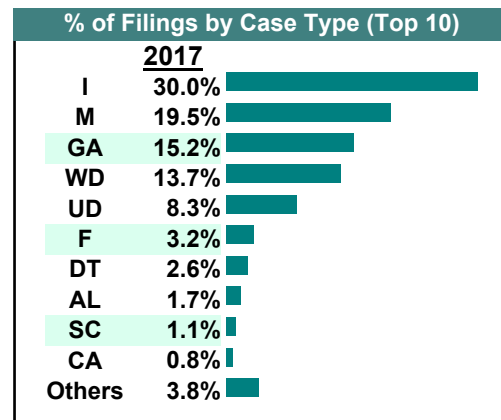
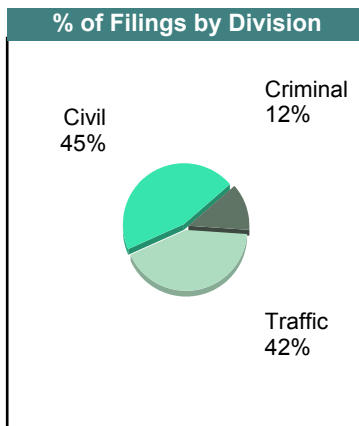
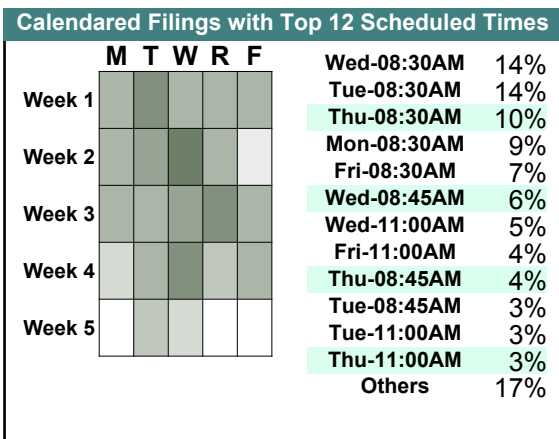
CASELOAD STATISTICS OF THE GENERAL DISTRICT COURTS

May 2017

Virginia Beach

District: 2

		<u>Filings</u>	<u>Hearings</u>	<u>Transactions</u>	<u>Concluded</u>	<u>Cont</u>
<u>Criminal</u>						
Capias	CA	38	84	84	41	43
Civil Violation	CV	2	8	8	1	7
Felony	F	364	1,121	1,281	319	962
Misdemeanor	M	975	1,852	1,907	883	1,024
Show Cause	SC	20	41	41	23	18
Criminal Total		1,399	3,106	3,321	1,267	2,054
<u>Traffic</u>						
Capias	CA	48	136	136	66	70
Civil Violation	CV	37	120	120	46	74
Infraction	I	3,366	2,903	4,264	3,427	837
Misdemeanor	M	1,220	2,776	2,781	1,329	1,452
Other	O	18	18	19	17	2
Show Cause	SC	44	93	93	62	31
Traffic Total		4,733	6,046	7,413	4,947	2,466
<u>Civil</u>						
Abstract	AJ	83	0	83	83	-
Admin License	AL	192	0	192	192	-
Bond Forfeiture	BF	6	11	17	12	5
Capias	CA	4	1	5	4	1
Counter Claim	CC	2	1	2	1	1
Detinue	DT	291	244	378	299	79
Garnishment	GA	1,703	182	1,880	1,698	182
Interrogatory-Not	IC	1	0	1	1	-
Impoundment	IM	64	0	64	64	-
Interrogatory	IN	61	58	139	81	58
Motion for Judgment	MJ	50	54	68	41	27
Overweight	OC	5	4	9	5	4
Other	OT	15	2	21	19	2
Protective Order	PO	35	26	64	38	26
Prelim Prot Order	PP	48	1	48	47	1
Petition-Restore Arms	PR	0	7	7	0	7
Show Cause	SC	63	27	85	65	20
Tenants Assertion	TA	2	3	3	0	3
Unlawful Detainer	UD	937	646	1,053	949	104
Warrant in Debt	WD	1,535	1,833	2,395	1,615	780
Civil Total		5,097	3,100	6,514	5,214	1,300
Virginia Beach Totals		11,229	12,252	17,248	11,428	5,820



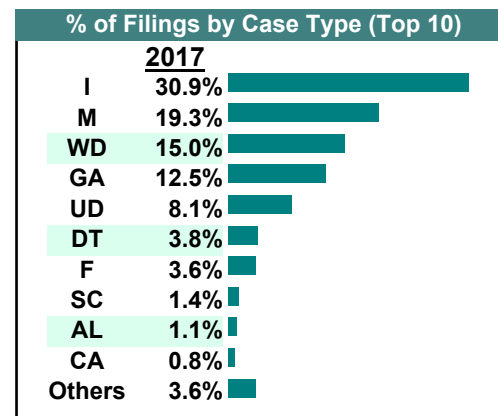
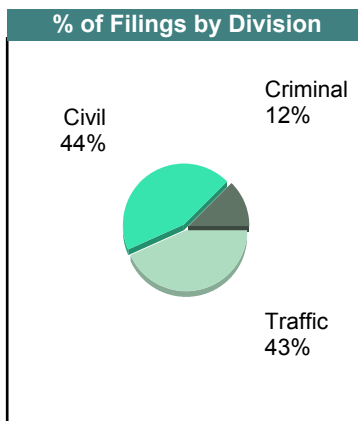
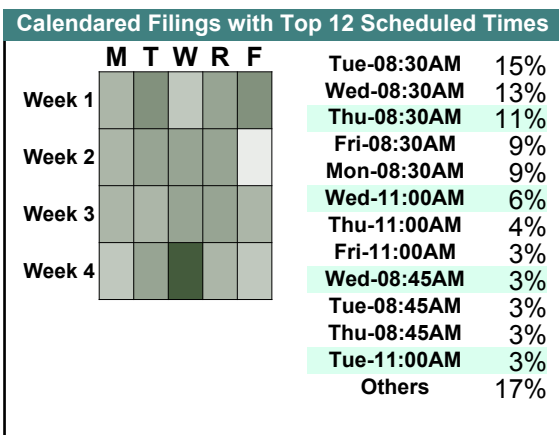
CASELOAD STATISTICS OF THE GENERAL DISTRICT COURTS

April 2017

Virginia Beach

District: 2

		Filings	Hearings	Transactions	Concluded	Cont
<u>Criminal</u>						
Capias	CA	37	86	86	35	51
Civil Violation	CV	2	10	10	4	6
Felony	F	372	1,208	1,339	373	966
Misdemeanor	M	842	1,774	1,838	842	996
Show Cause	SC	24	44	44	19	25
Criminal Total		1,277	3,122	3,317	1,273	2,044
<u>Traffic</u>						
Capias	CA	48	124	124	61	63
Civil Violation	CV	18	81	81	31	50
Infraction	I	3,216	2,645	4,070	3,322	748
Misdemeanor	M	1,166	2,694	2,699	1,284	1,415
Other	O	25	24	28	28	-
Show Cause	SC	55	106	106	62	44
Traffic Total		4,528	5,674	7,108	4,788	2,320
<u>Civil</u>						
Abstract	AJ	75	0	75	75	-
Admin License	AL	116	0	116	116	-
Bond Forfeiture	BF	24	11	25	14	11
Capias	CA	1	0	4	4	-
Counter Claim	CC	2	2	3	1	2
Detinue	DT	391	302	559	471	88
Garnishment	GA	1,307	225	1,543	1,318	225
Interrogatory-Not	IC	1	0	1	1	-
Impoundment	IM	31	0	31	31	-
Interrogatory	IN	60	51	98	47	51
Motion for Judgment	MJ	38	43	61	43	18
Other	OT	15	2	15	13	2
Protective Order	PO	41	36	79	43	36
Prelim Prot Order	PP	36	0	36	36	-
Petition-Restore Arms	PR	2	3	3	0	3
Show Cause	SC	65	24	89	68	21
Tenants Assertion	TA	2	1	5	5	-
Unlawful Detainer	UD	846	594	962	870	92
Warrant in Debt	WD	1,561	1,784	2,367	1,554	813
Civil Total		4,614	3,078	6,072	4,710	1,362
Virginia Beach Totals		10,419	11,874	16,497	10,771	5,726



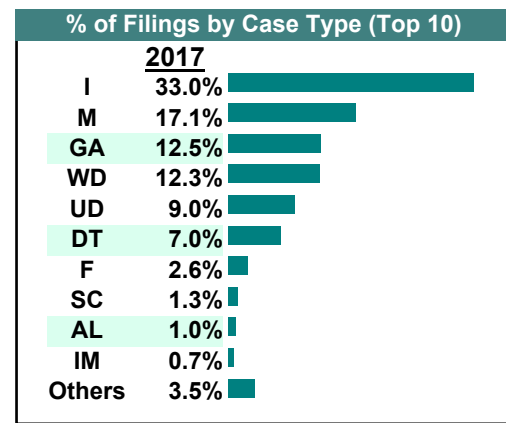
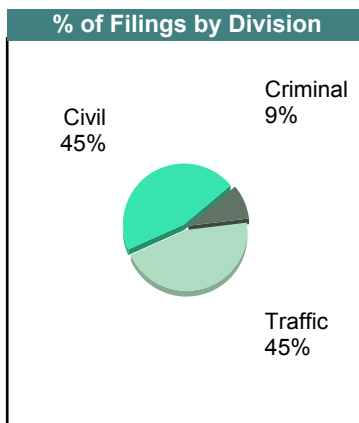
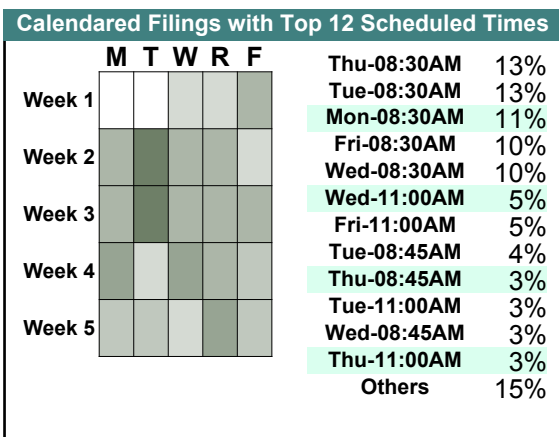
CASELOAD STATISTICS OF THE GENERAL DISTRICT COURTS

March 2017

Virginia Beach

District: 2

		Filings	Hearings	Transactions	Concluded	Cont
<u>Criminal</u>						
Capias	CA	33	89	89	35	54
Civil Violation	CV	5	13	13	6	7
Felony	F	329	1,178	1,341	330	1,011
Misdemeanor	M	796	1,878	1,930	926	1,004
Show Cause	SC	20	27	27	16	11
Criminal Total		1,183	3,185	3,400	1,313	2,087
<u>Traffic</u>						
Capias	CA	48	175	175	96	79
Civil Violation	CV	31	124	124	52	72
Infraction	I	4,215	3,557	5,434	4,463	971
Misdemeanor	M	1,394	3,563	3,568	1,910	1,658
Other	O	14	22	25	21	4
Show Cause	SC	79	200	200	144	56
Traffic Total		5,781	7,641	9,526	6,686	2,840
<u>Civil</u>						
Abstract	AJ	66	0	66	66	-
Admin License	AL	125	0	125	125	-
Bond Forfeiture	BF	20	30	37	18	19
Capias	CA	4	2	4	2	2
Counter Claim	CC	0	1	2	1	1
Detinue	DT	896	560	1,105	924	181
Garnishment	GA	1,599	223	1,881	1,658	223
Impoundment	IM	88	0	88	88	-
Interrogatory	IN	63	62	123	61	62
Motion for Judgment	MJ	50	55	69	43	26
Overweight	OC	7	2	9	7	2
Other	OT	14	2	19	17	2
Protective Order	PO	39	21	58	37	21
Prelim Prot Order	PP	53	0	53	53	-
Petition-Restore Arms	PR	0	1	1	0	1
Show Cause	SC	66	28	98	75	23
Tenants Assertion	TA	2	0	2	2	-
Unlawful Detainer	UD	1,144	690	1,251	1,133	118
Warrant in Debt	WD	1,570	1,800	2,425	1,606	819
Civil Total		5,806	3,477	7,416	5,916	1,500
Virginia Beach Totals		12,770	14,303	20,342	13,915	6,427



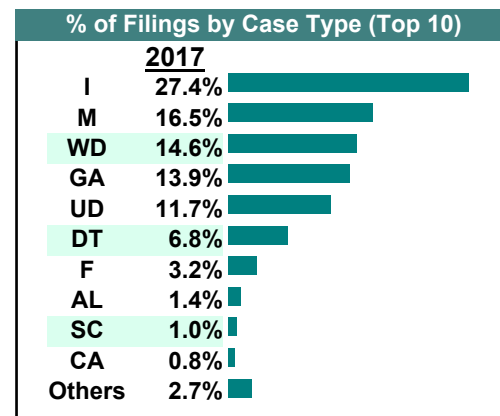
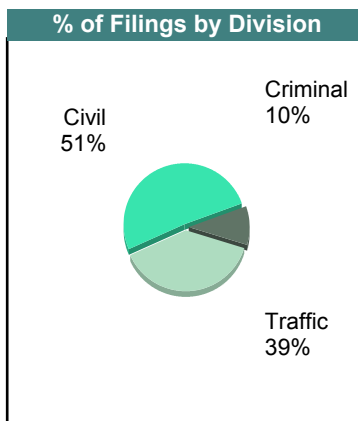
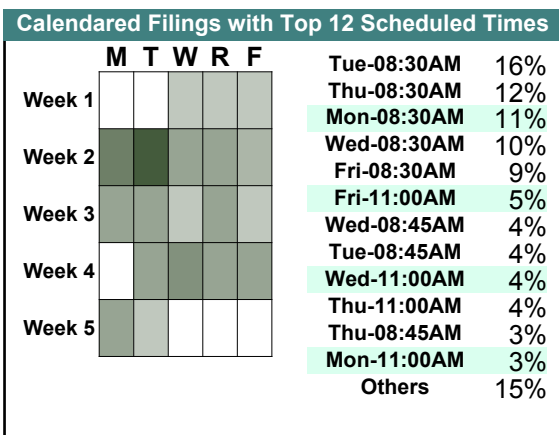
CASELOAD STATISTICS OF THE GENERAL DISTRICT COURTS

February 2017

Virginia Beach

District: 2

		Filings	Hearings	Transactions	Concluded	Cont
<u>Criminal</u>						
Capias	CA	27	67	67	27	40
Civil Violation	CV	5	11	11	3	8
Felony	F	346	1,154	1,309	374	935
Misdemeanor	M	713	1,787	1,825	801	1,024
Show Cause	SC	9	18	18	15	3
Criminal Total		1,100	3,037	3,230	1,220	2,010
<u>Traffic</u>						
Capias	CA	53	151	151	83	68
Civil Violation	CV	40	108	108	28	80
Infraction	I	2,935	2,647	3,899	3,118	781
Misdemeanor	M	1,055	2,767	2,769	1,393	1,376
Other	O	27	31	31	30	1
Restricted O/L	RL	1	1	1	1	-
Show Cause	SC	36	135	135	96	39
Traffic Total		4,147	5,840	7,094	4,749	2,345
<u>Civil</u>						
Abstract	AJ	30	0	30	30	-
Admin License	AL	154	0	154	154	-
Bond Forfeiture	BF	2	10	18	12	6
Capias	CA	1	2	2	0	2
Counter Claim	CC	1	0	4	4	-
Detinue	DT	726	574	912	756	156
Garnishment	GA	1,491	215	1,779	1,564	215
Impoundment	IM	51	0	51	51	-
Interrogatory	IN	23	33	85	52	33
Motion for Judgment	MJ	10	12	22	16	6
Other	OT	24	7	29	23	6
Protective Order	PO	45	33	69	36	33
Prelim Prot Order	PP	28	0	28	28	-
Petition-Restore Arms	PR	0	1	1	0	1
Show Cause	SC	60	32	97	69	28
Tenants Assertion	TA	6	5	8	4	4
Unlawful Detainer	UD	1,256	923	1,536	1,416	120
Warrant in Debt	WD	1,570	1,921	2,574	1,770	804
Civil Total		5,478	3,768	7,399	5,985	1,414
Virginia Beach Totals		10,725	12,645	17,723	11,954	5,769



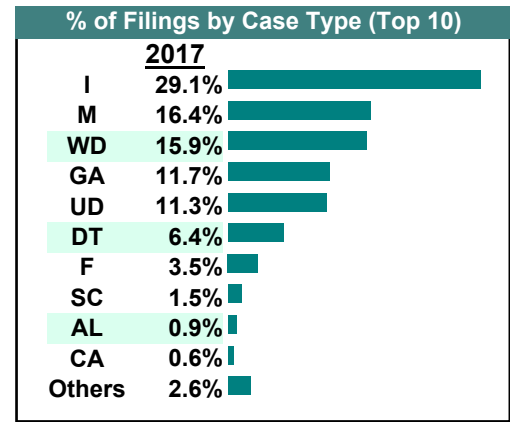
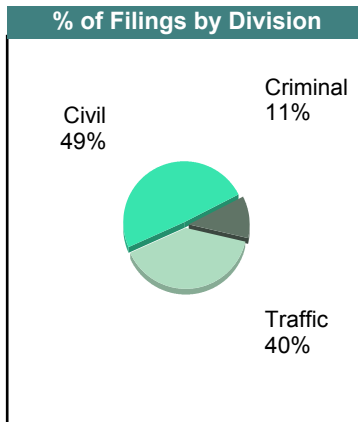
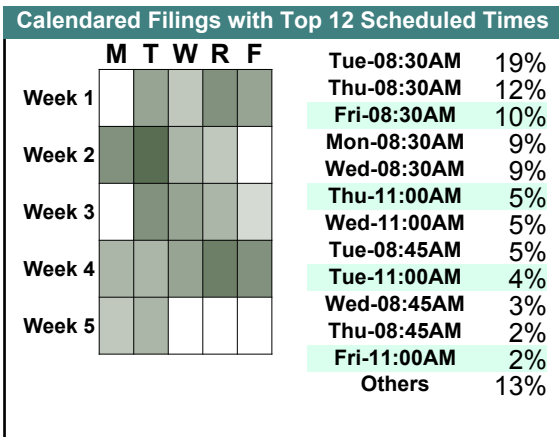
CASELOAD STATISTICS OF THE GENERAL DISTRICT COURTS

January 2017

Virginia Beach

District: 2

		Filings	Hearings	Transactions	Concluded	Cont
<u>Criminal</u>						
Capias	CA	26	89	89	39	50
Civil Violation	CV	6	16	16	4	12
Felony	F	401	1,155	1,262	268	994
Misdemeanor	M	842	1,969	2,012	823	1,189
Show Cause	SC	23	32	32	17	15
Criminal Total		1,298	3,261	3,411	1,151	2,260
<u>Traffic</u>						
Capias	CA	46	108	108	49	59
Civil Violation	CV	27	115	115	33	82
Infraction	I	3,376	2,837	4,230	3,172	1,058
Misdemeanor	M	1,064	2,682	2,684	1,112	1,572
Other	O	10	13	13	11	2
Restricted O/L	RL	1	1	1	1	-
Show Cause	SC	72	119	119	71	48
Traffic Total		4,596	5,875	7,270	4,449	2,821
<u>Civil</u>						
Abstract	AJ	34	0	34	34	-
Admin License	AL	110	0	110	110	-
Bond Forfeiture	BF	17	23	33	18	15
Capias	CA	1	0	2	2	-
Counter Claim	CC	2	3	3	0	3
Detinue	DT	741	662	991	717	274
Garnishment	GA	1,357	423	1,698	1,275	423
Impoundment	IM	46	0	46	46	-
Interrogatory	IN	63	68	134	66	68
Motion for Judgment	MJ	25	24	40	23	17
Overweight	OC	4	3	8	5	3
Other	OT	9	4	12	8	4
Protective Order	PO	14	5	23	18	5
Prelim Prot Order	PP	37	0	37	37	-
Petition-Restore Arms	PR	4	2	4	2	2
Show Cause	SC	78	44	102	62	40
Tenants Assertion	TA	4	3	10	8	2
Unlawful Detainer	UD	1,308	1,093	1,599	1,152	447
Warrant in Debt	WD	1,849	2,209	2,782	1,550	1,232
Civil Total		5,703	4,566	7,668	5,133	2,535
Virginia Beach Totals		11,597	13,702	18,349	10,733	7,616



Filings by Court & Division

<u>Virginia Beach</u>			
C	Misdemeanor	12,039	8.6%
	Felony	4,174	3.0%
	Capias	406	0.3%
	Show Cause	221	0.2%
	Civil Violation	96	0.1%
	Total	16,936	12%
T	Infraction	43,106	30.7%
	Misdemeanor	15,111	10.8%
	Show Cause	653	0.5%
	Capias	584	0.4%
	Other	432	0.3%
	Civil Violation	381	0.3%
	Restricted O/L	5	0.0%
	Felony	2	0.0%
	Total	60,274	43%
V	Warrant in Debt	19,267	13.7%
	Garnishment	19,074	13.6%
	Unlawful Detainer	13,659	9.7%
	Detinue	4,370	3.1%
	Admin License	1,801	1.3%
	Show Cause	786	0.6%
	Motion for Judgment	780	0.6%
	Interrogatory	688	0.5%
	Abstract	674	0.5%
	Impoundment	600	0.4%
	Prelim Prot Order	460	0.3%
	Protective Order	433	0.3%
	Other	209	0.1%
	Bond Forfeiture	182	0.1%
	Counter Claim	40	0.0%
	Tenants Assertion	40	0.0%
	Overweight	32	0.0%
	Capias	25	0.0%
	Petition-Restore Arms	9	0.0%
	Custody Relief	4	0.0%
Interrogatory-Not	3	0.0%	
Total	63,136	45%	
Total		140,346	100%

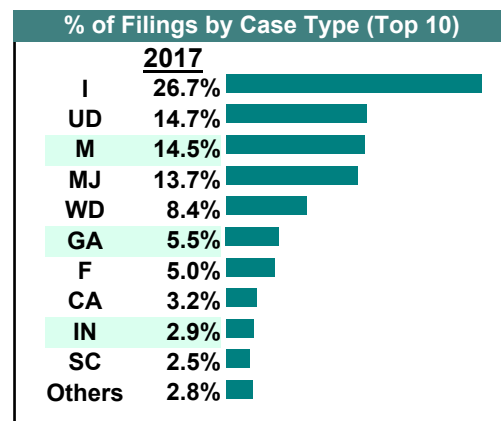
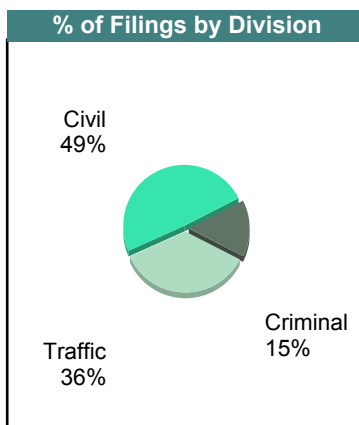
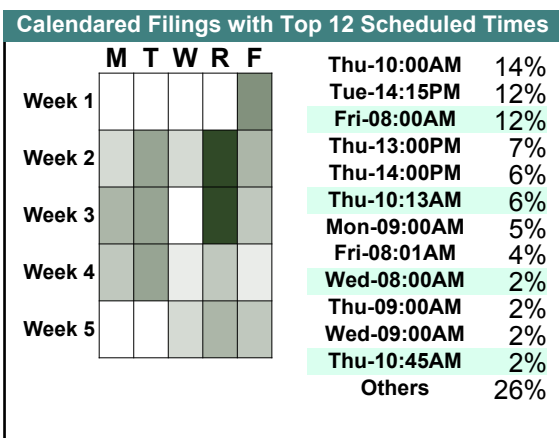
CASELOAD STATISTICS OF THE GENERAL DISTRICT COURTS

December 2017

Portsmouth

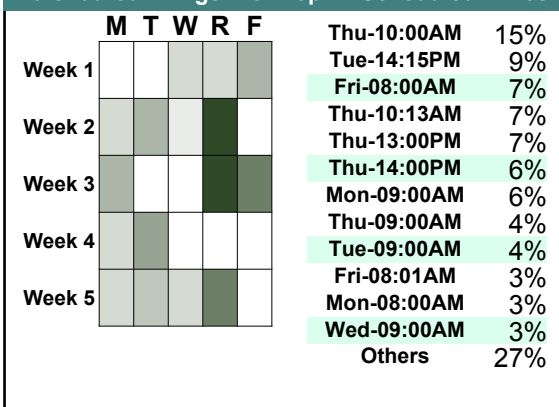
District: 3

		<u>Filings</u>	<u>Hearings</u>	<u>Transactions</u>	<u>Concluded</u>	<u>Cont</u>
<u>Criminal</u>						
Capias	CA	44	127	127	54	73
Civil Violation	CV	3	9	9	5	4
Felony	F	147	444	444	90	354
Misdemeanor	M	237	756	757	283	474
Show Cause	SC	5	13	13	5	8
Criminal Total		436	1,349	1,350	437	913
<u>Traffic</u>						
Capias	CA	50	87	87	46	41
Civil Violation	CV	6	14	14	2	12
Infraction	I	782	1,072	1,214	840	366
Misdemeanor	M	187	605	605	234	368
Other	O	1	1	1	0	1
Restricted O/L	RL	2	2	2	2	-
Show Cause	SC	19	42	42	25	17
Traffic Total		1,047	1,823	1,965	1,149	805
<u>Civil</u>						
Abstract	AJ	4	0	4	4	-
Admin License	AL	8	0	8	8	-
Bond Forfeiture	BF	8	7	17	10	5
Counter Claim	CC	1	1	1	0	1
Detinue	DT	7	7	8	6	2
Garnishment	GA	162	34	196	162	34
Impoundment	IM	2	0	2	2	-
Interrogatory	IN	84	58	135	77	58
Motion for Judgment	MJ	402	311	412	388	24
Other	OT	1	1	2	1	1
Protective Order	PO	6	1	7	6	1
Prelim Prot Order	PP	30	35	67	32	34
Restricted O/L	RL	2	1	2	1	-
Show Cause	SC	48	24	70	46	23
Tenants Assertion	TA	1	2	3	1	2
Unlawful Detainer	UD	429	330	478	425	53
Warrant in Debt	WD	247	283	341	247	94
Civil Total		1,442	1,095	1,753	1,416	332
Portsmouth Totals		2,925	4,267	5,068	3,002	2,050

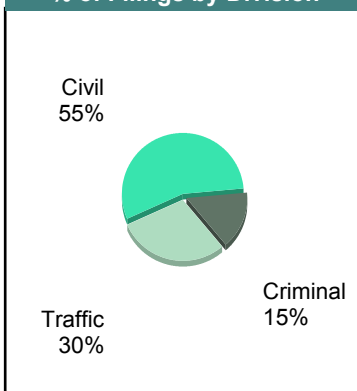


		<u>Filings</u>	<u>Hearings</u>	<u>Transactions</u>	<u>Concluded</u>	<u>Cont</u>
<u>Criminal</u>						
Capias	CA	35	105	105	47	58
Civil Violation	CV	1	4	4	2	2
Felony	F	147	428	428	126	297
Misdemeanor	M	230	673	674	262	410
Show Cause	SC	1	5	5	1	4
Criminal Total		414	1,215	1,216	438	771
<u>Traffic</u>						
Capias	CA	31	62	62	29	33
Civil Violation	CV	1	6	6	1	5
Infraction	I	659	1,222	1,342	833	509
Misdemeanor	M	110	481	481	202	279
Restricted O/L	RL	1	1	1	1	-
Show Cause	SC	11	31	31	15	16
Traffic Total		813	1,803	1,923	1,081	842
<u>Civil</u>						
Abstract	AJ	8	0	8	8	-
Admin License	AL	6	0	6	6	-
Bond Forfeiture	BF	5	4	6	2	4
Capias	CA	0	2	3	1	2
Detinue	DT	3	6	10	7	3
Garnishment	GA	163	44	228	184	44
Interrogatory	IN	87	55	140	85	55
Motion for Judgment	MJ	422	302	440	422	18
Protective Order	PO	1	2	2	0	2
Prelim Prot Order	PP	11	14	24	10	14
Show Cause	SC	41	17	49	32	17
Tenants Assertion	TA	3	3	4	2	2
Unlawful Detainer	UD	509	442	591	519	72
Warrant in Debt	WD	266	329	403	278	125
Civil Total		1,525	1,220	1,914	1,556	358
Portsmouth Totals		2,752	4,238	5,053	3,075	1,971

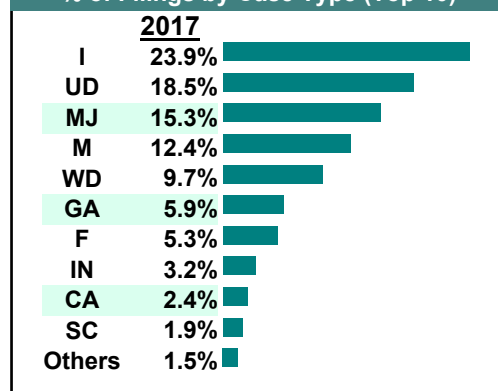
Calendared Filings with Top 12 Scheduled Times



% of Filings by Division

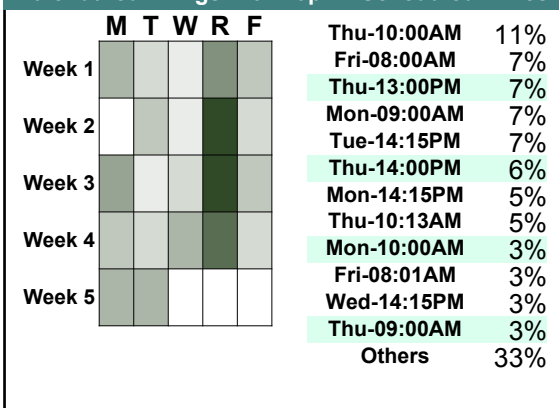


% of Filings by Case Type (Top 10)

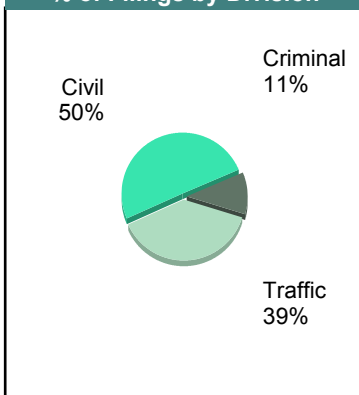


		<u>Filings</u>	<u>Hearings</u>	<u>Transactions</u>	<u>Concluded</u>	<u>Cont</u>
<u>Criminal</u>						
Capias	CA	51	123	123	53	70
Civil Violation	CV	3	8	8	4	4
Felony	F	83	365	365	126	239
Misdemeanor	M	268	756	757	326	431
Show Cause	SC	5	9	9	4	5
Criminal Total		410	1,261	1,262	513	749
<u>Traffic</u>						
Capias	CA	25	68	68	33	35
Civil Violation	CV	4	10	10	3	7
Infraction	I	1,209	1,381	1,625	1,034	591
Misdemeanor	M	162	471	472	147	325
Show Cause	SC	13	40	40	17	23
Traffic Total		1,413	1,970	2,215	1,234	981
<u>Civil</u>						
Abstract	AJ	10	0	10	10	-
Admin License	AL	7	1	7	6	-
Bond Forfeiture	BF	2	2	6	4	2
Capias	CA	0	0	1	1	-
Detinue	DT	17	19	26	12	14
Garnishment	GA	215	57	271	214	56
Impoundment	IM	1	0	1	1	-
Interrogatory	IN	103	68	156	88	54
Motion for Judgment	MJ	406	190	406	392	14
Other	OT	3	1	3	2	1
Protective Order	PO	2	0	4	4	-
Prelim Prot Order	PP	20	29	42	13	27
Show Cause	SC	44	21	63	43	20
Tenants Assertion	TA	1	1	2	1	1
Unlawful Detainer	UD	643	508	711	629	82
Warrant in Debt	WD	363	421	504	361	143
Civil Total		1,837	1,318	2,213	1,781	414
Portsmouth Totals		3,660	4,549	5,690	3,528	2,144

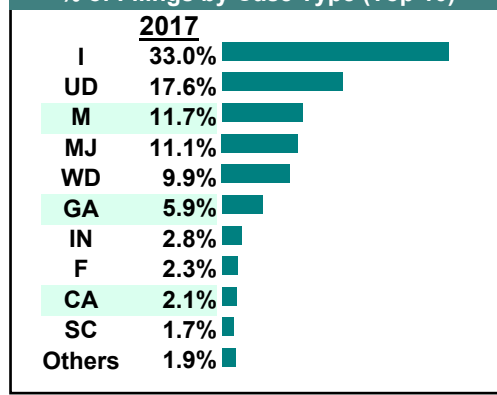
Calendared Filings with Top 12 Scheduled Times



% of Filings by Division



% of Filings by Case Type (Top 10)



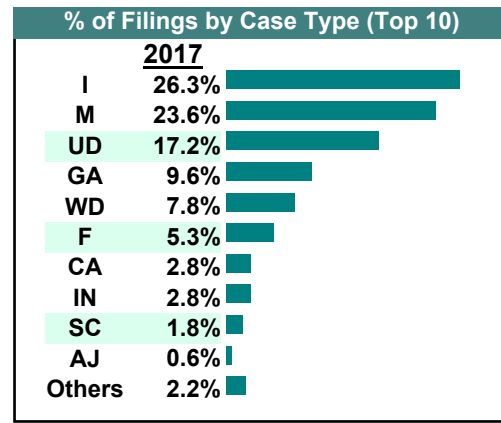
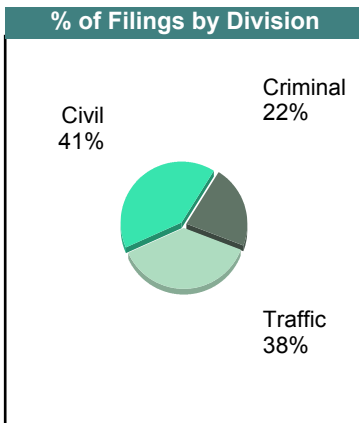
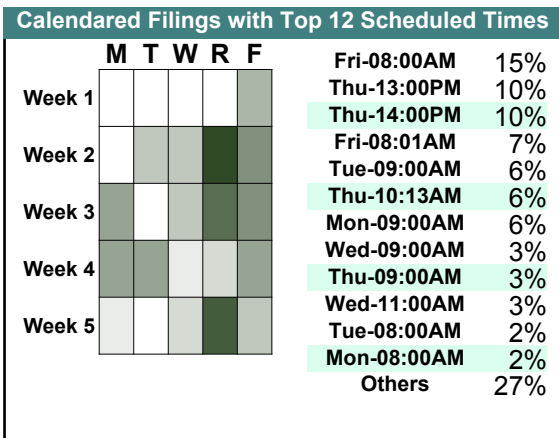
CASELOAD STATISTICS OF THE GENERAL DISTRICT COURTS

September 2017

Portsmouth

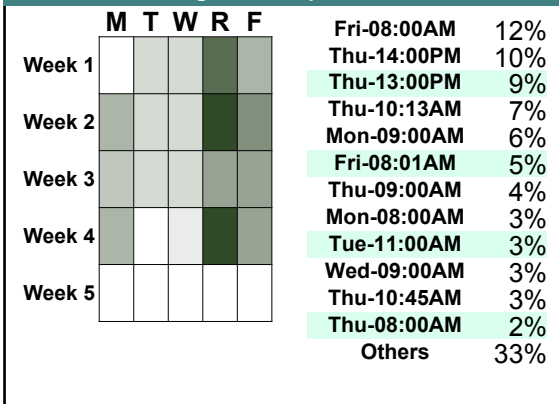
District: 3

		<u>Filings</u>	<u>Hearings</u>	<u>Transactions</u>	<u>Concluded</u>	<u>Cont</u>
<u>Criminal</u>						
Capias	CA	35	102	102	48	54
Civil Violation	CV	9	17	17	5	12
Felony	F	145	496	496	186	310
Misdemeanor	M	396	839	849	345	504
Show Cause	SC	5	11	11	8	3
Criminal Total		590	1,465	1,475	592	883
<u>Traffic</u>						
Capias	CA	39	70	70	35	35
Civil Violation	CV	2	8	8	6	2
Infraction	I	714	874	1,075	671	403
Misdemeanor	M	243	664	665	242	423
Other	O	0	1	1	1	-
Restricted O/L	RL	2	2	2	2	-
Show Cause	SC	20	53	53	17	36
Traffic Total		1,020	1,672	1,874	974	899
<u>Civil</u>						
Abstract	AJ	15	0	15	15	-
Admin License	AL	9	0	9	9	-
Bond Forfeiture	BF	2	6	8	4	4
Capias	CA	2	4	5	1	4
Counter Claim	CC	1	0	1	1	-
Detinue	DT	9	10	14	11	3
Garnishment	GA	261	59	310	251	55
Interrogatory	IN	75	43	136	93	43
Motion for Judgment	MJ	8	14	15	10	5
Other	OT	1	0	1	1	-
Protective Order	PO	2	0	3	3	-
Prelim Prot Order	PP	13	17	33	16	17
Restricted O/L	RL	2	1	2	1	-
Show Cause	SC	25	12	43	32	11
Unlawful Detainer	UD	467	403	521	456	65
Warrant in Debt	WD	211	271	333	194	139
Civil Total		1,103	840	1,449	1,098	346
Portsmouth Totals		2,713	3,977	4,798	2,664	2,128

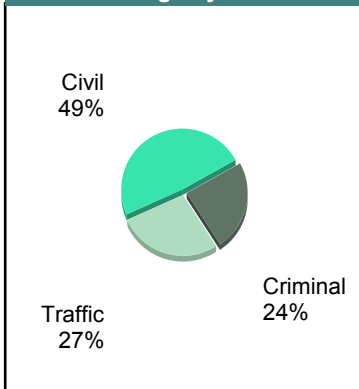


		<u>Filings</u>	<u>Hearings</u>	<u>Transactions</u>	<u>Concluded</u>	<u>Cont</u>
<u>Criminal</u>						
Capias	CA	34	86	86	23	63
Civil Violation	CV	5	5	5	3	2
Felony	F	187	462	462	125	337
Misdemeanor	M	325	744	747	303	444
Show Cause	SC	5	10	10	3	7
Criminal Total		556	1,307	1,310	457	853
<u>Traffic</u>						
Capias	CA	22	59	59	26	33
Civil Violation	CV	1	15	15	5	10
Infraction	I	431	700	857	573	284
Misdemeanor	M	168	536	537	184	353
Restricted O/L	RL	1	1	1	1	-
Show Cause	SC	16	25	25	7	18
Traffic Total		639	1,336	1,494	796	698
<u>Civil</u>						
Abstract	AJ	8	0	8	8	-
Admin License	AL	11	0	12	12	-
Bond Forfeiture	BF	3	4	7	5	2
Capias	CA	0	0	1	1	-
Detinue	DT	3	7	11	7	4
Garnishment	GA	232	48	312	264	48
Interrogatory	IN	99	66	163	97	66
Motion for Judgment	MJ	9	11	18	13	5
Other	OT	2	1	2	1	-
Protective Order	PO	7	1	7	6	1
Prelim Prot Order	PP	18	21	45	24	21
Restricted O/L	RL	2	0	2	2	-
Show Cause	SC	59	22	78	61	17
Tenants Assertion	TA	0	0	1	1	-
Unlawful Detainer	UD	452	374	512	464	48
Warrant in Debt	WD	229	270	357	245	110
Civil Total		1,134	825	1,536	1,211	322
Portsmouth Totals		2,329	3,468	4,340	2,464	1,873

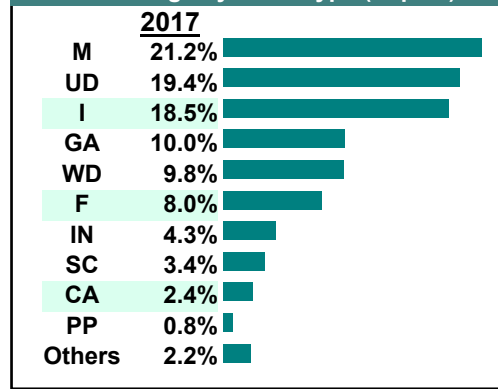
Calendared Filings with Top 12 Scheduled Times



% of Filings by Division



% of Filings by Case Type (Top 10)



CASELOAD STATISTICS OF THE GENERAL DISTRICT COURTS

July 2017

Portsmouth

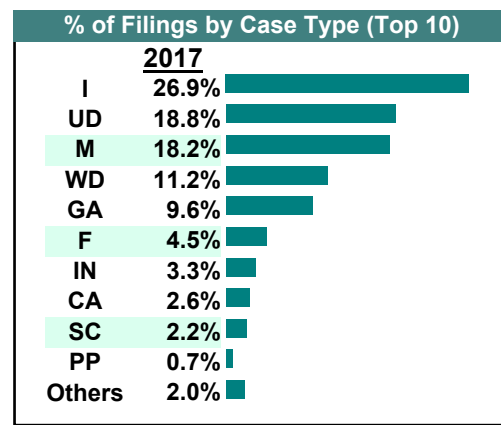
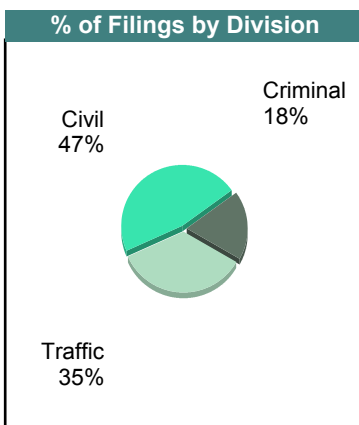
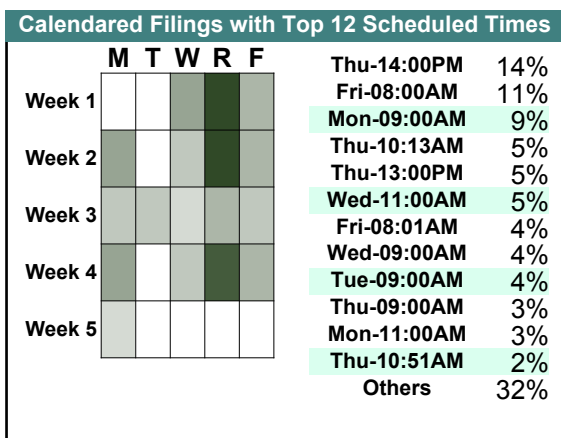
District: 3

		<u>Filings</u>	<u>Hearings</u>	<u>Transactions</u>	<u>Concluded</u>	<u>Cont</u>
<u>Criminal</u>						
Capias	CA	38	87	87	34	53
Civil Violation	CV	5	9	9	6	3
Felony	F	123	449	449	105	344
Misdemeanor	M	335	774	779	347	432
Show Cause	SC	4	7	7	2	5
Criminal Total		505	1,326	1,331	494	837

		<u>Filings</u>	<u>Hearings</u>	<u>Transactions</u>	<u>Concluded</u>	<u>Cont</u>
<u>Traffic</u>						
Capias	CA	31	70	70	36	34
Civil Violation	CV	3	13	13	3	10
Infraction	I	743	821	1,037	748	289
Misdemeanor	M	166	538	538	193	345
Other	O	1	3	3	2	1
Restricted O/L	RL	4	4	4	4	-
Show Cause	SC	15	34	34	7	27
Traffic Total		963	1,483	1,699	993	706

		<u>Filings</u>	<u>Hearings</u>	<u>Transactions</u>	<u>Concluded</u>	<u>Cont</u>
<u>Civil</u>						
Abstract	AJ	4	0	4	4	-
Admin License	AL	6	2	9	7	1
Bond Forfeiture	BF	2	4	6	3	3
Capias	CA	3	3	5	2	3
Detinue	DT	14	11	23	14	9
Garnishment	GA	264	71	327	256	71
Impoundment	IM	2	0	2	2	-
Interrogatory	IN	90	58	143	85	58
Motion for Judgment	MJ	6	16	19	14	5
Other	OT	1	0	2	2	-
Protective Order	PO	5	0	6	6	-
Prelim Prot Order	PP	19	23	38	15	22
Restricted O/L	RL	1	0	1	1	-
Show Cause	SC	43	21	61	42	19
Tenants Assertion	TA	1	1	1	0	1
Unlawful Detainer	UD	518	425	574	520	54
Warrant in Debt	WD	310	343	435	317	118
Civil Total		1,289	978	1,656	1,290	364

Portsmouth Totals		2,757	3,787	4,686	2,777	1,907
--------------------------	--	--------------	--------------	--------------	--------------	--------------



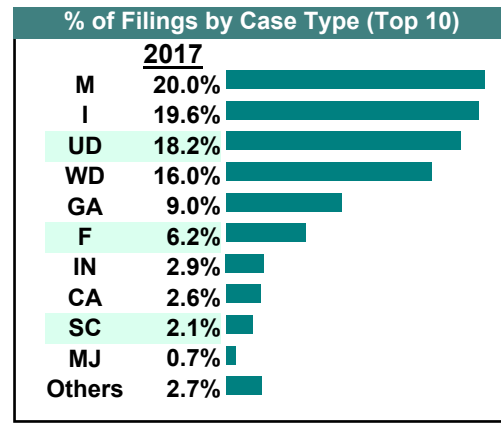
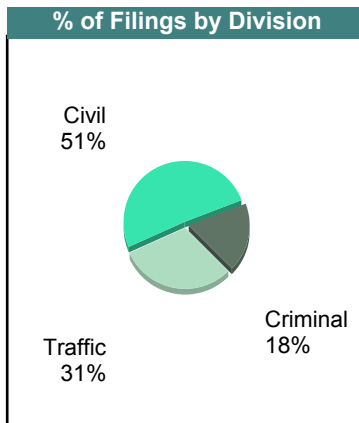
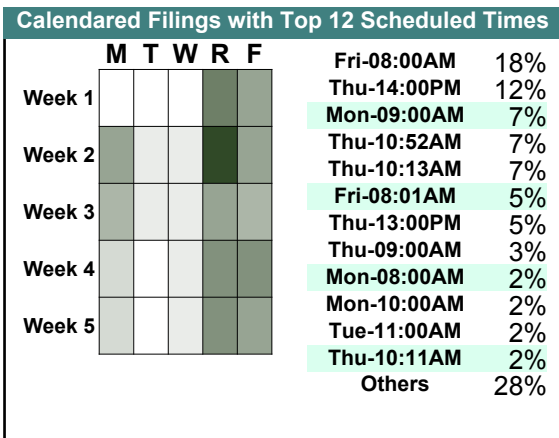
CASELOAD STATISTICS OF THE GENERAL DISTRICT COURTS

June 2017

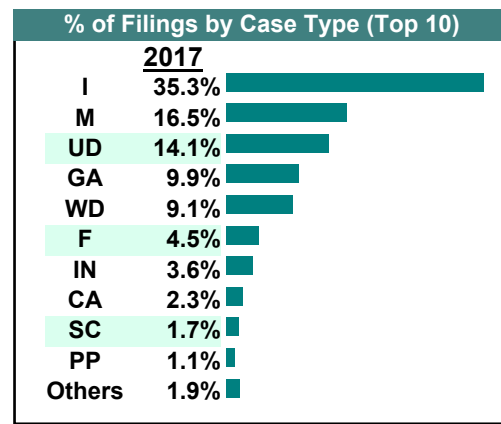
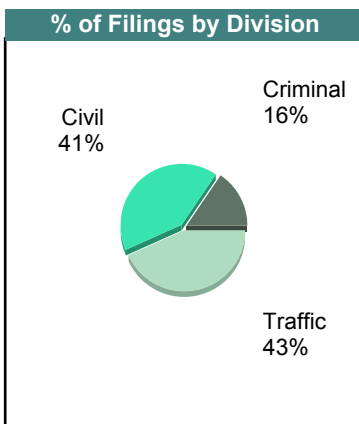
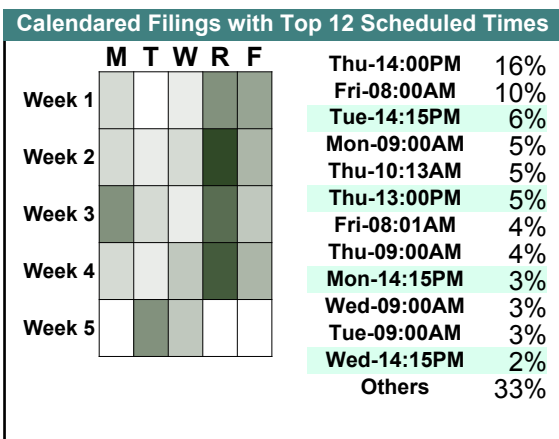
Portsmouth

District: 3

		<u>Filings</u>	<u>Hearings</u>	<u>Transactions</u>	<u>Concluded</u>	<u>Cont</u>
<u>Criminal</u>						
Capias	CA	45	120	120	50	70
Civil Violation	CV	2	6	6	0	6
Felony	F	182	459	459	125	334
Misdemeanor	M	311	762	764	290	474
Other	O	0	1	1	1	-
Show Cause	SC	4	5	5	2	3
Criminal Total		544	1,353	1,355	468	887
<u>Traffic</u>						
Capias	CA	28	57	57	24	33
Civil Violation	CV	7	15	15	4	11
Infraction	I	578	827	1,042	713	327
Misdemeanor	M	280	634	634	200	434
Other	O	1	3	3	1	2
Restricted O/L	RL	4	4	4	4	-
Show Cause	SC	11	24	24	10	14
Traffic Total		909	1,564	1,779	956	821
<u>Civil</u>						
Abstract	AJ	2	0	2	2	-
Admin License	AL	10	2	12	10	2
Bond Forfeiture	BF	8	6	14	9	5
Capias	CA	5	2	8	6	2
Counter Claim	CC	1	1	1	0	1
Detinue	DT	15	17	19	10	9
Garnishment	GA	265	67	318	251	67
Interrogatory	IN	87	64	154	90	63
Motion for Judgment	MJ	21	33	36	22	14
Other	OT	0	1	1	0	1
Protective Order	PO	13	1	14	13	1
Prelim Prot Order	PP	18	30	56	26	30
Show Cause	SC	46	19	69	50	17
Unlawful Detainer	UD	537	435	595	536	58
Warrant in Debt	WD	471	507	610	464	145
Civil Total		1,499	1,185	1,909	1,489	415
Portsmouth Totals		2,952	4,102	5,043	2,913	2,123




		Filings	Hearings	Transactions	Concluded	Cont
<u>Criminal</u>						
Capias	CA	36	103	103	41	62
Civil Violation	CV	0	4	4	0	4
Felony	F	124	400	400	111	289
Misdemeanor	M	274	716	718	288	430
Show Cause	SC	3	8	8	5	3
Criminal Total		437	1,231	1,233	445	788
<u>Traffic</u>						
Capias	CA	26	63	63	31	32
Civil Violation	CV	2	10	10	6	4
Infraction	I	983	1,317	1,512	1,172	340
Misdemeanor	M	185	507	507	216	291
Other	O	1	1	1	0	1
Restricted O/L	RL	1	1	1	1	-
Show Cause	SC	7	23	23	12	11
Traffic Total		1,205	1,922	2,117	1,438	679
<u>Civil</u>						
Abstract	AJ	8	0	8	8	-
Admin License	AL	10	3	11	8	3
Bond Forfeiture	BF	5	7	13	7	6
Capias	CA	2	3	6	3	3
Detinue	DT	8	4	10	8	2
Garnishment	GA	276	66	324	258	63
Interrogatory	IN	100	69	160	91	69
Motion for Judgment	MJ	8	11	12	11	1
Other	OT	1	1	1	0	1
Protective Order	PO	7	0	7	7	-
Prelim Prot Order	PP	31	40	62	22	40
Restricted O/L	RL	1	0	1	1	-
Show Cause	SC	37	25	64	40	24
Unlawful Detainer	UD	392	323	432	379	52
Warrant in Debt	WD	254	320	395	259	135
Civil Total		1,140	872	1,506	1,102	399
Portsmouth Totals		2,782	4,025	4,856	2,985	1,866

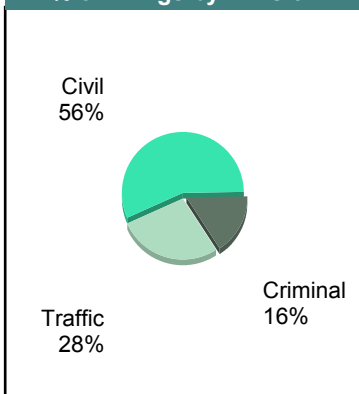


		<u>Filings</u>	<u>Hearings</u>	<u>Transactions</u>	<u>Concluded</u>	<u>Cont</u>
<u>Criminal</u>						
Capias	CA	45	106	106	39	67
Civil Violation	CV	6	7	7	1	6
Felony	F	126	364	364	127	237
Misdemeanor	M	270	636	638	265	373
Other	O	0	1	1	0	1
Show Cause	SC	3	6	6	2	4
Criminal Total		450	1,120	1,122	434	688
<u>Traffic</u>						
Capias	CA	30	67	67	26	41
Civil Violation	CV	1	8	8	1	7
Infraction	I	586	1,046	1,296	881	415
Misdemeanor	M	147	459	460	147	313
Restricted O/L	RL	5	6	6	5	1
Show Cause	SC	8	23	23	6	17
Traffic Total		777	1,609	1,860	1,066	794
<u>Civil</u>						
Abstract	AJ	3	0	3	3	-
Admin License	AL	8	1	9	8	1
Bond Forfeiture	BF	4	6	10	6	4
Capias	CA	1	1	1	0	1
Counter Claim	CC	0	0	1	1	-
Detinue	DT	8	7	13	8	5
Garnishment	GA	264	71	320	249	70
Interrogatory	IN	83	56	129	73	56
Motion for Judgment	MJ	505	341	513	495	18
Other	OT	2	0	3	3	-
Protective Order	PO	8	3	10	7	3
Prelim Prot Order	PP	16	19	38	19	18
Restricted O/L	RL	2	0	2	2	-
Show Cause	SC	39	24	54	31	22
Unlawful Detainer	UD	347	278	380	342	38
Warrant in Debt	WD	302	294	401	264	137
Civil Total		1,592	1,101	1,887	1,511	373
Portsmouth Totals		2,819	3,830	4,869	3,011	1,855

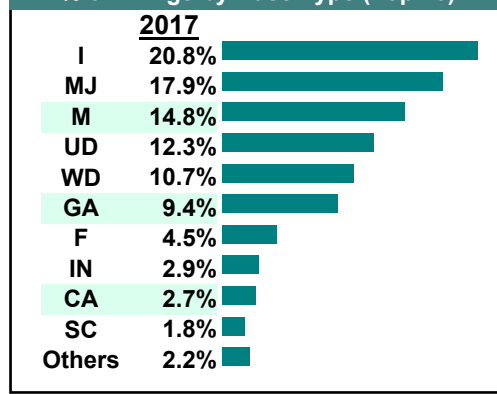
Calendared Filings with Top 12 Scheduled Times



% of Filings by Division



% of Filings by Case Type (Top 10)



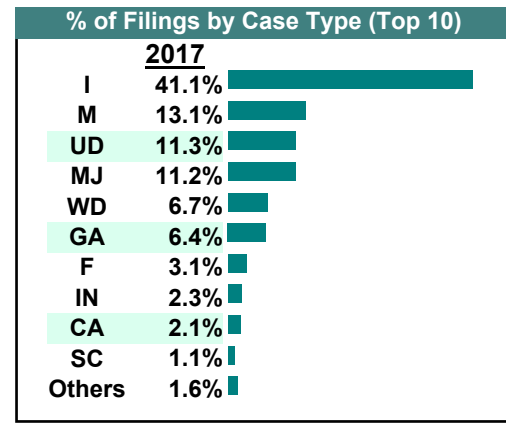
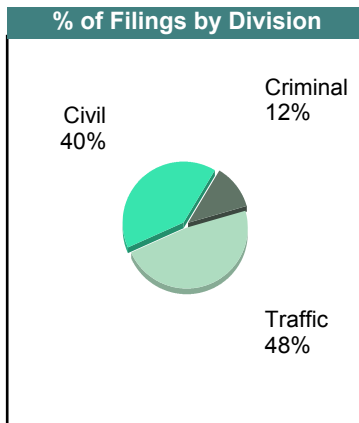
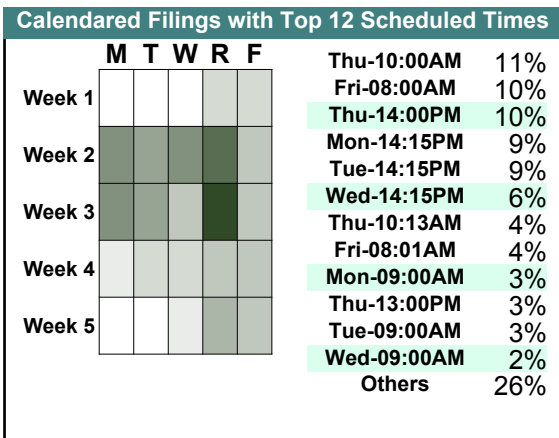
CASELOAD STATISTICS OF THE GENERAL DISTRICT COURTS

March 2017

Portsmouth

District: 3

		Filings	Hearings	Transactions	Concluded	Cont
<u>Criminal</u>						
Capias	CA	55	134	134	48	86
Civil Violation	CV	1	1	1	1	-
Felony	F	143	463	463	177	286
Misdemeanor	M	341	835	839	344	495
Other	O	0	2	2	0	2
Show Cause	SC	2	6	6	3	3
Criminal Total		542	1,441	1,445	573	872
<u>Traffic</u>						
Capias	CA	33	89	89	44	45
Civil Violation	CV	10	22	22	4	18
Infraction	I	1,866	2,424	2,701	1,748	953
Misdemeanor	M	254	626	626	205	421
Other	O	3	5	5	4	1
Restricted O/L	RL	2	2	2	2	-
Show Cause	SC	7	32	32	21	11
Traffic Total		2,175	3,200	3,477	2,028	1,449
<u>Civil</u>						
Abstract	AJ	5	0	5	5	-
Admin License	AL	13	0	13	13	-
Bond Forfeiture	BF	10	9	20	11	9
Capias	CA	9	5	11	6	5
Counter Claim	CC	1	2	3	2	1
Detinue	DT	8	5	11	10	1
Garnishment	GA	289	56	338	282	56
Interrogatory	IN	104	60	157	97	59
Motion for Judgment	MJ	511	340	517	509	8
Protective Order	PO	4	1	4	3	1
Prelim Prot Order	PP	16	22	34	12	22
Show Cause	SC	39	26	61	35	25
Tenants Assertion	TA	0	0	2	2	-
Unlawful Detainer	UD	514	342	578	531	47
Warrant in Debt	WD	303	353	433	302	131
Civil Total		1,826	1,221	2,187	1,820	365
Portsmouth Totals		4,543	5,862	7,109	4,421	2,686



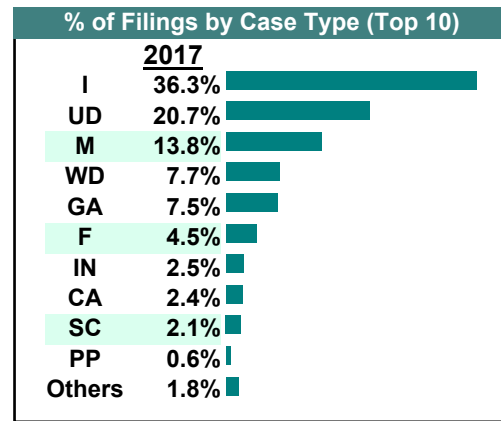
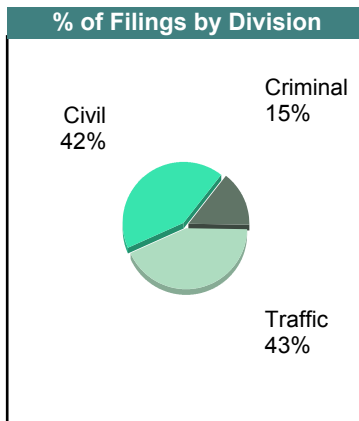
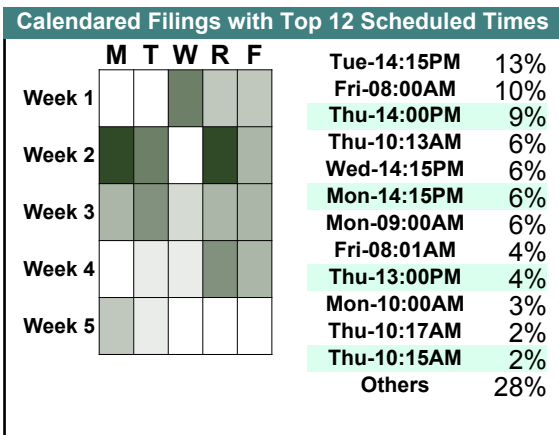
CASELOAD STATISTICS OF THE GENERAL DISTRICT COURTS

February 2017

Portsmouth

District: 3

		<u>Filings</u>	<u>Hearings</u>	<u>Transactions</u>	<u>Concluded</u>	<u>Cont</u>
<u>Criminal</u>						
Capias	CA	45	102	102	43	59
Civil Violation	CV	1	5	5	3	2
Felony	F	142	377	377	101	276
Misdemeanor	M	271	643	649	236	413
Show Cause	SC	7	11	11	5	6
Criminal Total		466	1,138	1,144	388	756
<u>Traffic</u>						
Capias	CA	29	67	67	28	39
Civil Violation	CV	4	4	4	0	4
Infraction	I	1,149	1,981	2,080	1,253	827
Misdemeanor	M	166	431	431	122	309
Other	O	1	3	3	1	2
Restricted O/L	RL	2	2	2	2	-
Show Cause	SC	11	24	24	4	20
Traffic Total		1,362	2,512	2,611	1,410	1,201
<u>Civil</u>						
Abstract	AJ	2	0	2	2	-
Admin License	AL	13	2	14	12	2
Bond Forfeiture	BF	9	9	20	14	6
Capias	CA	3	0	3	3	-
Counter Claim	CC	1	3	4	1	3
Detinue	DT	13	14	23	15	8
Garnishment	GA	236	48	289	241	48
Impoundment	IM	1	0	1	1	-
Interrogatory	IN	78	45	138	93	45
Motion for Judgment	MJ	4	28	37	32	5
Other	OT	2	1	4	3	1
Protective Order	PO	2	0	2	2	-
Prelim Prot Order	PP	20	20	34	14	20
Restricted O/L	RL	1	0	1	1	-
Show Cause	SC	50	16	74	58	16
Tenants Assertion	TA	1	1	1	0	1
Unlawful Detainer	UD	656	553	731	641	90
Warrant in Debt	WD	245	265	325	235	90
Civil Total		1,337	1,005	1,703	1,368	335
Portsmouth Totals		3,165	4,655	5,458	3,166	2,292



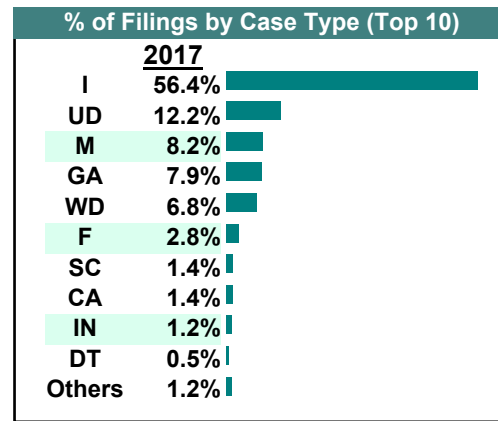
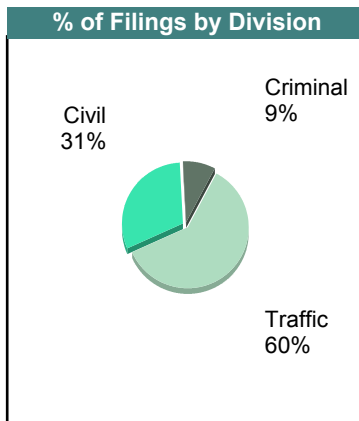
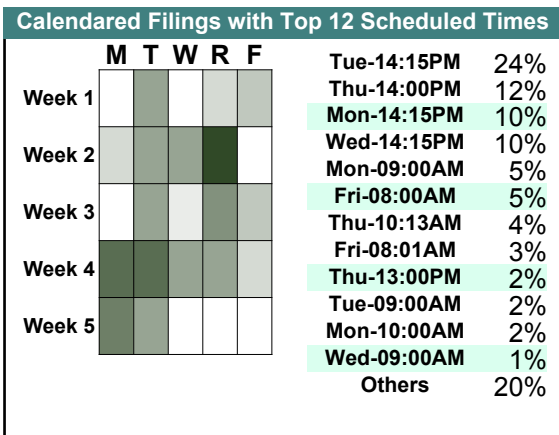
CASELOAD STATISTICS OF THE GENERAL DISTRICT COURTS

January 2017

Portsmouth

District: 3

		<u>Filings</u>	<u>Hearings</u>	<u>Transactions</u>	<u>Concluded</u>	<u>Cont</u>
<u>Criminal</u>						
Capias	CA	36	98	98	37	61
Civil Violation	CV	2	6	6	0	6
Felony	F	115	375	375	108	267
Misdemeanor	M	199	654	656	267	389
Other	O	0	1	1	0	1
Show Cause	SC	1	3	3	2	1
Criminal Total		353	1,137	1,139	414	725
<u>Traffic</u>						
Capias	CA	19	68	68	31	37
Civil Violation	CV	4	12	12	4	8
Infraction	I	2,311	2,705	2,869	1,550	1,319
Misdemeanor	M	135	449	450	175	275
Other	O	0	1	1	1	-
Restricted O/L	RL	1	1	1	1	-
Show Cause	SC	8	38	38	22	16
Traffic Total		2,478	3,274	3,439	1,784	1,655
<u>Civil</u>						
Abstract	AJ	4	0	4	4	-
Admin License	AL	9	0	9	9	-
Bond Forfeiture	BF	5	13	15	4	11
Capias	CA	1	1	3	2	1
Counter Claim	CC	2	3	3	0	3
Detinue	DT	19	26	34	18	16
Garnishment	GA	323	63	393	330	63
Interrogatory	IN	51	51	113	62	51
Motion for Judgment	MJ	14	18	22	14	8
Other	OT	0	1	2	1	1
Protective Order	PO	1	0	1	1	-
Prelim Prot Order	PP	7	12	25	13	12
Restricted O/L	RL	1	0	1	1	-
Show Cause	SC	50	29	60	34	26
Tenants Assertion	TA	0	1	1	0	1
Unlawful Detainer	UD	501	485	622	511	111
Warrant in Debt	WD	278	318	404	285	119
Civil Total		1,266	1,021	1,712	1,289	423
Portsmouth Totals		4,097	5,432	6,290	3,487	2,803



Filings by Court & Division

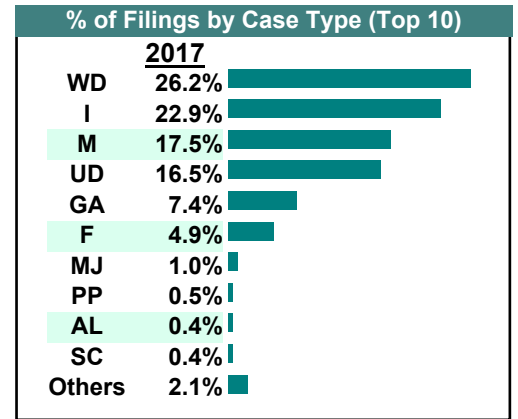
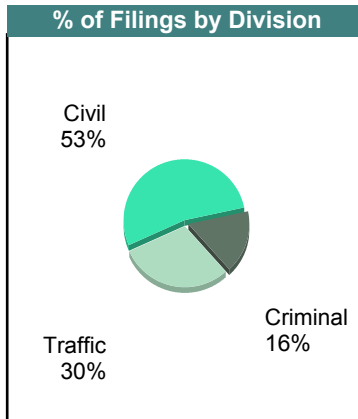
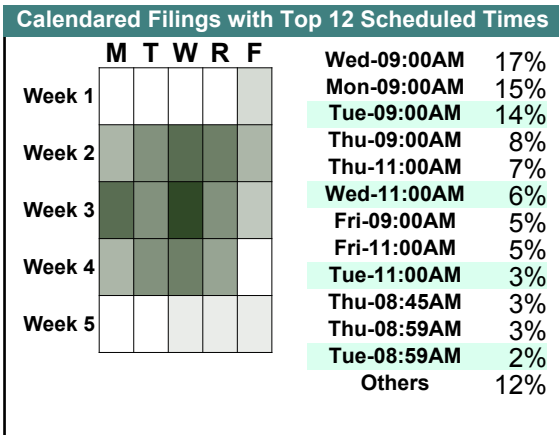
		<u>Portsmouth</u>	
C	Misdemeanor	3,457	9.2%
	Felony	1,664	4.4%
	Capias	499	1.3%
	Show Cause	45	0.1%
	Civil Violation	38	0.1%
	Other	-	0.0%
	Total	5,703	15%
T	Infraction	12,011	32.0%
	Misdemeanor	2,203	5.9%
	Capias	363	1.0%
	Show Cause	146	0.4%
	Civil Violation	45	0.1%
	Restricted O/L	25	0.1%
	Other	8	0.0%
Total	14,801	39%	
V	Unlawful Detainer	5,965	15.9%
	Warrant in Debt	3,479	9.3%
	Garnishment	2,950	7.9%
	Motion for Judgment	2,316	6.2%
	Interrogatory	1,041	2.8%
	Show Cause	521	1.4%
	Prelim Prot Order	219	0.6%
	Detinue	124	0.3%
	Admin License	110	0.3%
	Abstract	73	0.2%
	Bond Forfeiture	63	0.2%
	Protective Order	58	0.2%
	Capias	26	0.1%
	Other	13	0.0%
	Restricted O/L	12	0.0%
	Counter Claim	7	0.0%
	Tenants Assertion	7	0.0%
Impoundment	6	0.0%	
Total	16,990	45%	
Total		37,494	100%

CASELOAD STATISTICS OF THE GENERAL DISTRICT COURTS

December 2017

District: 4

		<u>Filings</u>	<u>Hearings</u>	<u>Transactions</u>	<u>Concluded</u>	<u>Cont</u>
<u>Criminal</u>						
Capias	CA	18	30	30	16	14
Civil Violation	CV	15	29	29	7	22
Felony	F	330	969	1,090	319	771
Misdemeanor	M	780	1,831	1,846	724	1,122
Show Cause	SC	17	22	22	14	8
Criminal Total		1,160	2,881	3,017	1,080	1,937
<u>Traffic</u>						
Capias	CA	3	7	7	2	5
Civil Violation	CV	1	1	1	0	1
Felony	F	18	48	49	14	35
Infraction	I	1,622	1,582	2,180	1,752	428
Misdemeanor	M	461	1,049	1,049	487	562
Other	O	14	16	16	16	-
Restricted O/L	RL	8	8	8	8	-
Show Cause	SC	5	6	6	2	4
Traffic Total		2,132	2,717	3,316	2,281	1,035
<u>Civil</u>						
Abstract	AJ	20	0	20	20	-
Admin License	AL	31	2	31	29	-
Bond Forfeiture	BF	30	22	36	17	19
Counter Claim	CC	1	2	2	0	2
Detinue	DT	13	17	30	19	11
Garnishment	GA	526	112	622	510	112
Impoundment	IM	4	0	4	4	-
Interrogatory	IN	5	5	8	3	5
Motion for Judgment	MJ	74	70	119	93	26
Other	OT	8	12	39	27	12
Protective Order	PO	9	0	11	11	-
Prelim Prot Order	PP	33	20	42	22	20
Show Cause	SC	9	1	9	9	-
Tenants Assertion	TA	1	1	4	4	-
Third Party Claim	TH	1	1	1	0	1
Unlawful Detainer	UD	1,167	688	1,283	1,161	122
Warrant in Debt	WD	1,850	1,792	2,364	1,798	566
Civil Total		3,782	2,745	4,625	3,727	896
Norfolk Totals		7,074	8,343	10,958	7,088	3,868

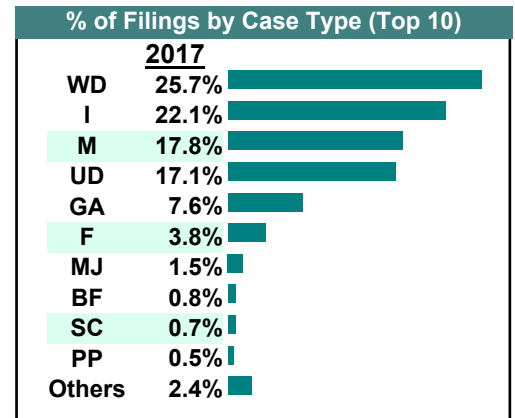
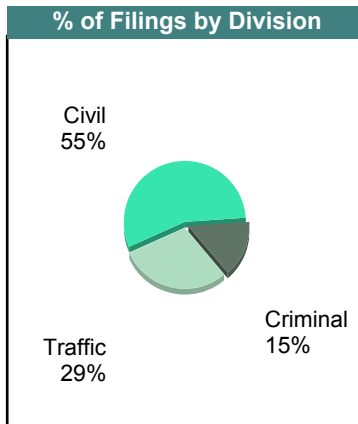
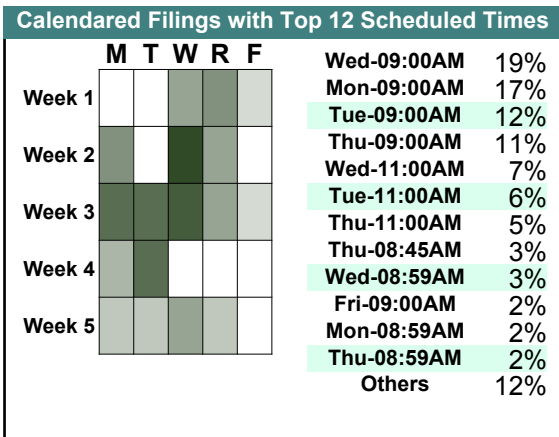


CASELOAD STATISTICS OF THE GENERAL DISTRICT COURTS

November 2017

District: 4

		<u>Filings</u>	<u>Hearings</u>	<u>Transactions</u>	<u>Concluded</u>	<u>Cont</u>
<u>Criminal</u>						
Capias	CA	5	28	28	13	15
Civil Violation	CV	12	34	34	13	21
Felony	F	283	967	1,053	323	730
Misdemeanor	M	830	2,067	2,088	915	1,173
Other	O	0	1	1	1	-
Show Cause	SC	11	12	12	12	-
Criminal Total		1,141	3,109	3,216	1,277	1,939
<u>Traffic</u>						
Capias	CA	8	20	20	11	9
Felony	F	5	37	37	13	24
Infraction	I	1,661	1,509	2,078	1,603	475
Misdemeanor	M	506	1,052	1,052	539	513
Other	O	16	19	19	15	4
Restricted O/L	RL	8	8	8	8	-
Show Cause	SC	8	13	13	12	1
Traffic Total		2,212	2,658	3,227	2,201	1,026
<u>Civil</u>						
Abstract	AJ	24	0	24	24	-
Admin License	AL	28	0	28	28	-
Bond Forfeiture	BF	60	37	94	71	23
Counter Claim	CC	7	7	11	4	7
Detinue	DT	21	20	31	18	13
Garnishment	GA	571	114	676	562	113
Impoundment	IM	5	0	5	5	-
Interrogatory	IN	22	25	38	13	25
Motion for Judgment	MJ	114	96	138	90	48
Overweight	OC	1	0	1	1	-
Other	OT	10	2	10	9	1
Protective Order	PO	11	2	11	9	2
Prelim Prot Order	PP	39	9	63	54	9
Show Cause	SC	35	10	35	32	3
Tenants Assertion	TA	3	2	5	3	2
Third Party Claim	TH	1	1	1	0	1
Unlawful Detainer	UD	1,283	790	1,436	1,276	160
Warrant in Debt	WD	1,935	1,874	2,549	1,919	630
Civil Total		4,170	2,989	5,156	4,118	1,037
Norfolk Totals		7,523	8,756	11,599	7,596	4,002

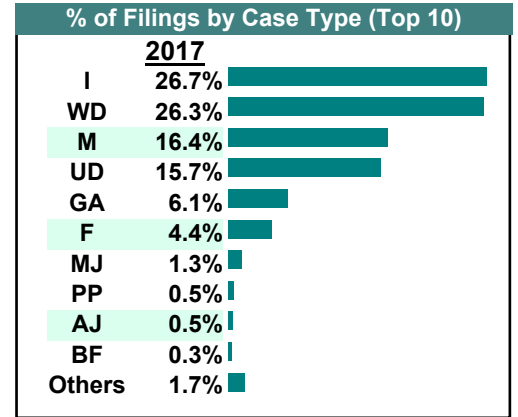
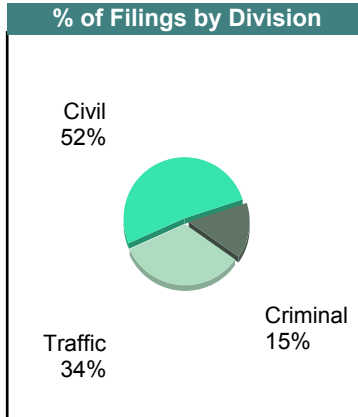
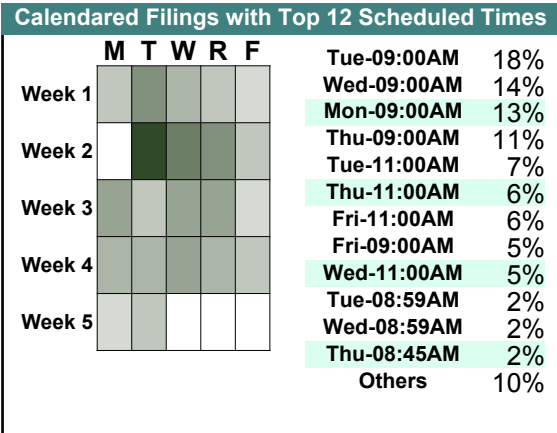


CASELOAD STATISTICS OF THE GENERAL DISTRICT COURTS

October 2017

District: 4

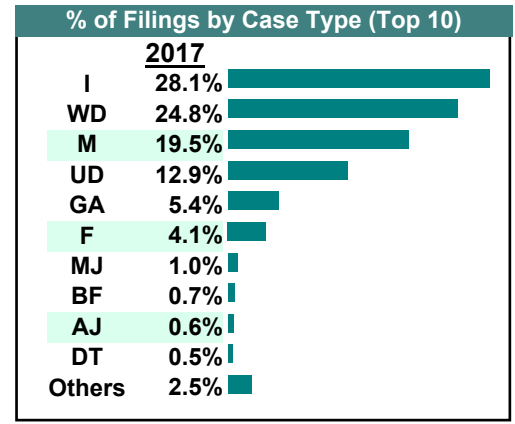
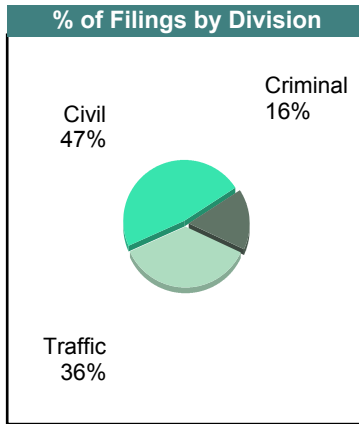
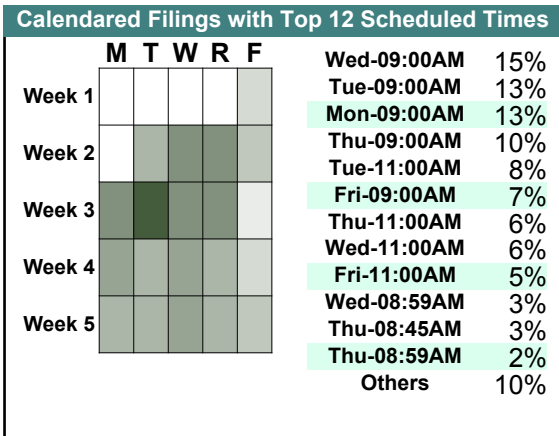
		<u>Filings</u>	<u>Hearings</u>	<u>Transactions</u>	<u>Concluded</u>	<u>Cont</u>
<u>Criminal</u>						
Capias	CA	14	41	41	15	26
Civil Violation	CV	5	23	23	6	17
Felony	F	392	1,067	1,212	356	856
Misdemeanor	M	888	2,180	2,192	833	1,359
Other	O	0	1	1	0	1
Show Cause	SC	14	16	16	13	3
Criminal Total		1,313	3,328	3,485	1,223	2,262
<u>Traffic</u>						
Capias	CA	7	18	18	11	7
Felony	F	4	42	42	16	26
Infraction	I	2,375	2,070	2,922	2,302	620
Misdemeanor	M	575	1,154	1,154	521	633
Other	O	12	18	18	18	-
Restricted O/L	RL	10	10	10	10	-
Show Cause	SC	2	5	5	3	2
Traffic Total		2,985	3,317	4,169	2,881	1,288
<u>Civil</u>						
Abstract	AJ	44	0	44	44	-
Admin License	AL	15	0	15	15	-
Bond Forfeiture	BF	28	16	38	28	10
Counter Claim	CC	5	3	6	4	2
Detinue	DT	25	33	44	26	18
Garnishment	GA	540	120	640	520	120
Impoundment	IM	4	1	4	3	-
Interrogatory	IN	13	6	13	7	6
Motion for Judgment	MJ	120	107	157	126	31
Other	OT	4	16	39	23	16
Protective Order	PO	14	0	14	14	-
Prelim Prot Order	PP	46	24	65	41	24
Show Cause	SC	7	0	8	8	-
Tenants Assertion	TA	3	2	5	3	2
Third Party Claim	TH	1	2	2	0	2
Unlawful Detainer	UD	1,403	802	1,539	1,407	132
Warrant in Debt	WD	2,340	2,249	2,976	2,278	698
Civil Total		4,612	3,381	5,609	4,547	1,061
Norfolk Totals		8,910	10,026	13,263	8,651	4,611



CASELOAD STATISTICS OF THE GENERAL DISTRICT COURTS

September 2017

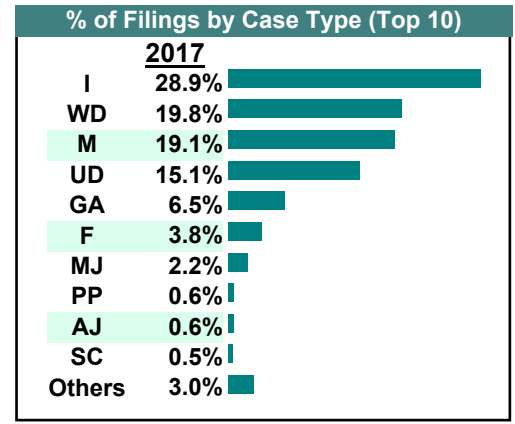
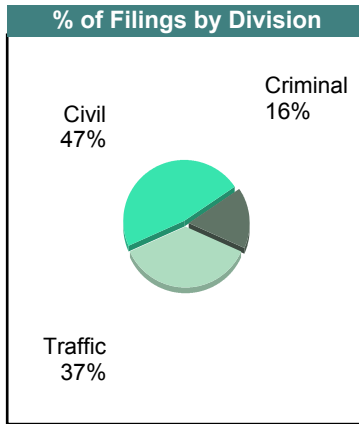
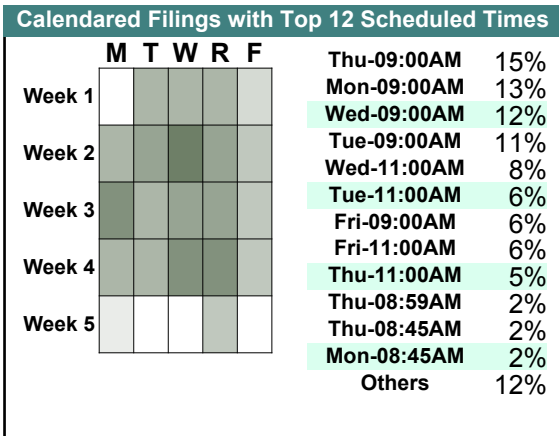
		<u>Filings</u>	<u>Hearings</u>	<u>Transactions</u>	<u>Concluded</u>	<u>Cont</u>
<u>Criminal</u>						
Capias	CA	9	27	27	5	22
Civil Violation	CV	10	32	32	4	28
Felony	F	322	918	1,091	311	780
Misdemeanor	M	1,021	2,164	2,179	843	1,336
Show Cause	SC	11	16	16	14	2
Criminal Total		1,373	3,157	3,345	1,177	2,168
<u>Traffic</u>						
Capias	CA	6	9	9	4	5
Felony	F	27	84	92	22	70
Infraction	I	2,394	2,150	3,009	2,473	536
Misdemeanor	M	634	1,357	1,357	723	634
Other	O	28	29	29	21	8
Restricted O/L	RL	6	6	6	6	-
Show Cause	SC	4	5	5	4	1
Traffic Total		3,099	3,640	4,507	3,253	1,254
<u>Civil</u>						
Abstract	AJ	47	0	47	47	-
Admin License	AL	39	0	39	39	-
Bond Forfeiture	BF	56	45	83	52	31
Capias	CA	1	0	1	1	-
Counter Claim	CC	5	2	6	4	2
Custody Relief	CR	1	2	2	1	1
Detinue	DT	43	22	61	45	16
Garnishment	GA	459	119	614	495	119
Impoundment	IM	5	0	5	5	-
Interrogatory	IN	16	12	23	11	12
Motion for Judgment	MJ	86	68	118	91	27
Overweight	OC	0	1	1	0	1
Other	OT	4	1	5	4	1
Protective Order	PO	11	0	11	11	-
Prelim Prot Order	PP	27	20	49	29	20
Petition-Restore Arms	PR	1	1	2	1	1
Show Cause	SC	24	8	28	27	1
Tenants Assertion	TA	5	3	6	3	3
Unlawful Detainer	UD	1,094	790	1,297	1,088	209
Warrant in Debt	WD	2,109	2,038	2,633	2,000	633
Civil Total		4,033	3,132	5,031	3,954	1,077
Norfolk Totals		8,505	9,929	12,883	8,384	4,499



CASELOAD STATISTICS OF THE GENERAL DISTRICT COURTS

August 2017

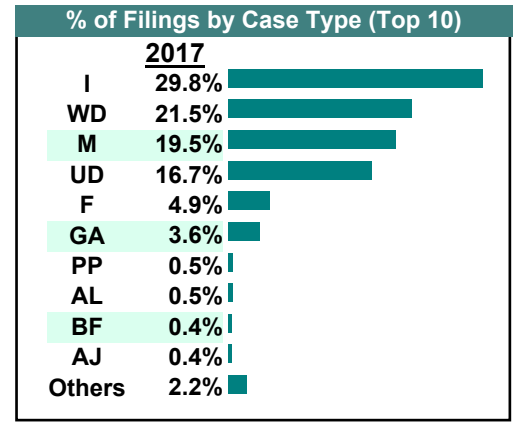
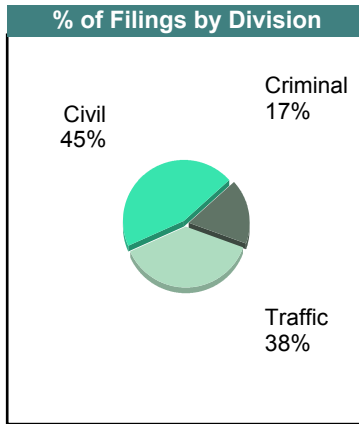
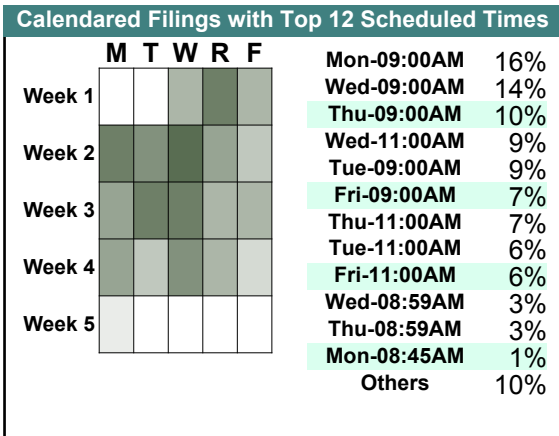
		Filings	Hearings	Transactions	Concluded	Cont
<u>Criminal</u>						
Capias	CA	20	42	42	13	29
Civil Violation	CV	15	39	39	8	31
Felony	F	287	918	1,031	303	728
Misdemeanor	M	954	2,020	2,052	766	1,286
Other	O	0	2	2	0	2
Show Cause	SC	15	16	16	12	4
Criminal Total		1,291	3,037	3,182	1,102	2,080
<u>Traffic</u>						
Capias	CA	4	12	12	7	5
Felony	F	20	46	49	7	42
Infraction	I	2,314	1,961	2,856	2,280	576
Misdemeanor	M	573	1,274	1,274	591	683
Other	O	10	16	16	13	3
Restricted O/L	RL	3	3	3	3	-
Show Cause	SC	11	13	13	8	5
Traffic Total		2,935	3,325	4,223	2,909	1,314
<u>Civil</u>						
Abstract	AJ	48	0	48	48	-
Admin License	AL	39	0	39	39	-
Bond Forfeiture	BF	39	14	39	25	14
Capias	CA	1	0	1	1	-
Counter Claim	CC	6	7	10	6	4
Custody Relief	CR	1	1	1	0	1
Detinue	DT	35	28	45	26	19
Garnishment	GA	518	160	613	453	160
Impoundment	IM	5	0	5	5	-
Interrogatory	IN	6	7	11	4	7
Motion for Judgment	MJ	178	158	187	140	47
Other	OT	38	30	38	8	30
Protective Order	PO	14	1	15	14	1
Prelim Prot Order	PP	51	28	80	52	28
Show Cause	SC	14	9	17	10	7
Tenants Assertion	TA	1	2	2	1	1
Third Party Claim	TH	0	0	1	1	-
Unlawful Detainer	UD	1,207	696	1,356	1,222	134
Warrant in Debt	WD	1,585	1,634	2,108	1,554	554
Civil Total		3,786	2,775	4,616	3,609	1,007
Norfolk Totals		8,012	9,137	12,021	7,620	4,401



CASELOAD STATISTICS OF THE GENERAL DISTRICT COURTS

July 2017

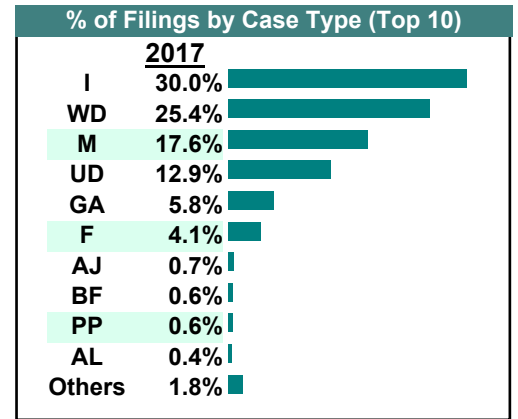
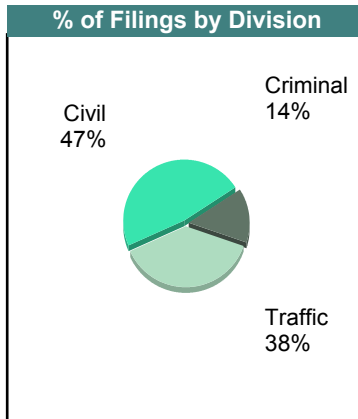
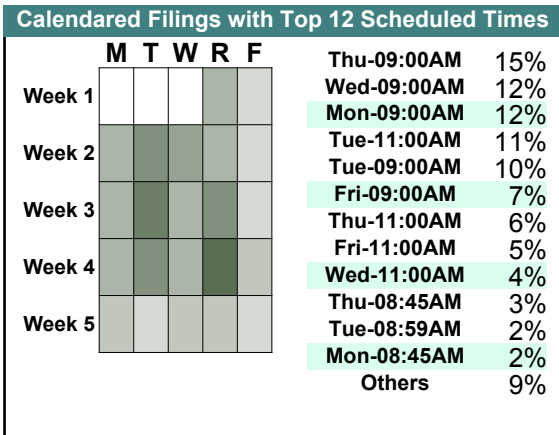
		<u>Filings</u>	<u>Hearings</u>	<u>Transactions</u>	<u>Concluded</u>	<u>Cont</u>
<u>Criminal</u>						
Capias	CA	12	23	23	9	14
Civil Violation	CV	6	21	21	8	13
Felony	F	366	966	1,073	266	807
Misdemeanor	M	948	1,975	1,994	749	1,245
Other	O	1	1	1	0	1
Show Cause	SC	10	13	13	10	3
Criminal Total		1,343	2,999	3,125	1,042	2,083
<u>Traffic</u>						
Capias	CA	4	10	10	3	7
Civil Violation	CV	0	1	1	1	-
Felony	F	16	39	40	6	34
Infraction	I	2,334	1,955	2,871	2,260	611
Misdemeanor	M	585	1,190	1,190	446	744
Other	O	15	14	16	13	3
Restricted O/L	RL	14	14	14	14	-
Show Cause	SC	2	3	3	2	1
Traffic Total		2,970	3,226	4,145	2,745	1,400
<u>Civil</u>						
Abstract	AJ	32	0	32	32	-
Admin License	AL	36	0	36	36	-
Bond Forfeiture	BF	34	16	34	18	16
Counter Claim	CC	4	3	5	5	-
Custody Relief	CR	2	0	2	2	-
Detinue	DT	22	17	35	24	11
Garnishment	GA	286	73	351	278	73
Impoundment	IM	7	0	7	7	-
Interrogatory	IN	6	4	7	3	4
Motion for Judgment	MJ	12	14	19	14	5
Other	OT	24	18	29	11	18
Protective Order	PO	18	0	18	18	-
Prelim Prot Order	PP	40	18	71	53	18
Show Cause	SC	7	1	7	7	-
Tenants Assertion	TA	2	2	5	3	2
Third Party Claim	TH	1	0	1	1	-
Unlawful Detainer	UD	1,310	824	1,442	1,274	168
Warrant in Debt	WD	1,686	1,714	2,208	1,759	449
Civil Total		3,529	2,704	4,309	3,545	764
Norfolk Totals		7,842	8,929	11,579	7,332	4,247



CASELOAD STATISTICS OF THE GENERAL DISTRICT COURTS

June 2017

		<u>Filings</u>	<u>Hearings</u>	<u>Transactions</u>	<u>Concluded</u>	<u>Cont</u>
<u>Criminal</u>						
Capias	CA	13	22	22	7	15
Civil Violation	CV	7	19	19	3	16
Felony	F	343	1,024	1,161	286	875
Misdemeanor	M	851	1,816	1,838	714	1,124
Show Cause	SC	13	14	14	12	2
Criminal Total		1,227	2,895	3,054	1,022	2,032
<u>Traffic</u>						
Capias	CA	9	12	12	2	10
Civil Violation	CV	3	4	4	3	1
Felony	F	8	26	26	1	25
Infraction	I	2,549	2,096	3,083	2,498	585
Misdemeanor	M	645	1,301	1,301	571	730
Other	O	8	9	9	7	2
Restricted O/L	RL	11	12	12	12	-
Show Cause	SC	2	5	5	4	1
Traffic Total		3,235	3,465	4,452	3,098	1,354
<u>Civil</u>						
Abstract	AJ	58	0	58	58	-
Admin License	AL	32	0	32	32	-
Bond Forfeiture	BF	52	34	52	18	34
Counter Claim	CC	5	3	7	4	3
Detinue	DT	21	14	31	23	8
Garnishment	GA	489	92	561	469	92
Impoundment	IM	6	0	6	6	-
Interrogatory	IN	6	4	9	5	4
Motion for Judgment	MJ	18	17	26	16	10
Other	OT	20	22	45	24	21
Protective Order	PO	9	0	9	9	-
Prelim Prot Order	PP	50	22	66	44	22
Show Cause	SC	1	0	1	1	-
Tenants Assertion	TA	1	2	3	1	2
Third Party Claim	TH	1	1	1	0	1
Unlawful Detainer	UD	1,097	742	1,222	1,089	133
Warrant in Debt	WD	2,160	1,969	2,582	1,969	613
Civil Total		4,026	2,922	4,711	3,768	943
Norfolk Totals		8,488	9,282	12,217	7,888	4,329

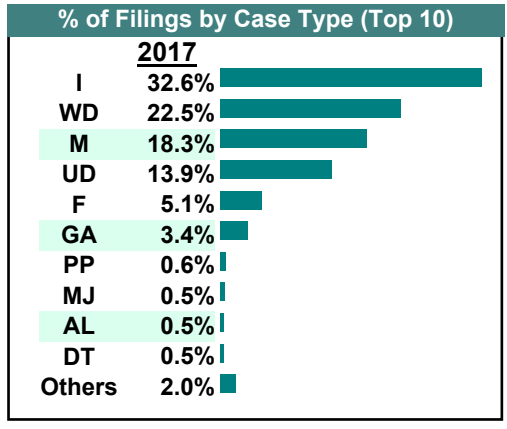
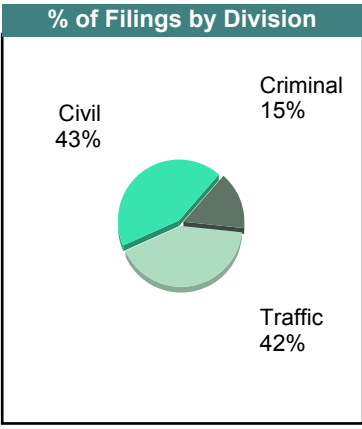
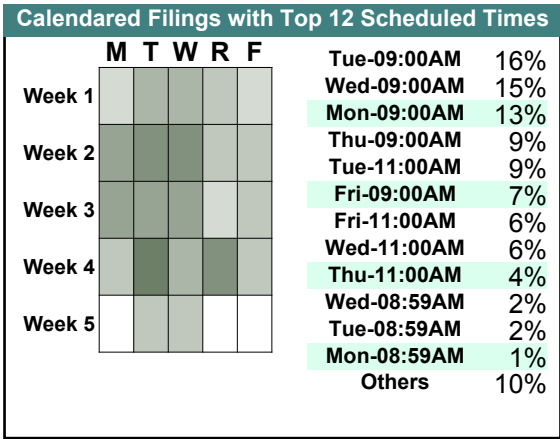


CASELOAD STATISTICS OF THE GENERAL DISTRICT COURTS

May 2017

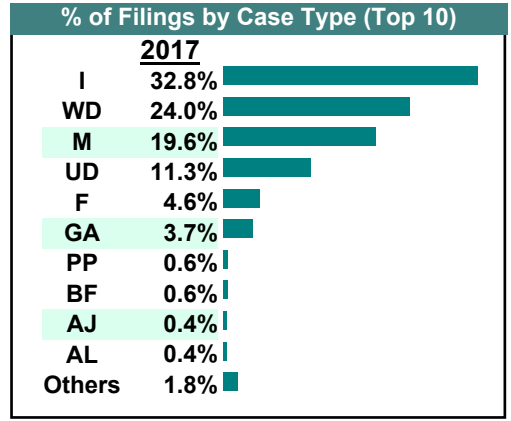
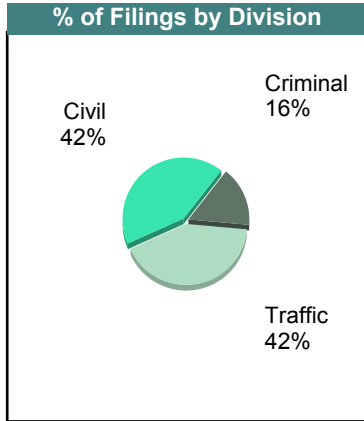
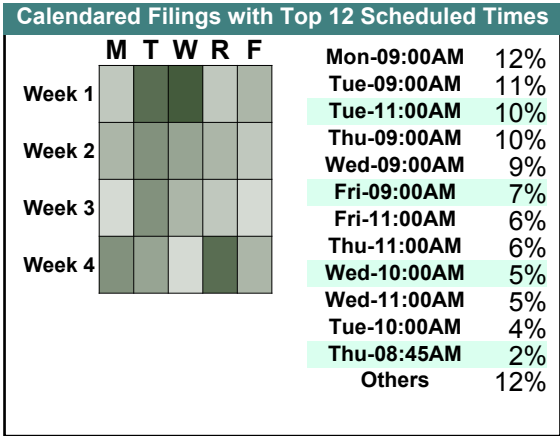
District: 4

		<u>Filings</u>	<u>Hearings</u>	<u>Transactions</u>	<u>Concluded</u>	<u>Cont</u>
<u>Criminal</u>						
Capias	CA	6	13	13	7	6
Civil Violation	CV	11	31	31	7	24
Felony	F	368	986	1,105	275	830
Misdemeanor	M	732	1,595	1,616	607	1,009
Show Cause	SC	6	9	9	8	1
Criminal Total		1,123	2,634	2,774	904	1,870
<u>Traffic</u>						
Capias	CA	3	4	4	0	4
Civil Violation	CV	1	2	2	1	1
Felony	F	10	27	28	9	19
Infraction	I	2,399	1,961	2,872	2,353	519
Misdemeanor	M	615	1,113	1,113	483	630
Other	O	13	14	14	14	-
Restricted O/L	RL	22	23	23	21	2
Show Cause	SC	4	6	6	2	4
Traffic Total		3,067	3,150	4,062	2,883	1,179
<u>Civil</u>						
Abstract	AJ	27	0	27	27	-
Admin License	AL	35	0	35	35	-
Bond Forfeiture	BF	20	9	20	11	9
Counter Claim	CC	4	3	5	2	3
Detinue	DT	35	30	51	32	19
Garnishment	GA	251	59	294	235	59
Impoundment	IM	3	0	3	3	-
Interrogatory	IN	1	1	2	1	1
Motion for Judgment	MJ	38	31	39	28	11
Overweight	OC	1	1	1	0	1
Other	OT	10	6	11	5	6
Protective Order	PO	10	0	10	10	-
Prelim Prot Order	PP	46	38	95	57	38
Show Cause	SC	1	0	1	1	-
Tenants Assertion	TA	4	3	5	2	3
Third Party Claim	TH	0	1	1	0	1
Unlawful Detainer	UD	1,021	607	1,097	970	127
Warrant in Debt	WD	1,653	1,375	1,890	1,447	443
Civil Total		3,160	2,164	3,587	2,866	721
Norfolk Totals		7,350	7,948	10,423	6,653	3,770



April 2017

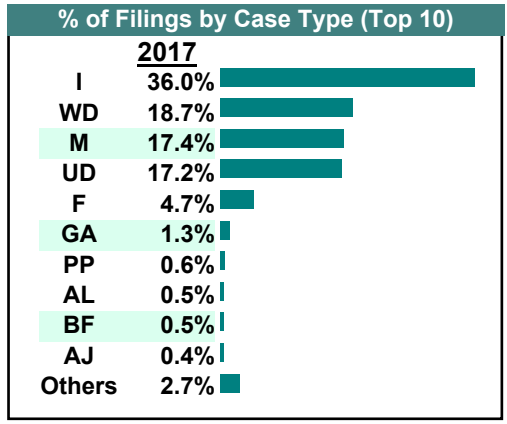
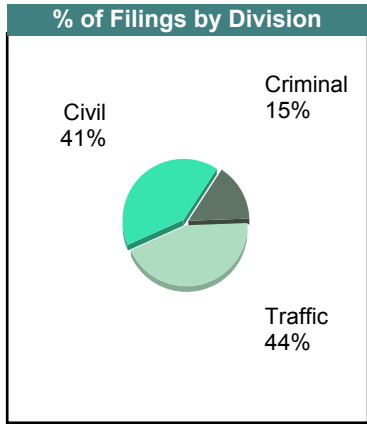
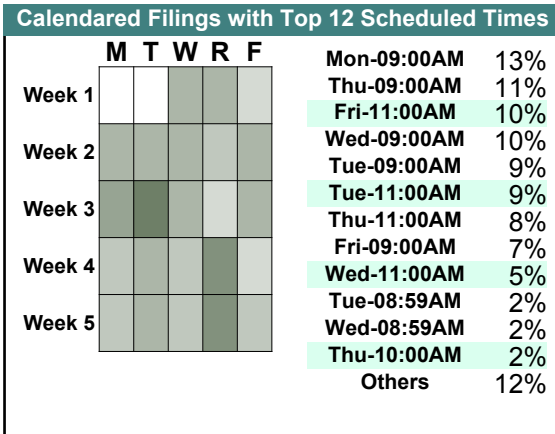
		Filings	Hearings	Transactions	Concluded	Cont
<u>Criminal</u>						
Capias	CA	9	16	16	6	10
Civil Violation	CV	5	17	17	3	14
Felony	F	325	796	877	213	664
Misdemeanor	M	783	1,487	1,508	555	953
Show Cause	SC	7	8	8	5	3
Criminal Total		1,129	2,324	2,426	782	1,644
<u>Traffic</u>						
Capias	CA	2	3	3	1	2
Felony	F	6	12	12	2	10
Infraction	I	2,337	1,747	2,628	2,114	514
Misdemeanor	M	613	919	919	342	577
Other	O	21	23	24	23	1
Restricted O/L	RL	12	13	13	12	1
Show Cause	SC	2	2	2	1	1
Traffic Total		2,993	2,719	3,601	2,495	1,106
<u>Civil</u>						
Abstract	AJ	32	0	32	32	-
Admin License	AL	30	0	30	30	-
Bond Forfeiture	BF	42	12	42	30	12
Counter Claim	CC	1	1	1	0	1
Detinue	DT	28	17	32	20	12
Garnishment	GA	265	46	268	222	40
Impoundment	IM	6	0	6	6	-
Interrogatory	IN	2	1	6	5	1
Motion for Judgment	MJ	14	12	14	8	6
Other	OT	2	1	3	2	1
Protective Order	PO	19	0	19	19	-
Prelim Prot Order	PP	43	41	84	43	41
Tenants Assertion	TA	0	0	1	1	-
Third Party Claim	TH	0	1	1	0	1
Unlawful Detainer	UD	805	469	857	798	59
Warrant in Debt	WD	1,712	1,368	1,865	1,446	419
Civil Total		3,001	1,969	3,261	2,662	593
Norfolk Totals		7,123	7,012	9,288	5,939	3,343



CASELOAD STATISTICS OF THE GENERAL DISTRICT COURTS

March 2017

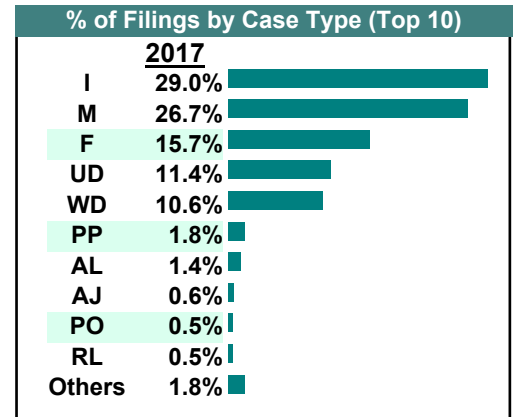
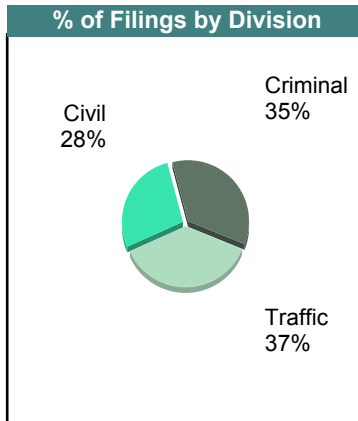
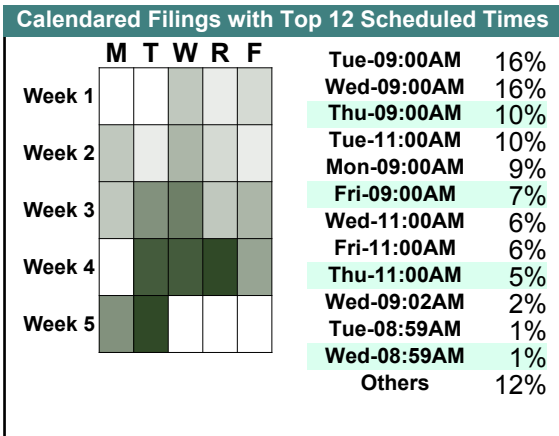
		Filings	Hearings	Transactions	Concluded	Cont
<u>Criminal</u>						
Capias	CA	6	9	9	2	7
Civil Violation	CV	16	18	19	1	18
Felony	F	345	725	773	133	640
Misdemeanor	M	764	1,299	1,317	368	949
Show Cause	SC	10	11	11	9	2
Criminal Total		1,141	2,062	2,129	513	1,616
<u>Traffic</u>						
Felony	F	9	19	19	2	17
Infraction	I	2,727	1,828	2,866	2,487	379
Misdemeanor	M	553	687	687	282	405
Other	O	19	20	20	16	4
Restricted O/L	RL	23	23	23	23	-
Show Cause	SC	1	1	1	0	1
Traffic Total		3,332	2,578	3,616	2,810	806
<u>Civil</u>						
Abstract	AJ	34	0	34	34	-
Admin License	AL	37	0	37	37	-
Bond Forfeiture	BF	37	15	37	22	15
Counter Claim	CC	3	1	3	3	-
Detinue	DT	34	26	45	27	18
Garnishment	GA	101	19	101	82	19
Impoundment	IM	2	0	2	2	-
Interrogatory	IN	14	4	14	10	4
Motion for Judgment	MJ	31	16	31	24	7
Overweight	OC	1	0	1	1	-
Other	OT	31	22	31	9	22
Protective Order	PO	9	0	9	9	-
Prelim Prot Order	PP	48	35	61	26	35
Tenants Assertion	TA	3	1	3	2	1
Unlawful Detainer	UD	1,303	589	1,351	1,243	108
Warrant in Debt	WD	1,413	1,113	1,456	1,029	427
Civil Total		3,101	1,841	3,216	2,560	656
Norfolk Totals		7,574	6,481	8,961	5,883	3,078



CASELOAD STATISTICS OF THE GENERAL DISTRICT COURTS

February 2017

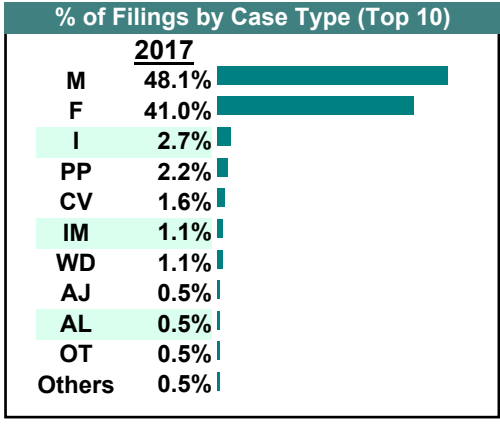
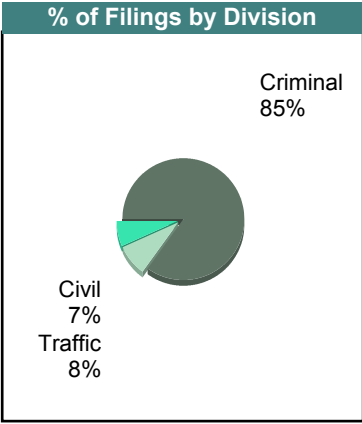
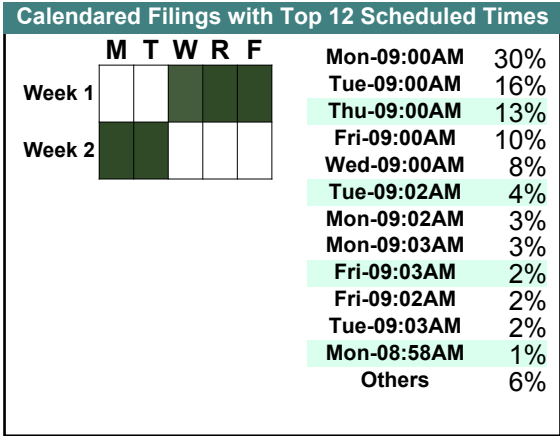
		<u>Filings</u>	<u>Hearings</u>	<u>Transactions</u>	<u>Concluded</u>	<u>Cont</u>
<u>Criminal</u>						
Civil Violation	CV	5	6	6	0	6
Felony	F	367	513	514	16	498
Misdemeanor	M	470	607	608	89	519
Show Cause	SC	4	4	4	4	-
Criminal Total		846	1,130	1,132	109	1,023
<u>Traffic</u>						
Civil Violation	CV	1	1	1	1	-
Felony	F	10	18	18	0	18
Infraction	I	694	481	703	568	135
Misdemeanor	M	171	190	190	44	146
Other	O	2	2	2	2	-
Restricted O/L	RL	11	11	11	11	-
Traffic Total		889	703	925	626	299
<u>Civil</u>						
Abstract	AJ	14	0	14	14	-
Admin License	AL	34	0	34	34	-
Bond Forfeiture	BF	2	0	2	2	-
Counter Claim	CC	3	2	3	2	1
Detinue	DT	7	4	7	3	4
Garnishment	GA	1	0	1	1	-
Impoundment	IM	7	0	7	7	-
Motion for Judgment	MJ	1	1	1	0	1
Other	OT	10	0	10	10	-
Protective Order	PO	12	0	12	12	-
Prelim Prot Order	PP	44	20	54	34	20
Third Party Claim	TH	1	1	1	0	1
Unlawful Detainer	UD	273	153	274	254	20
Warrant in Debt	WD	253	205	259	180	79
Civil Total		662	386	679	553	126
Norfolk Totals		2,397	2,219	2,736	1,288	1,448



CASELOAD STATISTICS OF THE GENERAL DISTRICT COURTS

January 2017

		<u>Filings</u>	<u>Hearings</u>	<u>Transactions</u>	<u>Concluded</u>	<u>Cont</u>
<u>Criminal</u>						
Civil Violation	CV	2	2	2	0	2
Felony	F	74	77	77	0	77
Misdemeanor	M	80	81	81	1	80
Criminal Total		156	160	160	1	159
<u>Traffic</u>						
Civil Violation	CV	1	1	1	0	1
Felony	F	1	1	1	0	1
Infraction	I	5	5	5	0	5
Misdemeanor	M	8	8	8	0	8
Traffic Total		15	15	15	0	15
<u>Civil</u>						
Abstract	AJ	1	0	1	1	-
Admin License	AL	1	0	1	1	-
Impoundment	IM	2	0	2	2	-
Other	OT	1	0	1	1	-
Protective Order	PO	1	0	1	1	-
Prelim Prot Order	PP	4	4	4	0	4
Warrant in Debt	WD	2	2	2	2	-
Civil Total		12	6	12	8	4
Norfolk Totals		183	181	187	9	178



CASELOAD STATISTICS OF THE GENERAL DISTRICT COURTS

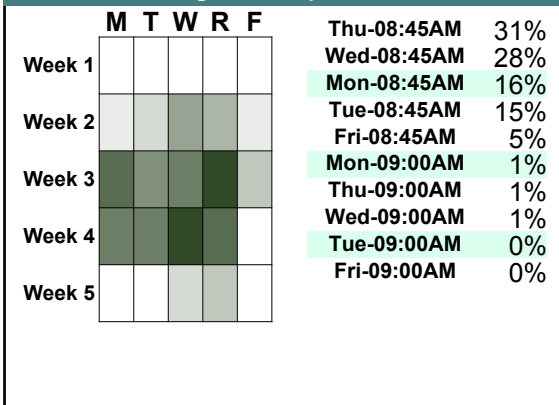
December 2017

Norfolk-Civil

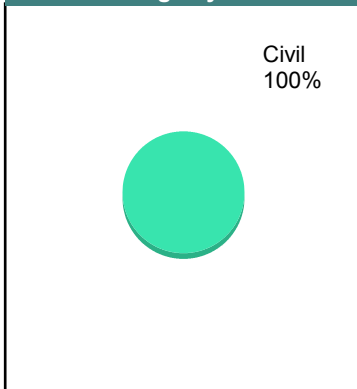
District: 4

		<u>Filings</u>	<u>Hearings</u>	<u>Transactions</u>	<u>Concluded</u>	<u>Cont</u>
<u>Civil</u>						
Capias	CA	1	0	1	1	-
Counter Claim	CC	0	1	1	1	-
Detinue	DT	0	1	2	1	1
Garnishment	GA	868	170	1,010	840	170
Interrogatory	IN	5	11	22	11	11
Show Cause	SC	24	8	30	27	3
Warrant in Debt	WD	0	9	13	4	9
Civil Total		898	200	1,079	885	194
Norfolk-Civil Totals		898	200	1,079	885	194

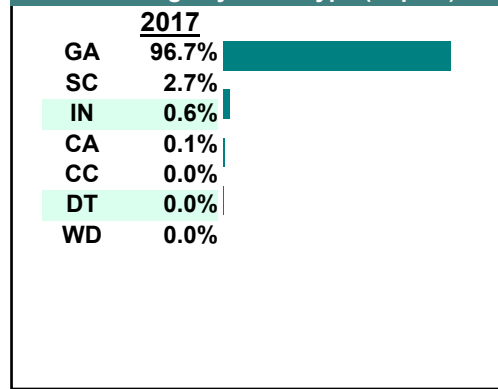
Calendared Filings with Top 12 Scheduled Times



% of Filings by Division



% of Filings by Case Type (Top 10)



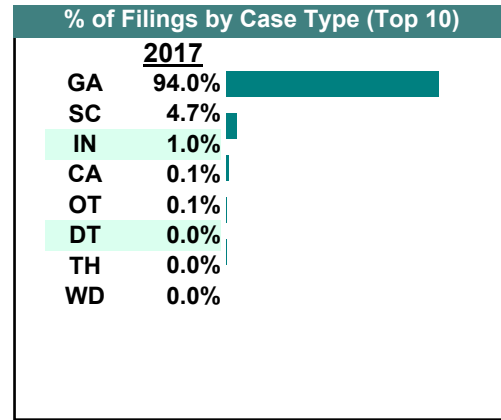
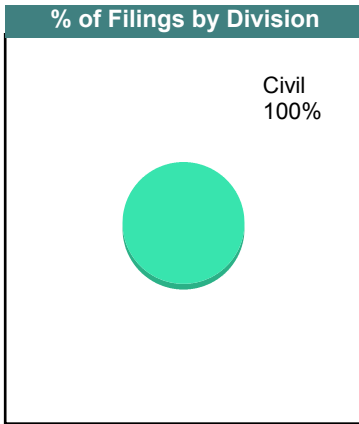
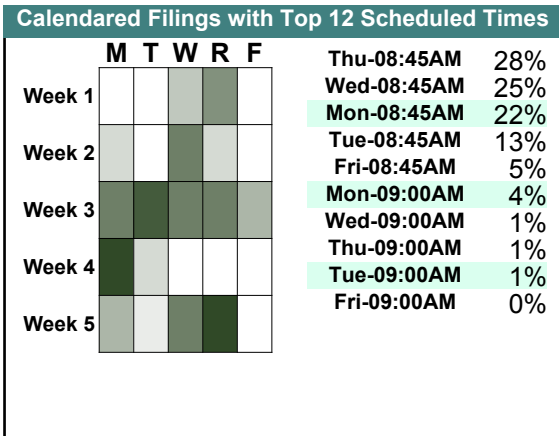
CASELOAD STATISTICS OF THE GENERAL DISTRICT COURTS

November 2017

Norfolk-Civil

District: 4

		<u>Filings</u>	<u>Hearings</u>	<u>Transactions</u>	<u>Concluded</u>	<u>Cont</u>
<u>Civil</u>						
Capias	CA	1	0	1	1	-
Detinue	DT	0	1	2	1	1
Garnishment	GA	814	189	993	804	189
Interrogatory	IN	9	16	25	9	16
Other	OT	1	1	2	1	1
Show Cause	SC	41	13	43	39	4
Third Party Claim	TH	0	0	1	1	-
Warrant in Debt	WD	0	16	21	11	10
Civil Total		866	236	1,088	867	221
Norfolk-Civil Totals		866	236	1,088	867	221



CASELOAD STATISTICS OF THE GENERAL DISTRICT COURTS

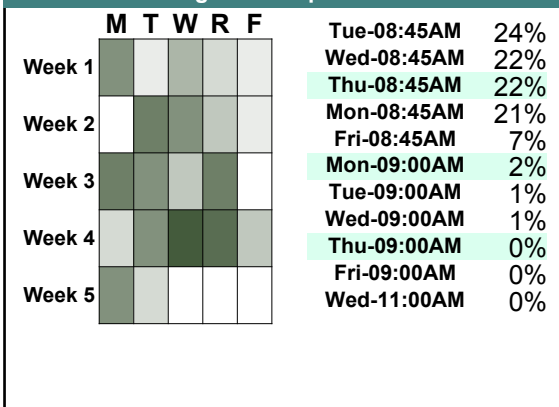
October 2017

Norfolk-Civil

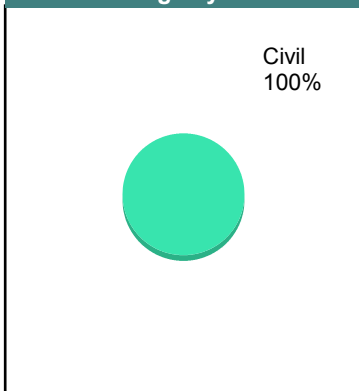
District: 4

		<u>Filings</u>	<u>Hearings</u>	<u>Transactions</u>	<u>Concluded</u>	<u>Cont</u>
<u>Civil</u>						
Capias	CA	1	0	1	1	-
Detinue	DT	0	2	2	0	2
Garnishment	GA	785	187	1,019	832	187
Interrogatory	IN	0	6	9	3	6
Show Cause	SC	27	10	31	29	2
Third Party Claim	TH	0	0	1	1	-
Warrant in Debt	WD	0	19	25	16	9
Civil Total		813	224	1,088	882	206
Norfolk-Civil Totals		813	224	1,088	882	206

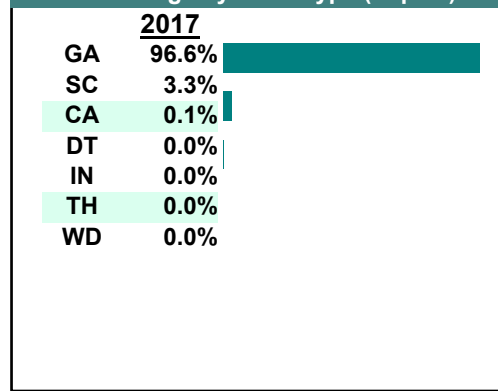
Calendared Filings with Top 12 Scheduled Times



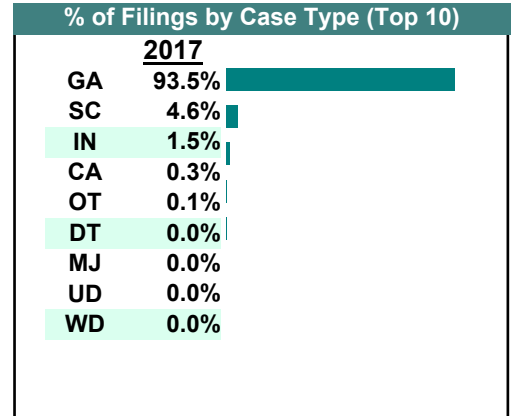
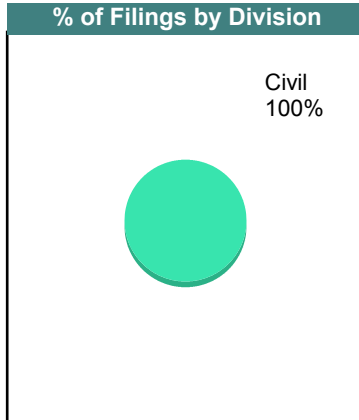
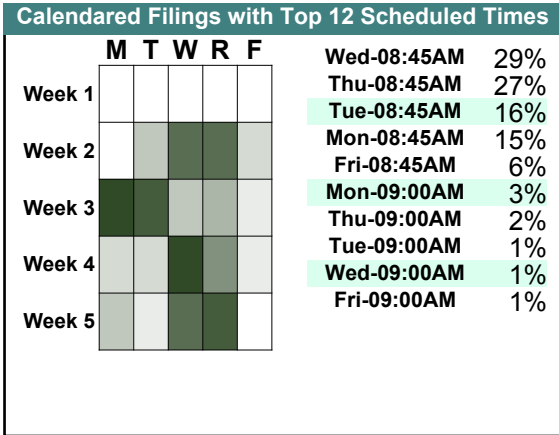
% of Filings by Division



% of Filings by Case Type (Top 10)

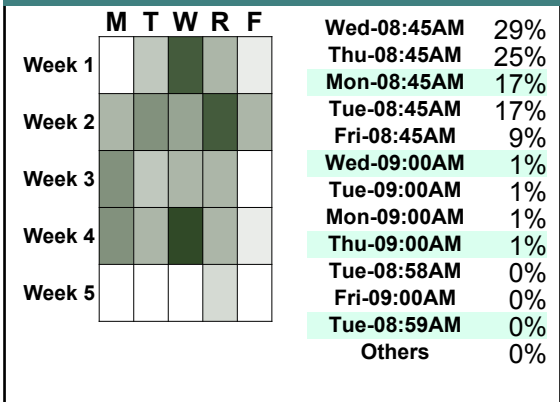


		<u>Filings</u>	<u>Hearings</u>	<u>Transactions</u>	<u>Concluded</u>	<u>Cont</u>
Civil						
Capias	CA	3	0	4	4	-
Detinue	DT	0	1	2	1	1
Garnishment	GA	875	231	1,148	917	231
Interrogatory	IN	14	19	38	19	19
Motion for Judgment	MJ	0	0	1	1	-
Other	OT	1	1	2	1	1
Show Cause	SC	43	18	55	47	8
Unlawful Detainer	UD	0	1	1	1	-
Warrant in Debt	WD	0	33	41	22	19
Civil Total		936	304	1,292	1,013	279
Norfolk-Civil Totals		936	304	1,292	1,013	279

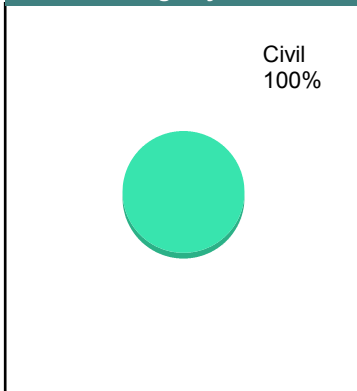


		Filings	Hearings	Transactions	Concluded	Cont
Civil						
Bond Forfeiture	BF	0	1	2	2	-
Capias	CA	2	1	2	1	1
Counter Claim	CC	0	0	1	1	-
Detinue	DT	0	1	3	2	1
Garnishment	GA	1,091	262	1,298	1,036	261
Interrogatory	IN	7	15	27	12	15
Other	OT	2	0	2	2	-
Show Cause	SC	21	9	27	20	7
Third Party Claim	TH	0	1	2	1	1
Unlawful Detainer	UD	0	4	5	4	1
Warrant in Debt	WD	0	32	57	40	17
Civil Total		1,123	326	1,426	1,121	304
Norfolk-Civil Totals		1,123	326	1,426	1,121	304

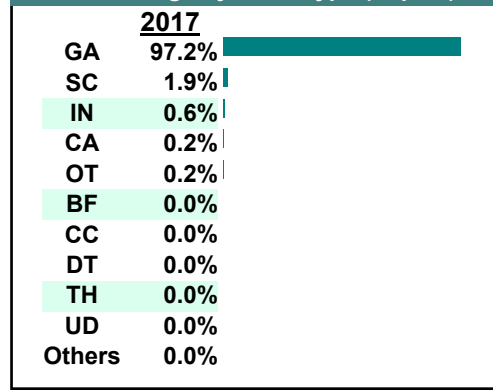
Calendared Filings with Top 12 Scheduled Times



% of Filings by Division

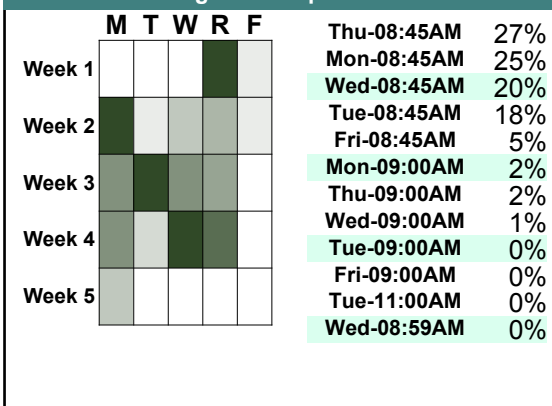


% of Filings by Case Type (Top 10)

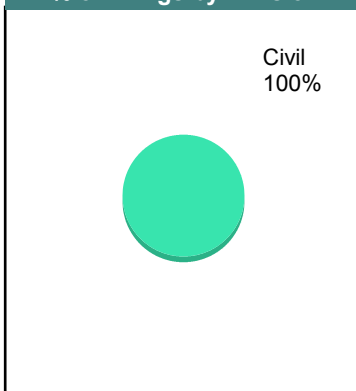


		Filings	Hearings	Transactions	Concluded	Cont
Civil						
Bond Forfeiture	BF	0	1	5	5	-
Capias	CA	2	0	2	2	-
Counter Claim	CC	1	1	2	1	1
Detinue	DT	0	2	3	1	2
Garnishment	GA	977	225	1,265	1,040	224
Interrogatory	IN	12	17	36	19	17
Motion for Judgment	MJ	0	0	1	1	-
Other	OT	1	0	1	1	-
Show Cause	SC	30	12	41	36	5
Third Party Claim	TH	0	1	1	0	1
Unlawful Detainer	UD	0	5	9	7	2
Warrant in Debt	WD	0	61	82	48	34
Civil Total		1,023	325	1,448	1,161	286
Norfolk-Civil Totals		1,023	325	1,448	1,161	286

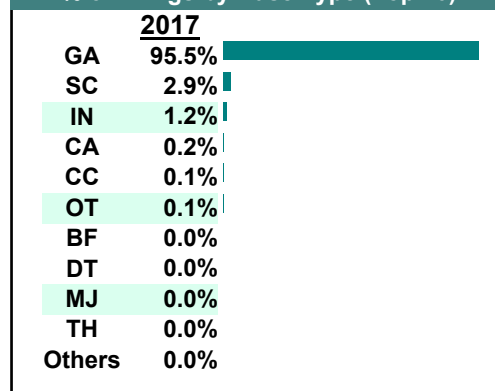
Calendared Filings with Top 12 Scheduled Times



% of Filings by Division



% of Filings by Case Type (Top 10)



CASELOAD STATISTICS OF THE GENERAL DISTRICT COURTS

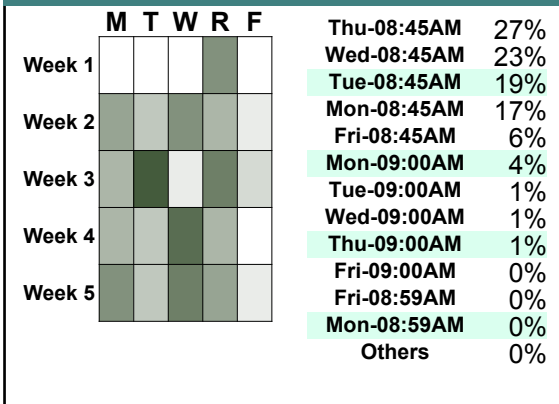
June 2017

Norfolk-Civil

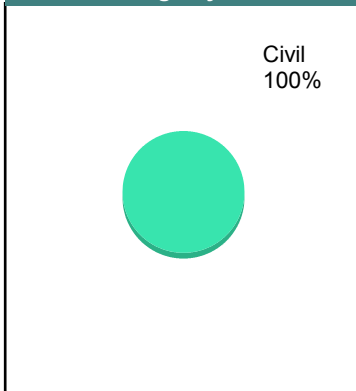
District: 4

		<u>Filings</u>	<u>Hearings</u>	<u>Transactions</u>	<u>Concluded</u>	<u>Cont</u>
Civil						
Bond Forfeiture	BF	0	17	27	26	1
Capias	CA	1	0	1	1	-
Detinue	DT	0	2	2	0	2
Garnishment	GA	1,323	353	1,700	1,347	350
Interrogatory	IN	20	29	48	19	29
Motion for Judgment	MJ	0	1	1	1	-
Other	OT	0	1	4	4	-
Show Cause	SC	96	32	106	89	16
Third Party Claim	TH	0	1	2	1	1
Unlawful Detainer	UD	0	8	13	12	1
Warrant in Debt	WD	0	95	149	102	47
Civil Total		1,440	539	2,053	1,602	447
Norfolk-Civil Totals		1,440	539	2,053	1,602	447

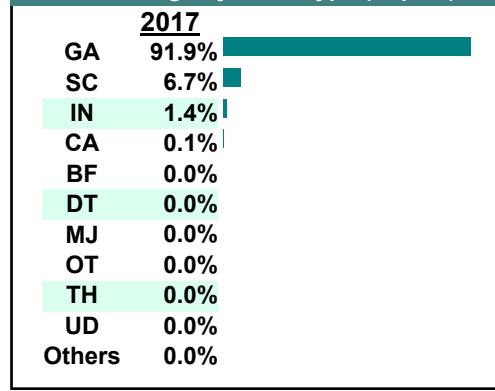
Calendared Filings with Top 12 Scheduled Times



% of Filings by Division

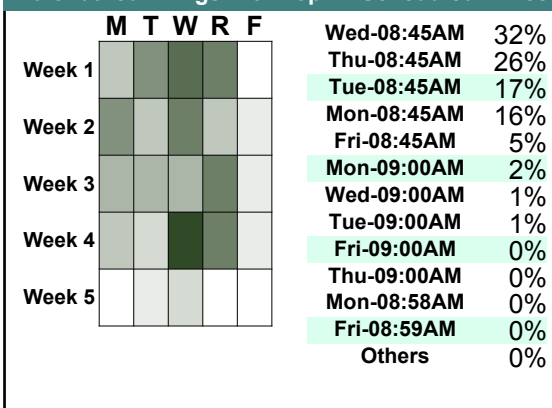


% of Filings by Case Type (Top 10)

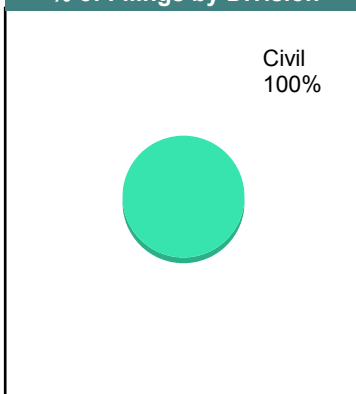


		<u>Filings</u>	<u>Hearings</u>	<u>Transactions</u>	<u>Concluded</u>	<u>Cont</u>
Civil						
Bond Forfeiture	BF	0	6	14	13	1
Capias	CA	2	0	2	2	-
Counter Claim	CC	0	2	5	4	1
Detinue	DT	0	3	5	2	3
Garnishment	GA	1,428	317	1,721	1,404	311
Interrogatory	IN	11	22	36	14	22
Motion for Judgment	MJ	0	4	7	5	2
Other	OT	4	2	5	3	2
Protective Order	PO	0	0	1	1	-
Prelim Prot Order	PP	0	0	3	3	-
Show Cause	SC	49	12	54	47	7
Tenants Assertion	TA	0	0	1	1	-
Third Party Claim	TH	0	3	3	0	3
Unlawful Detainer	UD	0	28	50	43	7
Warrant in Debt	WD	0	204	308	211	96
Civil Total		1,494	603	2,215	1,753	455
Norfolk-Civil Totals		1,494	603	2,215	1,753	455

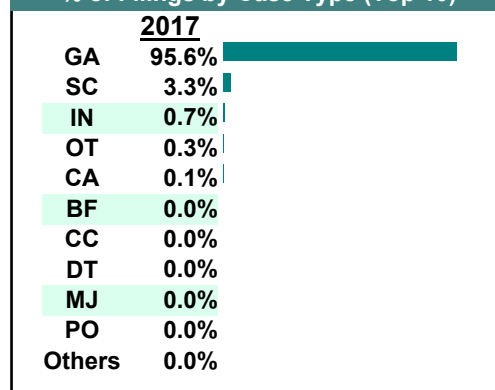
Calendared Filings with Top 12 Scheduled Times



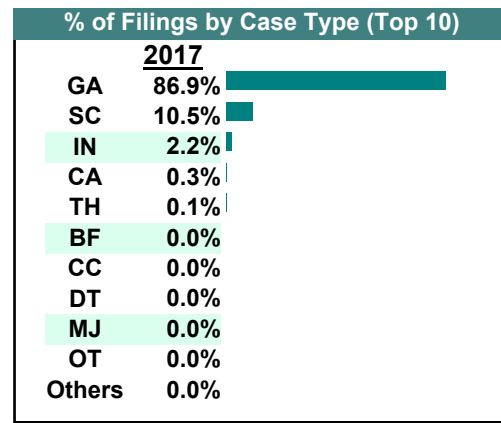
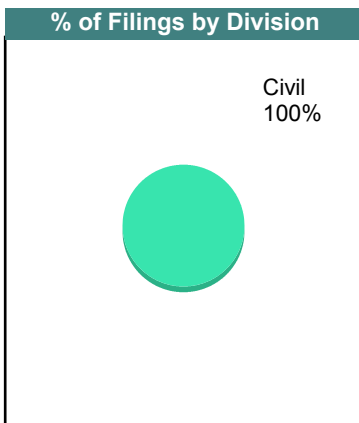
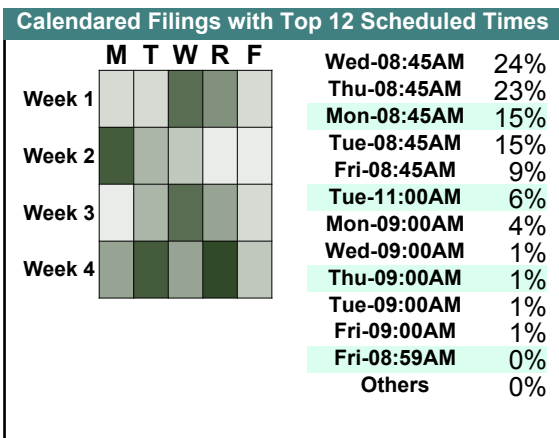
% of Filings by Division



% of Filings by Case Type (Top 10)



		Filings	Hearings	Transactions	Concluded	Cont
Civil						
Bond Forfeiture	BF	0	8	14	14	-
Capias	CA	4	0	4	4	-
Counter Claim	CC	0	2	3	1	2
Detinue	DT	0	7	11	4	7
Garnishment	GA	1,005	264	1,394	1,130	260
Interrogatory	IN	25	24	160	136	24
Motion for Judgment	MJ	0	9	12	10	2
Other	OT	0	0	6	6	-
Show Cause	SC	121	13	127	123	4
Third Party Claim	TH	1	2	2	0	2
Unlawful Detainer	UD	0	47	76	61	15
Warrant in Debt	WD	0	255	361	261	100
Civil Total		1,156	631	2,170	1,750	416
Norfolk-Civil Totals		1,156	631	2,170	1,750	416



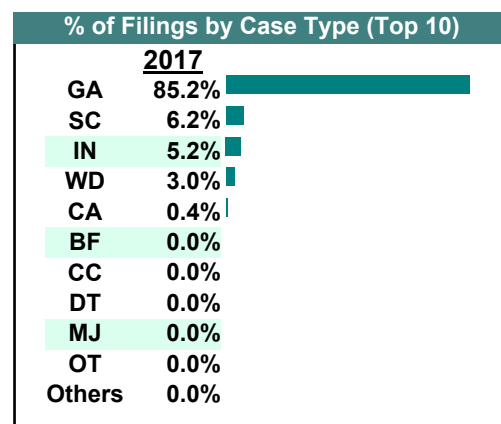
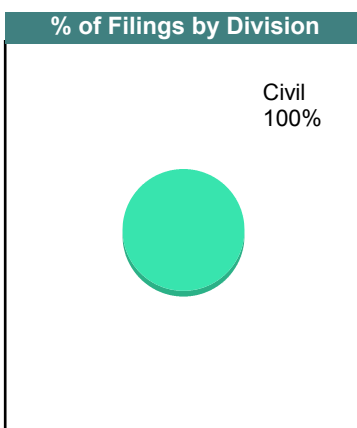
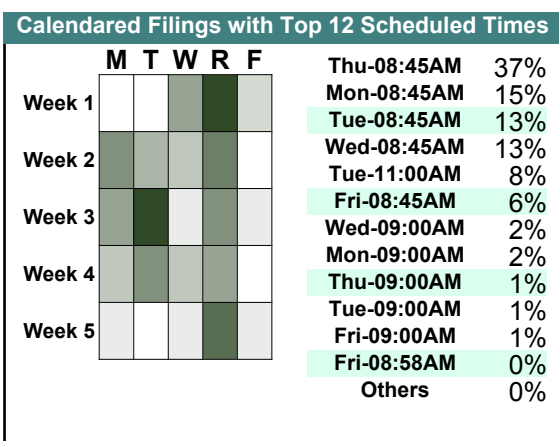
CASELOAD STATISTICS OF THE GENERAL DISTRICT COURTS

March 2017

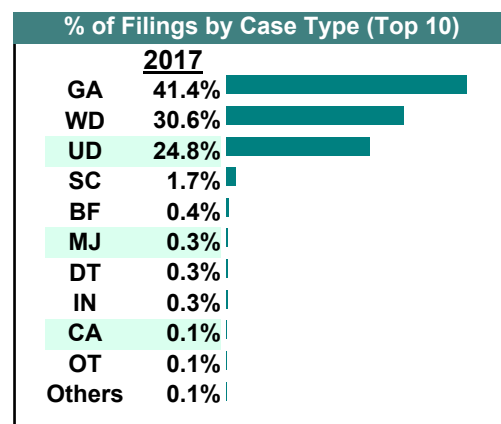
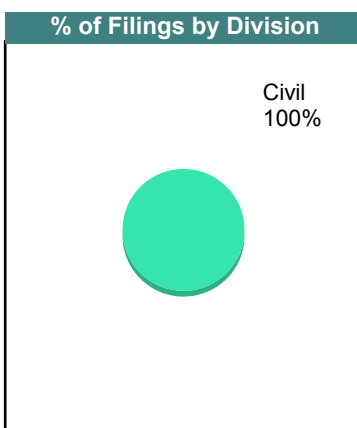
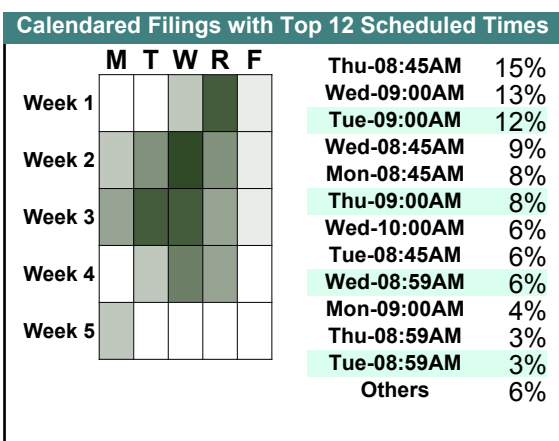
Norfolk-Civil

District: 4

		<u>Filings</u>	<u>Hearings</u>	<u>Transactions</u>	<u>Concluded</u>	<u>Cont</u>
<u>Civil</u>						
Bond Forfeiture	BF	0	14	34	31	3
Capias	CA	8	0	10	10	-
Counter Claim	CC	0	1	5	4	1
Detinue	DT	0	9	15	7	8
Garnishment	GA	1,860	427	2,224	1,797	423
Interrogatory	IN	114	108	265	157	108
Motion for Judgment	MJ	0	7	10	6	4
Other	OT	0	3	16	13	3
Prelim Prot Order	PP	0	0	1	1	-
Show Cause	SC	136	22	146	133	13
Tenants Assertion	TA	0	0	1	1	-
Third Party Claim	TH	0	1	1	0	1
Unlawful Detainer	UD	0	61	90	54	36
Warrant in Debt	WD	66	425	622	435	187
Civil Total		2,184	1,078	3,440	2,649	787
Norfolk-Civil Totals		2,184	1,078	3,440	2,649	787

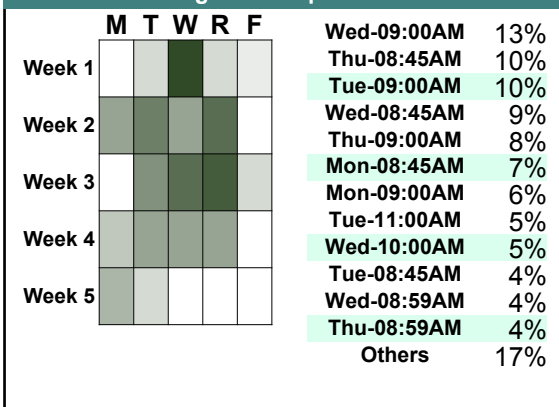


		<u>Filings</u>	<u>Hearings</u>	<u>Transactions</u>	<u>Concluded</u>	<u>Cont</u>
Civil						
Bond Forfeiture	BF	15	15	32	25	7
Capias	CA	4	1	5	4	1
Counter Claim	CC	2	6	9	4	5
Detinue	DT	12	20	26	11	15
Garnishment	GA	1,650	328	2,015	1,687	328
Interrogatory	IN	11	50	97	47	50
Motion for Judgment	MJ	13	23	29	19	10
Other	OT	3	8	13	7	6
Prelim Prot Order	PP	0	0	7	7	-
Show Cause	SC	68	8	75	71	4
Tenants Assertion	TA	0	0	1	1	-
Third Party Claim	TH	0	1	1	0	1
Unlawful Detainer	UD	987	601	1,097	987	110
Warrant in Debt	WD	1,222	1,370	1,807	1,321	486
Civil Total		3,987	2,431	5,214	4,191	1,023
Norfolk-Civil Totals		3,987	2,431	5,214	4,191	1,023

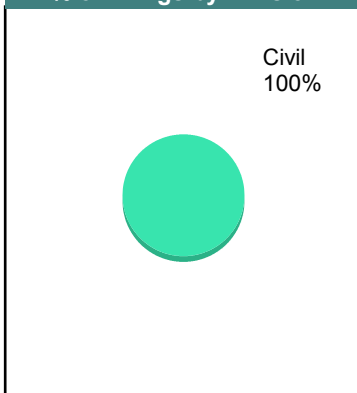


		<u>Filings</u>	<u>Hearings</u>	<u>Transactions</u>	<u>Concluded</u>	<u>Cont</u>
Civil						
Abstract	AJ	35	0	35	35	-
Admin License	AL	31	0	31	31	-
Bond Forfeiture	BF	35	58	85	37	48
Capias	CA	5	3	7	4	3
Counter Claim	CC	4	6	10	6	4
Custody Relief	CR	1	0	1	1	-
Detinue	DT	20	31	45	23	22
Garnishment	GA	1,720	711	2,462	1,751	711
Impoundment	IM	2	0	2	2	-
Interrogatory	IN	219	250	449	199	250
Motion for Judgment	MJ	15	20	28	19	9
Other	OT	3	6	33	27	6
Protective Order	PO	3	0	3	3	-
Prelim Prot Order	PP	28	13	41	28	13
Show Cause	SC	121	84	195	120	75
Tenants Assertion	TA	1	3	4	2	2
Third Party Claim	TH	0	1	1	0	1
Unlawful Detainer	UD	1,389	1,214	1,880	1,383	497
Warrant in Debt	WD	1,763	1,957	2,517	1,800	717
Civil Total		5,395	4,357	7,829	5,471	2,358
Norfolk-Civil Totals		5,395	4,357	7,829	5,471	2,358

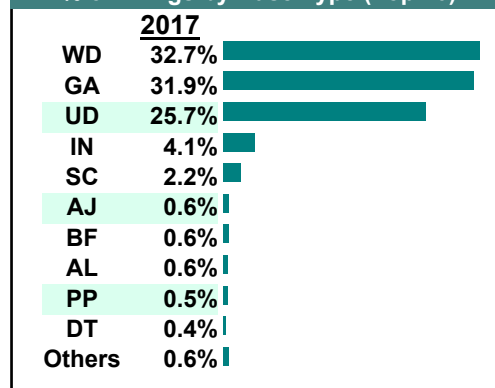
Calendared Filings with Top 12 Scheduled Times



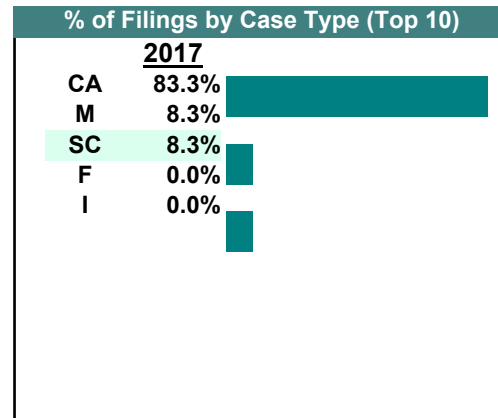
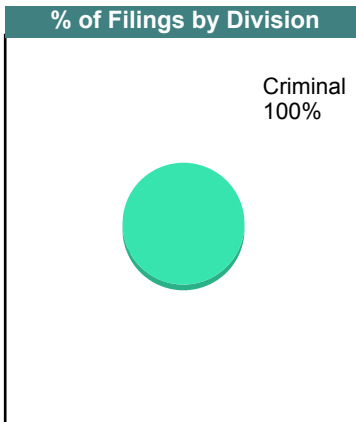
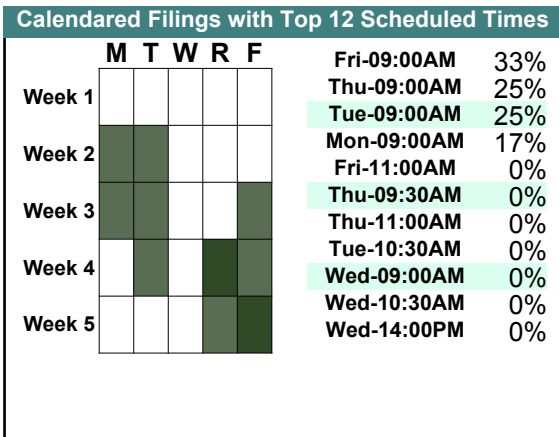
% of Filings by Division



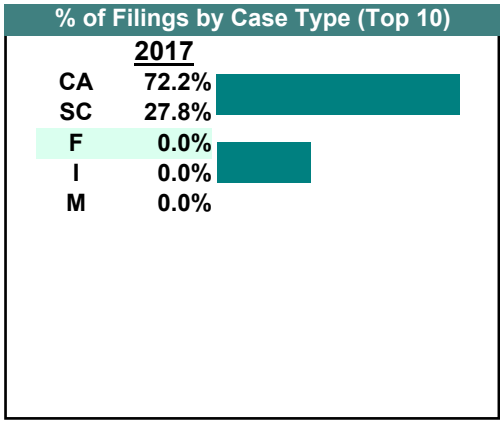
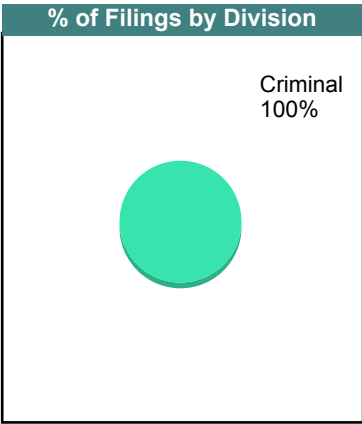
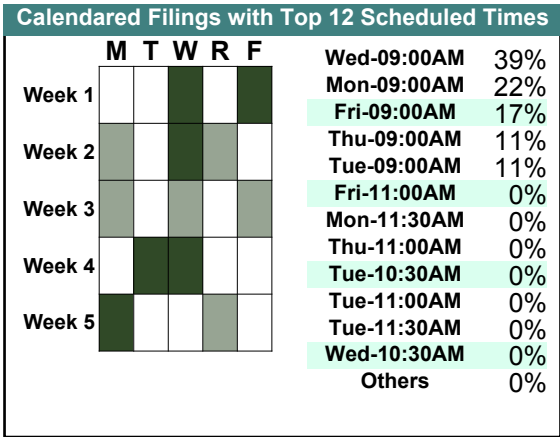
% of Filings by Case Type (Top 10)



		Filings	Hearings	Transactions	Concluded	Cont
<u>Criminal</u>						
Capias	CA	10	35	35	13	22
Felony	F	0	5	5	1	4
Misdemeanor	M	1	50	50	14	36
Show Cause	SC	1	4	4	3	1
Criminal Total		12	94	94	31	63
<u>Traffic</u>						
Infraction	I	0	1	1	1	-
Traffic Total		0	1	1	1	0
Norfolk-Criminal Totals		12	95	95	32	63

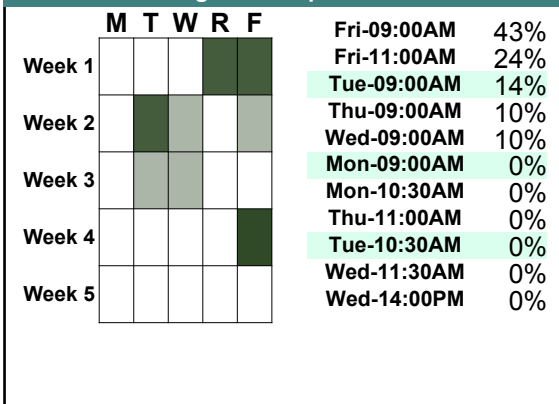


		<u>Filings</u>	<u>Hearings</u>	<u>Transactions</u>	<u>Concluded</u>	<u>Cont</u>
<u>Criminal</u>						
Capias	CA	13	45	45	20	25
Felony	F	0	15	20	12	8
Misdemeanor	M	0	59	59	29	30
Show Cause	SC	5	11	11	4	7
Criminal Total		18	130	135	65	70
<u>Traffic</u>						
Infraction	I	0	1	1	0	1
Traffic Total		0	1	1	0	1
Norfolk-Criminal Totals		18	131	136	65	71

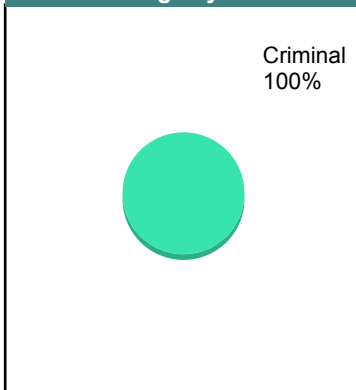


		<u>Filings</u>	<u>Hearings</u>	<u>Transactions</u>	<u>Concluded</u>	<u>Cont</u>
<u>Criminal</u>						
Capias	CA	12	46	46	16	30
Felony	F	0	7	8	1	7
Misdemeanor	M	0	71	71	37	34
Show Cause	SC	9	9	9	3	6
Criminal Total		21	133	134	57	77
Norfolk-Criminal Totals		21	133	134	57	77

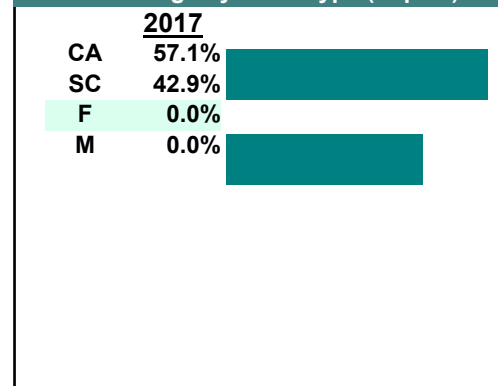
Calendared Filings with Top 12 Scheduled Times



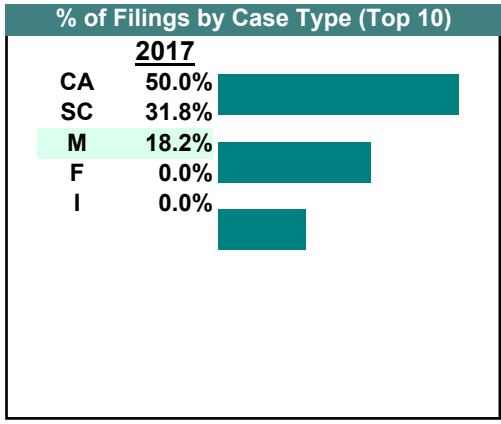
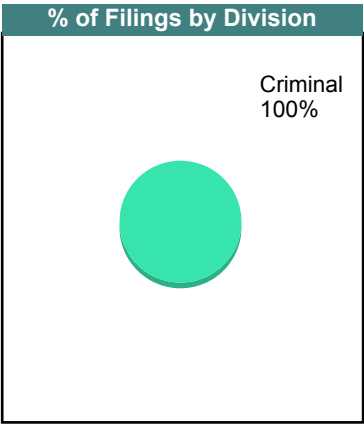
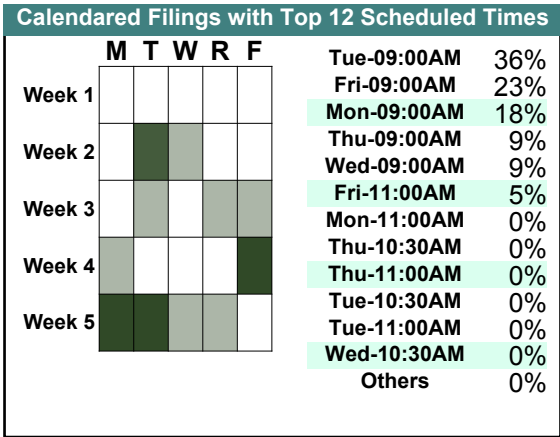
% of Filings by Division



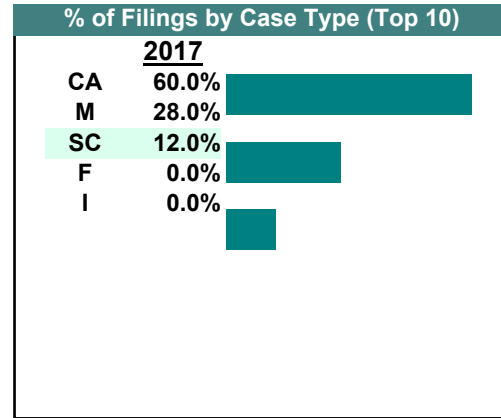
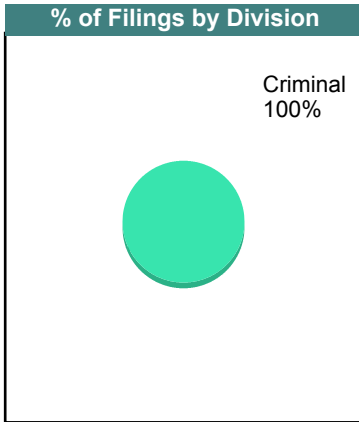
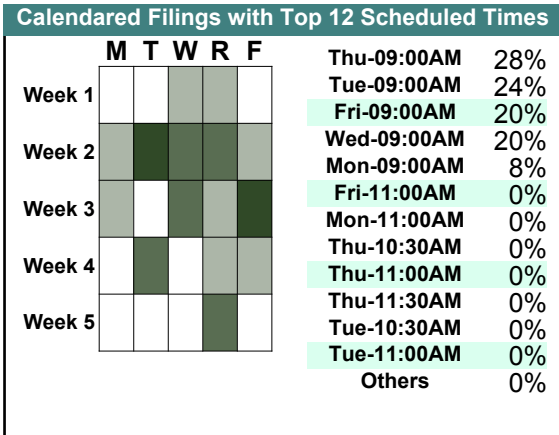
% of Filings by Case Type (Top 10)



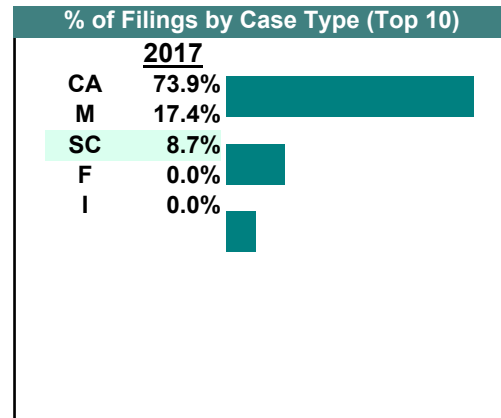
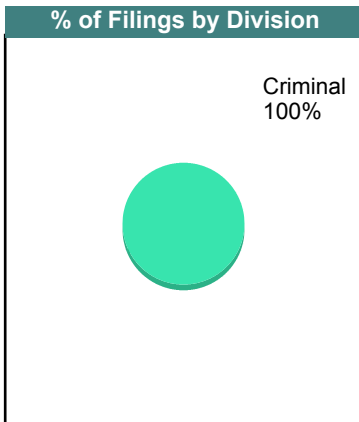
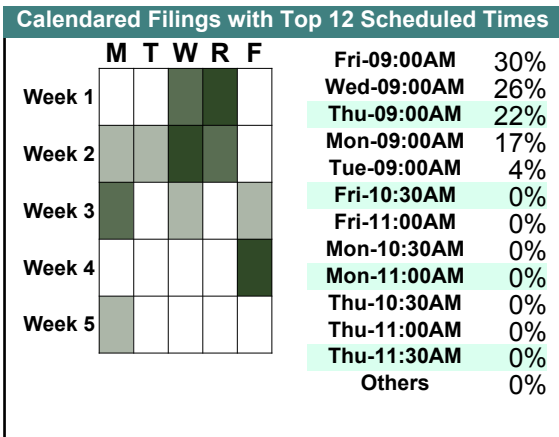
		<u>Filings</u>	<u>Hearings</u>	<u>Transactions</u>	<u>Concluded</u>	<u>Cont</u>
<u>Criminal</u>						
Capias	CA	11	36	36	16	20
Felony	F	0	20	20	4	16
Misdemeanor	M	4	120	120	69	51
Show Cause	SC	7	11	11	9	2
Criminal Total		22	187	187	98	89
<u>Traffic</u>						
Infraction	I	0	1	1	1	-
Traffic Total		0	1	1	1	0
Norfolk-Criminal Totals		22	188	188	99	89



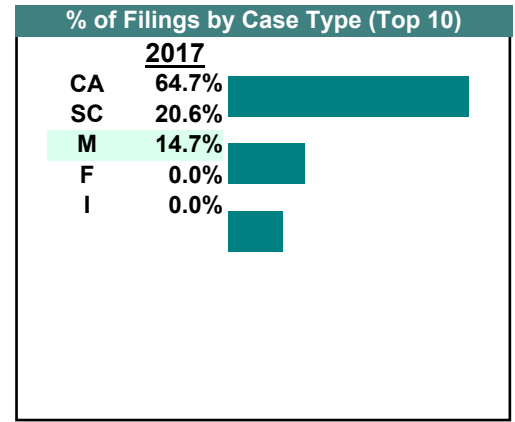
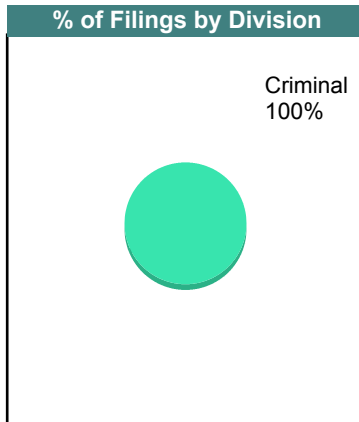
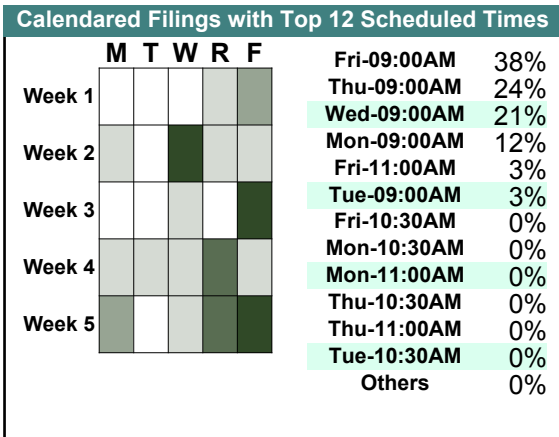
		<u>Filings</u>	<u>Hearings</u>	<u>Transactions</u>	<u>Concluded</u>	<u>Cont</u>
<u>Criminal</u>						
Capias	CA	15	56	56	27	29
Felony	F	0	11	23	21	2
Misdemeanor	M	7	138	138	53	85
Show Cause	SC	3	7	7	3	4
Criminal Total		25	212	224	104	120
<u>Traffic</u>						
Infraction	I	0	1	1	0	1
Traffic Total		0	1	1	0	1
Norfolk-Criminal Totals		25	213	225	104	121



		<u>Filings</u>	<u>Hearings</u>	<u>Transactions</u>	<u>Concluded</u>	<u>Cont</u>
<u>Criminal</u>						
Capias	CA	17	64	64	21	43
Felony	F	0	29	43	27	16
Misdemeanor	M	4	142	142	64	78
Show Cause	SC	2	9	9	9	-
Criminal Total		23	244	258	121	137
<u>Traffic</u>						
Infraction	I	0	1	1	0	1
Traffic Total		0	1	1	0	1
Norfolk-Criminal Totals		23	245	259	121	138

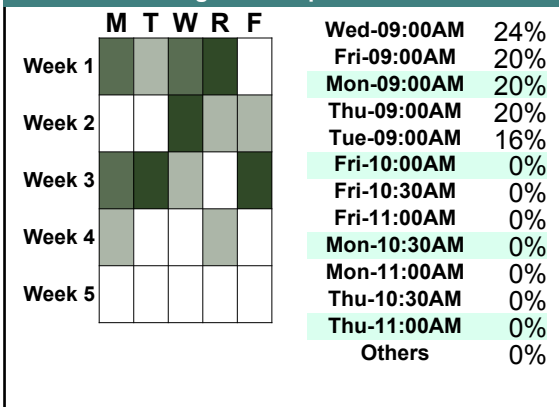


		<u>Filings</u>	<u>Hearings</u>	<u>Transactions</u>	<u>Concluded</u>	<u>Cont</u>
<u>Criminal</u>						
Capias	CA	22	75	75	26	49
Felony	F	0	76	83	32	51
Misdemeanor	M	5	233	233	109	124
Show Cause	SC	7	12	12	6	6
Criminal Total		34	396	403	173	230
<u>Traffic</u>						
Infraction	I	0	1	1	0	1
Misdemeanor	M	0	1	1	1	-
Traffic Total		0	2	2	1	1
Norfolk-Criminal Totals		34	398	405	174	231

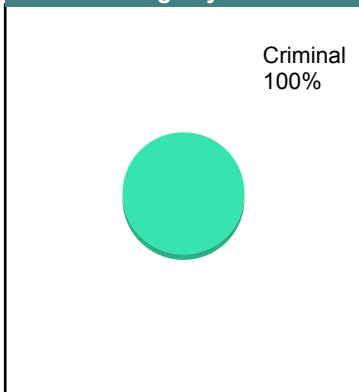


		<u>Filings</u>	<u>Hearings</u>	<u>Transactions</u>	<u>Concluded</u>	<u>Cont</u>
<u>Criminal</u>						
Capias	CA	13	56	56	20	36
Felony	F	1	96	106	48	58
Misdemeanor	M	4	348	348	193	155
Show Cause	SC	7	16	16	7	9
Criminal Total		25	516	526	268	258
Norfolk-Criminal Totals		25	516	526	268	258

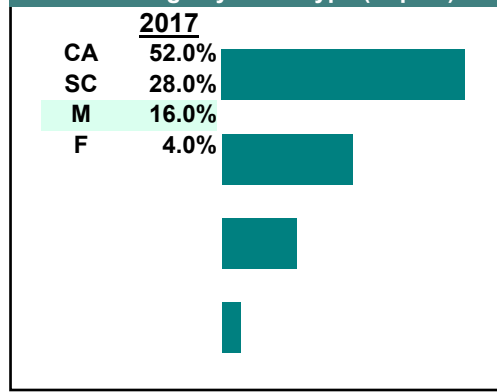
Calendar Filings with Top 12 Scheduled Times



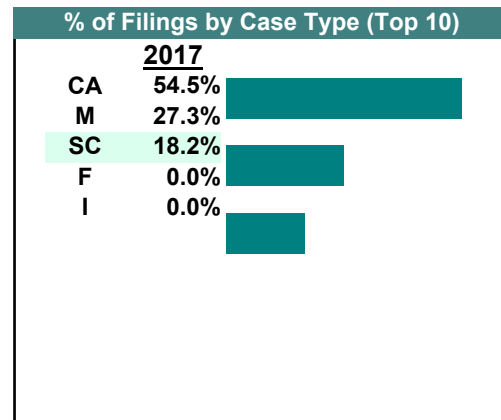
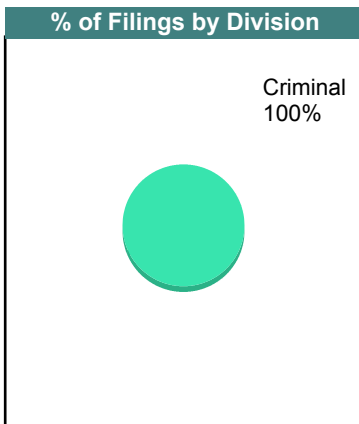
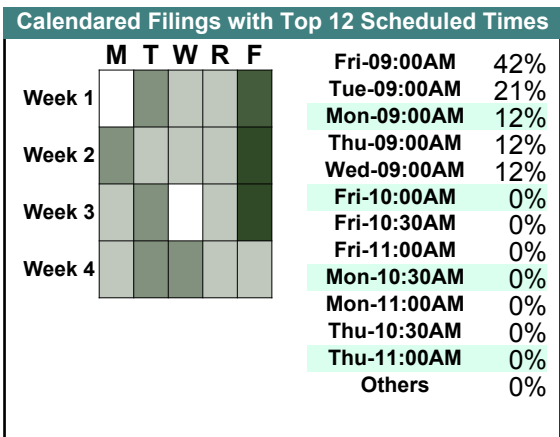
% of Filings by Division



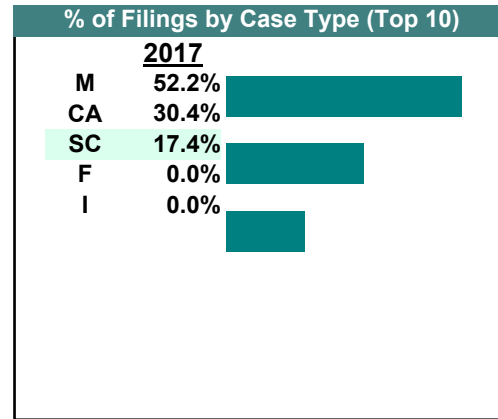
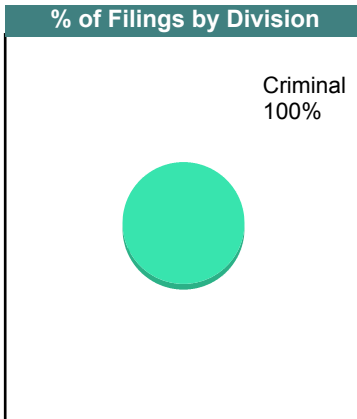
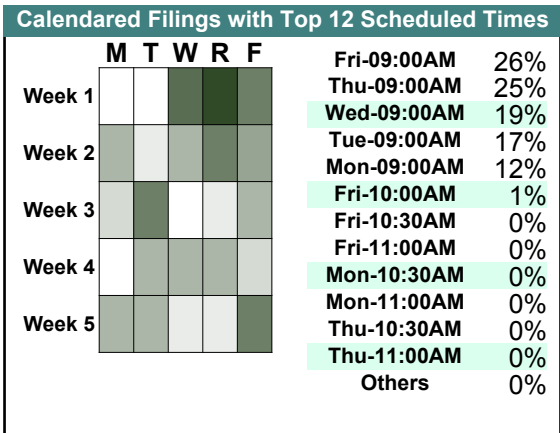
% of Filings by Case Type (Top 10)



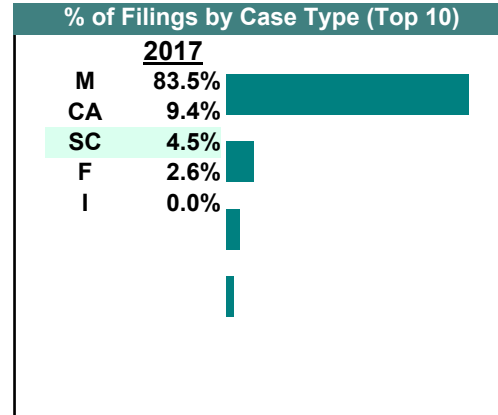
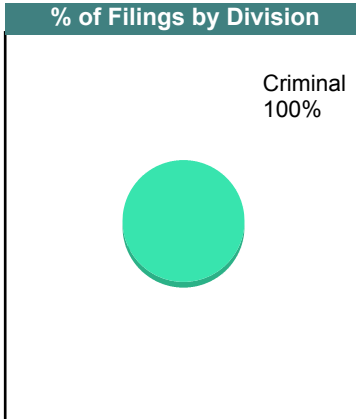
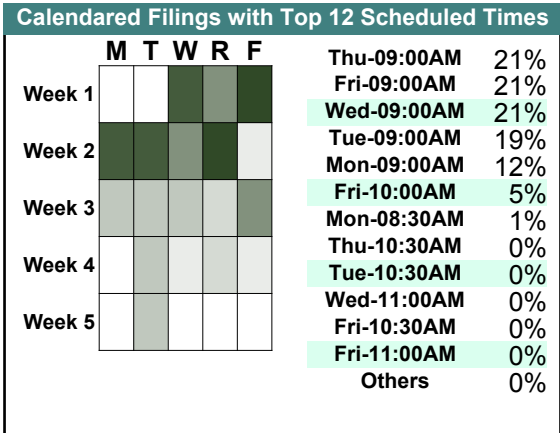
		<u>Filings</u>	<u>Hearings</u>	<u>Transactions</u>	<u>Concluded</u>	<u>Cont</u>
<u>Criminal</u>						
Capias	CA	18	57	57	24	33
Felony	F	0	146	171	99	72
Misdemeanor	M	9	389	389	182	207
Show Cause	SC	6	15	15	8	7
Criminal Total		33	607	632	313	319
<u>Traffic</u>						
Infraction	I	0	2	2	1	1
Misdemeanor	M	0	2	2	1	1
Traffic Total		0	4	4	2	2
Norfolk-Criminal Totals		33	611	636	315	321



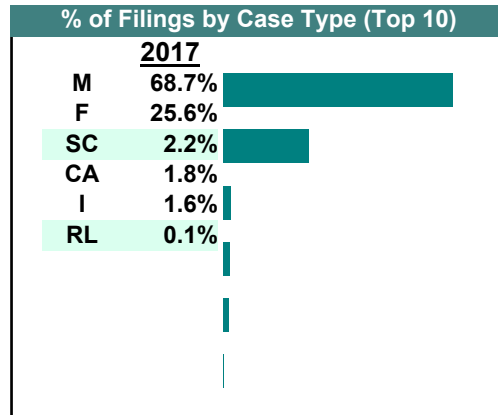
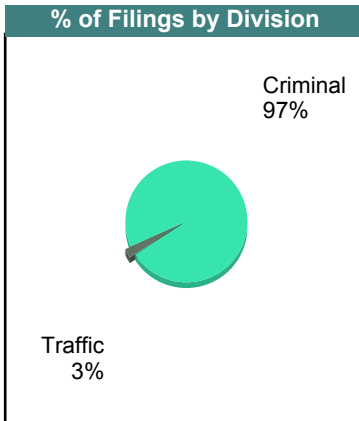
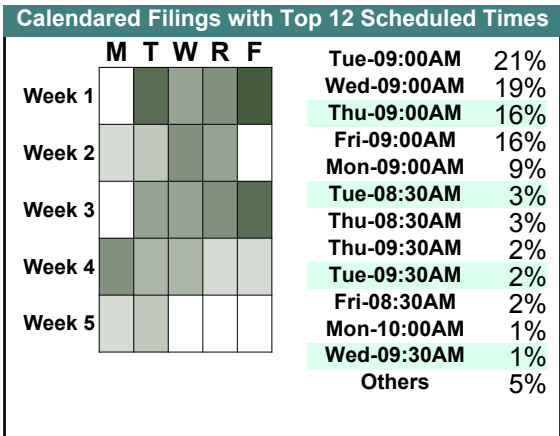
		<u>Filings</u>	<u>Hearings</u>	<u>Transactions</u>	<u>Concluded</u>	<u>Cont</u>
<u>Criminal</u>						
Capias	CA	21	63	63	21	42
Felony	F	0	275	351	215	136
Misdemeanor	M	36	748	754	400	354
Show Cause	SC	12	26	26	17	9
Criminal Total		69	1,112	1,194	653	541
<u>Traffic</u>						
Felony	F	0	3	5	5	-
Infraction	I	0	7	7	6	1
Misdemeanor	M	0	7	7	6	1
Traffic Total		0	17	19	17	2
Norfolk-Criminal Totals		69	1,129	1,213	670	543



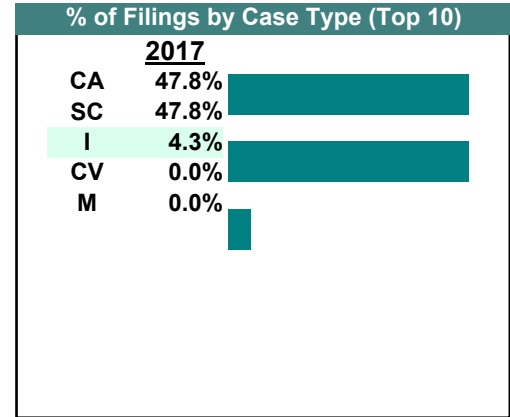
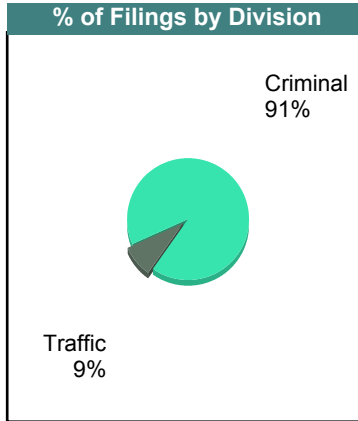
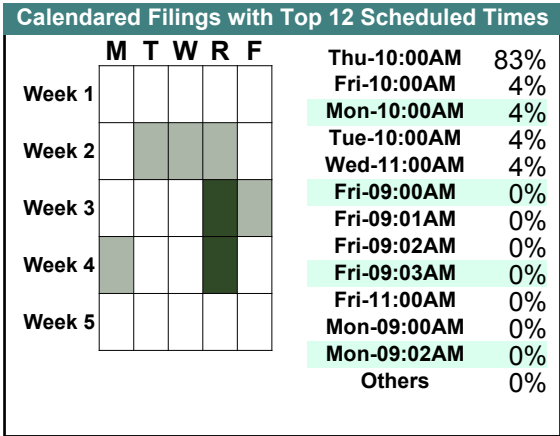
		<u>Filings</u>	<u>Hearings</u>	<u>Transactions</u>	<u>Concluded</u>	<u>Cont</u>
<u>Criminal</u>						
Capias	CA	25	94	94	42	52
Felony	F	7	561	706	411	295
Misdemeanor	M	222	1,259	1,267	611	656
Show Cause	SC	12	18	18	12	6
Criminal Total		266	1,932	2,085	1,076	1,009
<u>Traffic</u>						
Felony	F	0	13	15	8	7
Infraction	I	0	30	30	13	17
Misdemeanor	M	0	10	10	8	2
Traffic Total		0	53	55	29	26
Norfolk-Criminal Totals		266	1,985	2,140	1,105	1,035




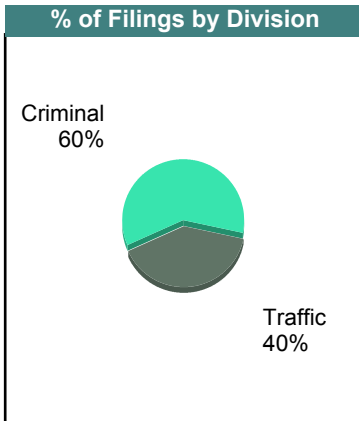
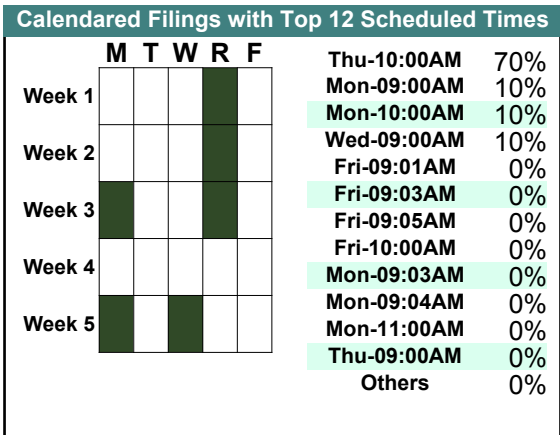
		Filings	Hearings	Transactions	Concluded	Cont
<u>Criminal</u>						
Capias	CA	16	91	91	18	73
Felony	F	223	960	1,036	204	832
Misdemeanor	M	612	1,775	1,791	629	1,162
Show Cause	SC	20	44	44	27	17
Criminal Total		871	2,870	2,962	878	2,084
<u>Traffic</u>						
Felony	F	6	13	13	0	13
Infraction	I	14	20	20	0	20
Misdemeanor	M	2	15	15	0	15
Restricted O/L	RL	1	1	1	1	-
Traffic Total		23	49	49	1	48
Norfolk-Criminal Totals		894	2,919	3,011	879	2,132



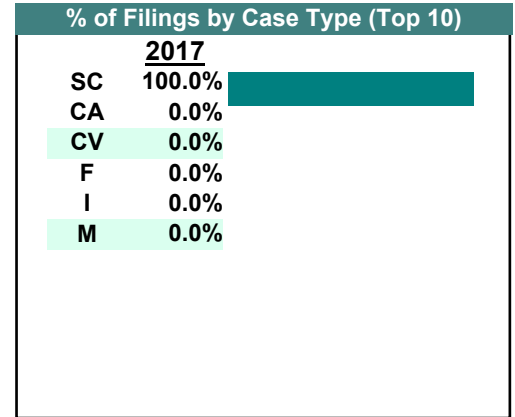
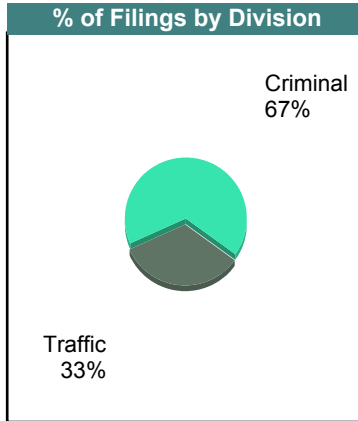
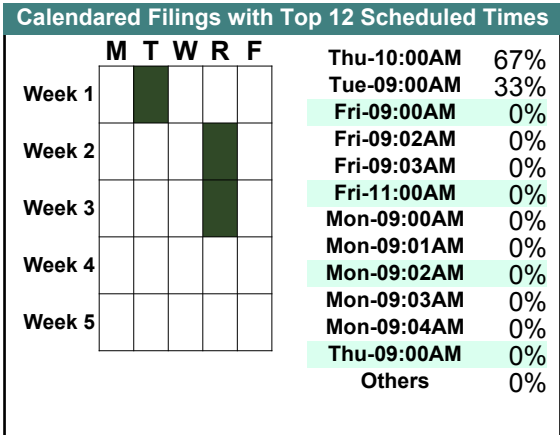
		Filings	Hearings	Transactions	Concluded	Cont
<u>Criminal</u>						
Capias	CA	10	14	14	6	8
Civil Violation	CV	0	1	1	1	-
Misdemeanor	M	0	11	11	5	6
Show Cause	SC	11	12	12	9	3
Criminal Total		21	38	38	21	17
<u>Traffic</u>						
Capias	CA	1	5	5	4	1
Infraction	I	1	17	18	14	4
Misdemeanor	M	0	42	42	28	14
Traffic Total		2	64	65	46	19
Norfolk-Traffic Totals		23	102	103	67	36



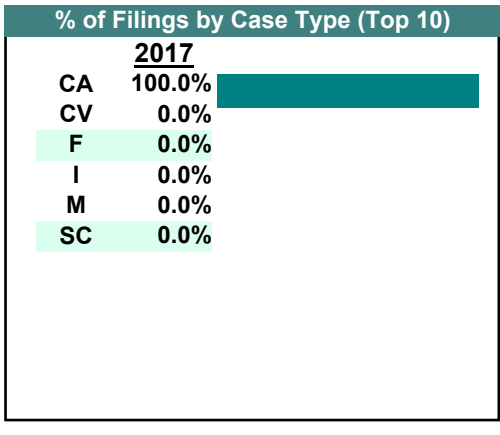
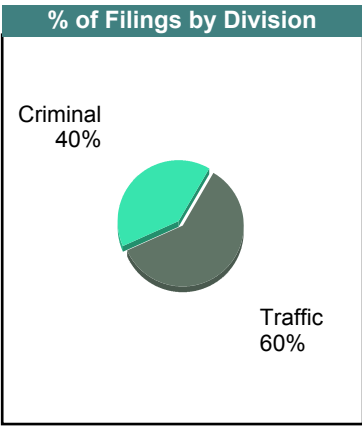
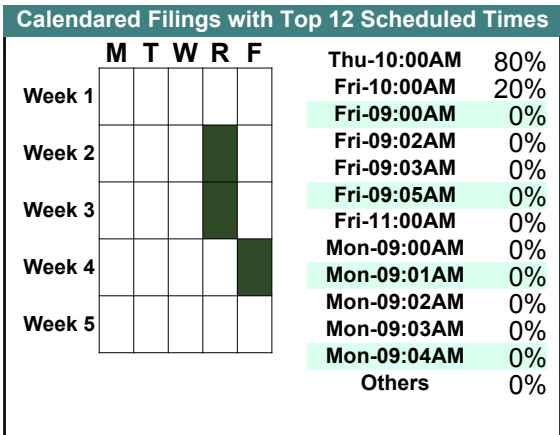
		<u>Filings</u>	<u>Hearings</u>	<u>Transactions</u>	<u>Concluded</u>	<u>Cont</u>
<u>Criminal</u>						
Capias	CA	2	6	6	4	2
Misdemeanor	M	0	17	17	5	12
Show Cause	SC	4	8	8	3	5
Criminal Total		6	31	31	12	19
<u>Traffic</u>						
Capias	CA	2	7	7	4	3
Infraction	I	0	24	27	13	14
Misdemeanor	M	0	67	67	29	38
Show Cause	SC	2	3	3	3	-
Traffic Total		4	101	104	49	55
Norfolk-Traffic Totals		10	132	135	61	74



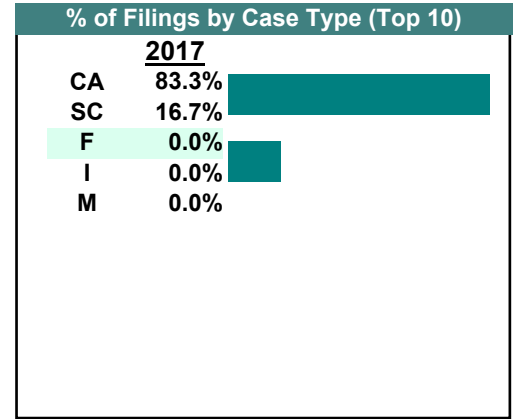
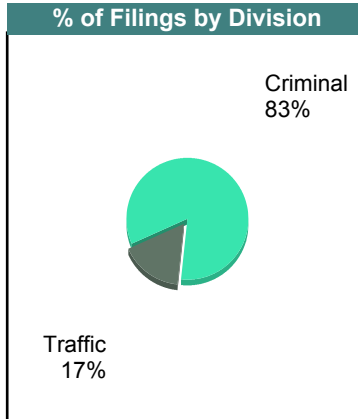
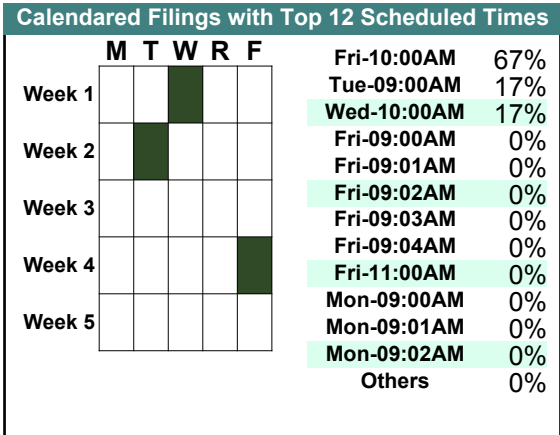
		<u>Filings</u>	<u>Hearings</u>	<u>Transactions</u>	<u>Concluded</u>	<u>Cont</u>
<u>Criminal</u>						
Capias	CA	0	8	8	4	4
Civil Violation	CV	0	1	1	1	-
Misdemeanor	M	0	7	7	4	3
Show Cause	SC	2	8	8	2	6
Criminal Total		2	24	24	11	13
<u>Traffic</u>						
Capias	CA	0	4	4	3	1
Felony	F	0	1	1	1	-
Infraction	I	0	25	25	12	13
Misdemeanor	M	0	52	52	25	27
Show Cause	SC	1	1	1	0	1
Traffic Total		1	83	83	41	42
Norfolk-Traffic Totals		3	107	107	52	55



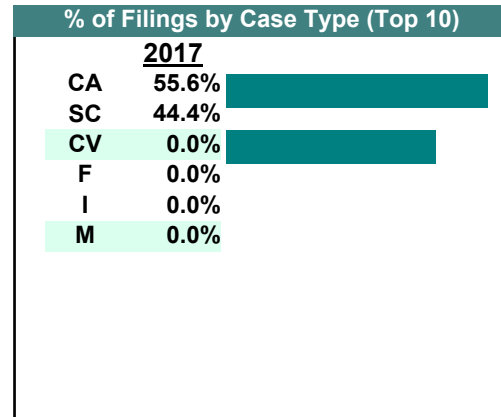
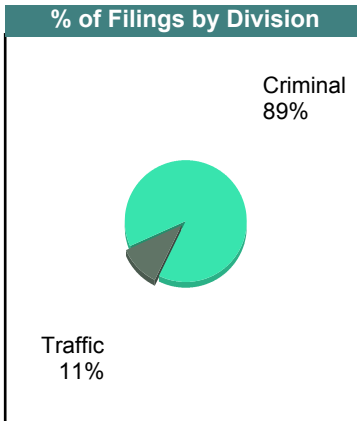
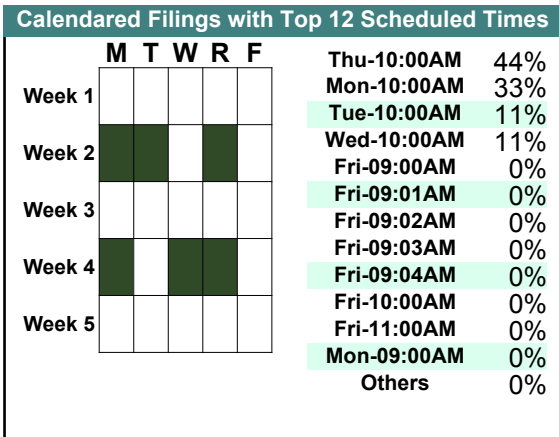
		<u>Filings</u>	<u>Hearings</u>	<u>Transactions</u>	<u>Concluded</u>	<u>Cont</u>
<u>Criminal</u>						
Capias	CA	2	9	9	4	5
Civil Violation	CV	0	1	1	1	-
Felony	F	0	1	1	1	-
Misdemeanor	M	0	15	15	13	2
Show Cause	SC	0	1	1	1	-
Criminal Total		2	27	27	20	7
<u>Traffic</u>						
Capias	CA	3	9	9	6	3
Infraction	I	0	32	32	16	16
Misdemeanor	M	0	84	84	45	39
Show Cause	SC	0	1	1	1	-
Traffic Total		3	126	126	68	58
Norfolk-Traffic Totals		5	153	153	88	65



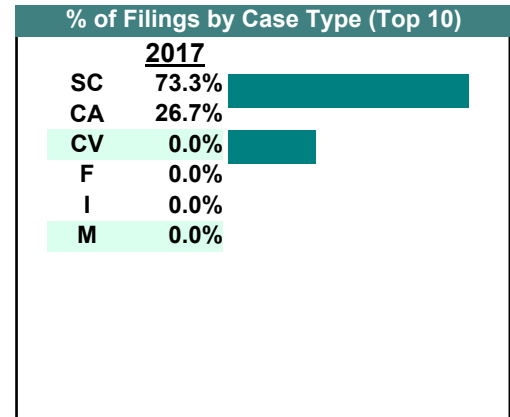
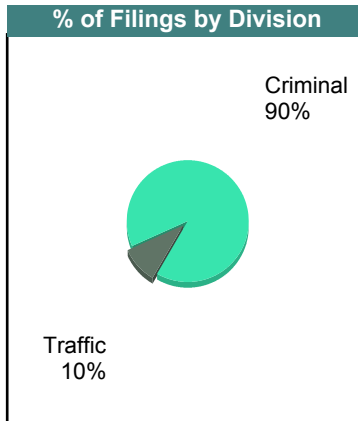
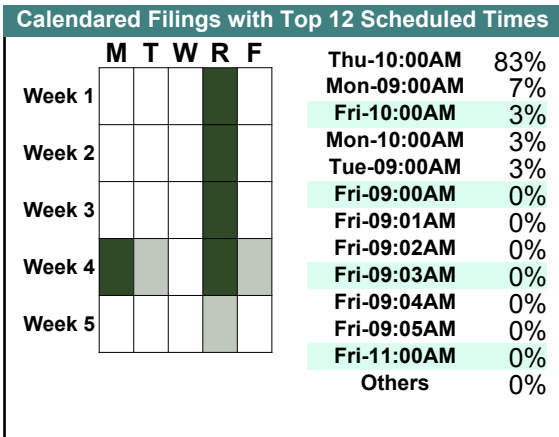
		<u>Filings</u>	<u>Hearings</u>	<u>Transactions</u>	<u>Concluded</u>	<u>Cont</u>
<u>Criminal</u>						
Capias	CA	4	13	13	5	8
Felony	F	0	4	4	3	1
Misdemeanor	M	0	32	32	19	13
Show Cause	SC	1	3	3	1	2
Criminal Total		5	52	52	28	24
<u>Traffic</u>						
Capias	CA	1	15	15	8	7
Felony	F	0	3	3	2	1
Infraction	I	0	42	42	21	21
Misdemeanor	M	0	94	94	45	49
Show Cause	SC	0	1	1	0	1
Traffic Total		1	155	155	76	79
Norfolk-Traffic Totals		6	207	207	104	103



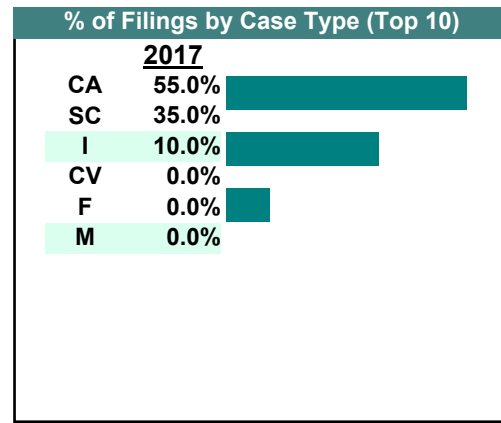
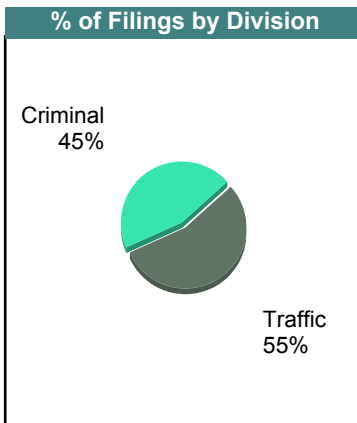
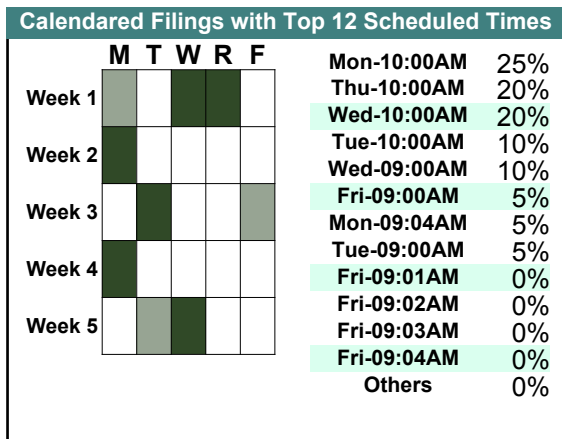
		<u>Filings</u>	<u>Hearings</u>	<u>Transactions</u>	<u>Concluded</u>	<u>Cont</u>
<u>Criminal</u>						
Capias	CA	4	23	23	13	10
Civil Violation	CV	0	4	4	3	1
Felony	F	0	2	2	0	2
Misdemeanor	M	0	50	50	30	20
Show Cause	SC	4	12	12	10	2
Criminal Total		8	91	91	56	35
<u>Traffic</u>						
Capias	CA	1	9	9	3	6
Felony	F	0	3	3	1	2
Infraction	I	0	48	51	25	26
Misdemeanor	M	0	120	120	55	65
Show Cause	SC	0	3	3	2	1
Traffic Total		1	183	186	86	100
Norfolk-Traffic Totals		9	274	277	142	135



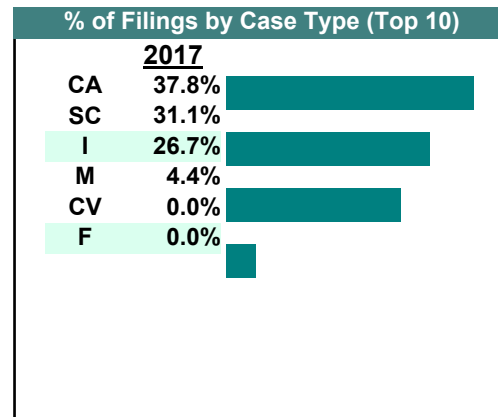
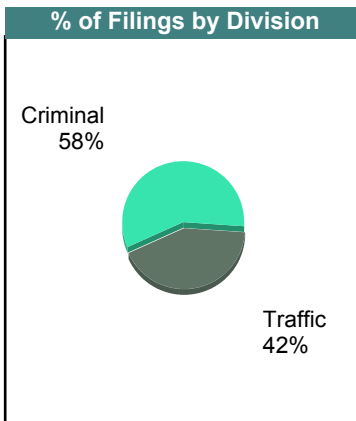
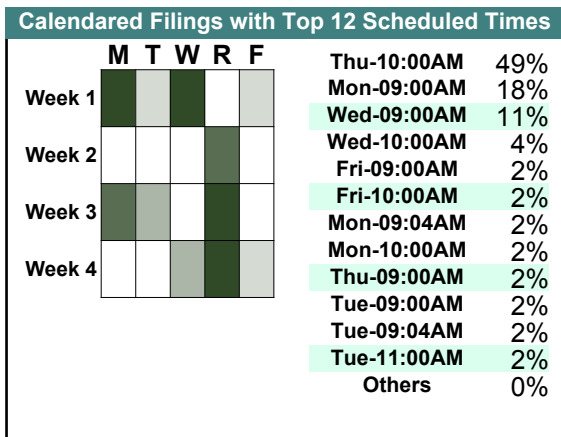
		<u>Filings</u>	<u>Hearings</u>	<u>Transactions</u>	<u>Concluded</u>	<u>Cont</u>
<u>Criminal</u>						
Capias	CA	6	31	31	12	19
Civil Violation	CV	0	5	5	3	2
Felony	F	0	3	3	2	1
Misdemeanor	M	0	56	56	25	31
Show Cause	SC	21	29	29	16	13
Criminal Total		27	124	124	58	66
<u>Traffic</u>						
Capias	CA	2	24	24	11	13
Felony	F	0	2	2	0	2
Infraction	I	0	85	86	46	40
Misdemeanor	M	0	194	194	86	108
Show Cause	SC	1	2	2	1	1
Traffic Total		3	307	308	144	164
Norfolk-Traffic Totals		30	431	432	202	230



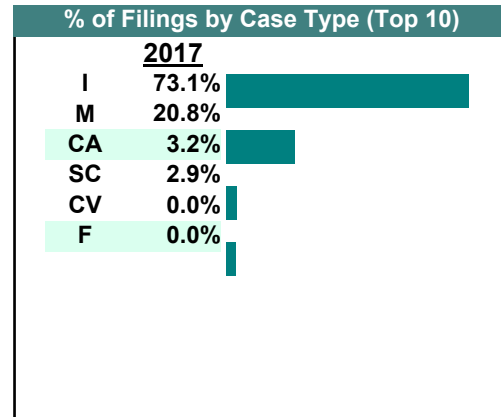
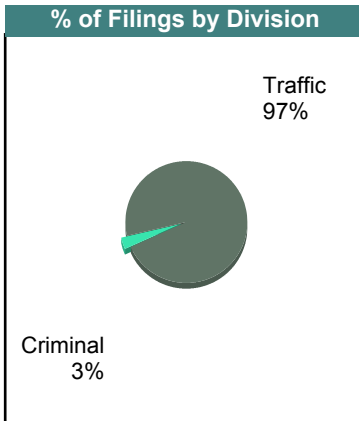
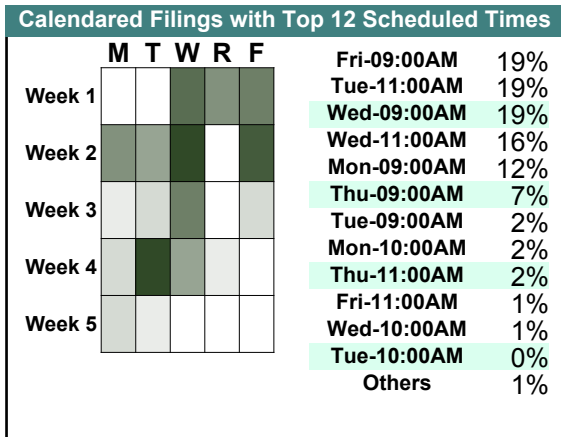
		<u>Filings</u>	<u>Hearings</u>	<u>Transactions</u>	<u>Concluded</u>	<u>Cont</u>
<u>Criminal</u>						
Capias	CA	4	16	16	5	11
Civil Violation	CV	0	7	7	3	4
Felony	F	0	8	8	4	4
Misdemeanor	M	0	77	77	52	25
Show Cause	SC	5	13	13	7	6
Criminal Total		9	121	121	71	50
<u>Traffic</u>						
Capias	CA	7	18	18	9	9
Felony	F	0	14	14	8	6
Infraction	I	2	144	146	94	52
Misdemeanor	M	0	268	268	160	108
Show Cause	SC	2	5	5	4	1
Traffic Total		11	449	451	275	176
Norfolk-Traffic Totals		20	570	572	346	226



		<u>Filings</u>	<u>Hearings</u>	<u>Transactions</u>	<u>Concluded</u>	<u>Cont</u>
<u>Criminal</u>						
Capias	CA	15	30	30	9	21
Civil Violation	CV	0	9	9	3	6
Felony	F	0	2	2	0	2
Misdemeanor	M	0	107	107	47	60
Show Cause	SC	11	17	17	10	7
Criminal Total		26	165	165	69	96
<u>Traffic</u>						
Capias	CA	2	16	16	9	7
Felony	F	0	3	3	2	1
Infraction	I	12	255	264	148	116
Misdemeanor	M	2	424	424	223	201
Show Cause	SC	3	10	10	4	6
Traffic Total		19	708	717	386	331
Norfolk-Traffic Totals		45	873	882	455	427

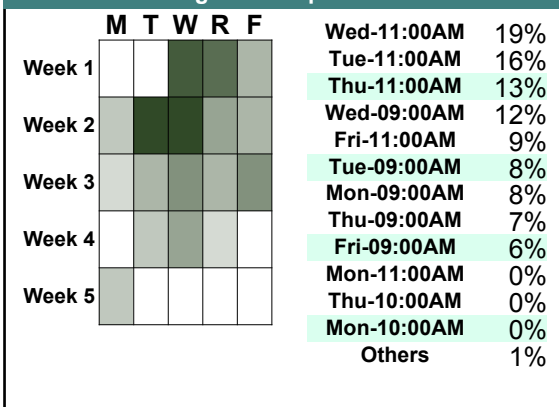


		<u>Filings</u>	<u>Hearings</u>	<u>Transactions</u>	<u>Concluded</u>	<u>Cont</u>
<u>Criminal</u>						
Capias	CA	10	28	28	14	14
Civil Violation	CV	0	9	9	4	5
Felony	F	0	10	10	5	5
Misdemeanor	M	1	155	155	80	75
Show Cause	SC	3	6	6	4	2
Criminal Total		14	208	208	107	101
<u>Traffic</u>						
Capias	CA	4	22	22	6	16
Felony	F	0	16	16	8	8
Infraction	I	324	677	805	599	206
Misdemeanor	M	91	702	702	349	353
Show Cause	SC	10	14	14	6	8
Traffic Total		429	1,431	1,559	968	591
Norfolk-Traffic Totals		443	1,639	1,767	1,075	692

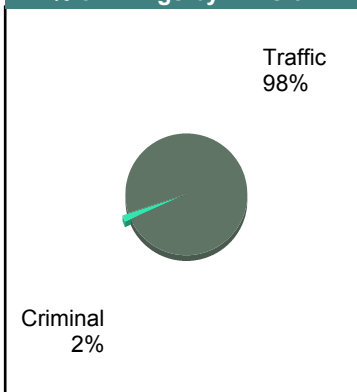


		<u>Filings</u>	<u>Hearings</u>	<u>Transactions</u>	<u>Concluded</u>	<u>Cont</u>
<u>Criminal</u>						
Capias	CA	7	41	41	21	20
Civil Violation	CV	0	7	7	3	4
Felony	F	0	13	13	5	8
Misdemeanor	M	18	174	174	74	100
Show Cause	SC	5	8	8	5	3
Criminal Total		30	243	243	108	135
<u>Traffic</u>						
Capias	CA	6	19	19	10	9
Civil Violation	CV	0	2	2	2	-
Felony	F	0	17	17	5	12
Infraction	I	1,244	1,249	1,694	1,350	344
Misdemeanor	M	381	948	948	480	468
Other	O	10	16	16	16	-
Show Cause	SC	4	6	6	5	1
Traffic Total		1,645	2,257	2,702	1,868	834
Norfolk-Traffic Totals		1,675	2,500	2,945	1,976	969

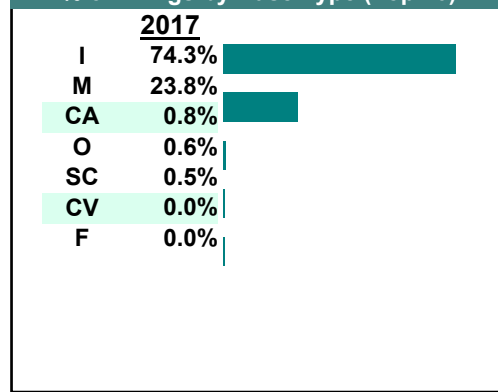
Calendared Filings with Top 12 Scheduled Times



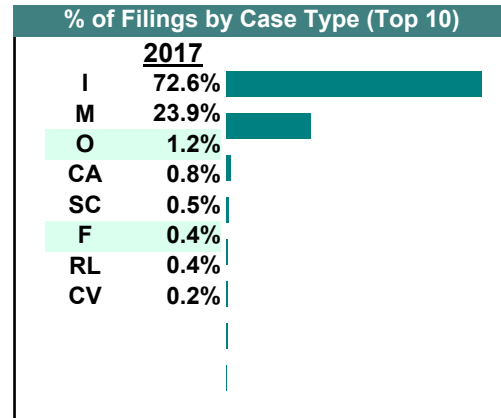
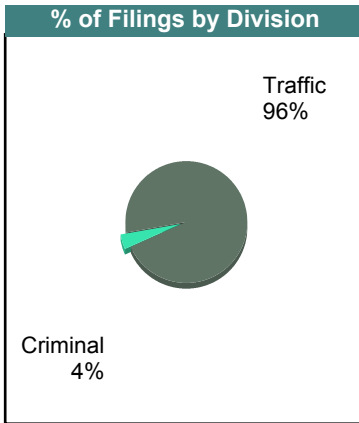
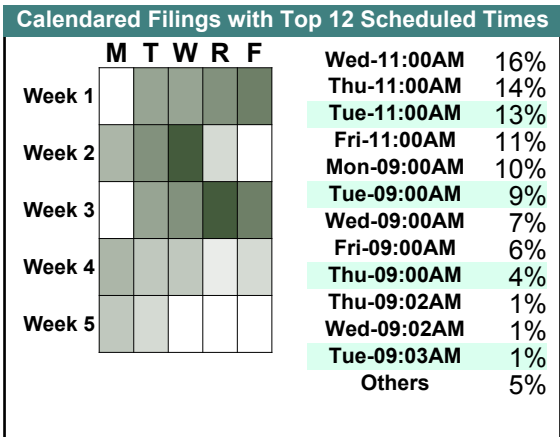
% of Filings by Division



% of Filings by Case Type (Top 10)



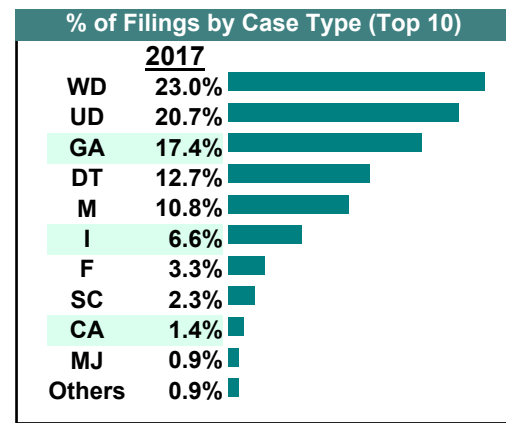
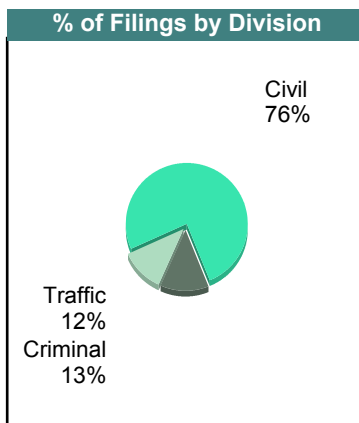
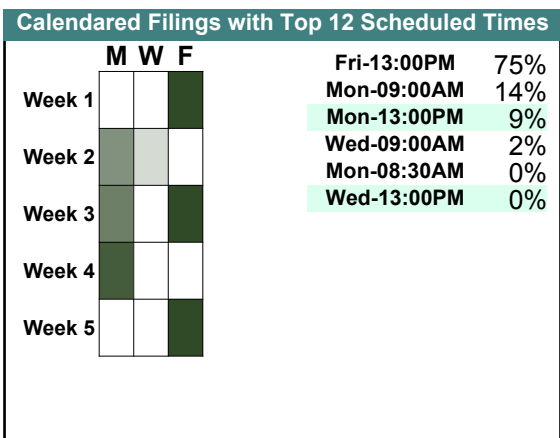
		<u>Filings</u>	<u>Hearings</u>	<u>Transactions</u>	<u>Concluded</u>	<u>Cont</u>
<u>Criminal</u>						
Capias	CA	5	41	41	11	30
Civil Violation	CV	5	18	18	4	14
Felony	F	5	18	18	3	15
Misdemeanor	M	82	256	258	67	191
Show Cause	SC	8	14	14	11	3
Criminal Total		105	347	349	96	253
<u>Traffic</u>						
Capias	CA	16	27	27	6	21
Civil Violation	CV	1	1	1	0	1
Felony	F	7	25	25	8	17
Infraction	I	1,951	1,792	2,480	1,822	658
Misdemeanor	M	561	1,188	1,188	497	691
Other	O	32	36	37	30	7
Restricted O/L	RL	10	10	10	10	-
Show Cause	SC	5	5	5	4	1
Traffic Total		2,583	3,084	3,773	2,377	1,396
Norfolk-Traffic Totals		2,688	3,431	4,122	2,473	1,649



Filings by Court & Division

	<u>Norfolk</u>		<u>Norfolk-Civil</u>		<u>Norfolk-Criminal</u>		<u>Norfolk-Traffic</u>		<u>Total</u>
C Misdemeanor	9,101	90%	-	0%	904	9%	101	1%	10,106
Felony	3,802	94%	-	0%	231	6%	5	0%	4,038
Capias	112	30%	-	0%	193	52%	69	18%	374
Show Cause	118	42%	-	0%	91	32%	75	26%	284
Civil Violation	109	96%	-	0%	-	0%	5	4%	114
Other	1	100%	-	0%	-	0%	-	0%	1
Total	13,243	89%	0	0%	1,419	10%	255	2%	14,917
T Infraction	23,411	87%	-	0%	14	0%	3,534	13%	26,959
Misdemeanor	5,939	85%	-	0%	2	0%	1,035	15%	6,976
Other	158	79%	-	0%	-	0%	42	21%	200
Felony	134	91%	-	0%	6	4%	7	5%	147
Restricted O/L	128	92%	-	0%	1	1%	10	7%	139
Capias	46	51%	-	0%	-	0%	45	49%	91
Show Cause	41	59%	-	0%	-	0%	28	41%	69
Civil Violation	7	88%	-	0%	-	0%	1	13%	8
Total	29,864	86%	0	0%	23	0%	4,702	14%	34,589
V Warrant in Debt	18,698	86%	3,051	14%	-	0%	-	0%	21,749
Garnishment	4,007	22%	14,396	78%	-	0%	-	0%	18,403
Unlawful Detainer	11,963	83%	2,376	17%	-	0%	-	0%	14,339
Show Cause	98	11%	777	89%	-	0%	-	0%	875
Motion for Judgment	686	96%	28	4%	-	0%	-	0%	714
Interrogatory	91	17%	447	83%	-	0%	-	0%	538
Prelim Prot Order	471	94%	28	6%	-	0%	-	0%	499
Bond Forfeiture	400	89%	50	11%	-	0%	-	0%	450
Abstract	381	92%	35	8%	-	0%	-	0%	416
Admin License	357	92%	31	8%	-	0%	-	0%	388
Detinue	284	90%	32	10%	-	0%	-	0%	316
Other	162	92%	15	8%	-	0%	-	0%	177
Protective Order	137	98%	3	2%	-	0%	-	0%	140
Impoundment	56	97%	2	3%	-	0%	-	0%	58
Counter Claim	44	86%	7	14%	-	0%	-	0%	51
Capias	2	6%	34	94%	-	0%	-	0%	36
Tenants Assertion	23	96%	1	4%	-	0%	-	0%	24
Third Party Claim	6	86%	1	14%	-	0%	-	0%	7
Custody Relief	4	80%	1	20%	-	0%	-	0%	5
Overweight	3	100%	-	0%	-	0%	-	0%	3
Petition-Restore Arms	1	100%	-	0%	-	0%	-	0%	1
Total	37,874	64%	21,315	36%	0	0%	0	0%	59,189
Total	80,981	75%	21,315	20%	1,442	1%	4,957	5%	108,695

		Filings	Hearings	Transactions	Concluded	Cont
<u>Criminal</u>						
Capias	CA	2	4	4	1	3
Felony	F	7	23	23	0	23
Misdemeanor	M	15	57	57	21	36
Show Cause	SC	3	5	5	4	1
Criminal Total		27	89	89	26	63
<u>Traffic</u>						
Capias	CA	1	1	1	1	-
Felony	F	0	1	1	0	1
Infraction	I	14	23	29	22	7
Misdemeanor	M	8	24	24	7	17
Show Cause	SC	2	5	5	4	1
Traffic Total		25	54	60	34	26
<u>Civil</u>						
Admin License	AL	1	1	1	0	-
Detinue	DT	27	7	27	27	-
Garnishment	GA	37	2	38	36	1
Impoundment	IM	1	0	1	1	-
Motion for Judgment	MJ	2	2	2	0	2
Unlawful Detainer	UD	44	24	46	45	1
Warrant in Debt	WD	49	46	55	28	27
Civil Total		161	82	170	137	31
Franklin City Totals		213	225	319	197	120



CASELOAD STATISTICS OF THE GENERAL DISTRICT COURTS


November 2017

Franklin City

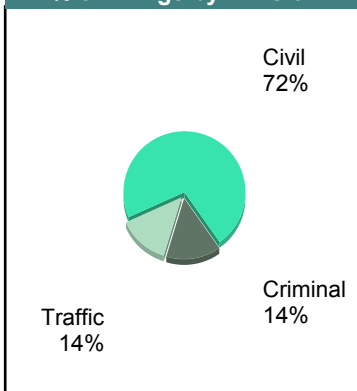
District: 5

		<u>Filings</u>	<u>Hearings</u>	<u>Transactions</u>	<u>Concluded</u>	<u>Cont</u>
<u>Criminal</u>						
Capias	CA	1	5	5	2	3
Civil Violation	CV	0	1	1	1	-
Felony	F	7	57	57	23	34
Misdemeanor	M	26	87	88	51	36
Show Cause	SC	4	6	6	3	3
Criminal Total		38	156	157	80	76
<u>Traffic</u>						
Capias	CA	2	4	4	0	4
Infraction	I	23	41	44	28	15
Misdemeanor	M	9	27	27	11	16
Show Cause	SC	2	4	4	2	2
Traffic Total		36	76	79	41	37
<u>Civil</u>						
Admin License	AL	1	0	1	1	-
Detinue	DT	13	12	14	11	3
Garnishment	GA	42	5	51	46	3
Interrogatory	IN	0	0	1	1	-
Protective Order	PO	2	0	2	2	-
Prelim Prot Order	PP	1	0	1	1	-
Show Cause	SC	2	1	2	2	-
Unlawful Detainer	UD	29	18	30	29	1
Warrant in Debt	WD	101	105	116	94	11
Civil Total		191	141	218	187	18
Franklin City Totals		265	373	454	308	131

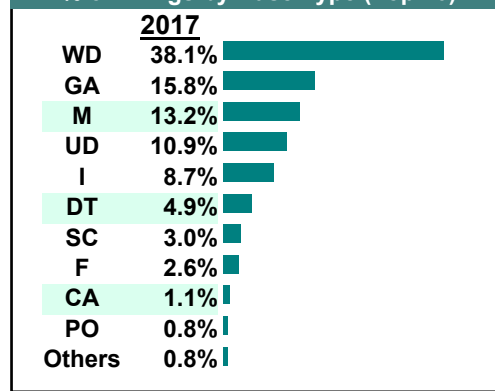
Calendared Filings with Top 12 Scheduled Times



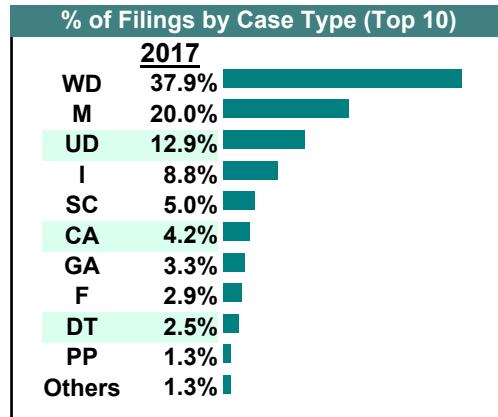
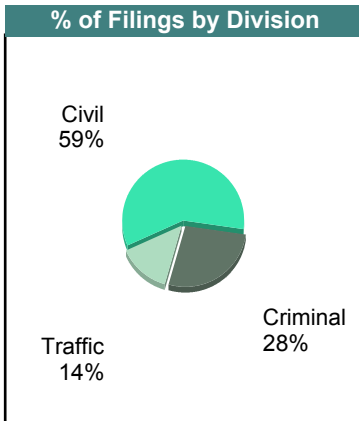
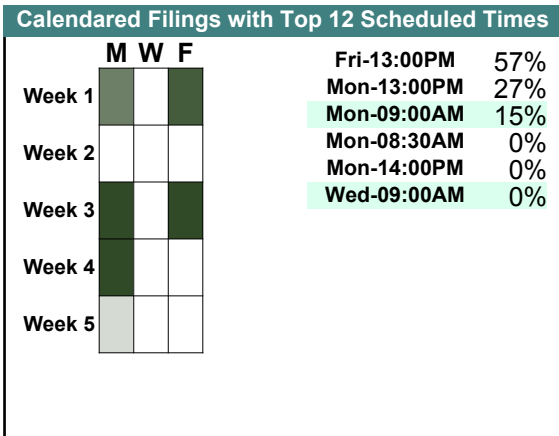
% of Filings by Division



% of Filings by Case Type (Top 10)



		<u>Filings</u>	<u>Hearings</u>	<u>Transactions</u>	<u>Concluded</u>	<u>Cont</u>
<u>Criminal</u>						
Capias	CA	9	13	13	9	4
Civil Violation	CV	1	1	1	1	-
Felony	F	7	59	59	14	45
Misdemeanor	M	39	102	104	41	62
Show Cause	SC	10	17	17	12	4
Criminal Total		66	192	194	77	115
<u>Traffic</u>						
Capias	CA	1	2	2	1	1
Felony	F	0	1	1	1	-
Infraction	I	21	35	40	27	13
Misdemeanor	M	9	29	29	16	12
Show Cause	SC	2	3	3	2	1
Traffic Total		33	70	75	47	27
<u>Civil</u>						
Detinue	DT	6	4	10	9	1
Garnishment	GA	8	0	8	8	-
Interrogatory	IN	1	1	1	0	1
Protective Order	PO	1	1	1	0	-
Prelim Prot Order	PP	3	0	3	3	-
Unlawful Detainer	UD	31	19	35	31	3
Warrant in Debt	WD	91	87	100	89	11
Civil Total		141	112	158	140	16
Franklin City Totals		240	374	427	264	158



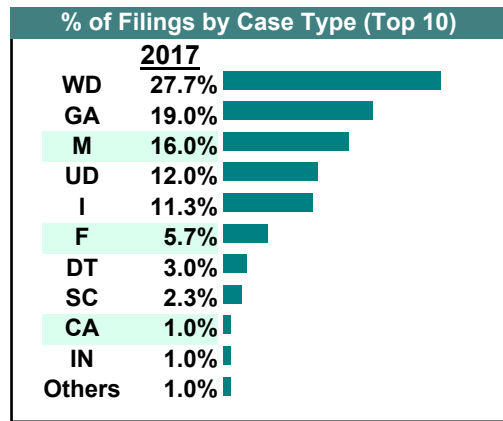
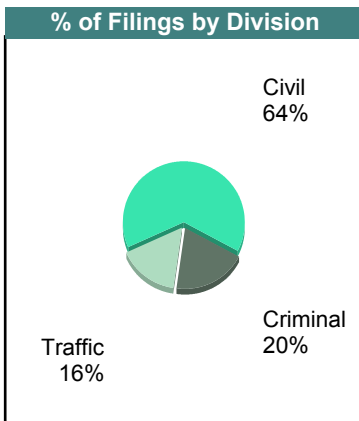
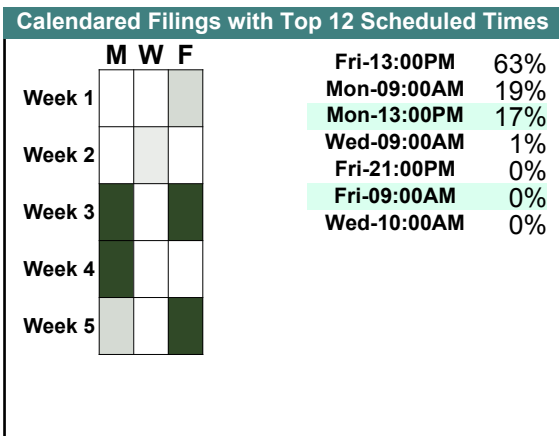
CASELOAD STATISTICS OF THE GENERAL DISTRICT COURTS

September 2017

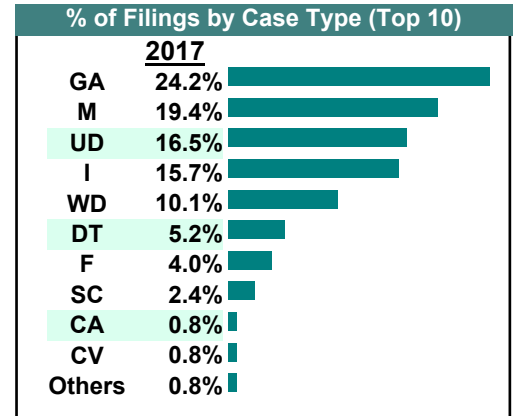
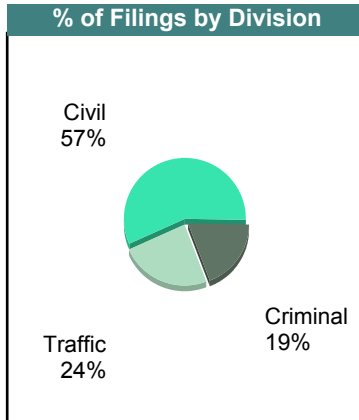
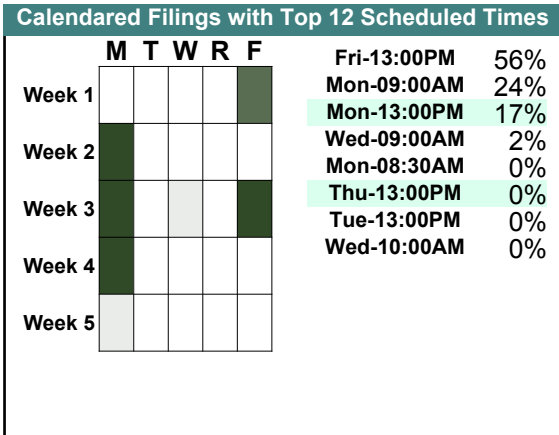
Franklin City

District: 5

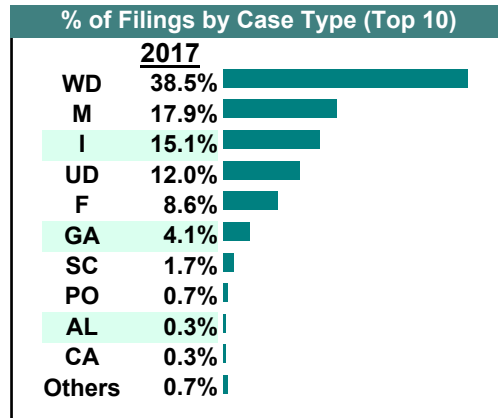
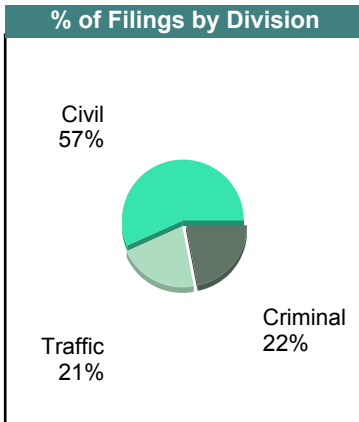
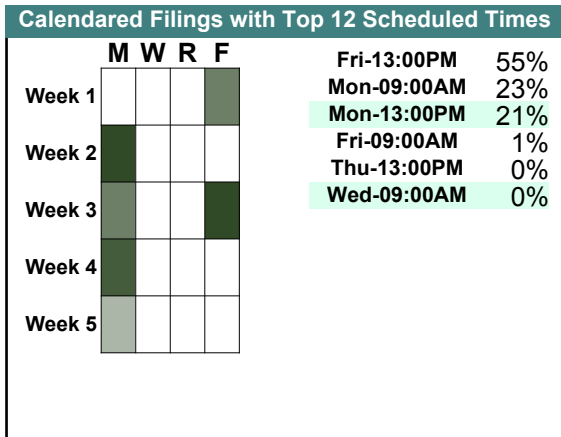
		<u>Filings</u>	<u>Hearings</u>	<u>Transactions</u>	<u>Concluded</u>	<u>Cont</u>
<u>Criminal</u>						
Capias	CA	3	5	5	3	2
Civil Violation	CV	0	3	3	2	1
Felony	F	17	69	69	21	48
Misdemeanor	M	36	93	95	38	57
Show Cause	SC	3	8	8	6	2
Criminal Total		59	178	180	70	110
<u>Traffic</u>						
Civil Violation	CV	1	1	1	1	-
Felony	F	0	1	1	0	1
Infraction	I	34	58	66	46	20
Misdemeanor	M	12	40	40	15	25
Show Cause	SC	1	6	6	3	3
Traffic Total		48	106	114	65	49
<u>Civil</u>						
Bond Forfeiture	BF	2	2	2	0	1
Detinue	DT	9	8	13	12	1
Garnishment	GA	57	8	67	59	8
Interrogatory	IN	3	1	3	2	-
Other	OT	0	0	1	1	-
Show Cause	SC	3	0	3	3	-
Unlawful Detainer	UD	36	23	37	34	3
Warrant in Debt	WD	83	94	103	87	16
Civil Total		193	136	229	198	29
Franklin City Totals		300	420	523	333	188



		<u>Filings</u>	<u>Hearings</u>	<u>Transactions</u>	<u>Concluded</u>	<u>Cont</u>
<u>Criminal</u>						
Capias	CA	2	7	7	2	5
Civil Violation	CV	2	1	2	2	-
Felony	F	9	29	29	2	22
Misdemeanor	M	30	98	98	39	59
Show Cause	SC	4	10	10	4	6
Criminal Total		47	145	146	49	92
<u>Traffic</u>						
Capias	CA	0	2	2	1	1
Felony	F	1	1	1	0	1
Infraction	I	39	61	68	39	29
Misdemeanor	M	18	35	35	8	27
Show Cause	SC	2	5	5	2	3
Traffic Total		60	104	111	50	61
<u>Civil</u>						
Abstract	AJ	1	0	1	1	-
Admin License	AL	1	0	1	1	-
Detinue	DT	13	10	13	8	5
Garnishment	GA	60	6	63	57	6
Unlawful Detainer	UD	41	20	44	43	1
Warrant in Debt	WD	25	30	41	31	10
Civil Total		141	66	163	141	22
Franklin City Totals		248	315	420	240	175



		<u>Filings</u>	<u>Hearings</u>	<u>Transactions</u>	<u>Concluded</u>	<u>Cont</u>
<u>Criminal</u>						
Capias	CA	0	3	3	3	-
Civil Violation	CV	1	4	4	0	4
Felony	F	25	87	87	16	71
Misdemeanor	M	37	82	82	16	66
Show Cause	SC	1	2	2	0	2
Criminal Total		64	178	178	35	143
<u>Traffic</u>						
Capias	CA	1	2	2	1	1
Felony	F	0	2	2	1	1
Infraction	I	44	53	67	46	21
Misdemeanor	M	15	36	36	17	19
Show Cause	SC	2	5	5	1	4
Traffic Total		62	98	112	66	46
<u>Civil</u>						
Admin License	AL	1	0	1	1	-
Detinue	DT	0	0	7	7	-
Garnishment	GA	12	6	21	15	6
Interrogatory	IN	0	0	1	1	-
Motion for Judgment	MJ	1	1	1	1	-
Other	OT	0	3	3	0	3
Protective Order	PO	2	1	2	1	-
Show Cause	SC	2	2	2	1	-
Unlawful Detainer	UD	35	18	45	44	1
Warrant in Debt	WD	112	111	131	108	23
Civil Total		165	142	214	179	33
Franklin City Totals		291	418	504	280	222



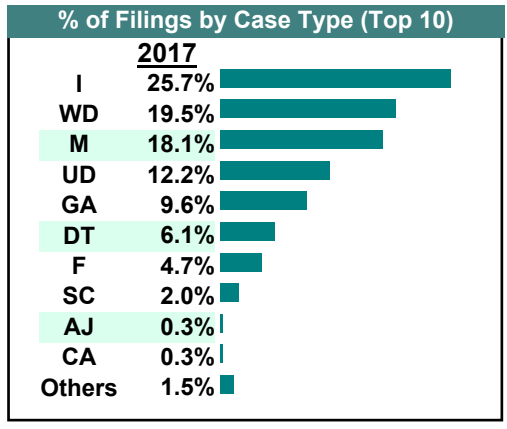
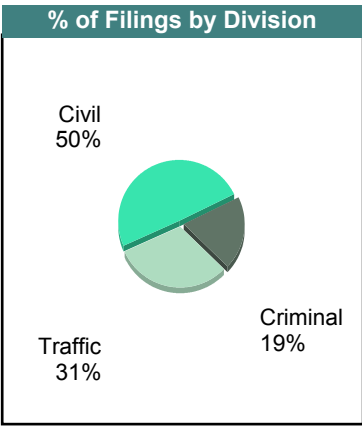
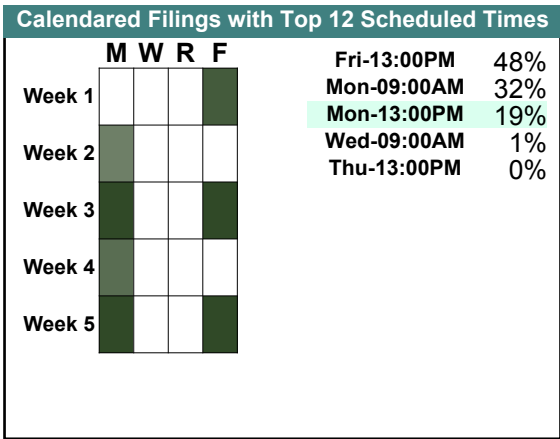
CASELOAD STATISTICS OF THE GENERAL DISTRICT COURTS

June 2017

Franklin City


District: 5

		<u>Filings</u>	<u>Hearings</u>	<u>Transactions</u>	<u>Concluded</u>	<u>Cont</u>
<u>Criminal</u>						
Capias	CA	1	8	8	3	5
Felony	F	16	61	61	19	42
Misdemeanor	M	46	105	105	35	70
Show Cause	SC	3	17	17	10	7
Criminal Total		66	191	191	67	124
<u>Traffic</u>						
Capias	CA	0	3	3	1	2
Felony	F	0	3	3	2	1
Infraction	I	88	93	118	78	40
Misdemeanor	M	16	37	37	10	27
Show Cause	SC	3	7	7	3	4
Traffic Total		107	143	168	94	74
<u>Civil</u>						
Abstract	AJ	1	0	1	1	-
Detinue	DT	21	21	28	16	12
Garnishment	GA	33	5	35	30	4
Impoundment	IM	1	0	1	1	-
Interrogatory	IN	1	1	3	2	1
Other	OT	1	1	1	0	1
Prelim Prot Order	PP	1	0	1	1	-
Show Cause	SC	1	0	2	2	-
Tenants Assertion	TA	1	1	1	0	-
Unlawful Detainer	UD	42	24	43	32	11
Warrant in Debt	WD	67	72	85	66	19
Civil Total		170	125	201	151	48
Franklin City Totals		343	459	560	312	246

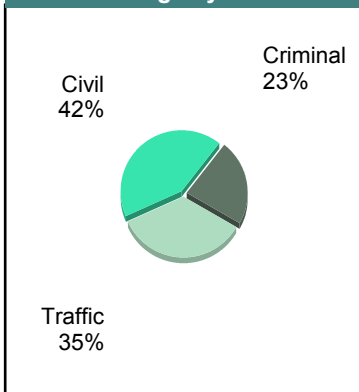


		<u>Filings</u>	<u>Hearings</u>	<u>Transactions</u>	<u>Concluded</u>	<u>Cont</u>
<u>Criminal</u>						
Capias	CA	1	7	7	3	4
Civil Violation	CV	0	1	1	0	1
Felony	F	34	72	72	16	56
Misdemeanor	M	23	76	76	32	44
Show Cause	SC	6	12	12	4	8
Criminal Total		64	168	168	55	113
<u>Traffic</u>						
Capias	CA	0	1	1	0	1
Felony	F	0	4	4	0	4
Infraction	I	78	87	102	77	24
Misdemeanor	M	17	34	34	19	15
Restricted O/L	RL	2	2	2	1	-
Show Cause	SC	2	5	5	2	3
Traffic Total		99	133	148	99	47
<u>Civil</u>						
Admin License	AL	1	0	1	1	-
Detinue	DT	12	11	14	10	4
Garnishment	GA	44	9	52	43	9
Interrogatory	IN	1	1	3	2	1
Motion for Judgment	MJ	1	1	1	1	-
Show Cause	SC	0	1	1	0	1
Tenants Assertion	TA	1	0	1	1	-
Unlawful Detainer	UD	23	5	24	23	1
Warrant in Debt	WD	36	44	50	42	8
Civil Total		119	72	147	123	24
Franklin City Totals		282	373	463	277	184

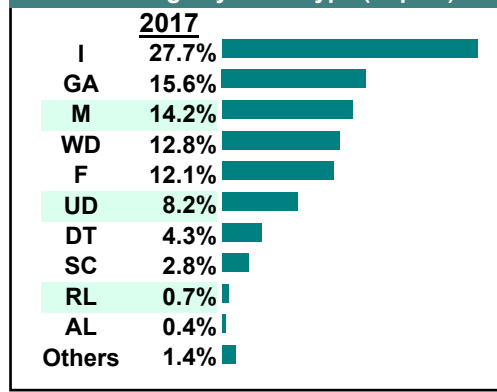
Calendared Filings with Top 12 Scheduled Times



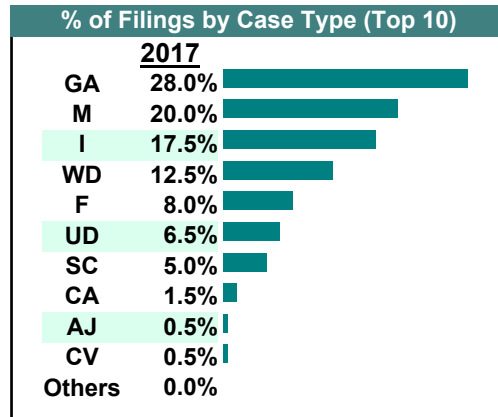
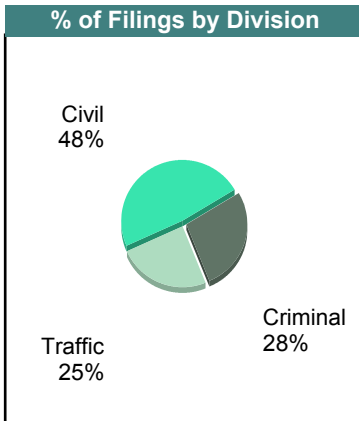
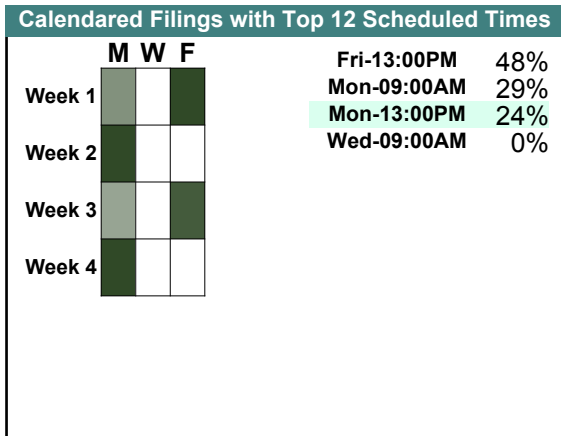
% of Filings by Division



% of Filings by Case Type (Top 10)




		<u>Filings</u>	<u>Hearings</u>	<u>Transactions</u>	<u>Concluded</u>	<u>Cont</u>
<u>Criminal</u>						
Capias	CA	3	8	8	1	7
Civil Violation	CV	1	2	2	0	2
Felony	F	13	36	36	5	31
Misdemeanor	M	30	86	89	31	58
Show Cause	SC	8	15	15	3	12
Criminal Total		55	147	150	40	110
<u>Traffic</u>						
Capias	CA	0	3	3	1	2
Felony	F	3	4	4	0	4
Infraction	I	35	45	54	31	22
Misdemeanor	M	10	28	28	14	14
Show Cause	SC	1	5	5	1	4
Traffic Total		49	85	94	47	46
<u>Civil</u>						
Abstract	AJ	1	0	1	1	-
Detinue	DT	0	1	1	1	-
Garnishment	GA	56	7	56	49	7
Interrogatory	IN	0	1	1	0	1
Show Cause	SC	1	1	1	0	1
Unlawful Detainer	UD	13	4	15	13	2
Warrant in Debt	WD	25	41	51	35	15
Civil Total		96	55	126	99	26
Franklin City Totals		200	287	370	186	182

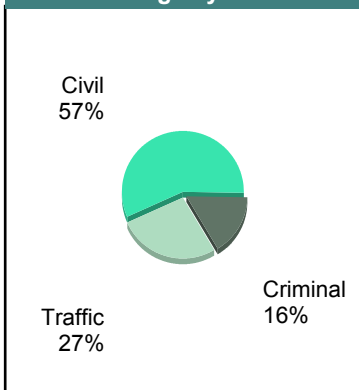


		<u>Filings</u>	<u>Hearings</u>	<u>Transactions</u>	<u>Concluded</u>	<u>Cont</u>
<u>Criminal</u>						
Capias	CA	4	13	13	3	10
Civil Violation	CV	0	2	2	1	1
Felony	F	16	64	64	18	46
Misdemeanor	M	37	94	97	24	73
Show Cause	SC	5	10	10	3	7
Criminal Total		62	183	186	49	137
<u>Traffic</u>						
Capias	CA	0	2	2	0	2
Felony	F	0	1	1	0	1
Infraction	I	84	82	111	81	29
Misdemeanor	M	18	38	38	18	20
Show Cause	SC	2	2	2	1	1
Traffic Total		104	125	154	100	53
<u>Civil</u>						
Abstract	AJ	1	0	1	1	-
Admin License	AL	1	0	1	1	-
Detinue	DT	14	6	16	13	3
Garnishment	GA	32	1	33	32	1
Interrogatory	IN	4	3	6	3	3
Protective Order	PO	2	0	2	2	-
Show Cause	SC	2	0	2	2	-
Unlawful Detainer	UD	41	14	42	39	3
Warrant in Debt	WD	122	117	139	112	27
Civil Total		219	141	242	205	37
Franklin City Totals		385	449	582	354	227

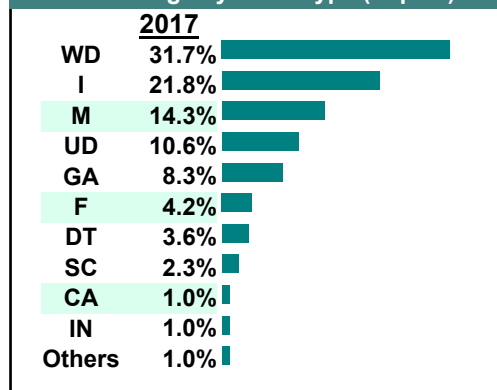
Calendared Filings with Top 12 Scheduled Times



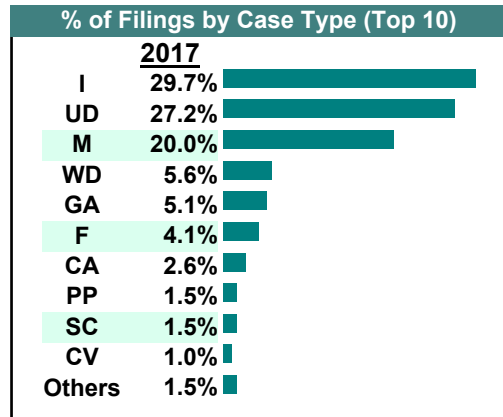
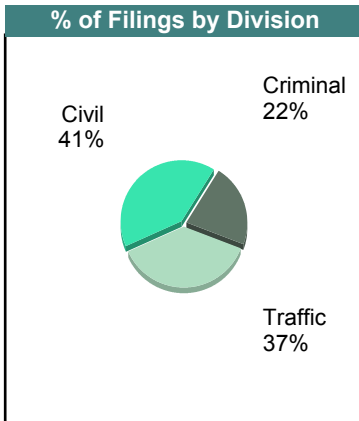
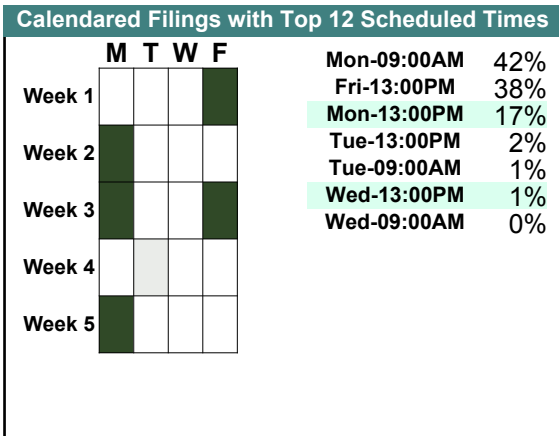
% of Filings by Division



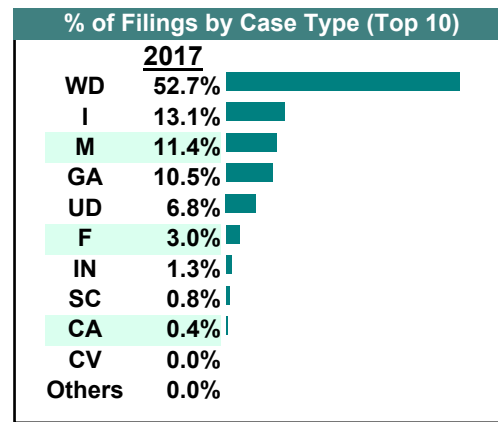
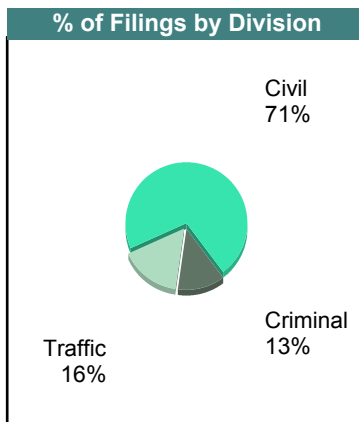
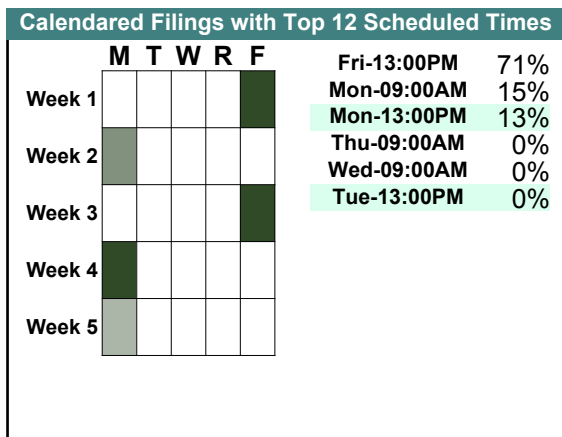
% of Filings by Case Type (Top 10)



		<u>Filings</u>	<u>Hearings</u>	<u>Transactions</u>	<u>Concluded</u>	<u>Cont</u>
<u>Criminal</u>						
Capias	CA	4	8	8	2	6
Civil Violation	CV	2	3	3	0	1
Felony	F	8	35	35	10	25
Misdemeanor	M	28	78	79	22	56
Show Cause	SC	1	5	5	1	4
Criminal Total		43	129	130	35	92
<u>Traffic</u>						
Capias	CA	1	2	2	0	2
Infraction	I	58	70	84	60	20
Misdemeanor	M	11	30	30	14	15
Restricted O/L	RL	1	1	1	1	-
Show Cause	SC	2	3	3	1	2
Traffic Total		73	106	120	76	39
<u>Civil</u>						
Abstract	AJ	1	0	1	1	-
Detinue	DT	0	0	5	5	-
Garnishment	GA	10	0	11	11	-
Protective Order	PO	1	0	1	1	-
Prelim Prot Order	PP	3	0	3	3	-
Unlawful Detainer	UD	53	26	54	54	-
Warrant in Debt	WD	11	20	23	18	5
Civil Total		79	46	98	93	5
Franklin City Totals		195	281	348	204	136



		Filings	Hearings	Transactions	Concluded	Cont
<u>Criminal</u>						
Capias	CA	1	4	4	0	4
Civil Violation	CV	0	1	1	0	1
Felony	F	7	39	39	2	37
Misdemeanor	M	20	67	68	12	56
Show Cause	SC	2	7	7	0	7
Criminal Total		30	118	119	14	105
<u>Traffic</u>						
Capias	CA	0	1	1	0	1
Felony	F	0	1	1	0	1
Infraction	I	31	38	48	24	24
Misdemeanor	M	7	19	19	2	17
Show Cause	SC	0	1	1	0	1
Traffic Total		38	60	70	26	44
<u>Civil</u>						
Detinue	DT	0	4	7	5	2
Garnishment	GA	25	0	25	25	-
Interrogatory	IN	3	2	3	1	2
Unlawful Detainer	UD	16	6	20	20	-
Warrant in Debt	WD	125	156	169	124	45
Civil Total		169	168	224	175	49
Franklin City Totals		237	346	413	215	198



CASELOAD STATISTICS OF THE GENERAL DISTRICT COURTS

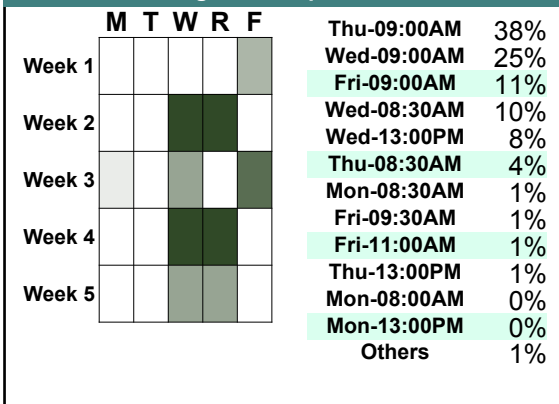
December 2017

Isle of Wight

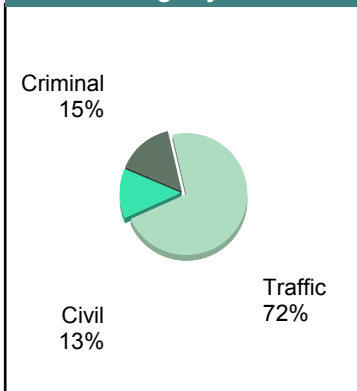
District: 5

		<u>Filings</u>	<u>Hearings</u>	<u>Transactions</u>	<u>Concluded</u>	<u>Cont</u>
<u>Criminal</u>						
Capias	CA	2	6	6	5	-
Civil Violation	CV	3	17	17	6	11
Felony	F	62	166	176	20	156
Misdemeanor	M	87	263	264	87	174
Show Cause	SC	0	11	11	4	6
Criminal Total		154	463	474	122	347
<u>Traffic</u>						
Capias	CA	7	27	27	9	18
Felony	F	0	3	3	2	1
Infraction	I	570	595	789	572	217
Misdemeanor	M	159	346	346	137	208
Restricted O/L	RL	1	1	1	1	-
Show Cause	SC	7	29	29	12	17
Traffic Total		744	1,001	1,195	733	461
<u>Civil</u>						
Abstract	AJ	1	0	1	1	-
Admin License	AL	11	0	11	11	-
Bond Forfeiture	BF	1	0	1	1	-
Garnishment	GA	10	2	10	8	2
Impoundment	IM	3	0	3	3	-
Interrogatory	IN	1	2	5	3	2
Motion for Judgment	MJ	0	2	2	0	2
Other	OT	3	4	4	3	1
Show Cause	SC	1	1	1	0	1
Unlawful Detainer	UD	51	31	57	55	2
Warrant in Debt	WD	54	63	76	54	22
Civil Total		136	105	171	139	32
Isle of Wight Totals		1,034	1,569	1,840	994	840

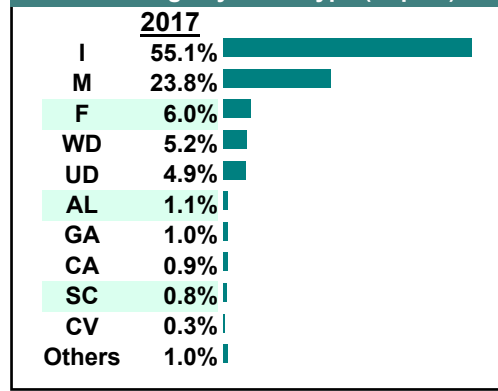
Calendared Filings with Top 12 Scheduled Times



% of Filings by Division



% of Filings by Case Type (Top 10)



CASELOAD STATISTICS OF THE GENERAL DISTRICT COURTS

November 2017

Isle of Wight

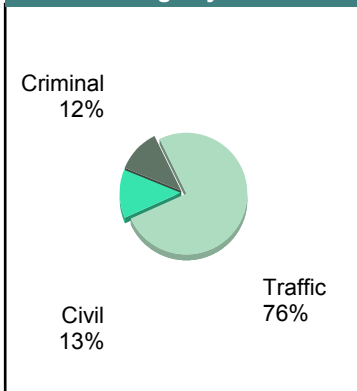
District: 5

		<u>Filings</u>	<u>Hearings</u>	<u>Transactions</u>	<u>Concluded</u>	<u>Cont</u>
<u>Criminal</u>						
Capias	CA	5	17	17	4	13
Civil Violation	CV	4	22	22	7	15
Felony	F	28	116	125	35	90
Misdemeanor	M	75	259	261	62	199
Show Cause	SC	16	30	30	10	18
Criminal Total		128	444	455	118	335
<u>Traffic</u>						
Capias	CA	5	29	29	10	19
Felony	F	0	7	7	0	7
Infraction	I	667	759	1,009	764	243
Misdemeanor	M	140	399	400	195	205
Show Cause	SC	24	56	56	29	26
Traffic Total		836	1,250	1,501	998	500
<u>Civil</u>						
Admin License	AL	15	0	15	15	-
Bond Forfeiture	BF	2	1	2	1	-
Garnishment	GA	16	1	16	15	1
Impoundment	IM	1	0	1	1	-
Interrogatory	IN	4	3	5	2	3
Motion for Judgment	MJ	1	1	1	0	1
Other	OT	5	5	6	3	3
Protective Order	PO	2	2	2	0	-
Prelim Prot Order	PP	3	0	3	3	-
Show Cause	SC	1	0	1	1	-
Unlawful Detainer	UD	39	26	41	35	6
Warrant in Debt	WD	52	58	76	52	24
Civil Total		141	97	169	128	38
Isle of Wight Totals		1,105	1,791	2,125	1,244	873

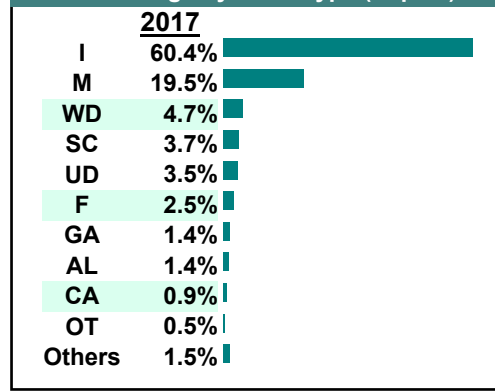
Calendared Filings with Top 12 Scheduled Times

	M	T	W	R	F		
Week 1						Thu-09:00AM	38%
						Wed-09:00AM	22%
						Wed-13:00PM	13%
Week 2						Wed-08:30AM	10%
						Fri-09:00AM	9%
Week 3						Thu-08:30AM	3%
						Fri-09:30AM	1%
Week 4						Mon-09:00AM	1%
						Thu-13:00PM	1%
Week 5						Thu-10:00AM	1%
						Mon-08:30AM	0%
						Tue-08:30AM	0%
						Others	0%

% of Filings by Division



% of Filings by Case Type (Top 10)



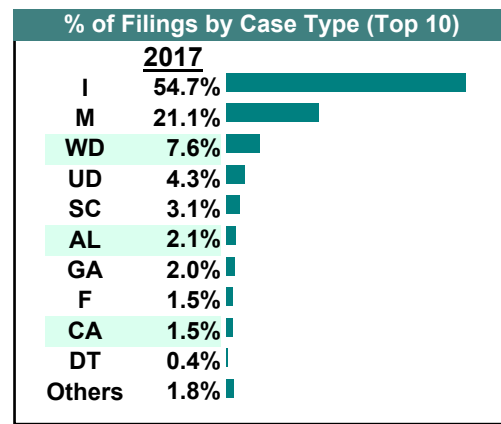
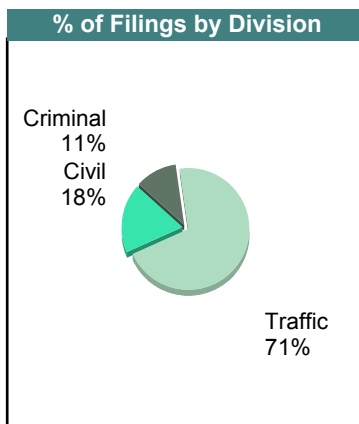
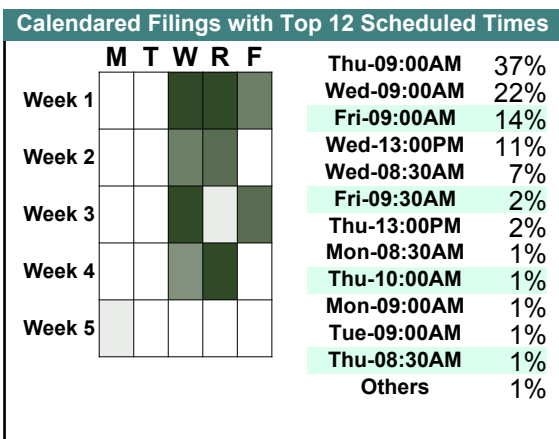
CASELOAD STATISTICS OF THE GENERAL DISTRICT COURTS

October 2017

Isle of Wight

District: 5

		<u>Filings</u>	<u>Hearings</u>	<u>Transactions</u>	<u>Concluded</u>	<u>Cont</u>
<u>Criminal</u>						
Capias	CA	6	21	21	9	12
Civil Violation	CV	4	15	15	4	11
Felony	F	18	75	81	16	65
Misdemeanor	M	89	248	251	94	157
Show Cause	SC	12	26	26	12	14
Criminal Total		129	385	394	135	259
<u>Traffic</u>						
Capias	CA	10	24	24	10	14
Felony	F	0	3	3	1	2
Infraction	I	640	646	861	596	265
Misdemeanor	M	158	354	354	140	213
Show Cause	SC	18	37	37	11	25
Traffic Total		826	1,064	1,279	758	519
<u>Civil</u>						
Abstract	AJ	3	0	3	3	-
Admin License	AL	25	0	25	25	-
Bond Forfeiture	BF	1	1	1	0	-
Capias	CA	1	0	1	1	-
Detinue	DT	5	5	5	5	-
Garnishment	GA	23	1	26	25	1
Impoundment	IM	3	0	3	3	-
Interrogatory	IN	4	5	13	8	5
Motion for Judgment	MJ	2	3	3	0	3
Other	OT	1	1	1	0	1
Protective Order	PO	1	0	3	3	-
Prelim Prot Order	PP	1	1	2	1	-
Petition-Restore Arms	PR	1	0	1	1	-
Show Cause	SC	6	0	7	7	-
Unlawful Detainer	UD	50	26	58	50	8
Warrant in Debt	WD	89	91	118	91	27
Civil Total		216	134	270	223	45
Isle of Wight Totals		1,171	1,583	1,943	1,116	823



CASELOAD STATISTICS OF THE GENERAL DISTRICT COURTS

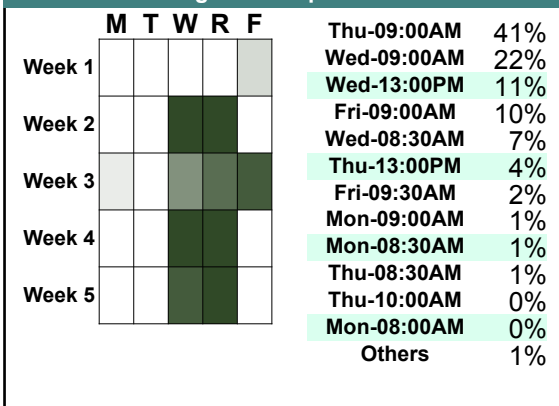
September 2017

Isle of Wight

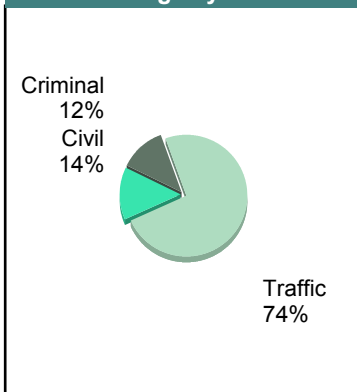
District: 5

		<u>Filings</u>	<u>Hearings</u>	<u>Transactions</u>	<u>Concluded</u>	<u>Cont</u>
<u>Criminal</u>						
Capias	CA	8	17	17	6	11
Civil Violation	CV	13	24	24	7	17
Felony	F	22	109	111	24	87
Misdemeanor	M	115	281	291	108	182
Show Cause	SC	6	15	15	8	7
Criminal Total		164	446	458	153	304
<u>Traffic</u>						
Capias	CA	12	38	38	17	21
Civil Violation	CV	2	3	3	3	-
Felony	F	5	10	10	0	10
Infraction	I	786	859	1,153	885	268
Misdemeanor	M	177	465	465	220	245
Show Cause	SC	21	53	53	26	27
Traffic Total		1,003	1,428	1,722	1,151	571
<u>Civil</u>						
Admin License	AL	28	0	28	28	-
Capias	CA	1	0	1	1	-
Detinue	DT	1	1	1	1	-
Garnishment	GA	26	3	28	25	3
Impoundment	IM	1	0	1	1	-
Interrogatory	IN	7	6	12	6	6
Motion for Judgment	MJ	0	1	2	1	1
Other	OT	2	2	2	2	-
Prelim Prot Order	PP	4	0	4	4	-
Show Cause	SC	3	0	4	4	-
Unlawful Detainer	UD	43	21	48	45	3
Warrant in Debt	WD	73	75	92	67	25
Civil Total		189	109	223	185	38
Isle of Wight Totals		1,356	1,983	2,403	1,489	913

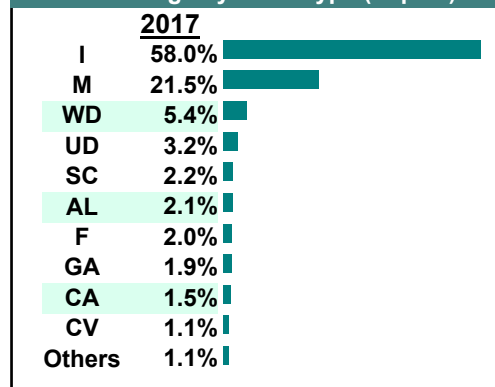
Calendared Filings with Top 12 Scheduled Times



% of Filings by Division

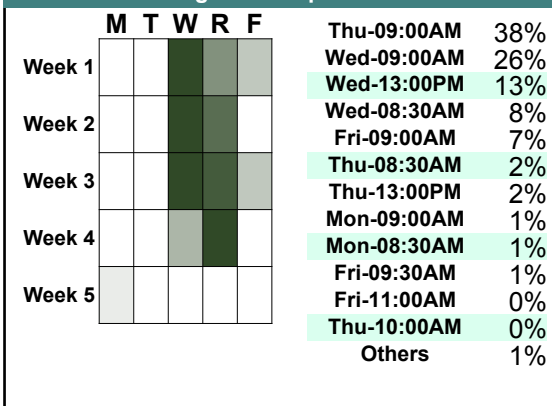


% of Filings by Case Type (Top 10)

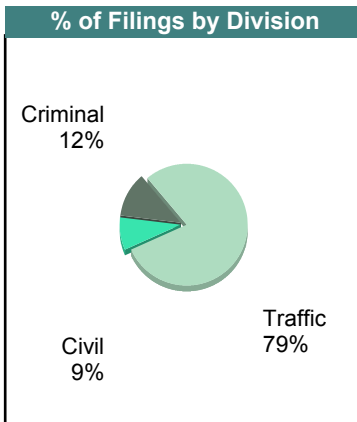


		<u>Filings</u>	<u>Hearings</u>	<u>Transactions</u>	<u>Concluded</u>	<u>Cont</u>
<u>Criminal</u>						
Capias	CA	6	14	14	7	7
Civil Violation	CV	6	21	21	7	14
Felony	F	47	110	115	22	93
Misdemeanor	M	117	268	277	110	167
Show Cause	SC	10	23	23	9	13
Criminal Total		186	436	450	155	294
<u>Traffic</u>						
Capias	CA	12	38	38	13	25
Civil Violation	CV	1	1	1	0	1
Felony	F	1	1	1	0	1
Infraction	I	1,016	971	1,346	1,016	326
Misdemeanor	M	186	436	436	169	266
Show Cause	SC	18	50	50	24	26
Traffic Total		1,234	1,497	1,872	1,222	645
<u>Civil</u>						
Admin License	AL	14	0	14	14	-
Garnishment	GA	9	1	10	9	1
Impoundment	IM	1	0	1	1	-
Interrogatory	IN	4	5	6	1	5
Other	OT	3	3	4	3	1
Protective Order	PO	6	2	6	4	2
Prelim Prot Order	PP	3	2	4	2	1
Show Cause	SC	1	1	1	0	1
Unlawful Detainer	UD	45	26	50	45	5
Warrant in Debt	WD	48	58	70	43	27
Civil Total		134	98	166	122	43
Isle of Wight Totals		1,554	2,031	2,488	1,499	982

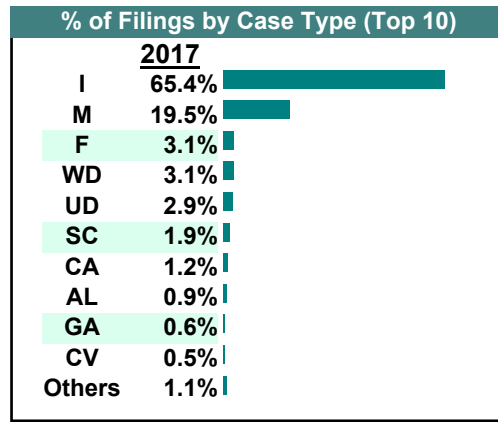
Calendared Filings with Top 12 Scheduled Times



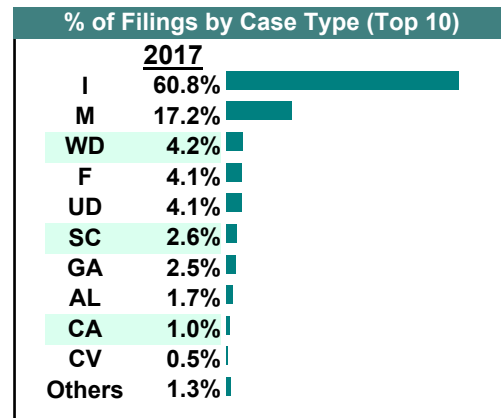
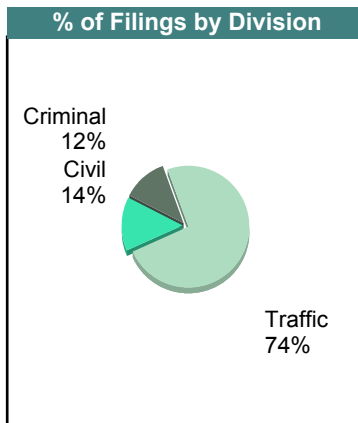
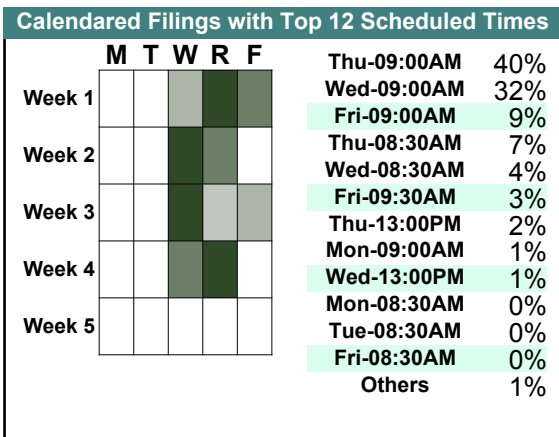
% of Filings by Division



% of Filings by Case Type (Top 10)



		<u>Filings</u>	<u>Hearings</u>	<u>Transactions</u>	<u>Concluded</u>	<u>Cont</u>
<u>Criminal</u>						
Capias	CA	2	8	8	3	5
Civil Violation	CV	5	19	19	6	13
Felony	F	39	87	91	12	79
Misdemeanor	M	69	178	181	43	138
Show Cause	SC	7	17	17	10	7
Criminal Total		122	309	316	74	242
<u>Traffic</u>						
Capias	CA	8	27	27	9	18
Felony	F	3	5	5	0	5
Infraction	I	621	668	854	567	285
Misdemeanor	M	107	282	282	99	182
Show Cause	SC	16	39	39	16	22
Traffic Total		755	1,021	1,207	691	512
<u>Civil</u>						
Admin License	AL	17	0	17	17	-
Bond Forfeiture	BF	1	1	1	0	-
Detinue	DT	3	3	6	5	1
Garnishment	GA	26	2	30	28	2
Impoundment	IM	2	0	2	2	-
Interrogatory	IN	1	1	5	4	1
Motion for Judgment	MJ	0	2	2	1	1
Other	OT	2	2	2	2	-
Protective Order	PO	2	1	2	1	-
Prelim Prot Order	PP	2	0	2	2	-
Show Cause	SC	4	0	4	4	-
Unlawful Detainer	UD	42	25	45	41	4
Warrant in Debt	WD	43	40	55	39	16
Civil Total		145	77	173	146	25
Isle of Wight Totals		1,022	1,407	1,696	911	779



CASELOAD STATISTICS OF THE GENERAL DISTRICT COURTS

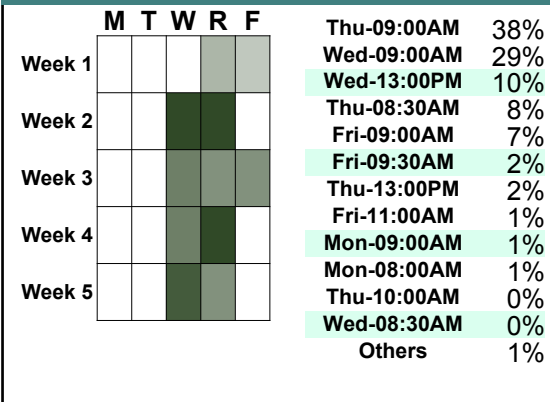
June 2017

Isle of Wight

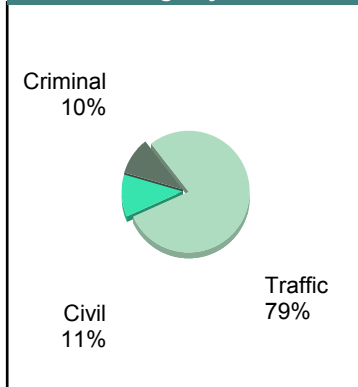
District: 5

		<u>Filings</u>	<u>Hearings</u>	<u>Transactions</u>	<u>Concluded</u>	<u>Cont</u>
<u>Criminal</u>						
Capias	CA	7	17	17	6	11
Civil Violation	CV	10	27	27	6	21
Felony	F	27	103	119	48	71
Misdemeanor	M	83	251	252	81	170
Show Cause	SC	11	34	34	15	17
Criminal Total		138	432	449	156	290
<u>Traffic</u>						
Capias	CA	8	29	29	8	21
Felony	F	0	3	4	4	-
Infraction	I	886	848	1,168	832	335
Misdemeanor	M	186	426	426	149	277
Show Cause	SC	20	53	53	23	30
Traffic Total		1,100	1,359	1,680	1,016	663
<u>Civil</u>						
Abstract	AJ	1	0	1	1	-
Admin License	AL	22	0	22	22	-
Bond Forfeiture	BF	1	1	2	1	-
Detinue	DT	3	4	5	3	2
Garnishment	GA	25	3	28	25	3
Impoundment	IM	5	0	5	5	-
Interrogatory	IN	5	9	12	3	8
Motion for Judgment	MJ	0	3	3	1	2
Other	OT	4	0	5	5	-
Protective Order	PO	1	2	3	1	-
Prelim Prot Order	PP	4	1	4	3	1
Show Cause	SC	2	1	2	1	1
Unlawful Detainer	UD	30	12	32	29	3
Warrant in Debt	WD	52	60	75	59	16
Civil Total		155	96	199	159	36
Isle of Wight Totals		1,393	1,887	2,328	1,331	989

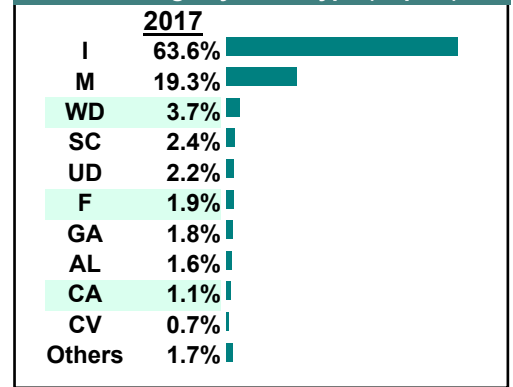
Calendared Filings with Top 12 Scheduled Times



% of Filings by Division

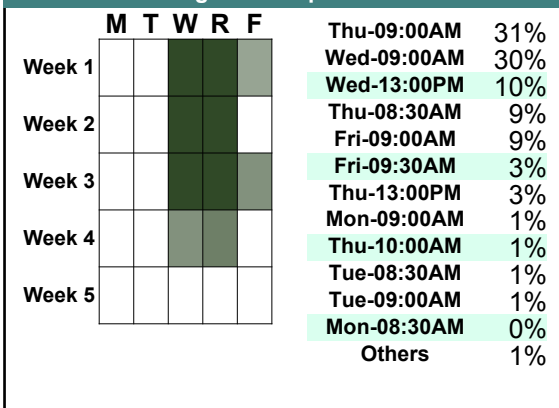


% of Filings by Case Type (Top 10)

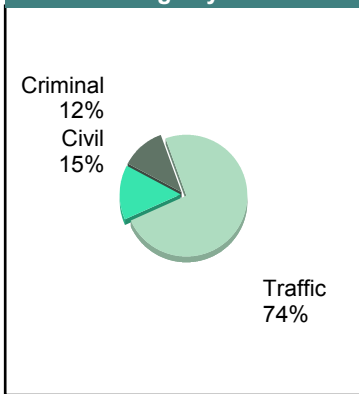


		<u>Filings</u>	<u>Hearings</u>	<u>Transactions</u>	<u>Concluded</u>	<u>Cont</u>
<u>Criminal</u>						
Capias	CA	6	18	18	11	7
Civil Violation	CV	5	19	19	3	16
Felony	F	21	84	94	30	64
Misdemeanor	M	80	247	253	93	160
Show Cause	SC	20	38	38	19	18
Criminal Total		132	406	422	156	265
<u>Traffic</u>						
Capias	CA	9	38	38	10	28
Civil Violation	CV	1	1	1	1	-
Felony	F	0	3	3	0	3
Infraction	I	675	729	947	699	245
Misdemeanor	M	127	352	352	126	224
Show Cause	SC	23	50	50	15	33
Traffic Total		835	1,173	1,391	851	533
<u>Civil</u>						
Admin License	AL	20	0	20	20	-
Bond Forfeiture	BF	0	1	1	0	1
Detinue	DT	2	2	2	1	1
Garnishment	GA	38	2	40	38	2
Impoundment	IM	2	0	2	2	-
Interrogatory	IN	1	3	5	2	3
Motion for Judgment	MJ	2	0	2	2	-
Other	OT	0	5	5	5	-
Protective Order	PO	2	1	2	1	-
Show Cause	SC	1	0	1	1	-
Unlawful Detainer	UD	35	25	45	43	2
Warrant in Debt	WD	62	66	82	62	20
Civil Total		165	105	207	177	29
Isle of Wight Totals		1,132	1,684	2,020	1,184	827

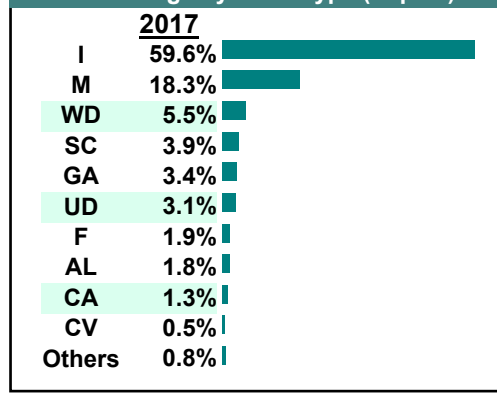
Calendared Filings with Top 12 Scheduled Times



% of Filings by Division



% of Filings by Case Type (Top 10)



CASELOAD STATISTICS OF THE GENERAL DISTRICT COURTS

April 2017

Isle of Wight

District: 5

		<u>Filings</u>	<u>Hearings</u>	<u>Transactions</u>	<u>Concluded</u>	<u>Cont</u>
<u>Criminal</u>						
Capias	CA	5	20	20	5	15
Civil Violation	CV	6	18	18	5	13
Felony	F	18	115	129	45	84
Misdemeanor	M	109	267	268	108	160
Show Cause	SC	19	33	33	16	17
Criminal Total		157	453	468	179	289

		<u>Filings</u>	<u>Hearings</u>	<u>Transactions</u>	<u>Concluded</u>	<u>Cont</u>
<u>Traffic</u>						
Capias	CA	9	29	29	9	20
Civil Violation	CV	0	1	1	1	-
Felony	F	2	6	7	3	4
Infraction	I	716	739	988	700	288
Misdemeanor	M	155	368	368	165	203
Show Cause	SC	23	46	46	20	26
Traffic Total		905	1,189	1,439	898	541

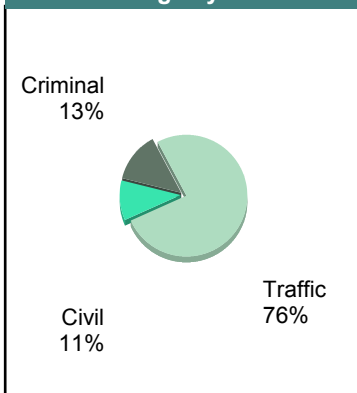
		<u>Filings</u>	<u>Hearings</u>	<u>Transactions</u>	<u>Concluded</u>	<u>Cont</u>
<u>Civil</u>						
Admin License	AL	8	0	8	8	-
Detinue	DT	2	3	4	4	-
Garnishment	GA	19	4	21	17	4
Impoundment	IM	2	0	2	2	-
Interrogatory	IN	1	2	4	2	2
Motion for Judgment	MJ	1	3	3	2	1
Other	OT	6	6	6	0	6
Protective Order	PO	1	1	1	0	1
Prelim Prot Order	PP	3	0	3	3	-
Unlawful Detainer	UD	38	29	45	31	14
Warrant in Debt	WD	45	54	65	46	19
Civil Total		126	102	162	115	47

Isle of Wight Totals		1,188	1,744	2,069	1,192	877
-----------------------------	--	--------------	--------------	--------------	--------------	------------

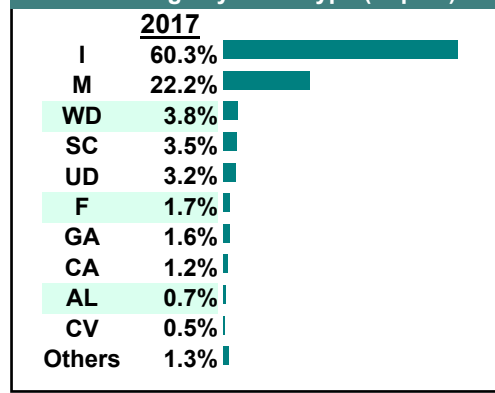
Calendared Filings with Top 12 Scheduled Times

	M	T	W	R	F		
Week 1						Thu-09:00AM	47%
						Wed-09:00AM	23%
						Thu-08:30AM	10%
Week 2						Fri-09:00AM	8%
						Thu-13:00PM	4%
Week 3						Wed-13:00PM	2%
						Fri-09:30AM	2%
Week 4						Thu-10:00AM	1%
						Wed-08:30AM	1%
						Tue-08:30AM	1%
						Mon-09:00AM	0%
						Wed-10:00AM	0%
						Others	1%

% of Filings by Division



% of Filings by Case Type (Top 10)



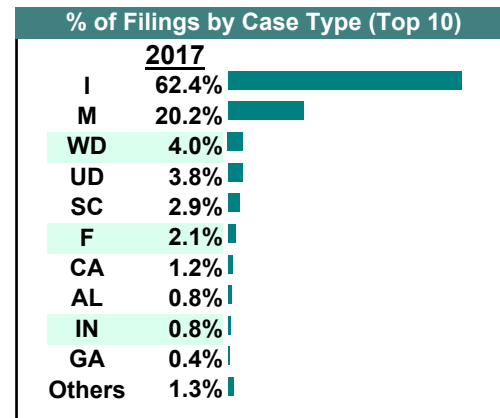
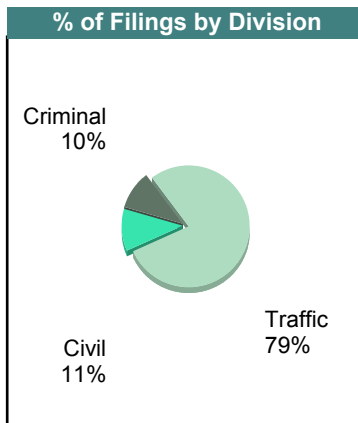
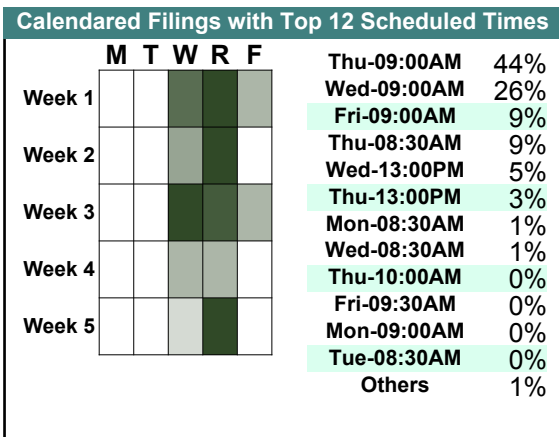
CASELOAD STATISTICS OF THE GENERAL DISTRICT COURTS

March 2017

Isle of Wight

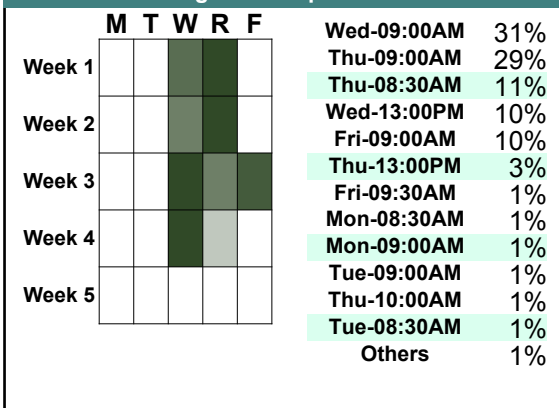
District: 5

		<u>Filings</u>	<u>Hearings</u>	<u>Transactions</u>	<u>Concluded</u>	<u>Cont</u>
<u>Criminal</u>						
Capias	CA	4	9	9	3	6
Civil Violation	CV	4	19	19	10	9
Felony	F	30	140	167	62	105
Misdemeanor	M	96	288	289	97	192
Show Cause	SC	13	22	22	8	14
Criminal Total		147	478	506	180	326
<u>Traffic</u>						
Capias	CA	13	46	46	11	35
Felony	F	0	5	5	0	5
Infraction	I	891	856	1,172	853	319
Misdemeanor	M	193	436	436	156	280
Show Cause	SC	27	56	56	21	34
Traffic Total		1,124	1,399	1,715	1,041	673
<u>Civil</u>						
Admin License	AL	12	0	12	12	-
Bond Forfeiture	BF	1	0	1	1	-
Detinue	DT	5	5	6	4	2
Garnishment	GA	6	1	7	6	1
Impoundment	IM	4	0	4	4	-
Interrogatory	IN	11	6	13	7	6
Motion for Judgment	MJ	0	3	4	1	3
Other	OT	0	1	1	0	1
Protective Order	PO	1	0	1	1	-
Prelim Prot Order	PP	4	0	4	4	-
Show Cause	SC	2	0	2	2	-
Unlawful Detainer	UD	55	29	65	61	4
Warrant in Debt	WD	57	64	75	54	21
Civil Total		158	109	195	157	38
Isle of Wight Totals		1,429	1,986	2,416	1,378	1,037

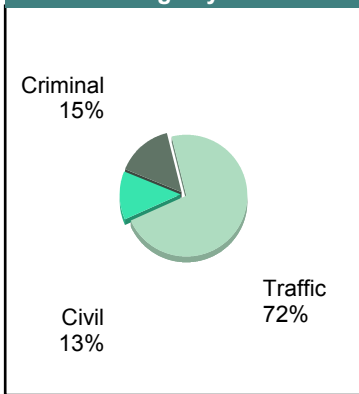


		<u>Filings</u>	<u>Hearings</u>	<u>Transactions</u>	<u>Concluded</u>	<u>Cont</u>
<u>Criminal</u>						
Capias	CA	2	18	18	4	14
Civil Violation	CV	8	18	18	4	14
Felony	F	35	153	155	31	124
Misdemeanor	M	95	256	257	92	165
Show Cause	SC	10	17	17	4	13
Criminal Total		150	462	465	135	330
<u>Traffic</u>						
Capias	CA	7	22	22	3	19
Civil Violation	CV	1	2	2	0	2
Felony	F	3	7	7	2	5
Infraction	I	589	624	827	596	231
Misdemeanor	M	106	299	299	109	190
Show Cause	SC	16	41	41	15	26
Traffic Total		722	995	1,198	725	473
<u>Civil</u>						
Abstract	AJ	1	0	1	1	-
Admin License	AL	8	0	8	8	-
Detinue	DT	2	2	2	0	2
Garnishment	GA	11	2	14	12	2
Impoundment	IM	7	0	7	7	-
Interrogatory	IN	2	3	4	1	3
Motion for Judgment	MJ	6	7	8	4	4
Other	OT	1	0	1	1	-
Protective Order	PO	1	0	1	1	-
Prelim Prot Order	PP	3	0	3	3	-
Unlawful Detainer	UD	48	28	53	44	9
Warrant in Debt	WD	37	39	50	28	22
Civil Total		127	81	152	110	42
Isle of Wight Totals		999	1,538	1,815	970	845

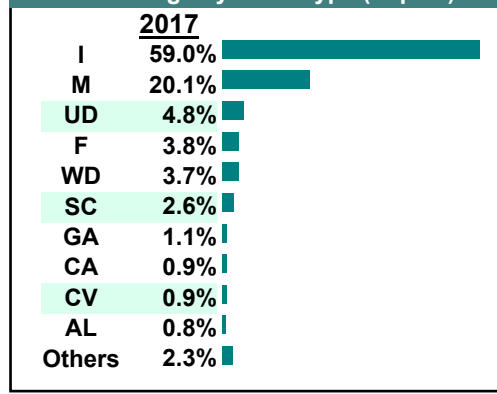
Calendared Filings with Top 12 Scheduled Times



% of Filings by Division



% of Filings by Case Type (Top 10)




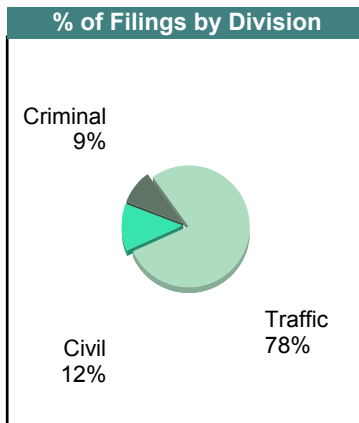
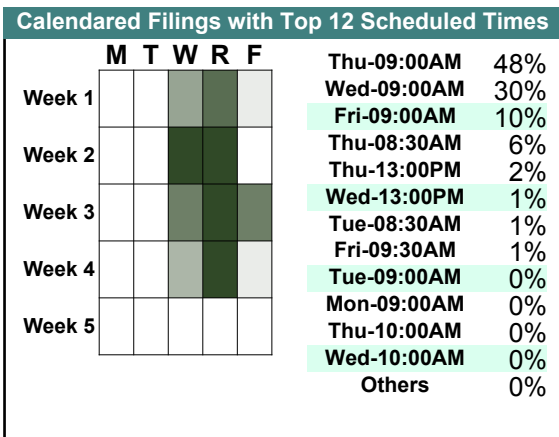
CASELOAD STATISTICS OF THE GENERAL DISTRICT COURTS

January 2017

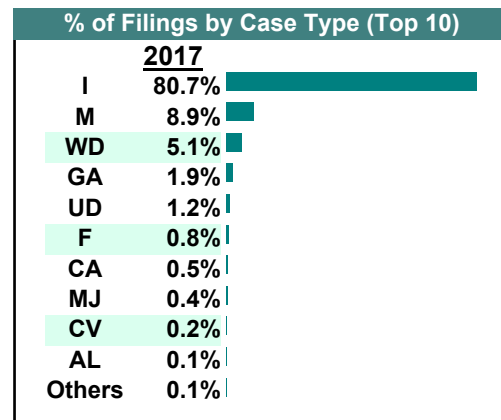
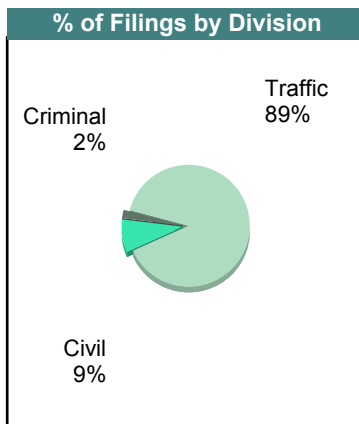
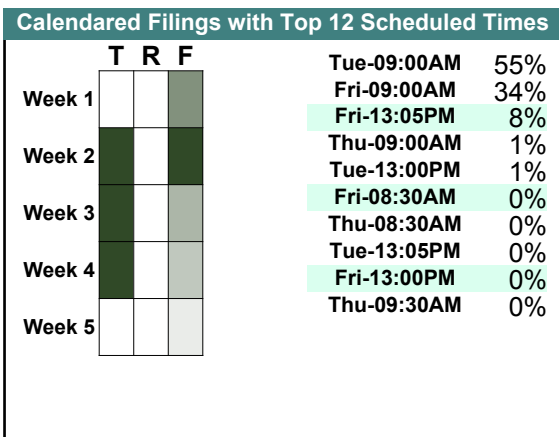
Isle of Wight

District: 5

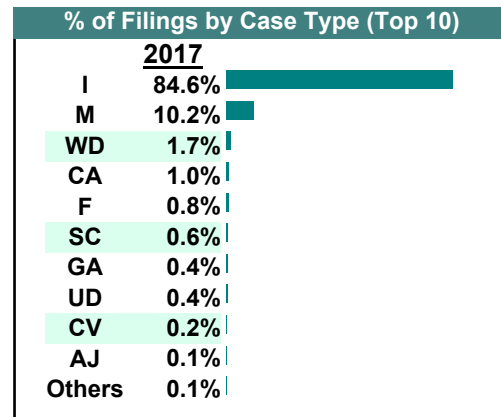
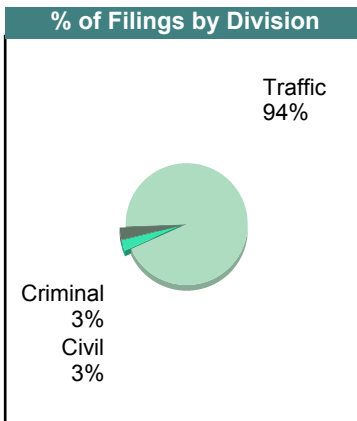
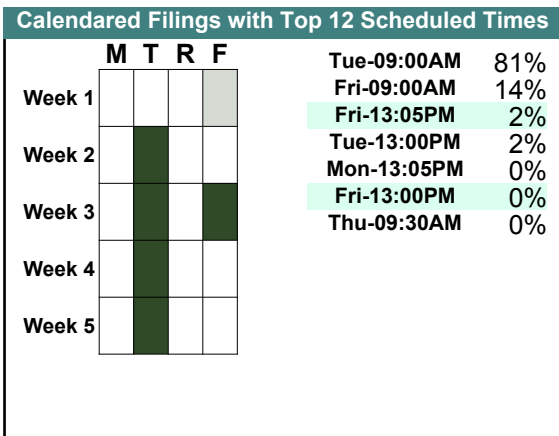
		<u>Filings</u>	<u>Hearings</u>	<u>Transactions</u>	<u>Concluded</u>	<u>Cont</u>
<u>Criminal</u>						
Capias	CA	5	15	15	5	10
Civil Violation	CV	1	9	9	4	5
Felony	F	18	159	167	32	135
Misdemeanor	M	81	256	261	120	141
Show Cause	SC	8	16	16	11	5
Criminal Total		113	455	468	172	296
<u>Traffic</u>						
Capias	CA	9	28	28	8	20
Civil Violation	CV	1	1	1	1	-
Felony	F	1	2	2	0	2
Infraction	I	786	865	1,127	829	298
Misdemeanor	M	152	395	396	164	232
Show Cause	SC	12	45	45	17	28
Traffic Total		961	1,336	1,599	1,019	580
<u>Civil</u>						
Abstract	AJ	1	0	1	1	-
Admin License	AL	10	0	10	10	-
Detinue	DT	2	2	3	2	1
Garnishment	GA	8	0	9	9	-
Impoundment	IM	3	0	3	3	-
Interrogatory	IN	3	4	8	4	4
Motion for Judgment	MJ	12	9	12	8	4
Protective Order	PO	3	1	3	2	-
Prelim Prot Order	PP	6	0	6	6	-
Show Cause	SC	2	0	2	2	-
Unlawful Detainer	UD	52	24	58	50	8
Warrant in Debt	WD	50	55	69	48	21
Civil Total		152	95	184	145	38
Isle of Wight Totals		1,226	1,886	2,251	1,336	914



		Filings	Hearings	Transactions	Concluded	Cont
<u>Criminal</u>						
Capias	CA	0	2	2	0	2
Civil Violation	CV	2	2	2	0	2
Felony	F	5	17	17	2	15
Misdemeanor	M	10	44	44	13	31
Show Cause	SC	0	1	1	0	1
Criminal Total		17	66	66	15	51
<u>Traffic</u>						
Capias	CA	4	20	20	4	16
Felony	F	2	5	5	0	5
Infraction	I	669	544	863	681	182
Misdemeanor	M	64	169	169	83	86
Show Cause	SC	1	12	12	4	8
Traffic Total		740	750	1,069	772	297
<u>Civil</u>						
Admin License	AL	1	0	1	1	-
Garnishment	GA	16	0	17	17	-
Motion for Judgment	MJ	3	4	4	0	4
Unlawful Detainer	UD	10	14	16	12	4
Warrant in Debt	WD	42	48	57	44	13
Civil Total		72	66	95	74	21
Southampton Totals		829	882	1,230	861	369



		Filings	Hearings	Transactions	Concluded	Cont
<u>Criminal</u>						
Capias	CA	3	5	5	2	3
Civil Violation	CV	2	4	4	2	2
Felony	F	7	35	35	7	28
Misdemeanor	M	22	73	75	24	51
Show Cause	SC	0	1	1	1	-
Criminal Total		34	118	120	36	84
<u>Traffic</u>						
Capias	CA	7	30	30	8	22
Felony	F	1	4	4	3	1
Infraction	I	864	757	1,164	944	220
Misdemeanor	M	82	239	239	121	118
Show Cause	SC	5	25	25	11	14
Traffic Total		959	1,055	1,462	1,087	375
<u>Civil</u>						
Abstract	AJ	1	0	1	1	-
Garnishment	GA	4	0	4	4	-
Protective Order	PO	1	2	2	1	1
Show Cause	SC	1	1	3	2	1
Unlawful Detainer	UD	4	4	4	4	-
Warrant in Debt	WD	17	21	22	17	5
Civil Total		28	28	36	29	7
Southampton Totals		1,021	1,201	1,618	1,152	466



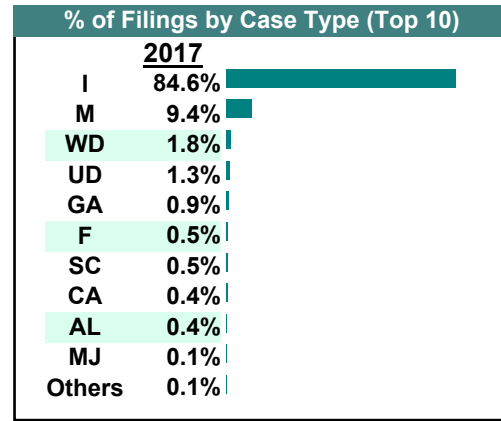
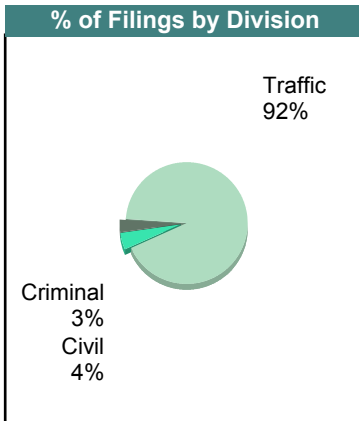
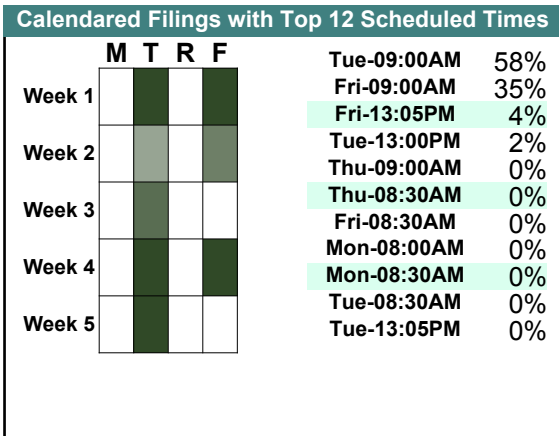
CASELOAD STATISTICS OF THE GENERAL DISTRICT COURTS

October 2017

Southampton

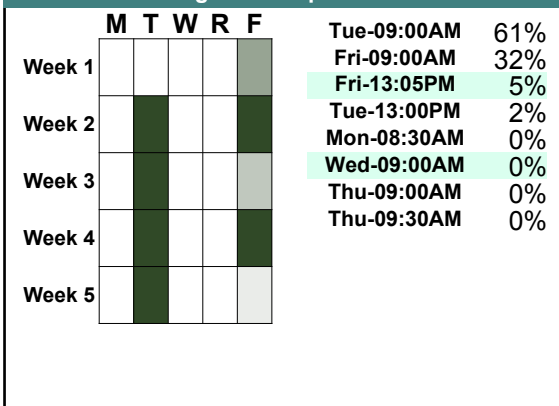
District: 5

		<u>Filings</u>	<u>Hearings</u>	<u>Transactions</u>	<u>Concluded</u>	<u>Cont</u>
<u>Criminal</u>						
Capias	CA	1	1	1	1	-
Civil Violation	CV	1	4	4	2	2
Felony	F	8	69	69	40	29
Misdemeanor	M	42	105	105	50	55
Show Cause	SC	2	3	3	2	1
Criminal Total		54	182	182	95	87
<u>Traffic</u>						
Capias	CA	6	19	19	4	15
Felony	F	1	5	5	1	4
Infraction	I	1,401	983	1,634	1,353	281
Misdemeanor	M	114	233	234	101	133
Show Cause	SC	7	18	18	8	10
Traffic Total		1,529	1,258	1,910	1,467	443
<u>Civil</u>						
Admin License	AL	6	0	6	6	-
Detinue	DT	0	2	2	1	1
Garnishment	GA	15	0	16	16	-
Motion for Judgment	MJ	2	3	3	0	3
Petition-Restore Arms	PR	1	0	1	1	-
Unlawful Detainer	UD	21	14	23	20	3
Warrant in Debt	WD	29	38	54	42	12
Civil Total		74	57	105	86	19
Southampton Totals		1,657	1,497	2,197	1,648	549

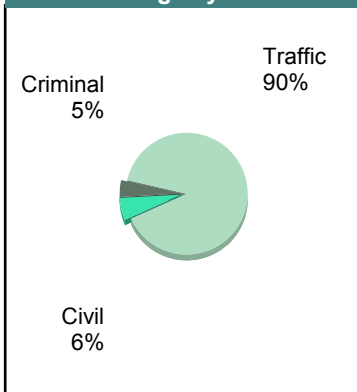


		<u>Filings</u>	<u>Hearings</u>	<u>Transactions</u>	<u>Concluded</u>	<u>Cont</u>
<u>Criminal</u>						
Capias	CA	0	2	2	2	-
Civil Violation	CV	2	5	5	3	2
Felony	F	24	57	57	14	43
Misdemeanor	M	38	91	91	27	64
Show Cause	SC	1	3	3	2	1
Criminal Total		65	158	158	48	110
<u>Traffic</u>						
Capias	CA	4	25	25	7	18
Felony	F	1	3	3	0	3
Infraction	I	1,140	901	1,409	1,162	247
Misdemeanor	M	115	257	257	120	137
Show Cause	SC	6	22	22	7	15
Traffic Total		1,266	1,208	1,716	1,296	420
<u>Civil</u>						
Admin License	AL	1	0	1	1	-
Detinue	DT	1	0	1	1	-
Garnishment	GA	9	0	9	9	-
Interrogatory	IN	2	1	2	1	1
Motion for Judgment	MJ	0	1	1	0	1
Overweight	OC	1	0	1	1	-
Protective Order	PO	1	1	1	0	1
Prelim Prot Order	PP	1	0	2	2	-
Show Cause	SC	1	1	2	1	1
Unlawful Detainer	UD	9	7	10	8	2
Warrant in Debt	WD	55	52	72	52	20
Civil Total		81	63	102	76	26
Southampton Totals		1,412	1,429	1,976	1,420	556

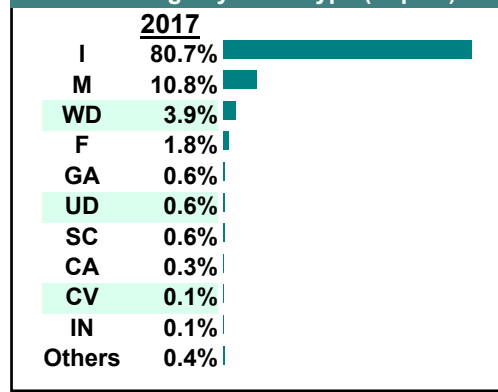
Calendared Filings with Top 12 Scheduled Times



% of Filings by Division

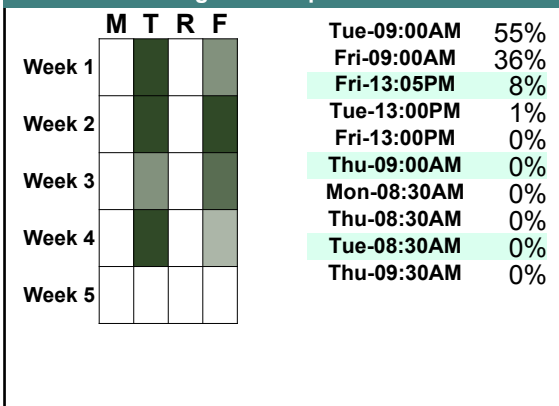


% of Filings by Case Type (Top 10)

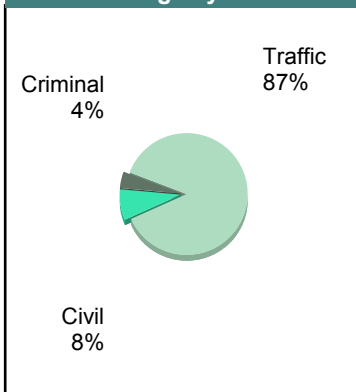


		<u>Filings</u>	<u>Hearings</u>	<u>Transactions</u>	<u>Concluded</u>	<u>Cont</u>
<u>Criminal</u>						
Capias	CA	2	3	3	1	2
Civil Violation	CV	0	2	2	2	-
Felony	F	30	60	60	10	50
Misdemeanor	M	34	101	101	41	60
Show Cause	SC	4	7	7	5	2
Criminal Total		70	173	173	59	114
<u>Traffic</u>						
Capias	CA	4	15	15	2	13
Felony	F	0	1	1	0	1
Infraction	I	1,226	887	1,486	1,199	287
Misdemeanor	M	121	247	247	125	122
Show Cause	SC	12	28	28	10	18
Traffic Total		1,363	1,178	1,777	1,336	441
<u>Civil</u>						
Admin License	AL	1	0	1	1	-
Detinue	DT	0	1	1	0	1
Garnishment	GA	18	2	18	16	2
Interrogatory	IN	0	0	1	1	-
Motion for Judgment	MJ	1	1	1	0	1
Protective Order	PO	1	1	3	3	-
Prelim Prot Order	PP	2	1	2	1	1
Petition-Restore Arms	PR	2	0	2	2	-
Show Cause	SC	1	3	3	2	1
Unlawful Detainer	UD	14	11	15	13	2
Warrant in Debt	WD	87	78	104	85	18
Civil Total		127	98	151	124	26
Southampton Totals		1,560	1,449	2,101	1,519	581

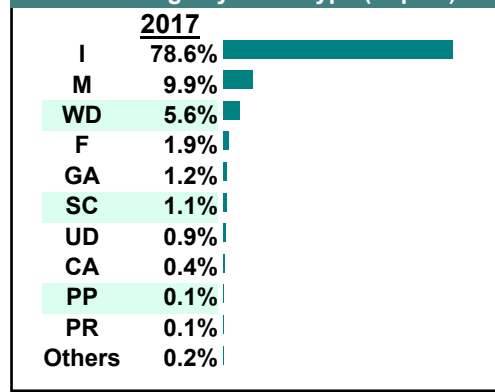
Calendared Filings with Top 12 Scheduled Times



% of Filings by Division




% of Filings by Case Type (Top 10)

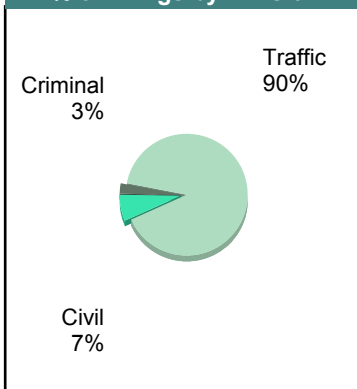


		<u>Filings</u>	<u>Hearings</u>	<u>Transactions</u>	<u>Concluded</u>	<u>Cont</u>
<u>Criminal</u>						
Capias	CA	0	1	1	1	-
Civil Violation	CV	0	4	4	1	3
Felony	F	12	32	32	6	26
Misdemeanor	M	22	53	54	19	35
Show Cause	SC	0	6	6	3	3
Criminal Total		34	96	97	30	67
<u>Traffic</u>						
Capias	CA	4	11	11	1	10
Felony	F	0	2	2	0	2
Infraction	I	1,021	750	1,200	981	219
Misdemeanor	M	107	199	199	79	120
Show Cause	SC	7	17	17	4	13
Traffic Total		1,139	979	1,429	1,065	364
<u>Civil</u>						
Detinue	DT	1	2	2	0	2
Garnishment	GA	9	0	9	9	-
Protective Order	PO	3	1	4	3	1
Prelim Prot Order	PP	1	0	1	1	-
Petition-Restore Arms	PR	4	0	4	4	-
Show Cause	SC	0	1	1	0	1
Unlawful Detainer	UD	20	18	22	21	1
Warrant in Debt	WD	50	36	63	44	19
Civil Total		88	58	106	82	24
Southampton Totals		1,261	1,133	1,632	1,177	455

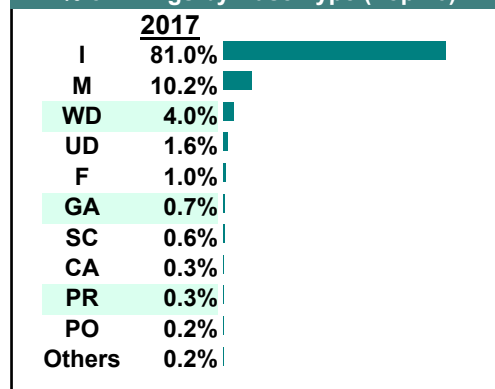
Calendared Filings with Top 12 Scheduled Times



% of Filings by Division



% of Filings by Case Type (Top 10)



CASELOAD STATISTICS OF THE GENERAL DISTRICT COURTS

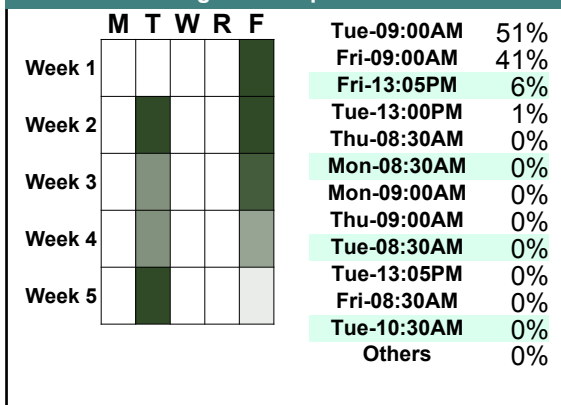
June 2017

Southampton

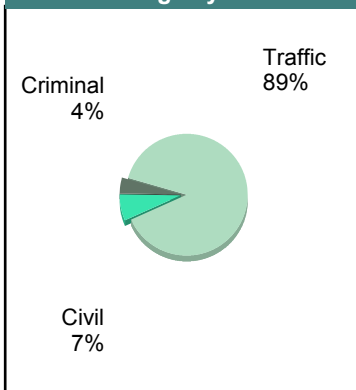
District: 5

		<u>Filings</u>	<u>Hearings</u>	<u>Transactions</u>	<u>Concluded</u>	<u>Cont</u>
<u>Criminal</u>						
Capias	CA	0	4	4	1	3
Civil Violation	CV	1	3	3	1	2
Felony	F	13	44	44	12	32
Misdemeanor	M	39	93	94	34	60
Show Cause	SC	2	5	5	3	2
Criminal Total		55	149	150	51	99
<u>Traffic</u>						
Capias	CA	6	17	17	2	15
Felony	F	2	6	6	2	4
Infraction	I	1,070	872	1,408	1,139	269
Misdemeanor	M	120	246	246	114	132
Show Cause	SC	7	18	18	5	13
Traffic Total		1,205	1,159	1,695	1,262	433
<u>Civil</u>						
Admin License	AL	7	0	7	7	-
Garnishment	GA	10	1	12	11	1
Impoundment	IM	2	0	2	2	-
Other	OT	2	0	2	2	-
Protective Order	PO	1	2	2	0	2
Prelim Prot Order	PP	1	0	1	1	-
Show Cause	SC	1	1	1	0	1
Unlawful Detainer	UD	11	15	16	13	3
Warrant in Debt	WD	59	54	76	57	19
Civil Total		94	73	119	93	26
Southampton Totals		1,354	1,381	1,964	1,406	558

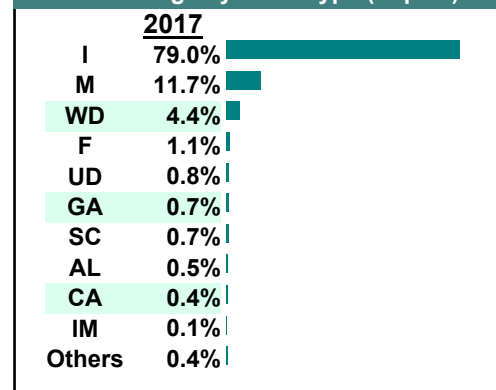
Calendared Filings with Top 12 Scheduled Times



% of Filings by Division



% of Filings by Case Type (Top 10)



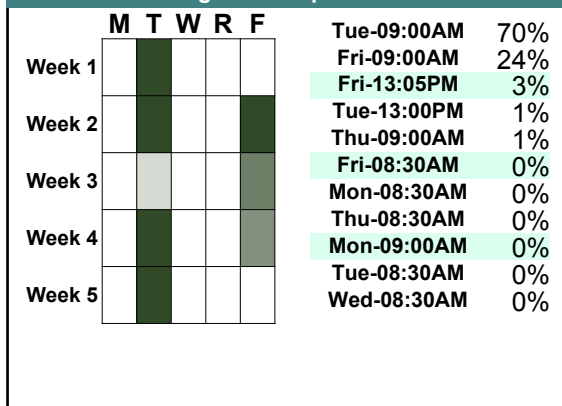
		Filings	Hearings	Transactions	Concluded	Cont
<u>Criminal</u>						
Capias	CA	1	4	4	3	1
Civil Violation	CV	5	7	7	1	6
Felony	F	11	54	54	27	27
Misdemeanor	M	32	86	87	40	47
Show Cause	SC	3	10	10	3	7
Criminal Total		52	161	162	74	88

		Filings	Hearings	Transactions	Concluded	Cont
<u>Traffic</u>						
Capias	CA	4	18	18	9	9
Felony	F	2	3	3	1	2
Infraction	I	1,058	839	1,304	1,023	281
Misdemeanor	M	101	195	195	92	103
Show Cause	SC	5	17	17	7	10
Traffic Total		1,170	1,072	1,537	1,132	405

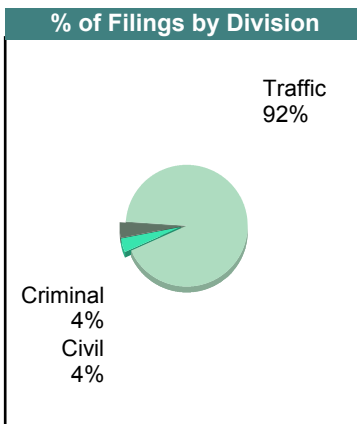
		Filings	Hearings	Transactions	Concluded	Cont
<u>Civil</u>						
Admin License	AL	6	0	6	6	-
Detinue	DT	0	0	1	1	-
Garnishment	GA	13	0	13	13	-
Impoundment	IM	1	0	1	1	-
Interrogatory	IN	3	1	4	3	1
Other	OT	1	0	1	1	-
Protective Order	PO	2	1	2	1	1
Prelim Prot Order	PP	1	1	2	1	1
Petition-Restore Arms	PR	1	0	1	1	-
Unlawful Detainer	UD	11	9	12	11	1
Warrant in Debt	WD	8	25	33	21	12
Civil Total		47	37	76	60	16

Southampton Totals		1,269	1,270	1,775	1,266	509
---------------------------	--	--------------	--------------	--------------	--------------	------------

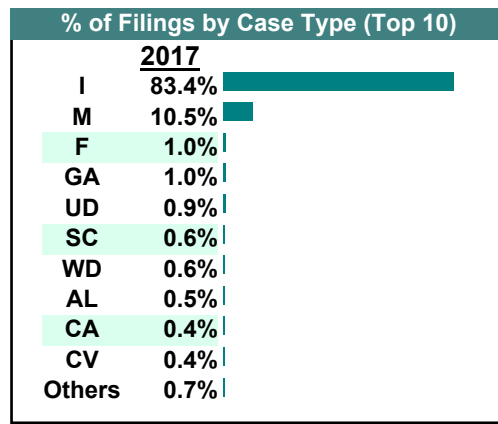
Calendared Filings with Top 12 Scheduled Times



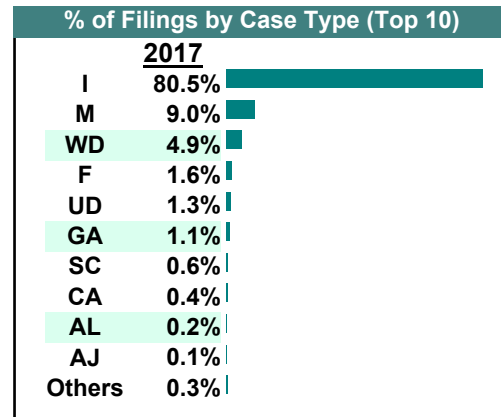
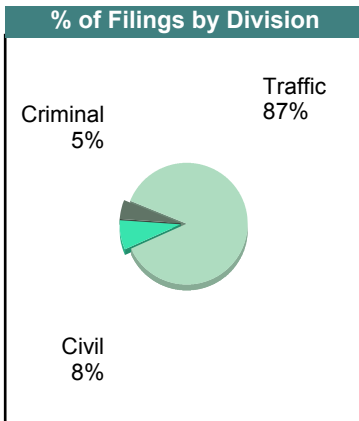
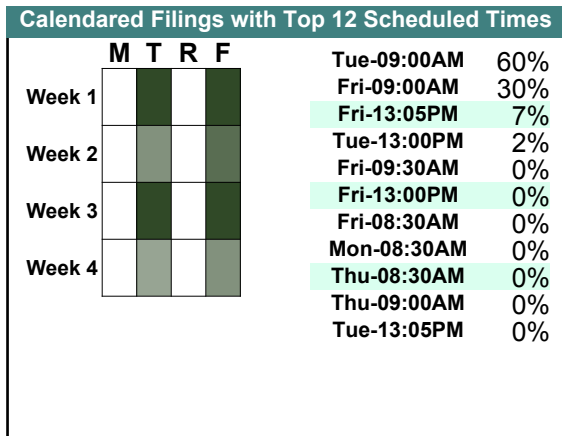
% of Filings by Division



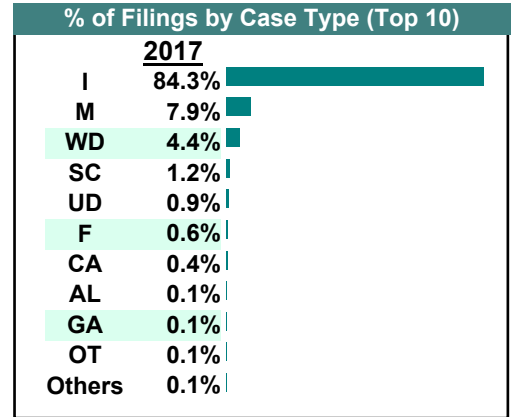
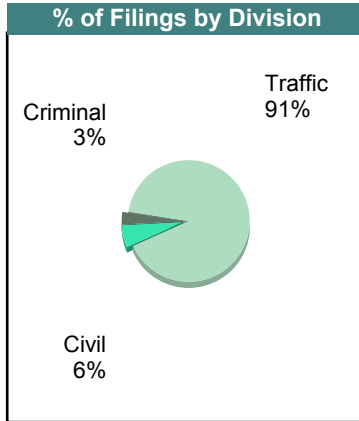
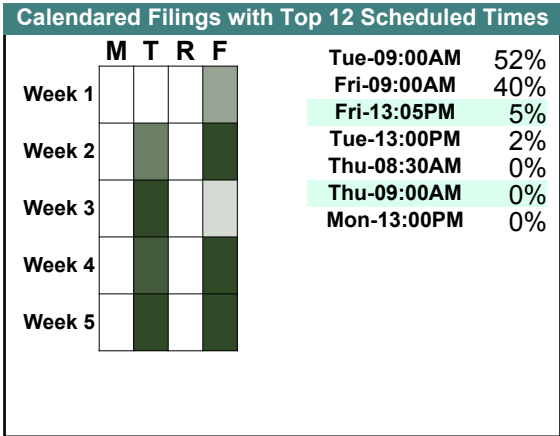
% of Filings by Case Type (Top 10)



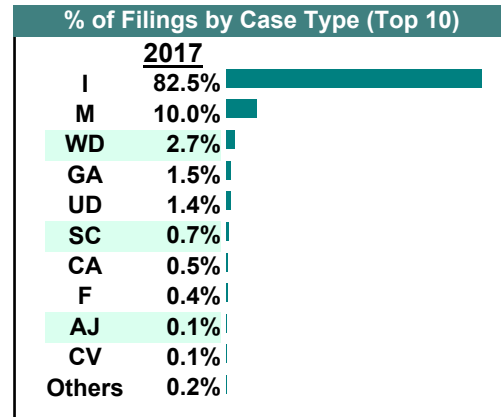
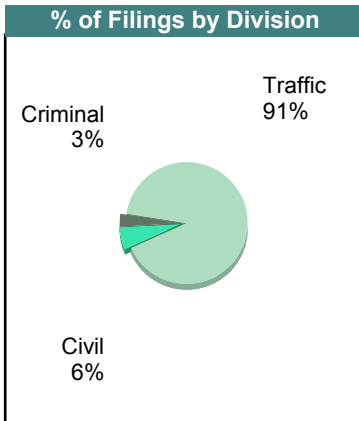
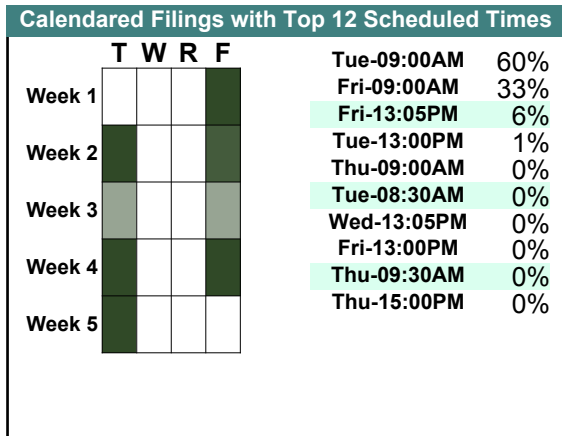
		<u>Filings</u>	<u>Hearings</u>	<u>Transactions</u>	<u>Concluded</u>	<u>Cont</u>
<u>Criminal</u>						
Capias	CA	2	2	2	0	2
Civil Violation	CV	1	6	6	4	2
Felony	F	18	38	38	10	28
Misdemeanor	M	33	72	72	24	48
Show Cause	SC	4	4	4	4	-
Criminal Total		58	122	122	42	80
<u>Traffic</u>						
Capias	CA	3	7	7	1	6
Felony	F	2	4	4	0	4
Infraction	I	980	770	1,223	971	252
Misdemeanor	M	76	151	152	63	89
Show Cause	SC	2	8	8	0	8
Traffic Total		1,063	940	1,394	1,035	359
<u>Civil</u>						
Abstract	AJ	1	0	1	1	-
Admin License	AL	2	0	2	2	-
Detinue	DT	1	1	1	0	1
Garnishment	GA	13	1	13	12	1
Interrogatory	IN	1	1	1	0	1
Prelim Prot Order	PP	1	0	1	1	-
Show Cause	SC	1	1	3	3	-
Unlawful Detainer	UD	16	15	16	13	3
Warrant in Debt	WD	60	59	81	52	29
Civil Total		96	78	119	84	35
Southampton Totals		1,217	1,140	1,635	1,161	474



		Filings	Hearings	Transactions	Concluded	Cont
<u>Criminal</u>						
Capias	CA	3	5	5	4	1
Civil Violation	CV	0	3	3	2	1
Felony	F	9	41	41	15	26
Misdemeanor	M	29	113	113	56	57
Show Cause	SC	7	8	8	2	6
Criminal Total		48	170	170	79	91
<u>Traffic</u>						
Capias	CA	2	17	17	0	17
Felony	F	0	1	1	0	1
Infraction	I	1,181	948	1,519	1,223	296
Misdemeanor	M	82	201	201	106	95
Show Cause	SC	8	19	19	6	13
Traffic Total		1,273	1,186	1,757	1,335	422
<u>Civil</u>						
Admin License	AL	1	0	2	2	-
Garnishment	GA	1	0	1	1	-
Other	OT	1	1	1	1	-
Protective Order	PO	1	1	1	1	-
Show Cause	SC	2	2	2	0	2
Unlawful Detainer	UD	13	14	16	15	1
Warrant in Debt	WD	61	55	79	55	24
Civil Total		80	73	102	75	27
Southampton Totals		1,401	1,429	2,029	1,489	540



		<u>Filings</u>	<u>Hearings</u>	<u>Transactions</u>	<u>Concluded</u>	<u>Cont</u>
<u>Criminal</u>						
Capias	CA	2	2	2	1	1
Civil Violation	CV	1	5	5	2	3
Felony	F	5	57	57	23	34
Misdemeanor	M	32	112	112	45	67
Show Cause	SC	1	3	3	2	1
Criminal Total		41	179	179	73	106
<u>Traffic</u>						
Capias	CA	4	11	11	4	7
Felony	F	0	2	2	1	1
Infraction	I	976	883	1,353	1,096	257
Misdemeanor	M	86	225	225	114	111
Show Cause	SC	7	13	13	6	7
Traffic Total		1,073	1,134	1,604	1,221	383
<u>Civil</u>						
Abstract	AJ	1	1	1	1	-
Garnishment	GA	18	0	18	18	-
Protective Order	PO	1	0	1	1	-
Prelim Prot Order	PP	1	0	1	1	-
Show Cause	SC	0	0	1	1	-
Unlawful Detainer	UD	16	13	17	15	2
Warrant in Debt	WD	32	31	41	33	8
Civil Total		69	45	80	70	10
Southampton Totals		1,183	1,358	1,863	1,364	499



CASELOAD STATISTICS OF THE GENERAL DISTRICT COURTS


January 2017

Southampton

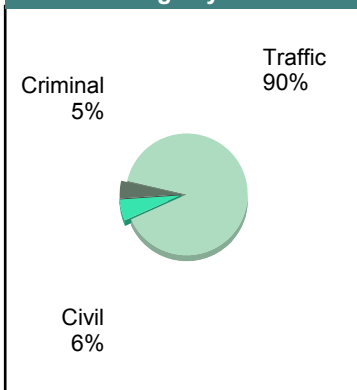
District: 5

		Filings	Hearings	Transactions	Concluded	Cont
<u>Criminal</u>						
Capias	CA	0	2	2	0	2
Civil Violation	CV	0	4	4	1	3
Felony	F	19	61	61	7	54
Misdemeanor	M	54	110	111	27	84
Show Cause	SC	0	3	3	1	2
Criminal Total		73	180	181	36	145
<u>Traffic</u>						
Capias	CA	1	14	14	0	14
Felony	F	0	1	1	1	-
Infraction	I	1,255	1,043	1,510	1,160	350
Misdemeanor	M	136	267	267	131	136
Show Cause	SC	14	23	23	11	12
Traffic Total		1,406	1,348	1,815	1,303	512
<u>Civil</u>						
Admin License	AL	3	0	3	3	-
Detinue	DT	3	0	3	3	-
Garnishment	GA	14	0	14	14	-
Protective Order	PO	2	2	3	3	-
Prelim Prot Order	PP	1	0	1	1	-
Petition-Restore Arms	PR	1	0	1	1	-
Show Cause	SC	1	1	1	0	1
Unlawful Detainer	UD	21	20	23	22	1
Warrant in Debt	WD	42	46	56	43	13
Civil Total		88	69	105	90	15
Southampton Totals		1,567	1,597	2,101	1,429	672

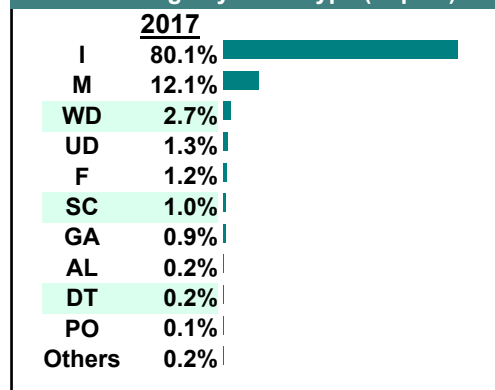
Calendar Filings with Top 12 Scheduled Times



% of Filings by Division



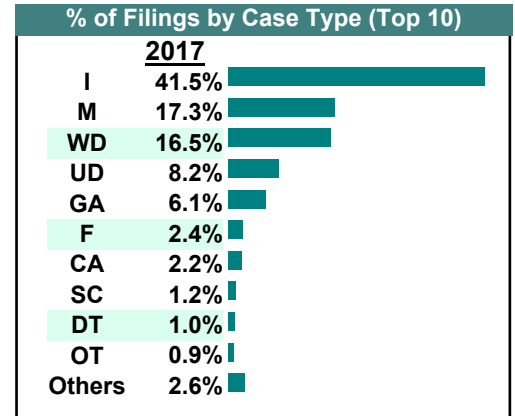
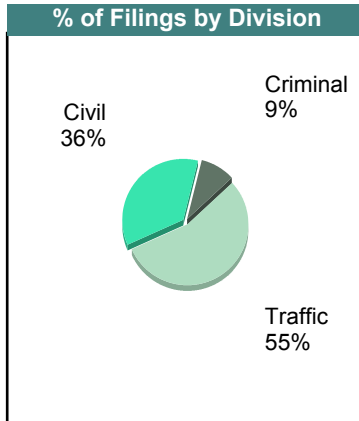
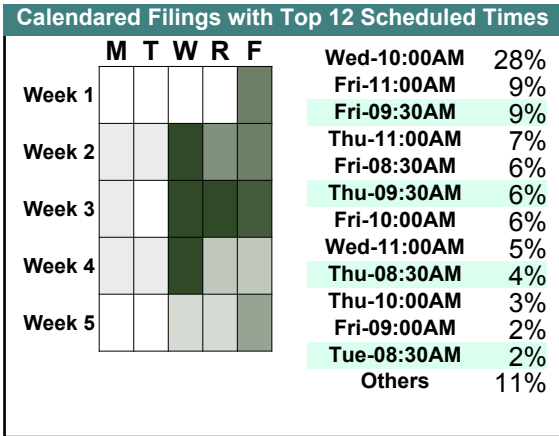
% of Filings by Case Type (Top 10)



CASELOAD STATISTICS OF THE GENERAL DISTRICT COURTS

December 2017

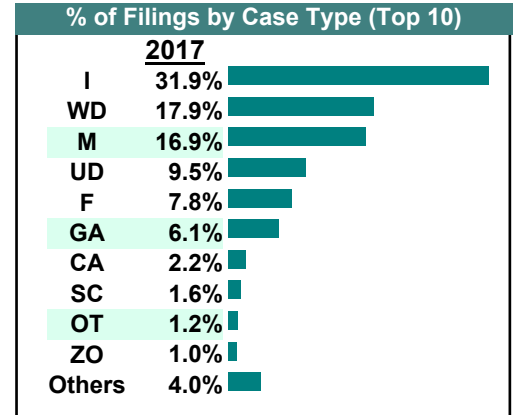
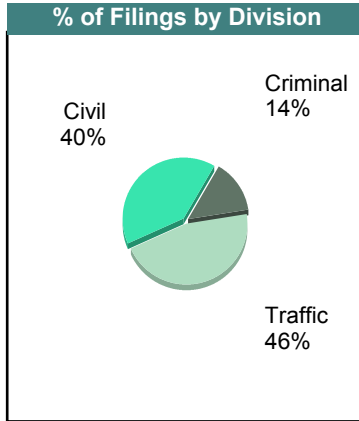
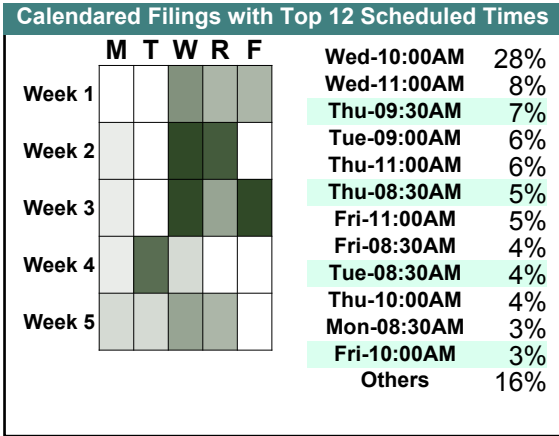
		<u>Filings</u>	<u>Hearings</u>	<u>Transactions</u>	<u>Concluded</u>	<u>Cont</u>
<u>Criminal</u>						
Capias	CA	13	27	27	11	16
Felony	F	55	266	266	86	180
Misdemeanor	M	143	353	357	134	223
Show Cause	SC	5	13	13	6	7
Criminal Total		216	659	663	237	426
<u>Traffic</u>						
Capias	CA	37	89	89	45	44
Civil Violation	CV	2	15	15	7	8
Felony	F	1	2	2	0	2
Infraction	I	980	989	1,339	923	409
Misdemeanor	M	266	789	789	264	523
Show Cause	SC	15	38	38	18	20
Traffic Total		1,301	1,922	2,272	1,257	1,006
<u>Civil</u>						
Abstract	AJ	6	0	6	6	-
Capias	CA	1	0	1	1	-
Detinue	DT	24	19	29	25	4
Garnishment	GA	144	33	182	149	33
Interrogatory	IN	11	8	22	14	7
Motion for Judgment	MJ	4	3	4	4	-
Overweight	OC	7	4	14	10	4
Other	OT	21	1	21	20	1
Protective Order	PO	13	7	17	10	6
Petition-Restore Arms	PR	0	1	1	0	1
Show Cause	SC	9	4	15	11	2
Tenants Assertion	TA	0	1	1	0	1
Unlawful Detainer	UD	193	151	212	181	30
Warrant in Debt	WD	390	392	500	351	144
Zoning Viol	ZO	19	24	41	26	15
Civil Total		842	648	1,066	808	248
Suffolk Totals		2,359	3,229	4,001	2,302	1,680



CASELOAD STATISTICS OF THE GENERAL DISTRICT COURTS

November 2017

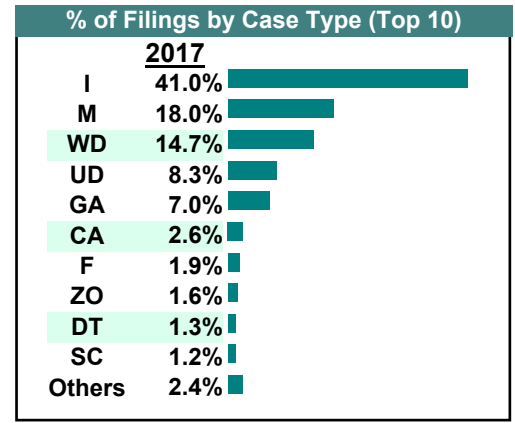
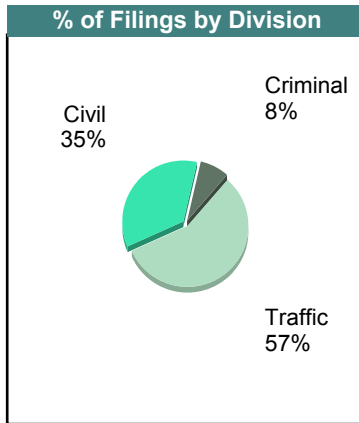
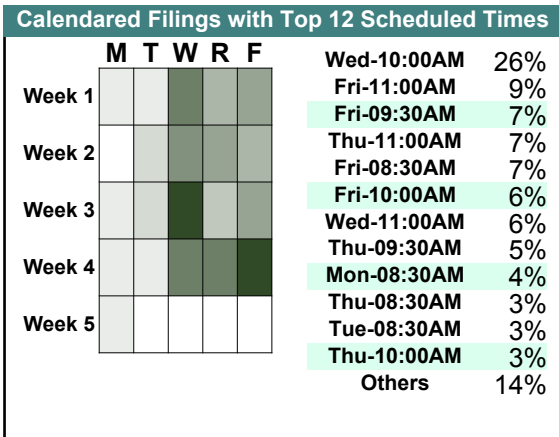
		<u>Filings</u>	<u>Hearings</u>	<u>Transactions</u>	<u>Concluded</u>	<u>Cont</u>
<u>Criminal</u>						
Capias	CA	7	19	19	9	10
Felony	F	171	429	429	53	376
Misdemeanor	M	123	340	342	147	194
Show Cause	SC	7	13	13	7	6
Criminal Total		308	801	803	216	586
<u>Traffic</u>						
Capias	CA	40	74	74	36	37
Civil Violation	CV	3	13	13	0	13
Infraction	I	696	765	1,021	719	299
Misdemeanor	M	245	713	714	245	468
Show Cause	SC	18	33	33	11	21
Traffic Total		1,002	1,598	1,855	1,011	838
<u>Civil</u>						
Abstract	AJ	20	0	20	20	-
Detinue	DT	19	14	25	21	4
Garnishment	GA	134	34	156	122	34
Interrogatory	IN	10	6	14	8	6
Motion for Judgment	MJ	0	1	1	0	1
Overweight	OC	18	11	20	9	11
Other	OT	26	0	26	26	-
Protective Order	PO	14	8	27	19	7
Prelim Prot Order	PP	4	1	6	5	1
Show Cause	SC	9	1	11	10	1
Unlawful Detainer	UD	207	174	233	215	18
Warrant in Debt	WD	390	398	503	373	130
Zoning Viol	ZO	22	32	45	21	24
Civil Total		873	680	1,087	849	237
Suffolk Totals		2,183	3,079	3,745	2,076	1,661



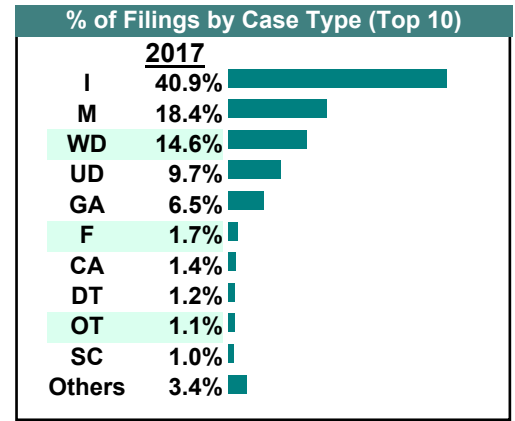
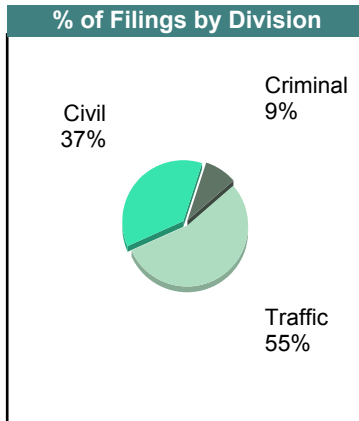
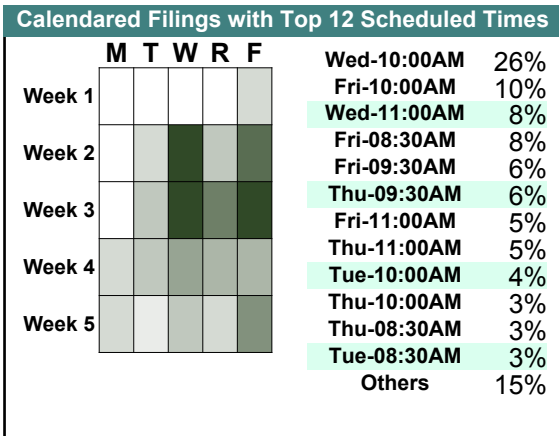
CASELOAD STATISTICS OF THE GENERAL DISTRICT COURTS

October 2017

		<u>Filings</u>	<u>Hearings</u>	<u>Transactions</u>	<u>Concluded</u>	<u>Cont</u>
<u>Criminal</u>						
Capias	CA	11	34	34	12	22
Felony	F	42	254	254	76	178
Misdemeanor	M	115	347	351	124	227
Show Cause	SC	5	8	8	3	5
Criminal Total		173	643	647	215	432
<u>Traffic</u>						
Capias	CA	46	85	85	43	42
Civil Violation	CV	6	13	13	3	10
Infraction	I	915	955	1,308	903	403
Misdemeanor	M	287	843	843	284	557
Show Cause	SC	16	40	40	24	14
Traffic Total		1,270	1,936	2,289	1,257	1,026
<u>Civil</u>						
Abstract	AJ	3	0	3	3	-
Detinue	DT	30	20	39	30	9
Garnishment	GA	157	25	189	164	25
Interrogatory	IN	4	6	10	4	6
Motion for Judgment	MJ	1	1	2	1	1
Other	OT	26	1	26	25	-
Protective Order	PO	11	15	20	5	15
Prelim Prot Order	PP	1	3	7	4	3
Petition-Restore Arms	PR	1	1	1	0	1
Show Cause	SC	6	5	9	6	3
Tenants Assertion	TA	1	1	1	0	1
Unlawful Detainer	UD	184	158	221	191	29
Warrant in Debt	WD	327	329	457	344	112
Zoning Viol	ZO	35	28	49	26	23
Civil Total		787	593	1,034	803	228
Suffolk Totals		2,230	3,172	3,970	2,275	1,686



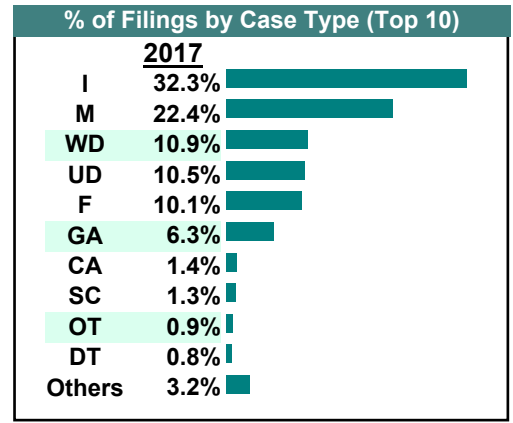
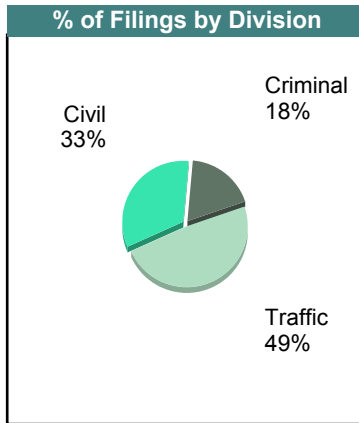
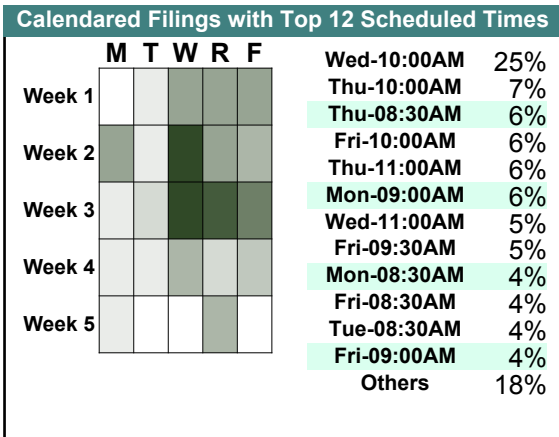
		<u>Filings</u>	<u>Hearings</u>	<u>Transactions</u>	<u>Concluded</u>	<u>Cont</u>
<u>Criminal</u>						
Capias	CA	5	36	36	18	18
Felony	F	42	405	405	80	325
Misdemeanor	M	160	411	417	199	218
Show Cause	SC	5	13	13	6	7
Criminal Total		212	865	871	303	568
<u>Traffic</u>						
Capias	CA	29	81	81	45	36
Civil Violation	CV	7	23	23	9	14
Infraction	I	1,002	955	1,327	944	379
Misdemeanor	M	291	824	827	316	510
Show Cause	SC	9	40	40	20	20
Traffic Total		1,338	1,923	2,298	1,334	959
<u>Civil</u>						
Abstract	AJ	11	0	11	11	-
Capias	CA	1	0	1	1	-
Counter Claim	CC	1	0	1	1	-
Detinue	DT	29	26	42	32	10
Garnishment	GA	160	32	189	157	31
Interrogatory	IN	9	10	33	23	10
Motion for Judgment	MJ	8	5	12	10	2
Overweight	OC	11	6	19	13	6
Other	OT	27	8	29	21	1
Protective Order	PO	11	6	19	13	6
Prelim Prot Order	PP	4	6	9	3	6
Show Cause	SC	11	5	22	17	5
Unlawful Detainer	UD	238	182	262	231	31
Warrant in Debt	WD	358	361	469	341	128
Zoning Viol	ZO	21	21	30	18	12
Civil Total		900	668	1,148	892	248
Suffolk Totals		2,450	3,456	4,317	2,529	1,775



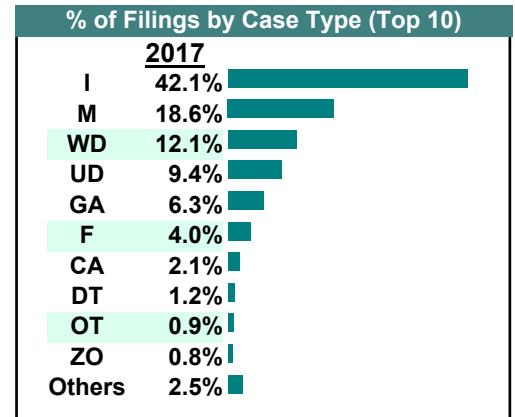
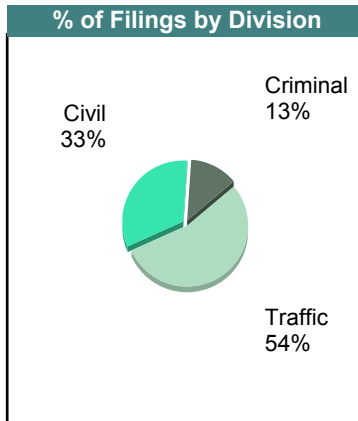
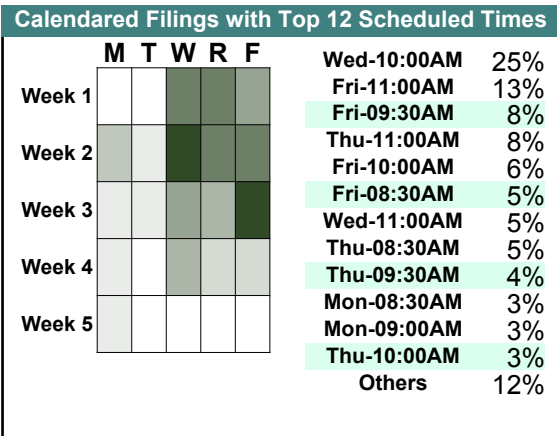
CASELOAD STATISTICS OF THE GENERAL DISTRICT COURTS

August 2017

		<u>Filings</u>	<u>Hearings</u>	<u>Transactions</u>	<u>Concluded</u>	<u>Cont</u>
<u>Criminal</u>						
Capias	CA	8	46	46	21	25
Felony	F	201	438	438	100	338
Misdemeanor	M	155	426	436	214	221
Show Cause	SC	1	10	10	7	3
Criminal Total		365	920	930	342	587
<u>Traffic</u>						
Capias	CA	19	70	70	24	46
Civil Violation	CV	6	19	19	8	11
Infraction	I	642	795	1,026	662	363
Misdemeanor	M	290	781	781	240	541
Show Cause	SC	11	46	46	22	24
Traffic Total		968	1,711	1,942	956	985
<u>Civil</u>						
Abstract	AJ	5	0	5	5	-
Counter Claim	CC	0	0	2	2	-
Detinue	DT	15	10	18	16	2
Garnishment	GA	126	31	155	124	31
Interrogatory	IN	12	22	30	8	22
Motion for Judgment	MJ	6	6	6	2	4
Overweight	OC	6	0	6	6	-
Other	OT	17	3	17	14	-
Protective Order	PO	9	9	22	13	9
Prelim Prot Order	PP	4	4	10	6	4
Show Cause	SC	14	20	24	6	16
Unlawful Detainer	UD	209	173	231	202	29
Warrant in Debt	WD	217	274	363	253	110
Zoning Viol	ZO	15	20	35	22	13
Civil Total		655	572	924	679	240
Suffolk Totals		1,988	3,203	3,796	1,977	1,812



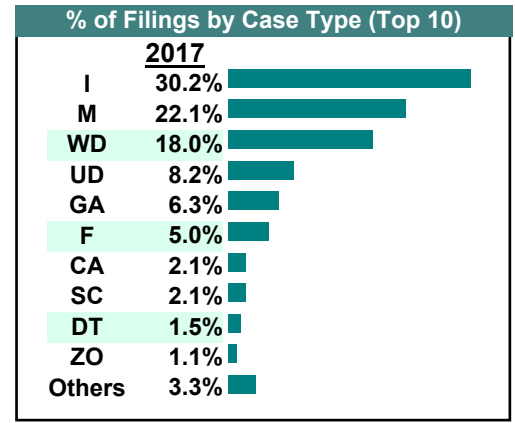
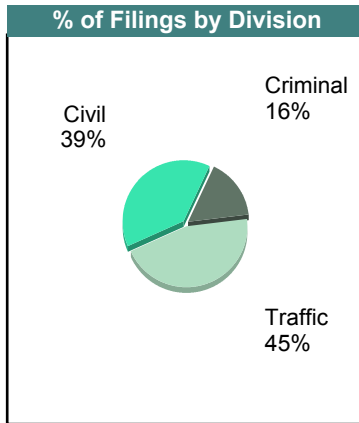
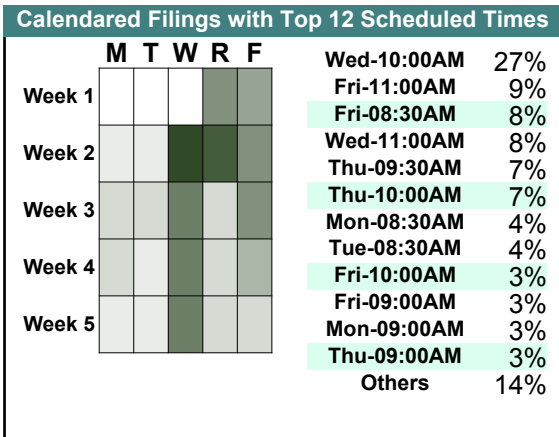
		<u>Filings</u>	<u>Hearings</u>	<u>Transactions</u>	<u>Concluded</u>	<u>Cont</u>
<u>Criminal</u>						
Capias	CA	16	46	46	14	32
Felony	F	88	352	352	71	281
Misdemeanor	M	174	443	452	162	290
Show Cause	SC	2	6	6	4	2
Criminal Total		280	847	856	251	605
<u>Traffic</u>						
Capias	CA	29	76	76	23	53
Civil Violation	CV	2	14	14	4	10
Infraction	I	915	870	1,185	775	410
Misdemeanor	M	231	695	695	234	461
Show Cause	SC	6	44	44	18	25
Traffic Total		1,183	1,699	2,014	1,054	959
<u>Civil</u>						
Abstract	AJ	1	0	1	1	-
Counter Claim	CC	0	1	1	0	1
Detinue	DT	25	22	29	20	9
Garnishment	GA	136	25	155	130	25
Interrogatory	IN	11	11	23	12	11
Motion for Judgment	MJ	7	7	9	8	1
Overweight	OC	6	0	6	6	-
Other	OT	20	7	21	14	1
Protective Order	PO	7	8	14	6	7
Prelim Prot Order	PP	4	4	7	3	4
Show Cause	SC	8	5	15	10	4
Tenants Assertion	TA	0	1	2	1	1
Unlawful Detainer	UD	205	179	233	206	27
Warrant in Debt	WD	263	329	401	276	125
Zoning Viol	ZO	17	21	36	21	15
Civil Total		710	620	953	714	231
Suffolk Totals		2,173	3,166	3,823	2,019	1,795



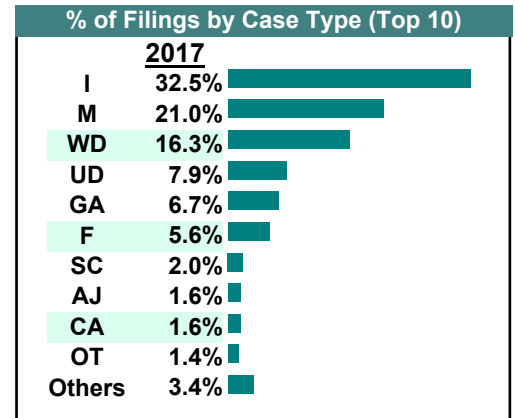
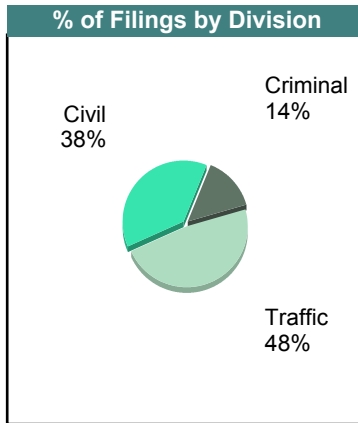
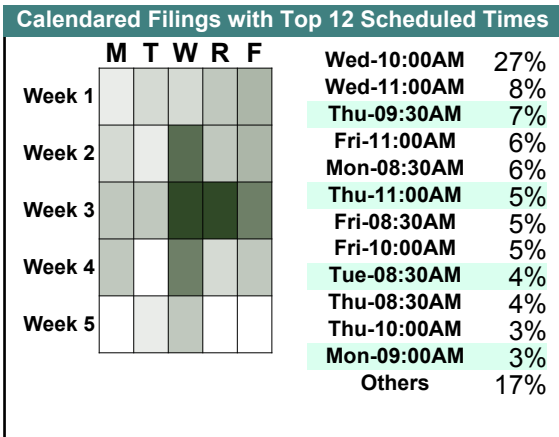
CASELOAD STATISTICS OF THE GENERAL DISTRICT COURTS

June 2017

		<u>Filings</u>	<u>Hearings</u>	<u>Transactions</u>	<u>Concluded</u>	<u>Cont</u>
<u>Criminal</u>						
Capias	CA	15	38	38	14	24
Felony	F	108	334	334	87	247
Misdemeanor	M	214	483	488	177	310
Show Cause	SC	8	14	14	5	9
Criminal Total		345	869	874	283	590
<u>Traffic</u>						
Capias	CA	31	73	73	24	49
Civil Violation	CV	6	12	12	1	11
Infraction	I	649	627	870	601	268
Misdemeanor	M	261	604	604	172	432
Show Cause	SC	28	64	64	17	47
Traffic Total		975	1,380	1,623	815	807
<u>Civil</u>						
Abstract	AJ	12	0	12	12	-
Detinue	DT	33	26	40	33	7
Garnishment	GA	135	19	157	138	19
Interrogatory	IN	6	9	18	9	9
Motion for Judgment	MJ	2	2	2	1	1
Overweight	OC	15	10	24	14	10
Other	OT	22	3	23	20	1
Protective Order	PO	6	15	22	7	15
Prelim Prot Order	PP	2	4	4	0	4
Show Cause	SC	10	9	16	7	8
Tenants Assertion	TA	1	1	1	0	1
Unlawful Detainer	UD	176	148	187	170	17
Warrant in Debt	WD	387	380	516	388	128
Zoning Viol	ZO	23	32	39	13	26
Civil Total		830	658	1,061	812	246
Suffolk Totals		2,150	2,907	3,558	1,910	1,643

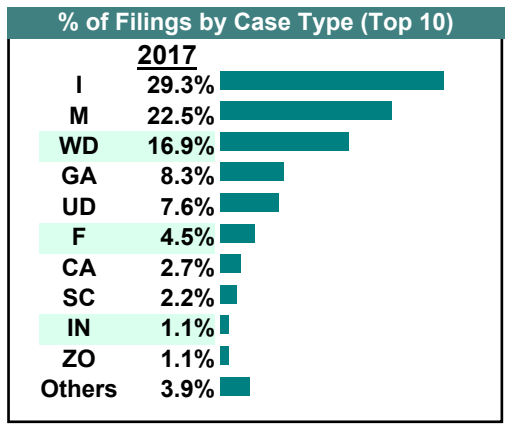
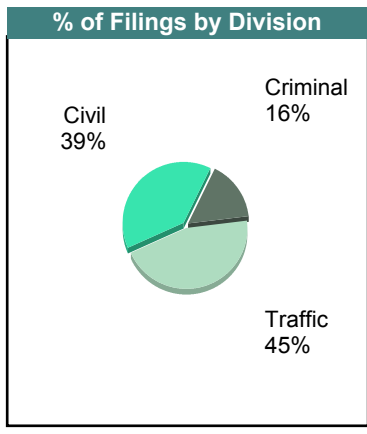
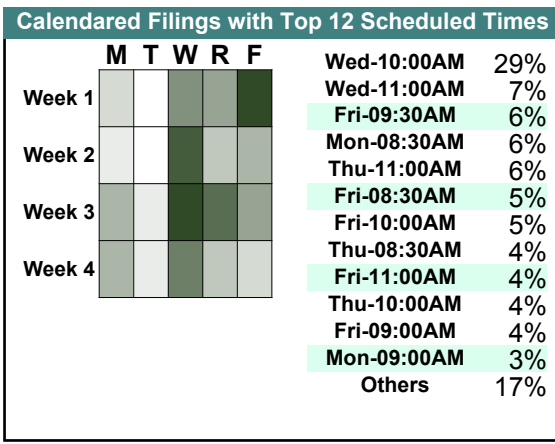


		<u>Filings</u>	<u>Hearings</u>	<u>Transactions</u>	<u>Concluded</u>	<u>Cont</u>
<u>Criminal</u>						
Capias	CA	15	56	56	20	36
Felony	F	111	306	306	75	231
Misdemeanor	M	160	426	430	166	264
Show Cause	SC	2	16	16	7	9
Criminal Total		288	804	808	268	540
<u>Traffic</u>						
Capias	CA	17	51	51	16	35
Civil Violation	CV	3	18	18	7	11
Infraction	I	647	632	873	569	303
Misdemeanor	M	257	728	728	220	508
Show Cause	SC	26	53	53	16	37
Traffic Total		950	1,482	1,723	828	894
<u>Civil</u>						
Abstract	AJ	32	0	32	32	-
Counter Claim	CC	1	2	2	0	2
Detinue	DT	18	13	24	16	8
Garnishment	GA	134	22	177	155	22
Interrogatory	IN	15	15	26	11	15
Motion for Judgment	MJ	3	3	4	3	1
Overweight	OC	3	0	3	3	-
Other	OT	28	2	30	28	2
Protective Order	PO	12	19	26	7	18
Prelim Prot Order	PP	3	5	11	6	4
Show Cause	SC	12	9	14	5	9
Unlawful Detainer	UD	157	124	174	161	13
Warrant in Debt	WD	324	335	460	324	136
Zoning Viol	ZO	9	16	22	10	12
Civil Total		751	565	1,005	761	242
Suffolk Totals		1,989	2,851	3,536	1,857	1,676



April 2017

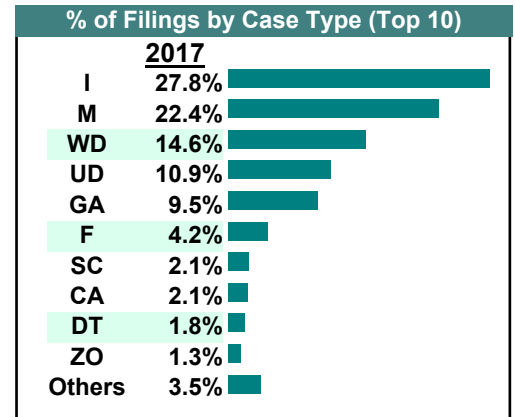
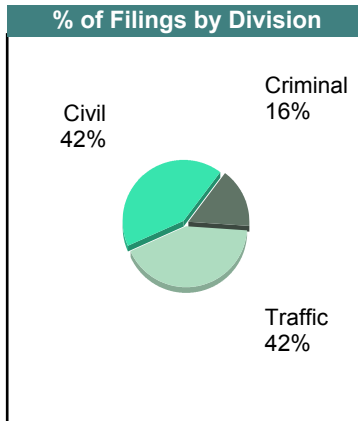
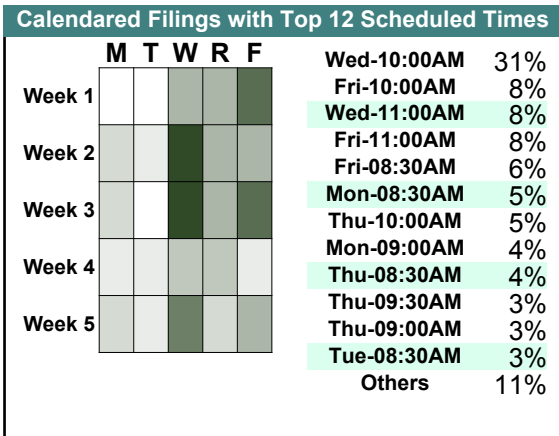
		<u>Filings</u>	<u>Hearings</u>	<u>Transactions</u>	<u>Concluded</u>	<u>Cont</u>
<u>Criminal</u>						
Capias	CA	19	55	55	19	36
Felony	F	79	363	363	151	212
Misdemeanor	M	172	460	468	184	283
Show Cause	SC	7	24	24	4	19
Criminal Total		277	902	910	358	550
<u>Traffic</u>						
Capias	CA	28	55	55	22	33
Civil Violation	CV	7	20	20	9	11
Infraction	I	512	572	748	516	232
Misdemeanor	M	222	603	603	185	418
Other	O	1	0	1	1	-
Show Cause	SC	24	56	56	19	37
Traffic Total		794	1,306	1,483	752	731
<u>Civil</u>						
Abstract	AJ	4	0	4	4	-
Capias	CA	0	0	1	1	-
Detinue	DT	18	14	23	19	4
Garnishment	GA	146	43	179	136	43
Interrogatory	IN	19	18	27	9	17
Motion for Judgment	MJ	2	3	4	4	-
Overweight	OC	6	5	11	6	5
Other	OT	16	0	16	16	-
Protective Order	PO	10	11	20	9	11
Prelim Prot Order	PP	4	7	9	2	7
Show Cause	SC	7	4	10	7	3
Unlawful Detainer	UD	133	103	148	135	13
Warrant in Debt	WD	295	325	449	317	132
Zoning Viol	ZO	19	16	34	21	13
Civil Total		679	549	935	686	248
Suffolk Totals		1,750	2,757	3,328	1,796	1,529



CASELOAD STATISTICS OF THE GENERAL DISTRICT COURTS

March 2017

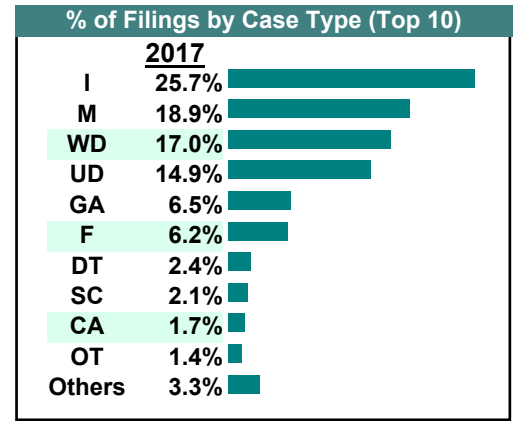
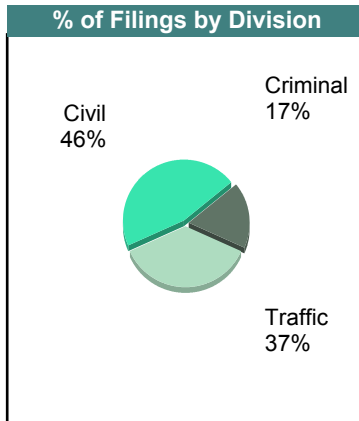
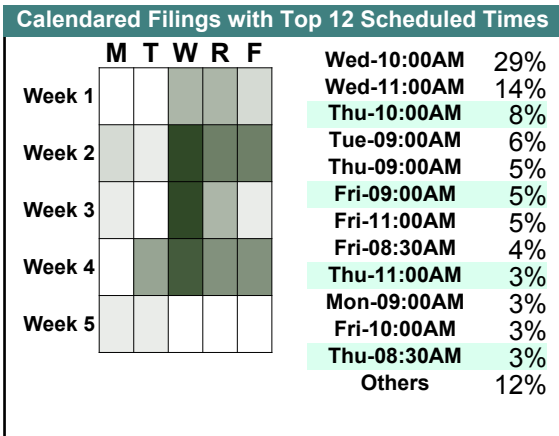
		<u>Filings</u>	<u>Hearings</u>	<u>Transactions</u>	<u>Concluded</u>	<u>Cont</u>
<u>Criminal</u>						
Capias	CA	17	49	49	15	34
Felony	F	75	278	278	64	214
Misdemeanor	M	187	411	412	155	257
Show Cause	SC	9	17	17	6	11
Criminal Total		288	755	756	240	516
<u>Traffic</u>						
Capias	CA	18	45	45	12	33
Civil Violation	CV	9	22	22	7	14
Infraction	I	499	577	761	491	267
Misdemeanor	M	215	557	558	165	393
Show Cause	SC	16	36	36	9	27
Traffic Total		757	1,237	1,422	684	734
<u>Civil</u>						
Abstract	AJ	9	0	9	9	-
Capias	CA	2	0	2	2	-
Counter Claim	CC	1	1	1	0	1
Detinue	DT	32	17	38	35	3
Garnishment	GA	170	36	201	165	36
Interrogatory	IN	16	9	29	20	9
Motion for Judgment	MJ	2	6	11	7	4
Overweight	OC	3	2	4	2	2
Other	OT	12	2	12	10	-
Protective Order	PO	6	9	15	6	8
Prelim Prot Order	PP	4	4	6	2	4
Show Cause	SC	13	7	22	16	4
Unlawful Detainer	UD	195	141	222	200	22
Warrant in Debt	WD	262	304	404	270	134
Zoning Viol	ZO	24	26	35	20	15
Civil Total		751	564	1,011	764	242
Suffolk Totals		1,796	2,556	3,189	1,688	1,492



CASELOAD STATISTICS OF THE GENERAL DISTRICT COURTS

February 2017

		<u>Filings</u>	<u>Hearings</u>	<u>Transactions</u>	<u>Concluded</u>	<u>Cont</u>
<u>Criminal</u>						
Capias	CA	18	42	42	10	32
Felony	F	90	305	305	60	245
Misdemeanor	M	139	316	323	119	203
Show Cause	SC	8	21	21	8	13
Criminal Total		255	684	691	197	493
<u>Traffic</u>						
Capias	CA	7	27	27	7	20
Civil Violation	CV	1	18	18	5	13
Infraction	I	376	454	606	423	183
Misdemeanor	M	138	486	486	162	324
Other	O	1	1	1	1	-
Show Cause	SC	14	26	26	9	17
Traffic Total		537	1,012	1,164	607	557
<u>Civil</u>						
Abstract	AJ	2	0	2	2	-
Detinue	DT	35	20	39	34	5
Garnishment	GA	95	25	123	98	25
Interrogatory	IN	10	7	15	8	7
Motion for Judgment	MJ	3	4	5	2	3
Overweight	OC	17	8	25	17	8
Other	OT	20	2	20	18	2
Protective Order	PO	6	9	10	1	8
Prelim Prot Order	PP	1	3	6	3	2
Show Cause	SC	8	4	12	8	2
Tenants Assertion	TA	1	0	1	1	-
Unlawful Detainer	UD	218	159	233	216	17
Warrant in Debt	WD	249	248	353	241	112
Zoning Viol	ZO	6	14	23	12	11
Civil Total		671	503	867	661	202
Suffolk Totals		1,463	2,199	2,722	1,465	1,252

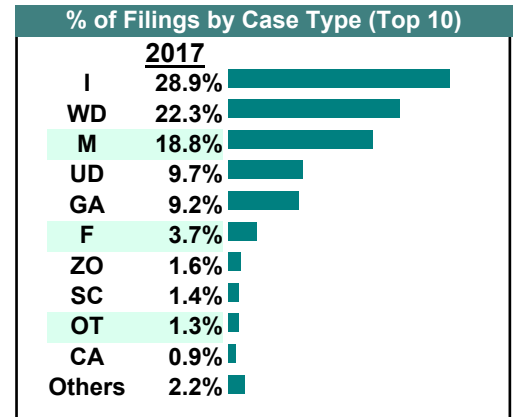
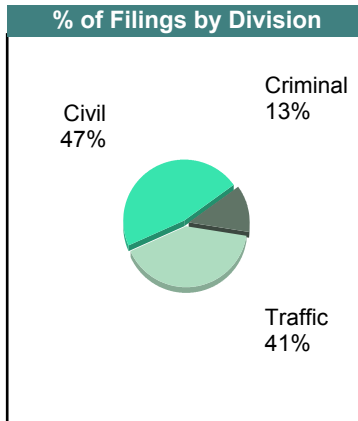
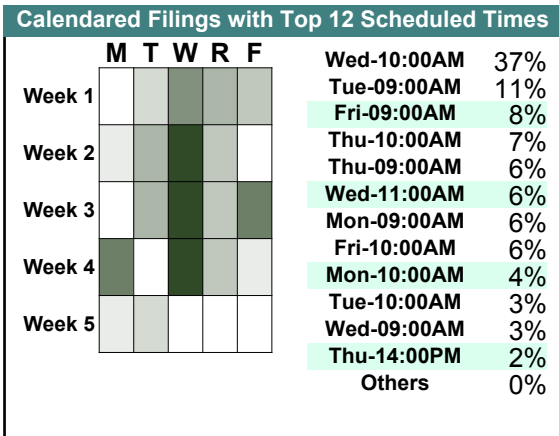


CASELOAD STATISTICS OF THE GENERAL DISTRICT COURTS

January 2017

Suffolk
District: 5

		<u>Filings</u>	<u>Hearings</u>	<u>Transactions</u>	<u>Concluded</u>	<u>Cont</u>
<u>Criminal</u>						
Capias	CA	6	32	32	12	20
Felony	F	65	287	287	87	200
Misdemeanor	M	144	399	401	158	241
Show Cause	SC	6	12	12	3	9
Criminal Total		221	730	732	260	470
<u>Traffic</u>						
Capias	CA	10	32	32	9	22
Civil Violation	CV	5	17	17	1	16
Infraction	I	508	642	806	464	338
Misdemeanor	M	187	668	668	217	447
Show Cause	SC	6	34	34	17	17
Traffic Total		716	1,393	1,557	708	840
<u>Civil</u>						
Abstract	AJ	3	0	3	3	-
Counter Claim	CC	0	0	1	1	-
Detinue	DT	12	9	14	12	2
Garnishment	GA	161	34	201	167	34
Interrogatory	IN	8	9	18	9	9
Motion for Judgment	MJ	1	3	5	4	1
Overweight	OC	1	1	1	0	1
Other	OT	23	0	23	23	-
Protective Order	PO	1	1	4	3	1
Prelim Prot Order	PP	7	8	12	4	8
Petition-Restore Arms	PR	0	1	1	0	-
Show Cause	SC	13	8	19	12	7
Unlawful Detainer	UD	170	128	191	169	22
Warrant in Debt	WD	392	389	494	342	152
Zoning Viol	ZO	28	27	42	26	16
Civil Total		820	618	1,029	775	253
Suffolk Totals		1,757	2,741	3,318	1,743	1,563



Filings by Court & Division

	Franklin City		Isle of Wight		Southampton		Suffolk		Total
C Misdemeanor	367	10%	1,096	29%	387	10%	1,886	50%	3,736
Felony	166	9%	365	20%	161	9%	1,127	62%	1,819
Show Cause	50	18%	132	49%	24	9%	65	24%	271
Capias	31	12%	58	23%	14	6%	150	59%	253
Civil Violation	7	8%	69	76%	15	16%	-	0%	91
Total	621	10%	1,720	28%	601	10%	3,228	52%	6,170
T Infraction	549	2%	8,843	29%	12,841	42%	8,341	27%	30,574
Misdemeanor	150	2%	1,846	30%	1,204	20%	2,890	47%	6,090
Show Cause	21	4%	225	44%	81	16%	189	37%	516
Capias	6	1%	109	23%	49	10%	311	65%	475
Civil Violation	1	2%	6	9%	-	0%	57	89%	64
Felony	4	13%	15	48%	11	35%	1	3%	31
Restricted O/L	3	75%	1	25%	-	0%	-	0%	4
Other	-	0%	-	0%	-	0%	2	100%	2
Total	734	2%	11,045	29%	14,186	38%	11,791	31%	37,756
V Warrant in Debt	847	14%	662	11%	542	9%	3,854	65%	5,905
Unlawful Detainer	404	12%	528	16%	166	5%	2,285	68%	3,383
Garnishment	416	17%	217	9%	140	6%	1,698	69%	2,471
Detinue	115	26%	25	6%	6	1%	290	67%	436
Other	1	0%	27	9%	4	1%	258	89%	290
Zoning Viol	-	0%	-	0%	-	0%	238	100%	238
Admin License	6	3%	190	85%	28	13%	-	0%	224
Interrogatory	13	7%	44	23%	6	3%	131	68%	194
Show Cause	11	7%	23	14%	8	5%	120	74%	162
Protective Order	8	5%	20	14%	13	9%	106	72%	147
Abstract	5	4%	7	6%	3	2%	108	88%	123
Overweight	-	0%	-	0%	1	1%	93	99%	94
Prelim Prot Order	8	9%	33	38%	9	10%	38	43%	88
Motion for Judgment	4	5%	24	33%	6	8%	39	53%	73
Impoundment	2	5%	34	87%	3	8%	-	0%	39
Petition-Restore Arms	-	0%	1	9%	9	82%	1	9%	11
Bond Forfeiture	2	22%	7	78%	-	0%	-	0%	9
Capias	-	0%	2	33%	-	0%	4	67%	6
Tenants Assertion	2	40%	-	0%	-	0%	3	60%	5
Counter Claim	-	0%	-	0%	-	0%	3	100%	3
Total	1,844	13%	1,844	13%	944	7%	9,269	67%	13,901
Total	3,199	6%	14,609	25%	15,731	27%	24,288	42%	57,827

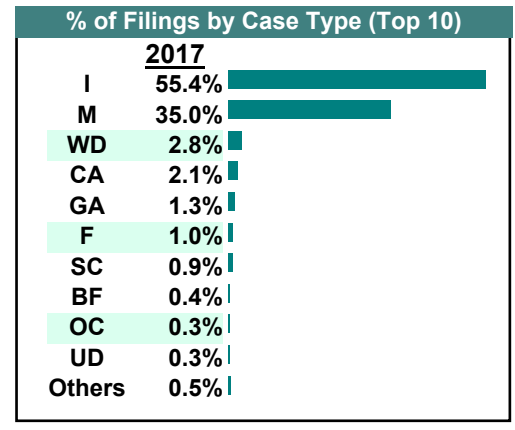
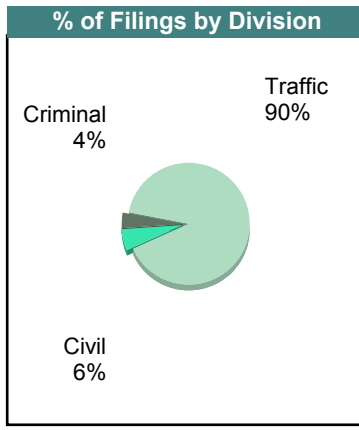
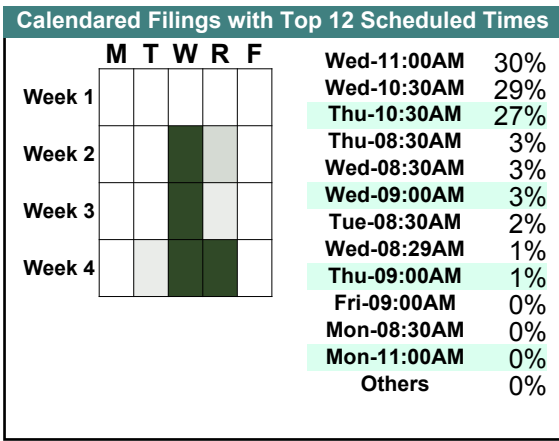
CASELOAD STATISTICS OF THE GENERAL DISTRICT COURTS

December 2017

Brunswick

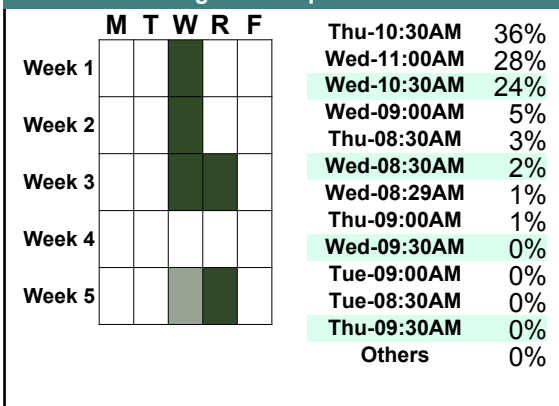
District: 6

		<u>Filings</u>	<u>Hearings</u>	<u>Transactions</u>	<u>Concluded</u>	<u>Cont</u>
<u>Criminal</u>						
Capias	CA	11	19	19	3	16
Civil Violation	CV	0	3	3	1	2
Felony	F	10	36	36	11	25
Misdemeanor	M	14	82	82	25	57
Show Cause	SC	9	20	20	5	15
Criminal Total		44	160	160	45	115
<u>Traffic</u>						
Capias	CA	11	22	22	7	15
Felony	F	1	2	2	0	2
Infraction	I	590	476	736	601	135
Misdemeanor	M	359	650	651	458	193
Show Cause	SC	1	1	1	0	1
Traffic Total		962	1,151	1,412	1,066	346
<u>Civil</u>						
Abstract	AJ	2	0	2	2	-
Admin License	AL	1	0	1	1	-
Bond Forfeiture	BF	4	3	5	3	2
Garnishment	GA	14	3	17	14	3
Impoundment	IM	1	0	1	1	-
Motion for Judgment	MJ	0	2	2	0	2
Overweight	OC	3	1	3	2	1
Other	OT	1	0	1	1	-
Show Cause	SC	0	0	3	3	-
Unlawful Detainer	UD	3	3	3	0	3
Warrant in Debt	WD	30	28	37	29	8
Civil Total		59	40	75	56	19
Brunswick Totals		1,065	1,351	1,647	1,167	480

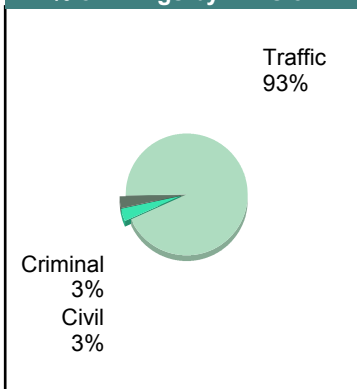


		<u>Filings</u>	<u>Hearings</u>	<u>Transactions</u>	<u>Concluded</u>	<u>Cont</u>
<u>Criminal</u>						
Capias	CA	7	15	15	8	7
Civil Violation	CV	0	4	4	1	3
Felony	F	6	21	21	5	15
Misdemeanor	M	35	97	98	26	72
Show Cause	SC	6	8	8	1	7
Criminal Total		54	145	146	41	104
<u>Traffic</u>						
Capias	CA	8	27	27	9	18
Infraction	I	906	656	1,059	908	151
Misdemeanor	M	623	922	928	604	324
Show Cause	SC	1	2	2	2	-
Traffic Total		1,538	1,607	2,016	1,523	493
<u>Civil</u>						
Admin License	AL	3	0	3	3	-
Bond Forfeiture	BF	1	2	4	2	2
Garnishment	GA	12	3	15	12	3
Impoundment	IM	1	0	1	1	-
Motion for Judgment	MJ	0	2	2	0	2
Prelim Prot Order	PP	2	0	2	2	-
Show Cause	SC	0	3	3	0	3
Unlawful Detainer	UD	7	5	8	8	-
Warrant in Debt	WD	27	31	40	34	6
Civil Total		53	46	78	62	16
Brunswick Totals		1,645	1,798	2,240	1,626	613

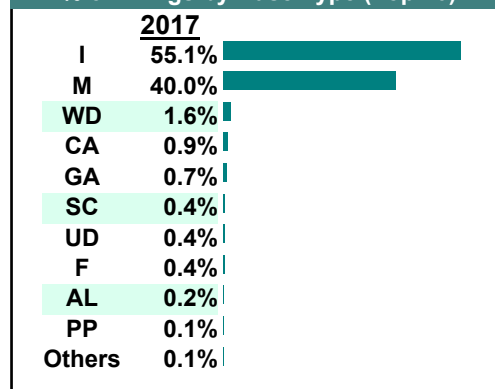
Calendared Filings with Top 12 Scheduled Times



% of Filings by Division



% of Filings by Case Type (Top 10)



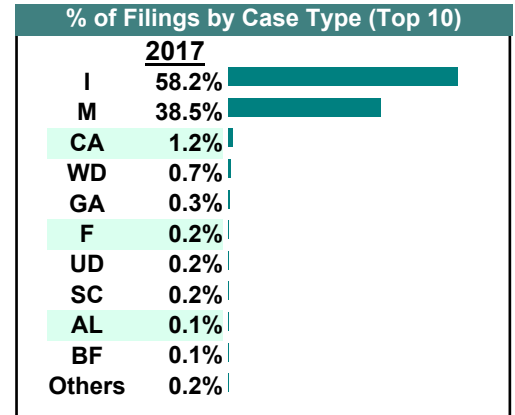
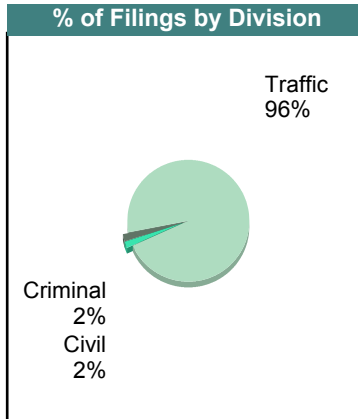
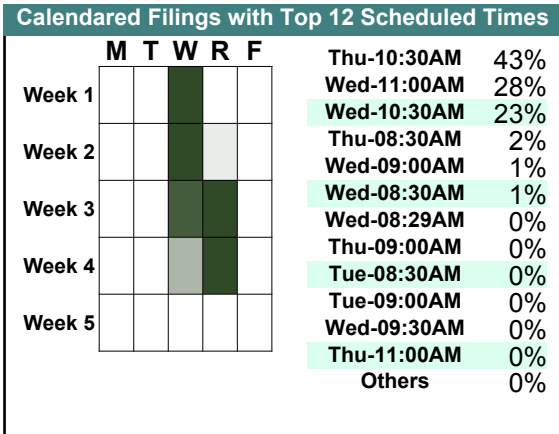
CASELOAD STATISTICS OF THE GENERAL DISTRICT COURTS

October 2017

Brunswick

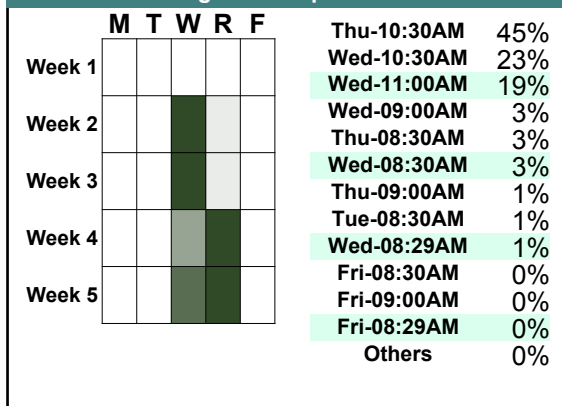
District: 6

		<u>Filings</u>	<u>Hearings</u>	<u>Transactions</u>	<u>Concluded</u>	<u>Cont</u>
<u>Criminal</u>						
Capias	CA	18	30	30	8	22
Civil Violation	CV	2	6	6	1	5
Felony	F	6	30	30	7	23
Misdemeanor	M	21	97	97	21	76
Show Cause	SC	0	4	4	1	3
Criminal Total		47	167	167	38	129
<u>Traffic</u>						
Capias	CA	10	33	33	13	20
Felony	F	0	3	3	3	-
Infraction	I	1,405	950	1,582	1,420	162
Misdemeanor	M	909	1,149	1,154	830	324
Show Cause	SC	0	5	5	1	4
Traffic Total		2,324	2,140	2,777	2,267	510
<u>Civil</u>						
Abstract	AJ	1	0	1	1	-
Admin License	AL	3	0	3	3	-
Bond Forfeiture	BF	3	3	4	1	3
Garnishment	GA	7	3	11	8	3
Impoundment	IM	1	0	1	1	-
Protective Order	PO	1	0	1	1	-
Show Cause	SC	4	3	4	1	3
Unlawful Detainer	UD	6	6	8	7	1
Warrant in Debt	WD	17	18	24	12	12
Civil Total		43	33	57	35	22
Brunswick Totals		2,414	2,340	3,001	2,340	661

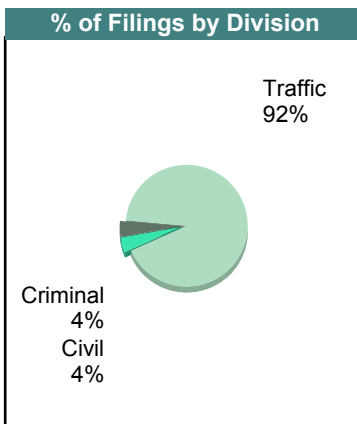


		<u>Filings</u>	<u>Hearings</u>	<u>Transactions</u>	<u>Concluded</u>	<u>Cont</u>
<u>Criminal</u>						
Capias	CA	5	14	14	11	3
Civil Violation	CV	0	5	5	2	3
Felony	F	8	24	24	4	20
Misdemeanor	M	51	105	106	30	76
Show Cause	SC	5	11	11	3	8
Criminal Total		69	159	160	50	110
<u>Traffic</u>						
Capias	CA	9	41	41	17	24
Civil Violation	CV	1	1	1	1	-
Felony	F	1	2	2	0	2
Infraction	I	900	718	1,190	1,026	164
Misdemeanor	M	605	1,020	1,026	723	303
Show Cause	SC	0	4	4	3	1
Traffic Total		1,516	1,786	2,264	1,770	494
<u>Civil</u>						
Admin License	AL	2	0	2	2	-
Bond Forfeiture	BF	1	2	7	6	1
Detinue	DT	1	0	1	1	-
Garnishment	GA	13	5	16	11	5
Impoundment	IM	2	0	2	2	-
Protective Order	PO	1	0	1	1	-
Prelim Prot Order	PP	1	0	1	1	-
Show Cause	SC	2	0	2	2	-
Unlawful Detainer	UD	8	6	11	9	2
Warrant in Debt	WD	35	35	45	36	9
Civil Total		66	48	88	71	17
Brunswick Totals		1,651	1,993	2,512	1,891	621

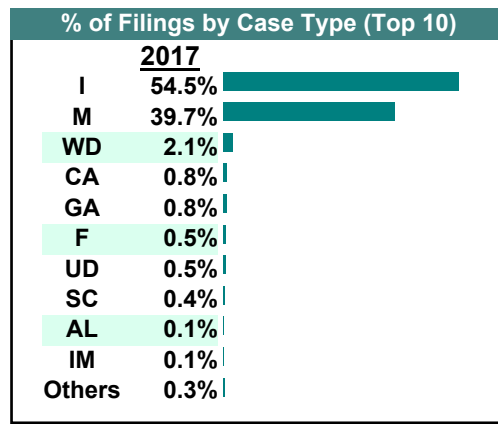
Calendared Filings with Top 12 Scheduled Times



% of Filings by Division

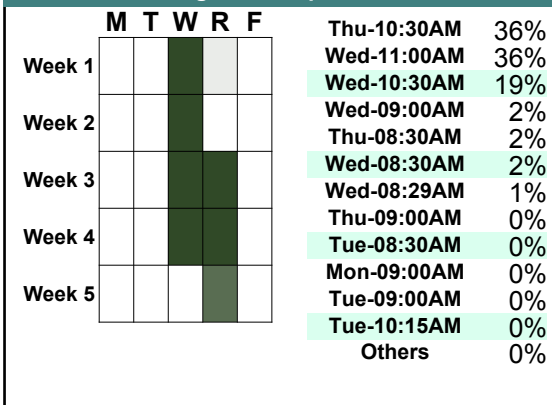


% of Filings by Case Type (Top 10)

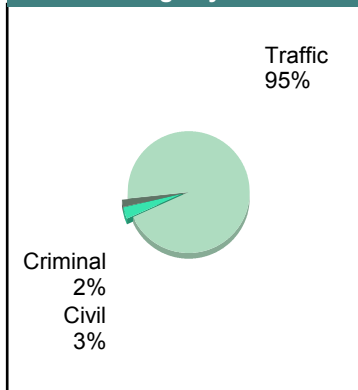


		<u>Filings</u>	<u>Hearings</u>	<u>Transactions</u>	<u>Concluded</u>	<u>Cont</u>
<u>Criminal</u>						
Capias	CA	6	17	17	9	8
Civil Violation	CV	2	6	6	0	6
Felony	F	6	23	23	7	16
Misdemeanor	M	25	94	94	30	64
Show Cause	SC	2	9	9	5	4
Criminal Total		41	149	149	51	98
<u>Traffic</u>						
Capias	CA	10	37	37	12	25
Felony	F	0	1	1	1	-
Infraction	I	1,296	986	1,485	1,211	274
Misdemeanor	M	724	970	973	588	385
Show Cause	SC	1	5	5	0	5
Traffic Total		2,031	1,999	2,501	1,812	689
<u>Civil</u>						
Admin License	AL	4	0	4	4	-
Bond Forfeiture	BF	3	6	7	1	6
Garnishment	GA	20	0	21	21	-
Impoundment	IM	1	0	1	1	-
Motion for Judgment	MJ	2	2	2	0	2
Overweight	OC	1	0	2	2	-
Other	OT	1	0	1	1	-
Unlawful Detainer	UD	13	13	19	15	4
Warrant in Debt	WD	21	26	31	24	7
Civil Total		66	47	88	69	19
Brunswick Totals		2,138	2,195	2,738	1,932	806

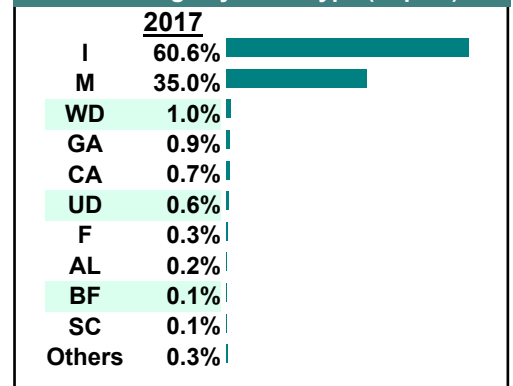
Calendared Filings with Top 12 Scheduled Times



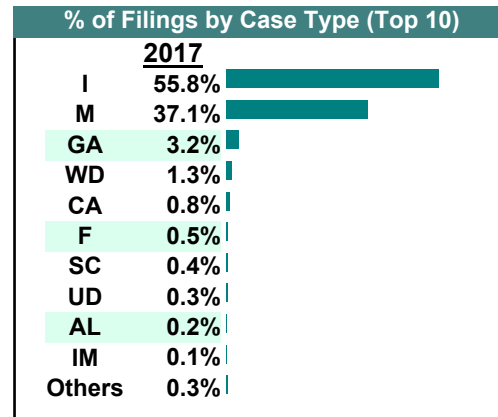
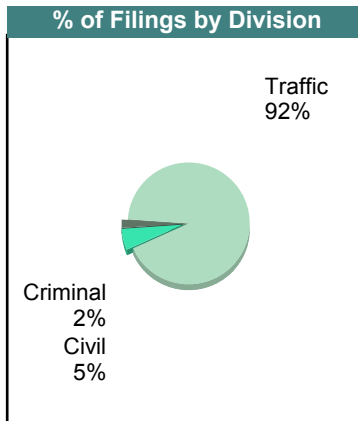
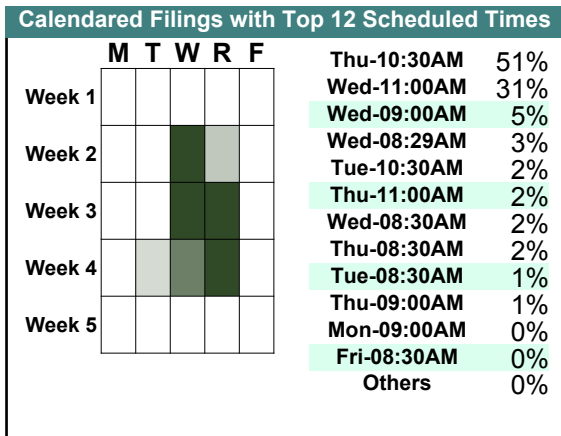
% of Filings by Division



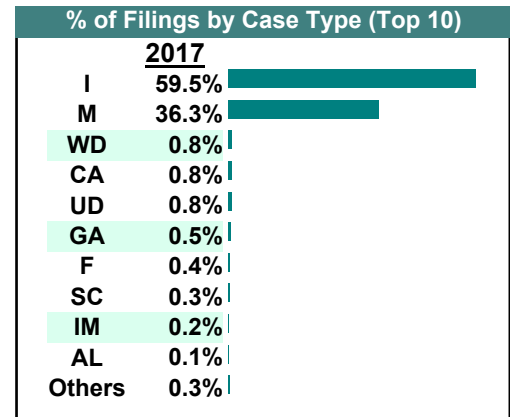
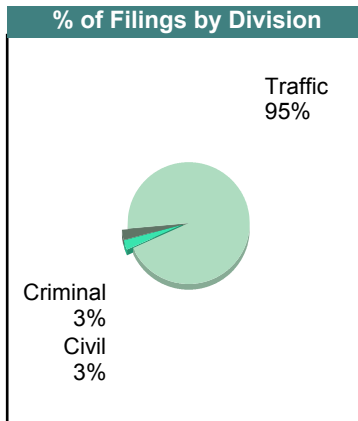
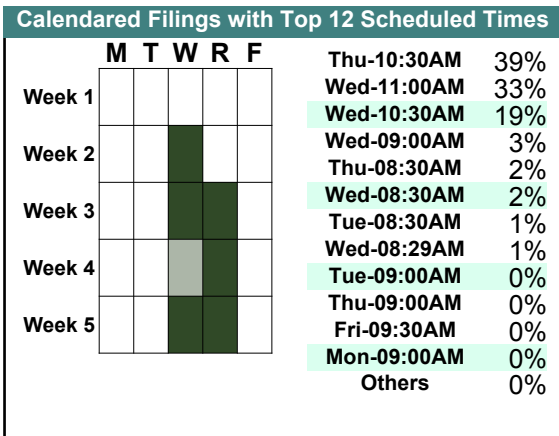
% of Filings by Case Type (Top 10)



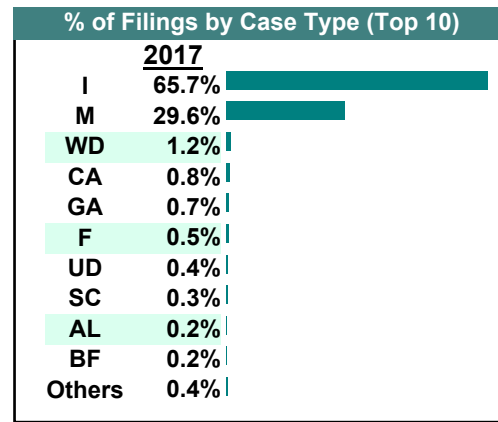
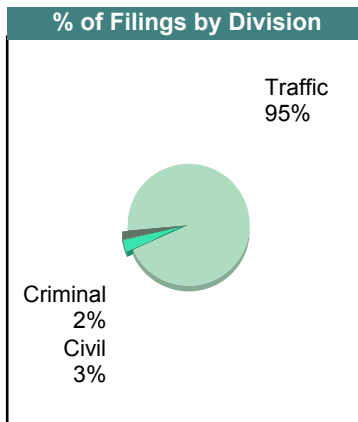
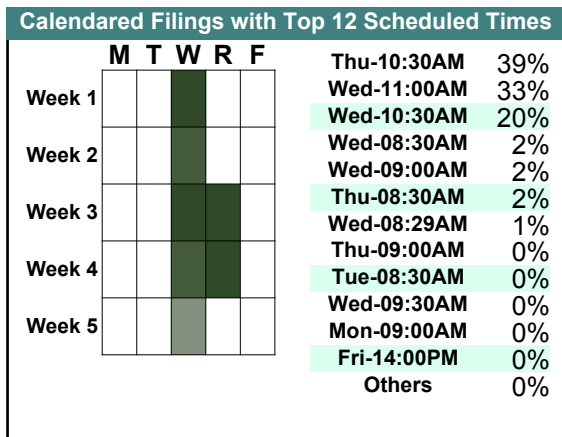
		Filings	Hearings	Transactions	Concluded	Cont
<u>Criminal</u>						
Capias	CA	5	19	19	5	14
Civil Violation	CV	0	3	3	2	1
Felony	F	5	15	15	3	12
Misdemeanor	M	24	72	72	21	51
Show Cause	SC	2	12	12	4	8
Criminal Total		36	121	121	35	86
<u>Traffic</u>						
Capias	CA	7	18	18	3	15
Civil Violation	CV	0	1	1	1	-
Felony	F	2	3	3	0	3
Infraction	I	813	620	1,012	811	201
Misdemeanor	M	517	769	773	525	248
Show Cause	SC	4	5	5	0	5
Traffic Total		1,343	1,416	1,812	1,340	472
<u>Civil</u>						
Abstract	AJ	1	0	1	1	-
Admin License	AL	3	0	3	3	-
Bond Forfeiture	BF	1	2	3	2	1
Garnishment	GA	46	2	48	46	2
Impoundment	IM	2	1	3	2	1
Overweight	OC	2	1	3	2	1
Unlawful Detainer	UD	5	8	9	5	4
Warrant in Debt	WD	19	23	30	19	11
Civil Total		79	37	100	80	20
Brunswick Totals		1,458	1,574	2,033	1,455	578



		<u>Filings</u>	<u>Hearings</u>	<u>Transactions</u>	<u>Concluded</u>	<u>Cont</u>
<u>Criminal</u>						
Capias	CA	6	17	17	4	13
Civil Violation	CV	2	8	8	2	6
Felony	F	7	23	23	5	18
Misdemeanor	M	29	88	88	22	66
Show Cause	SC	6	18	18	6	12
Criminal Total		50	154	154	39	115
<u>Traffic</u>						
Capias	CA	9	26	26	11	15
Civil Violation	CV	0	1	1	0	1
Felony	F	1	1	1	0	1
Infraction	I	1,134	844	1,342	1,150	192
Misdemeanor	M	662	966	967	685	282
Traffic Total		1,806	1,838	2,337	1,846	491
<u>Civil</u>						
Admin License	AL	2	0	2	2	-
Bond Forfeiture	BF	2	4	4	1	3
Garnishment	GA	10	0	10	10	-
Impoundment	IM	4	0	4	4	-
Motion for Judgment	MJ	0	1	2	2	-
Overweight	OC	1	0	2	2	-
Tenants Assertion	TA	0	0	1	1	-
Unlawful Detainer	UD	15	11	19	14	5
Warrant in Debt	WD	16	16	31	24	7
Civil Total		50	32	75	60	15
Brunswick Totals		1,906	2,024	2,566	1,945	621

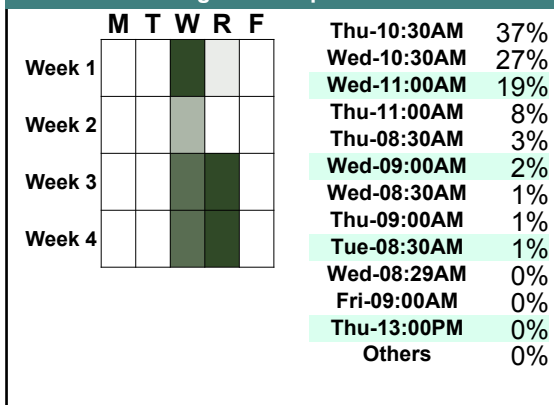


		<u>Filings</u>	<u>Hearings</u>	<u>Transactions</u>	<u>Concluded</u>	<u>Cont</u>
<u>Criminal</u>						
Capias	CA	3	16	16	6	10
Civil Violation	CV	0	7	7	1	6
Felony	F	10	26	26	8	18
Misdemeanor	M	24	89	89	29	60
Show Cause	SC	2	9	9	1	8
Criminal Total		39	147	147	45	102
<u>Traffic</u>						
Capias	CA	12	33	33	12	21
Civil Violation	CV	1	1	1	0	1
Felony	F	0	1	1	1	-
Infraction	I	1,200	865	1,425	1,189	236
Misdemeanor	M	517	850	857	598	259
Show Cause	SC	3	4	4	2	2
Traffic Total		1,733	1,754	2,321	1,802	519
<u>Civil</u>						
Admin License	AL	4	0	4	4	-
Bond Forfeiture	BF	3	2	4	2	2
Garnishment	GA	13	2	13	11	2
Motion for Judgment	MJ	1	1	1	0	1
Overweight	OC	3	1	4	3	1
Prelim Prot Order	PP	1	0	1	1	-
Tenants Assertion	TA	1	1	1	0	1
Unlawful Detainer	UD	7	9	11	7	4
Warrant in Debt	WD	22	25	30	21	9
Civil Total		55	41	69	49	20
Brunswick Totals		1,827	1,942	2,537	1,896	641

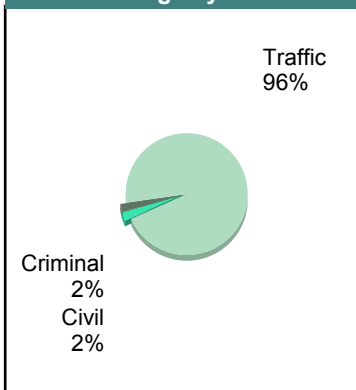


		Filings	Hearings	Transactions	Concluded	Cont
<u>Criminal</u>						
Capias	CA	2	17	17	2	15
Civil Violation	CV	3	5	5	0	5
Felony	F	3	11	11	1	10
Misdemeanor	M	30	71	72	25	47
Show Cause	SC	2	7	7	1	6
Criminal Total		40	111	112	29	83
<u>Traffic</u>						
Capias	CA	7	22	22	5	17
Felony	F	0	2	2	1	1
Infraction	I	1,262	841	1,495	1,326	169
Misdemeanor	M	555	867	874	601	273
Traffic Total		1,824	1,732	2,393	1,933	460
<u>Civil</u>						
Abstract	AJ	1	0	1	1	-
Admin License	AL	3	0	3	3	-
Bond Forfeiture	BF	2	4	6	2	4
Garnishment	GA	6	0	6	6	-
Impoundment	IM	3	0	3	3	-
Interrogatory	IN	2	0	2	2	-
Overweight	OC	2	1	2	1	1
Prelim Prot Order	PP	1	0	1	1	-
Unlawful Detainer	UD	4	8	9	4	5
Warrant in Debt	WD	20	30	31	16	15
Civil Total		44	43	64	39	25
Brunswick Totals		1,908	1,886	2,569	2,001	568

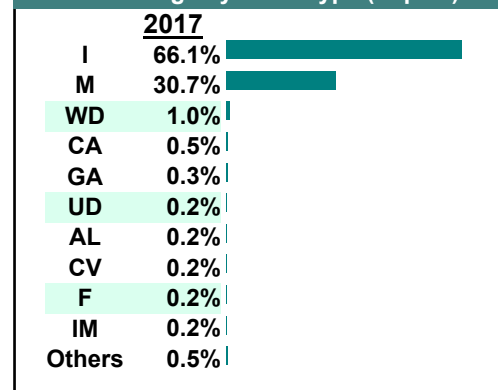
Calendared Filings with Top 12 Scheduled Times



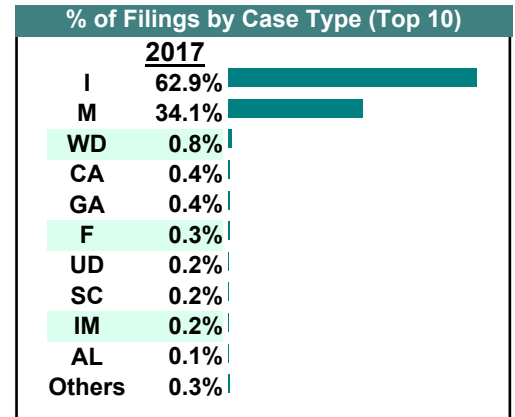
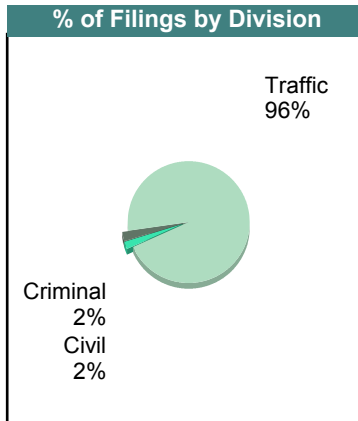
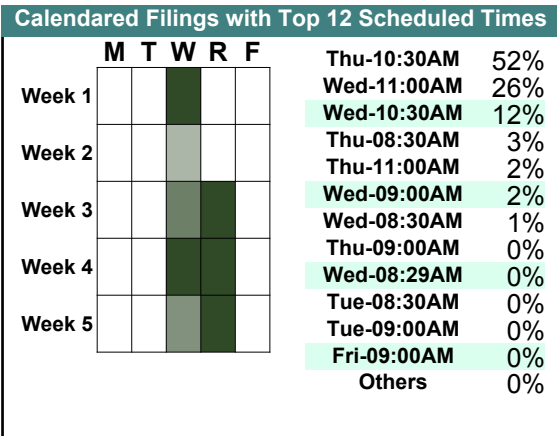
% of Filings by Division



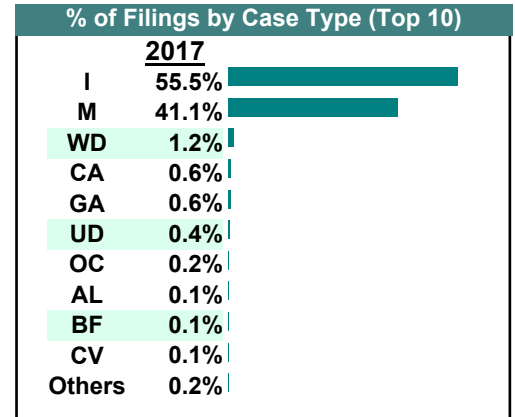
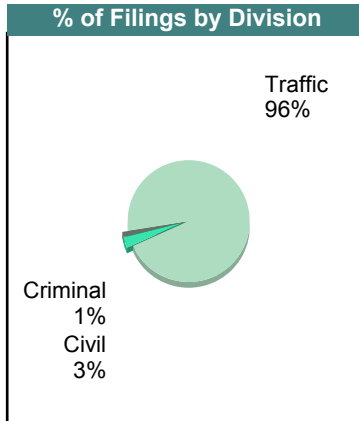
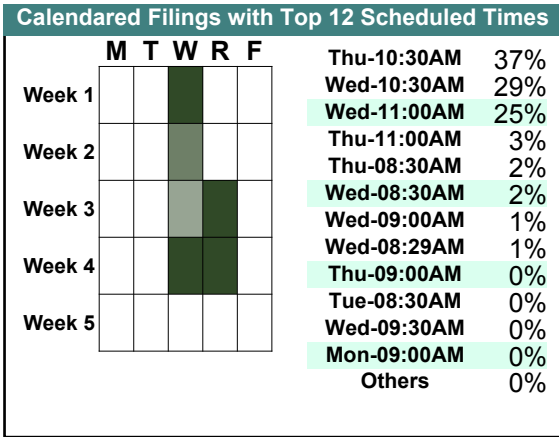
% of Filings by Case Type (Top 10)



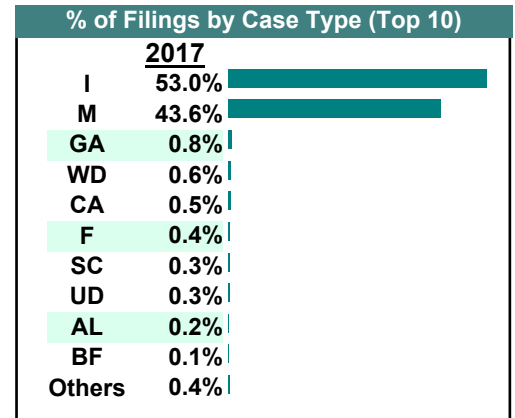
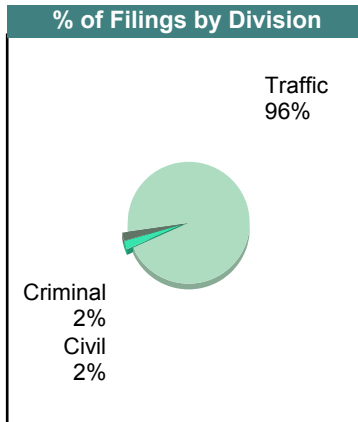
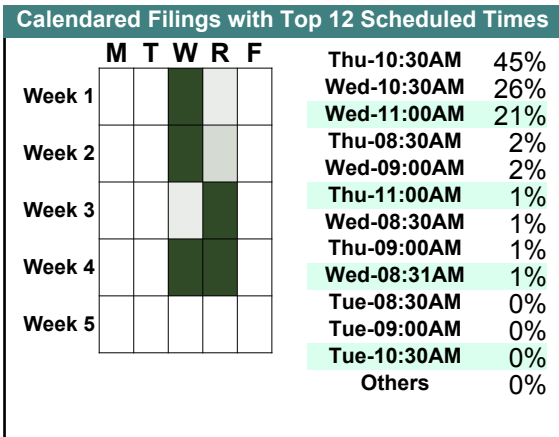
		<u>Filings</u>	<u>Hearings</u>	<u>Transactions</u>	<u>Concluded</u>	<u>Cont</u>
<u>Criminal</u>						
Capias	CA	4	12	12	8	4
Civil Violation	CV	2	5	5	0	5
Felony	F	6	21	21	7	14
Misdemeanor	M	42	95	95	17	78
Show Cause	SC	4	12	12	6	6
Criminal Total		58	145	145	38	107
<u>Traffic</u>						
Capias	CA	6	20	20	4	16
Civil Violation	CV	0	0	1	1	-
Felony	F	1	2	2	0	2
Infraction	I	1,518	1,087	1,754	1,444	310
Misdemeanor	M	781	1,229	1,236	827	409
Show Cause	SC	0	3	3	2	1
Traffic Total		2,306	2,341	3,016	2,278	738
<u>Civil</u>						
Admin License	AL	3	0	3	3	-
Bond Forfeiture	BF	3	4	6	2	4
Garnishment	GA	10	0	10	10	-
Impoundment	IM	4	0	4	4	-
Interrogatory	IN	0	0	1	1	-
Motion for Judgment	MJ	1	1	1	0	1
Overweight	OC	0	0	1	1	-
Prelim Prot Order	PP	1	0	1	1	-
Show Cause	SC	1	0	1	1	-
Unlawful Detainer	UD	6	6	8	5	3
Warrant in Debt	WD	19	28	34	17	17
Civil Total		48	39	70	45	25
Brunswick Totals		2,412	2,525	3,231	2,361	870



		Filings	Hearings	Transactions	Concluded	Cont
<u>Criminal</u>						
Capias	CA	5	16	16	6	10
Civil Violation	CV	1	6	6	1	5
Felony	F	1	13	13	6	7
Misdemeanor	M	21	61	61	17	44
Show Cause	SC	0	9	9	1	8
Criminal Total		28	105	105	31	74
<u>Traffic</u>						
Capias	CA	7	12	12	5	7
Civil Violation	CV	1	1	1	0	1
Felony	F	0	1	1	0	1
Infraction	I	1,051	681	1,172	987	185
Misdemeanor	M	757	999	999	660	339
Show Cause	SC	0	1	1	1	-
Traffic Total		1,816	1,695	2,186	1,653	533
<u>Civil</u>						
Admin License	AL	2	0	2	2	-
Bond Forfeiture	BF	2	3	4	1	3
Garnishment	GA	11	0	11	11	-
Interrogatory	IN	2	1	2	1	1
Overweight	OC	3	1	3	2	1
Other	OT	1	0	3	3	-
Unlawful Detainer	UD	7	7	10	7	3
Warrant in Debt	WD	23	25	40	24	16
Civil Total		51	37	75	51	24
Brunswick Totals		1,895	1,837	2,366	1,735	631



		<u>Filings</u>	<u>Hearings</u>	<u>Transactions</u>	<u>Concluded</u>	<u>Cont</u>
<u>Criminal</u>						
Capias	CA	7	19	19	6	13
Civil Violation	CV	1	2	2	0	2
Felony	F	8	18	18	4	14
Misdemeanor	M	29	83	83	28	55
Show Cause	SC	5	16	16	4	12
Criminal Total		50	138	138	42	96
<u>Traffic</u>						
Capias	CA	4	14	14	6	8
Felony	F	0	1	1	0	1
Infraction	I	1,182	893	1,532	1,344	188
Misdemeanor	M	944	1,335	1,337	932	405
Show Cause	SC	1	3	3	0	3
Traffic Total		2,131	2,246	2,887	2,282	605
<u>Civil</u>						
Abstract	AJ	2	0	2	2	-
Admin License	AL	4	0	4	4	-
Bond Forfeiture	BF	3	4	5	1	4
Garnishment	GA	17	1	19	18	1
Impoundment	IM	2	0	2	2	-
Other	OT	2	2	2	0	2
Protective Order	PO	1	1	1	0	-
Show Cause	SC	0	0	1	1	-
Unlawful Detainer	UD	6	7	9	7	2
Warrant in Debt	WD	13	10	16	9	7
Civil Total		50	25	61	44	16
Brunswick Totals		2,231	2,409	3,086	2,368	717



CASELOAD STATISTICS OF THE GENERAL DISTRICT COURTS

December 2017

Emporia

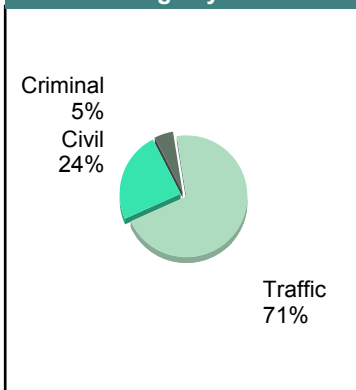
District: 6

		<u>Filings</u>	<u>Hearings</u>	<u>Transactions</u>	<u>Concluded</u>	<u>Cont</u>
<u>Criminal</u>						
Capias	CA	4	22	22	9	13
Civil Violation	CV	0	5	5	1	4
Felony	F	5	43	43	7	36
Misdemeanor	M	24	141	142	28	114
Show Cause	SC	3	32	32	7	25
Criminal Total		36	243	244	52	192
<u>Traffic</u>						
Capias	CA	3	12	12	4	8
Felony	F	0	4	4	0	4
Infraction	I	449	367	580	464	116
Misdemeanor	M	59	146	146	60	86
Show Cause	SC	2	11	11	2	9
Traffic Total		513	540	753	530	223
<u>Civil</u>						
Admin License	AL	4	1	4	3	1
Bond Forfeiture	BF	0	0	2	2	-
Garnishment	GA	110	0	110	110	-
Impoundment	IM	3	0	3	3	-
Interrogatory	IN	1	1	1	0	1
Protective Order	PO	1	1	1	0	1
Prelim Prot Order	PP	1	0	1	1	-
Unlawful Detainer	UD	6	8	9	6	3
Warrant in Debt	WD	49	51	54	40	14
Civil Total		175	62	185	165	20
Emporia Totals		724	845	1,182	747	435

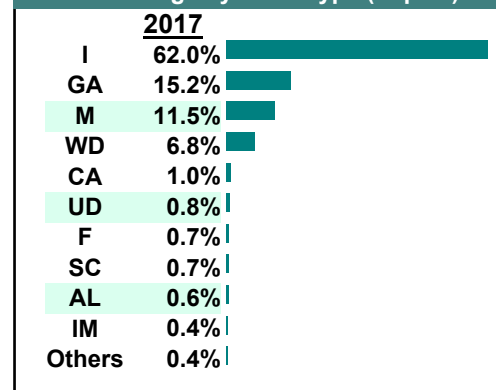
Calendared Filings with Top 12 Scheduled Times

	M	T	W	R	F		
Week 1						Thu-11:00AM	56%
Week 2						Thu-10:05AM	15%
Week 3						Thu-09:00AM	9%
Week 4						Thu-10:00AM	8%
						Tue-08:30AM	3%
						Thu-08:30AM	3%
						Mon-11:00AM	2%
						Mon-08:30AM	1%
						Mon-09:00AM	1%
						Tue-09:00AM	1%
						Tue-13:00PM	0%
						Fri-08:00AM	0%
						Others	1%

% of Filings by Division



% of Filings by Case Type (Top 10)



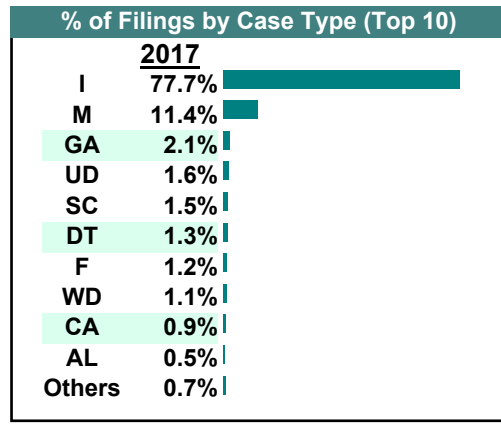
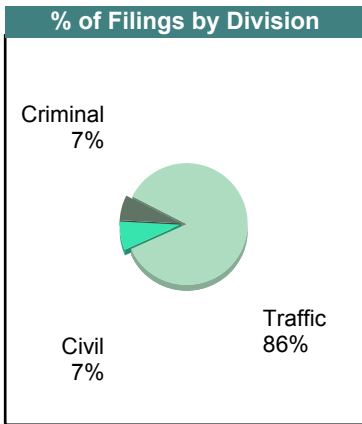
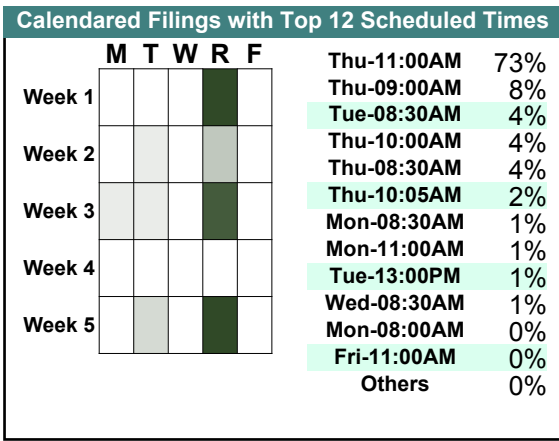
CASELOAD STATISTICS OF THE GENERAL DISTRICT COURTS

November 2017

Emporia

District: 6

		<u>Filings</u>	<u>Hearings</u>	<u>Transactions</u>	<u>Concluded</u>	<u>Cont</u>
<u>Criminal</u>						
Capias	CA	7	21	21	8	13
Civil Violation	CV	1	1	1	0	1
Felony	F	13	74	74	17	57
Misdemeanor	M	46	195	195	44	151
Show Cause	SC	12	40	40	4	36
Criminal Total		79	331	331	73	258
<u>Traffic</u>						
Capias	CA	3	17	17	2	15
Felony	F	1	5	5	0	5
Infraction	I	905	579	1,058	918	140
Misdemeanor	M	87	193	195	96	99
Show Cause	SC	3	16	16	6	10
Traffic Total		999	810	1,291	1,022	269
<u>Civil</u>						
Admin License	AL	6	0	6	6	-
Bond Forfeiture	BF	0	1	2	1	1
Detinue	DT	15	6	16	14	2
Garnishment	GA	25	0	25	25	-
Impoundment	IM	1	0	1	1	-
Interrogatory	IN	4	1	5	4	1
Other	OT	1	0	1	1	-
Petition-Restore Arms	PR	1	0	1	1	-
Show Cause	SC	2	0	2	2	-
Unlawful Detainer	UD	19	17	23	19	4
Warrant in Debt	WD	13	22	26	17	9
Civil Total		87	47	108	91	17
Emporia Totals		1,165	1,188	1,730	1,186	544



CASELOAD STATISTICS OF THE GENERAL DISTRICT COURTS

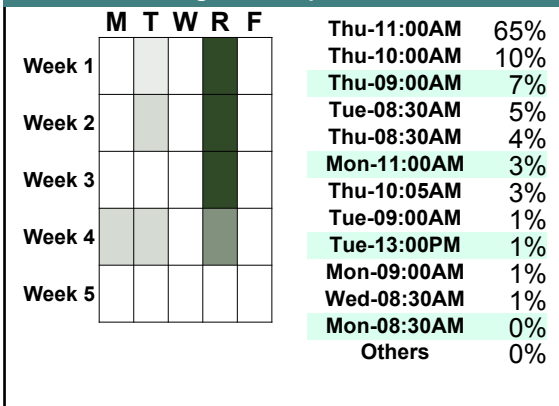
October 2017

Emporia

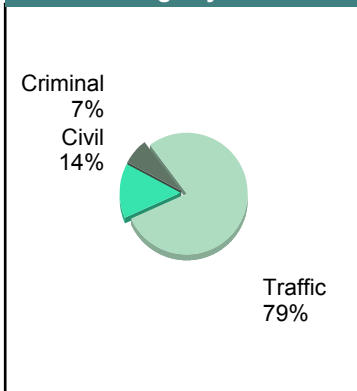
District: 6

		<u>Filings</u>	<u>Hearings</u>	<u>Transactions</u>	<u>Concluded</u>	<u>Cont</u>
<u>Criminal</u>						
Capias	CA	5	21	21	5	16
Civil Violation	CV	2	5	5	2	3
Felony	F	11	79	79	5	74
Misdemeanor	M	40	166	166	29	137
Show Cause	SC	8	28	28	7	21
Criminal Total		66	299	299	48	251
<u>Traffic</u>						
Capias	CA	5	11	11	4	7
Felony	F	0	3	3	0	3
Infraction	I	674	416	759	634	125
Misdemeanor	M	72	161	161	67	94
Show Cause	SC	1	14	14	7	7
Traffic Total		752	605	948	712	236
<u>Civil</u>						
Admin License	AL	3	0	3	3	-
Bond Forfeiture	BF	3	2	6	4	2
Capias	CA	0	1	2	1	1
Detinue	DT	15	9	17	16	1
Garnishment	GA	26	0	28	28	-
Impoundment	IM	1	0	1	1	-
Interrogatory	IN	6	1	6	5	1
Other	OT	1	0	1	1	-
Protective Order	PO	1	1	2	1	1
Prelim Prot Order	PP	1	0	1	1	-
Unlawful Detainer	UD	16	20	21	14	7
Warrant in Debt	WD	65	61	75	69	6
Civil Total		138	95	163	144	19
Emporia Totals		956	999	1,410	904	506

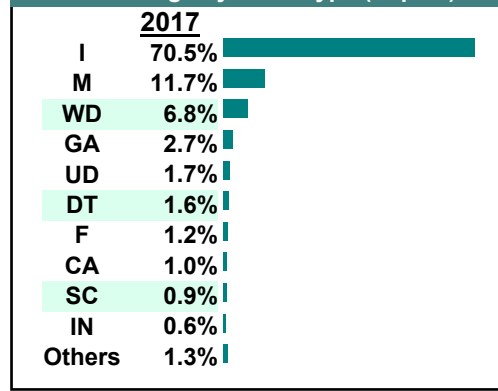
Calendared Filings with Top 12 Scheduled Times



% of Filings by Division



% of Filings by Case Type (Top 10)



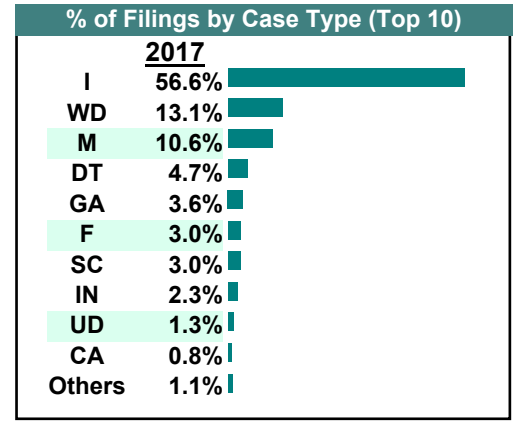
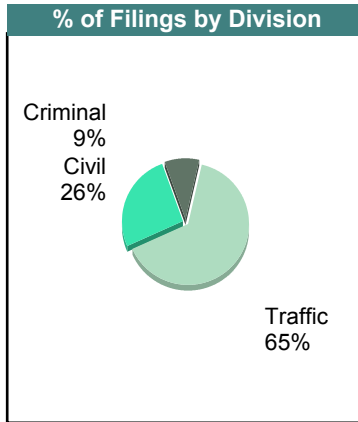
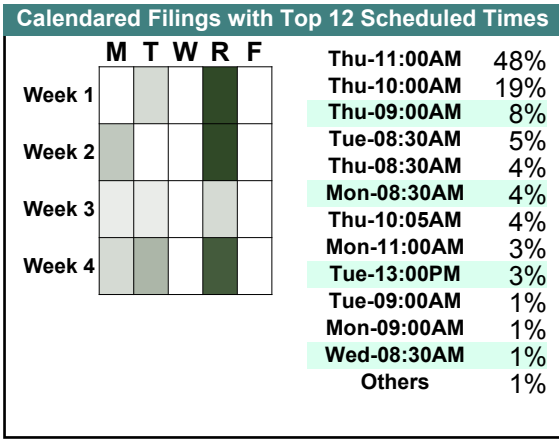
CASELOAD STATISTICS OF THE GENERAL DISTRICT COURTS

September 2017

Emporia

District: 6

		<u>Filings</u>	<u>Hearings</u>	<u>Transactions</u>	<u>Concluded</u>	<u>Cont</u>
<u>Criminal</u>						
Capias	CA	2	19	19	5	14
Civil Violation	CV	0	3	3	0	3
Felony	F	18	47	47	15	32
Misdemeanor	M	30	145	145	45	100
Show Cause	SC	8	33	33	8	25
Criminal Total		58	247	247	73	174
<u>Traffic</u>						
Capias	CA	3	24	24	7	17
Felony	F	1	2	2	0	2
Infraction	I	362	293	486	357	129
Misdemeanor	M	38	140	140	49	91
Show Cause	SC	11	25	25	7	18
Traffic Total		415	484	677	420	257
<u>Civil</u>						
Admin License	AL	3	0	4	4	-
Bond Forfeiture	BF	1	2	5	3	2
Capias	CA	0	1	3	2	1
Detinue	DT	30	15	30	28	2
Garnishment	GA	23	2	23	21	2
Impoundment	IM	2	0	2	2	-
Interrogatory	IN	15	1	18	17	1
Other	OT	1	0	1	1	-
Show Cause	SC	0	0	3	3	-
Unlawful Detainer	UD	8	9	9	7	2
Warrant in Debt	WD	84	96	105	87	18
Civil Total		167	126	203	175	28
Emporia Totals		640	857	1,127	668	459



CASELOAD STATISTICS OF THE GENERAL DISTRICT COURTS

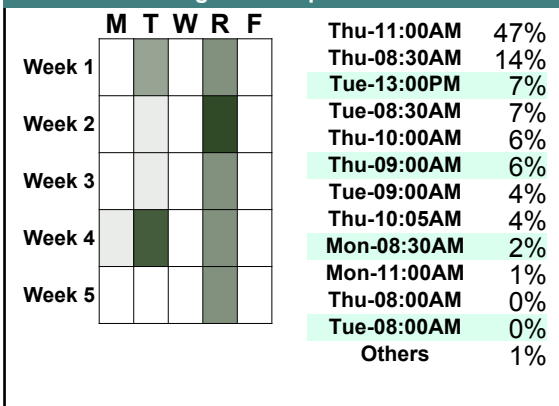
August 2017

Emporia

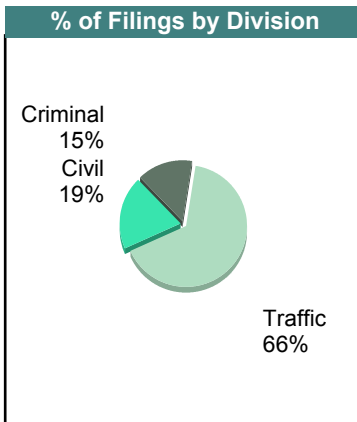
District: 6

		<u>Filings</u>	<u>Hearings</u>	<u>Transactions</u>	<u>Concluded</u>	<u>Cont</u>
<u>Criminal</u>						
Capias	CA	6	27	27	4	23
Civil Violation	CV	1	3	3	1	2
Felony	F	9	51	51	16	35
Misdemeanor	M	49	176	176	38	138
Show Cause	SC	10	34	34	9	25
Criminal Total		75	291	291	68	223
<u>Traffic</u>						
Capias	CA	1	12	12	1	11
Felony	F	0	2	2	1	1
Infraction	I	281	244	380	284	96
Misdemeanor	M	48	152	153	44	109
Show Cause	SC	4	15	15	3	12
Traffic Total		334	425	562	333	229
<u>Civil</u>						
Admin License	AL	4	0	4	4	-
Bond Forfeiture	BF	1	3	3	0	3
Detinue	DT	8	4	8	8	-
Garnishment	GA	19	0	19	19	-
Impoundment	IM	2	0	2	2	-
Interrogatory	IN	28	0	41	41	-
Other	OT	2	1	3	2	1
Protective Order	PO	0	0	1	1	-
Show Cause	SC	10	0	10	10	-
Unlawful Detainer	UD	5	7	8	6	2
Warrant in Debt	WD	19	29	36	25	11
Civil Total		98	44	135	118	17
Emporia Totals		507	760	988	519	469

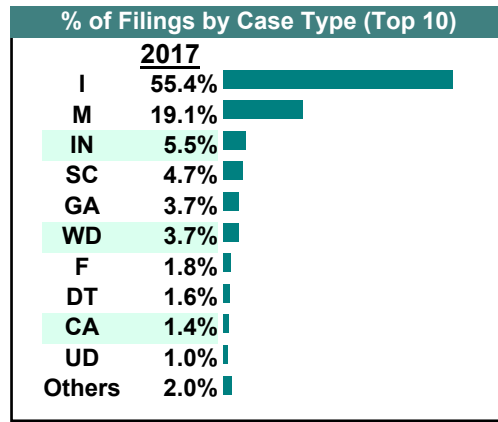
Calendared Filings with Top 12 Scheduled Times



% of Filings by Division

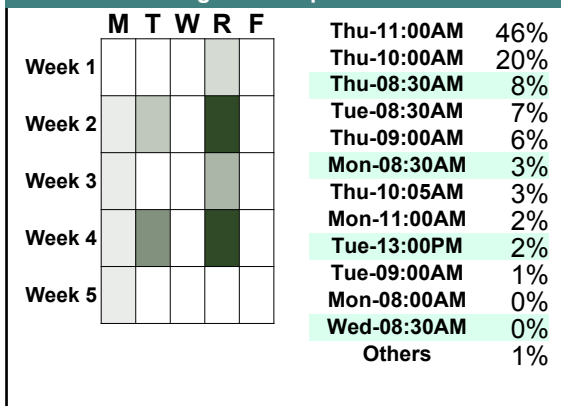


% of Filings by Case Type (Top 10)

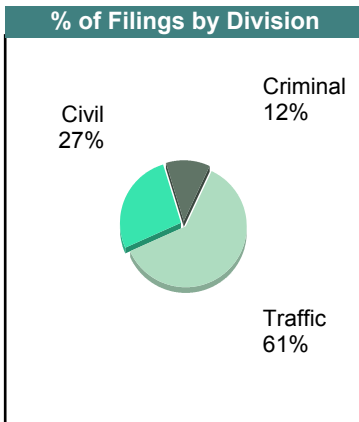


		Filings	Hearings	Transactions	Concluded	Cont
<u>Criminal</u>						
Capias	CA	4	26	26	10	16
Civil Violation	CV	0	3	3	0	3
Felony	F	23	87	87	22	65
Misdemeanor	M	39	161	161	45	116
Show Cause	SC	5	22	22	6	16
Criminal Total		71	299	299	83	216
<u>Traffic</u>						
Capias	CA	7	22	22	12	10
Felony	F	0	2	2	0	2
Infraction	I	325	256	435	339	96
Misdemeanor	M	39	150	150	65	85
Show Cause	SC	3	16	16	7	9
Traffic Total		374	446	625	423	202
<u>Civil</u>						
Admin License	AL	7	1	7	6	1
Bond Forfeiture	BF	5	7	7	0	7
Capias	CA	3	3	4	1	3
Detinue	DT	0	0	3	3	-
Garnishment	GA	17	0	17	17	-
Impoundment	IM	1	0	1	1	-
Interrogatory	IN	0	3	20	17	3
Protective Order	PO	0	0	1	1	-
Show Cause	SC	9	3	12	9	3
Unlawful Detainer	UD	12	10	12	11	1
Warrant in Debt	WD	111	127	133	110	23
Civil Total		165	154	217	176	41
Emporia Totals		610	899	1,141	682	459

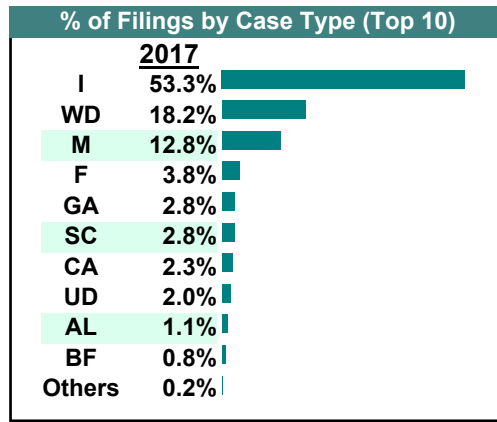
Calendared Filings with Top 12 Scheduled Times



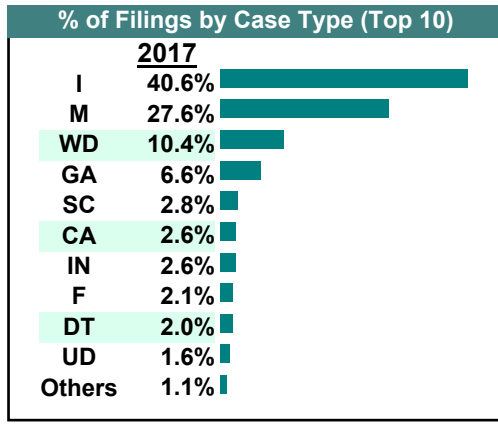
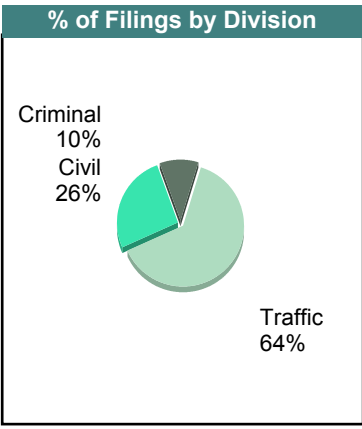
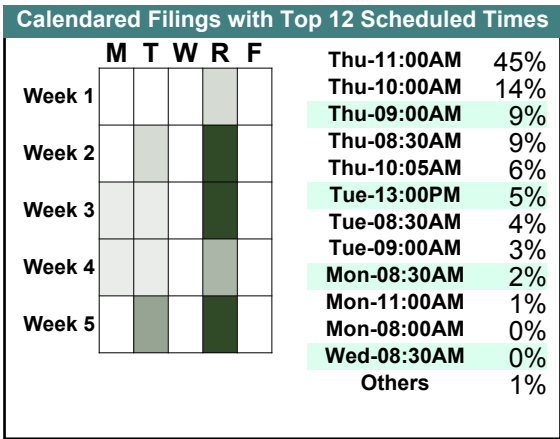
% of Filings by Division



% of Filings by Case Type (Top 10)

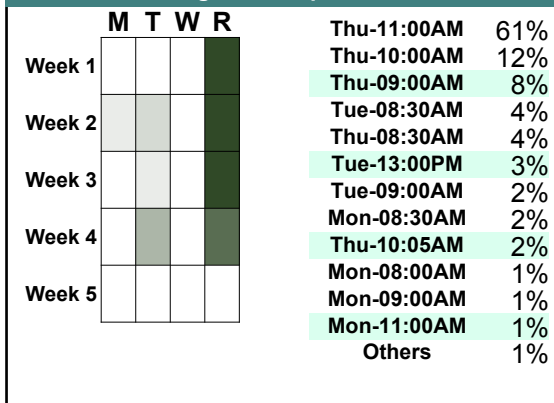


		<u>Filings</u>	<u>Hearings</u>	<u>Transactions</u>	<u>Concluded</u>	<u>Cont</u>
<u>Criminal</u>						
Capias	CA	5	32	32	13	19
Civil Violation	CV	1	2	2	1	1
Felony	F	16	62	62	16	46
Misdemeanor	M	55	184	184	42	142
Show Cause	SC	7	32	32	13	19
Criminal Total		84	312	312	85	227
<u>Traffic</u>						
Capias	CA	10	23	23	2	21
Felony	F	1	2	2	0	2
Infraction	I	331	348	499	379	120
Misdemeanor	M	170	319	319	181	138
Show Cause	SC	7	19	19	4	15
Traffic Total		519	711	862	566	296
<u>Civil</u>						
Admin License	AL	5	0	5	5	-
Bond Forfeiture	BF	2	0	2	2	-
Capias	CA	6	0	12	12	-
Detinue	DT	16	8	16	13	3
Garnishment	GA	54	0	54	54	-
Interrogatory	IN	21	1	48	47	1
Protective Order	PO	1	1	2	1	1
Show Cause	SC	9	1	22	21	1
Unlawful Detainer	UD	13	12	13	12	1
Warrant in Debt	WD	85	91	97	84	13
Civil Total		212	114	271	251	20
Emporia Totals		815	1,137	1,445	902	543

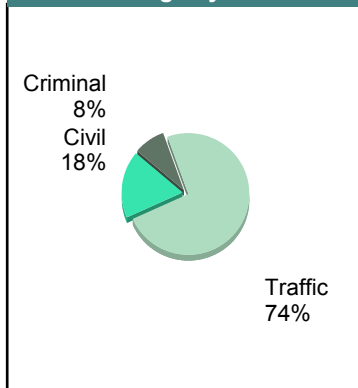


		<u>Filings</u>	<u>Hearings</u>	<u>Transactions</u>	<u>Concluded</u>	<u>Cont</u>
<u>Criminal</u>						
Capias	CA	6	27	27	5	22
Civil Violation	CV	3	6	6	2	4
Felony	F	11	60	60	24	36
Misdemeanor	M	53	154	154	53	101
Show Cause	SC	8	34	34	7	27
Criminal Total		81	281	281	91	190
<u>Traffic</u>						
Capias	CA	5	16	16	1	15
Infraction	I	538	421	695	549	146
Misdemeanor	M	166	297	297	162	135
Show Cause	SC	5	14	14	1	13
Traffic Total		714	748	1,022	713	309
<u>Civil</u>						
Admin License	AL	7	1	7	6	-
Bond Forfeiture	BF	1	0	1	1	-
Detinue	DT	15	10	16	15	1
Garnishment	GA	16	0	16	16	-
Interrogatory	IN	25	14	27	13	14
Protective Order	PO	4	6	8	2	6
Prelim Prot Order	PP	2	0	2	2	-
Show Cause	SC	1	0	1	1	-
Unlawful Detainer	UD	12	14	17	12	5
Warrant in Debt	WD	88	99	105	87	18
Civil Total		171	144	200	155	44
Emporia Totals		966	1,173	1,503	959	543

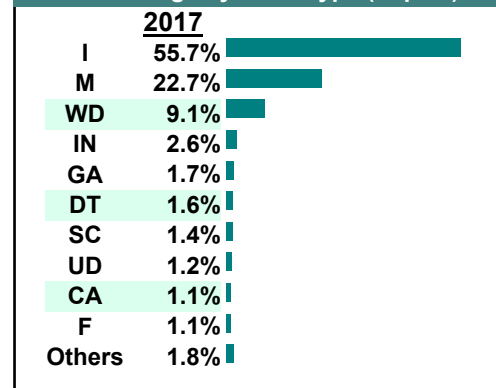
Calendared Filings with Top 12 Scheduled Times



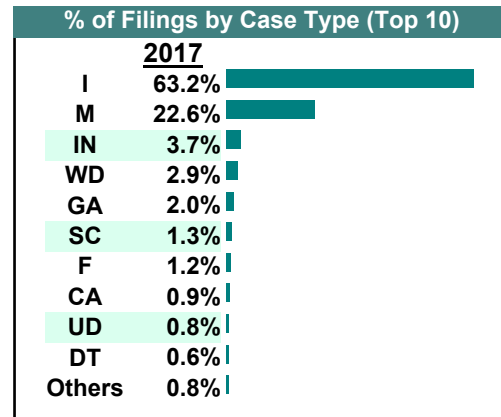
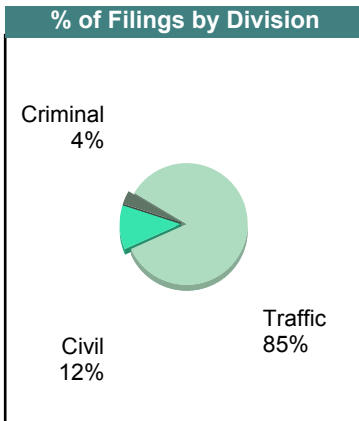
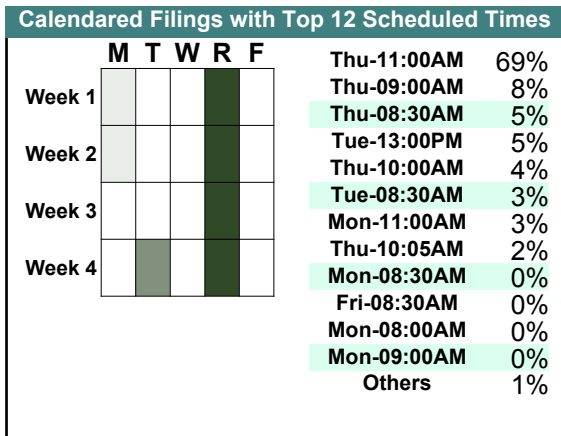
% of Filings by Division



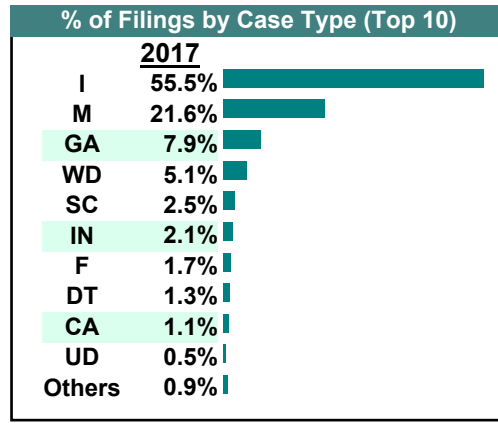
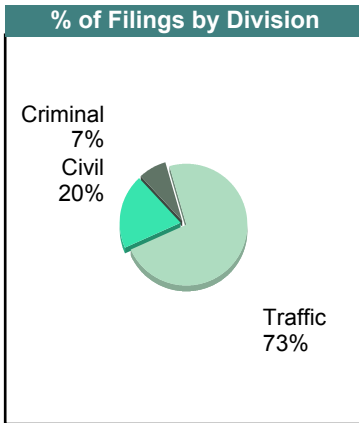
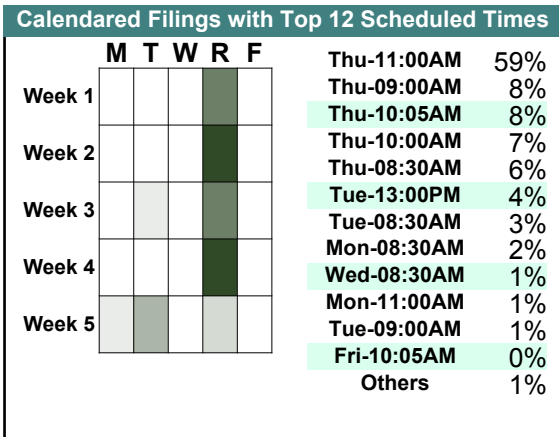
% of Filings by Case Type (Top 10)



		Filings	Hearings	Transactions	Concluded	Cont
<u>Criminal</u>						
Capias	CA	3	17	17	2	15
Civil Violation	CV	0	2	2	1	1
Felony	F	14	50	50	5	45
Misdemeanor	M	22	97	97	16	81
Show Cause	SC	4	20	20	4	16
Criminal Total		43	186	186	28	158
<u>Traffic</u>						
Capias	CA	7	10	10	2	8
Infraction	I	755	463	854	711	143
Misdemeanor	M	248	355	355	232	123
Show Cause	SC	3	9	9	1	8
Traffic Total		1,013	837	1,228	946	282
<u>Civil</u>						
Admin License	AL	4	0	4	4	-
Capias	CA	1	1	1	0	1
Detinue	DT	7	3	9	9	-
Garnishment	GA	24	0	24	24	-
Impoundment	IM	2	0	2	2	-
Interrogatory	IN	44	23	58	35	23
Prelim Prot Order	PP	3	0	3	3	-
Show Cause	SC	9	4	9	5	4
Unlawful Detainer	UD	9	8	11	9	2
Warrant in Debt	WD	35	43	54	37	17
Civil Total		138	82	175	128	47
Emporia Totals		1,194	1,105	1,589	1,102	487



		<u>Filings</u>	<u>Hearings</u>	<u>Transactions</u>	<u>Concluded</u>	<u>Cont</u>
<u>Criminal</u>						
Capias	CA	7	34	34	11	23
Civil Violation	CV	1	3	3	0	3
Felony	F	20	89	89	30	59
Misdemeanor	M	60	192	192	46	146
Show Cause	SC	6	31	31	5	26
Criminal Total		94	349	349	92	257
<u>Traffic</u>						
Capias	CA	2	9	9	5	4
Felony	F	1	7	7	4	3
Infraction	I	697	474	846	737	109
Misdemeanor	M	211	322	322	200	122
Show Cause	SC	3	11	11	2	9
Traffic Total		914	823	1,195	948	247
<u>Civil</u>						
Abstract	AJ	1	0	1	1	-
Admin License	AL	3	0	3	3	-
Bond Forfeiture	BF	1	2	4	3	1
Capias	CA	5	6	8	2	6
Detinue	DT	16	12	19	17	2
Garnishment	GA	99	0	99	99	-
Impoundment	IM	1	0	1	1	-
Interrogatory	IN	26	24	66	42	24
Other	OT	2	0	2	2	-
Protective Order	PO	2	0	2	2	-
Show Cause	SC	22	11	29	18	11
Unlawful Detainer	UD	6	4	8	7	1
Warrant in Debt	WD	64	68	80	68	12
Civil Total		248	127	322	265	57
Emporia Totals		1,256	1,299	1,866	1,305	561



CASELOAD STATISTICS OF THE GENERAL DISTRICT COURTS

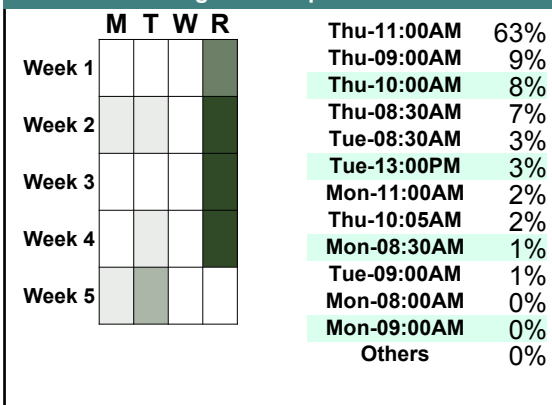
February 2017

Emporia

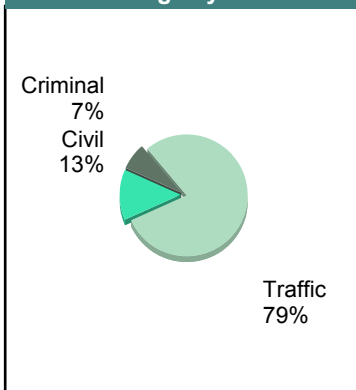
District: 6

		<u>Filings</u>	<u>Hearings</u>	<u>Transactions</u>	<u>Concluded</u>	<u>Cont</u>
<u>Criminal</u>						
Capias	CA	4	21	21	6	15
Civil Violation	CV	1	1	1	0	1
Felony	F	17	82	82	23	59
Misdemeanor	M	45	143	143	34	109
Show Cause	SC	8	21	21	6	15
Criminal Total		75	268	268	69	199
<u>Traffic</u>						
Capias	CA	1	3	3	1	2
Felony	F	0	5	5	0	5
Infraction	I	637	405	717	556	161
Misdemeanor	M	169	260	260	148	112
Show Cause	SC	2	6	6	0	6
Traffic Total		809	679	991	705	286
<u>Civil</u>						
Admin License	AL	1	0	1	1	-
Bond Forfeiture	BF	0	1	4	3	1
Detinue	DT	12	9	16	13	3
Garnishment	GA	17	0	17	17	-
Impoundment	IM	2	0	2	2	-
Interrogatory	IN	30	14	30	16	14
Prelim Prot Order	PP	2	0	2	2	-
Unlawful Detainer	UD	9	9	9	8	1
Warrant in Debt	WD	63	68	82	65	17
Civil Total		136	101	163	127	36
Emporia Totals		1,020	1,048	1,422	901	521

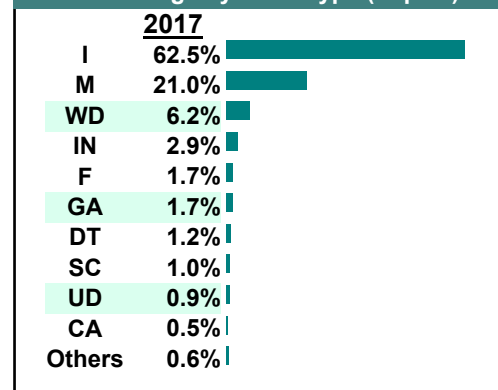
Calendared Filings with Top 12 Scheduled Times



% of Filings by Division



% of Filings by Case Type (Top 10)



CASELOAD STATISTICS OF THE GENERAL DISTRICT COURTS

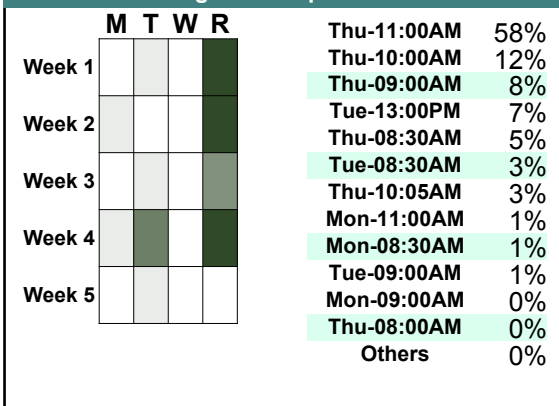
January 2017

Emporia

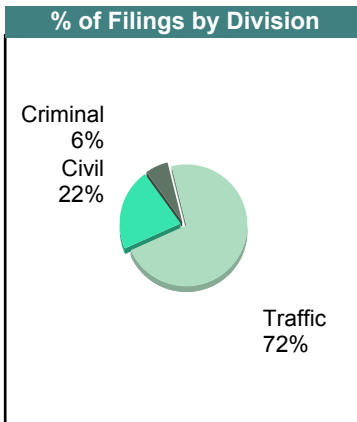
District: 6

		<u>Filings</u>	<u>Hearings</u>	<u>Transactions</u>	<u>Concluded</u>	<u>Cont</u>
<u>Criminal</u>						
Capias	CA	6	40	40	9	31
Felony	F	13	81	81	17	64
Misdemeanor	M	39	146	146	35	111
Show Cause	SC	10	41	41	12	29
Criminal Total		68	308	308	73	235
<u>Traffic</u>						
Capias	CA	0	3	3	1	2
Felony	F	1	1	1	0	1
Infraction	I	623	414	754	635	119
Misdemeanor	M	164	268	268	162	106
Show Cause	SC	5	8	8	1	7
Traffic Total		793	694	1,034	799	235
<u>Civil</u>						
Admin License	AL	1	0	1	1	-
Bond Forfeiture	BF	3	4	6	2	4
Capias	CA	3	5	9	4	5
Detinue	DT	32	17	40	36	4
Garnishment	GA	28	0	28	28	-
Impoundment	IM	1	0	1	1	-
Interrogatory	IN	60	40	76	36	40
Protective Order	PO	1	0	2	2	-
Prelim Prot Order	PP	1	1	1	0	-
Show Cause	SC	9	7	16	9	7
Unlawful Detainer	UD	13	12	16	15	1
Warrant in Debt	WD	86	98	112	81	31
Civil Total		238	184	308	215	92
Emporia Totals		1,099	1,186	1,650	1,087	562

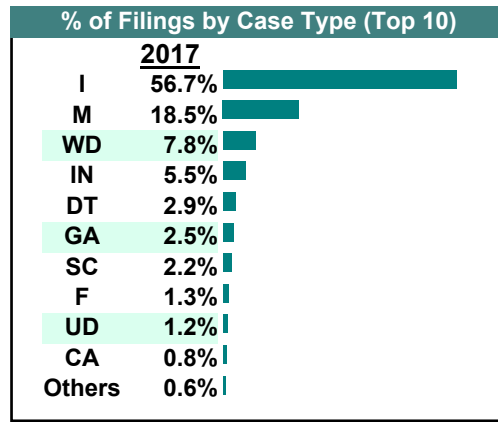
Calendared Filings with Top 12 Scheduled Times



% of Filings by Division

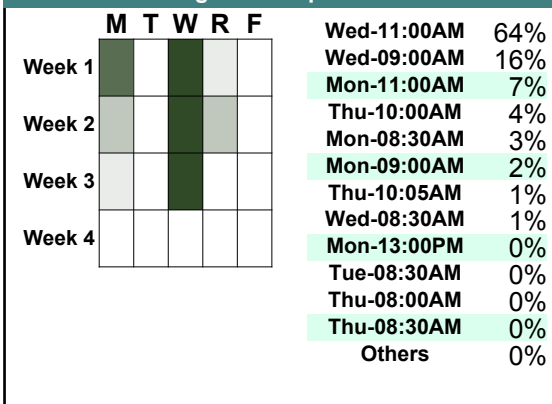


% of Filings by Case Type (Top 10)

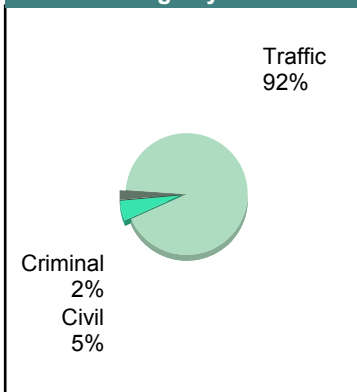


		<u>Filings</u>	<u>Hearings</u>	<u>Transactions</u>	<u>Concluded</u>	<u>Cont</u>
<u>Criminal</u>						
Capias	CA	1	8	8	1	7
Civil Violation	CV	0	1	1	1	-
Felony	F	6	55	55	33	22
Misdemeanor	M	8	35	35	9	26
Show Cause	SC	2	12	12	1	11
Criminal Total		17	111	111	45	66
<u>Traffic</u>						
Capias	CA	4	12	12	4	8
Felony	F	0	3	3	1	2
Infraction	I	262	261	370	282	88
Misdemeanor	M	367	747	747	504	243
Show Cause	SC	0	4	4	3	1
Traffic Total		633	1,027	1,136	794	342
<u>Civil</u>						
Admin License	AL	1	0	1	1	-
Bond Forfeiture	BF	0	1	2	1	1
Garnishment	GA	7	1	7	6	1
Interrogatory	IN	1	1	1	0	1
Show Cause	SC	1	0	1	1	-
Unlawful Detainer	UD	1	3	3	1	2
Warrant in Debt	WD	25	31	36	27	9
Civil Total		36	37	51	37	14
Greenville Totals		686	1,175	1,298	876	422

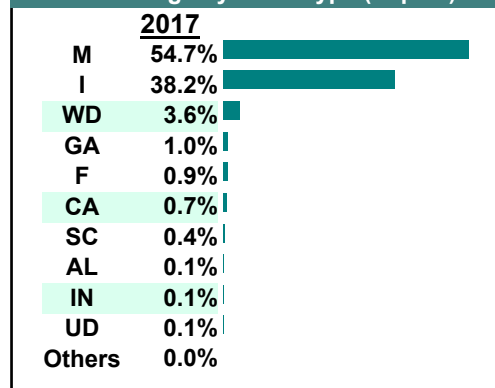
Calendared Filings with Top 12 Scheduled Times



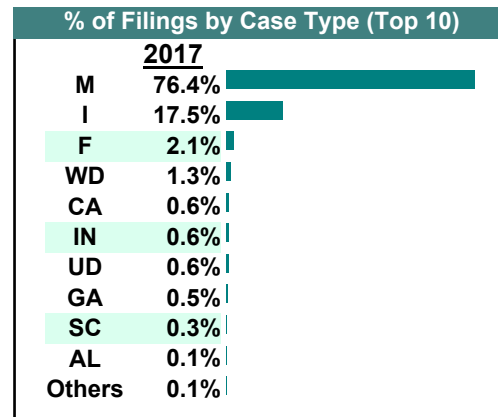
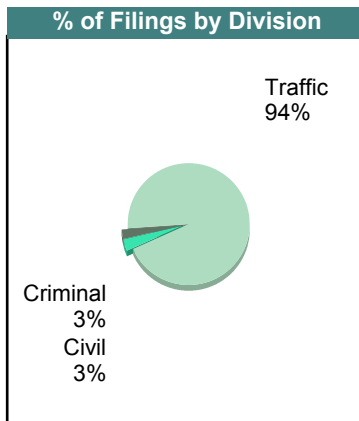
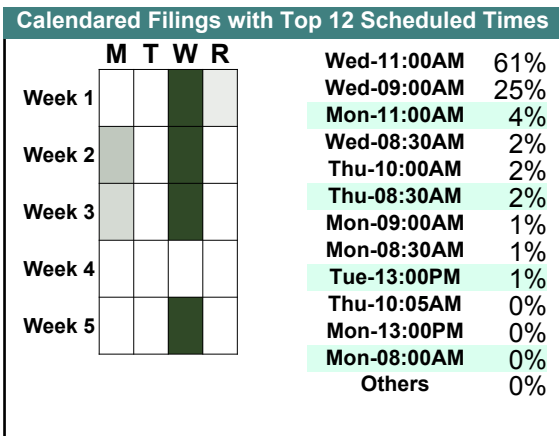
% of Filings by Division



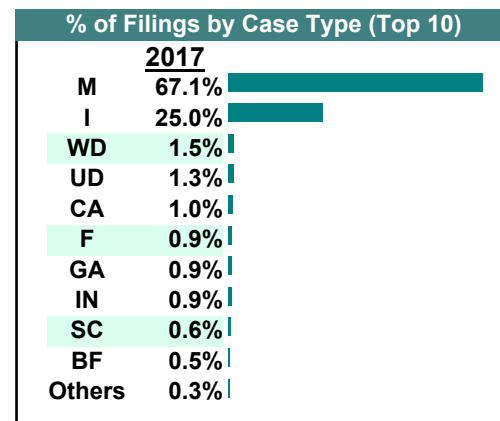
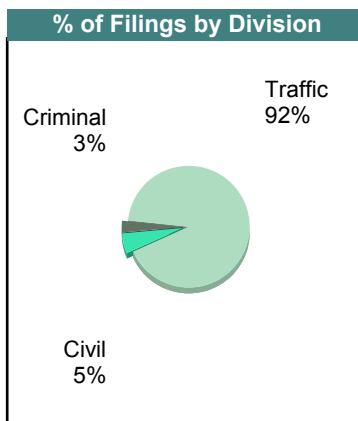
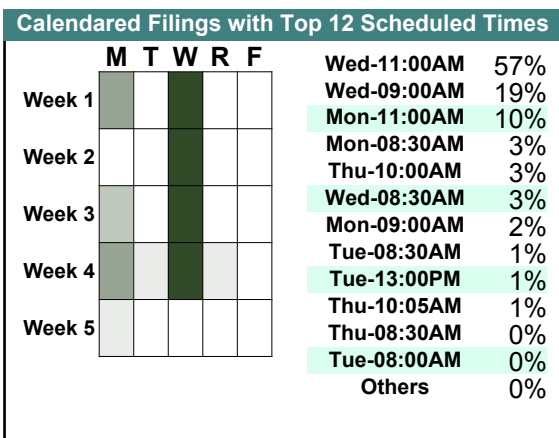
% of Filings by Case Type (Top 10)



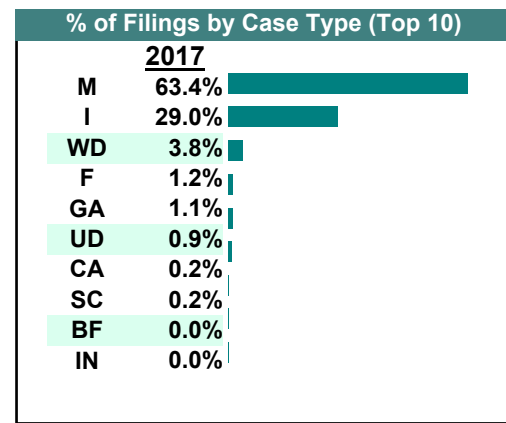
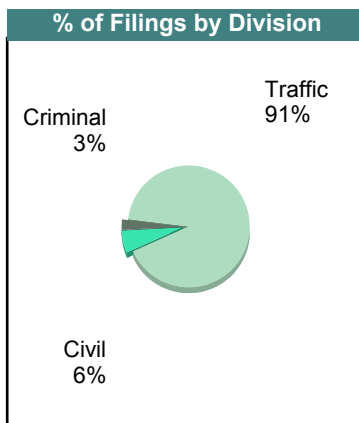
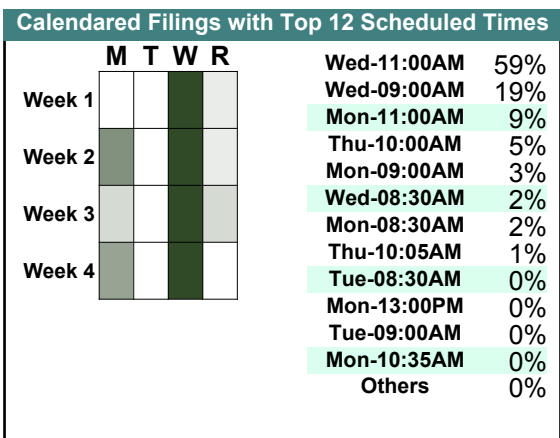
		Filings	Hearings	Transactions	Concluded	Cont
<u>Criminal</u>						
Capias	CA	1	11	11	1	10
Felony	F	35	145	145	22	123
Misdemeanor	M	5	71	71	28	43
Show Cause	SC	3	14	14	2	12
Criminal Total		44	241	241	53	188
<u>Traffic</u>						
Capias	CA	10	21	21	10	11
Felony	F	2	5	5	2	3
Infraction	I	304	251	405	306	99
Misdemeanor	M	1,324	1,765	1,765	1,230	535
Show Cause	SC	2	6	6	2	4
Traffic Total		1,642	2,048	2,202	1,550	652
<u>Civil</u>						
Admin License	AL	1	0	1	1	-
Bond Forfeiture	BF	1	0	1	1	-
Garnishment	GA	8	0	9	9	-
Interrogatory	IN	11	0	12	12	-
Show Cause	SC	0	0	3	3	-
Unlawful Detainer	UD	11	10	13	12	1
Warrant in Debt	WD	22	22	26	13	13
Civil Total		54	32	65	51	14
Greenville Totals		1,740	2,321	2,508	1,654	854



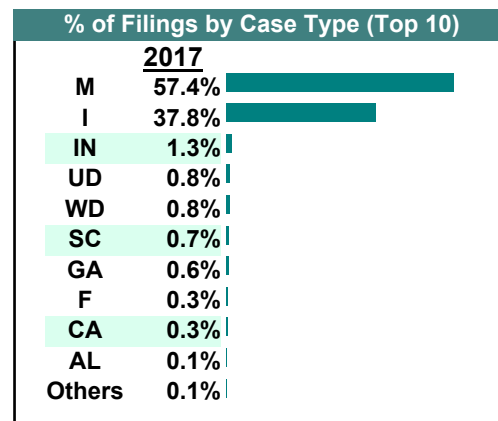
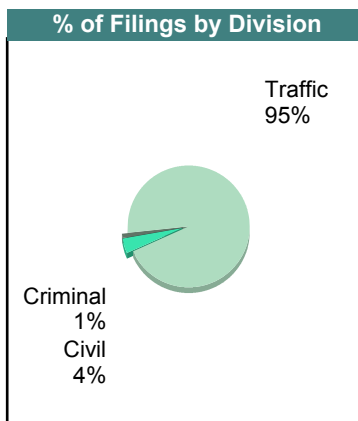
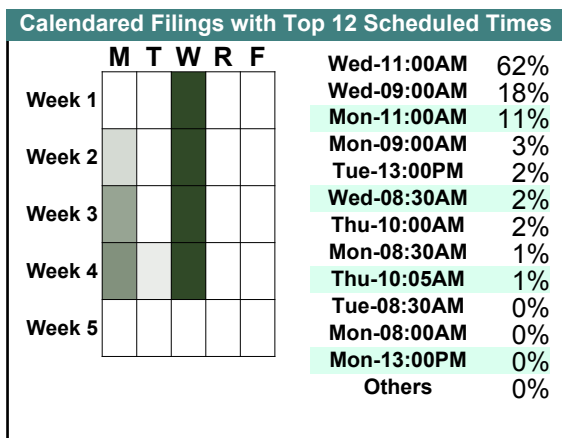
		<u>Filings</u>	<u>Hearings</u>	<u>Transactions</u>	<u>Concluded</u>	<u>Cont</u>
<u>Criminal</u>						
Capias	CA	6	18	18	3	15
Felony	F	9	65	65	8	57
Misdemeanor	M	16	100	100	19	81
Show Cause	SC	5	24	24	6	18
Criminal Total		36	207	207	36	171
<u>Traffic</u>						
Capias	CA	6	13	13	6	7
Civil Violation	CV	0	1	1	1	-
Felony	F	1	4	4	0	4
Infraction	I	290	295	440	339	101
Misdemeanor	M	761	1,264	1,264	822	442
Show Cause	SC	2	3	3	0	3
Traffic Total		1,060	1,580	1,725	1,168	557
<u>Civil</u>						
Admin License	AL	2	0	2	2	-
Bond Forfeiture	BF	6	7	7	0	7
Garnishment	GA	10	1	11	10	1
Interrogatory	IN	10	0	13	13	-
Protective Order	PO	1	0	1	1	-
Prelim Prot Order	PP	1	0	1	1	-
Unlawful Detainer	UD	15	11	16	12	4
Warrant in Debt	WD	17	19	34	28	6
Civil Total		62	38	85	67	18
Greenville Totals		1,158	1,825	2,017	1,271	746



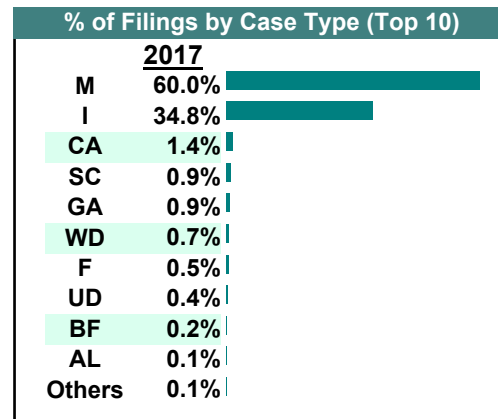
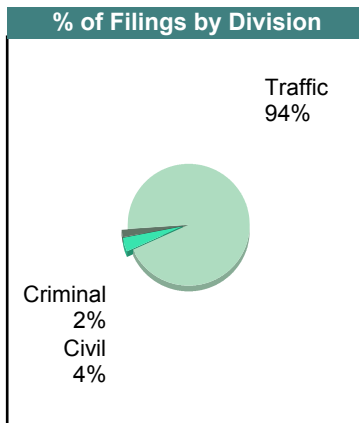
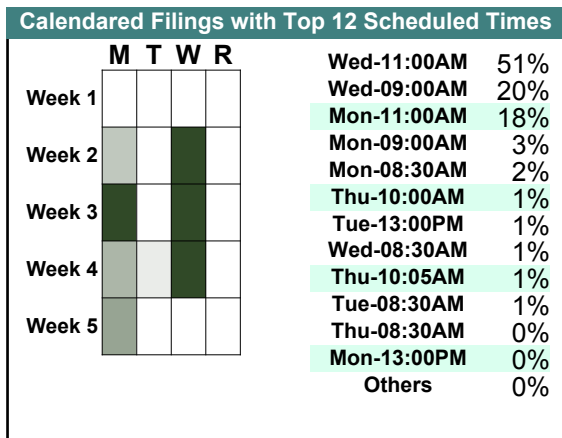
		<u>Filings</u>	<u>Hearings</u>	<u>Transactions</u>	<u>Concluded</u>	<u>Cont</u>
<u>Criminal</u>						
Capias	CA	3	14	14	7	7
Felony	F	22	74	74	19	55
Misdemeanor	M	26	97	97	18	79
Show Cause	SC	3	20	20	5	15
Criminal Total		54	205	205	49	156
<u>Traffic</u>						
Capias	CA	2	8	8	0	8
Felony	F	3	4	4	0	4
Infraction	I	586	411	697	554	143
Misdemeanor	M	1,255	1,587	1,587	1,147	440
Show Cause	SC	0	2	2	1	1
Traffic Total		1,846	2,012	2,298	1,702	596
<u>Civil</u>						
Bond Forfeiture	BF	1	0	1	1	-
Capias	CA	0	0	3	3	-
Garnishment	GA	22	0	22	22	-
Interrogatory	IN	0	1	5	4	1
Show Cause	SC	1	3	6	3	3
Unlawful Detainer	UD	19	7	20	20	-
Warrant in Debt	WD	77	90	104	62	42
Civil Total		120	101	161	115	46
Greenville Totals		2,020	2,318	2,664	1,866	798



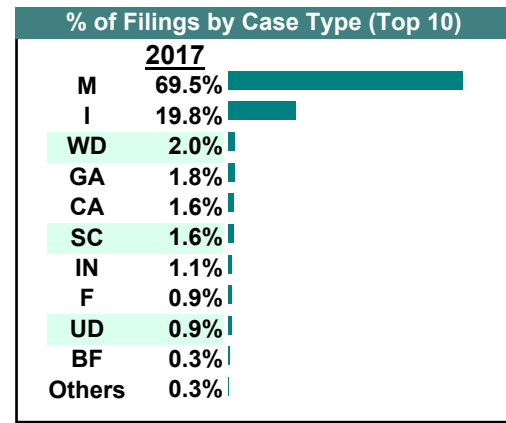
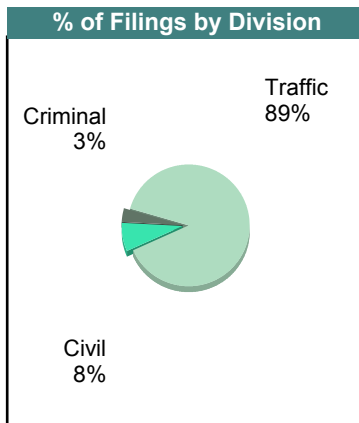
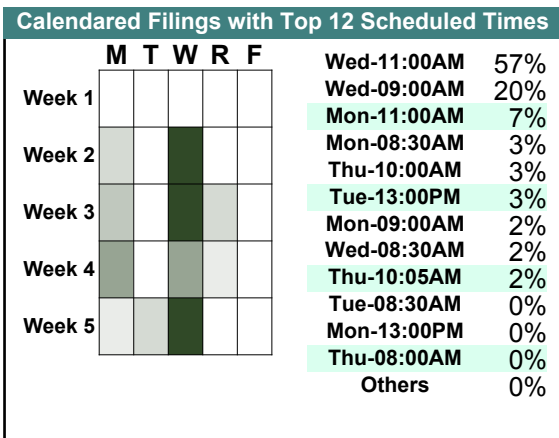
		<u>Filings</u>	<u>Hearings</u>	<u>Transactions</u>	<u>Concluded</u>	<u>Cont</u>
<u>Criminal</u>						
Capias	CA	1	6	6	4	2
Felony	F	6	24	24	6	18
Misdemeanor	M	11	51	51	10	41
Show Cause	SC	4	17	17	2	15
Criminal Total		22	98	98	22	76
<u>Traffic</u>						
Capias	CA	4	15	15	7	8
Civil Violation	CV	0	1	1	0	1
Infraction	I	686	426	794	662	132
Misdemeanor	M	1,031	1,328	1,328	967	361
Show Cause	SC	2	9	9	7	2
Traffic Total		1,723	1,779	2,147	1,643	504
<u>Civil</u>						
Admin License	AL	1	0	1	1	-
Bond Forfeiture	BF	1	0	2	2	-
Capias	CA	0	0	1	1	-
Garnishment	GA	10	1	10	9	1
Interrogatory	IN	23	4	36	32	4
Protective Order	PO	1	0	1	1	-
Show Cause	SC	7	0	9	9	-
Unlawful Detainer	UD	14	16	20	16	4
Warrant in Debt	WD	14	20	24	15	9
Civil Total		71	41	104	86	18
Greenville Totals		1,816	1,918	2,349	1,751	598



		<u>Filings</u>	<u>Hearings</u>	<u>Transactions</u>	<u>Concluded</u>	<u>Cont</u>
<u>Criminal</u>						
Capias	CA	4	22	22	5	17
Felony	F	7	59	59	31	28
Misdemeanor	M	11	60	60	14	46
Show Cause	SC	4	19	19	4	15
Criminal Total		26	160	160	54	106
<u>Traffic</u>						
Capias	CA	5	14	14	8	6
Infraction	I	449	332	550	444	105
Misdemeanor	M	764	1,112	1,112	763	349
Show Cause	SC	1	8	8	0	8
Traffic Total		1,219	1,466	1,684	1,215	468
<u>Civil</u>						
Admin License	AL	1	1	2	1	-
Bond Forfeiture	BF	3	2	6	4	2
Capias	CA	9	3	9	6	3
Garnishment	GA	11	1	11	10	-
Interrogatory	IN	0	5	18	13	5
Prelim Prot Order	PP	1	0	1	1	-
Show Cause	SC	7	6	16	10	6
Unlawful Detainer	UD	5	7	7	5	2
Warrant in Debt	WD	9	8	12	9	3
Civil Total		46	33	82	59	21
Greenville Totals		1,291	1,659	1,926	1,328	595

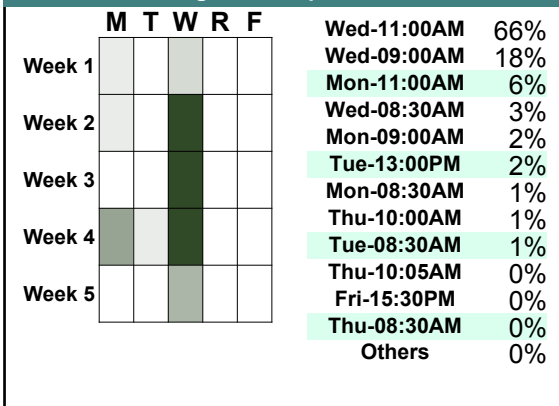


		<u>Filings</u>	<u>Hearings</u>	<u>Transactions</u>	<u>Concluded</u>	<u>Cont</u>
<u>Criminal</u>						
Capias	CA	6	14	14	5	9
Felony	F	11	64	64	12	52
Misdemeanor	M	16	55	55	10	45
Show Cause	SC	7	25	25	5	20
Criminal Total		40	158	158	32	126
<u>Traffic</u>						
Capias	CA	8	24	24	7	17
Civil Violation	CV	1	1	1	0	1
Infraction	I	230	211	323	214	109
Misdemeanor	M	790	1,176	1,176	826	350
Show Cause	SC	3	9	9	2	7
Traffic Total		1,032	1,421	1,533	1,049	484
<u>Civil</u>						
Admin License	AL	2	0	2	2	-
Bond Forfeiture	BF	4	2	6	4	2
Capias	CA	5	1	7	6	1
Garnishment	GA	21	0	21	21	-
Interrogatory	IN	13	4	34	30	4
Show Cause	SC	9	1	17	16	1
Unlawful Detainer	UD	11	12	15	12	3
Warrant in Debt	WD	23	21	30	27	3
Civil Total		88	41	132	118	14
Greenville Totals		1,160	1,620	1,823	1,199	624

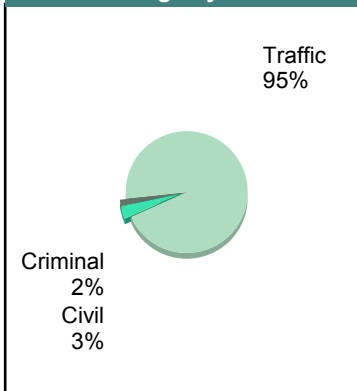


		<u>Filings</u>	<u>Hearings</u>	<u>Transactions</u>	<u>Concluded</u>	<u>Cont</u>
<u>Criminal</u>						
Capias	CA	5	17	17	7	10
Felony	F	3	45	45	10	35
Misdemeanor	M	10	83	83	25	58
Show Cause	SC	4	24	24	7	17
Criminal Total		22	169	169	49	120
<u>Traffic</u>						
Capias	CA	5	13	13	3	10
Felony	F	0	1	1	1	-
Infraction	I	429	334	542	436	106
Misdemeanor	M	753	1,161	1,161	833	328
Show Cause	SC	5	10	10	3	7
Traffic Total		1,192	1,519	1,727	1,276	451
<u>Civil</u>						
Admin License	AL	1	1	2	1	1
Bond Forfeiture	BF	1	1	2	1	1
Capias	CA	1	1	3	2	1
Detinue	DT	0	1	1	1	-
Garnishment	GA	5	0	5	5	-
Impoundment	IM	1	0	1	1	-
Interrogatory	IN	20	11	22	11	11
Overweight	OC	1	0	1	1	-
Other	OT	1	0	1	1	-
Protective Order	PO	0	0	1	1	-
Show Cause	SC	0	0	2	2	-
Unlawful Detainer	UD	5	7	9	5	4
Warrant in Debt	WD	5	8	8	3	5
Civil Total		41	30	58	35	23
Greenville Totals		1,255	1,718	1,954	1,360	594

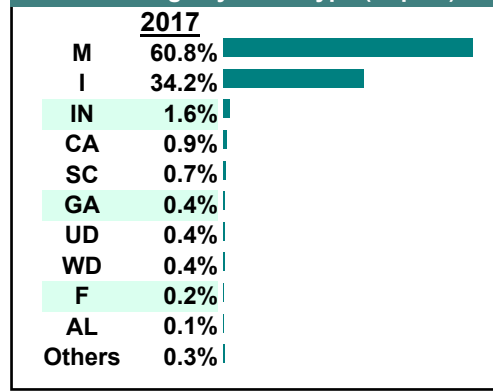
Calendared Filings with Top 12 Scheduled Times



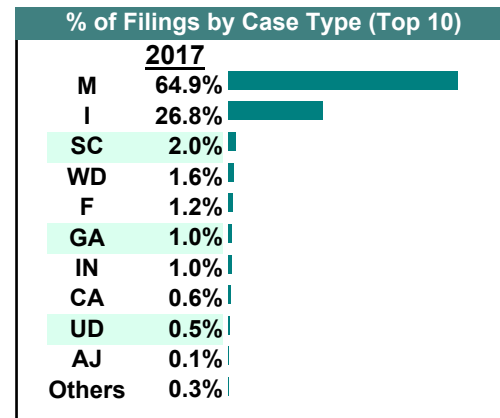
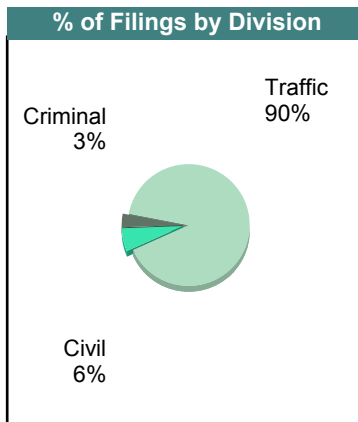
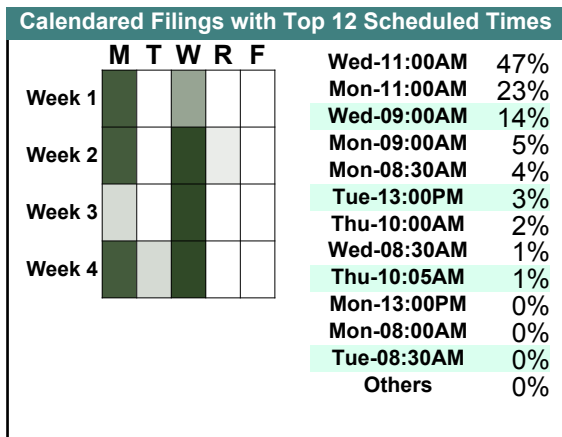
% of Filings by Division



% of Filings by Case Type (Top 10)



		<u>Filings</u>	<u>Hearings</u>	<u>Transactions</u>	<u>Concluded</u>	<u>Cont</u>
<u>Criminal</u>						
Capias	CA	3	22	22	5	17
Felony	F	12	52	52	5	47
Misdemeanor	M	18	103	103	47	56
Show Cause	SC	4	20	20	6	14
Criminal Total		37	197	197	63	134
<u>Traffic</u>						
Capias	CA	3	5	5	4	1
Felony	F	1	3	3	1	2
Infraction	I	290	280	436	323	113
Misdemeanor	M	685	1,153	1,153	700	453
Show Cause	SC	0	2	2	1	1
Traffic Total		979	1,443	1,599	1,029	570
<u>Civil</u>						
Abstract	AJ	1	0	1	1	-
Admin License	AL	1	1	1	0	1
Bond Forfeiture	BF	1	1	2	2	-
Capias	CA	1	0	1	1	-
Detinue	DT	0	3	3	1	2
Garnishment	GA	11	0	11	11	-
Impoundment	IM	1	0	1	1	-
Interrogatory	IN	11	18	37	19	18
Show Cause	SC	18	10	18	8	10
Unlawful Detainer	UD	5	5	6	5	1
Warrant in Debt	WD	17	20	24	19	5
Civil Total		67	58	105	68	37
Greenville Totals		1,083	1,698	1,901	1,160	741



CASELOAD STATISTICS OF THE GENERAL DISTRICT COURTS

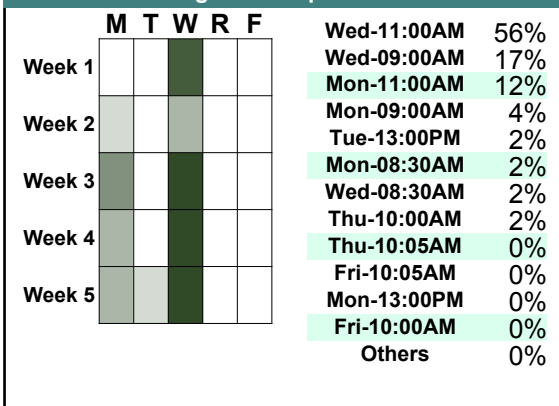
March 2017

Greenville

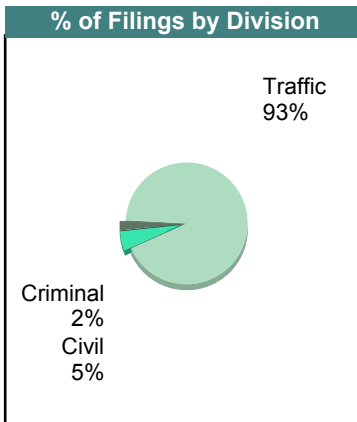
District: 6

		<u>Filings</u>	<u>Hearings</u>	<u>Transactions</u>	<u>Concluded</u>	<u>Cont</u>
<u>Criminal</u>						
Capias	CA	2	14	14	2	12
Civil Violation	CV	0	1	1	1	-
Felony	F	21	72	72	21	51
Misdemeanor	M	10	104	104	23	81
Show Cause	SC	6	25	25	4	21
Criminal Total		39	216	216	51	165
<u>Traffic</u>						
Capias	CA	7	18	18	10	8
Felony	F	0	2	2	1	1
Infraction	I	532	386	702	579	123
Misdemeanor	M	927	1,512	1,512	1,027	485
Show Cause	SC	0	3	3	1	2
Traffic Total		1,466	1,921	2,237	1,618	619
<u>Civil</u>						
Abstract	AJ	2	0	2	2	-
Admin License	AL	1	0	1	1	-
Bond Forfeiture	BF	0	2	6	4	2
Capias	CA	6	3	7	4	3
Detinue	DT	2	3	3	0	3
Garnishment	GA	12	0	12	12	-
Interrogatory	IN	17	20	47	27	20
Protective Order	PO	1	1	1	0	1
Show Cause	SC	16	9	24	15	9
Unlawful Detainer	UD	9	7	11	6	5
Warrant in Debt	WD	13	15	21	14	7
Civil Total		79	60	135	85	50
Greenville Totals		1,584	2,197	2,588	1,754	834

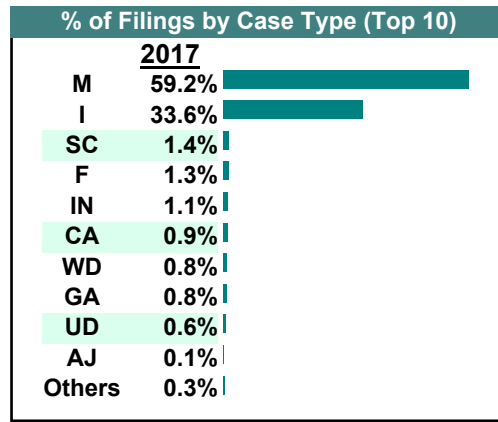
Calendared Filings with Top 12 Scheduled Times



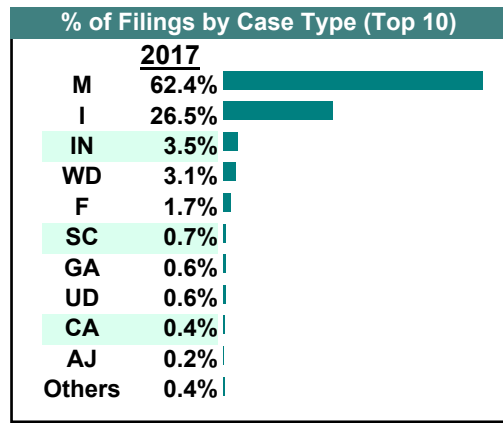
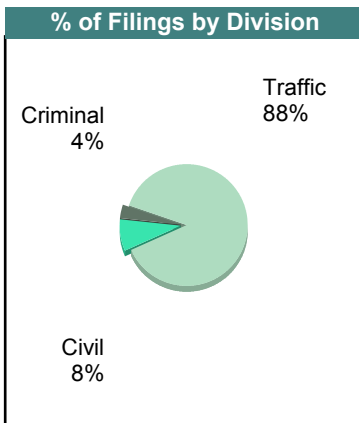
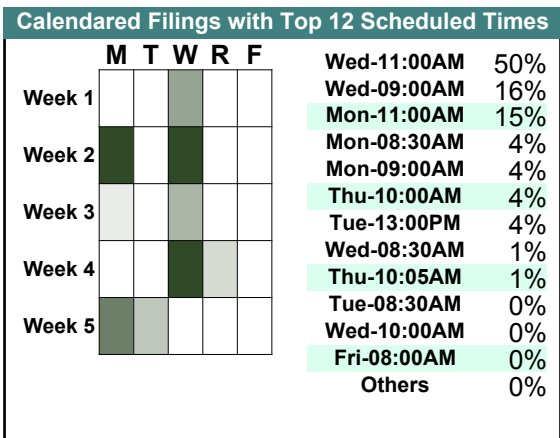
% of Filings by Division



% of Filings by Case Type (Top 10)

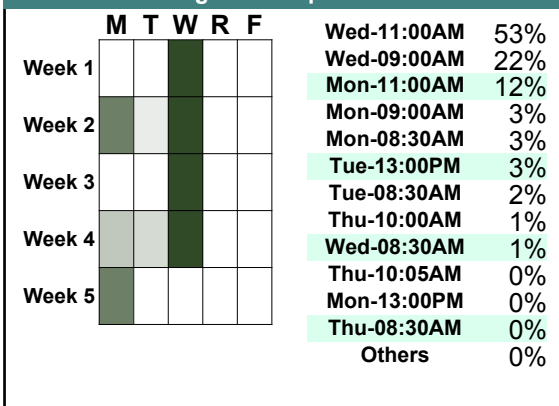


		<u>Filings</u>	<u>Hearings</u>	<u>Transactions</u>	<u>Concluded</u>	<u>Cont</u>
<u>Criminal</u>						
Capias	CA	4	17	17	3	14
Civil Violation	CV	0	1	1	1	-
Felony	F	21	78	78	30	48
Misdemeanor	M	16	140	140	24	116
Show Cause	SC	5	15	15	5	10
Criminal Total		46	251	251	63	188
<u>Traffic</u>						
Capias	CA	1	13	13	4	9
Civil Violation	CV	1	1	1	1	-
Infraction	I	336	296	455	309	146
Misdemeanor	M	776	1,187	1,188	807	381
Show Cause	SC	4	10	10	4	6
Traffic Total		1,118	1,507	1,667	1,125	542
<u>Civil</u>						
Abstract	AJ	2	0	2	2	-
Admin License	AL	2	0	2	2	-
Bond Forfeiture	BF	1	6	8	2	6
Garnishment	GA	8	0	8	8	-
Interrogatory	IN	44	26	44	18	26
Prelim Prot Order	PP	1	0	1	1	-
Unlawful Detainer	UD	8	7	9	8	1
Warrant in Debt	WD	39	38	50	41	9
Civil Total		105	77	124	82	42
Greenville Totals		1,269	1,835	2,042	1,270	772

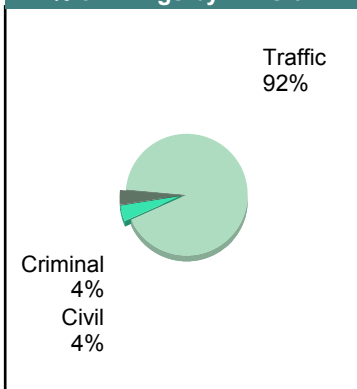


		<u>Filings</u>	<u>Hearings</u>	<u>Transactions</u>	<u>Concluded</u>	<u>Cont</u>
<u>Criminal</u>						
Capias	CA	2	15	15	2	13
Civil Violation	CV	1	3	3	1	2
Felony	F	17	50	50	12	38
Misdemeanor	M	59	118	118	11	107
Show Cause	SC	6	16	16	5	11
Criminal Total		85	202	202	31	171
<u>Traffic</u>						
Capias	CA	6	20	20	8	12
Felony	F	0	1	1	0	1
Infraction	I	552	457	725	522	203
Misdemeanor	M	1,372	1,976	1,980	1,381	599
Show Cause	SC	1	10	10	5	5
Traffic Total		1,931	2,464	2,736	1,916	820
<u>Civil</u>						
Bond Forfeiture	BF	2	5	5	0	5
Capias	CA	1	1	4	3	1
Garnishment	GA	10	0	10	10	-
Interrogatory	IN	42	30	61	31	30
Protective Order	PO	2	0	2	2	-
Show Cause	SC	14	8	18	10	8
Unlawful Detainer	UD	6	5	8	8	-
Warrant in Debt	WD	8	16	19	9	10
Civil Total		85	65	127	73	54
Greenville Totals		2,101	2,731	3,065	2,020	1,045

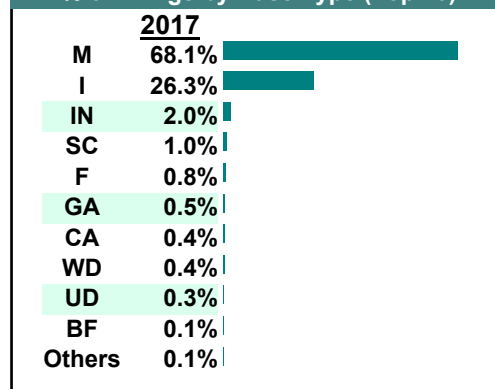
Calendared Filings with Top 12 Scheduled Times



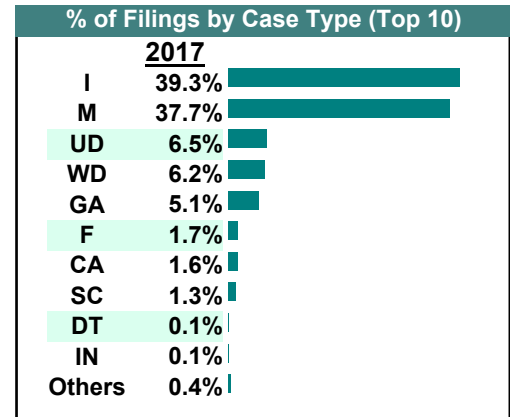
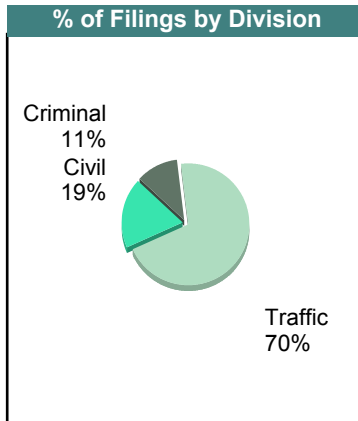
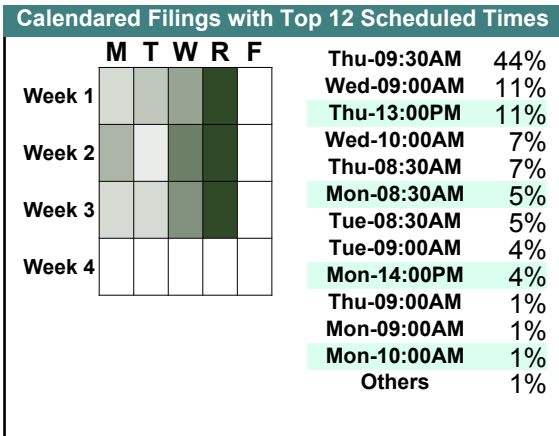
% of Filings by Division



% of Filings by Case Type (Top 10)

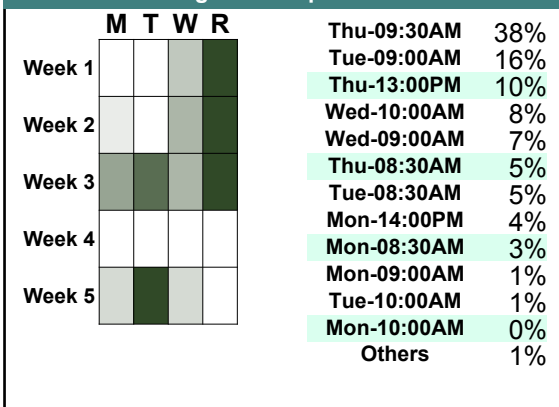


		<u>Filings</u>	<u>Hearings</u>	<u>Transactions</u>	<u>Concluded</u>	<u>Cont</u>
<u>Criminal</u>						
Capias	CA	11	34	34	11	23
Civil Violation	CV	1	7	7	5	2
Felony	F	25	168	168	43	125
Misdemeanor	M	128	339	345	119	226
Motion	MO	1	1	1	1	-
Show Cause	SC	8	18	18	8	10
Criminal Total		174	567	573	187	386
<u>Traffic</u>						
Capias	CA	13	64	64	20	44
Felony	F	1	12	12	7	5
Infraction	I	618	624	938	717	221
Misdemeanor	M	465	1,110	1,110	548	562
Show Cause	SC	11	39	39	16	23
Traffic Total		1,108	1,849	2,163	1,308	855
<u>Civil</u>						
Abstract	AJ	1	0	1	1	-
Admin License	AL	1	0	1	1	-
Capias	CA	1	1	1	0	1
Detinue	DT	2	1	3	2	1
Garnishment	GA	81	7	90	83	7
Interrogatory	IN	2	4	4	0	4
Motion for Judgment	MJ	0	1	1	0	1
Prelim Prot Order	PP	2	0	2	2	-
Show Cause	SC	2	3	5	3	2
Unlawful Detainer	UD	103	80	110	98	12
Warrant in Debt	WD	97	108	126	89	37
Civil Total		292	205	344	279	65
Hopewell Totals		1,574	2,621	3,080	1,774	1,306

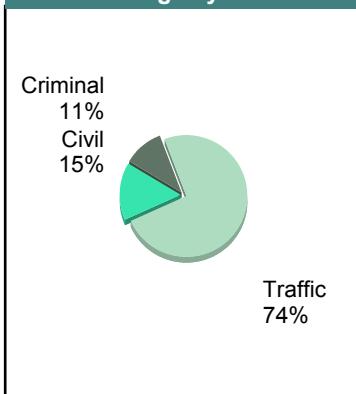


		<u>Filings</u>	<u>Hearings</u>	<u>Transactions</u>	<u>Concluded</u>	<u>Cont</u>
<u>Criminal</u>						
Capias	CA	8	40	40	18	22
Civil Violation	CV	0	2	2	0	2
Felony	F	35	186	186	70	116
Misdemeanor	M	150	272	273	148	124
Motion	MO	1	1	1	1	-
Show Cause	SC	5	16	16	6	9
Criminal Total		199	517	518	243	273
<u>Traffic</u>						
Capias	CA	14	50	50	21	29
Felony	F	0	7	7	3	4
Infraction	I	903	702	1,115	898	217
Misdemeanor	M	462	860	860	423	437
Show Cause	SC	10	19	19	8	11
Traffic Total		1,389	1,638	2,051	1,353	698
<u>Civil</u>						
Abstract	AJ	1	0	1	1	-
Admin License	AL	4	1	4	3	-
Bond Forfeiture	BF	1	0	1	1	-
Detinue	DT	6	3	11	11	-
Garnishment	GA	57	12	75	63	12
Interrogatory	IN	1	2	5	3	2
Motion for Judgment	MJ	1	1	1	0	1
Other	OT	1	1	1	0	-
Protective Order	PO	7	1	7	6	1
Prelim Prot Order	PP	5	1	7	6	1
Show Cause	SC	8	4	8	4	4
Tenants Assertion	TA	1	1	2	1	1
Unlawful Detainer	UD	109	95	124	111	13
Warrant in Debt	WD	82	92	117	79	38
Civil Total		284	214	364	289	73
Hopewell Totals		1,872	2,369	2,933	1,885	1,044

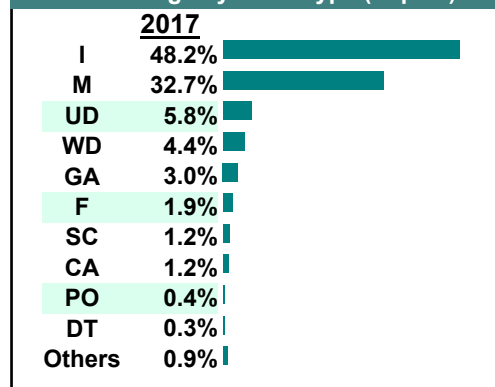
Calendared Filings with Top 12 Scheduled Times



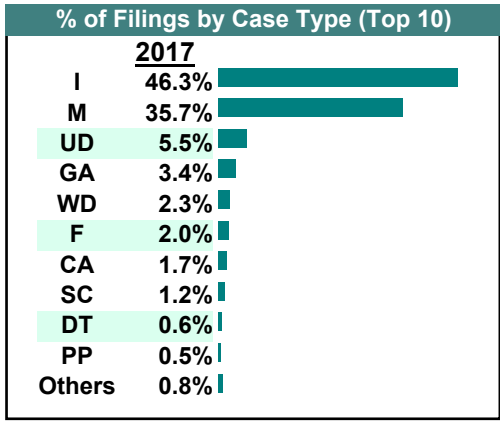
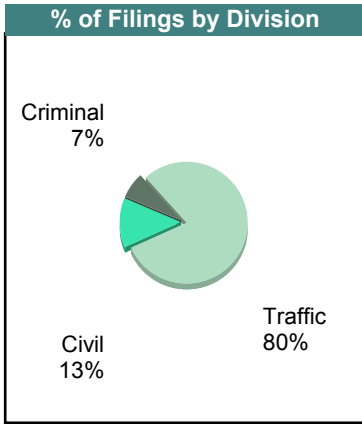
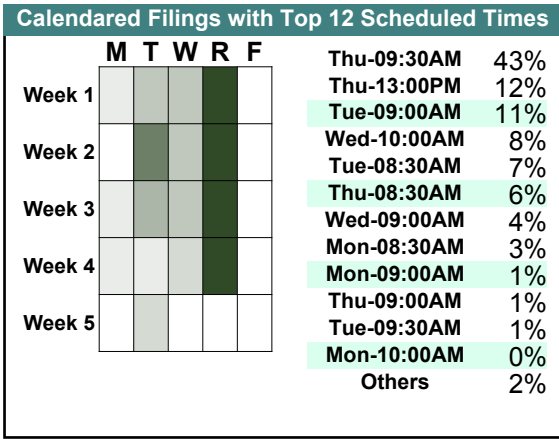
% of Filings by Division



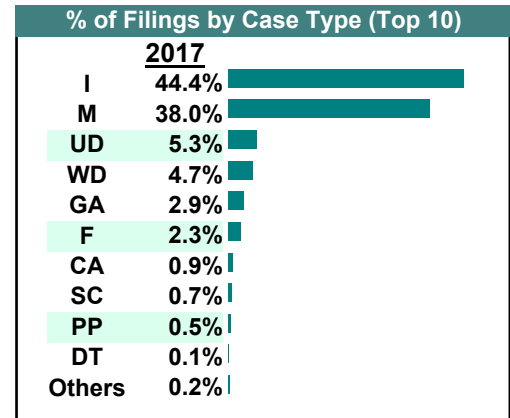
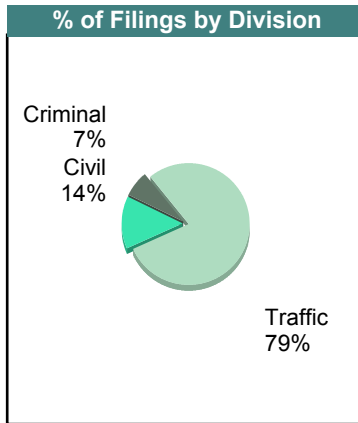
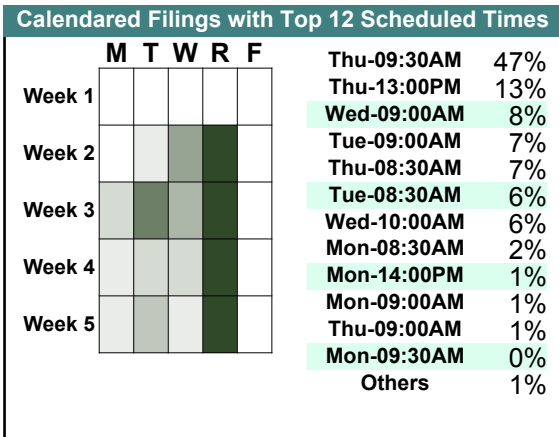
% of Filings by Case Type (Top 10)



		Filings	Hearings	Transactions	Concluded	Cont
<u>Criminal</u>						
Capias	CA	16	48	48	11	37
Civil Violation	CV	1	7	7	3	4
Felony	F	43	204	204	43	161
Misdemeanor	M	95	287	288	104	182
Motion	MO	1	1	1	0	-
Show Cause	SC	7	12	12	2	9
Criminal Total		163	559	560	163	393
<u>Traffic</u>						
Capias	CA	24	68	68	17	51
Felony	F	5	11	11	0	11
Infraction	I	1,096	793	1,347	1,048	297
Misdemeanor	M	750	1,423	1,426	689	734
Show Cause	SC	21	44	44	20	24
Traffic Total		1,896	2,339	2,896	1,774	1,117
<u>Civil</u>						
Admin License	AL	2	1	2	1	-
Counter Claim	CC	2	1	2	2	-
Detinue	DT	15	10	17	10	7
Garnishment	GA	81	14	96	82	14
Interrogatory	IN	6	7	7	0	7
Other	OT	0	0	1	1	-
Protective Order	PO	7	1	7	6	-
Prelim Prot Order	PP	12	2	15	13	2
Unlawful Detainer	UD	130	110	153	131	22
Warrant in Debt	WD	54	81	90	56	34
Civil Total		309	227	390	302	86
Hopewell Totals		2,368	3,125	3,846	2,239	1,596

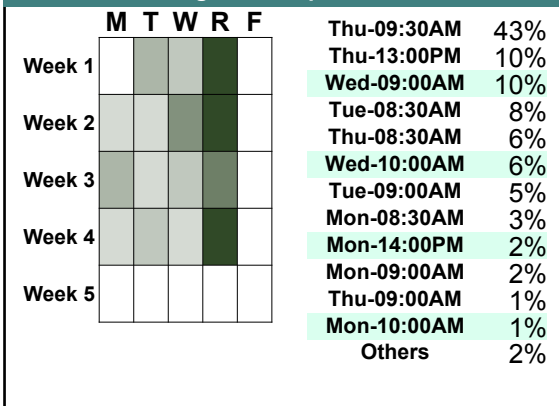


		Filings	Hearings	Transactions	Concluded	Cont
<u>Criminal</u>						
Capias	CA	8	36	36	13	23
Civil Violation	CV	0	4	4	2	2
Felony	F	54	220	220	72	148
Misdemeanor	M	101	301	302	132	170
Motion	MO	1	1	1	1	-
Show Cause	SC	2	9	9	5	4
Criminal Total		166	571	572	225	347
<u>Traffic</u>						
Capias	CA	13	58	58	13	45
Felony	F	3	5	5	0	5
Infraction	I	1,081	782	1,337	1,078	259
Misdemeanor	M	824	1,461	1,461	745	716
Show Cause	SC	8	27	27	6	21
Traffic Total		1,929	2,333	2,888	1,842	1,046
<u>Civil</u>						
Abstract	AJ	1	0	1	1	-
Bond Forfeiture	BF	0	1	1	0	1
Detinue	DT	3	0	3	3	-
Garnishment	GA	70	11	92	81	11
Interrogatory	IN	0	0	6	6	-
Motion for Judgment	MJ	1	0	1	1	-
Other	OT	1	1	1	0	1
Protective Order	PO	1	0	1	1	-
Prelim Prot Order	PP	11	1	11	10	1
Show Cause	SC	7	0	9	9	-
Unlawful Detainer	UD	130	112	147	130	17
Warrant in Debt	WD	114	131	152	115	37
Civil Total		339	257	425	357	68
Hopewell Totals		2,434	3,161	3,885	2,424	1,461

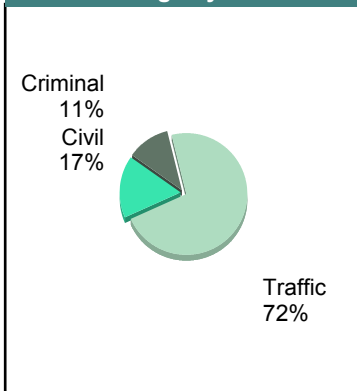


		<u>Filings</u>	<u>Hearings</u>	<u>Transactions</u>	<u>Concluded</u>	<u>Cont</u>
<u>Criminal</u>						
Capias	CA	20	62	62	26	36
Civil Violation	CV	3	9	9	2	7
Felony	F	47	197	197	57	140
Misdemeanor	M	124	316	319	119	200
Motion	MO	3	3	3	3	-
Show Cause	SC	12	23	23	14	9
Criminal Total		209	610	613	221	392
<u>Traffic</u>						
Capias	CA	18	58	58	15	43
Felony	F	2	10	10	3	7
Infraction	I	714	633	1,021	733	288
Misdemeanor	M	576	1,228	1,228	559	669
Show Cause	SC	27	50	50	27	23
Traffic Total		1,337	1,979	2,367	1,337	1,030
<u>Civil</u>						
Admin License	AL	3	0	4	4	-
Bond Forfeiture	BF	1	1	1	0	1
Detinue	DT	7	1	8	7	1
Garnishment	GA	76	17	90	73	17
Interrogatory	IN	6	6	6	0	6
Other	OT	1	0	1	1	-
Protective Order	PO	4	0	4	4	-
Prelim Prot Order	PP	6	3	8	5	3
Show Cause	SC	3	2	3	1	2
Unlawful Detainer	UD	116	101	134	113	21
Warrant in Debt	WD	83	81	102	74	28
Civil Total		306	212	361	282	79
Hopewell Totals		1,852	2,801	3,341	1,840	1,501

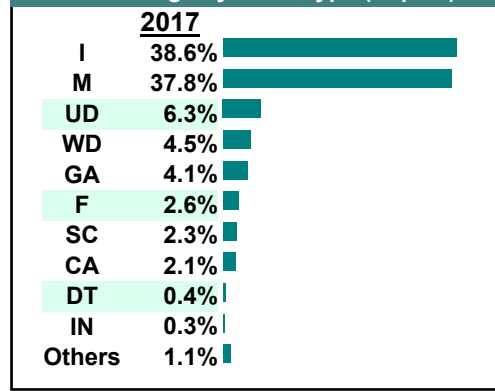
Calendared Filings with Top 12 Scheduled Times



% of Filings by Division



% of Filings by Case Type (Top 10)



CASELOAD STATISTICS OF THE GENERAL DISTRICT COURTS

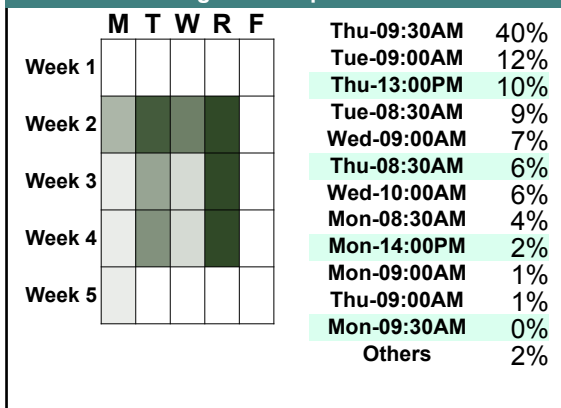
July 2017

Hopewell

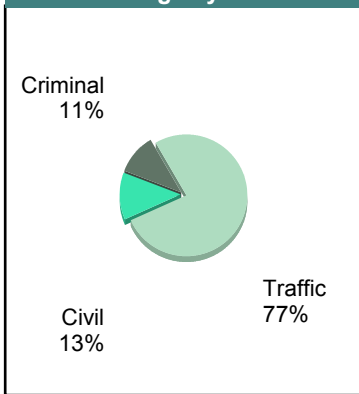
District: 6

		Filings	Hearings	Transactions	Concluded	Cont
<u>Criminal</u>						
Capias	CA	9	47	47	14	33
Civil Violation	CV	2	5	5	1	4
Felony	F	46	201	201	49	152
Misdemeanor	M	146	290	292	114	178
Motion	MO	1	1	1	1	-
Show Cause	SC	2	14	14	5	9
Criminal Total		206	558	560	184	376
<u>Traffic</u>						
Capias	CA	16	49	49	13	36
Civil Violation	CV	1	2	2	2	-
Felony	F	1	3	3	1	2
Infraction	I	891	645	1,064	831	233
Misdemeanor	M	528	969	972	450	522
Show Cause	SC	6	22	22	9	13
Traffic Total		1,443	1,690	2,112	1,306	806
<u>Civil</u>						
Admin License	AL	2	1	3	2	1
Bond Forfeiture	BF	0	0	1	1	-
Detinue	DT	7	1	8	8	-
Garnishment	GA	56	15	77	62	14
Interrogatory-Not	IC	1	0	1	1	-
Interrogatory	IN	0	0	1	1	-
Protective Order	PO	2	0	2	2	-
Prelim Prot Order	PP	4	0	5	5	-
Tenants Assertion	TA	0	0	1	1	-
Unlawful Detainer	UD	93	78	102	93	9
Warrant in Debt	WD	71	71	86	61	25
Civil Total		236	166	287	237	49
Hopewell Totals		1,885	2,414	2,959	1,727	1,231

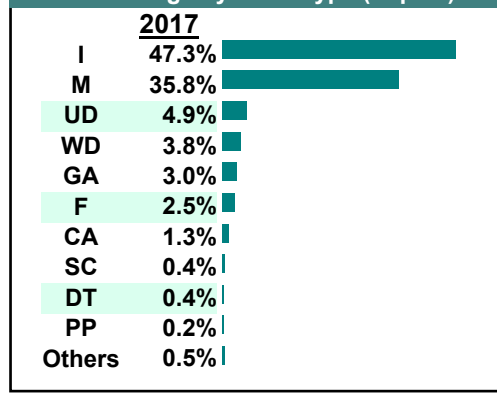
Calendared Filings with Top 12 Scheduled Times



% of Filings by Division



% of Filings by Case Type (Top 10)



CASELOAD STATISTICS OF THE GENERAL DISTRICT COURTS

June 2017

Hopewell

District: 6

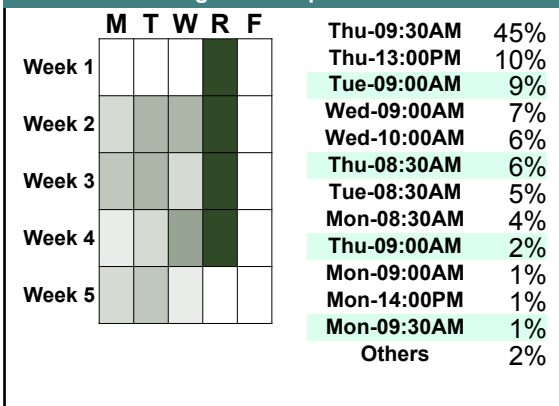
		<u>Filings</u>	<u>Hearings</u>	<u>Transactions</u>	<u>Concluded</u>	<u>Cont</u>
<u>Criminal</u>						
Capias	CA	23	62	62	20	42
Civil Violation	CV	0	7	7	5	2
Felony	F	49	244	244	61	183
Misdemeanor	M	124	332	337	141	196
Show Cause	SC	12	24	24	12	12
Criminal Total		208	669	674	239	435

		<u>Filings</u>	<u>Hearings</u>	<u>Transactions</u>	<u>Concluded</u>	<u>Cont</u>
<u>Traffic</u>						
Capias	CA	17	52	52	20	32
Felony	F	3	13	13	7	6
Infraction	I	1,017	751	1,283	1,060	223
Misdemeanor	M	540	1,127	1,129	573	556
Show Cause	SC	9	47	47	19	28
Traffic Total		1,586	1,990	2,524	1,679	845

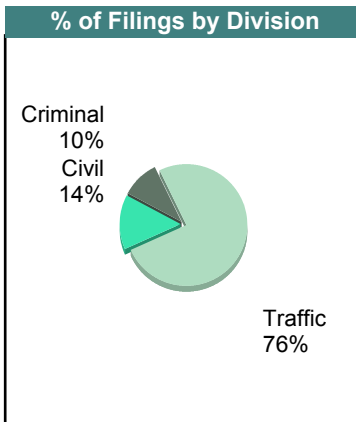
		<u>Filings</u>	<u>Hearings</u>	<u>Transactions</u>	<u>Concluded</u>	<u>Cont</u>
<u>Civil</u>						
Admin License	AL	2	0	3	3	-
Bond Forfeiture	BF	2	0	2	2	-
Detinue	DT	2	2	3	2	1
Garnishment	GA	86	45	125	80	45
Interrogatory	IN	2	1	5	4	1
Protective Order	PO	1	0	3	3	-
Prelim Prot Order	PP	6	1	8	7	1
Show Cause	SC	2	0	5	5	-
Tenants Assertion	TA	1	1	1	0	1
Unlawful Detainer	UD	87	81	106	91	15
Warrant in Debt	WD	112	108	132	96	36
Civil Total		303	239	393	293	100

Hopewell Totals		2,097	2,898	3,591	2,211	1,380
------------------------	--	--------------	--------------	--------------	--------------	--------------

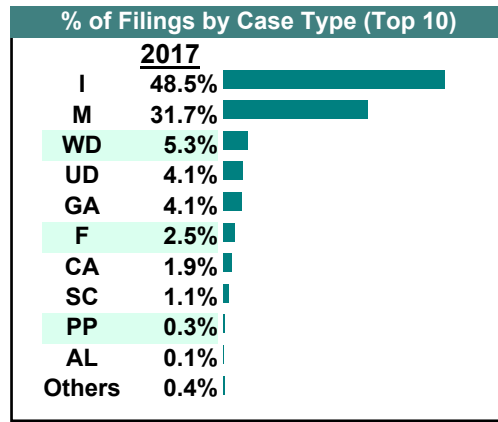
Calendared Filings with Top 12 Scheduled Times



% of Filings by Division

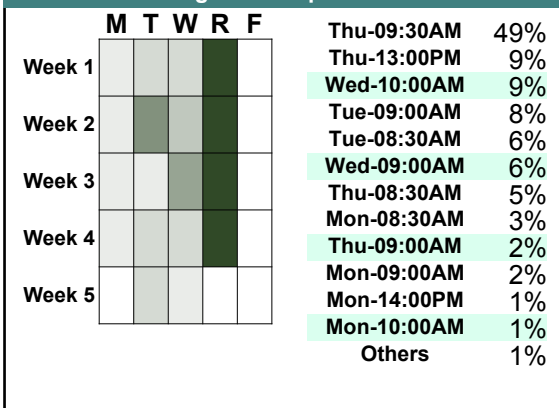


% of Filings by Case Type (Top 10)

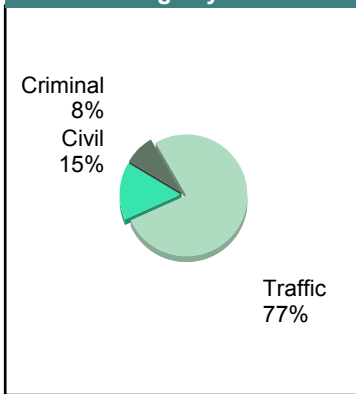


		Filings	Hearings	Transactions	Concluded	Cont
<u>Criminal</u>						
Capias	CA	12	48	48	8	40
Civil Violation	CV	2	10	10	2	8
Felony	F	50	201	201	45	156
Misdemeanor	M	91	327	328	131	197
Motion	MO	1	1	1	1	-
Show Cause	SC	9	23	23	10	13
Criminal Total		165	610	611	197	414
<u>Traffic</u>						
Capias	CA	14	53	53	13	40
Felony	F	2	5	5	0	5
Infraction	I	1,043	697	1,254	999	255
Misdemeanor	M	483	925	925	431	494
Show Cause	SC	21	41	41	15	26
Traffic Total		1,563	1,721	2,278	1,458	820
<u>Civil</u>						
Admin License	AL	3	1	5	4	1
Bond Forfeiture	BF	2	2	2	1	1
Detinue	DT	12	6	14	12	2
Garnishment	GA	107	15	130	115	15
Interrogatory	IN	1	1	2	1	1
Motion for Judgment	MJ	1	0	1	1	-
Protective Order	PO	4	1	5	4	1
Prelim Prot Order	PP	5	2	8	6	2
Show Cause	SC	7	1	8	8	-
Tenants Assertion	TA	1	0	1	1	-
Unlawful Detainer	UD	118	97	133	121	12
Warrant in Debt	WD	49	58	124	104	20
Civil Total		310	184	433	378	55
Hopewell Totals		2,038	2,515	3,322	2,033	1,289

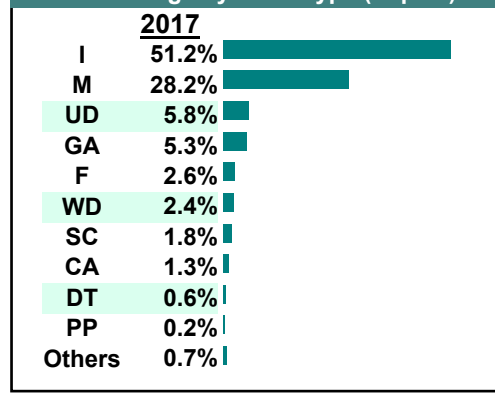
Calendared Filings with Top 12 Scheduled Times



% of Filings by Division

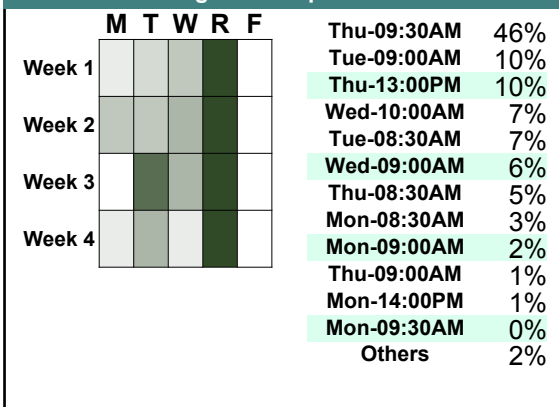


% of Filings by Case Type (Top 10)

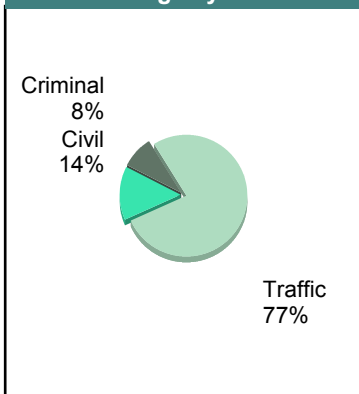


		<u>Filings</u>	<u>Hearings</u>	<u>Transactions</u>	<u>Concluded</u>	<u>Cont</u>
<u>Criminal</u>						
Capias	CA	21	51	51	10	41
Civil Violation	CV	2	9	9	1	8
Felony	F	44	198	198	42	156
Misdemeanor	M	90	306	307	116	191
Motion	MO	2	2	2	2	-
Show Cause	SC	10	27	27	14	13
Criminal Total		169	593	594	185	409
<u>Traffic</u>						
Capias	CA	16	43	43	8	35
Civil Violation	CV	0	1	1	1	-
Felony	F	0	14	14	4	10
Infraction	I	1,022	733	1,242	1,012	230
Misdemeanor	M	479	1,064	1,065	519	546
Show Cause	SC	23	38	38	10	28
Traffic Total		1,540	1,893	2,403	1,554	849
<u>Civil</u>						
Abstract	AJ	2	0	2	2	-
Admin License	AL	6	3	6	3	3
Capias	CA	0	0	1	1	-
Detinue	DT	6	7	8	6	2
Garnishment	GA	68	17	82	65	17
Interrogatory	IN	2	1	7	6	1
Other	OT	0	0	1	1	-
Protective Order	PO	8	1	10	9	1
Prelim Prot Order	PP	7	4	12	8	4
Petition-Restore Arms	PR	1	1	3	2	1
Show Cause	SC	1	2	4	2	2
Unlawful Detainer	UD	89	81	98	85	13
Warrant in Debt	WD	95	109	137	74	63
Civil Total		285	226	371	264	107
Hopewell Totals		1,994	2,712	3,368	2,003	1,365

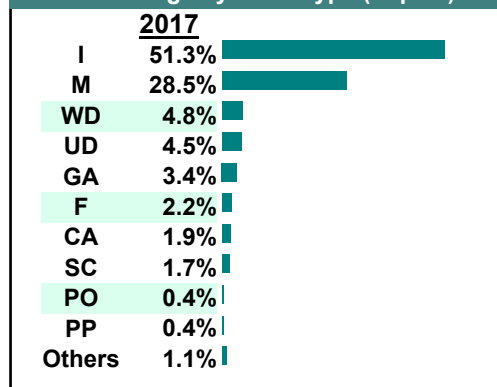
Calendared Filings with Top 12 Scheduled Times



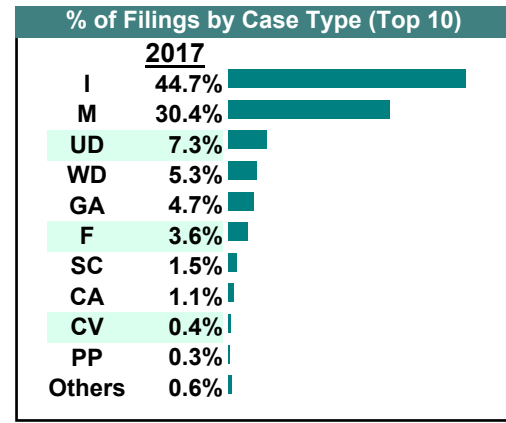
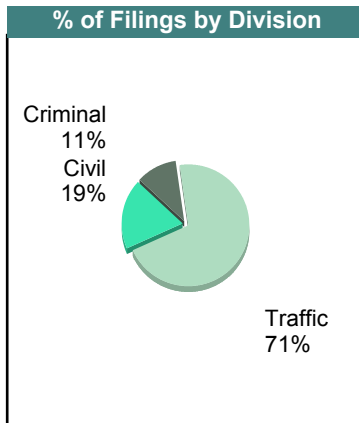
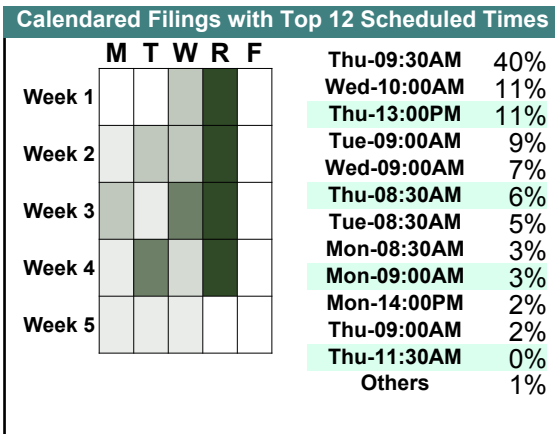
% of Filings by Division



% of Filings by Case Type (Top 10)

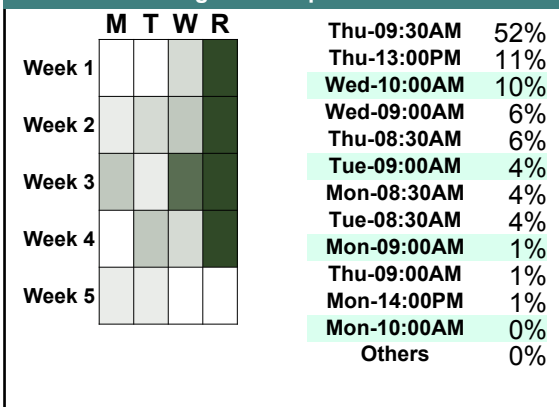


		Filings	Hearings	Transactions	Concluded	Cont
<u>Criminal</u>						
Capias	CA	11	34	34	14	20
Civil Violation	CV	8	13	13	4	9
Felony	F	66	231	231	49	182
Misdemeanor	M	123	378	379	132	247
Show Cause	SC	11	33	33	14	19
Criminal Total		219	689	690	213	477
<u>Traffic</u>						
Capias	CA	10	51	51	21	30
Civil Violation	CV	0	1	1	0	1
Felony	F	7	16	16	3	13
Infraction	I	909	712	1,193	982	211
Misdemeanor	M	495	1,016	1,017	504	513
Show Cause	SC	14	34	34	17	17
Traffic Total		1,435	1,830	2,312	1,527	785
<u>Civil</u>						
Admin License	AL	3	0	3	3	-
Bond Forfeiture	BF	0	0	2	2	-
Capias	CA	1	2	2	0	2
Detinue	DT	1	2	2	1	1
Garnishment	GA	96	37	123	86	37
Interrogatory	IN	1	4	5	1	4
Motion for Judgment	MJ	2	3	6	4	2
Other	OT	1	0	1	1	-
Protective Order	PO	4	3	5	2	3
Prelim Prot Order	PP	7	5	8	3	5
Petition-Restore Arms	PR	1	1	1	0	1
Show Cause	SC	6	4	7	3	4
Unlawful Detainer	UD	148	105	170	153	17
Warrant in Debt	WD	107	120	150	108	42
Civil Total		378	286	485	367	118
Hopewell Totals		2,032	2,805	3,487	2,107	1,380

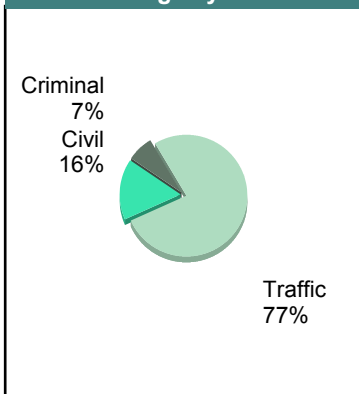


		<u>Filings</u>	<u>Hearings</u>	<u>Transactions</u>	<u>Concluded</u>	<u>Cont</u>
<u>Criminal</u>						
Capias	CA	9	38	38	16	22
Civil Violation	CV	1	7	7	2	5
Felony	F	30	174	174	37	137
Misdemeanor	M	94	310	311	103	208
Motion	MO	1	1	1	1	-
Show Cause	SC	13	26	26	11	15
Criminal Total		148	556	557	170	387
<u>Traffic</u>						
Capias	CA	11	46	46	16	30
Civil Violation	CV	1	2	2	0	2
Felony	F	1	10	10	2	8
Infraction	I	1,084	753	1,374	1,129	245
Misdemeanor	M	542	1,085	1,086	535	551
Show Cause	SC	7	33	33	15	18
Traffic Total		1,646	1,929	2,551	1,697	854
<u>Civil</u>						
Admin License	AL	1	0	1	1	-
Bond Forfeiture	BF	0	1	3	2	1
Detinue	DT	13	8	15	14	1
Garnishment	GA	94	20	106	86	20
Interrogatory	IN	3	4	6	2	4
Motion for Judgment	MJ	0	2	2	0	2
Other	OT	4	2	5	4	1
Protective Order	PO	1	1	2	1	1
Prelim Prot Order	PP	1	1	1	0	1
Petition-Restore Arms	PR	1	0	2	2	-
Show Cause	SC	2	1	3	2	1
Unlawful Detainer	UD	150	124	168	153	15
Warrant in Debt	WD	77	84	107	79	28
Civil Total		347	248	421	346	75
Hopewell Totals		2,141	2,733	3,529	2,213	1,316

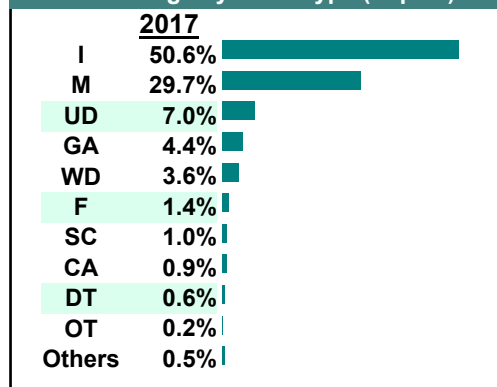
Calendared Filings with Top 12 Scheduled Times



% of Filings by Division



% of Filings by Case Type (Top 10)



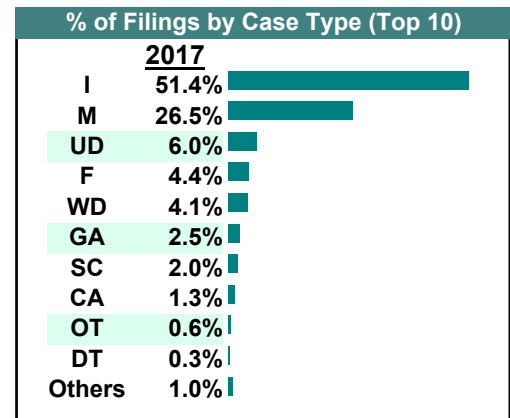
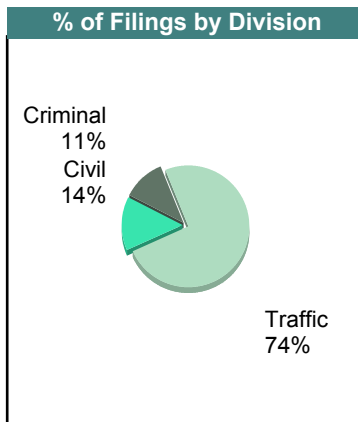
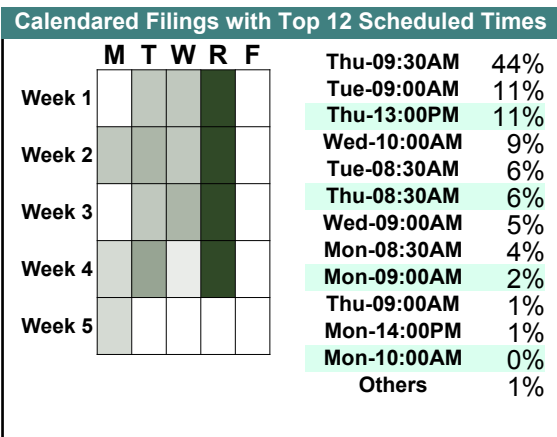
CASELOAD STATISTICS OF THE GENERAL DISTRICT COURTS

January 2017

Hopewell

District: 6

		<u>Filings</u>	<u>Hearings</u>	<u>Transactions</u>	<u>Concluded</u>	<u>Cont</u>
<u>Criminal</u>						
Capias	CA	13	41	41	8	33
Civil Violation	CV	1	4	4	2	2
Felony	F	91	236	236	26	210
Misdemeanor	M	121	376	377	67	310
Motion	MO	2	3	3	2	1
Show Cause	SC	16	37	37	13	24
Criminal Total		244	697	698	118	580
<u>Traffic</u>						
Capias	CA	14	46	46	12	34
Civil Violation	CV	1	2	2	0	2
Felony	F	3	6	6	1	5
Infraction	I	1,103	833	1,409	1,091	318
Misdemeanor	M	449	1,010	1,010	413	597
Restricted O/L	RL	2	2	2	2	-
Show Cause	SC	27	48	48	18	30
Traffic Total		1,599	1,947	2,523	1,537	986
<u>Civil</u>						
Abstract	AJ	1	0	1	1	-
Admin License	AL	2	0	2	2	-
Detinue	DT	7	7	8	5	3
Garnishment	GA	53	14	65	51	14
Interrogatory	IN	2	4	5	1	4
Motion for Judgment	MJ	0	1	1	0	1
Other	OT	12	1	12	11	1
Protective Order	PO	3	1	3	2	1
Prelim Prot Order	PP	5	0	6	6	-
Petition-Restore Arms	PR	1	1	2	1	1
Show Cause	SC	1	1	5	4	1
Tenants Assertion	TA	1	0	2	2	-
Unlawful Detainer	UD	128	126	158	126	32
Warrant in Debt	WD	89	111	131	93	38
Civil Total		305	267	401	305	96
Hopewell Totals		2,148	2,911	3,622	1,960	1,662



CASELOAD STATISTICS OF THE GENERAL DISTRICT COURTS

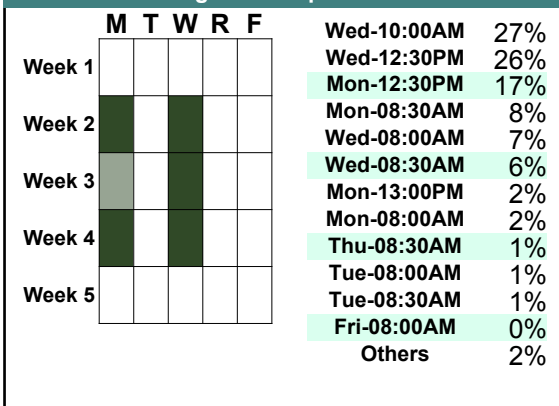
December 2017

Prince George

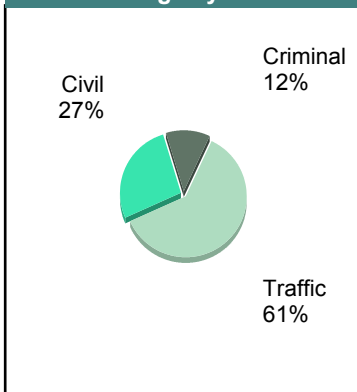
District: 6

		<u>Filings</u>	<u>Hearings</u>	<u>Transactions</u>	<u>Concluded</u>	<u>Cont</u>
<u>Criminal</u>						
Capias	CA	10	28	28	12	16
Felony	F	21	113	113	40	73
Misdemeanor	M	43	198	198	68	130
Show Cause	SC	3	15	15	7	8
Criminal Total		77	354	354	127	227
<u>Traffic</u>						
Capias	CA	6	25	25	13	12
Civil Violation	CV	1	6	6	1	5
Felony	F	3	5	5	1	4
Infraction	I	254	377	455	290	165
Misdemeanor	M	127	357	357	159	198
Show Cause	SC	9	20	20	10	10
Traffic Total		400	790	868	474	394
<u>Civil</u>						
Admin License	AL	7	1	7	6	1
Detinue	DT	1	1	1	0	1
Garnishment	GA	39	6	49	43	6
Impoundment	IM	2	0	2	2	-
Overweight	OC	2	1	2	1	1
Other	OT	2	0	2	2	-
Protective Order	PO	4	2	4	2	2
Prelim Prot Order	PP	1	0	3	3	-
Tenants Assertion	TA	0	2	2	0	2
Unlawful Detainer	UD	50	29	62	50	12
Warrant in Debt	WD	67	68	90	68	22
Civil Total		175	110	224	177	47
Prince George Totals		652	1,254	1,446	778	668

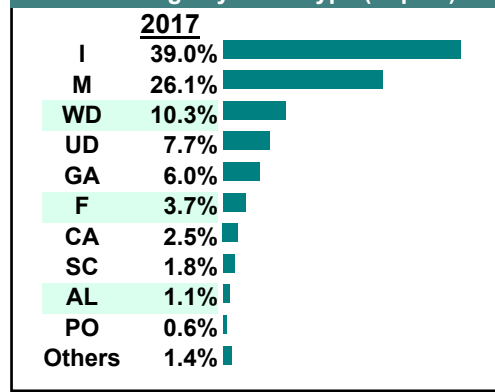
Calendared Filings with Top 12 Scheduled Times



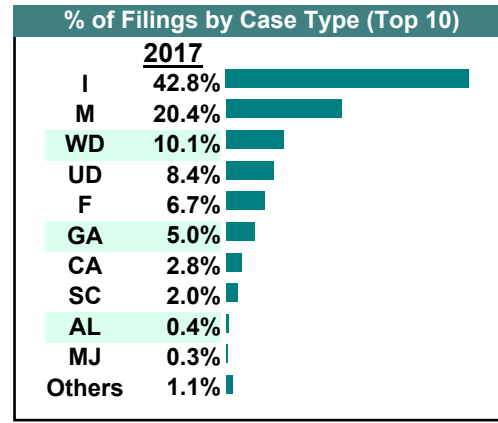
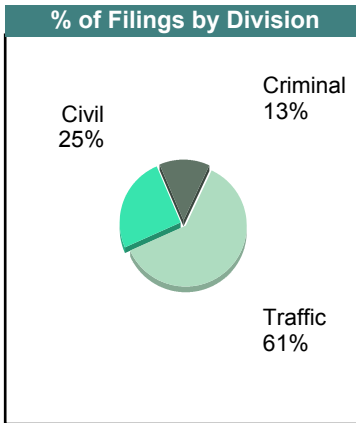
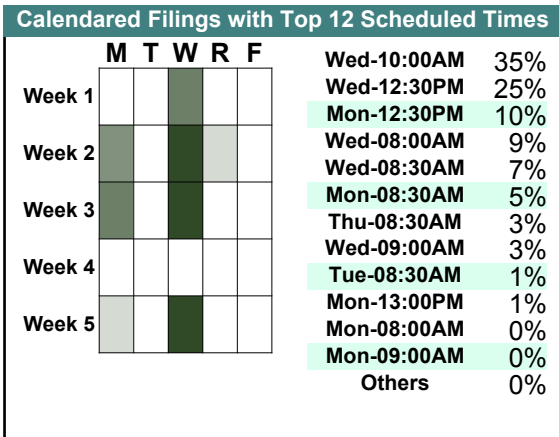
% of Filings by Division



% of Filings by Case Type (Top 10)

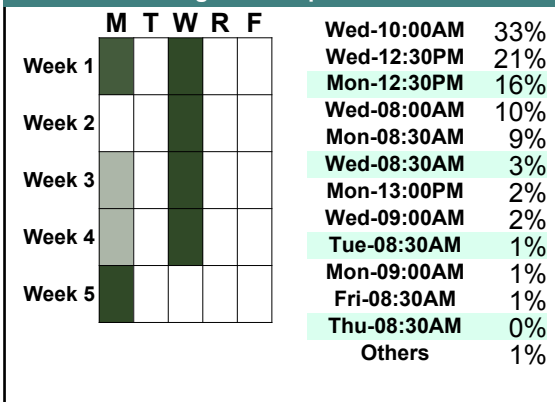


		<u>Filings</u>	<u>Hearings</u>	<u>Transactions</u>	<u>Concluded</u>	<u>Cont</u>
<u>Criminal</u>						
Capias	CA	3	18	18	9	9
Civil Violation	CV	0	1	1	1	-
Felony	F	51	106	106	23	83
Misdemeanor	M	43	179	179	51	128
Show Cause	SC	5	19	19	7	12
Criminal Total		102	323	323	91	232
<u>Traffic</u>						
Capias	CA	18	41	41	22	19
Civil Violation	CV	1	4	4	1	3
Felony	F	0	1	1	1	-
Infraction	I	325	405	521	351	170
Misdemeanor	M	112	352	352	151	201
Show Cause	SC	10	17	17	7	10
Traffic Total		466	820	936	533	403
<u>Civil</u>						
Admin License	AL	3	0	3	3	-
Garnishment	GA	38	12	52	40	12
Impoundment	IM	1	0	1	1	-
Interrogatory	IN	0	1	3	2	1
Motion for Judgment	MJ	2	2	3	1	2
Overweight	OC	2	0	2	2	-
Protective Order	PO	1	0	1	1	-
Prelim Prot Order	PP	2	2	2	0	2
Show Cause	SC	0	0	3	3	-
Tenants Assertion	TA	1	6	6	0	6
Unlawful Detainer	UD	64	43	83	65	18
Warrant in Debt	WD	77	86	106	72	34
Civil Total		191	152	265	190	75
Prince George Totals		759	1,295	1,524	814	710

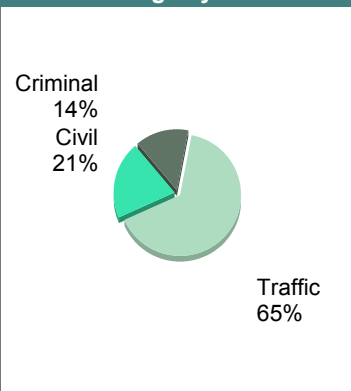


		Filings	Hearings	Transactions	Concluded	Cont
<u>Criminal</u>						
Capias	CA	9	24	24	9	15
Civil Violation	CV	1	1	1	1	-
Felony	F	43	127	127	46	81
Misdemeanor	M	67	191	194	52	142
Show Cause	SC	12	23	23	5	18
Criminal Total		132	366	369	113	256
<u>Traffic</u>						
Capias	CA	6	33	33	19	14
Civil Violation	CV	0	4	4	2	2
Felony	F	2	5	5	2	3
Infraction	I	407	525	633	429	204
Misdemeanor	M	192	462	463	227	236
Show Cause	SC	13	22	22	15	7
Traffic Total		620	1,051	1,160	694	466
<u>Civil</u>						
Admin License	AL	4	0	4	4	-
Detinue	DT	1	0	1	1	-
Garnishment	GA	34	10	48	38	10
Impoundment	IM	1	0	1	1	-
Interrogatory	IN	3	2	4	2	2
Motion for Judgment	MJ	0	0	2	2	-
Overweight	OC	0	0	1	1	-
Protective Order	PO	3	0	3	3	-
Prelim Prot Order	PP	2	0	2	2	-
Show Cause	SC	2	3	4	1	3
Tenants Assertion	TA	1	2	2	0	2
Unlawful Detainer	UD	80	47	84	74	10
Warrant in Debt	WD	65	68	101	72	29
Civil Total		196	132	257	201	56
Prince George Totals		948	1,549	1,786	1,008	778

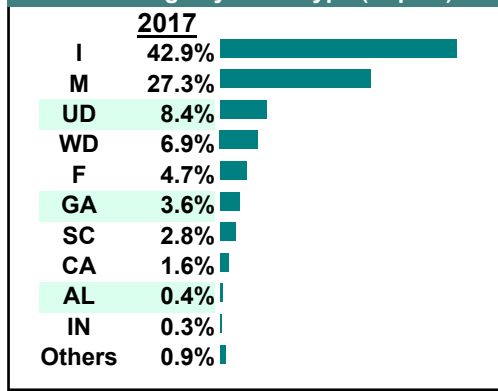
Calendared Filings with Top 12 Scheduled Times



% of Filings by Division



% of Filings by Case Type (Top 10)



CASELOAD STATISTICS OF THE GENERAL DISTRICT COURTS

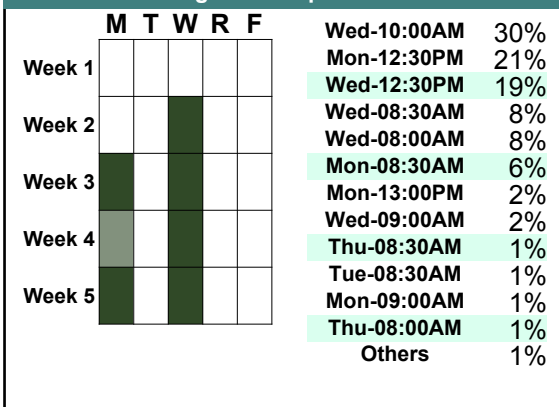
September 2017

Prince George

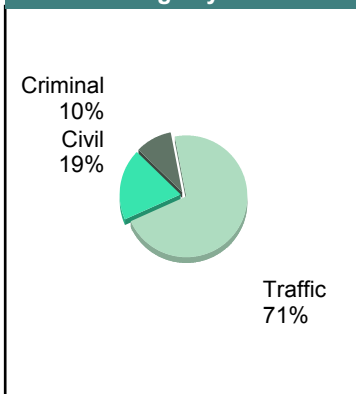
District: 6

		<u>Filings</u>	<u>Hearings</u>	<u>Transactions</u>	<u>Concluded</u>	<u>Cont</u>
<u>Criminal</u>						
Capias	CA	6	23	23	11	12
Felony	F	36	105	105	30	75
Misdemeanor	M	62	190	190	49	141
Show Cause	SC	8	20	20	8	11
Criminal Total		112	338	338	98	239
<u>Traffic</u>						
Capias	CA	15	45	45	13	32
Civil Violation	CV	1	7	7	1	6
Felony	F	1	4	4	1	2
Infraction	I	556	636	799	549	250
Misdemeanor	M	240	514	515	220	295
Show Cause	SC	14	25	25	14	11
Traffic Total		827	1,231	1,395	798	596
<u>Civil</u>						
Abstract	AJ	2	0	2	2	-
Admin License	AL	3	0	3	3	-
Detinue	DT	0	0	3	3	-
Garnishment	GA	51	15	61	46	15
Impoundment	IM	6	0	6	6	-
Interrogatory	IN	2	2	3	1	2
Motion for Judgment	MJ	0	2	2	0	2
Overweight	OC	3	0	4	4	-
Other	OT	4	1	4	3	-
Protective Order	PO	1	0	1	1	-
Prelim Prot Order	PP	2	0	3	3	-
Show Cause	SC	2	2	2	0	2
Tenants Assertion	TA	1	1	1	0	1
Unlawful Detainer	UD	62	43	76	63	13
Warrant in Debt	WD	80	80	114	84	30
Civil Total		219	146	285	219	65
Prince George Totals		1,158	1,715	2,018	1,115	900

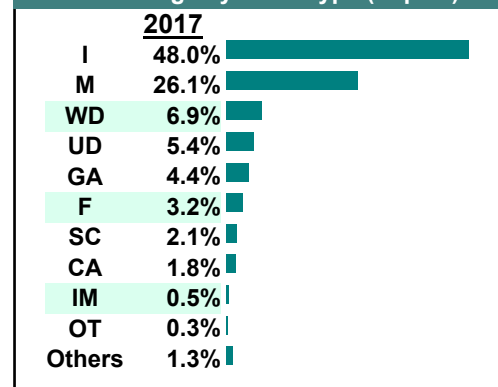
Calendared Filings with Top 12 Scheduled Times



% of Filings by Division

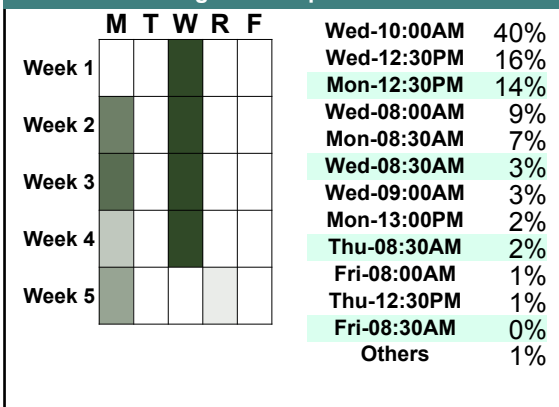


% of Filings by Case Type (Top 10)

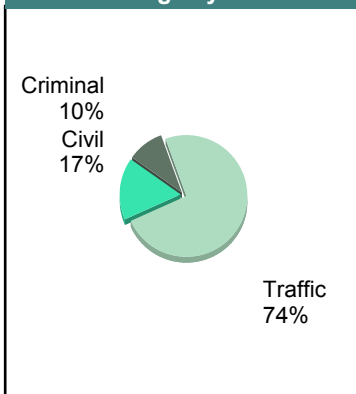


		Filings	Hearings	Transactions	Concluded	Cont
<u>Criminal</u>						
Capias	CA	8	26	26	13	13
Civil Violation	CV	1	1	1	1	-
Felony	F	24	76	76	18	58
Misdemeanor	M	43	132	133	41	92
Show Cause	SC	7	15	15	9	6
Criminal Total		83	250	251	82	169
<u>Traffic</u>						
Capias	CA	6	28	28	10	18
Civil Violation	CV	1	7	7	3	4
Felony	F	2	4	4	0	4
Infraction	I	438	447	593	408	185
Misdemeanor	M	194	369	369	163	206
Show Cause	SC	4	13	13	9	4
Traffic Total		645	868	1,014	593	421
<u>Civil</u>						
Abstract	AJ	1	0	1	1	-
Admin License	AL	1	0	1	1	-
Bond Forfeiture	BF	0	0	1	1	-
Detinue	DT	0	3	3	0	3
Garnishment	GA	27	8	39	31	8
Impoundment	IM	1	0	1	1	-
Interrogatory	IN	2	1	3	2	1
Overweight	OC	1	1	1	0	1
Other	OT	2	0	2	2	-
Protective Order	PO	2	0	3	3	-
Prelim Prot Order	PP	3	1	4	3	1
Show Cause	SC	0	0	1	1	-
Unlawful Detainer	UD	63	39	74	62	12
Warrant in Debt	WD	41	53	66	47	19
Civil Total		144	106	200	155	45
Prince George Totals		872	1,224	1,465	830	635

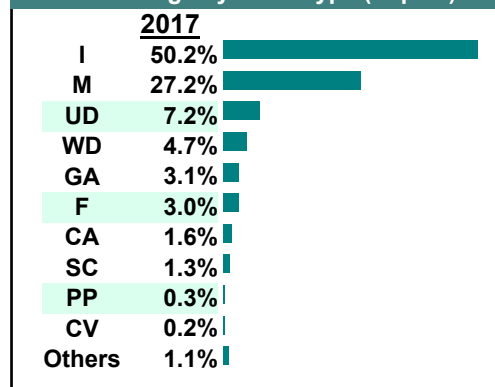
Calendared Filings with Top 12 Scheduled Times



% of Filings by Division

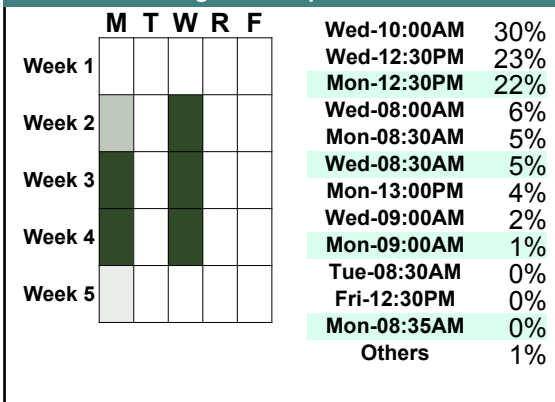


% of Filings by Case Type (Top 10)

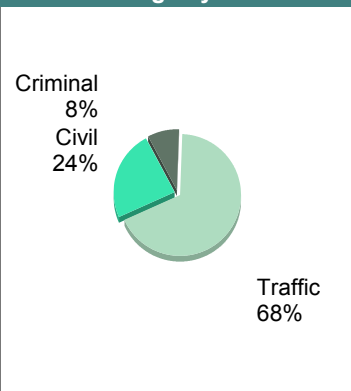


		<u>Filings</u>	<u>Hearings</u>	<u>Transactions</u>	<u>Concluded</u>	<u>Cont</u>
<u>Criminal</u>						
Capias	CA	11	26	26	5	21
Civil Violation	CV	1	2	2	2	-
Felony	F	19	56	56	21	35
Misdemeanor	M	47	152	152	52	100
Show Cause	SC	3	9	9	1	8
Criminal Total		81	245	245	81	164
<u>Traffic</u>						
Capias	CA	10	43	43	20	23
Civil Violation	CV	2	5	5	0	5
Felony	F	1	1	1	0	1
Infraction	I	441	500	658	476	182
Misdemeanor	M	192	437	438	226	212
Show Cause	SC	10	21	21	9	12
Traffic Total		656	1,007	1,166	731	435
<u>Civil</u>						
Abstract	AJ	2	0	2	2	-
Admin License	AL	5	0	5	5	-
Bond Forfeiture	BF	0	1	1	0	1
Garnishment	GA	46	16	57	41	16
Impoundment	IM	6	0	6	6	-
Interrogatory	IN	2	1	4	3	1
Motion for Judgment	MJ	1	1	1	0	1
Overweight	OC	1	1	1	0	1
Protective Order	PO	2	1	2	1	1
Prelim Prot Order	PP	3	3	7	4	3
Show Cause	SC	2	3	4	3	1
Unlawful Detainer	UD	59	39	68	57	10
Warrant in Debt	WD	101	111	135	96	39
Civil Total		230	177	293	218	74
Prince George Totals		967	1,429	1,704	1,030	673

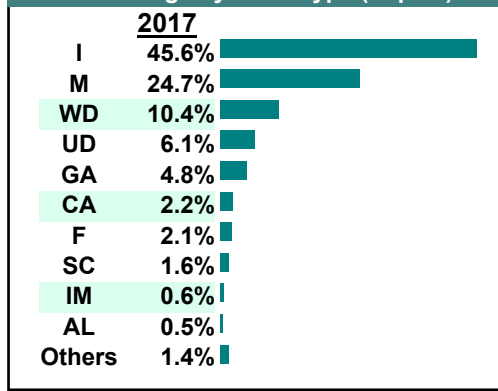
Calendared Filings with Top 12 Scheduled Times



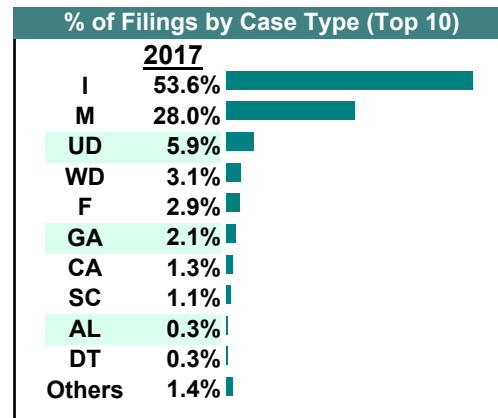
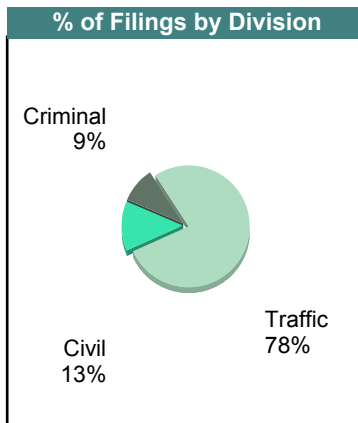
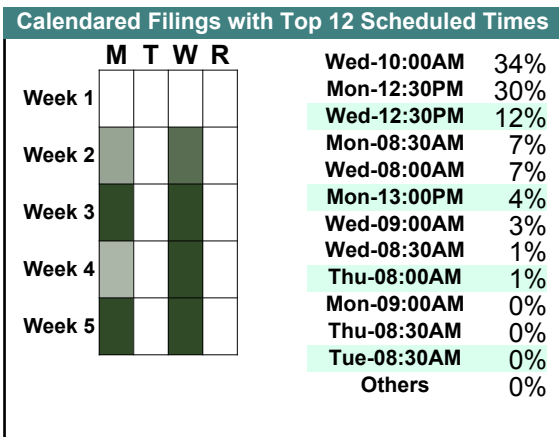
% of Filings by Division



% of Filings by Case Type (Top 10)



		<u>Filings</u>	<u>Hearings</u>	<u>Transactions</u>	<u>Concluded</u>	<u>Cont</u>
<u>Criminal</u>						
Capias	CA	10	28	28	9	19
Felony	F	35	106	106	43	63
Misdemeanor	M	60	209	209	63	146
Show Cause	SC	9	25	25	11	14
Criminal Total		114	368	368	126	242
<u>Traffic</u>						
Capias	CA	6	46	46	13	33
Civil Violation	CV	1	7	7	2	5
Felony	F	0	1	1	1	-
Infraction	I	658	721	942	700	242
Misdemeanor	M	284	558	560	282	278
Show Cause	SC	3	17	17	5	12
Traffic Total		952	1,350	1,573	1,003	570
<u>Civil</u>						
Admin License	AL	4	0	4	4	-
Detinue	DT	4	4	5	2	3
Garnishment	GA	26	7	42	35	7
Impoundment	IM	1	0	1	1	-
Interrogatory	IN	1	0	1	1	-
Motion for Judgment	MJ	2	1	2	1	1
Overweight	OC	2	0	2	2	-
Other	OT	2	0	2	2	-
Protective Order	PO	4	0	4	4	-
Prelim Prot Order	PP	4	2	4	2	2
Show Cause	SC	1	1	2	1	1
Unlawful Detainer	UD	72	40	85	74	11
Warrant in Debt	WD	38	44	62	41	20
Civil Total		161	99	216	170	45
Prince George Totals		1,227	1,817	2,157	1,299	857




		Filings	Hearings	Transactions	Concluded	Cont
<u>Criminal</u>						
Capias	CA	7	23	23	7	16
Civil Violation	CV	2	2	2	2	-
Felony	F	29	76	76	24	52
Misdemeanor	M	37	165	166	69	97
Show Cause	SC	3	18	18	5	13
Criminal Total		78	284	285	107	178

		Filings	Hearings	Transactions	Concluded	Cont
<u>Traffic</u>						
Capias	CA	8	39	39	10	29
Civil Violation	CV	1	3	3	0	3
Felony	F	0	3	3	2	1
Infraction	I	521	532	674	443	231
Misdemeanor	M	273	500	500	280	220
Show Cause	SC	2	17	17	11	6
Traffic Total		805	1,094	1,236	746	490

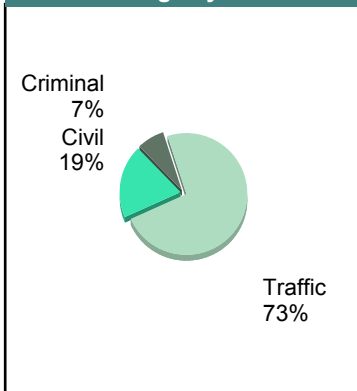
		Filings	Hearings	Transactions	Concluded	Cont
<u>Civil</u>						
Admin License	AL	2	0	2	2	-
Detinue	DT	1	1	1	0	1
Garnishment	GA	41	38	80	42	38
Impoundment	IM	2	0	2	2	-
Interrogatory	IN	2	2	4	2	2
Motion for Judgment	MJ	1	0	2	2	-
Overweight	OC	1	0	1	1	-
Prelim Prot Order	PP	4	0	4	4	-
Show Cause	SC	4	4	8	4	4
Unlawful Detainer	UD	55	34	60	47	13
Warrant in Debt	WD	100	107	132	85	47
Civil Total		213	186	296	191	105

Prince George Totals		1,096	1,564	1,817	1,044	773
-----------------------------	--	--------------	--------------	--------------	--------------	------------

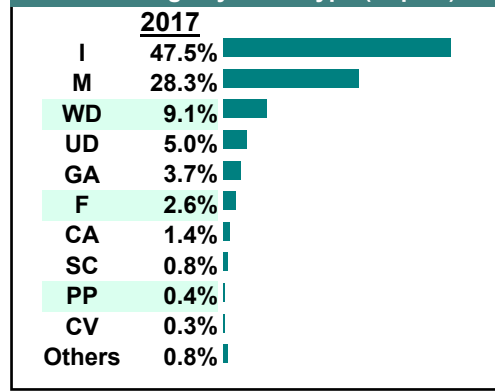
Calendared Filings with Top 12 Scheduled Times



% of Filings by Division




% of Filings by Case Type (Top 10)



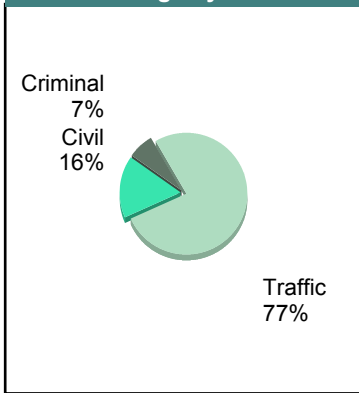
April 2017

		<u>Filings</u>	<u>Hearings</u>	<u>Transactions</u>	<u>Concluded</u>	<u>Cont</u>
<u>Criminal</u>						
Capias	CA	8	24	24	4	20
Civil Violation	CV	2	3	3	1	2
Felony	F	15	87	87	36	51
Misdemeanor	M	31	137	137	38	99
Show Cause	SC	6	15	15	5	10
Criminal Total		62	266	266	84	182
<u>Traffic</u>						
Capias	CA	10	43	43	11	32
Civil Violation	CV	1	3	3	0	3
Felony	F	1	3	3	2	1
Infraction	I	481	481	636	480	156
Misdemeanor	M	186	398	400	198	202
Show Cause	SC	13	21	21	9	12
Traffic Total		692	949	1,106	700	406
<u>Civil</u>						
Abstract	AJ	1	0	1	1	-
Admin License	AL	4	0	4	4	-
Garnishment	GA	35	18	54	36	17
Interrogatory	IN	0	0	1	1	-
Motion for Judgment	MJ	0	1	1	0	1
Overweight	OC	4	0	4	4	-
Protective Order	PO	2	0	2	2	-
Prelim Prot Order	PP	2	1	3	2	1
Show Cause	SC	2	1	2	1	-
Unlawful Detainer	UD	28	17	39	34	5
Warrant in Debt	WD	70	69	104	82	22
Civil Total		148	107	215	167	46
Prince George Totals		902	1,322	1,587	951	634

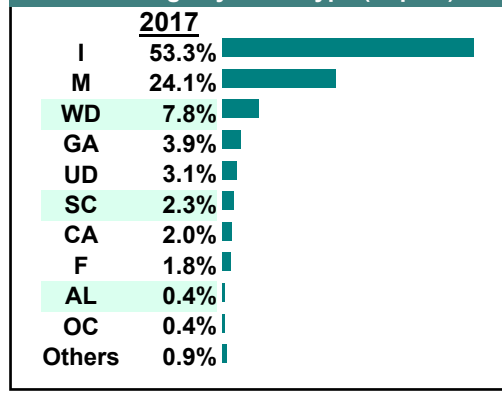
Calendared Filings with Top 12 Scheduled Times



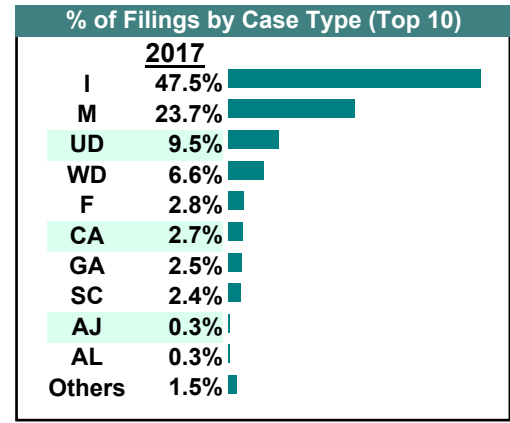
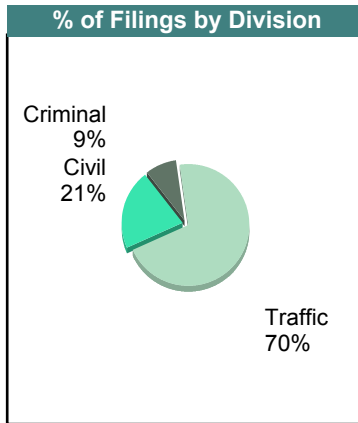
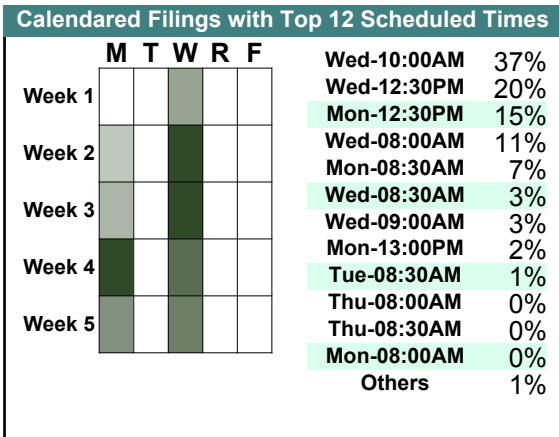
% of Filings by Division



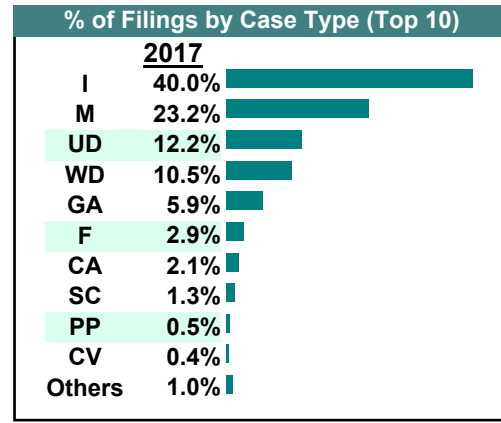
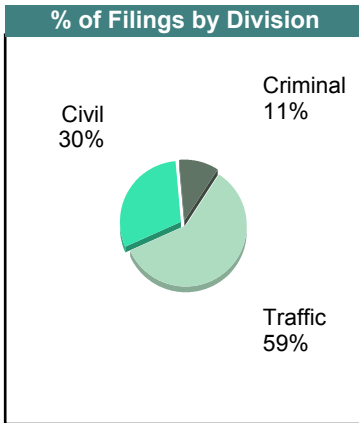
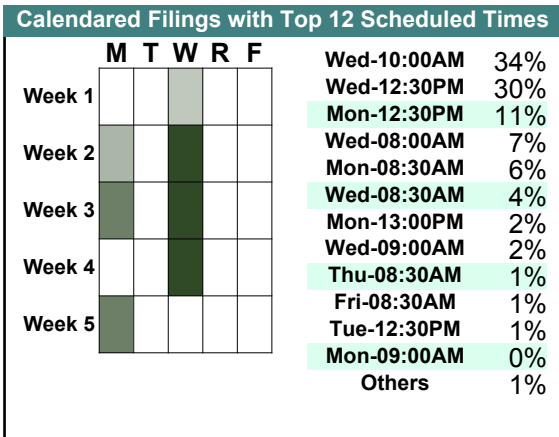
% of Filings by Case Type (Top 10)



		Filings	Hearings	Transactions	Concluded	Cont
<u>Criminal</u>						
Capias	CA	6	27	27	10	17
Felony	F	25	82	82	27	55
Misdemeanor	M	41	168	168	43	125
Show Cause	SC	6	17	17	7	10
Criminal Total		78	294	294	87	207
<u>Traffic</u>						
Capias	CA	19	93	93	26	67
Civil Violation	CV	1	4	4	1	3
Felony	F	1	2	2	0	2
Infraction	I	435	519	655	402	253
Misdemeanor	M	176	415	419	140	279
Show Cause	SC	13	25	25	7	18
Traffic Total		645	1,058	1,198	576	622
<u>Civil</u>						
Abstract	AJ	3	0	3	3	-
Admin License	AL	3	0	3	3	-
Bond Forfeiture	BF	0	0	1	1	-
Garnishment	GA	23	10	30	20	10
Impoundment	IM	3	0	3	3	-
Interrogatory	IN	3	1	4	3	1
Motion for Judgment	MJ	1	1	2	1	1
Other	OT	3	0	3	3	-
Protective Order	PO	2	1	2	2	-
Prelim Prot Order	PP	1	0	1	1	-
Show Cause	SC	3	2	4	2	2
Unlawful Detainer	UD	87	48	103	88	15
Warrant in Debt	WD	60	67	83	53	30
Civil Total		192	130	242	183	59
Prince George Totals		915	1,482	1,734	846	888

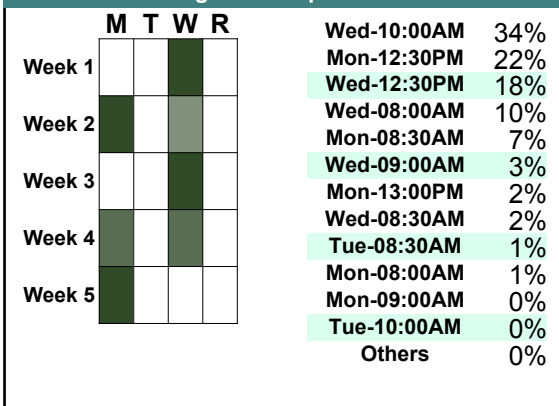


		<u>Filings</u>	<u>Hearings</u>	<u>Transactions</u>	<u>Concluded</u>	<u>Cont</u>
<u>Criminal</u>						
Capias	CA	8	20	20	6	14
Felony	F	24	85	85	29	56
Misdemeanor	M	50	158	161	54	107
Show Cause	SC	5	15	15	2	13
Criminal Total		87	278	281	91	190
<u>Traffic</u>						
Capias	CA	9	39	39	14	25
Civil Violation	CV	3	7	7	2	5
Felony	F	0	2	2	0	2
Infraction	I	330	406	547	386	161
Misdemeanor	M	141	399	402	195	207
Show Cause	SC	5	20	20	7	13
Traffic Total		488	873	1,017	604	413
<u>Civil</u>						
Abstract	AJ	1	0	1	1	-
Admin License	AL	2	0	2	2	-
Bond Forfeiture	BF	0	1	1	0	1
Garnishment	GA	49	14	60	46	14
Interrogatory	IN	2	3	4	1	3
Motion for Judgment	MJ	0	0	1	1	-
Overweight	OC	1	0	1	1	-
Other	OT	1	1	3	2	1
Protective Order	PO	1	0	1	1	-
Prelim Prot Order	PP	4	1	5	4	1
Show Cause	SC	1	2	2	1	1
Unlawful Detainer	UD	101	60	124	105	19
Warrant in Debt	WD	87	94	128	88	40
Civil Total		250	176	333	253	80
Prince George Totals		825	1,327	1,631	948	683

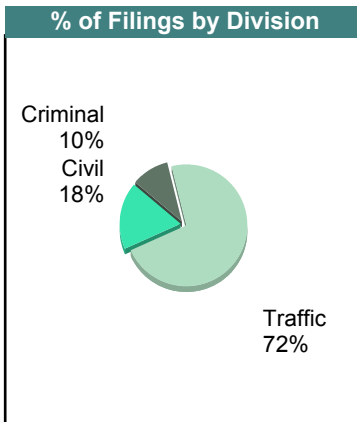


		<u>Filings</u>	<u>Hearings</u>	<u>Transactions</u>	<u>Concluded</u>	<u>Cont</u>
<u>Criminal</u>						
Capias	CA	2	17	17	5	12
Felony	F	40	102	102	13	89
Misdemeanor	M	65	201	201	25	176
Show Cause	SC	7	16	16	2	14
Criminal Total		114	336	336	45	291
<u>Traffic</u>						
Capias	CA	15	54	54	17	37
Civil Violation	CV	0	2	2	1	1
Felony	F	2	4	4	1	3
Infraction	I	524	557	724	472	252
Misdemeanor	M	262	484	487	196	291
Show Cause	SC	14	24	24	12	12
Traffic Total		817	1,125	1,295	699	596
<u>Civil</u>						
Admin License	AL	2	0	2	2	-
Bond Forfeiture	BF	0	1	1	0	1
Garnishment	GA	31	9	37	28	9
Impoundment	IM	1	0	1	1	-
Interrogatory	IN	1	2	2	0	2
Motion for Judgment	MJ	0	1	1	0	1
Other	OT	0	1	1	0	1
Petition-Restore Arms	PR	1	0	1	1	-
Show Cause	SC	1	0	1	1	-
Unlawful Detainer	UD	99	52	103	89	13
Warrant in Debt	WD	64	69	87	58	28
Civil Total		200	135	237	180	55
Prince George Totals		1,131	1,596	1,868	924	942

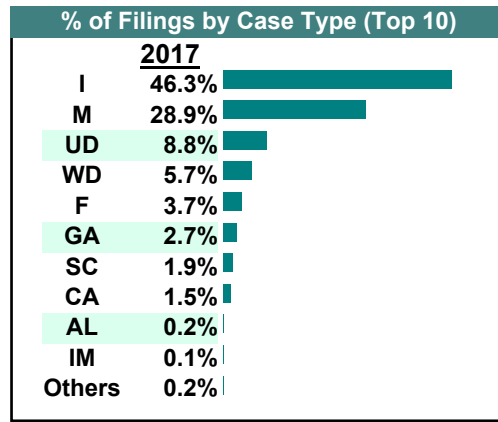
Calendared Filings with Top 12 Scheduled Times



% of Filings by Division



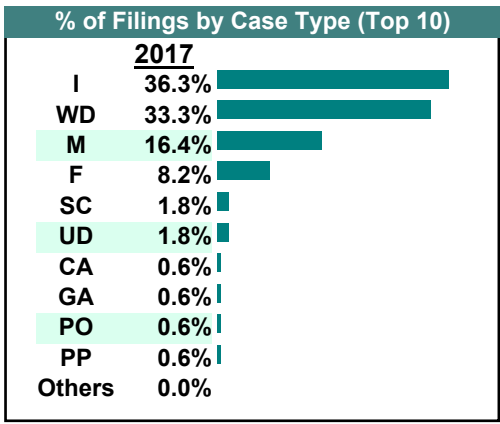
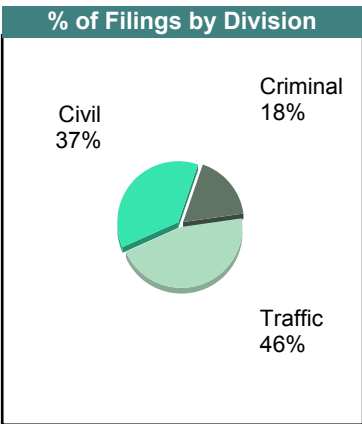
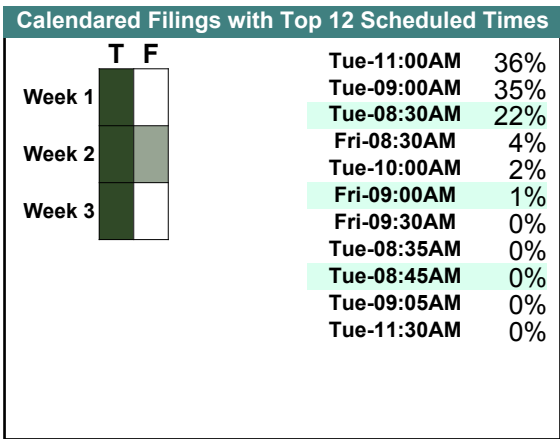
% of Filings by Case Type (Top 10)



CASELOAD STATISTICS OF THE GENERAL DISTRICT COURTS

December 2017

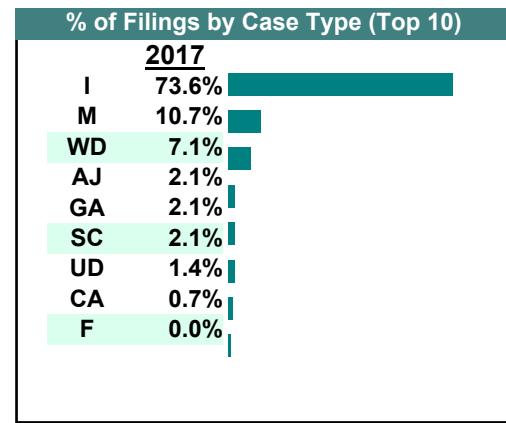
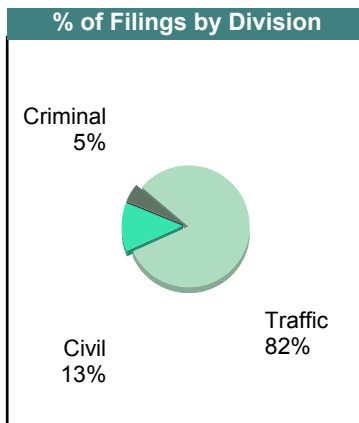
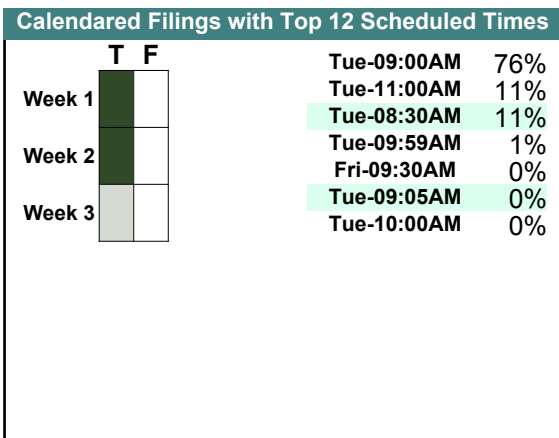
		<u>Filings</u>	<u>Hearings</u>	<u>Transactions</u>	<u>Concluded</u>	<u>Cont</u>
<u>Criminal</u>						
Capias	CA	0	1	1	1	-
Civil Violation	CV	0	1	1	0	1
Felony	F	14	19	19	1	18
Misdemeanor	M	16	56	57	31	26
Show Cause	SC	0	6	6	3	3
Criminal Total		30	83	84	36	48
<u>Traffic</u>						
Capias	CA	1	2	2	0	2
Felony	F	0	1	1	1	-
Infraction	I	62	60	81	58	22
Misdemeanor	M	12	37	37	11	26
Show Cause	SC	3	7	7	4	3
Traffic Total		78	107	128	74	53
<u>Civil</u>						
Garnishment	GA	1	0	1	1	-
Protective Order	PO	1	1	1	0	1
Prelim Prot Order	PP	1	0	1	1	-
Unlawful Detainer	UD	3	2	4	4	-
Warrant in Debt	WD	57	48	61	28	33
Civil Total		63	51	68	34	34
Surry Totals		171	241	280	144	135



CASELOAD STATISTICS OF THE GENERAL DISTRICT COURTS

November 2017

		<u>Filings</u>	<u>Hearings</u>	<u>Transactions</u>	<u>Concluded</u>	<u>Cont</u>
<u>Criminal</u>						
Capias	CA	1	2	2	0	2
Felony	F	0	6	6	1	5
Misdemeanor	M	4	42	42	9	33
Show Cause	SC	2	8	8	2	6
Criminal Total		7	58	58	12	46
<u>Traffic</u>						
Capias	CA	0	4	4	2	2
Felony	F	0	1	1	0	1
Infraction	I	103	88	127	100	27
Misdemeanor	M	11	32	32	10	22
Show Cause	SC	1	5	5	3	2
Traffic Total		115	130	169	115	54
<u>Civil</u>						
Abstract	AJ	3	0	3	3	-
Garnishment	GA	3	0	3	3	-
Unlawful Detainer	UD	2	2	2	1	1
Warrant in Debt	WD	10	9	12	8	4
Civil Total		18	11	20	15	5
Surry Totals		140	199	247	142	105

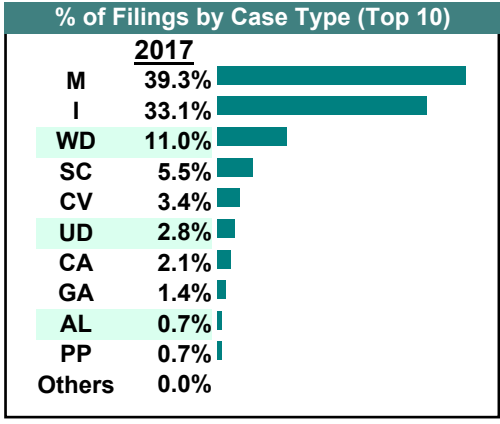
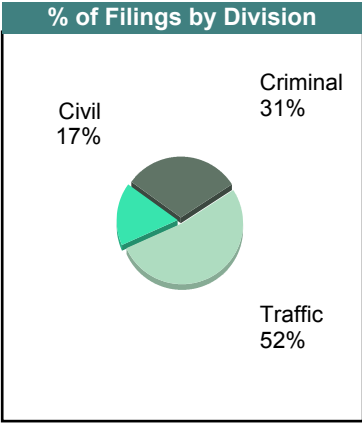
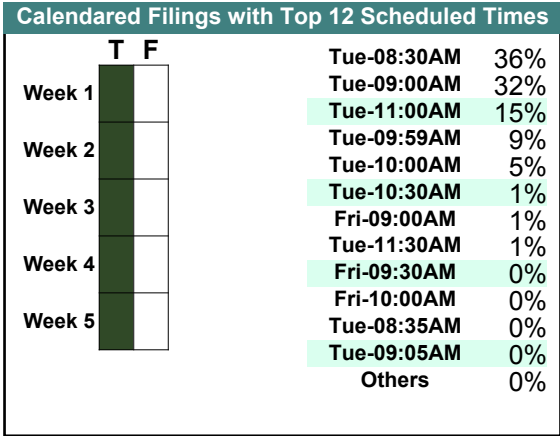


CASELOAD STATISTICS OF THE GENERAL DISTRICT COURTS

October 2017

Surry
District: 6

		<u>Filings</u>	<u>Hearings</u>	<u>Transactions</u>	<u>Concluded</u>	<u>Cont</u>
<u>Criminal</u>						
Civil Violation	CV	5	9	9	4	5
Felony	F	0	16	16	10	6
Misdemeanor	M	36	89	92	29	63
Show Cause	SC	4	8	8	2	6
Criminal Total		45	122	125	45	80
<u>Traffic</u>						
Capias	CA	3	11	11	4	7
Felony	F	0	1	1	0	1
Infraction	I	48	51	73	53	20
Misdemeanor	M	21	67	67	24	43
Show Cause	SC	4	12	12	1	11
Traffic Total		76	142	164	82	82
<u>Civil</u>						
Admin License	AL	1	0	1	1	-
Garnishment	GA	2	0	2	2	-
Prelim Prot Order	PP	1	1	2	1	1
Unlawful Detainer	UD	4	0	4	4	-
Warrant in Debt	WD	16	18	23	18	5
Civil Total		24	19	32	26	6
Surry Totals		145	283	321	153	168

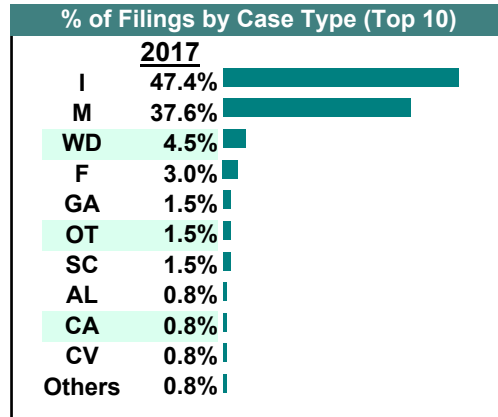
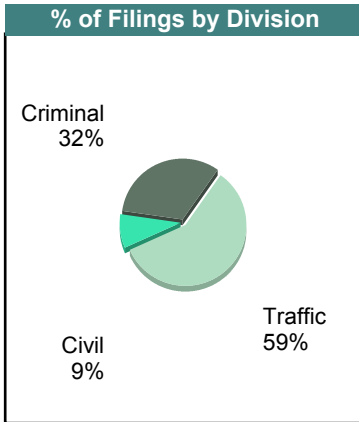
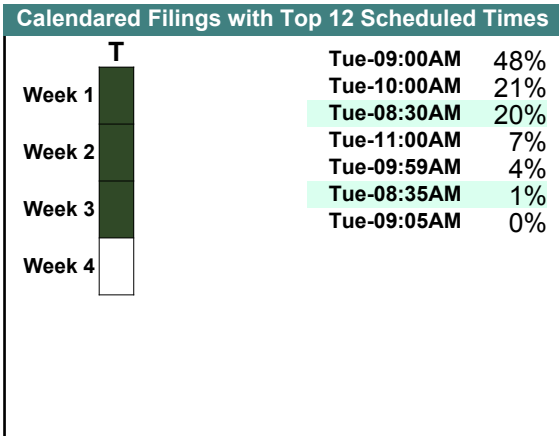


CASELOAD STATISTICS OF THE GENERAL DISTRICT COURTS

September 2017

Surry
District: 6

		<u>Filings</u>	<u>Hearings</u>	<u>Transactions</u>	<u>Concluded</u>	<u>Cont</u>
<u>Criminal</u>						
Civil Violation	CV	1	1	1	1	-
Felony	F	4	12	12	4	8
Misdemeanor	M	37	52	60	27	33
Show Cause	SC	1	2	2	0	2
Criminal Total		43	67	75	32	43
<u>Traffic</u>						
Capias	CA	1	4	4	0	4
Felony	F	0	1	1	0	1
Infraction	I	63	54	82	67	15
Misdemeanor	M	13	42	42	13	29
Show Cause	SC	1	5	5	0	5
Traffic Total		78	106	134	80	54
<u>Civil</u>						
Admin License	AL	1	0	1	1	-
Garnishment	GA	2	0	2	2	-
Other	OT	2	0	2	2	-
Unlawful Detainer	UD	1	2	4	4	-
Warrant in Debt	WD	6	8	12	6	6
Civil Total		12	10	21	15	6
Surry Totals		133	183	230	127	103

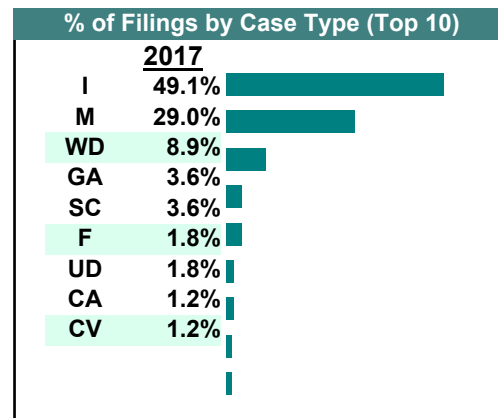
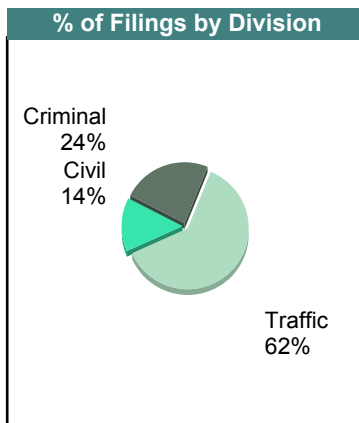
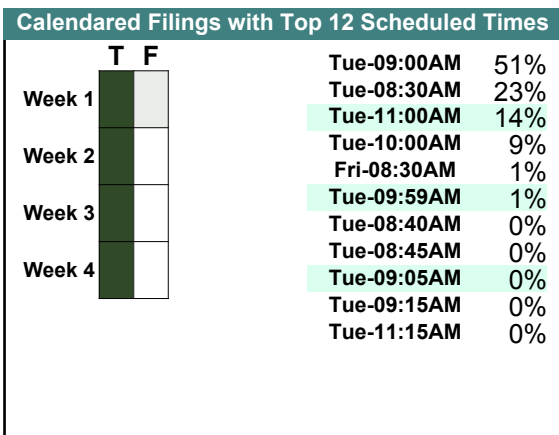


CASELOAD STATISTICS OF THE GENERAL DISTRICT COURTS

August 2017

Surry
District: 6

		<u>Filings</u>	<u>Hearings</u>	<u>Transactions</u>	<u>Concluded</u>	<u>Cont</u>
<u>Criminal</u>						
Civil Violation	CV	2	2	2	0	2
Felony	F	3	22	22	3	19
Misdemeanor	M	34	62	65	24	41
Show Cause	SC	1	3	3	0	3
Criminal Total		40	89	92	27	65
<u>Traffic</u>						
Capias	CA	2	7	7	1	6
Felony	F	0	2	2	0	2
Infraction	I	83	93	135	100	35
Misdemeanor	M	15	58	58	16	42
Show Cause	SC	5	10	10	4	6
Traffic Total		105	170	212	121	91
<u>Civil</u>						
Garnishment	GA	6	0	6	6	-
Unlawful Detainer	UD	3	4	4	1	3
Warrant in Debt	WD	15	17	22	12	10
Civil Total		24	21	32	19	13
Surry Totals		169	280	336	167	169

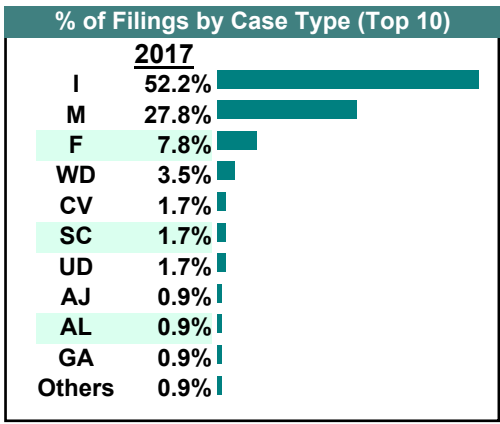
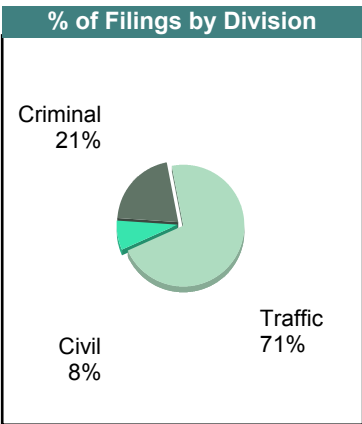
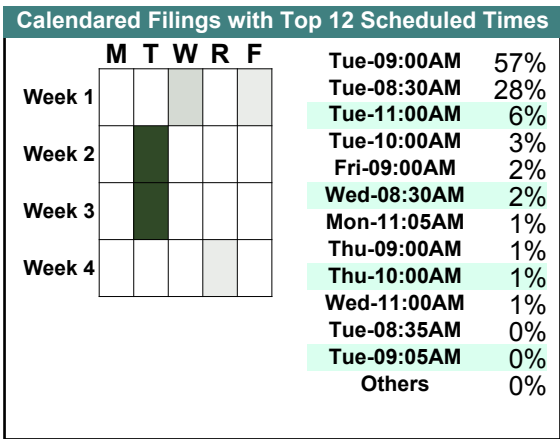


CASELOAD STATISTICS OF THE GENERAL DISTRICT COURTS

July 2017

Surry
District: 6

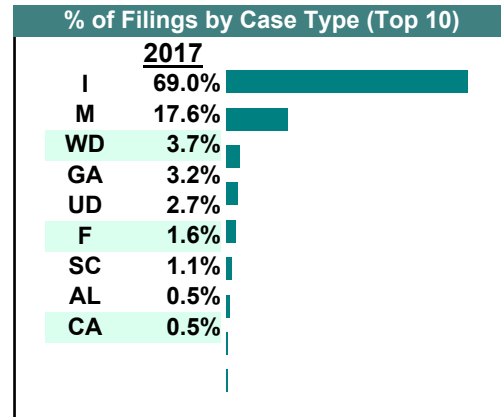
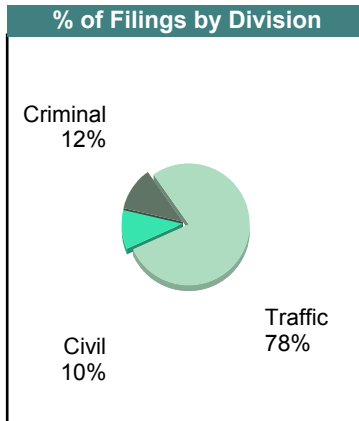
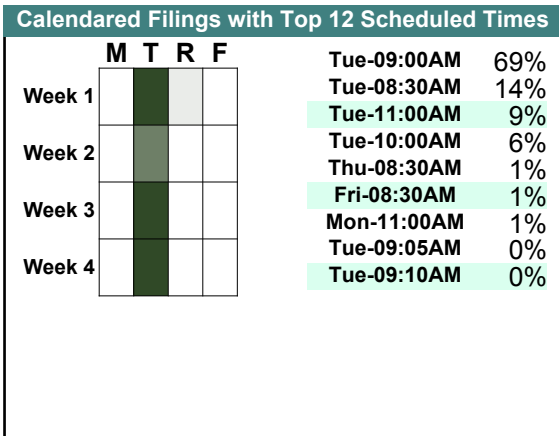
		<u>Filings</u>	<u>Hearings</u>	<u>Transactions</u>	<u>Concluded</u>	<u>Cont</u>
<u>Criminal</u>						
Civil Violation	CV	2	2	2	2	-
Felony	F	7	8	8	1	7
Misdemeanor	M	14	22	25	8	17
Show Cause	SC	1	3	3	1	2
Criminal Total		24	35	38	12	26
<u>Traffic</u>						
Capias	CA	0	1	1	1	-
Felony	F	2	2	2	0	2
Infraction	I	60	61	87	65	22
Misdemeanor	M	18	40	40	11	29
Motion	MO	1	1	1	1	-
Show Cause	SC	1	2	2	0	2
Traffic Total		82	107	133	78	55
<u>Civil</u>						
Abstract	AJ	1	0	1	1	-
Admin License	AL	1	0	1	1	-
Garnishment	GA	1	0	1	1	-
Unlawful Detainer	UD	2	3	4	3	1
Warrant in Debt	WD	4	5	8	6	2
Civil Total		9	8	15	12	3
Surry Totals		115	150	186	102	84



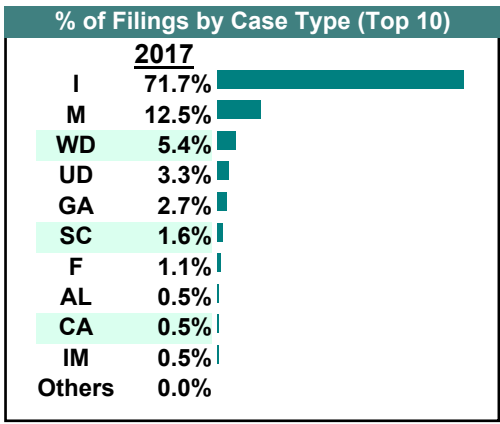
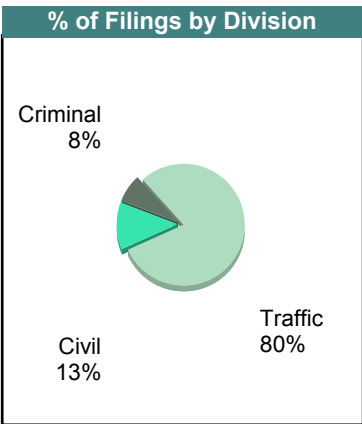
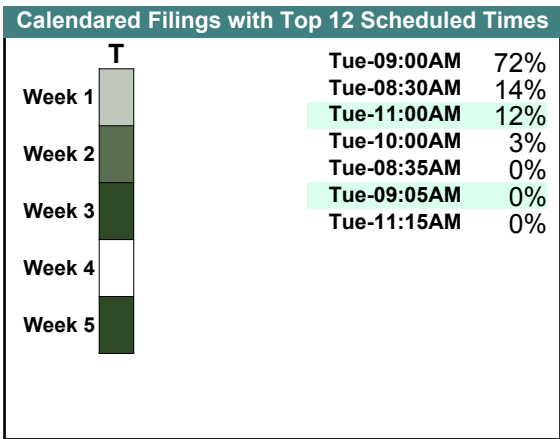
CASELOAD STATISTICS OF THE GENERAL DISTRICT COURTS

June 2017

		<u>Filings</u>	<u>Hearings</u>	<u>Transactions</u>	<u>Concluded</u>	<u>Cont</u>
<u>Criminal</u>						
Felony	F	3	6	6	1	5
Misdemeanor	M	19	28	32	15	17
Show Cause	SC	0	5	5	3	2
Criminal Total		22	39	43	19	24
<u>Traffic</u>						
Capias	CA	1	3	3	1	2
Infraction	I	129	104	162	110	52
Misdemeanor	M	14	49	49	16	33
Show Cause	SC	2	8	8	5	3
Traffic Total		146	164	222	132	90
<u>Civil</u>						
Admin License	AL	1	0	1	1	-
Garnishment	GA	6	2	8	6	1
Unlawful Detainer	UD	5	4	6	4	2
Warrant in Debt	WD	7	7	8	5	3
Civil Total		19	13	23	16	6
Surry Totals		187	216	288	167	120

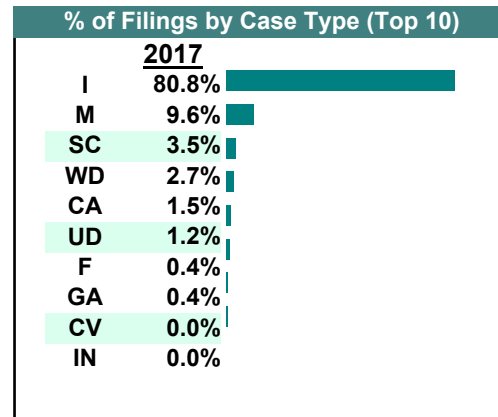
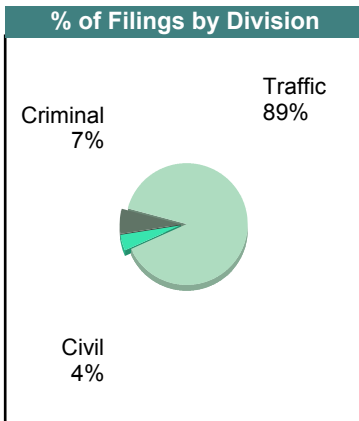
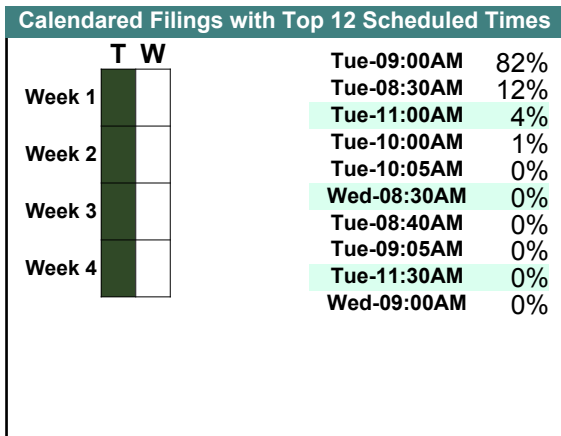


		Filings	Hearings	Transactions	Concluded	Cont
<u>Criminal</u>						
Capias	CA	0	3	3	3	-
Civil Violation	CV	0	1	1	1	-
Felony	F	2	8	8	1	7
Misdemeanor	M	11	26	28	15	13
Show Cause	SC	1	6	6	1	5
Criminal Total		14	44	46	21	25
<u>Traffic</u>						
Capias	CA	1	3	3	1	2
Infraction	I	132	100	175	151	24
Misdemeanor	M	12	50	50	14	36
Show Cause	SC	2	8	8	3	5
Traffic Total		147	161	236	169	67
<u>Civil</u>						
Admin License	AL	1	0	1	1	-
Garnishment	GA	5	1	8	7	1
Impoundment	IM	1	0	1	1	-
Interrogatory	IN	0	0	1	1	-
Unlawful Detainer	UD	6	7	10	9	1
Warrant in Debt	WD	10	10	20	15	5
Civil Total		23	18	41	34	7
Surry Totals		184	223	323	224	99



April 2017

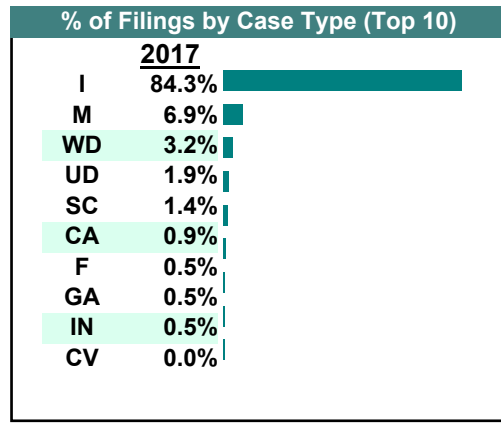
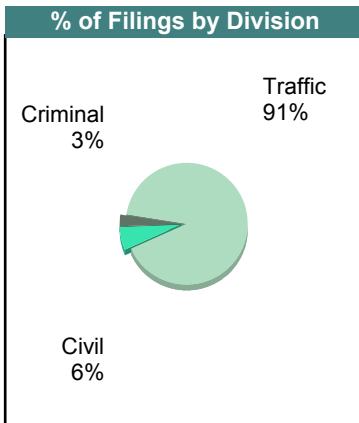
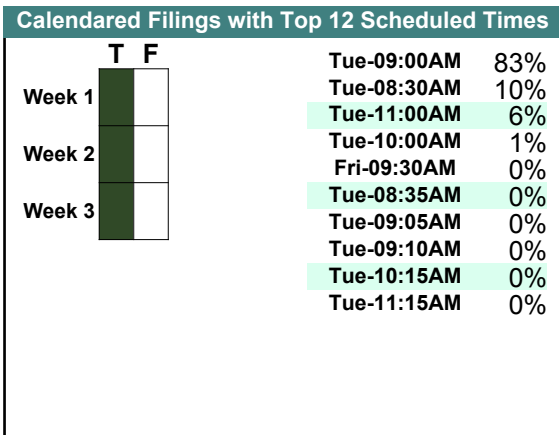
		Filings	Hearings	Transactions	Concluded	Cont
<u>Criminal</u>						
Capias	CA	1	5	5	2	3
Civil Violation	CV	0	2	2	0	2
Felony	F	1	12	12	2	10
Misdemeanor	M	9	42	43	18	25
Show Cause	SC	6	8	8	2	6
Criminal Total		17	69	70	24	46
<u>Traffic</u>						
Capias	CA	3	7	7	3	4
Felony	F	0	2	2	2	-
Infraction	I	210	176	275	203	72
Misdemeanor	M	16	70	70	23	47
Show Cause	SC	3	7	7	1	6
Traffic Total		232	262	361	232	129
<u>Civil</u>						
Garnishment	GA	1	0	1	1	-
Interrogatory	IN	0	1	1	0	1
Unlawful Detainer	UD	3	3	3	1	2
Warrant in Debt	WD	7	4	8	6	2
Civil Total		11	8	13	8	5
Surry Totals		260	339	444	264	180



CASELOAD STATISTICS OF THE GENERAL DISTRICT COURTS

March 2017

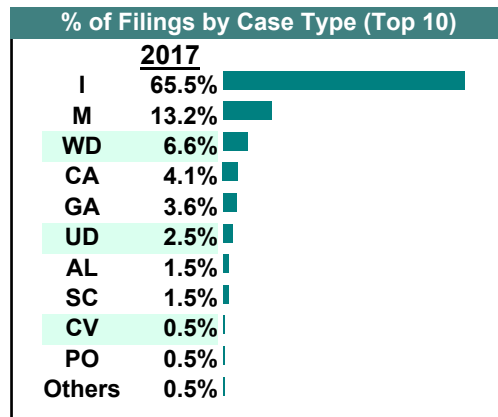
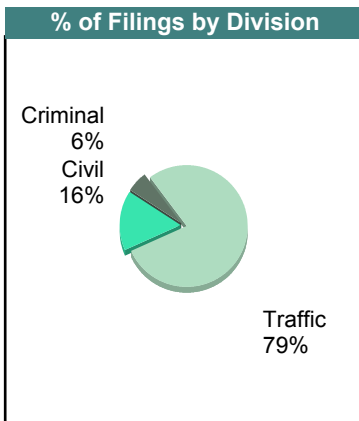
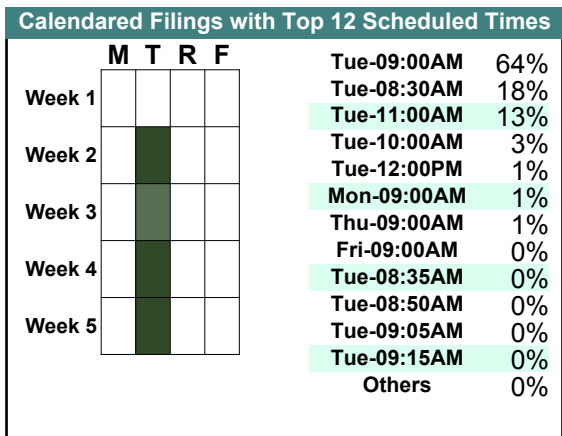
		<u>Filings</u>	<u>Hearings</u>	<u>Transactions</u>	<u>Concluded</u>	<u>Cont</u>
<u>Criminal</u>						
Capias	CA	1	1	1	0	1
Civil Violation	CV	0	1	1	0	1
Felony	F	1	3	3	1	2
Misdemeanor	M	5	14	14	4	10
Criminal Total		7	19	19	5	14
<u>Traffic</u>						
Capias	CA	1	3	3	0	3
Infraction	I	182	144	232	195	37
Misdemeanor	M	10	43	43	10	33
Show Cause	SC	3	5	5	0	5
Traffic Total		196	195	283	205	78
<u>Civil</u>						
Garnishment	GA	1	0	1	1	-
Interrogatory	IN	1	1	2	1	1
Unlawful Detainer	UD	4	6	6	4	2
Warrant in Debt	WD	7	9	11	7	4
Civil Total		13	16	20	13	7
Surry Totals		216	230	322	223	99



CASELOAD STATISTICS OF THE GENERAL DISTRICT COURTS

February 2017

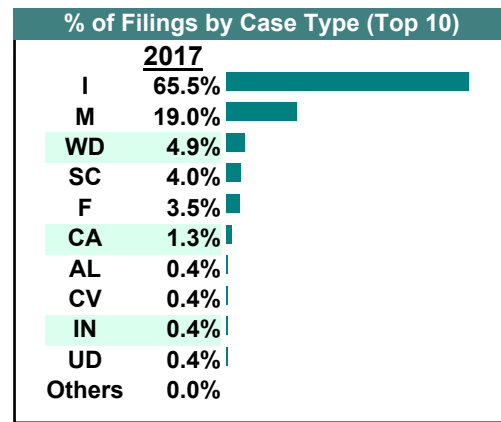
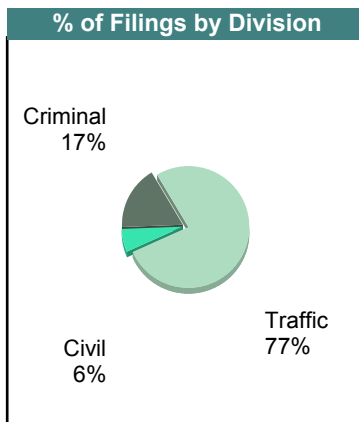
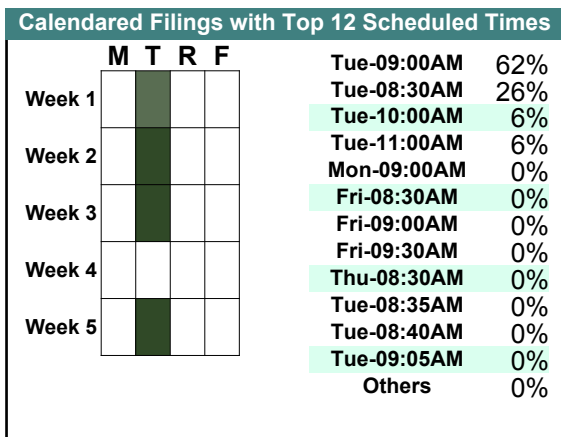
		<u>Filings</u>	<u>Hearings</u>	<u>Transactions</u>	<u>Concluded</u>	<u>Cont</u>
<u>Criminal</u>						
Capias	CA	2	4	4	2	2
Civil Violation	CV	1	1	1	0	1
Felony	F	0	3	3	1	2
Misdemeanor	M	8	51	51	30	21
Show Cause	SC	0	3	3	2	1
Criminal Total		11	62	62	35	27
<u>Traffic</u>						
Capias	CA	6	9	9	3	6
Felony	F	0	2	2	0	2
Infraction	I	129	118	179	138	41
Misdemeanor	M	18	54	54	13	41
Show Cause	SC	2	4	4	2	2
Traffic Total		155	187	248	156	92
<u>Civil</u>						
Admin License	AL	3	0	3	3	-
Garnishment	GA	7	3	7	4	3
Interrogatory	IN	0	2	2	0	2
Protective Order	PO	1	0	1	1	-
Prelim Prot Order	PP	1	0	1	1	-
Show Cause	SC	1	1	1	0	-
Unlawful Detainer	UD	5	4	6	4	2
Warrant in Debt	WD	13	19	22	17	5
Civil Total		31	29	43	30	12
Surry Totals		197	278	353	221	131



CASELOAD STATISTICS OF THE GENERAL DISTRICT COURTS

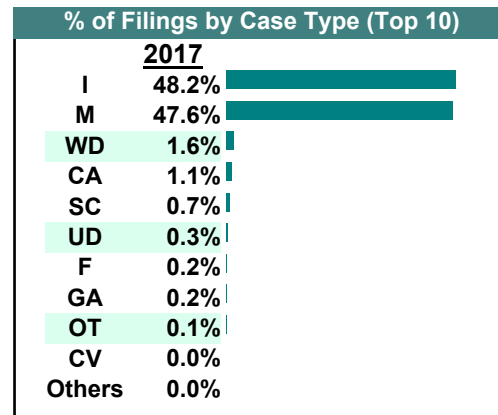
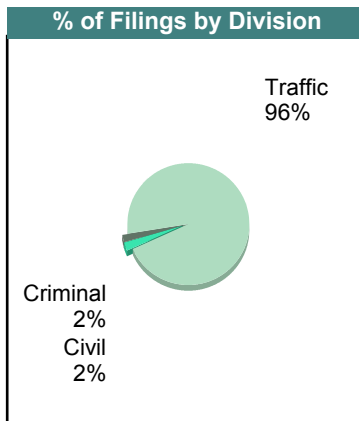
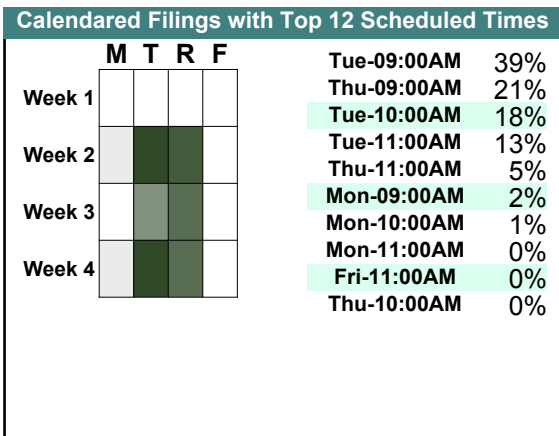
January 2017

		<u>Filings</u>	<u>Hearings</u>	<u>Transactions</u>	<u>Concluded</u>	<u>Cont</u>
<u>Criminal</u>						
Capias	CA	1	7	7	1	6
Civil Violation	CV	1	1	1	0	1
Felony	F	6	14	14	4	10
Misdemeanor	M	27	58	59	19	40
Show Cause	SC	3	6	6	1	5
Criminal Total		38	86	87	25	62
<u>Traffic</u>						
Capias	CA	2	4	4	1	3
Felony	F	2	2	2	0	2
Infraction	I	148	123	189	144	44
Misdemeanor	M	16	43	43	6	37
Show Cause	SC	6	11	11	6	5
Traffic Total		174	183	249	157	91
<u>Civil</u>						
Admin License	AL	1	0	1	1	-
Garnishment	GA	0	0	1	1	-
Interrogatory	IN	1	1	1	0	1
Unlawful Detainer	UD	1	1	1	0	1
Warrant in Debt	WD	11	14	16	5	11
Civil Total		14	16	20	7	13
Surry Totals		226	285	356	189	166

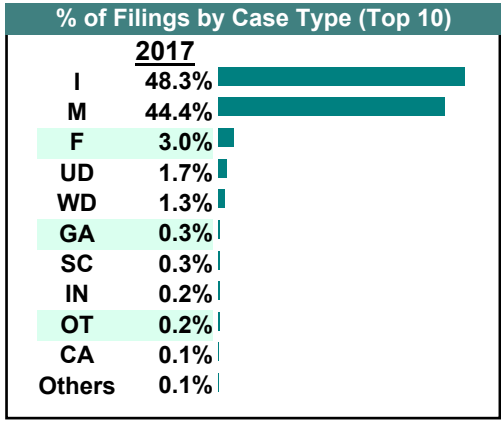
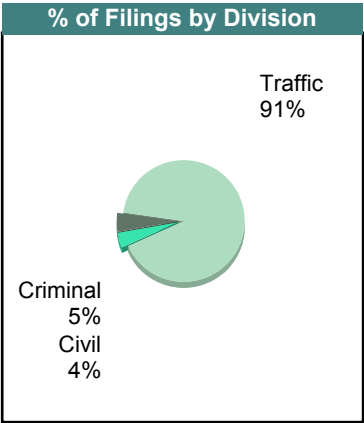
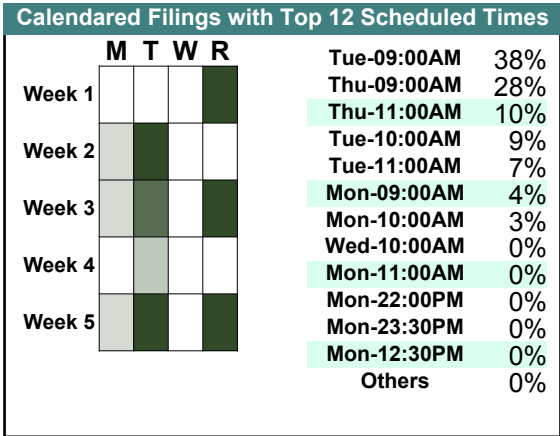


December 2017

		<u>Filings</u>	<u>Hearings</u>	<u>Transactions</u>	<u>Concluded</u>	<u>Cont</u>
<u>Criminal</u>						
Capias	CA	6	11	11	4	7
Felony	F	3	40	40	4	36
Misdemeanor	M	14	65	65	16	49
Show Cause	SC	3	9	9	3	6
Criminal Total		26	125	125	27	98
<u>Traffic</u>						
Capias	CA	10	19	19	11	8
Civil Violation	CV	0	1	1	0	1
Felony	F	0	6	6	1	5
Infraction	I	701	694	939	739	189
Misdemeanor	M	678	1,205	1,212	803	401
Show Cause	SC	5	12	12	5	6
Traffic Total		1,394	1,937	2,189	1,559	610
<u>Civil</u>						
Garnishment	GA	3	0	4	4	-
Interrogatory	IN	0	1	1	0	1
Other	OT	1	2	4	2	1
Show Cause	SC	2	3	3	0	3
Unlawful Detainer	UD	4	6	9	7	2
Warrant in Debt	WD	23	28	32	6	25
Civil Total		33	40	53	19	32
Sussex Totals		1,453	2,102	2,367	1,605	740



		<u>Filings</u>	<u>Hearings</u>	<u>Transactions</u>	<u>Concluded</u>	<u>Cont</u>
<u>Criminal</u>						
Capias	CA	0	1	1	1	-
Felony	F	26	53	53	15	38
Misdemeanor	M	19	53	53	18	35
Show Cause	SC	1	5	5	1	4
Criminal Total		46	112	112	35	77
<u>Traffic</u>						
Capias	CA	1	14	14	5	9
Civil Violation	CV	1	3	3	1	2
Felony	F	0	4	4	2	2
Infraction	I	424	429	573	414	159
Misdemeanor	M	370	620	620	273	347
Show Cause	SC	2	4	4	1	3
Traffic Total		798	1,074	1,218	696	522
<u>Civil</u>						
Garnishment	GA	3	1	5	4	-
Interrogatory	IN	2	2	4	2	1
Other	OT	2	2	2	0	2
Prelim Prot Order	PP	0	0	2	2	-
Show Cause	SC	0	0	1	1	-
Unlawful Detainer	UD	15	10	15	14	1
Warrant in Debt	WD	11	16	25	15	10
Civil Total		33	31	54	38	14
Sussex Totals		877	1,217	1,384	769	613



CASELOAD STATISTICS OF THE GENERAL DISTRICT COURTS

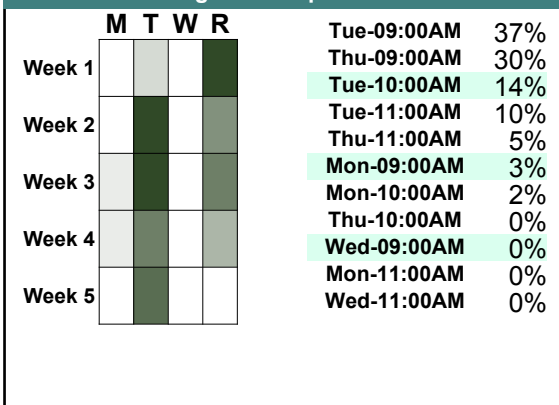
October 2017

Sussex

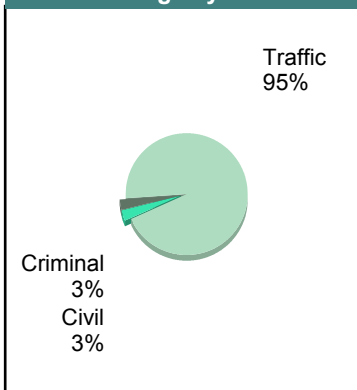
District: 6

		<u>Filings</u>	<u>Hearings</u>	<u>Transactions</u>	<u>Concluded</u>	<u>Cont</u>
<u>Criminal</u>						
Capias	CA	4	8	8	2	6
Felony	F	8	38	38	12	26
Misdemeanor	M	30	73	73	17	56
Show Cause	SC	0	6	6	2	4
Criminal Total		42	125	125	33	92
<u>Traffic</u>						
Capias	CA	6	24	24	11	13
Civil Violation	CV	0	4	4	0	4
Felony	F	0	6	6	2	4
Infraction	I	760	721	985	771	214
Misdemeanor	M	779	1,170	1,176	738	438
Show Cause	SC	3	4	4	0	4
Traffic Total		1,548	1,929	2,199	1,522	677
<u>Civil</u>						
Garnishment	GA	10	3	13	10	3
Interrogatory	IN	2	6	6	0	3
Overweight	OC	0	0	1	1	-
Other	OT	2	4	4	0	3
Prelim Prot Order	PP	2	2	3	1	2
Show Cause	SC	3	2	3	1	2
Tenants Assertion	TA	0	0	1	1	-
Unlawful Detainer	UD	13	11	17	11	6
Warrant in Debt	WD	15	17	24	15	8
Civil Total		47	45	72	40	27
Sussex Totals		1,637	2,099	2,396	1,595	796

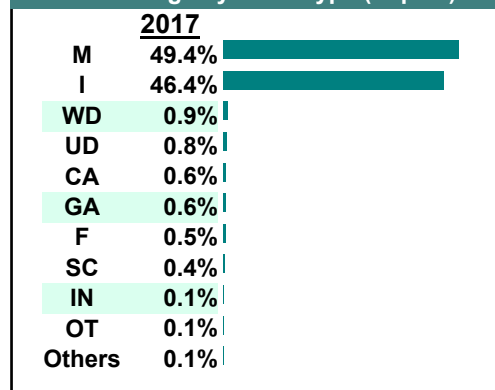
Calendared Filings with Top 12 Scheduled Times



% of Filings by Division



% of Filings by Case Type (Top 10)



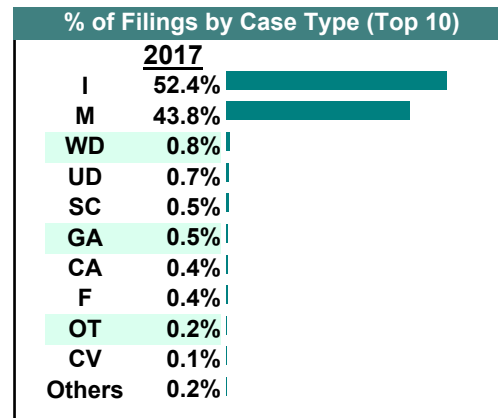
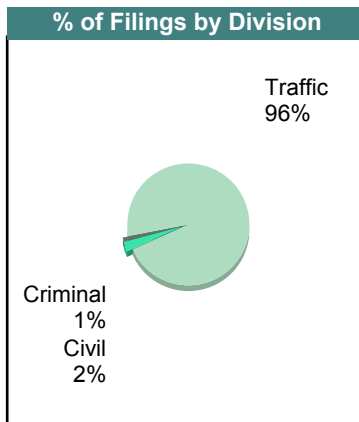
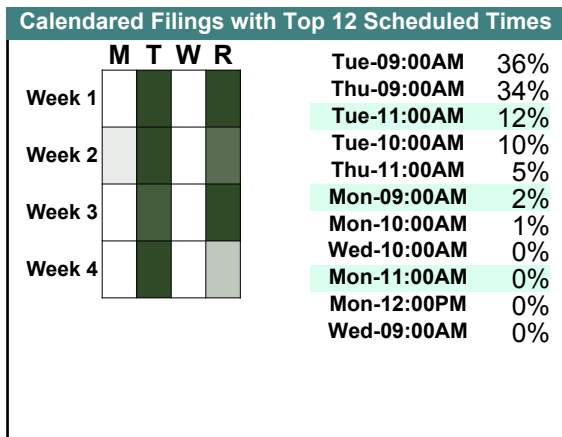
CASELOAD STATISTICS OF THE GENERAL DISTRICT COURTS

September 2017

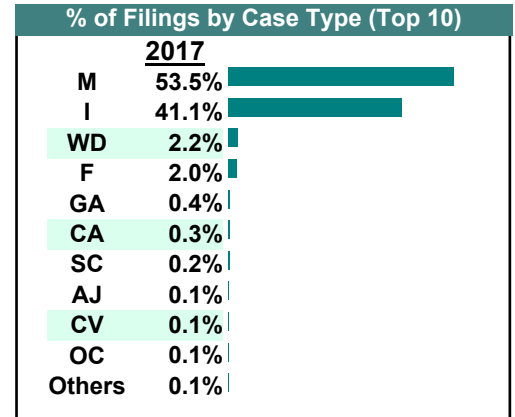
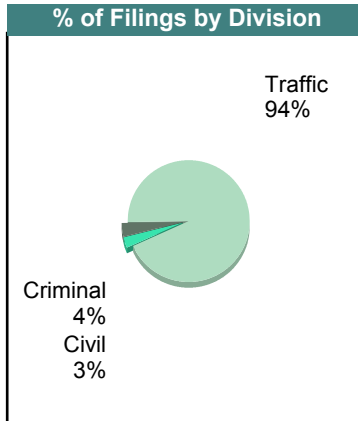
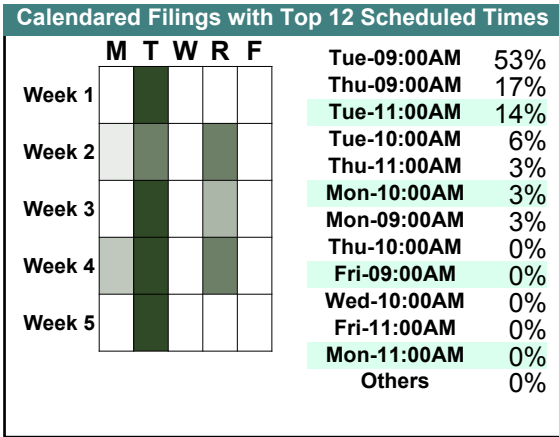
Sussex

District: 6

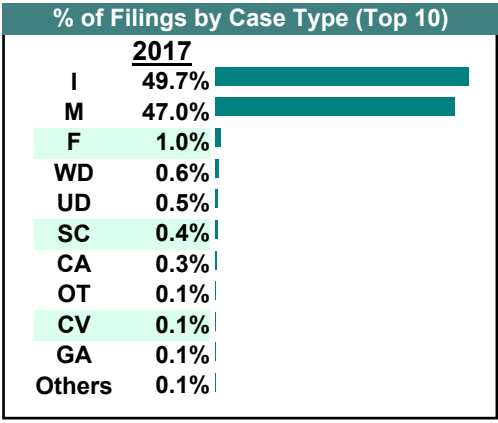
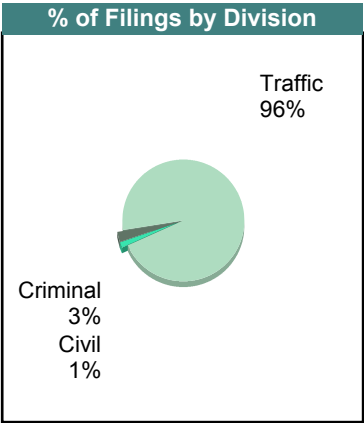
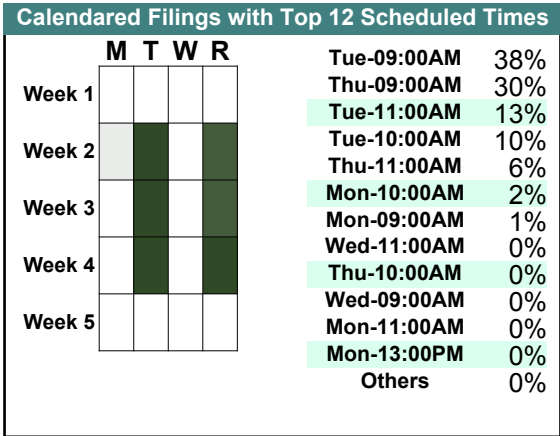
		<u>Filings</u>	<u>Hearings</u>	<u>Transactions</u>	<u>Concluded</u>	<u>Cont</u>
<u>Criminal</u>						
Capias	CA	1	5	5	1	4
Civil Violation	CV	0	1	1	1	-
Felony	F	5	44	44	20	24
Misdemeanor	M	12	70	70	23	47
Show Cause	SC	5	10	10	2	8
Criminal Total		23	130	130	47	83
<u>Traffic</u>						
Capias	CA	7	24	24	4	20
Civil Violation	CV	2	3	3	0	3
Felony	F	2	10	10	0	10
Infraction	I	1,008	959	1,308	1,043	264
Misdemeanor	M	829	1,414	1,414	975	438
Show Cause	SC	3	11	11	8	3
Traffic Total		1,851	2,421	2,770	2,030	738
<u>Civil</u>						
Detinue	DT	1	1	1	1	-
Garnishment	GA	9	2	10	8	2
Interrogatory	IN	1	2	2	0	2
Other	OT	4	4	7	3	4
Prelim Prot Order	PP	1	2	2	0	2
Show Cause	SC	2	0	2	2	-
Tenants Assertion	TA	1	1	1	0	1
Unlawful Detainer	UD	13	10	13	11	2
Warrant in Debt	WD	16	20	22	14	8
Civil Total		48	42	60	39	21
Sussex Totals		1,922	2,593	2,960	2,116	842



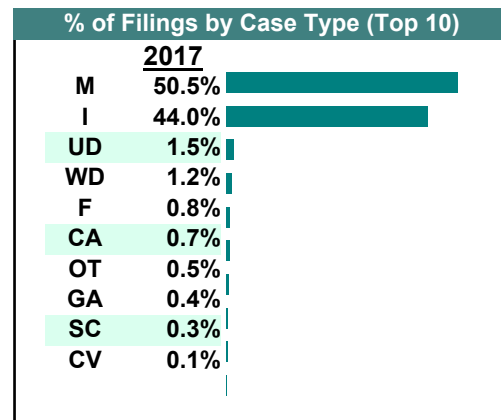
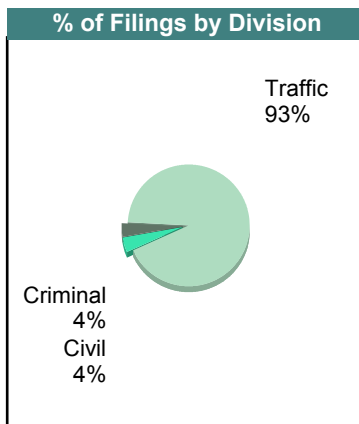
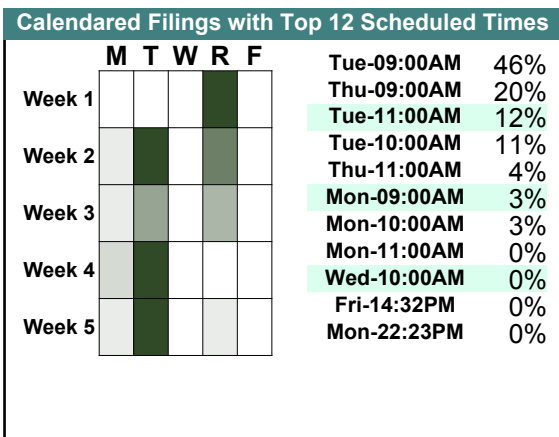
		Filings	Hearings	Transactions	Concluded	Cont
<u>Criminal</u>						
Capias	CA	3	8	8	2	6
Civil Violation	CV	0	1	1	0	1
Felony	F	32	64	64	6	58
Misdemeanor	M	20	77	77	13	63
Show Cause	SC	2	5	5	0	5
Criminal Total		57	155	155	21	133
<u>Traffic</u>						
Capias	CA	2	9	9	3	6
Civil Violation	CV	1	1	1	0	1
Felony	F	1	4	4	0	4
Infraction	I	662	605	819	589	230
Misdemeanor	M	842	1,139	1,139	657	482
Show Cause	SC	2	3	3	1	2
Traffic Total		1,510	1,761	1,975	1,250	725
<u>Civil</u>						
Abstract	AJ	1	0	1	1	-
Garnishment	GA	6	3	6	3	2
Interrogatory	IN	0	2	2	0	2
Overweight	OC	1	1	1	0	1
Other	OT	0	1	2	1	1
Show Cause	SC	0	1	1	1	-
Unlawful Detainer	UD	1	3	5	5	-
Warrant in Debt	WD	36	36	46	29	17
Civil Total		45	47	64	40	23
Sussex Totals		1,612	1,963	2,194	1,311	881



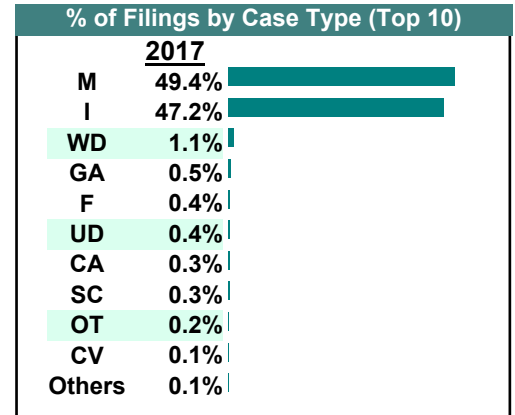
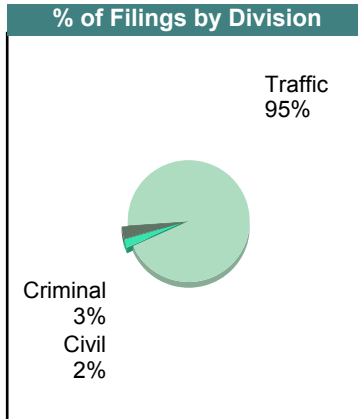
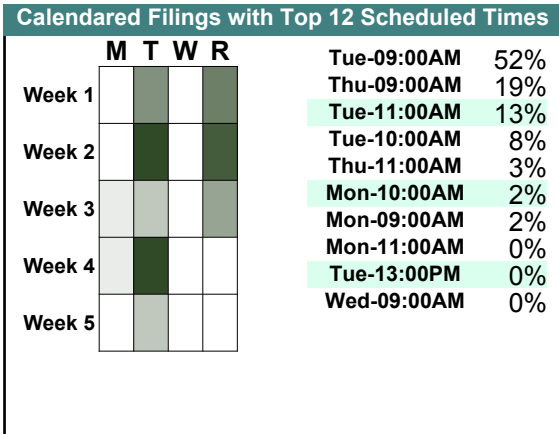
		<u>Filings</u>	<u>Hearings</u>	<u>Transactions</u>	<u>Concluded</u>	<u>Cont</u>
<u>Criminal</u>						
Capias	CA	0	3	3	2	1
Civil Violation	CV	1	1	1	1	-
Felony	F	12	42	42	13	29
Misdemeanor	M	22	78	78	20	58
Show Cause	SC	6	8	8	3	5
Criminal Total		41	132	132	39	93
<u>Traffic</u>						
Capias	CA	5	25	25	5	20
Civil Violation	CV	0	1	1	0	1
Felony	F	4	8	8	0	8
Infraction	I	774	652	936	719	216
Misdemeanor	M	710	1,003	1,004	644	360
Show Cause	SC	1	13	13	5	8
Traffic Total		1,494	1,702	1,987	1,373	613
<u>Civil</u>						
Garnishment	GA	1	0	3	3	-
Interrogatory	IN	1	1	1	0	1
Other	OT	2	2	4	2	2
Show Cause	SC	0	2	3	1	2
Unlawful Detainer	UD	8	12	15	9	5
Warrant in Debt	WD	10	11	18	15	3
Civil Total		22	28	44	30	13
Sussex Totals		1,557	1,862	2,163	1,442	719



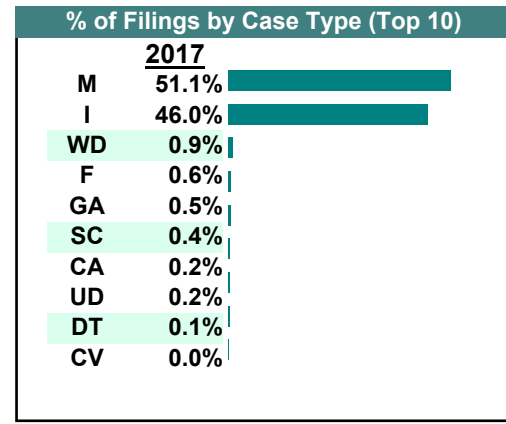
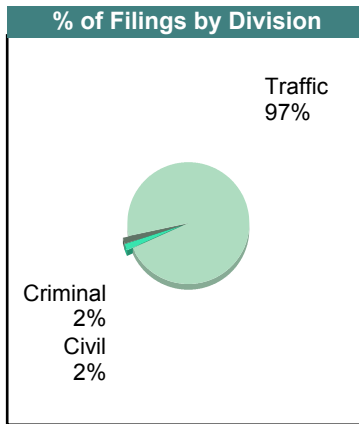
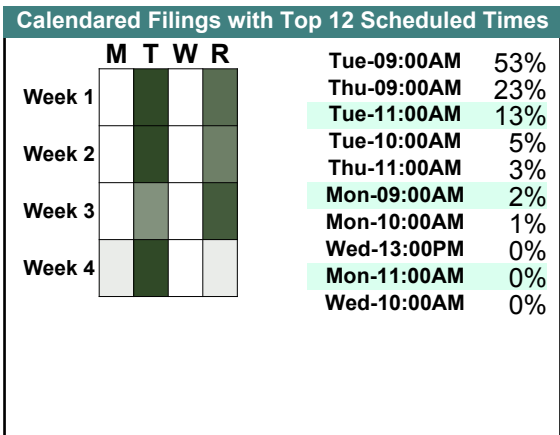
		<u>Filings</u>	<u>Hearings</u>	<u>Transactions</u>	<u>Concluded</u>	<u>Cont</u>
<u>Criminal</u>						
Capias	CA	1	2	2	1	1
Civil Violation	CV	1	2	2	0	2
Felony	F	10	32	32	9	23
Misdemeanor	M	38	82	82	24	58
Show Cause	SC	0	1	1	0	1
Criminal Total		50	119	119	34	85
<u>Traffic</u>						
Capias	CA	9	24	24	5	19
Felony	F	1	2	2	1	1
Infraction	I	616	653	839	666	173
Misdemeanor	M	668	1,019	1,019	700	319
Show Cause	SC	2	10	10	4	5
Traffic Total		1,296	1,708	1,894	1,376	517
<u>Civil</u>						
Garnishment	GA	6	1	7	6	1
Other	OT	7	6	8	2	2
Show Cause	SC	2	2	3	1	2
Unlawful Detainer	UD	21	19	23	14	7
Warrant in Debt	WD	17	17	21	11	9
Civil Total		53	45	62	34	21
Sussex Totals		1,399	1,872	2,075	1,444	623



		Filings	Hearings	Transactions	Concluded	Cont
<u>Criminal</u>						
Capias	CA	2	5	5	2	3
Civil Violation	CV	0	1	1	1	-
Felony	F	7	70	70	27	43
Misdemeanor	M	44	83	84	36	48
Show Cause	SC	2	4	4	3	1
Criminal Total		55	163	164	69	95
<u>Traffic</u>						
Capias	CA	4	13	13	4	9
Civil Violation	CV	1	1	1	0	1
Felony	F	0	4	4	2	2
Infraction	I	825	838	1,058	841	217
Misdemeanor	M	819	1,237	1,239	869	370
Show Cause	SC	3	15	15	4	11
Traffic Total		1,652	2,108	2,330	1,720	610
<u>Civil</u>						
Detinue	DT	0	1	2	1	1
Garnishment	GA	8	2	8	6	1
Interrogatory	IN	0	1	2	1	1
Overweight	OC	1	0	1	1	-
Other	OT	3	2	3	1	2
Show Cause	SC	1	0	1	1	-
Unlawful Detainer	UD	7	8	10	8	2
Warrant in Debt	WD	20	21	37	26	11
Civil Total		40	35	64	45	18
Sussex Totals		1,747	2,306	2,558	1,834	723

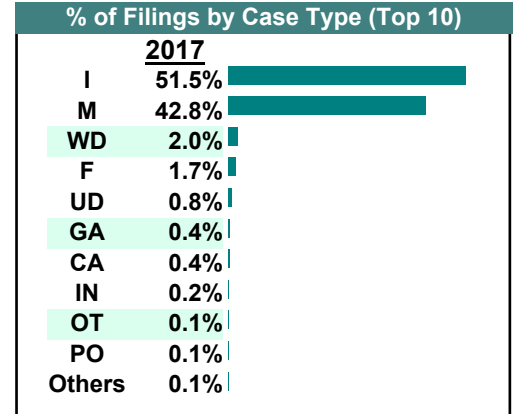
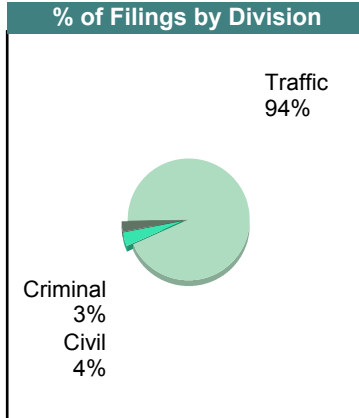
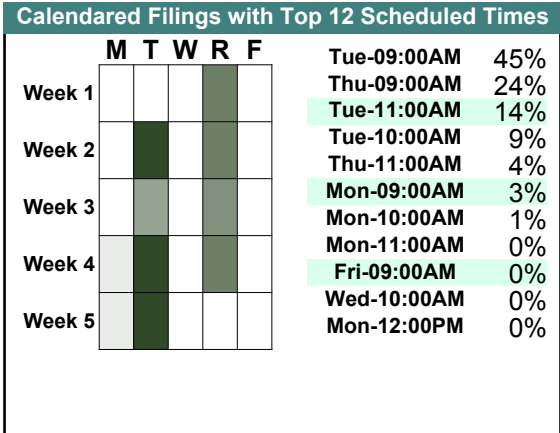


		Filings	Hearings	Transactions	Concluded	Cont
<u>Criminal</u>						
Capias	CA	2	3	3	1	2
Civil Violation	CV	0	1	1	0	1
Felony	F	9	46	46	2	44
Misdemeanor	M	15	45	45	18	26
Show Cause	SC	2	2	2	1	1
Criminal Total		28	97	97	22	74
<u>Traffic</u>						
Capias	CA	2	7	7	2	5
Felony	F	1	3	3	0	3
Infraction	I	764	740	938	746	192
Misdemeanor	M	834	1,153	1,153	795	357
Show Cause	SC	3	7	7	0	7
Traffic Total		1,604	1,910	2,108	1,543	564
<u>Civil</u>						
Detinue	DT	1	1	1	0	1
Garnishment	GA	8	1	10	9	1
Show Cause	SC	1	1	2	1	1
Unlawful Detainer	UD	4	3	7	4	3
Warrant in Debt	WD	15	17	20	14	6
Civil Total		29	23	40	28	12
Sussex Totals		1,661	2,030	2,245	1,593	650



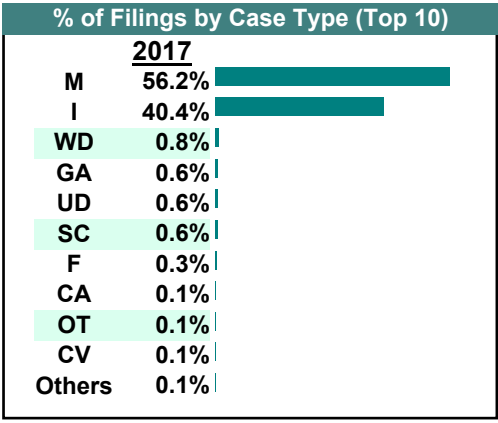
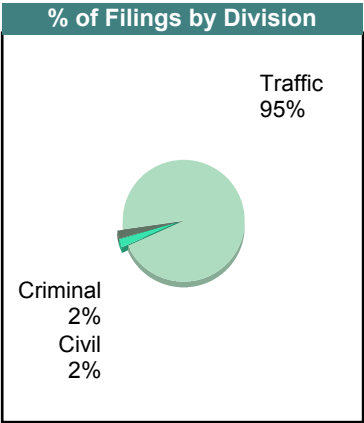
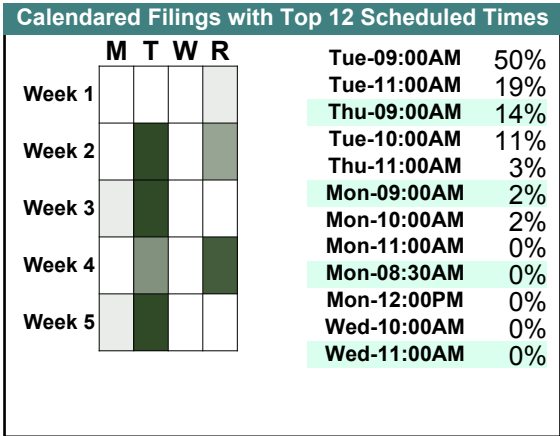
March 2017

		<u>Filings</u>	<u>Hearings</u>	<u>Transactions</u>	<u>Concluded</u>	<u>Cont</u>
<u>Criminal</u>						
Capias	CA	0	2	2	0	2
Civil Violation	CV	0	1	1	0	1
Felony	F	23	37	37	4	33
Misdemeanor	M	16	45	46	10	36
Show Cause	SC	0	3	3	1	2
Criminal Total		39	88	89	15	74
<u>Traffic</u>						
Capias	CA	5	15	15	4	11
Felony	F	1	2	2	0	2
Infraction	I	727	642	891	682	209
Misdemeanor	M	589	878	879	593	286
Show Cause	SC	0	15	15	7	8
Traffic Total		1,322	1,552	1,802	1,286	516
<u>Civil</u>						
Garnishment	GA	6	1	7	6	1
Interrogatory	IN	3	3	4	1	3
Other	OT	1	0	1	1	-
Protective Order	PO	1	1	1	1	-
Prelim Prot Order	PP	1	1	1	0	-
Show Cause	SC	0	1	1	0	1
Unlawful Detainer	UD	11	17	21	13	8
Warrant in Debt	WD	28	35	51	40	11
Civil Total		51	59	87	62	24
Sussex Totals		1,412	1,699	1,978	1,363	614



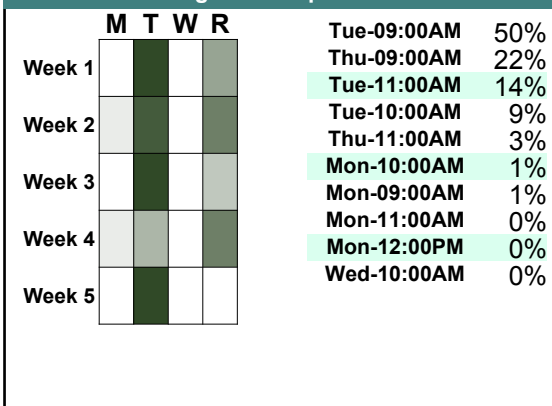
February 2017

		<u>Filings</u>	<u>Hearings</u>	<u>Transactions</u>	<u>Concluded</u>	<u>Cont</u>
<u>Criminal</u>						
Capias	CA	0	1	1	1	-
Civil Violation	CV	1	1	1	0	1
Felony	F	3	29	29	11	18
Misdemeanor	M	25	85	85	49	36
Show Cause	SC	3	10	10	6	3
Criminal Total		32	126	126	67	58
<u>Traffic</u>						
Capias	CA	2	13	13	8	5
Felony	F	2	3	3	1	2
Infraction	I	580	588	764	584	177
Misdemeanor	M	781	1,114	1,117	767	348
Show Cause	SC	5	16	16	6	10
Traffic Total		1,370	1,734	1,913	1,366	542
<u>Civil</u>						
Garnishment	GA	9	2	10	8	2
Other	OT	2	3	3	0	-
Protective Order	PO	1	0	1	1	-
Prelim Prot Order	PP	0	1	1	0	-
Show Cause	SC	0	1	1	0	1
Unlawful Detainer	UD	9	4	10	8	2
Warrant in Debt	WD	12	18	21	11	10
Civil Total		33	29	47	28	15
Sussex Totals		1,435	1,889	2,086	1,461	615

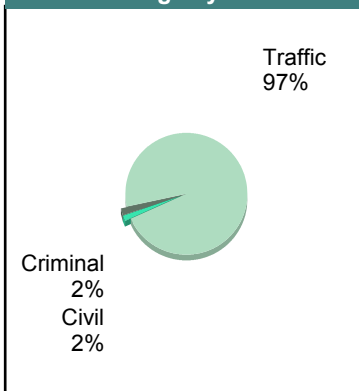


		<u>Filings</u>	<u>Hearings</u>	<u>Transactions</u>	<u>Concluded</u>	<u>Cont</u>
<u>Criminal</u>						
Capias	CA	1	7	7	4	3
Felony	F	6	31	31	3	28
Misdemeanor	M	23	81	81	25	56
Show Cause	SC	5	10	10	6	4
Criminal Total		35	129	129	38	91
<u>Traffic</u>						
Capias	CA	5	16	16	5	11
Felony	F	0	2	2	2	-
Infraction	I	898	844	1,134	933	197
Misdemeanor	M	998	1,398	1,400	963	428
Show Cause	SC	8	16	16	4	11
Traffic Total		1,909	2,276	2,568	1,907	647
<u>Civil</u>						
Garnishment	GA	3	3	6	3	3
Overweight	OC	0	0	1	1	-
Other	OT	5	4	6	2	1
Prelim Prot Order	PP	1	1	1	0	1
Show Cause	SC	1	1	1	0	1
Unlawful Detainer	UD	12	22	23	10	13
Warrant in Debt	WD	8	21	22	4	18
Civil Total		30	52	60	20	37
Sussex Totals		1,974	2,457	2,757	1,965	775

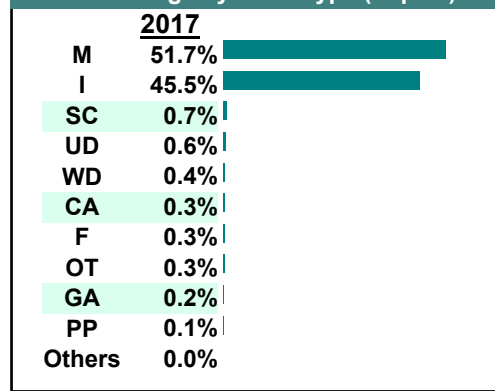
Calendared Filings with Top 12 Scheduled Times



% of Filings by Division



% of Filings by Case Type (Top 10)



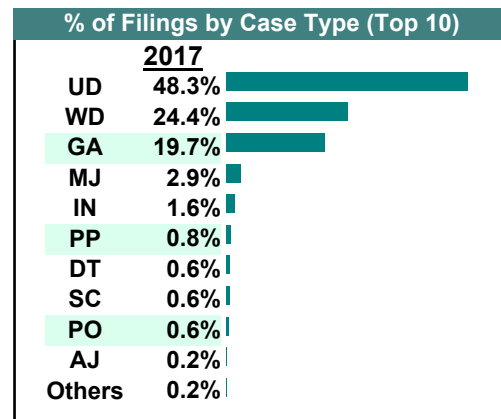
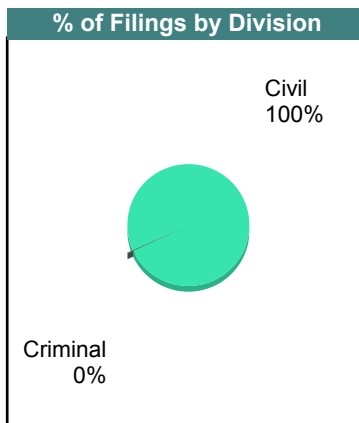
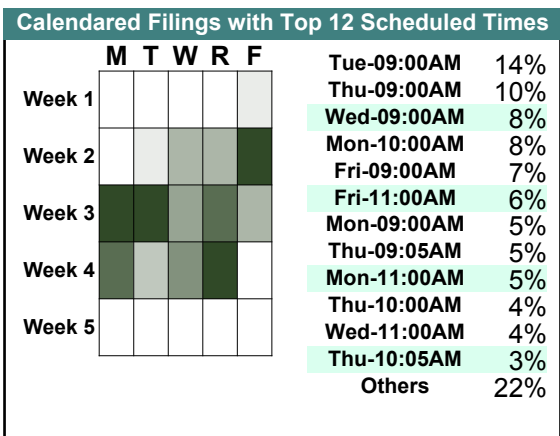
Filings by Court & Division

	Brunswick	Emporia	Greenville	Hopewell	Prince George	Surry	Sussex	Total	
C	Misdemeanor	345 10%	502 14%	206 6%	1,387 39%	589 17%	220 6%	278 8%	3,527
	Felony	76 5%	170 11%	170 11%	580 38%	362 23%	41 3%	144 9%	1,543
	Capias	79 18%	59 13%	38 8%	161 36%	88 20%	6 1%	20 4%	451
	Show Cause	43 10%	89 21%	53 13%	107 26%	74 18%	19 5%	29 7%	414
	Civil Violation	13 19%	10 15%	1 1%	21 31%	7 10%	12 18%	3 4%	67
	Motion	- 0%	- 0%	- 0%	14 100%	- 0%	- 0%	- 0%	14
	Total	556 9%	830 14%	468 8%	2,270 38%	1,120 19%	298 5%	474 8%	6,016
T	Infraction	13,257 26%	6,577 13%	4,946 10%	11,481 22%	5,370 10%	1,349 3%	8,739 17%	51,719
	Misdemeanor	7,953 21%	1,471 4%	10,805 28%	6,593 17%	2,379 6%	176 0%	8,897 23%	38,274
	Capias	100 17%	47 8%	61 10%	180 30%	128 22%	21 4%	58 10%	595
	Show Cause	11 2%	49 11%	20 5%	184 41%	110 25%	33 7%	37 8%	444
	Felony	6 8%	5 7%	7 9%	28 37%	13 17%	4 5%	12 16%	75
	Civil Violation	3 12%	- 0%	2 8%	3 12%	13 50%	- 0%	5 19%	26
	Restricted O/L	- 0%	- 0%	- 0%	2 100%	- 0%	- 0%	- 0%	2
	Motion	- 0%	- 0%	- 0%	- 0%	- 0%	1 100%	- 0%	1
	Total	21,330 23%	8,149 9%	15,841 17%	18,471 20%	8,013 9%	1,584 2%	17,748 19%	91,136
V	Warrant in Debt	262 7%	762 21%	269 8%	1,030 29%	850 24%	163 5%	211 6%	3,547
	Unlawful Detainer	87 3%	128 5%	109 4%	1,401 52%	820 30%	39 1%	118 4%	2,702
	Garnishment	179 8%	458 20%	135 6%	925 41%	440 20%	35 2%	72 3%	2,244
	Interrogatory	4 1%	260 51%	192 38%	26 5%	18 4%	2 0%	9 2%	511
	Detinue	1 0%	166 64%	2 1%	81 31%	7 3%	- 0%	2 1%	259
	Show Cause	7 3%	71 32%	73 33%	39 18%	18 8%	1 0%	12 5%	221
	Admin License	34 20%	48 28%	13 8%	29 17%	40 23%	9 5%	- 0%	173

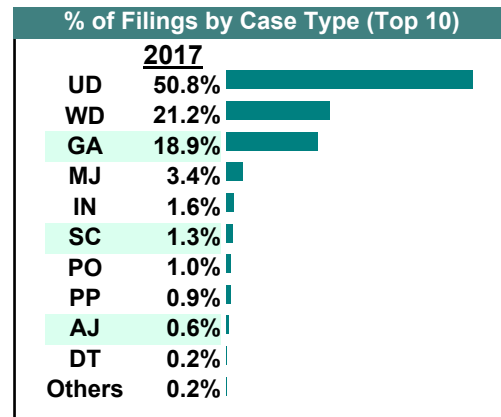
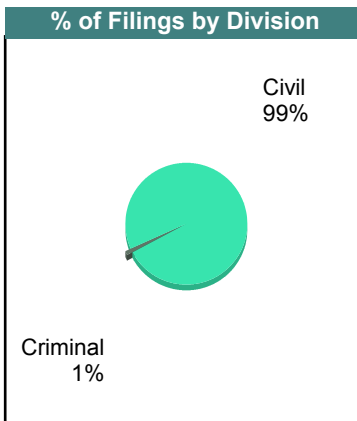
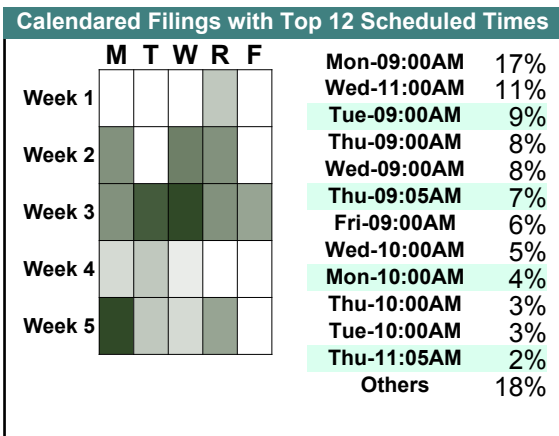
	Brunswick	Emporia	Greensville	Hopewell	Prince George	Surry	Sussex	Total
V Prelim Prot Order	6	10	3	71	28	3	5	126
	5%	8%	2%	56%	22%	2%	4%	
Protective Order	3	10	5	42	22	2	2	86
	3%	12%	6%	49%	26%	2%	2%	
Other	5	7	1	20	14	2	29	78
	6%	9%	1%	26%	18%	3%	37%	
Bond Forfeiture	28	17	21	6	-	-	-	72
	39%	24%	29%	8%	0%	0%	0%	
Impoundment	21	16	2	-	24	1	-	64
	33%	25%	3%	0%	38%	2%	0%	
Capias	-	18	23	2	-	-	-	43
	0%	42%	53%	5%	0%	0%	0%	
Overweight	15	-	1	-	17	-	2	35
	43%	0%	3%	0%	49%	0%	6%	
Abstract	7	1	5	6	10	4	1	34
	21%	3%	15%	18%	29%	12%	3%	
Motion for Judgment	4	-	-	5	7	-	-	16
	25%	0%	0%	31%	44%	0%	0%	
Tenants Assertion	1	-	-	4	3	-	1	9
	11%	0%	0%	44%	33%	0%	11%	
Petition-Restore Arms	-	1	-	4	1	-	-	6
	0%	17%	0%	67%	17%	0%	0%	
Counter Claim	-	-	-	2	-	-	-	2
	0%	0%	0%	100%	0%	0%	0%	
Interrogatory-Not	-	-	-	1	-	-	-	1
	0%	0%	0%	100%	0%	0%	0%	
<hr/>								
Total	664	1,973	854	3,694	2,319	261	464	10,229
	6%	19%	8%	36%	23%	3%	5%	
<hr/>								
Total	<u>22,550</u>	<u>10,952</u>	<u>17,163</u>	<u>24,435</u>	<u>11,452</u>	<u>2,143</u>	<u>18,686</u>	<u>107,381</u>
	21%	10%	16%	23%	11%	2%	17%	

December 2017

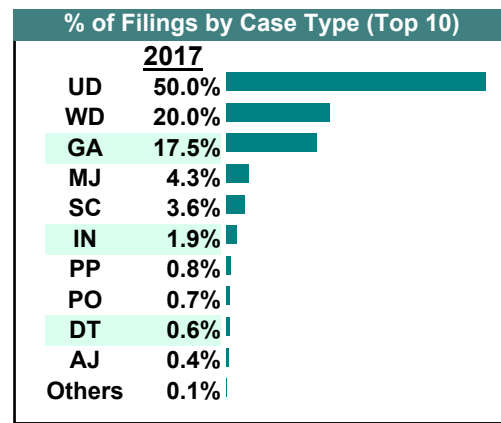
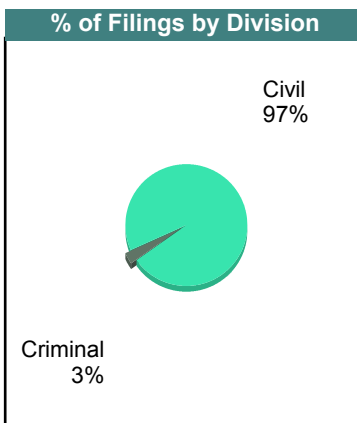
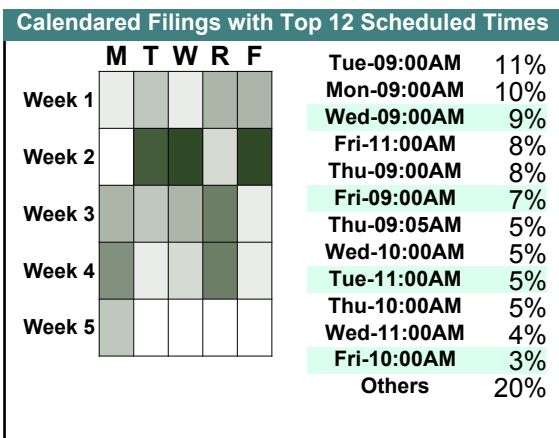
		<u>Filings</u>	<u>Hearings</u>	<u>Transactions</u>	<u>Concluded</u>	<u>Cont</u>
<u>Criminal</u>						
Capias	CA	2	2	2	0	2
Show Cause	SC	6	8	8	5	3
Criminal Total		8	10	10	5	5
<u>Civil</u>						
Abstract	AJ	5	0	5	5	-
Counter Claim	CC	1	1	2	1	1
Detinue	DT	17	12	20	16	4
Garnishment	GA	526	107	624	517	107
Interrogatory	IN	44	24	52	28	24
Motion for Judgment	MJ	78	79	110	82	28
Other	OT	2	0	2	2	-
Protective Order	PO	15	12	21	9	12
Prelim Prot Order	PP	21	3	21	18	3
Show Cause	SC	10	6	11	10	1
Tenants Assertion	TA	0	1	2	1	1
Unlawful Detainer	UD	1,289	828	1,363	1,296	67
Warrant in Debt	WD	652	630	804	612	192
Civil Total		2,660	1,703	3,037	2,597	440
Newport News-Civil Totals		2,668	1,713	3,047	2,602	445



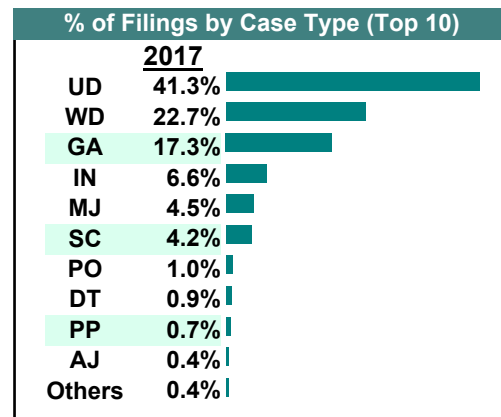
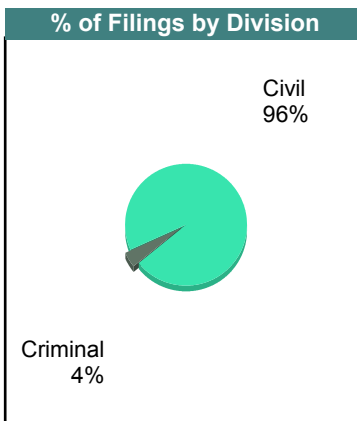
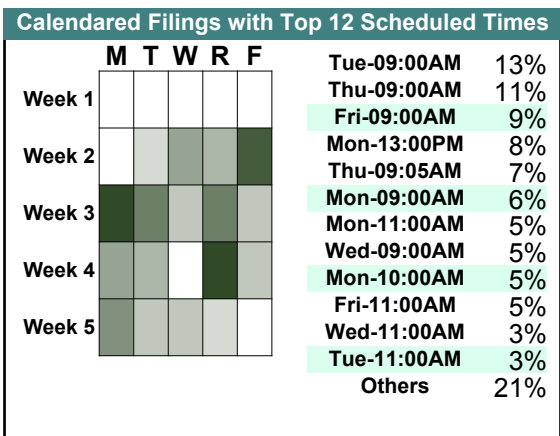
		<u>Filings</u>	<u>Hearings</u>	<u>Transactions</u>	<u>Concluded</u>	<u>Cont</u>
<u>Criminal</u>						
Capias	CA	0	1	1	0	1
Show Cause	SC	30	33	33	31	2
Criminal Total		30	34	34	31	3
<u>Civil</u>						
Abstract	AJ	15	0	15	15	-
Counter Claim	CC	0	1	1	1	-
Detinue	DT	4	8	15	14	1
Garnishment	GA	491	120	575	455	120
Interrogatory	IN	41	26	78	52	26
Motion for Judgment	MJ	89	90	126	99	27
Overweight	OC	2	3	4	1	3
Other	OT	1	0	2	2	-
Protective Order	PO	25	6	31	25	6
Prelim Prot Order	PP	23	0	23	23	-
Show Cause	SC	4	2	5	3	2
Tenants Assertion	TA	1	2	2	0	2
Unlawful Detainer	UD	1,316	938	1,419	1,333	86
Warrant in Debt	WD	551	603	782	582	200
Civil Total		2,563	1,799	3,078	2,605	473
Newport News-Civil Totals		2,593	1,833	3,112	2,636	476



		<u>Filings</u>	<u>Hearings</u>	<u>Transactions</u>	<u>Concluded</u>	<u>Cont</u>
<u>Criminal</u>						
Capias	CA	1	1	1	0	1
Show Cause	SC	86	104	104	101	3
Criminal Total		87	105	105	101	4
<u>Civil</u>						
Abstract	AJ	11	0	11	11	-
Counter Claim	CC	2	3	3	1	2
Detinue	DT	17	16	21	10	11
Garnishment	GA	485	79	571	492	79
Interrogatory	IN	54	23	177	154	23
Motion for Judgment	MJ	119	100	144	102	42
Protective Order	PO	20	3	23	20	3
Prelim Prot Order	PP	23	0	23	23	-
Show Cause	SC	13	7	16	15	1
Tenants Assertion	TA	1	1	1	0	1
Unlawful Detainer	UD	1,386	894	1,464	1,369	95
Warrant in Debt	WD	553	590	775	575	200
Civil Total		2,684	1,716	3,229	2,772	457
Newport News-Civil Totals		2,771	1,821	3,334	2,873	461

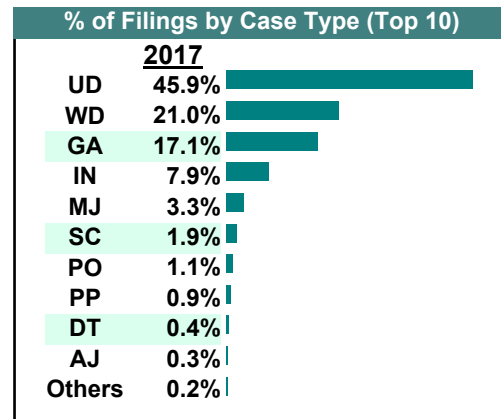
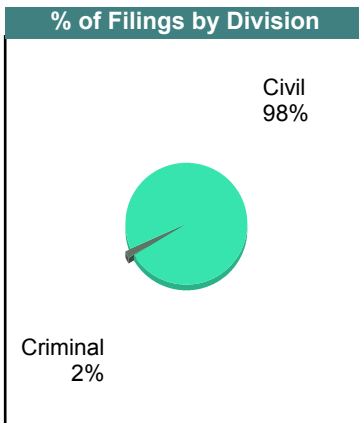
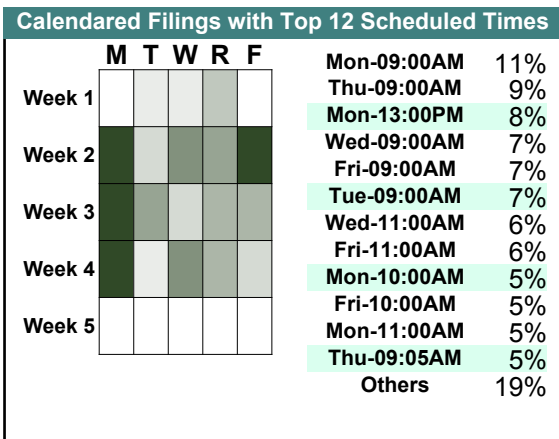


		<u>Filings</u>	<u>Hearings</u>	<u>Transactions</u>	<u>Concluded</u>	<u>Cont</u>
<u>Criminal</u>						
Capias	CA	7	8	8	8	-
Show Cause	SC	108	117	117	98	16
Criminal Total		115	125	125	106	16
<u>Civil</u>						
Abstract	AJ	11	0	11	11	-
Counter Claim	CC	2	0	3	3	-
Detinue	DT	24	10	29	25	4
Garnishment	GA	486	91	582	491	91
Interrogatory	IN	186	96	310	214	96
Motion for Judgment	MJ	126	104	151	124	27
Other	OT	1	1	1	0	1
Protective Order	PO	27	5	30	25	5
Prelim Prot Order	PP	19	0	19	19	-
Show Cause	SC	10	4	10	7	3
Tenants Assertion	TA	2	1	3	2	1
Unlawful Detainer	UD	1,161	773	1,231	1,153	78
Warrant in Debt	WD	639	609	810	602	208
Civil Total		2,694	1,694	3,190	2,676	514
Newport News-Civil Totals		2,809	1,819	3,315	2,782	530

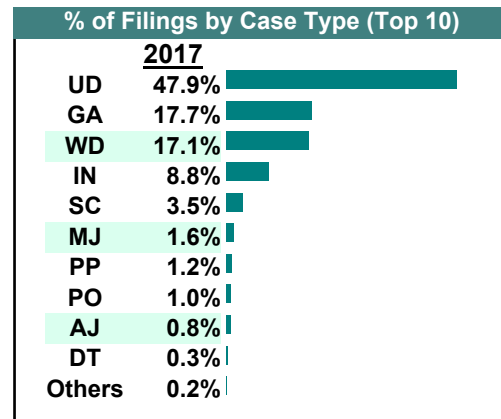
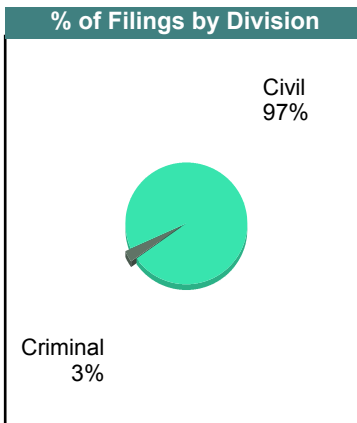
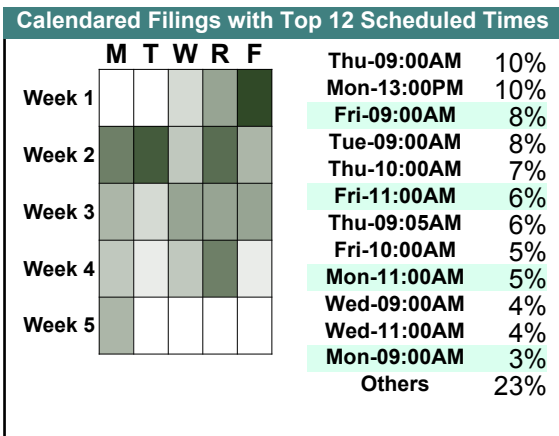


August 2017

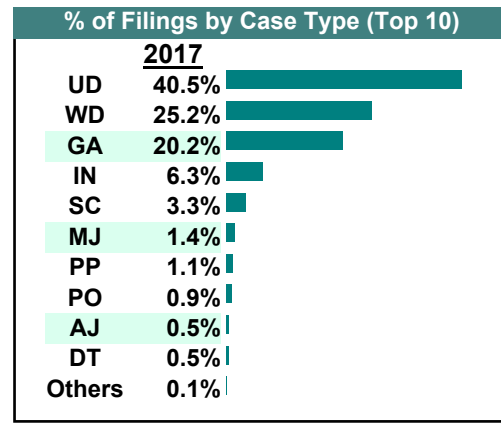
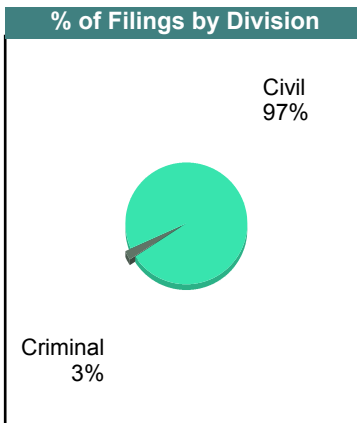
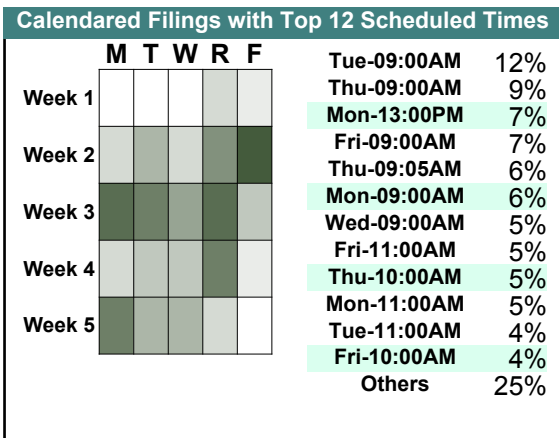
		<u>Filings</u>	<u>Hearings</u>	<u>Transactions</u>	<u>Concluded</u>	<u>Cont</u>
<u>Criminal</u>						
Capias	CA	3	3	3	3	-
Show Cause	SC	53	58	58	53	5
Criminal Total		56	61	61	56	5
<u>Civil</u>						
Abstract	AJ	8	0	8	8	-
Counter Claim	CC	0	0	1	1	-
Detinue	DT	11	3	11	9	2
Garnishment	GA	492	87	575	488	87
Interrogatory	IN	227	102	291	189	101
Motion for Judgment	MJ	94	83	110	85	25
Overweight	OC	1	0	1	1	-
Protective Order	PO	32	10	41	31	10
Prelim Prot Order	PP	25	0	25	25	-
Show Cause	SC	3	2	6	6	-
Tenants Assertion	TA	3	4	6	4	2
Third Party Claim	TH	0	0	1	1	-
Unlawful Detainer	UD	1,320	868	1,413	1,330	83
Warrant in Debt	WD	603	575	769	591	178
Civil Total		2,819	1,734	3,258	2,769	488
Newport News-Civil Totals		2,875	1,795	3,319	2,825	493



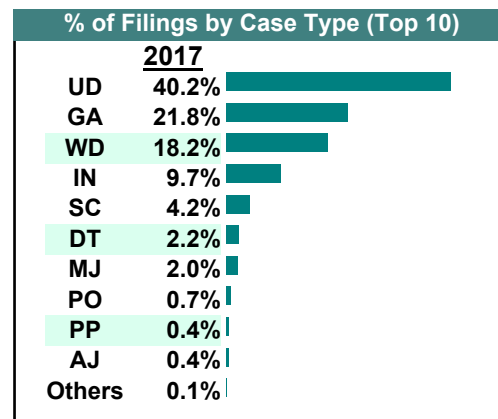
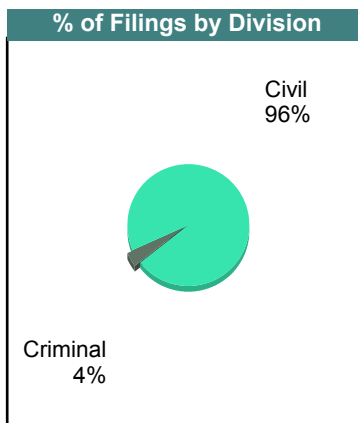
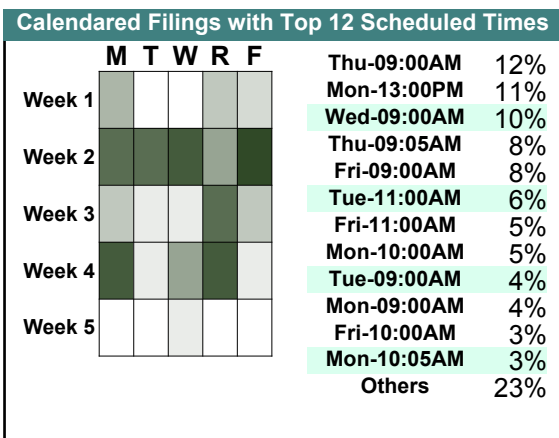
		<u>Filings</u>	<u>Hearings</u>	<u>Transactions</u>	<u>Concluded</u>	<u>Cont</u>
<u>Criminal</u>						
Capias	CA	3	4	4	2	1
Show Cause	SC	76	81	81	71	10
Criminal Total		79	85	85	73	11
<u>Civil</u>						
Abstract	AJ	21	0	21	21	-
Counter Claim	CC	1	2	2	0	2
Detinue	DT	7	5	10	7	3
Garnishment	GA	457	78	546	468	78
Interrogatory	IN	226	106	325	219	106
Motion for Judgment	MJ	42	38	46	34	12
Protective Order	PO	25	5	28	23	5
Prelim Prot Order	PP	31	0	31	31	-
Show Cause	SC	13	4	15	12	3
Tenants Assertion	TA	1	2	2	1	1
Unlawful Detainer	UD	1,235	816	1,297	1,230	67
Warrant in Debt	WD	440	463	597	422	175
Civil Total		2,499	1,519	2,920	2,468	452
Newport News-Civil Totals		2,578	1,604	3,005	2,541	463



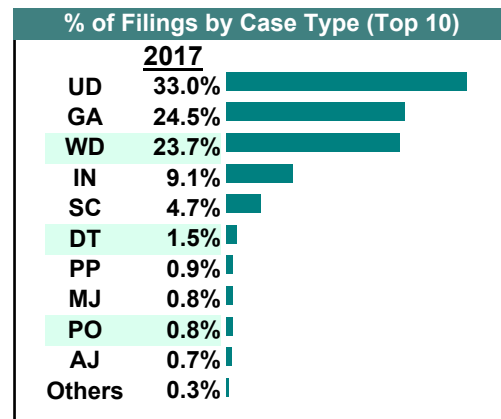
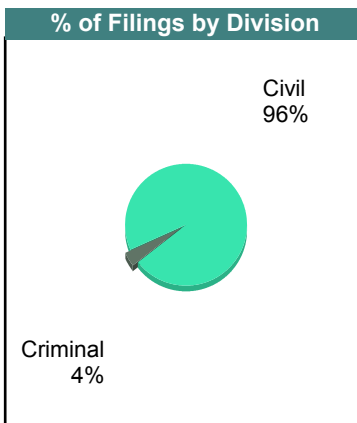
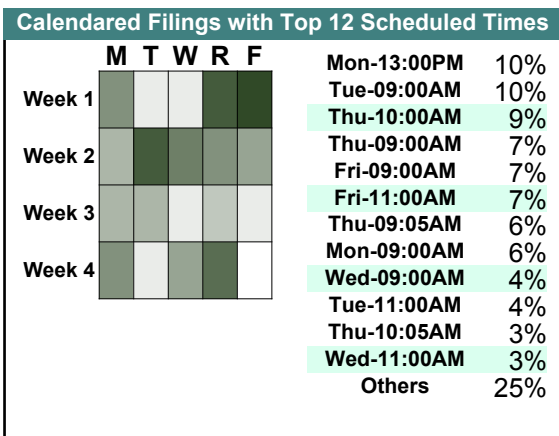
		<u>Filings</u>	<u>Hearings</u>	<u>Transactions</u>	<u>Concluded</u>	<u>Cont</u>
<u>Criminal</u>						
Capias	CA	1	1	1	0	1
Show Cause	SC	69	72	72	65	7
Criminal Total		70	73	73	65	8
<u>Civil</u>						
Abstract	AJ	13	0	13	13	-
Counter Claim	CC	0	0	1	1	-
Detinue	DT	12	13	21	18	3
Garnishment	GA	536	102	654	552	102
Interrogatory	IN	168	86	250	164	86
Motion for Judgment	MJ	38	34	53	41	12
Protective Order	PO	25	5	30	25	5
Prelim Prot Order	PP	30	0	30	30	-
Show Cause	SC	19	3	19	17	2
Tenants Assertion	TA	1	2	2	0	2
Unlawful Detainer	UD	1,077	793	1,158	1,084	74
Warrant in Debt	WD	669	660	850	634	216
Civil Total		2,588	1,698	3,081	2,579	502
Newport News-Civil Totals		2,658	1,771	3,154	2,644	510



		<u>Filings</u>	<u>Hearings</u>	<u>Transactions</u>	<u>Concluded</u>	<u>Cont</u>
<u>Criminal</u>						
Show Cause	SC	98	104	104	101	3
Criminal Total		98	104	104	101	3
<u>Civil</u>						
Abstract	AJ	10	0	10	10	-
Counter Claim	CC	2	2	2	1	1
Detinue	DT	57	35	60	48	12
Garnishment	GA	556	106	666	560	106
Interrogatory	IN	249	89	362	273	89
Motion for Judgment	MJ	52	42	63	52	11
Protective Order	PO	19	4	25	21	4
Prelim Prot Order	PP	11	0	11	11	-
Show Cause	SC	9	4	16	16	-
Tenants Assertion	TA	1	3	3	2	1
Third Party Claim	TH	0	1	1	0	1
Unlawful Detainer	UD	1,027	681	1,096	1,032	64
Warrant in Debt	WD	464	466	631	480	151
Civil Total		2,457	1,433	2,946	2,506	440
Newport News-Civil Totals		2,555	1,537	3,050	2,607	443

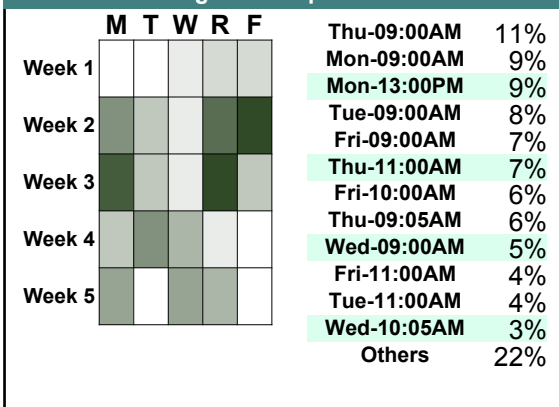


		<u>Filings</u>	<u>Hearings</u>	<u>Transactions</u>	<u>Concluded</u>	<u>Cont</u>
<u>Criminal</u>						
Show Cause	SC	89	98	98	96	2
Criminal Total		89	98	98	96	2
<u>Civil</u>						
Abstract	AJ	15	0	15	15	-
Counter Claim	CC	1	1	1	0	1
Detinue	DT	33	33	42	33	9
Garnishment	GA	545	124	654	530	124
Interrogatory	IN	203	91	312	221	91
Motion for Judgment	MJ	18	21	27	19	8
Other	OT	2	0	2	2	-
Protective Order	PO	18	7	24	17	7
Prelim Prot Order	PP	20	0	20	20	-
Show Cause	SC	15	6	16	11	5
Tenants Assertion	TA	3	2	4	3	1
Third Party Claim	TH	1	1	1	0	1
Unlawful Detainer	UD	736	523	829	754	75
Warrant in Debt	WD	529	535	763	570	193
Civil Total		2,139	1,344	2,710	2,195	515
Newport News-Civil Totals		2,228	1,442	2,808	2,291	517

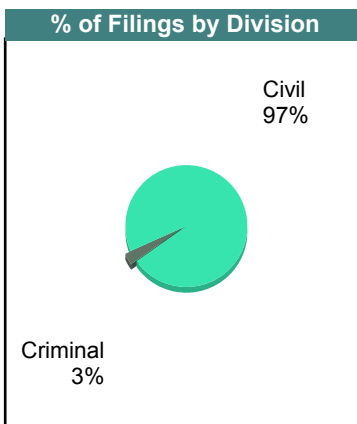


		<u>Filings</u>	<u>Hearings</u>	<u>Transactions</u>	<u>Concluded</u>	<u>Cont</u>
<u>Criminal</u>						
Show Cause	SC	89	107	107	98	8
Criminal Total		89	107	107	98	8
<u>Civil</u>						
Abstract	AJ	18	0	18	18	-
Counter Claim	CC	1	2	3	2	1
Detinue	DT	37	24	41	39	2
Garnishment	GA	525	110	637	527	110
Interrogatory	IN	250	105	372	267	104
Motion for Judgment	MJ	73	61	87	75	12
Protective Order	PO	11	7	30	23	7
Prelim Prot Order	PP	17	1	18	17	1
Show Cause	SC	12	4	13	12	1
Unlawful Detainer	UD	1,319	744	1,402	1,329	73
Warrant in Debt	WD	606	563	783	567	216
Civil Total		2,869	1,621	3,404	2,876	527
Newport News-Civil Totals		2,958	1,728	3,511	2,974	535

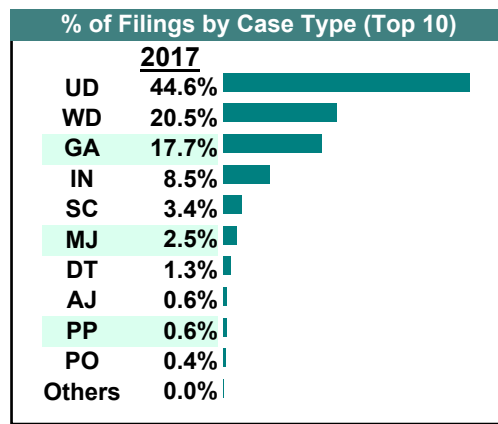
Calendared Filings with Top 12 Scheduled Times



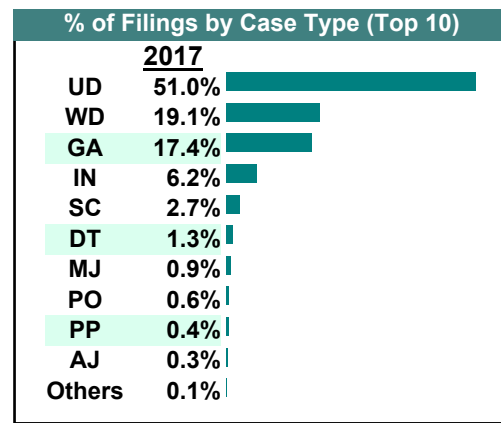
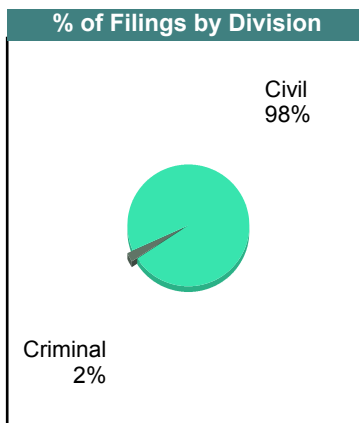
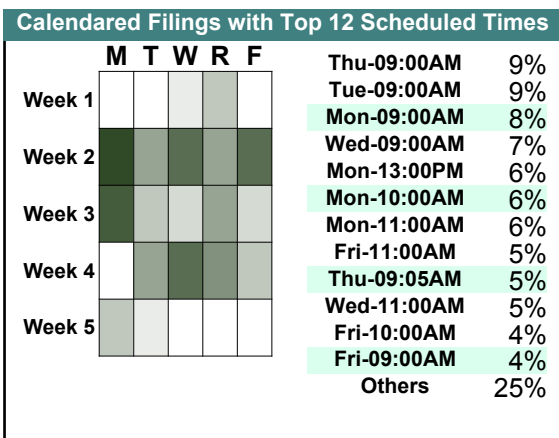
% of Filings by Division



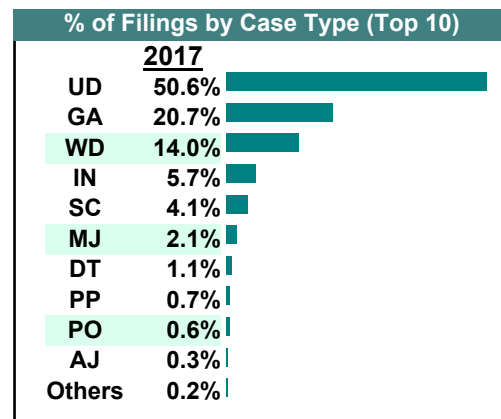
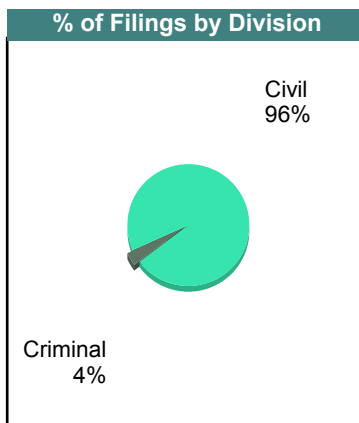
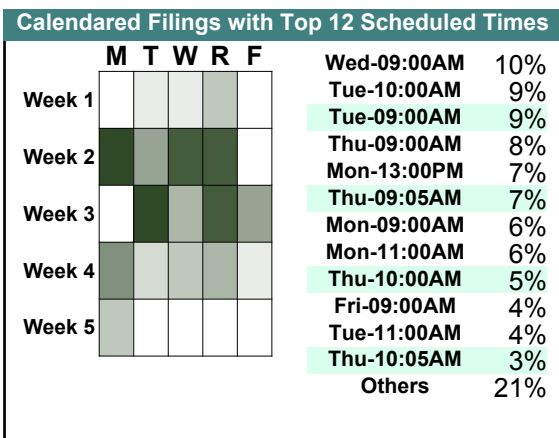
% of Filings by Case Type (Top 10)



		<u>Filings</u>	<u>Hearings</u>	<u>Transactions</u>	<u>Concluded</u>	<u>Cont</u>
<u>Criminal</u>						
Show Cause	SC	63	73	73	64	9
Criminal Total		63	73	73	64	9
<u>Civil</u>						
Abstract	AJ	7	0	7	7	-
Counter Claim	CC	0	3	4	1	3
Detinue	DT	33	23	42	37	5
Garnishment	GA	456	90	534	444	90
Interrogatory	IN	163	91	245	154	91
Motion for Judgment	MJ	24	33	42	33	9
Other	OT	2	0	2	2	-
Protective Order	PO	15	5	21	16	5
Prelim Prot Order	PP	11	0	11	11	-
Show Cause	SC	7	3	8	6	2
Tenants Assertion	TA	0	1	1	0	1
Unlawful Detainer	UD	1,334	900	1,410	1,325	85
Warrant in Debt	WD	500	525	673	495	178
Civil Total		2,552	1,674	3,000	2,531	469
Newport News-Civil Totals		2,615	1,747	3,073	2,595	478

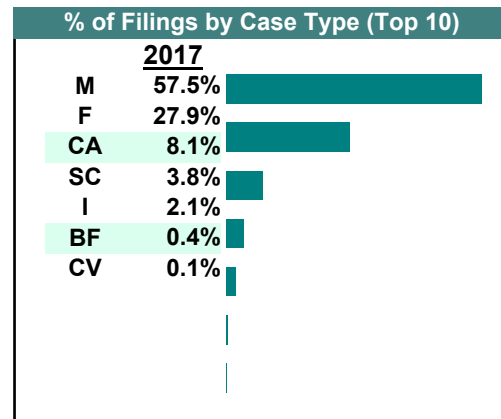
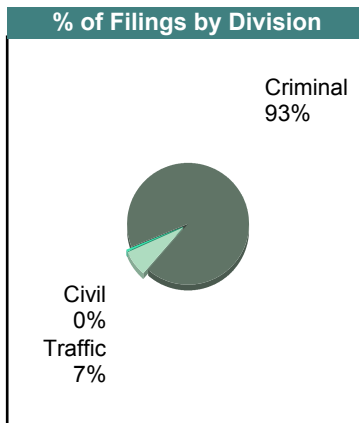
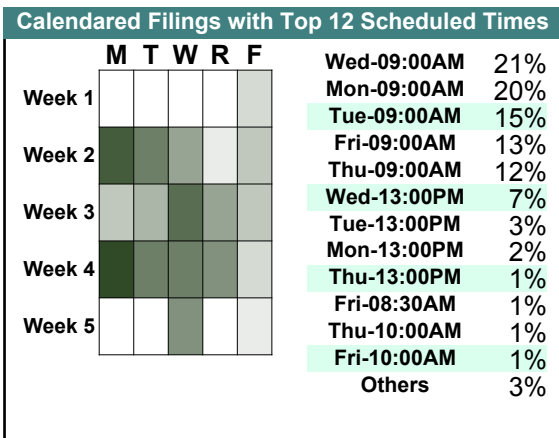


		<u>Filings</u>	<u>Hearings</u>	<u>Transactions</u>	<u>Concluded</u>	<u>Cont</u>
<u>Criminal</u>						
Show Cause	SC	85	102	102	75	27
Criminal Total		85	102	102	75	27
<u>Civil</u>						
Abstract	AJ	6	0	6	6	-
Detinue	DT	26	22	30	24	6
Garnishment	GA	488	138	629	491	138
Interrogatory	IN	135	149	292	143	149
Motion for Judgment	MJ	50	48	60	42	18
Other	OT	2	2	4	2	2
Protective Order	PO	14	11	26	15	11
Prelim Prot Order	PP	16	0	16	16	-
Petition-Restore Arms	PR	1	0	1	1	-
Show Cause	SC	11	5	15	11	4
Tenants Assertion	TA	2	2	3	1	2
Unlawful Detainer	UD	1,195	1,191	1,619	1,192	427
Warrant in Debt	WD	331	391	525	361	164
Civil Total		2,277	1,959	3,226	2,305	921
Newport News-Civil Totals		2,362	2,061	3,328	2,380	948



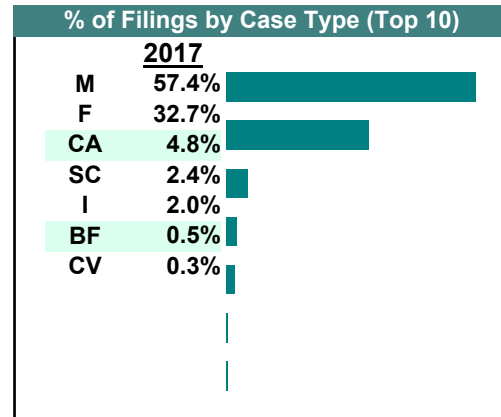
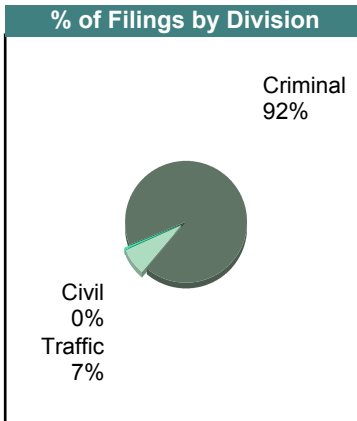
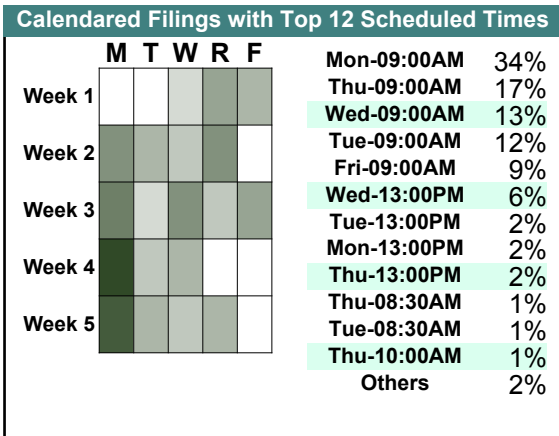
December 2017

		<u>Filings</u>	<u>Hearings</u>	<u>Transactions</u>	<u>Concluded</u>	<u>Cont</u>
<u>Criminal</u>						
Capias	CA	52	142	142	69	73
Civil Violation	CV	1	2	2	1	1
Felony	F	188	554	609	192	415
Misdemeanor	M	364	1,008	1,021	398	620
Show Cause	SC	23	48	48	29	19
Criminal Total		628	1,754	1,822	689	1,128
<u>Traffic</u>						
Capias	CA	3	5	5	2	3
Felony	F	1	6	6	3	3
Infraction	I	14	44	44	14	30
Misdemeanor	M	26	104	108	29	77
Show Cause	SC	3	4	4	1	3
Traffic Total		47	163	167	49	116
<u>Civil</u>						
Bond Forfeiture	BF	3	1	6	5	1
Civil Total		3	1	6	5	1
Newport News-Criminal Tot:		678	1,918	1,995	743	1,245



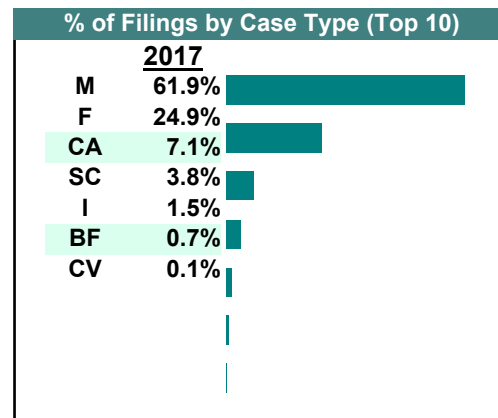
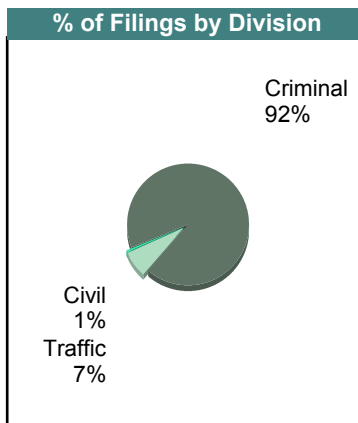
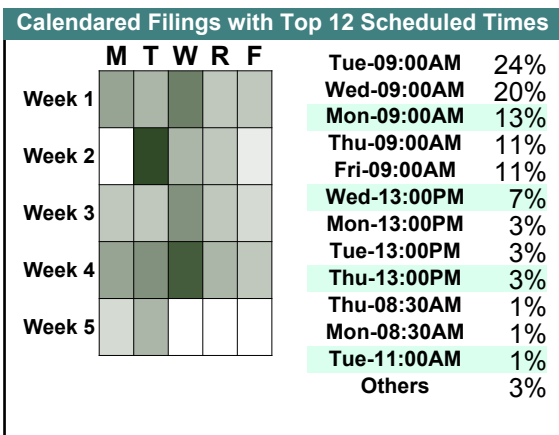
November 2017

		<u>Filings</u>	<u>Hearings</u>	<u>Transactions</u>	<u>Concluded</u>	<u>Cont</u>
<u>Criminal</u>						
Capias	CA	29	146	146	75	71
Civil Violation	CV	2	3	3	2	1
Felony	F	215	543	586	170	416
Misdemeanor	M	351	973	981	358	623
Show Cause	SC	16	51	51	28	23
Criminal Total		613	1,716	1,767	633	1,134
<u>Traffic</u>						
Capias	CA	3	9	9	5	4
Felony	F	2	7	7	0	7
Infraction	I	13	55	55	29	26
Misdemeanor	M	30	124	124	49	75
Show Cause	SC	0	2	2	2	-
Traffic Total		48	197	197	85	112
<u>Civil</u>						
Bond Forfeiture	BF	3	2	3	1	2
Civil Total		3	2	3	1	2
Newport News-Criminal Tot:		664	1,915	1,967	719	1,248

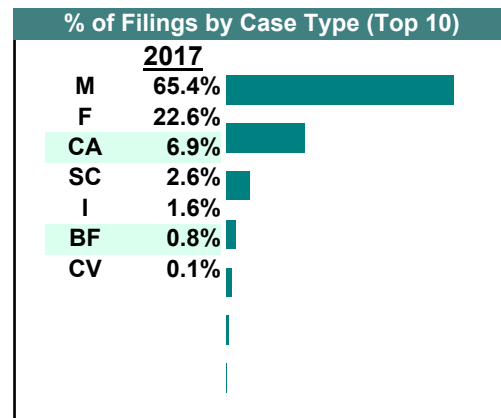
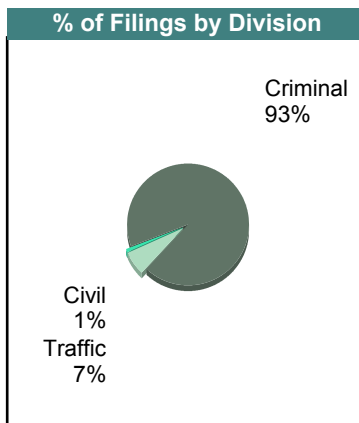
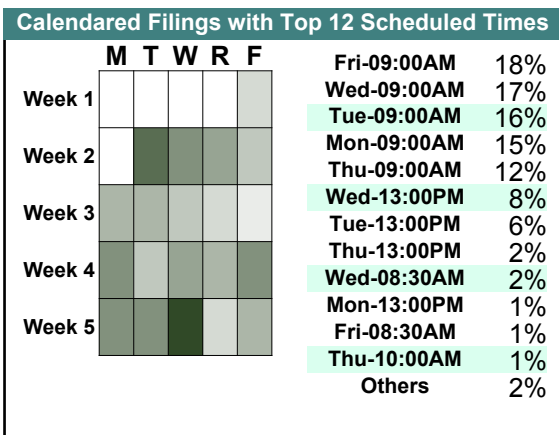


October 2017

		<u>Filings</u>	<u>Hearings</u>	<u>Transactions</u>	<u>Concluded</u>	<u>Cont</u>
<u>Criminal</u>						
Capias	CA	50	159	159	59	100
Civil Violation	CV	1	2	2	2	-
Felony	F	181	607	715	258	457
Misdemeanor	M	418	1,411	1,429	614	815
Show Cause	SC	28	65	65	22	43
Criminal Total		678	2,244	2,370	955	1,415
<u>Traffic</u>						
Capias	CA	2	8	8	1	7
Civil Violation	CV	0	0	1	1	-
Felony	F	2	10	11	6	5
Infraction	I	11	63	63	22	41
Misdemeanor	M	37	154	156	52	104
Show Cause	SC	0	3	3	2	1
Traffic Total		52	238	242	84	158
<u>Civil</u>						
Bond Forfeiture	BF	5	4	9	5	4
Civil Total		5	4	9	5	4
Newport News-Criminal Tot:		735	2,486	2,621	1,044	1,577

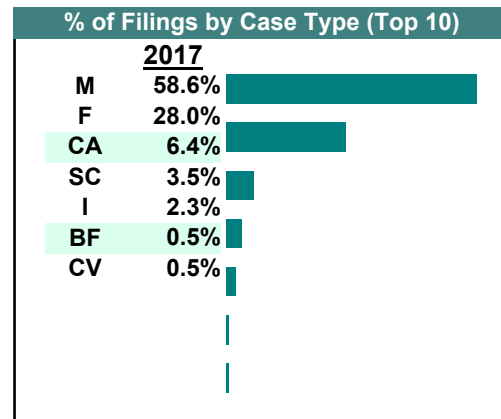
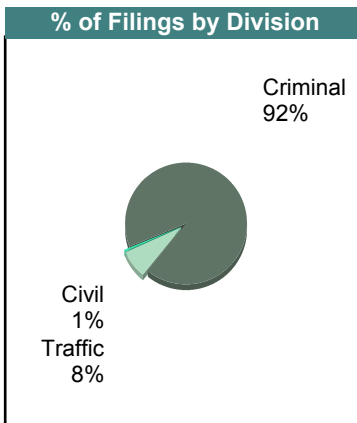
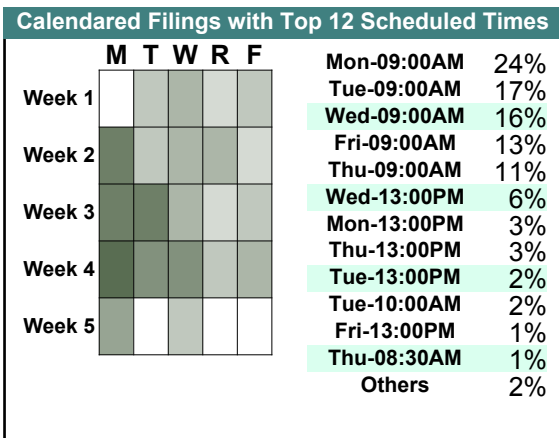


		<u>Filings</u>	<u>Hearings</u>	<u>Transactions</u>	<u>Concluded</u>	<u>Cont</u>
<u>Criminal</u>						
Capias	CA	53	186	186	71	114
Civil Violation	CV	1	2	2	2	-
Felony	F	177	630	697	224	473
Misdemeanor	M	488	1,272	1,295	457	838
Show Cause	SC	20	63	63	33	30
Criminal Total		739	2,153	2,243	787	1,455
<u>Traffic</u>						
Capias	CA	2	7	7	4	3
Civil Violation	CV	0	1	1	0	1
Felony	F	3	7	7	1	6
Infraction	I	13	54	54	22	32
Misdemeanor	M	33	114	115	39	76
Show Cause	SC	1	4	4	1	3
Traffic Total		52	187	188	67	121
<u>Civil</u>						
Bond Forfeiture	BF	6	6	11	8	3
Civil Total		6	6	11	8	3
Newport News-Criminal Tot:		797	2,346	2,442	862	1,579



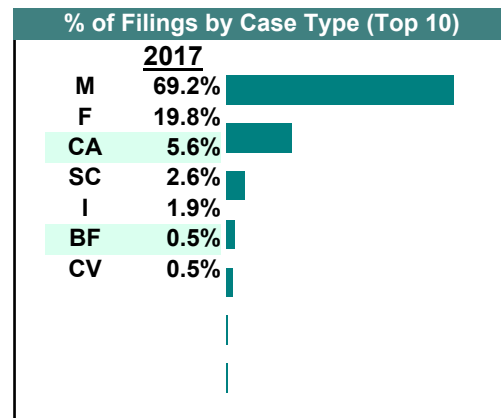
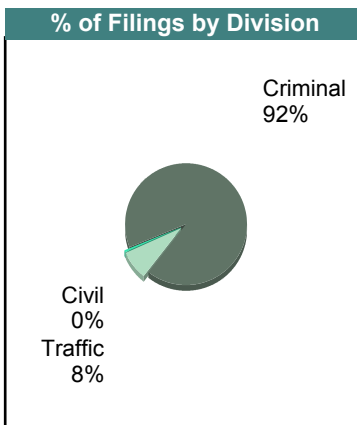
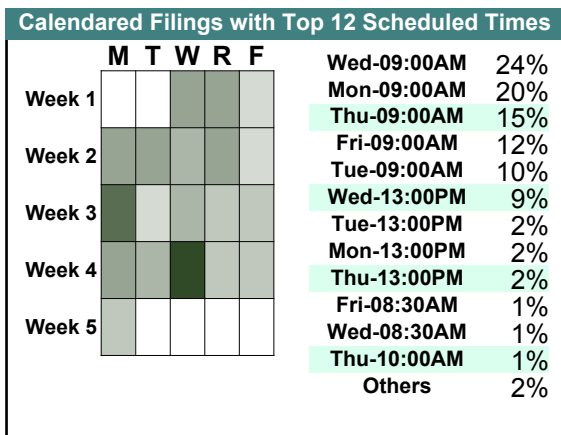
August 2017

		<u>Filings</u>	<u>Hearings</u>	<u>Transactions</u>	<u>Concluded</u>	<u>Cont</u>
<u>Criminal</u>						
Capias	CA	46	160	160	58	102
Civil Violation	CV	4	4	5	3	2
Felony	F	206	608	669	202	467
Misdemeanor	M	395	1,009	1,016	356	659
Show Cause	SC	24	57	57	29	28
Criminal Total		675	1,838	1,907	648	1,258
<u>Traffic</u>						
Capias	CA	1	2	2	0	2
Felony	F	0	19	22	15	7
Infraction	I	17	52	52	18	34
Misdemeanor	M	36	127	127	34	93
Show Cause	SC	2	3	3	0	3
Traffic Total		56	203	206	67	139
<u>Civil</u>						
Bond Forfeiture	BF	4	1	9	9	-
Civil Total		4	1	9	9	0
Newport News-Criminal Tot:		735	2,042	2,122	724	1,397



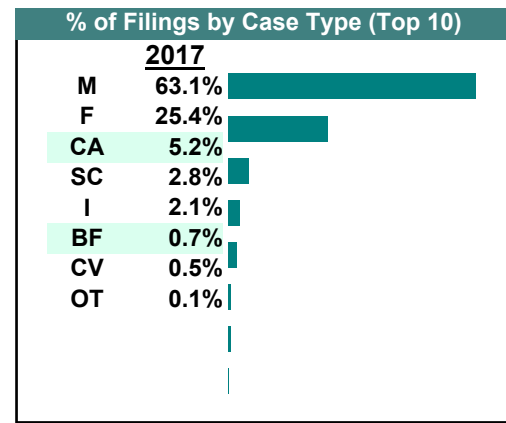
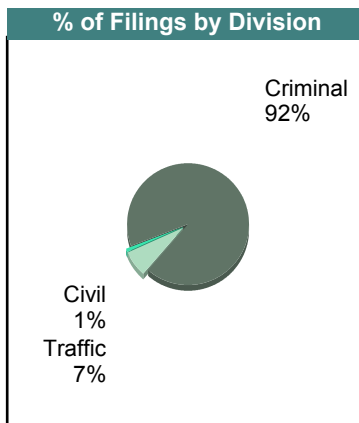
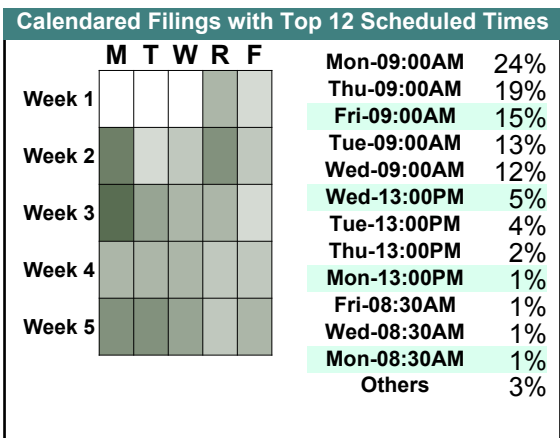
July 2017

		Filings	Hearings	Transactions	Concluded	Cont
<u>Criminal</u>						
Capias	CA	46	151	151	50	101
Civil Violation	CV	4	5	5	4	1
Felony	F	172	539	611	180	431
Misdemeanor	M	564	1,367	1,386	504	882
Show Cause	SC	22	62	62	24	38
Criminal Total		808	2,124	2,215	762	1,453
<u>Traffic</u>						
Capias	CA	3	7	7	2	5
Civil Violation	CV	0	1	1	0	1
Felony	F	2	9	9	1	8
Infraction	I	17	59	59	17	42
Misdemeanor	M	45	127	128	32	96
Show Cause	SC	1	2	2	0	2
Traffic Total		68	205	206	52	154
<u>Civil</u>						
Bond Forfeiture	BF	4	5	9	5	4
Civil Total		4	5	9	5	4
Newport News-Criminal Tot:		880	2,334	2,430	819	1,611

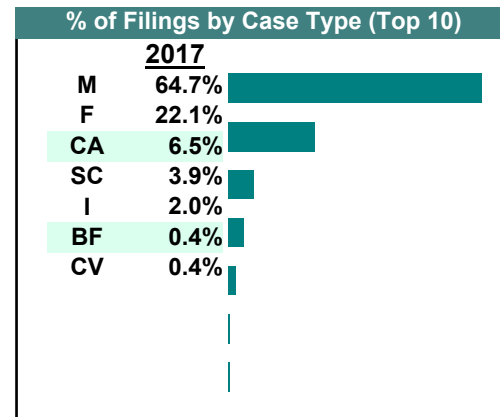
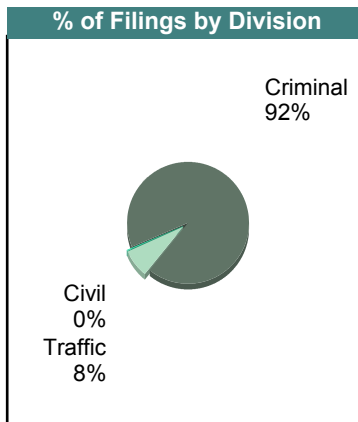
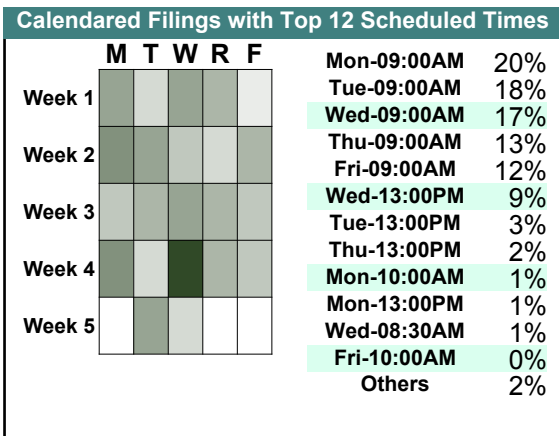


June 2017

		Filings	Hearings	Transactions	Concluded	Cont
<u>Criminal</u>						
Capias	CA	39	154	154	56	98
Civil Violation	CV	3	3	3	3	-
Felony	F	185	797	874	316	558
Misdemeanor	M	443	1,357	1,383	584	799
Show Cause	SC	20	53	53	24	29
Criminal Total		690	2,364	2,467	983	1,484
<u>Traffic</u>						
Capias	CA	0	4	4	1	3
Civil Violation	CV	1	1	1	0	1
Felony	F	5	11	12	1	11
Infraction	I	16	70	70	22	48
Misdemeanor	M	29	140	140	39	101
Show Cause	SC	1	2	2	1	1
Traffic Total		52	228	229	64	165
<u>Civil</u>						
Bond Forfeiture	BF	5	2	7	5	2
Other	OT	1	0	1	1	-
Civil Total		6	2	8	6	2
Newport News-Criminal Tot:		748	2,594	2,704	1,053	1,651

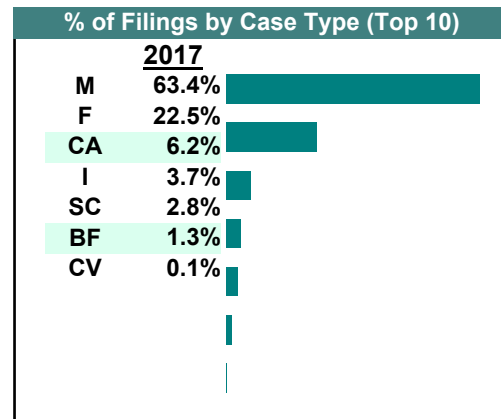
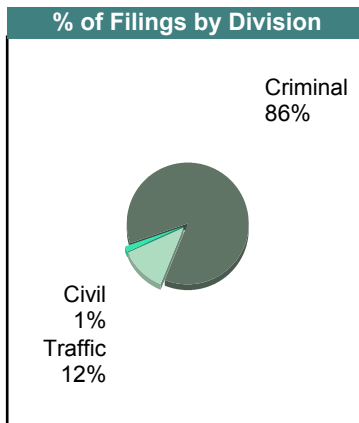
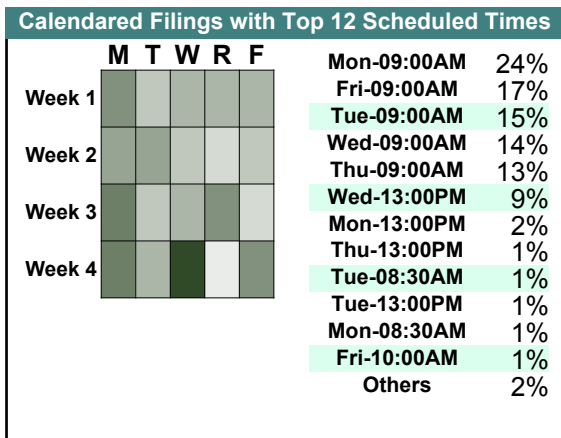


		<u>Filings</u>	<u>Hearings</u>	<u>Transactions</u>	<u>Concluded</u>	<u>Cont</u>
<u>Criminal</u>						
Capias	CA	49	148	148	57	91
Civil Violation	CV	3	6	6	3	3
Felony	F	161	734	830	357	473
Misdemeanor	M	449	1,289	1,306	458	847
Show Cause	SC	28	63	63	36	27
Criminal Total		690	2,240	2,353	911	1,441
<u>Traffic</u>						
Felony	F	5	18	18	1	17
Infraction	I	15	58	58	20	38
Misdemeanor	M	36	148	148	46	102
Show Cause	SC	1	2	2	1	1
Traffic Total		57	226	226	68	158
<u>Civil</u>						
Bond Forfeiture	BF	3	1	6	5	1
Civil Total		3	1	6	5	1
Newport News-Criminal Tot:		750	2,467	2,585	984	1,600

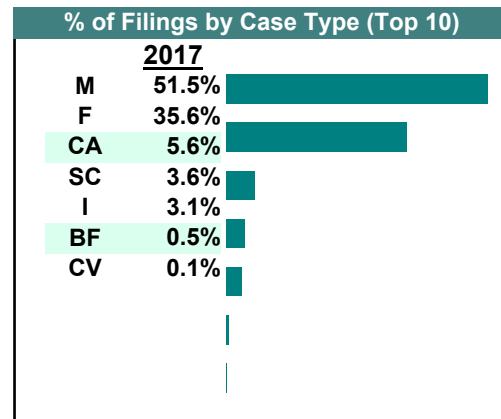
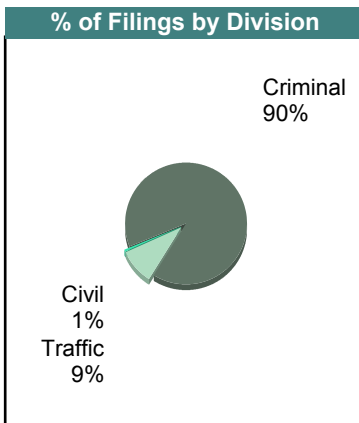
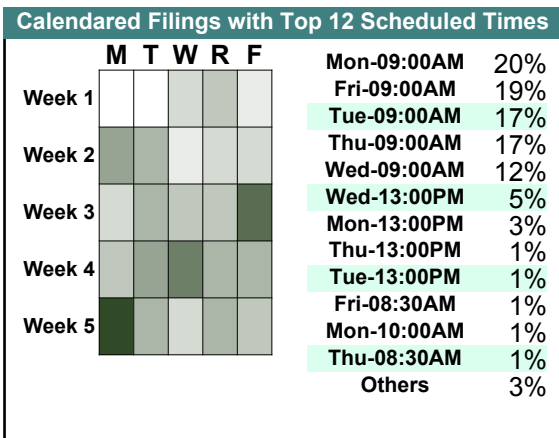


April 2017

		<u>Filings</u>	<u>Hearings</u>	<u>Transactions</u>	<u>Concluded</u>	<u>Cont</u>
<u>Criminal</u>						
Capias	CA	46	144	144	39	105
Civil Violation	CV	1	1	1	0	1
Felony	F	168	624	673	166	507
Misdemeanor	M	424	1,101	1,116	371	745
Show Cause	SC	20	64	64	18	46
Criminal Total		659	1,934	1,998	594	1,404
<u>Traffic</u>						
Capias	CA	1	5	5	2	3
Felony	F	4	9	12	4	8
Infraction	I	28	68	68	9	59
Misdemeanor	M	60	135	135	17	118
Show Cause	SC	1	4	4	3	1
Traffic Total		94	221	224	35	189
<u>Civil</u>						
Bond Forfeiture	BF	10	11	17	7	10
Civil Total		10	11	17	7	10
Newport News-Criminal Tot:		763	2,166	2,239	636	1,603

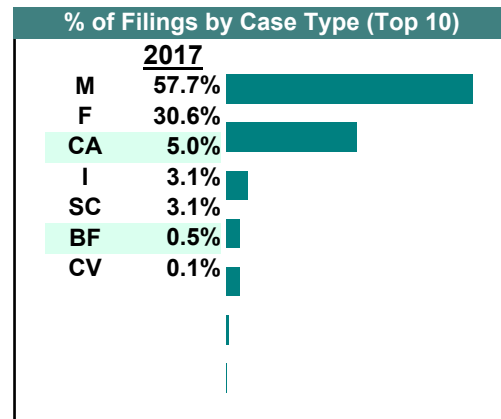
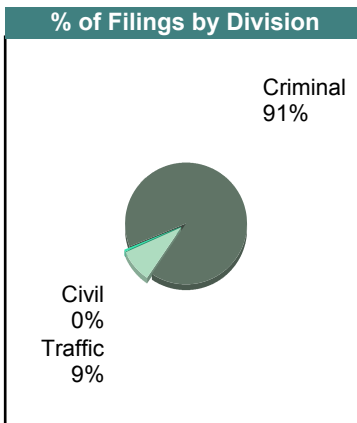
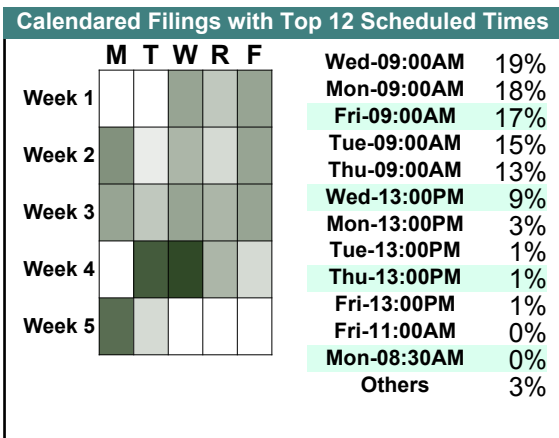


		<u>Filings</u>	<u>Hearings</u>	<u>Transactions</u>	<u>Concluded</u>	<u>Cont</u>
<u>Criminal</u>						
Capias	CA	51	150	150	48	102
Civil Violation	CV	1	1	1	1	-
Felony	F	344	1,063	1,135	363	772
Misdemeanor	M	444	1,352	1,369	468	901
Show Cause	SC	33	57	57	27	30
Criminal Total		873	2,623	2,712	907	1,805
<u>Traffic</u>						
Capias	CA	3	5	5	1	4
Felony	F	1	11	13	2	11
Infraction	I	30	74	74	16	58
Misdemeanor	M	55	156	156	39	116
Show Cause	SC	2	3	3	1	2
Traffic Total		91	249	251	59	191
<u>Civil</u>						
Bond Forfeiture	BF	5	2	12	10	2
Civil Total		5	2	12	10	2
Newport News-Criminal Tot:		969	2,874	2,975	976	1,998



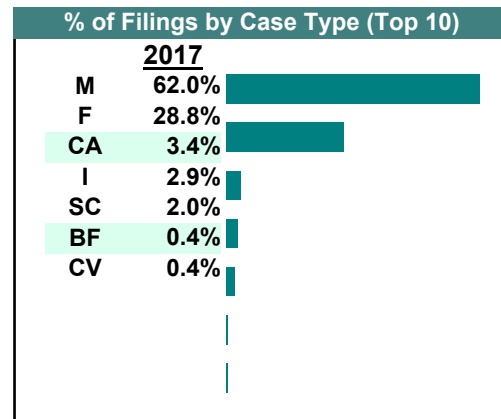
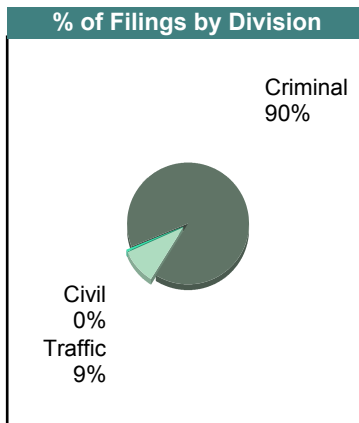
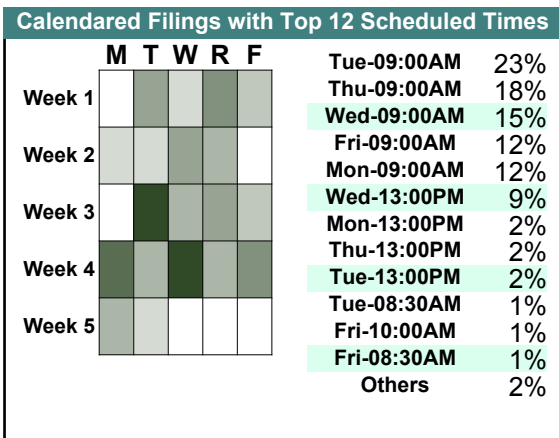
February 2017

		<u>Filings</u>	<u>Hearings</u>	<u>Transactions</u>	<u>Concluded</u>	<u>Cont</u>
<u>Criminal</u>						
Capias	CA	38	152	152	42	110
Civil Violation	CV	1	1	1	1	-
Felony	F	246	847	894	220	674
Misdemeanor	M	434	1,341	1,350	393	957
Show Cause	SC	20	62	62	30	32
Criminal Total		739	2,403	2,459	686	1,773
<u>Traffic</u>						
Capias	CA	3	6	6	1	5
Felony	F	3	19	20	2	18
Infraction	I	25	73	73	15	58
Misdemeanor	M	36	158	158	41	117
Show Cause	SC	5	8	8	4	4
Traffic Total		72	264	265	63	202
<u>Civil</u>						
Bond Forfeiture	BF	4	4	10	6	4
Civil Total		4	4	10	6	4
Newport News-Criminal Tot:		815	2,671	2,734	755	1,979

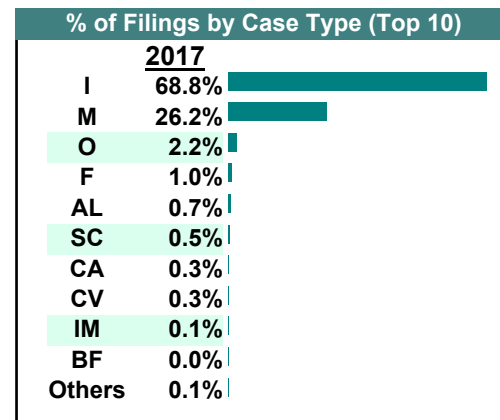
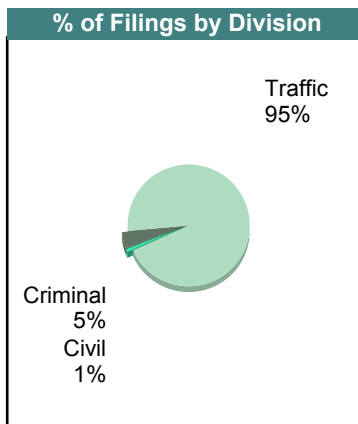
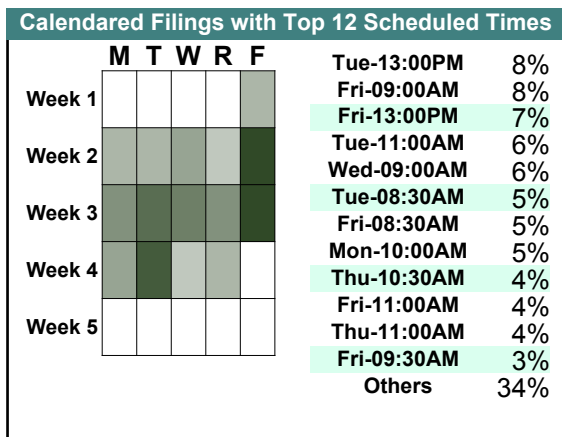


January 2017

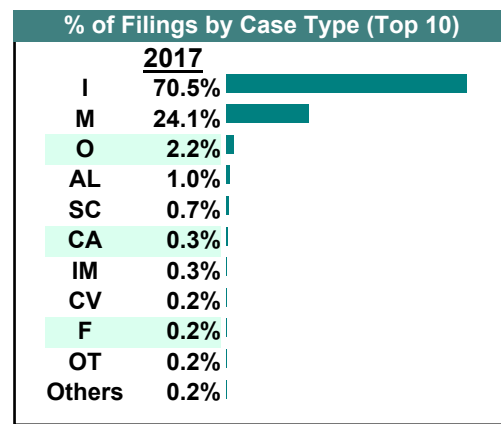
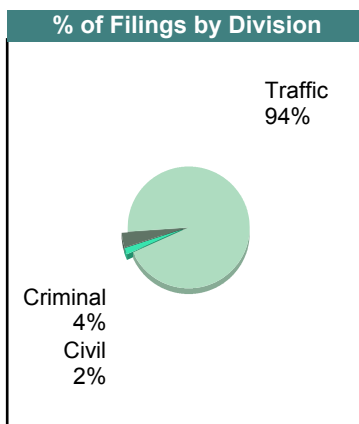
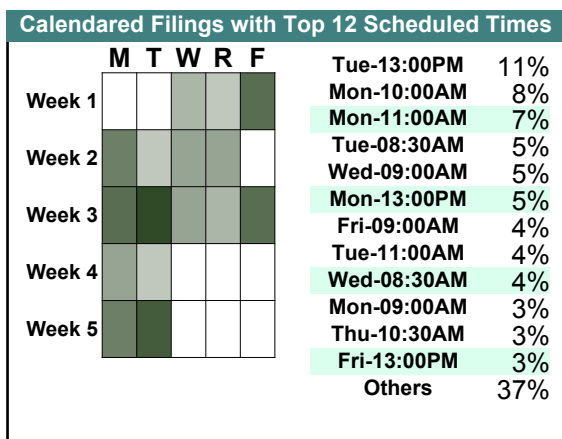
		<u>Filings</u>	<u>Hearings</u>	<u>Transactions</u>	<u>Concluded</u>	<u>Cont</u>
<u>Criminal</u>						
Capias	CA	29	111	111	26	85
Civil Violation	CV	4	4	4	4	-
Felony	F	268	773	797	110	687
Misdemeanor	M	527	1,394	1,407	392	1,015
Show Cause	SC	17	77	77	24	53
Criminal Total		845	2,359	2,396	556	1,840
<u>Traffic</u>						
Capias	CA	3	3	3	1	2
Felony	F	2	6	6	0	6
Infraction	I	27	52	52	7	45
Misdemeanor	M	54	135	135	14	121
Show Cause	SC	2	5	5	3	2
Traffic Total		88	201	201	25	176
<u>Civil</u>						
Bond Forfeiture	BF	4	10	12	3	9
Civil Total		4	10	12	3	9
Newport News-Criminal Tot:		937	2,570	2,609	584	2,025



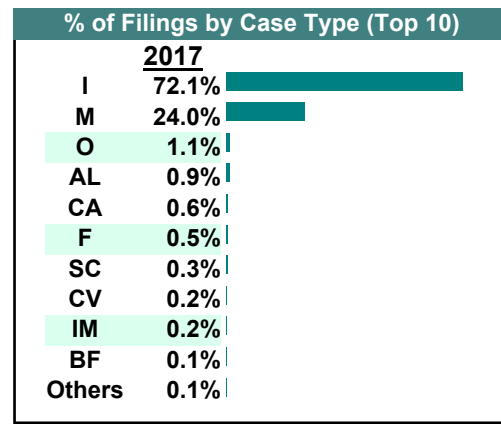
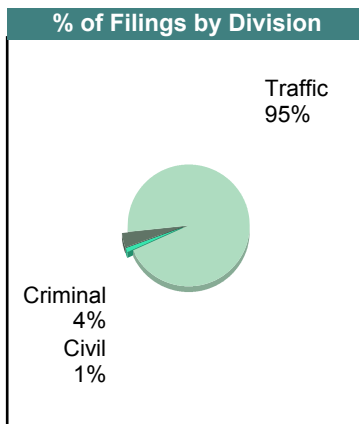
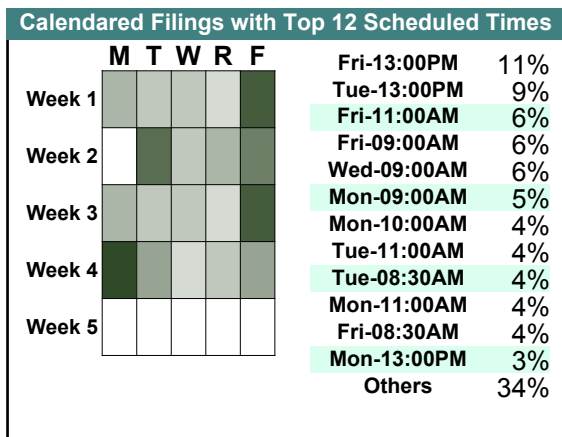
		Filings	Hearings	Transactions	Concluded	Cont
<u>Criminal</u>						
Capias	CA	4	18	18	10	8
Civil Violation	CV	6	21	21	5	16
Felony	F	22	58	58	17	41
Misdemeanor	M	63	192	192	72	120
Motion	MO	1	1	1	1	-
Show Cause	SC	8	14	14	4	10
Criminal Total		104	304	304	109	195
<u>Traffic</u>						
Capias	CA	2	32	32	11	21
Infraction	I	1,582	1,451	1,980	1,551	429
Misdemeanor	M	540	1,037	1,037	573	464
Other	O	50	42	57	55	2
Show Cause	SC	3	6	6	2	4
Traffic Total		2,177	2,568	3,112	2,192	920
<u>Civil</u>						
Admin License	AL	15	4	17	13	3
Bond Forfeiture	BF	1	4	4	1	3
Impoundment	IM	2	0	2	2	-
Other	OT	1	0	1	1	-
Civil Total		19	8	24	17	6
Newport News-Traffic Totals		2,300	2,880	3,440	2,318	1,121



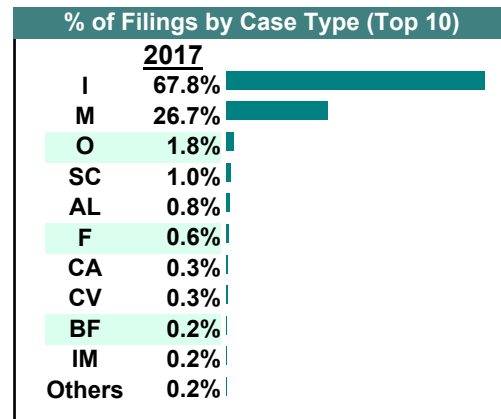
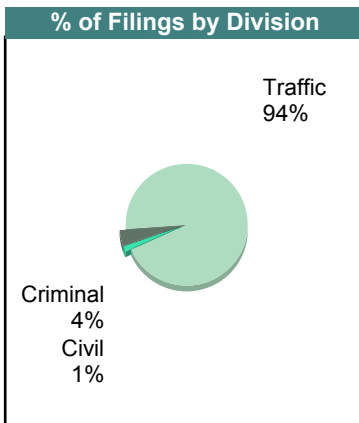
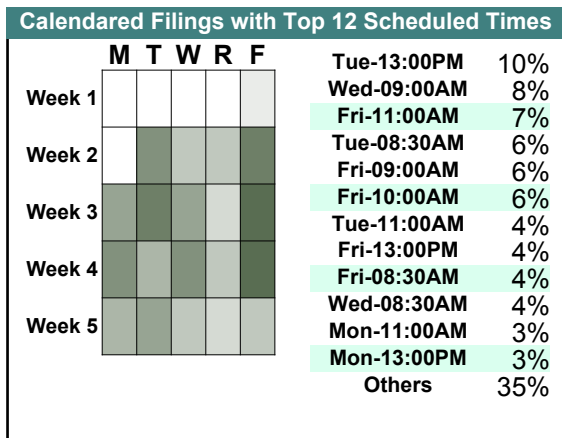
		Filings	Hearings	Transactions	Concluded	Cont
<u>Criminal</u>						
Capias	CA	5	18	18	7	11
Civil Violation	CV	5	17	17	5	12
Felony	F	5	48	48	13	35
Misdemeanor	M	55	202	202	67	135
Show Cause	SC	12	20	20	11	9
Criminal Total		82	305	305	103	202
<u>Traffic</u>						
Capias	CA	2	21	21	6	15
Infraction	I	1,472	1,480	2,017	1,508	509
Misdemeanor	M	448	1,034	1,034	510	524
Other	O	46	26	49	40	9
Restricted O/L	RL	1	1	1	1	-
Show Cause	SC	3	6	6	4	2
Traffic Total		1,972	2,568	3,128	2,069	1,059
<u>Civil</u>						
Admin License	AL	21	0	22	22	-
Bond Forfeiture	BF	3	2	5	4	1
Impoundment	IM	6	0	6	6	-
Other	OT	5	1	5	4	-
Civil Total		35	3	38	36	1
Newport News-Traffic Totals		2,089	2,876	3,471	2,208	1,262



		Filings	Hearings	Transactions	Concluded	Cont
<u>Criminal</u>						
Capias	CA	8	23	23	10	13
Civil Violation	CV	5	28	28	8	20
Felony	F	15	64	64	17	47
Misdemeanor	M	80	264	265	83	182
Show Cause	SC	6	15	15	6	9
Criminal Total		114	394	395	124	271
<u>Traffic</u>						
Capias	CA	10	38	38	14	24
Felony	F	1	1	1	1	-
Infraction	I	2,169	1,927	2,687	2,129	558
Misdemeanor	M	642	1,208	1,209	605	604
Other	O	32	21	37	33	4
Show Cause	SC	4	14	14	11	3
Traffic Total		2,858	3,209	3,986	2,793	1,193
<u>Civil</u>						
Admin License	AL	28	9	30	21	4
Bond Forfeiture	BF	2	3	3	0	2
Impoundment	IM	5	2	5	3	-
Other	OT	2	1	2	1	-
Civil Total		37	15	40	25	6
Newport News-Traffic Totals		3,009	3,618	4,421	2,942	1,470

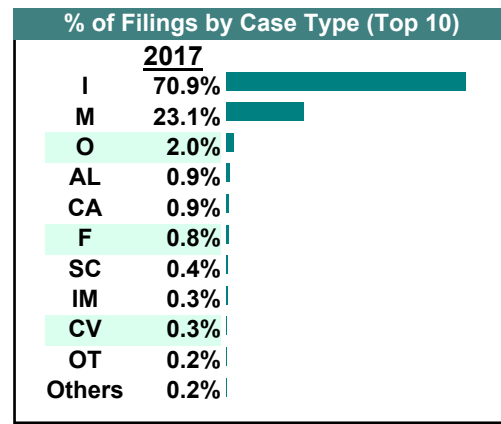
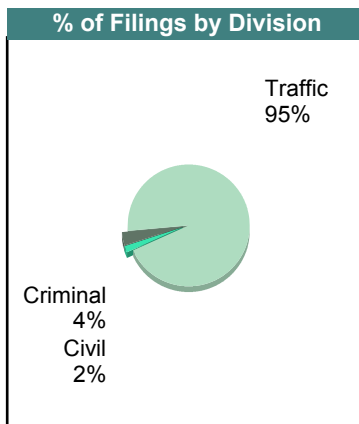
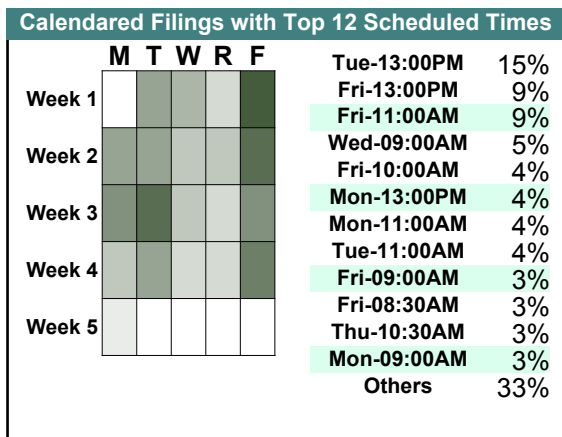


		<u>Filings</u>	<u>Hearings</u>	<u>Transactions</u>	<u>Concluded</u>	<u>Cont</u>
<u>Criminal</u>						
Capias	CA	1	11	11	3	8
Civil Violation	CV	7	27	27	8	19
Felony	F	15	63	63	17	46
Misdemeanor	M	77	271	271	85	186
Motion	MO	1	1	1	1	-
Show Cause	SC	12	24	24	18	6
Criminal Total		113	397	397	132	265
<u>Traffic</u>						
Capias	CA	8	48	48	24	24
Civil Violation	CV	2	2	2	2	-
Infraction	I	1,777	1,746	2,389	1,793	596
Misdemeanor	M	622	1,243	1,243	594	649
Other	O	48	35	59	53	6
Restricted O/L	RL	2	2	2	2	-
Show Cause	SC	15	23	23	10	13
Traffic Total		2,474	3,099	3,766	2,478	1,288
<u>Civil</u>						
Admin License	AL	22	1	22	21	1
Bond Forfeiture	BF	5	4	6	2	3
Impoundment	IM	5	1	5	4	-
Other	OT	2	0	2	2	-
Civil Total		34	6	35	29	4
Newport News-Traffic Total:		2,621	3,502	4,198	2,639	1,557

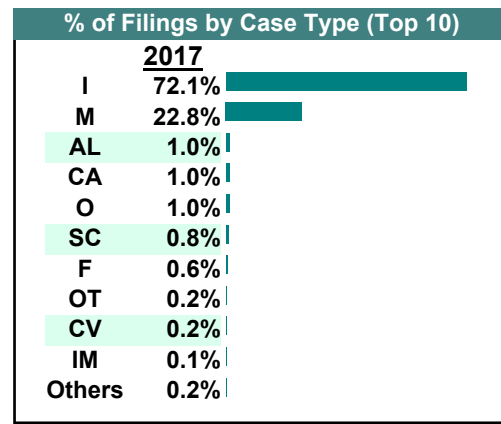
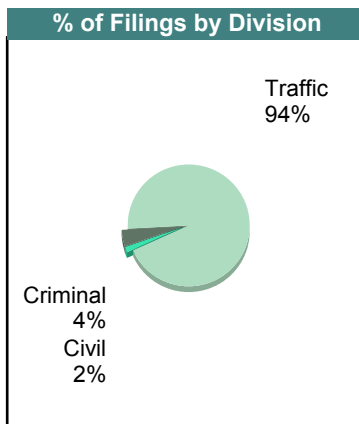
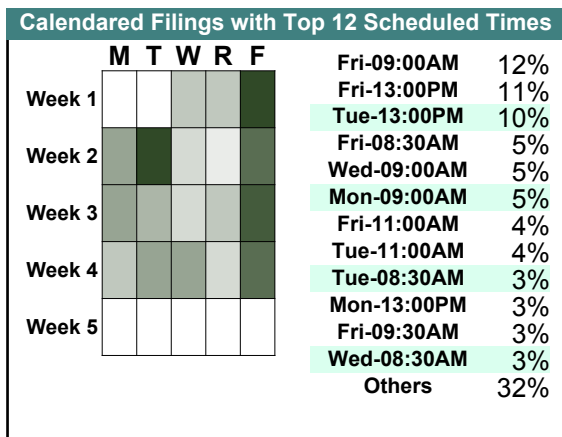


August 2017

		Filings	Hearings	Transactions	Concluded	Cont
<u>Criminal</u>						
Capias	CA	7	17	17	7	10
Civil Violation	CV	7	22	22	5	17
Felony	F	20	39	39	8	31
Misdemeanor	M	54	180	180	69	111
Show Cause	SC	5	17	17	13	4
Criminal Total		93	275	275	102	173
<u>Traffic</u>						
Capias	CA	15	56	56	33	23
Infraction	I	1,828	1,636	2,319	1,810	509
Misdemeanor	M	541	1,034	1,034	547	487
Other	O	52	37	58	48	10
Restricted O/L	RL	1	1	1	1	-
Show Cause	SC	6	11	11	9	2
Traffic Total		2,443	2,775	3,479	2,448	1,031
<u>Civil</u>						
Admin License	AL	23	1	24	23	-
Bond Forfeiture	BF	5	4	7	4	2
Impoundment	IM	8	2	8	6	-
Other	OT	6	1	7	6	1
Civil Total		42	8	46	39	3
Newport News-Traffic Totals		2,578	3,058	3,800	2,589	1,207

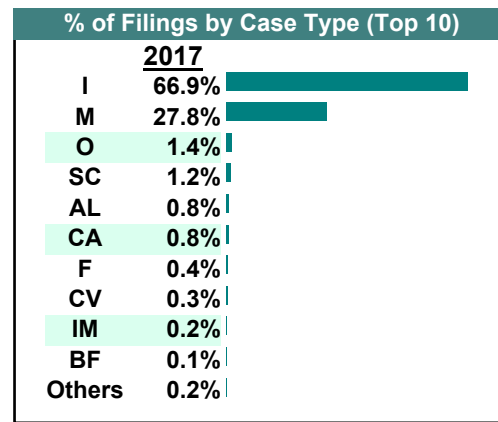
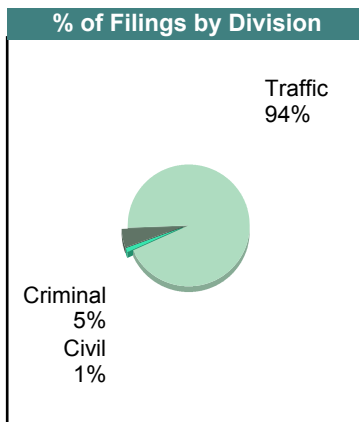
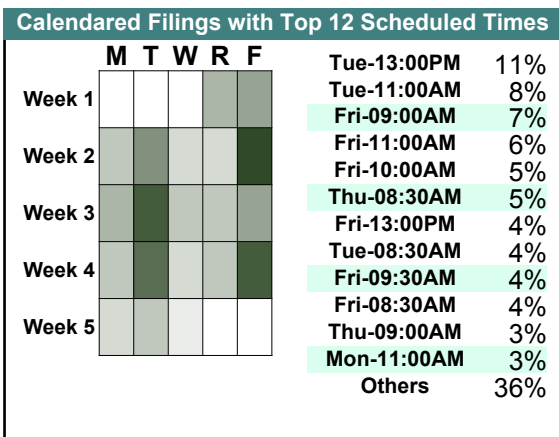


		Filings	Hearings	Transactions	Concluded	Cont
<u>Criminal</u>						
Capias	CA	10	17	17	5	12
Civil Violation	CV	5	32	32	10	22
Felony	F	18	54	54	12	42
Misdemeanor	M	77	295	295	89	206
Show Cause	SC	20	37	37	11	26
Criminal Total		130	435	435	127	308
<u>Traffic</u>						
Capias	CA	21	54	54	20	34
Infraction	I	2,202	1,916	2,714	2,157	557
Misdemeanor	M	618	1,225	1,225	673	552
Other	O	30	26	35	28	7
Restricted O/L	RL	2	2	2	2	-
Show Cause	SC	5	14	14	6	8
Traffic Total		2,878	3,237	4,044	2,886	1,158
<u>Civil</u>						
Admin License	AL	32	1	34	33	1
Bond Forfeiture	BF	3	5	7	3	4
Impoundment	IM	4	0	4	4	-
Other	OT	7	0	7	7	-
Civil Total		46	6	52	47	5
Newport News-Traffic Totals		3,054	3,678	4,531	3,060	1,471

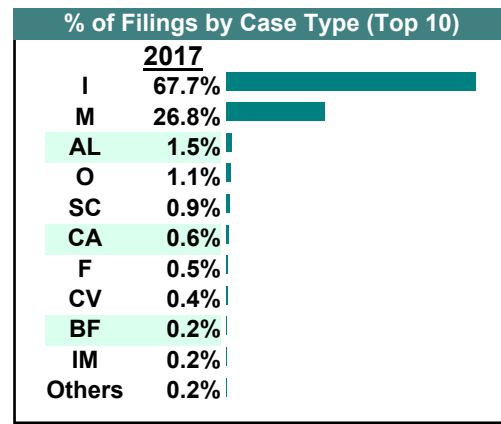
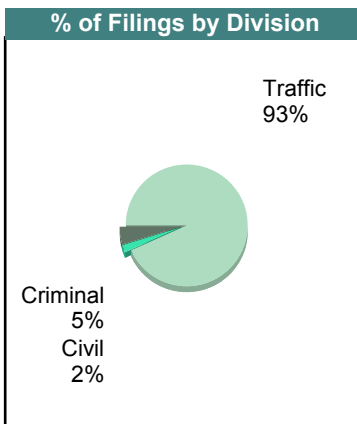
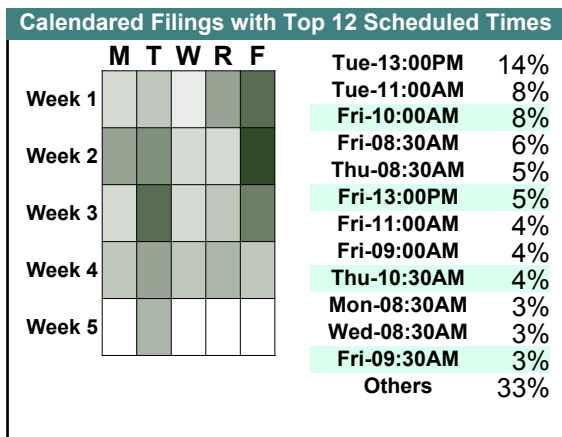


June 2017

		Filings	Hearings	Transactions	Concluded	Cont
<u>Criminal</u>						
Capias	CA	6	12	12	9	3
Civil Violation	CV	8	29	29	8	21
Felony	F	9	43	43	12	31
Misdemeanor	M	78	261	261	78	183
Show Cause	SC	20	32	32	17	15
Criminal Total		121	377	377	124	253
<u>Traffic</u>						
Capias	CA	13	59	59	32	27
Infraction	I	1,662	1,614	2,189	1,690	499
Misdemeanor	M	614	1,231	1,231	643	588
Other	O	35	28	38	33	5
Restricted O/L	RL	2	2	2	2	-
Show Cause	SC	9	24	24	14	10
Traffic Total		2,335	2,958	3,543	2,414	1,129
<u>Civil</u>						
Admin License	AL	20	1	21	20	1
Bond Forfeiture	BF	3	4	6	3	3
Impoundment	IM	5	0	5	5	-
Other	OT	2	0	2	2	-
Civil Total		30	5	34	30	4
Newport News-Traffic Totals		2,486	3,340	3,954	2,568	1,386

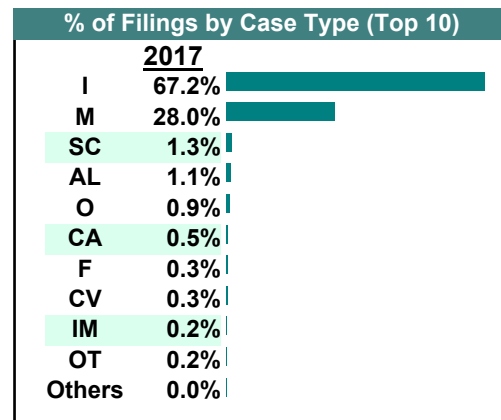
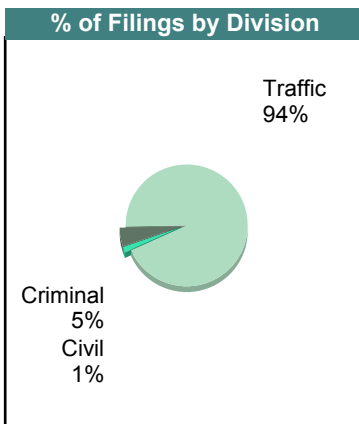
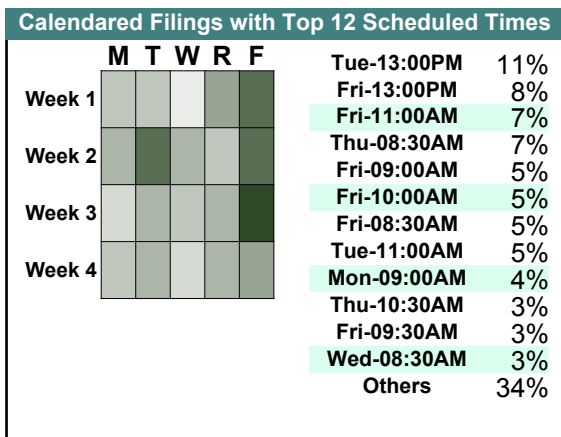


		Filings	Hearings	Transactions	Concluded	Cont
<u>Criminal</u>						
Capias	CA	9	17	17	9	8
Civil Violation	CV	10	28	28	8	20
Felony	F	12	49	49	17	32
Misdemeanor	M	77	254	254	89	165
Show Cause	SC	14	36	36	25	11
Criminal Total		122	384	384	148	236
<u>Traffic</u>						
Capias	CA	5	44	44	20	24
Infraction	I	1,712	1,587	2,219	1,719	500
Misdemeanor	M	601	1,261	1,261	633	628
Other	O	29	15	34	31	3
Restricted O/L	RL	2	2	2	2	-
Show Cause	SC	9	20	20	6	14
Traffic Total		2,358	2,929	3,580	2,411	1,169
<u>Civil</u>						
Admin License	AL	37	0	38	38	-
Bond Forfeiture	BF	5	5	8	4	4
Impoundment	IM	5	0	5	5	-
Other	OT	3	0	3	3	-
Civil Total		50	5	54	50	4
Newport News-Traffic Totals		2,530	3,318	4,018	2,609	1,409



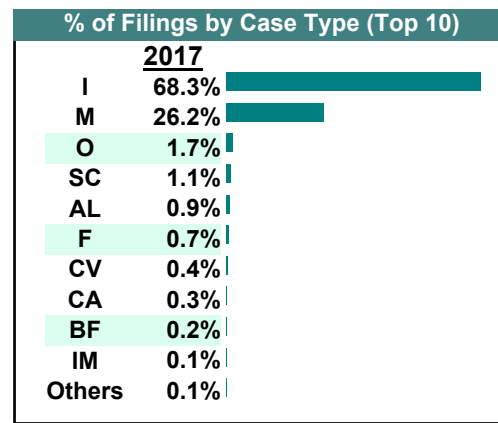
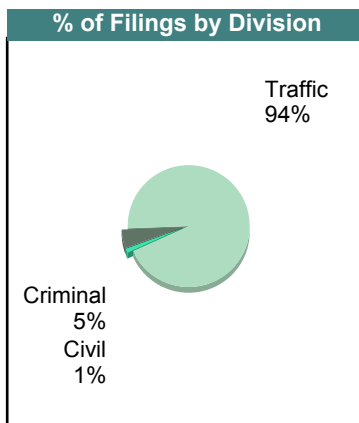
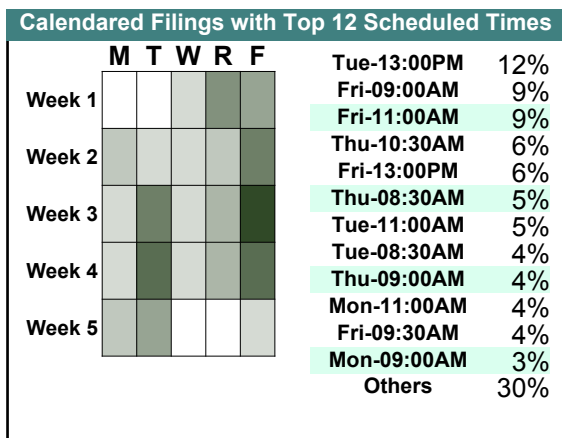
April 2017

		Filings	Hearings	Transactions	Concluded	Cont
<u>Criminal</u>						
Capias	CA	6	18	18	8	10
Civil Violation	CV	8	22	22	5	17
Felony	F	9	29	29	8	21
Misdemeanor	M	85	248	248	60	188
Show Cause	SC	22	42	42	16	26
Criminal Total		130	359	359	97	262
<u>Traffic</u>						
Capias	CA	7	41	41	12	29
Civil Violation	CV	0	1	1	1	-
Infraction	I	1,780	1,578	2,213	1,747	466
Misdemeanor	M	658	1,213	1,213	636	577
Other	O	24	17	31	26	5
Show Cause	SC	13	20	20	12	8
Traffic Total		2,482	2,870	3,519	2,434	1,085
<u>Civil</u>						
Admin License	AL	29	2	29	27	2
Bond Forfeiture	BF	1	0	1	1	-
Impoundment	IM	4	0	4	4	-
Other	OT	4	0	4	4	-
Civil Total		38	2	38	36	2
Newport News-Traffic Totals		2,650	3,231	3,916	2,567	1,349



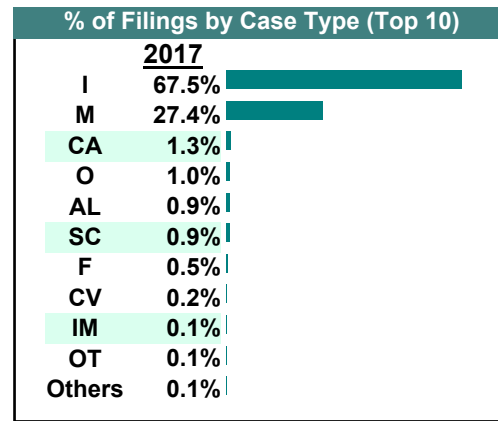
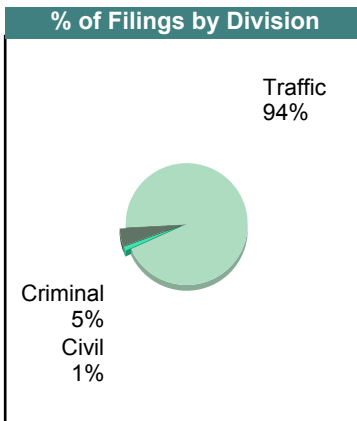
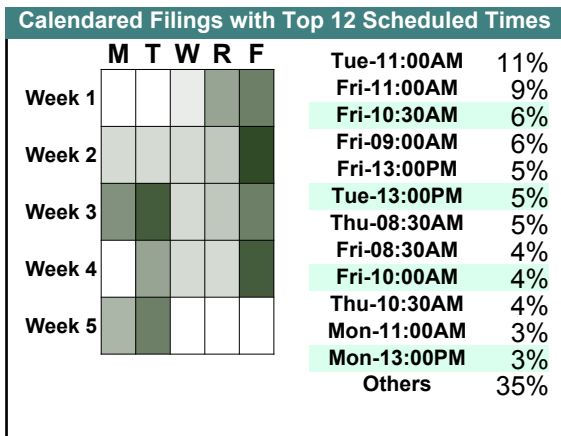
March 2017

		<u>Filings</u>	<u>Hearings</u>	<u>Transactions</u>	<u>Concluded</u>	<u>Cont</u>
<u>Criminal</u>						
Capias	CA	4	25	25	12	13
Civil Violation	CV	9	27	27	6	21
Felony	F	19	62	62	11	51
Misdemeanor	M	70	269	269	85	184
Show Cause	SC	21	41	41	19	22
Criminal Total		123	424	424	133	291
<u>Traffic</u>						
Capias	CA	3	38	38	18	20
Civil Violation	CV	0	1	1	0	1
Infraction	I	1,751	1,620	2,258	1,692	566
Misdemeanor	M	601	1,260	1,260	597	663
Other	O	44	27	48	41	7
Restricted O/L	RL	1	1	1	1	-
Show Cause	SC	7	19	19	11	8
Traffic Total		2,407	2,966	3,625	2,360	1,265
<u>Civil</u>						
Admin License	AL	24	1	26	25	1
Bond Forfeiture	BF	4	5	10	6	4
Impoundment	IM	2	0	2	2	-
Other	OT	2	0	2	2	-
Civil Total		32	6	40	35	5
Newport News-Traffic Totals		2,562	3,396	4,089	2,528	1,561

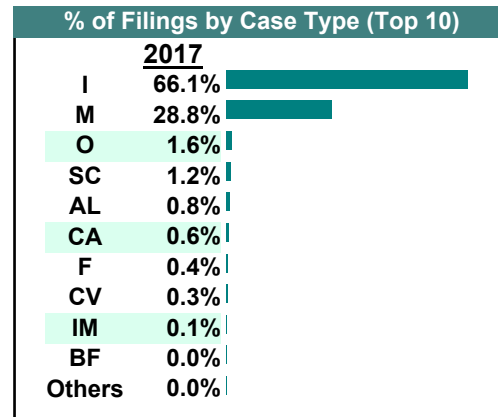
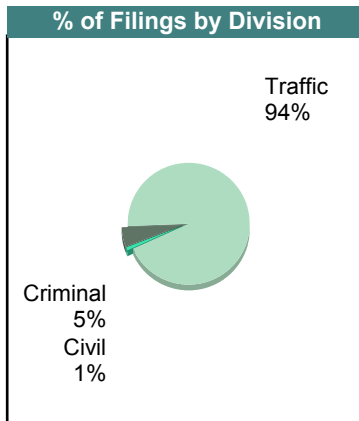
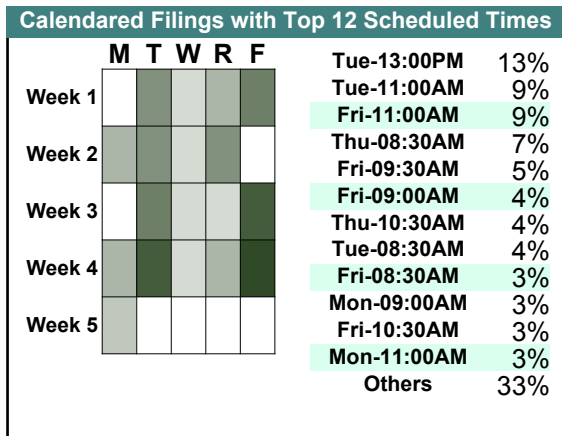


February 2017

		Filings	Hearings	Transactions	Concluded	Cont
<u>Criminal</u>						
Capias	CA	7	20	20	8	12
Civil Violation	CV	5	24	24	8	16
Felony	F	10	28	28	5	23
Misdemeanor	M	61	217	217	46	171
Motion	MO	1	1	1	1	-
Show Cause	SC	14	25	25	16	9
Criminal Total		98	315	315	84	231
<u>Traffic</u>						
Capias	CA	20	48	48	18	30
Civil Violation	CV	0	1	1	0	1
Infraction	I	1,443	1,477	2,012	1,587	425
Misdemeanor	M	526	1,116	1,116	605	511
Other	O	22	17	30	28	2
Show Cause	SC	5	10	10	4	6
Traffic Total		2,016	2,669	3,217	2,242	975
<u>Civil</u>						
Admin License	AL	20	2	21	19	2
Bond Forfeiture	BF	1	3	3	2	1
Impoundment	IM	2	0	2	2	-
Other	OT	2	2	3	2	1
Civil Total		25	7	29	25	4
Newport News-Traffic Totals		2,139	2,991	3,561	2,351	1,210



		Filings	Hearings	Transactions	Concluded	Cont
<u>Criminal</u>						
Capias	CA	8	19	19	5	14
Civil Violation	CV	8	18	18	3	15
Felony	F	10	38	38	9	29
Misdemeanor	M	95	260	260	39	221
Show Cause	SC	23	38	38	22	16
Criminal Total		144	373	373	78	295
<u>Traffic</u>						
Capias	CA	9	35	35	14	21
Infraction	I	1,846	1,667	2,295	1,598	697
Misdemeanor	M	709	1,251	1,251	538	713
Other	O	44	33	57	45	12
Restricted O/L	RL	1	1	1	1	-
Show Cause	SC	11	21	21	13	8
Traffic Total		2,620	3,008	3,660	2,209	1,451
<u>Civil</u>						
Admin License	AL	23	0	23	23	-
Bond Forfeiture	BF	1	5	6	2	4
Impoundment	IM	3	0	3	3	-
Civil Total		27	5	32	28	4
Newport News-Traffic Totals		2,791	3,386	4,065	2,315	1,750



Filings by Court & Division

	<u>Newport News-Civil</u>		<u>Newport News-Criminal</u>		<u>Newport News-Traffic</u>		<u>Total</u>
C Misdemeanor	-	0%	5,301	86%	872	14%	6,173
Felony	-	0%	2,511	94%	164	6%	2,675
Show Cause	852	66%	271	21%	177	14%	1,300
Capias	17	3%	528	85%	75	12%	620
Civil Violation	-	0%	26	24%	83	76%	109
Motion	-	0%	-	0%	3	100%	3
Total	869	8%	8,637	79%	1,374	13%	10,880
T Infraction	-	0%	226	1%	21,224	99%	21,450
Misdemeanor	-	0%	477	6%	7,120	94%	7,597
Other	-	0%	-	0%	456	100%	456
Capias	-	0%	24	17%	115	83%	139
Show Cause	-	0%	19	17%	90	83%	109
Felony	-	0%	30	97%	1	3%	31
Restricted O/L	-	0%	-	0%	12	100%	12
Civil Violation	-	0%	1	33%	2	67%	3
Total	0	0%	777	3%	29,020	97%	29,797
V Unlawful Detainer	14,395	100%	-	0%	-	0%	14,395
Warrant in Debt	6,537	100%	-	0%	-	0%	6,537
Garnishment	6,043	100%	-	0%	-	0%	6,043
Interrogatory	1,946	100%	-	0%	-	0%	1,946
Motion for Judgment	803	100%	-	0%	-	0%	803
Admin License	-	0%	-	0%	294	100%	294
Detinue	278	100%	-	0%	-	0%	278
Prelim Prot Order	247	100%	-	0%	-	0%	247
Protective Order	246	100%	-	0%	-	0%	246
Abstract	140	100%	-	0%	-	0%	140
Show Cause	126	100%	-	0%	-	0%	126
Bond Forfeiture	-	0%	56	62%	34	38%	90
Impoundment	-	0%	-	0%	51	100%	51
Other	10	21%	1	2%	36	77%	47
Tenants Assertion	15	100%	-	0%	-	0%	15
Counter Claim	10	100%	-	0%	-	0%	10
Overweight	3	100%	-	0%	-	0%	3
Petition-Restore Arms	1	100%	-	0%	-	0%	1
Third Party Claim	1	100%	-	0%	-	0%	1
Total	30,801	98%	57	0%	415	1%	31,273
Total	31,670	44%	9,471	13%	30,809	43%	71,950

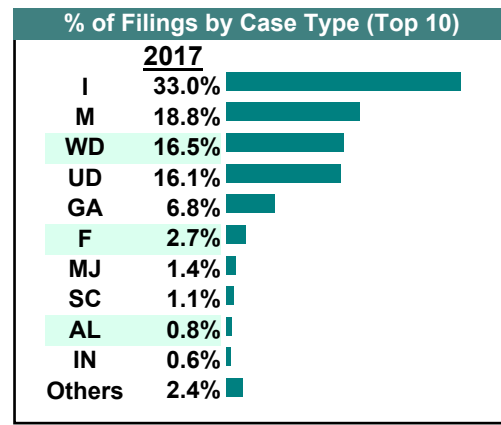
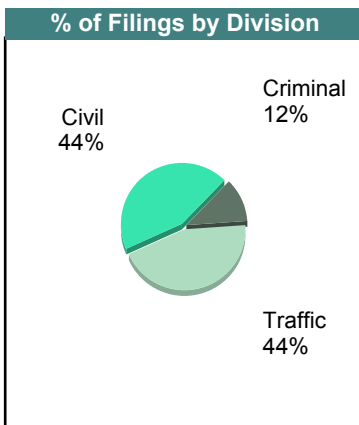
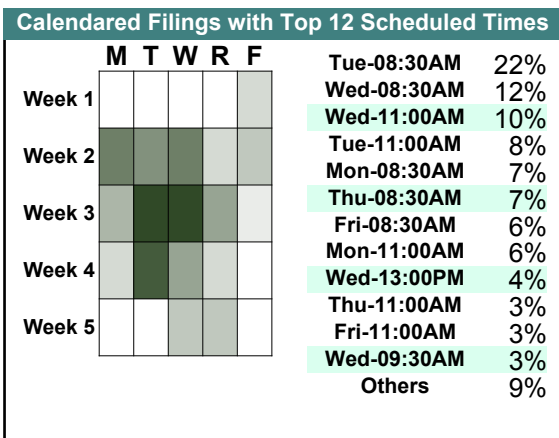
CASELOAD STATISTICS OF THE GENERAL DISTRICT COURTS

December 2017


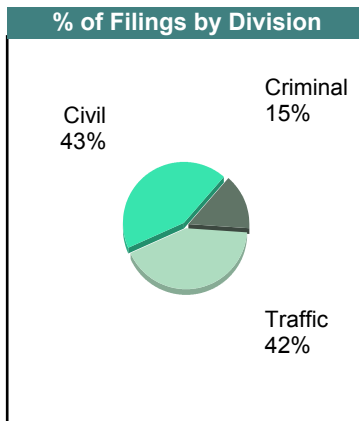

Hampton

District: 8

		<u>Filings</u>	<u>Hearings</u>	<u>Transactions</u>	<u>Concluded</u>	<u>Cont</u>
<u>Criminal</u>						
Capias	CA	9	45	45	14	31
Civil Violation	CV	12	51	51	12	39
Felony	F	110	561	583	122	461
Misdemeanor	M	344	1,042	1,046	355	691
Show Cause	SC	31	103	103	25	78
Criminal Total		506	1,802	1,828	528	1,300
<u>Traffic</u>						
Capias	CA	1	19	19	3	16
Felony	F	7	27	27	7	20
Infraction	I	1,433	1,833	2,196	1,573	623
Misdemeanor	M	474	1,319	1,320	630	690
Restricted O/L	RL	10	10	10	10	-
Show Cause	SC	3	15	15	3	12
Traffic Total		1,928	3,223	3,587	2,226	1,361
<u>Civil</u>						
Abstract	AJ	11	0	11	11	-
Admin License	AL	35	1	36	35	1
Bond Forfeiture	BF	9	12	22	13	9
Capias	CA	2	4	9	5	4
Counter Claim	CC	0	0	1	1	-
Custody Relief	CR	0	0	2	2	-
Detinue	DT	3	5	9	7	2
Garnishment	GA	295	64	343	279	64
Interrogatory	IN	24	31	55	24	31
Motion for Judgment	MJ	59	46	84	68	16
Other	OT	13	6	14	8	6
Protective Order	PO	11	7	30	23	7
Prelim Prot Order	PP	18	0	19	19	-
Show Cause	SC	14	13	30	17	13
Tenants Assertion	TA	3	3	5	2	3
Third Party Claim	TH	1	1	1	0	1
Unlawful Detainer	UD	698	528	788	731	57
Warrant in Debt	WD	717	792	977	706	271
Civil Total		1,913	1,513	2,436	1,951	485
Hampton Totals		4,347	6,538	7,851	4,705	3,146



		Filings	Hearings	Transactions	Concluded	Cont
<u>Criminal</u>						
Capias	CA	14	69	69	5	64
Civil Violation	CV	18	47	47	8	39
Felony	F	137	791	826	244	582
Misdemeanor	M	409	1,246	1,255	365	890
Show Cause	SC	22	133	133	24	109
Criminal Total		600	2,286	2,330	646	1,684
<u>Traffic</u>						
Capias	CA	4	17	17	3	14
Felony	F	4	24	24	4	20
Infraction	I	1,258	1,736	2,139	1,463	676
Misdemeanor	M	453	1,155	1,155	394	761
Restricted O/L	RL	5	5	5	5	-
Show Cause	SC	1	8	8	1	7
Traffic Total		1,725	2,945	3,348	1,870	1,478
<u>Civil</u>						
Abstract	AJ	14	0	14	14	-
Admin License	AL	29	2	30	28	2
Bond Forfeiture	BF	11	9	19	14	5
Capias	CA	2	2	2	0	2
Counter Claim	CC	4	3	6	3	3
Detinue	DT	5	7	9	4	5
Garnishment	GA	219	60	274	214	60
Impoundment	IM	3	0	3	3	-
Interrogatory	IN	18	18	36	18	18
Motion for Judgment	MJ	38	52	69	49	20
Overweight	OC	1	0	1	1	-
Other	OT	11	0	14	14	-
Protective Order	PO	31	17	51	34	17
Prelim Prot Order	PP	29	2	32	30	2
Show Cause	SC	9	8	15	7	8
Tenants Assertion	TA	3	3	4	3	1
Third Party Claim	TH	0	1	1	0	1
Unlawful Detainer	UD	705	504	777	691	86
Warrant in Debt	WD	628	700	925	600	325
Civil Total		1,760	1,388	2,282	1,727	555
Hampton Totals		4,085	6,619	7,960	4,243	3,717



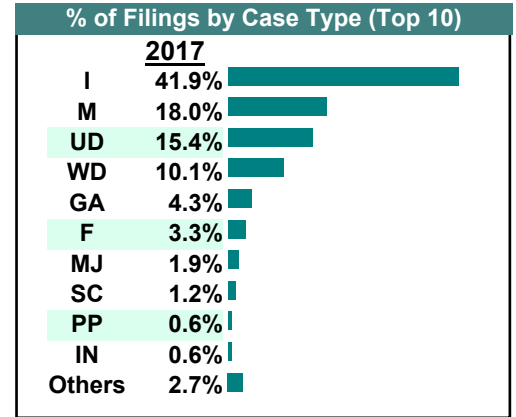
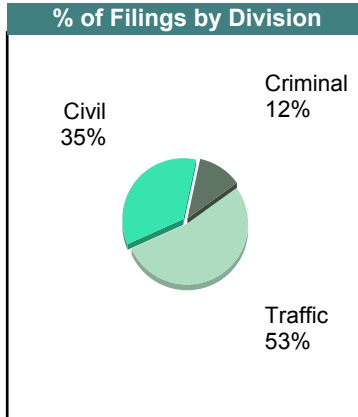
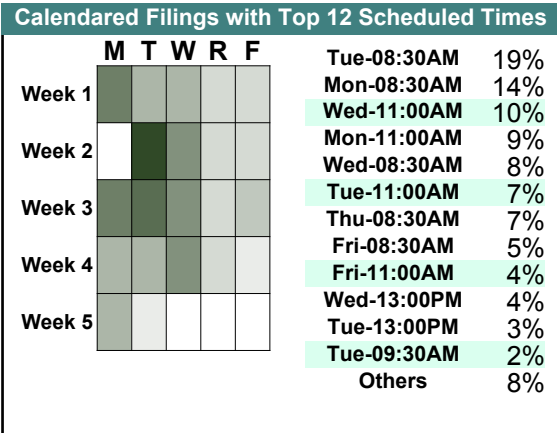
CASELOAD STATISTICS OF THE GENERAL DISTRICT COURTS

October 2017

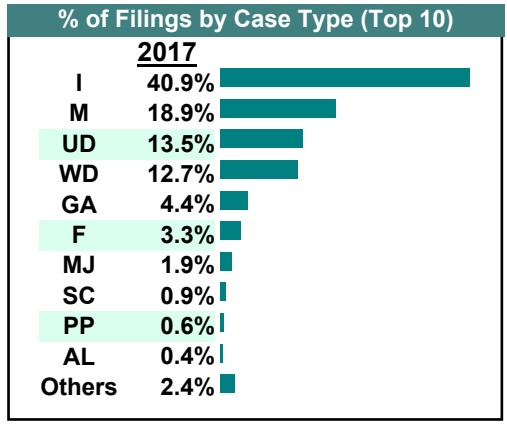
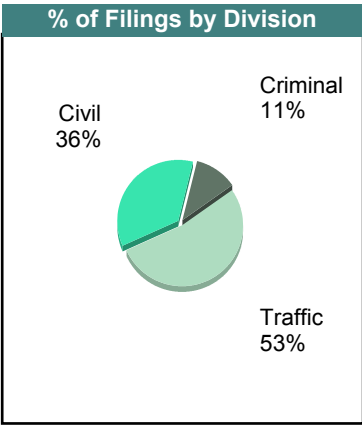
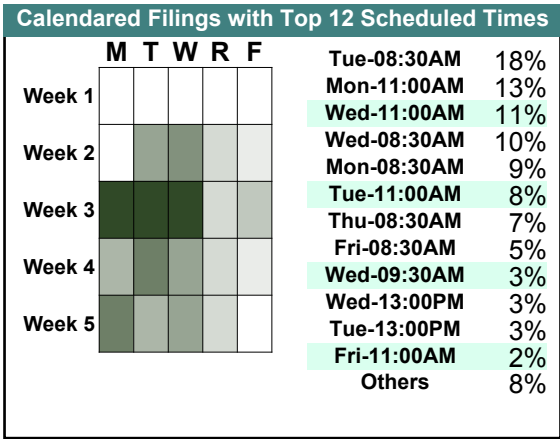
Hampton

District: 8

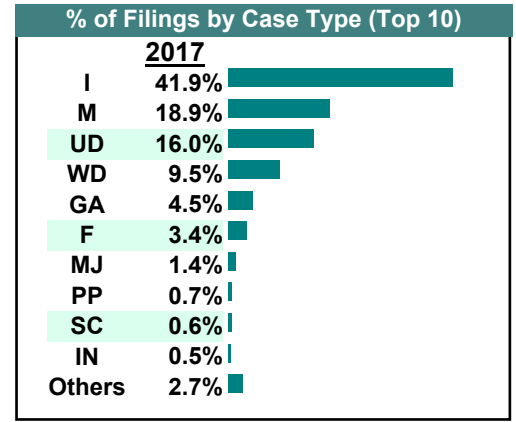
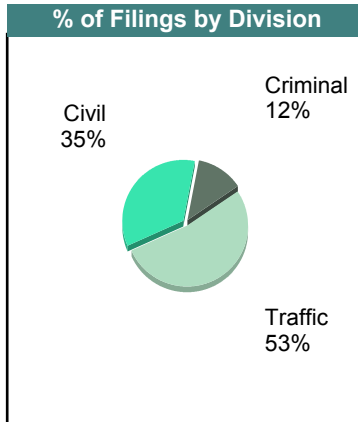
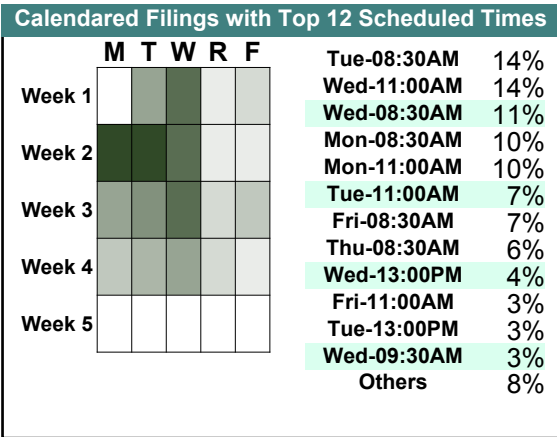
		<u>Filings</u>	<u>Hearings</u>	<u>Transactions</u>	<u>Concluded</u>	<u>Cont</u>
<u>Criminal</u>						
Capias	CA	22	57	57	15	42
Civil Violation	CV	12	45	45	10	35
Felony	F	177	797	805	122	683
Misdemeanor	M	428	1,410	1,420	380	1,040
Show Cause	SC	56	137	137	26	111
Criminal Total		695	2,446	2,464	553	1,911
<u>Traffic</u>						
Capias	CA	11	40	40	14	26
Felony	F	15	46	46	12	34
Infraction	I	2,461	2,514	3,275	2,216	1,059
Misdemeanor	M	629	1,401	1,403	519	884
Restricted O/L	RL	10	10	10	10	-
Show Cause	SC	9	20	20	4	16
Traffic Total		3,135	4,031	4,794	2,775	2,019
<u>Civil</u>						
Abstract	AJ	4	0	4	4	-
Admin License	AL	25	5	30	25	5
Bond Forfeiture	BF	9	4	14	10	4
Capias	CA	2	6	7	1	6
Counter Claim	CC	4	5	8	6	2
Custody Relief	CR	2	2	2	0	2
Detinue	DT	8	10	14	8	6
Garnishment	GA	254	48	301	253	48
Impoundment	IM	3	0	3	3	-
Interrogatory	IN	36	31	54	23	31
Motion for Judgment	MJ	109	99	132	76	56
Other	OT	21	8	25	21	4
Protective Order	PO	25	9	32	23	9
Prelim Prot Order	PP	38	0	39	39	-
Petition-Restore Arms	PR	2	0	2	2	-
Show Cause	SC	8	13	19	6	13
Tenants Assertion	TA	1	3	4	2	2
Unlawful Detainer	UD	905	638	1,001	917	84
Warrant in Debt	WD	594	671	846	582	264
Civil Total		2,050	1,552	2,537	2,001	536
Hampton Totals		5,880	8,029	9,795	5,329	4,466



		Filings	Hearings	Transactions	Concluded	Cont
<u>Criminal</u>						
Capias	CA	11	47	47	15	32
Civil Violation	CV	12	51	51	15	36
Felony	F	180	855	881	185	696
Misdemeanor	M	395	1,243	1,261	371	890
Show Cause	SC	30	121	121	39	82
Criminal Total		628	2,317	2,361	625	1,736
<u>Traffic</u>						
Capias	CA	7	34	34	10	24
Civil Violation	CV	1	1	1	1	-
Felony	F	4	38	38	11	27
Infraction	I	2,290	2,476	3,163	2,320	843
Misdemeanor	M	666	1,419	1,420	592	828
Restricted O/L	RL	10	10	10	10	-
Show Cause	SC	1	5	5	0	5
Traffic Total		2,979	3,983	4,671	2,944	1,727
<u>Civil</u>						
Abstract	AJ	7	0	7	7	-
Admin License	AL	25	6	29	23	6
Bond Forfeiture	BF	10	5	14	10	4
Capias	CA	2	3	6	3	3
Counter Claim	CC	6	6	6	1	5
Detinue	DT	7	8	10	3	7
Garnishment	GA	247	49	296	247	49
Impoundment	IM	1	0	1	1	-
Interrogatory	IN	15	18	44	26	18
Motion for Judgment	MJ	108	93	133	108	25
Overweight	OC	1	0	1	1	-
Other	OT	14	7	17	14	3
Protective Order	PO	23	7	33	26	7
Prelim Prot Order	PP	34	2	35	33	2
Petition-Restore Arms	PR	1	1	2	1	1
Show Cause	SC	19	13	35	22	13
Tenants Assertion	TA	7	4	7	4	3
Unlawful Detainer	UD	754	535	821	730	91
Warrant in Debt	WD	713	787	1,014	724	290
Civil Total		1,994	1,544	2,511	1,984	527
Hampton Totals		5,601	7,844	9,543	5,553	3,990



		Filings	Hearings	Transactions	Concluded	Cont
<u>Criminal</u>						
Capias	CA	10	60	60	14	46
Civil Violation	CV	5	38	38	9	29
Felony	F	160	845	854	176	678
Misdemeanor	M	420	1,190	1,197	371	826
Show Cause	SC	19	92	92	22	70
Criminal Total		614	2,225	2,241	592	1,649
<u>Traffic</u>						
Capias	CA	1	24	24	2	22
Felony	F	8	42	44	6	38
Infraction	I	2,058	1,995	2,675	1,876	799
Misdemeanor	M	507	1,099	1,102	441	661
Restricted O/L	RL	16	16	16	16	-
Show Cause	SC	1	10	10	4	6
Traffic Total		2,591	3,186	3,871	2,345	1,526
<u>Civil</u>						
Abstract	AJ	13	0	13	13	-
Admin License	AL	20	2	21	19	2
Bond Forfeiture	BF	12	6	18	13	5
Capias	CA	4	6	6	0	6
Counter Claim	CC	0	2	3	3	-
Detinue	DT	12	7	15	12	3
Garnishment	GA	221	42	266	224	42
Impoundment	IM	2	0	2	2	-
Interrogatory	IN	26	28	53	25	28
Motion for Judgment	MJ	67	54	72	59	13
Overweight	OC	0	0	1	1	-
Other	OT	12	6	14	11	3
Protective Order	PO	24	10	37	27	10
Prelim Prot Order	PP	33	1	33	32	1
Petition-Restore Arms	PR	2	0	2	2	-
Show Cause	SC	8	15	21	6	15
Tenants Assertion	TA	1	3	3	2	1
Third Party Claim	TH	1	1	1	0	1
Unlawful Detainer	UD	786	555	853	782	71
Warrant in Debt	WD	468	552	694	475	219
Civil Total		1,712	1,290	2,128	1,708	420
Hampton Totals		4,917	6,701	8,240	4,645	3,595



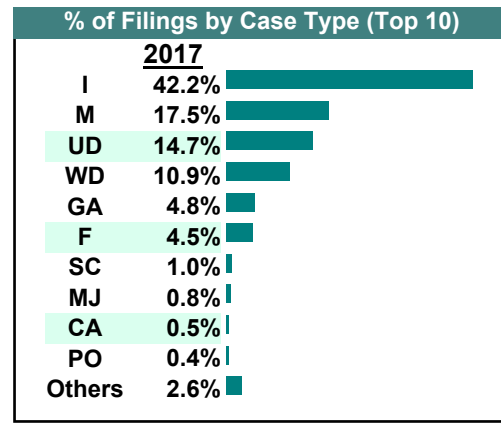
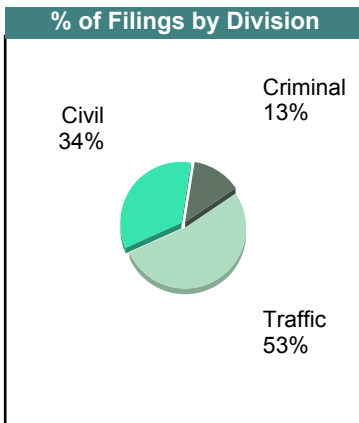
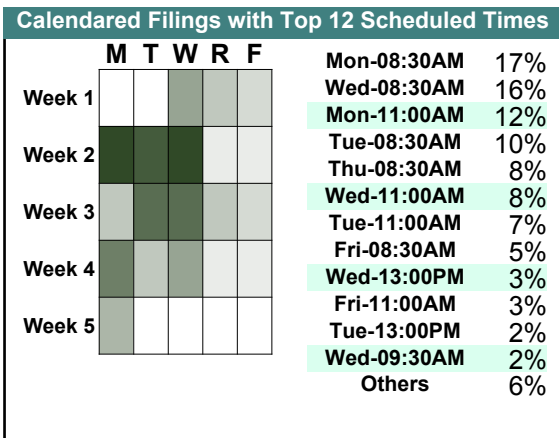
CASELOAD STATISTICS OF THE GENERAL DISTRICT COURTS

July 2017

Hampton

District: 8

		<u>Filings</u>	<u>Hearings</u>	<u>Transactions</u>	<u>Concluded</u>	<u>Cont</u>
<u>Criminal</u>						
Capias	CA	17	58	58	14	44
Civil Violation	CV	8	26	26	3	23
Felony	F	231	860	880	134	746
Misdemeanor	M	412	1,154	1,163	370	793
Show Cause	SC	29	125	125	42	83
Criminal Total		697	2,223	2,252	563	1,689
<u>Traffic</u>						
Capias	CA	10	23	23	10	13
Felony	F	8	34	37	11	26
Infraction	I	2,261	2,136	2,902	2,220	682
Misdemeanor	M	526	1,144	1,144	503	641
Restricted O/L	RL	16	16	16	16	-
Show Cause	SC	7	22	22	11	11
Traffic Total		2,828	3,375	4,144	2,771	1,373
<u>Civil</u>						
Abstract	AJ	11	0	11	11	-
Admin License	AL	19	0	19	19	-
Bond Forfeiture	BF	16	12	20	9	11
Capias	CA	0	2	2	0	2
Counter Claim	CC	2	2	3	1	2
Detinue	DT	10	11	19	14	5
Garnishment	GA	259	40	290	250	40
Impoundment	IM	1	0	1	1	-
Interrogatory	IN	18	21	40	19	21
Motion for Judgment	MJ	43	44	53	42	11
Other	OT	13	1	17	16	1
Protective Order	PO	24	15	40	25	15
Prelim Prot Order	PP	24	4	26	22	4
Show Cause	SC	15	12	24	12	12
Tenants Assertion	TA	3	5	5	2	3
Unlawful Detainer	UD	789	574	866	786	80
Warrant in Debt	WD	585	692	882	626	256
Civil Total		1,832	1,435	2,318	1,855	463
Hampton Totals		5,357	7,033	8,714	5,189	3,525



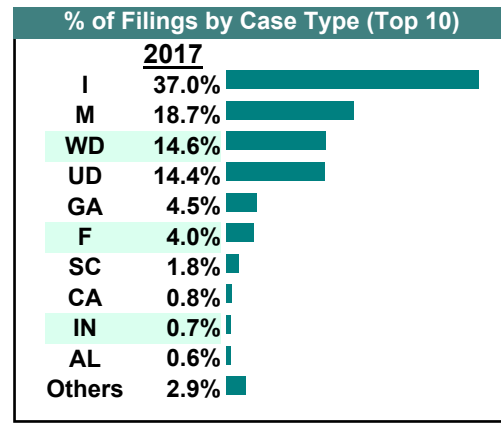
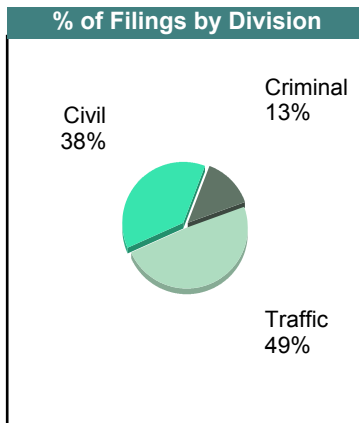
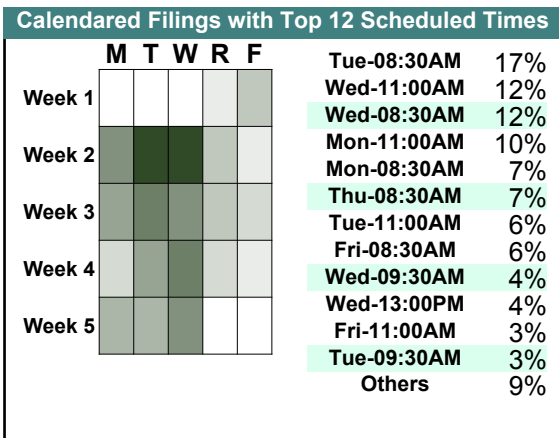
CASELOAD STATISTICS OF THE GENERAL DISTRICT COURTS

June 2017

Hampton

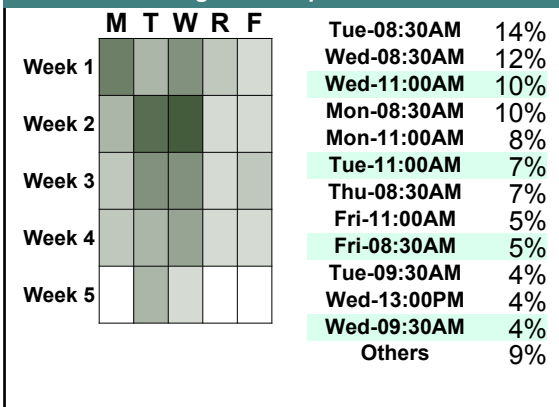
District: 8

		<u>Filings</u>	<u>Hearings</u>	<u>Transactions</u>	<u>Concluded</u>	<u>Cont</u>
<u>Criminal</u>						
Capias	CA	19	64	64	12	52
Civil Violation	CV	16	40	40	9	31
Felony	F	177	828	855	162	693
Misdemeanor	M	377	1,346	1,353	419	934
Show Cause	SC	38	162	162	37	125
Criminal Total		627	2,440	2,474	639	1,835
<u>Traffic</u>						
Capias	CA	18	38	38	5	33
Felony	F	12	40	41	7	34
Infraction	I	1,734	2,107	2,605	1,795	810
Misdemeanor	M	499	1,430	1,430	569	861
Restricted O/L	RL	6	6	6	6	-
Show Cause	SC	25	43	43	26	17
Traffic Total		2,294	3,664	4,163	2,408	1,755
<u>Civil</u>						
Abstract	AJ	4	0	4	4	-
Admin License	AL	29	1	30	29	1
Bond Forfeiture	BF	12	11	18	8	10
Capias	CA	2	4	4	0	4
Counter Claim	CC	1	2	3	1	2
Detinue	DT	11	10	15	10	5
Garnishment	GA	209	42	274	232	42
Interrogatory	IN	31	31	60	29	31
Motion for Judgment	MJ	18	21	27	16	11
Overweight	OC	0	1	1	0	1
Other	OT	10	2	13	11	2
Protective Order	PO	29	14	41	27	14
Prelim Prot Order	PP	27	0	27	27	-
Show Cause	SC	22	13	31	18	13
Tenants Assertion	TA	2	2	2	1	1
Unlawful Detainer	UD	674	614	853	649	204
Warrant in Debt	WD	682	760	998	663	335
Civil Total		1,763	1,528	2,401	1,725	676
Hampton Totals		4,684	7,632	9,038	4,772	4,266

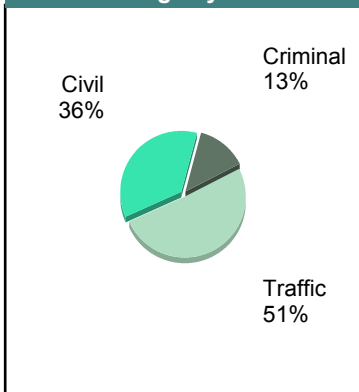


		<u>Filings</u>	<u>Hearings</u>	<u>Transactions</u>	<u>Concluded</u>	<u>Cont</u>
<u>Criminal</u>						
Capias	CA	18	67	67	15	52
Civil Violation	CV	5	33	33	10	23
Felony	F	171	787	808	224	584
Misdemeanor	M	407	1,402	1,410	437	973
Show Cause	SC	35	118	118	25	93
Criminal Total		636	2,407	2,436	711	1,725
<u>Traffic</u>						
Capias	CA	5	24	24	5	19
Felony	F	7	40	41	6	35
Infraction	I	1,890	1,989	2,549	1,750	799
Misdemeanor	M	526	1,157	1,158	415	743
Restricted O/L	RL	11	11	11	11	-
Show Cause	SC	3	11	11	2	9
Traffic Total		2,442	3,232	3,794	2,189	1,605
<u>Civil</u>						
Abstract	AJ	5	0	5	5	-
Admin License	AL	19	0	20	20	-
Bond Forfeiture	BF	2	10	12	8	4
Capias	CA	0	0	1	1	-
Counter Claim	CC	1	4	6	2	4
Detinue	DT	12	13	15	7	8
Garnishment	GA	277	64	352	288	64
Impoundment	IM	1	0	1	1	-
Interrogatory	IN	28	21	49	28	21
Motion for Judgment	MJ	54	53	70	56	14
Overweight	OC	1	1	1	0	1
Other	OT	17	10	21	14	7
Protective Order	PO	36	18	47	29	18
Prelim Prot Order	PP	44	2	46	44	2
Show Cause	SC	16	5	19	14	5
Unlawful Detainer	UD	632	468	678	634	44
Warrant in Debt	WD	583	645	844	570	274
Civil Total		1,728	1,314	2,187	1,721	466
Hampton Totals		4,806	6,953	8,417	4,621	3,796

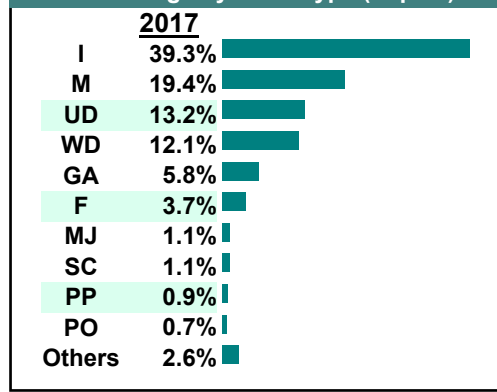
Calendared Filings with Top 12 Scheduled Times



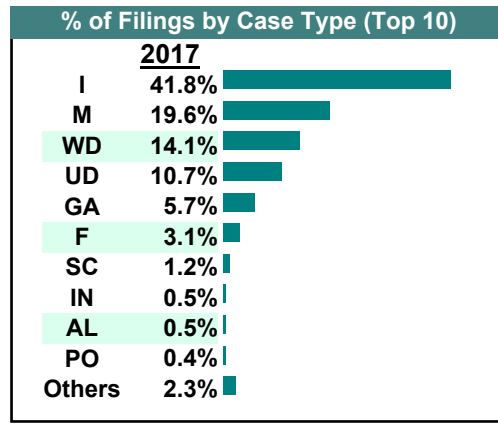
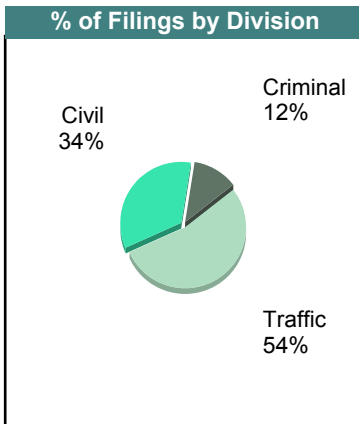
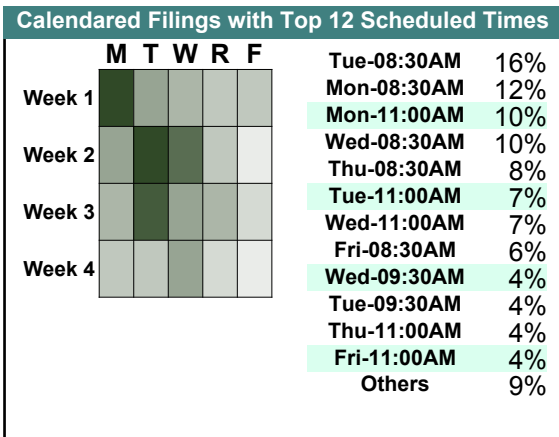
% of Filings by Division



% of Filings by Case Type (Top 10)



		Filings	Hearings	Transactions	Concluded	Cont
<u>Criminal</u>						
Capias	CA	13	54	54	21	33
Civil Violation	CV	5	28	28	4	24
Felony	F	149	808	827	158	669
Misdemeanor	M	404	1,203	1,209	314	895
Show Cause	SC	25	119	119	34	85
Criminal Total		596	2,212	2,237	531	1,706
<u>Traffic</u>						
Capias	CA	8	19	19	8	11
Felony	F	5	31	31	9	22
Infraction	I	2,087	1,940	2,613	2,003	610
Misdemeanor	M	577	1,145	1,145	496	649
Restricted O/L	RL	9	9	9	9	-
Show Cause	SC	11	29	29	17	12
Traffic Total		2,697	3,173	3,846	2,542	1,304
<u>Civil</u>						
Abstract	AJ	10	0	10	10	-
Admin License	AL	24	3	26	23	3
Bond Forfeiture	BF	7	3	10	7	3
Capias	CA	0	3	4	1	3
Counter Claim	CC	1	3	3	1	2
Detinue	DT	5	9	15	14	1
Garnishment	GA	285	77	341	264	77
Impoundment	IM	6	0	6	6	-
Interrogatory	IN	26	29	57	28	29
Motion for Judgment	MJ	8	14	16	10	6
Overweight	OC	3	0	3	3	-
Other	OT	18	8	20	17	3
Protective Order	PO	22	10	32	22	10
Prelim Prot Order	PP	19	0	19	19	-
Petition-Restore Arms	PR	1	0	2	2	-
Show Cause	SC	25	10	36	26	10
Tenants Assertion	TA	0	1	1	1	-
Third Party Claim	TH	1	0	1	1	-
Unlawful Detainer	UD	536	381	607	566	41
Warrant in Debt	WD	704	720	942	653	289
Civil Total		1,701	1,271	2,151	1,674	477
Hampton Totals		4,994	6,656	8,234	4,747	3,487



CASELOAD STATISTICS OF THE GENERAL DISTRICT COURTS

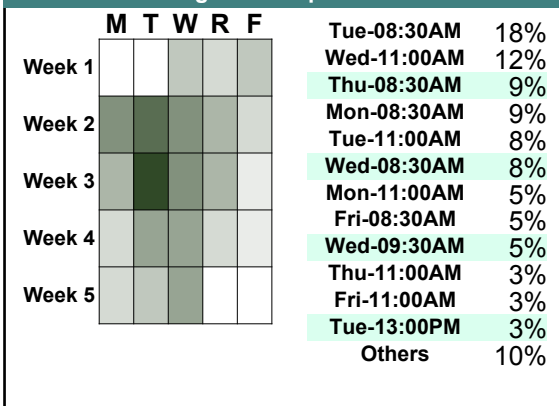
March 2017

Hampton

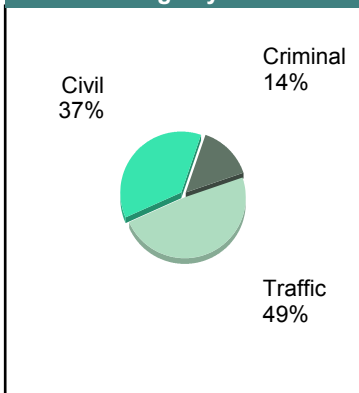
District: 8

		<u>Filings</u>	<u>Hearings</u>	<u>Transactions</u>	<u>Concluded</u>	<u>Cont</u>
<u>Criminal</u>						
Capias	CA	19	78	78	20	58
Civil Violation	CV	11	40	40	14	26
Felony	F	276	1,046	1,066	226	840
Misdemeanor	M	448	1,445	1,457	415	1,042
Show Cause	SC	34	179	179	57	122
Criminal Total		788	2,788	2,820	732	2,088
<u>Traffic</u>						
Capias	CA	14	26	26	4	22
Felony	F	10	38	39	7	32
Infraction	I	2,054	2,178	2,756	2,019	737
Misdemeanor	M	562	1,318	1,319	519	800
Restricted O/L	RL	14	14	14	14	-
Show Cause	SC	22	35	35	17	18
Traffic Total		2,676	3,609	4,189	2,580	1,609
<u>Civil</u>						
Abstract	AJ	15	0	15	15	-
Admin License	AL	30	0	31	31	-
Bond Forfeiture	BF	11	4	18	15	3
Capias	CA	1	3	5	2	3
Counter Claim	CC	4	5	7	4	3
Detinue	DT	35	28	43	30	13
Garnishment	GA	265	57	311	254	57
Interrogatory	IN	26	23	45	22	23
Motion for Judgment	MJ	51	52	60	48	12
Overweight	OC	1	0	1	1	-
Other	OT	11	5	12	9	3
Protective Order	PO	30	15	51	36	15
Prelim Prot Order	PP	30	2	32	30	2
Petition-Restore Arms	PR	1	1	1	0	1
Show Cause	SC	10	6	16	10	6
Tenants Assertion	TA	3	2	3	2	1
Unlawful Detainer	UD	823	500	915	853	62
Warrant in Debt	WD	693	730	915	627	288
Civil Total		2,040	1,433	2,481	1,989	492
Hampton Totals		5,504	7,830	9,490	5,301	4,189

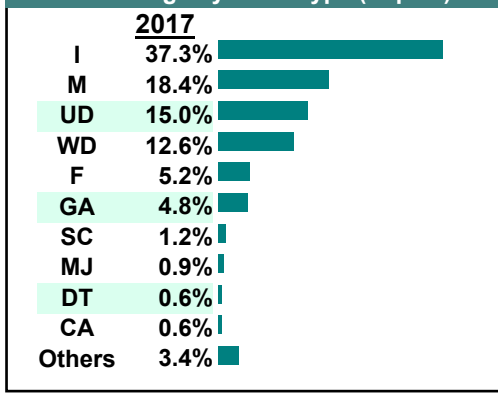
Calendared Filings with Top 12 Scheduled Times



% of Filings by Division



% of Filings by Case Type (Top 10)



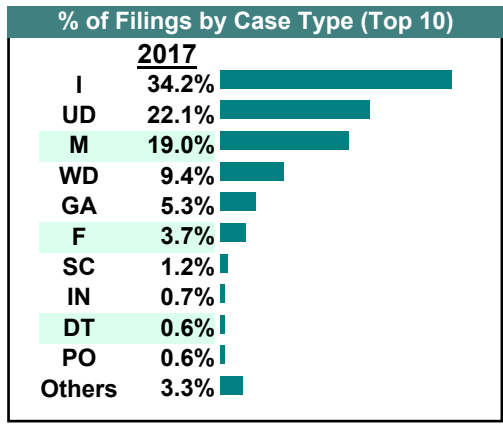
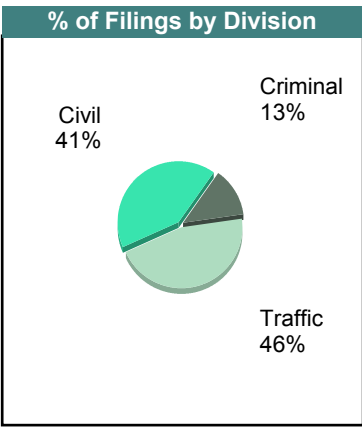
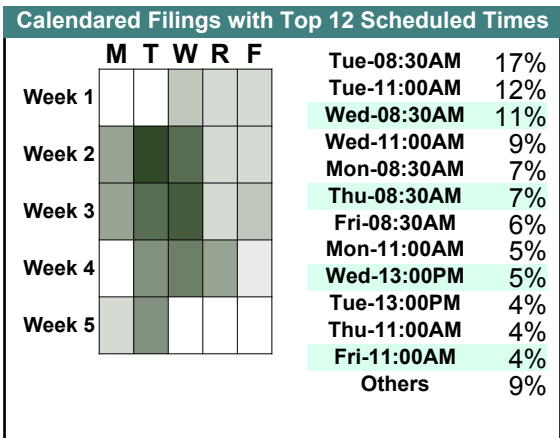
CASELOAD STATISTICS OF THE GENERAL DISTRICT COURTS

February 2017

Hampton

District: 8

		<u>Filings</u>	<u>Hearings</u>	<u>Transactions</u>	<u>Concluded</u>	<u>Cont</u>
<u>Criminal</u>						
Capias	CA	16	54	54	10	44
Civil Violation	CV	16	47	47	10	37
Felony	F	146	726	773	184	589
Misdemeanor	M	337	1,141	1,147	335	812
Show Cause	SC	26	144	144	44	100
Criminal Total		541	2,112	2,165	583	1,582
<u>Traffic</u>						
Capias	CA	4	9	9	2	7
Felony	F	7	37	37	9	28
Infraction	I	1,412	1,694	2,106	1,487	619
Misdemeanor	M	446	1,060	1,060	449	611
Restricted O/L	RL	12	12	12	12	-
Show Cause	SC	4	13	13	6	7
Traffic Total		1,885	2,825	3,237	1,965	1,272
<u>Civil</u>						
Abstract	AJ	6	0	6	6	-
Admin License	AL	20	2	21	19	2
Bond Forfeiture	BF	10	7	16	10	6
Capias	CA	0	3	5	2	3
Counter Claim	CC	2	2	4	2	2
Detinue	DT	25	20	28	24	4
Garnishment	GA	217	38	257	219	38
Impoundment	IM	2	0	2	2	-
Interrogatory	IN	28	25	52	27	25
Motion for Judgment	MJ	11	10	15	11	4
Other	OT	15	1	17	16	1
Protective Order	PO	24	21	39	18	21
Prelim Prot Order	PP	24	0	24	24	-
Show Cause	SC	18	12	28	16	12
Tenants Assertion	TA	0	4	7	4	3
Third Party Claim	TH	0	1	1	1	-
Unlawful Detainer	UD	915	668	1,017	917	100
Warrant in Debt	WD	388	483	599	404	195
Civil Total		1,705	1,297	2,138	1,722	416
Hampton Totals		4,131	6,234	7,540	4,270	3,270



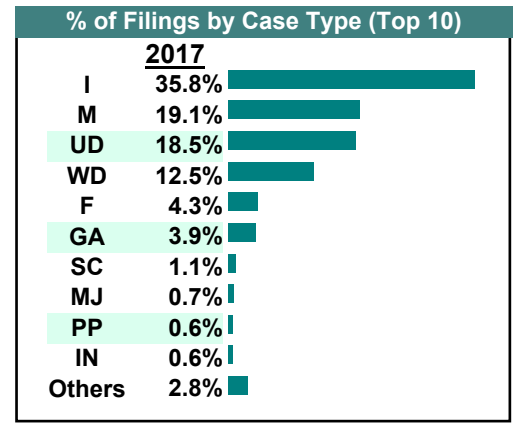
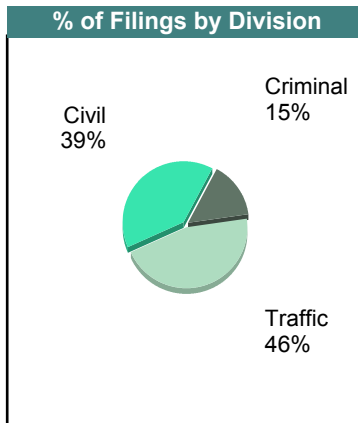
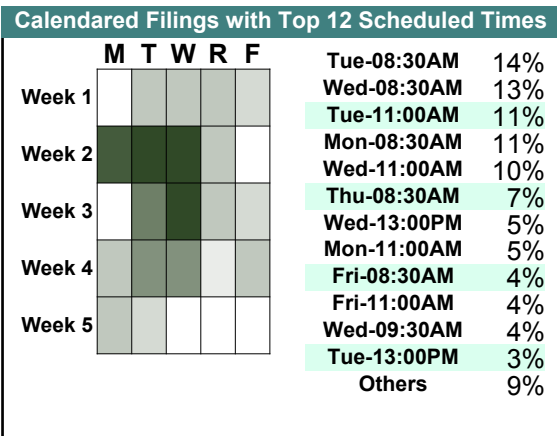
CASELOAD STATISTICS OF THE GENERAL DISTRICT COURTS

January 2017

Hampton

District: 8

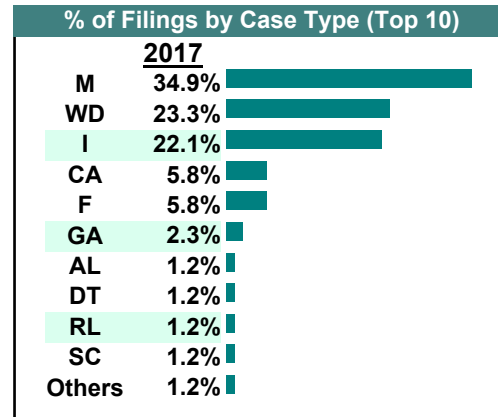
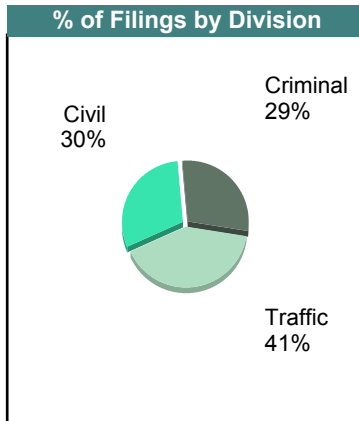
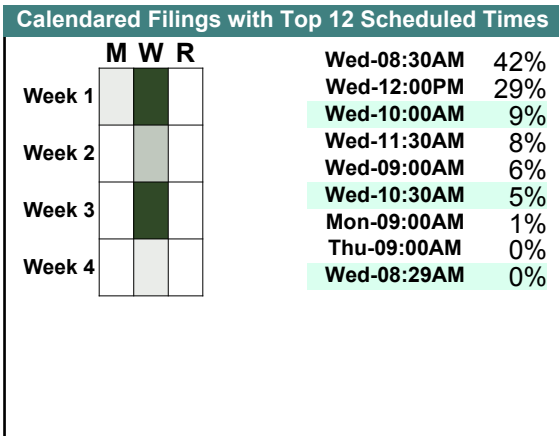
		Filings	Hearings	Transactions	Concluded	Cont
<u>Criminal</u>						
Capias	CA	11	57	57	7	50
Civil Violation	CV	3	34	34	12	22
Felony	F	176	991	1,014	247	767
Misdemeanor	M	407	1,186	1,191	298	893
Show Cause	SC	32	182	182	33	149
Criminal Total		629	2,450	2,478	597	1,881
<u>Traffic</u>						
Capias	CA	5	15	15	4	11
Felony	F	6	38	38	4	34
Infraction	I	1,506	1,676	2,141	1,343	798
Misdemeanor	M	396	1,053	1,053	360	693
Restricted O/L	RL	3	3	3	3	-
Show Cause	SC	4	23	23	5	18
Traffic Total		1,920	2,808	3,273	1,719	1,554
<u>Civil</u>						
Abstract	AJ	6	0	6	6	-
Admin License	AL	11	0	13	13	-
Bond Forfeiture	BF	9	7	13	6	7
Capias	CA	1	3	3	0	3
Counter Claim	CC	1	2	2	2	-
Detinue	DT	21	17	27	24	3
Garnishment	GA	165	44	226	182	44
Impoundment	IM	1	0	1	1	-
Interrogatory	IN	25	21	51	30	21
Motion for Judgment	MJ	31	31	42	31	11
Overweight	OC	0	0	1	1	-
Other	OT	24	3	26	25	1
Protective Order	PO	19	20	44	24	20
Prelim Prot Order	PP	26	0	26	26	-
Show Cause	SC	12	3	21	18	3
Tenants Assertion	TA	2	4	5	1	4
Unlawful Detainer	UD	778	766	1,088	765	323
Warrant in Debt	WD	524	643	803	490	313
Civil Total		1,656	1,564	2,398	1,645	753
Hampton Totals		4,205	6,822	8,149	3,961	4,188



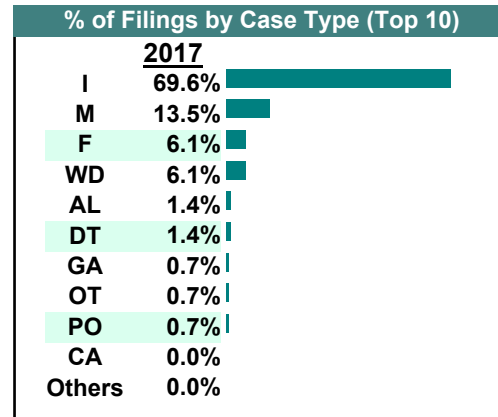
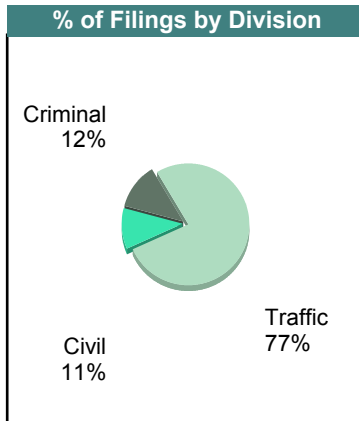
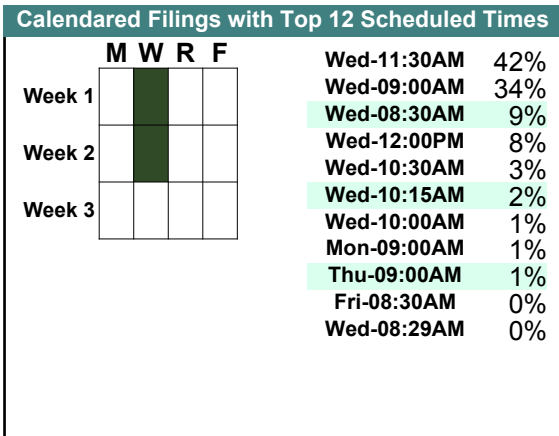
Filings by Court & Division

		<u>Hampton</u>	
C	Misdemeanor	4,788	8.2%
	Felony	2,090	3.6%
	Show Cause	377	0.6%
	Capias	179	0.3%
	Civil Violation	123	0.2%
	Total	7,557	13%
T	Infraction	22,444	38.4%
	Misdemeanor	6,261	10.7%
	Restricted O/L	122	0.2%
	Felony	93	0.2%
	Show Cause	91	0.2%
	Capias	88	0.2%
	Civil Violation	1	0.0%
	Total	29,100	50%
V	Unlawful Detainer	8,995	15.4%
	Warrant in Debt	7,279	12.4%
	Garnishment	2,913	5.0%
	Motion for Judgment	597	1.0%
	Prelim Prot Order	346	0.6%
	Interrogatory	301	0.5%
	Protective Order	298	0.5%
	Admin License	286	0.5%
	Other	179	0.3%
	Show Cause	176	0.3%
	Detinue	154	0.3%
	Bond Forfeiture	118	0.2%
	Abstract	106	0.2%
	Counter Claim	26	0.0%
	Tenants Assertion	25	0.0%
	Impoundment	20	0.0%
	Capias	16	0.0%
	Overweight	7	0.0%
	Petition-Restore Arms	7	0.0%
	Third Party Claim	3	0.0%
Custody Relief	2	0.0%	
Total	21,854	37%	
Total		58,511	100%

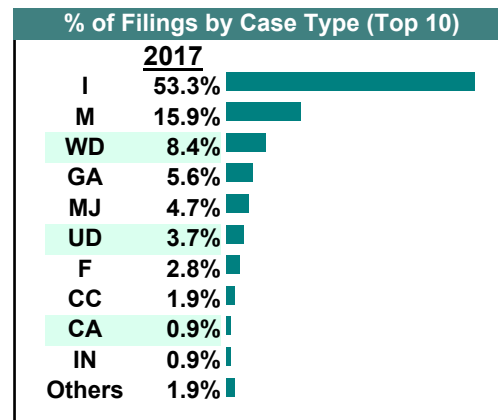
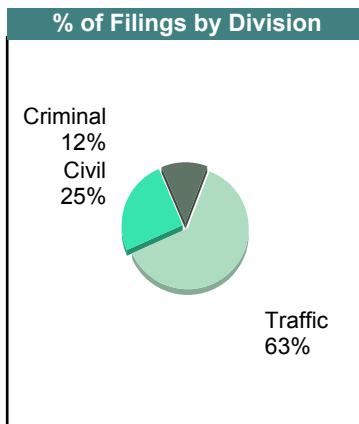
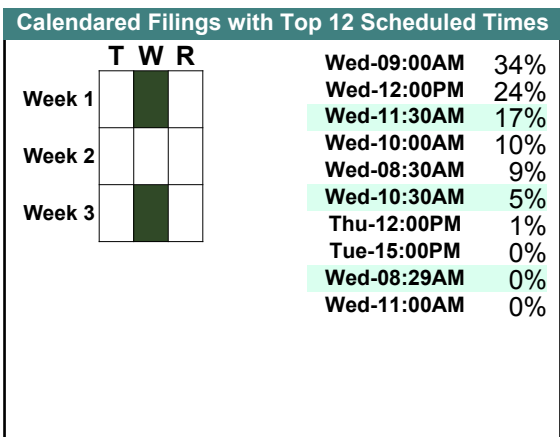
		<u>Filings</u>	<u>Hearings</u>	<u>Transactions</u>	<u>Concluded</u>	<u>Cont</u>
<u>Criminal</u>						
Capias	CA	4	9	9	4	5
Felony	F	5	24	24	8	16
Misdemeanor	M	16	27	27	10	17
Criminal Total		25	60	60	22	38
<u>Traffic</u>						
Capias	CA	1	1	1	0	1
Felony	F	0	1	1	1	-
Infraction	I	19	30	42	30	12
Misdemeanor	M	14	22	22	6	16
Restricted O/L	RL	1	1	1	1	-
Show Cause	SC	0	1	1	1	-
Traffic Total		35	56	68	39	29
<u>Civil</u>						
Admin License	AL	1	0	1	1	-
Counter Claim	CC	0	1	1	0	1
Detinue	DT	1	2	2	1	1
Garnishment	GA	2	0	2	2	-
Motion for Judgment	MJ	0	0	1	1	-
Show Cause	SC	1	0	1	1	-
Unlawful Detainer	UD	1	2	2	1	1
Warrant in Debt	WD	20	23	26	21	5
Civil Total		26	28	36	28	8
Charles City Totals		86	144	164	89	75



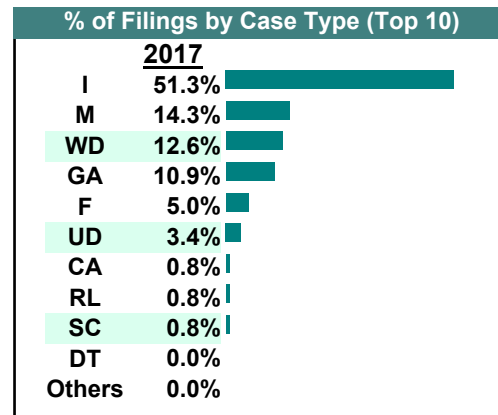
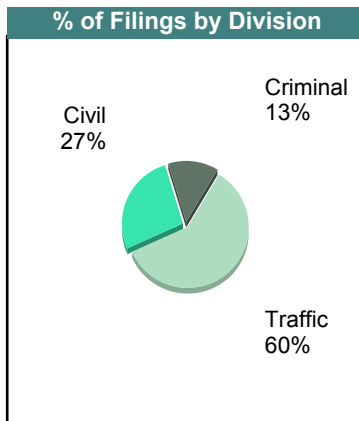
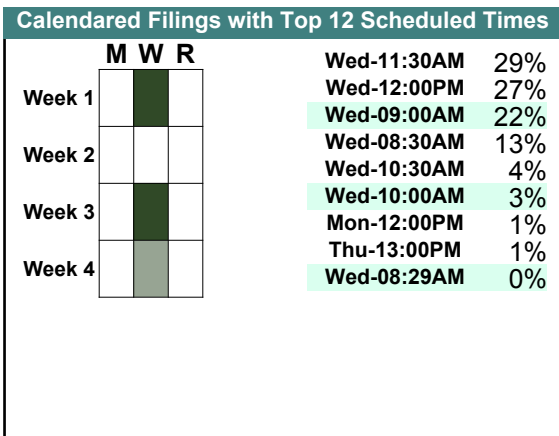
		<u>Filings</u>	<u>Hearings</u>	<u>Transactions</u>	<u>Concluded</u>	<u>Cont</u>
<u>Criminal</u>						
Capias	CA	0	2	2	1	1
Felony	F	9	14	14	0	14
Misdemeanor	M	9	13	14	4	10
Show Cause	SC	0	2	2	2	-
Criminal Total		18	31	32	7	25
<u>Traffic</u>						
Infraction	I	103	67	112	76	36
Misdemeanor	M	11	16	16	10	6
Show Cause	SC	0	1	1	0	1
Traffic Total		114	84	129	86	43
<u>Civil</u>						
Admin License	AL	2	0	2	2	-
Counter Claim	CC	0	1	1	1	-
Detinue	DT	2	1	2	1	1
Garnishment	GA	1	0	1	1	-
Motion for Judgment	MJ	0	4	5	1	4
Other	OT	1	0	1	1	-
Protective Order	PO	1	0	1	1	-
Petition-Restore Arms	PR	0	1	2	1	1
Unlawful Detainer	UD	0	1	1	1	-
Warrant in Debt	WD	9	9	10	3	7
Civil Total		16	17	26	13	13
Charles City Totals		148	132	187	106	81



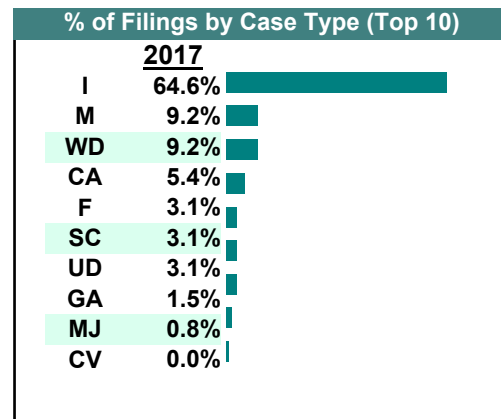
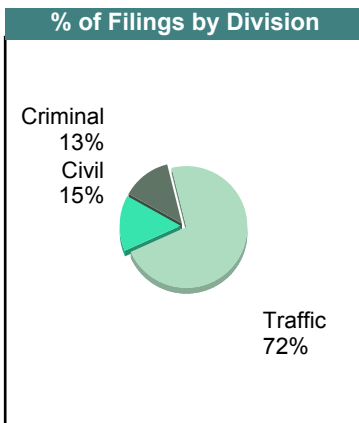
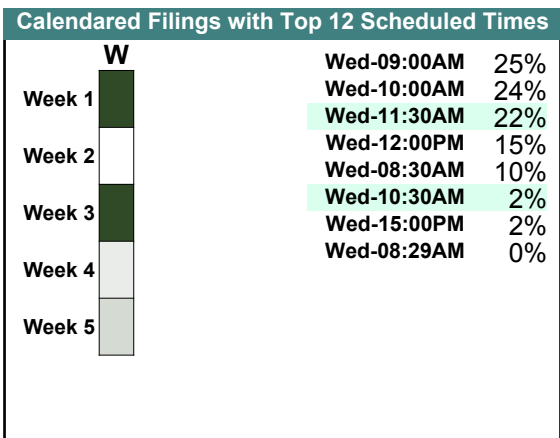
		<u>Filings</u>	<u>Hearings</u>	<u>Transactions</u>	<u>Concluded</u>	<u>Cont</u>
<u>Criminal</u>						
Capias	CA	1	1	1	0	1
Felony	F	3	12	12	3	9
Misdemeanor	M	8	16	17	9	8
Show Cause	SC	1	5	5	3	2
Criminal Total		13	34	35	15	20
<u>Traffic</u>						
Infraction	I	57	57	82	57	25
Misdemeanor	M	9	17	17	7	10
Restricted O/L	RL	1	1	1	1	-
Show Cause	SC	0	1	1	0	1
Traffic Total		67	76	101	65	36
<u>Civil</u>						
Counter Claim	CC	2	2	2	0	2
Garnishment	GA	6	0	6	6	-
Interrogatory	IN	1	0	1	1	-
Motion for Judgment	MJ	5	6	6	0	6
Petition-Restore Arms	PR	0	1	1	0	1
Unlawful Detainer	UD	4	5	8	6	2
Warrant in Debt	WD	9	9	14	11	3
Civil Total		27	23	38	24	14
Charles City Totals		107	133	174	104	70



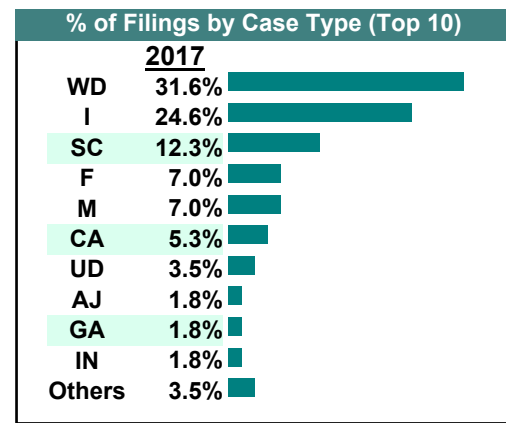
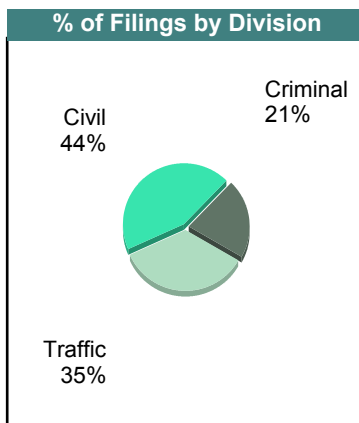
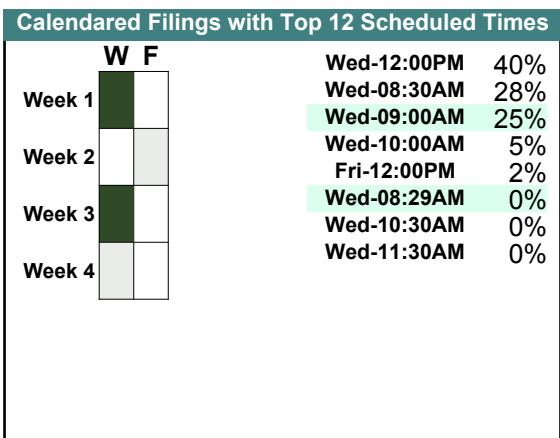
		<u>Filings</u>	<u>Hearings</u>	<u>Transactions</u>	<u>Concluded</u>	<u>Cont</u>
<u>Criminal</u>						
Capias	CA	1	8	8	5	3
Felony	F	5	16	16	7	9
Misdemeanor	M	9	18	18	8	10
Show Cause	SC	1	8	8	4	4
Criminal Total		16	50	50	24	26
<u>Traffic</u>						
Capias	CA	0	2	2	2	-
Felony	F	1	2	2	0	2
Infraction	I	61	48	77	61	16
Misdemeanor	M	8	14	14	6	8
Restricted O/L	RL	1	1	1	1	-
Show Cause	SC	0	2	2	1	1
Traffic Total		71	69	98	71	27
<u>Civil</u>						
Detinue	DT	0	1	1	1	-
Garnishment	GA	13	0	13	13	-
Motion for Judgment	MJ	0	1	1	0	1
Petition-Restore Arms	PR	0	1	1	0	1
Unlawful Detainer	UD	4	4	4	1	3
Warrant in Debt	WD	15	18	25	22	3
Civil Total		32	25	45	37	8
Charles City Totals		119	144	193	132	61



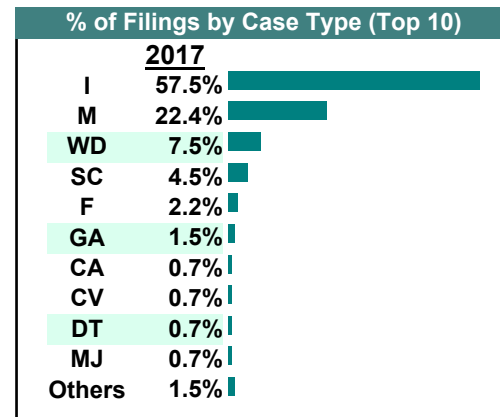
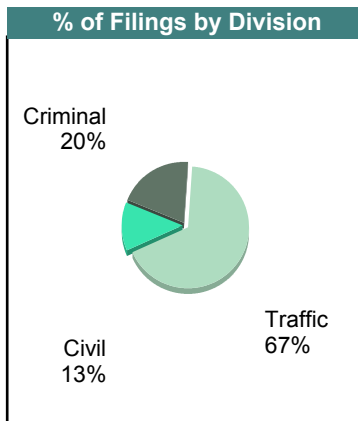
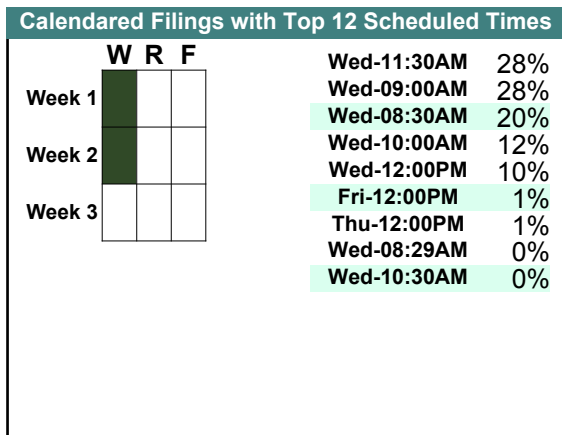
		<u>Filings</u>	<u>Hearings</u>	<u>Transactions</u>	<u>Concluded</u>	<u>Cont</u>
<u>Criminal</u>						
Capias	CA	4	4	4	1	3
Civil Violation	CV	0	1	1	1	-
Felony	F	4	12	12	4	8
Misdemeanor	M	5	14	14	6	8
Show Cause	SC	4	10	10	7	3
Criminal Total		17	41	41	19	22
<u>Traffic</u>						
Capias	CA	3	4	4	1	3
Infraction	I	84	48	93	77	16
Misdemeanor	M	7	10	10	6	4
Show Cause	SC	0	1	1	0	1
Traffic Total		94	63	108	84	24
<u>Civil</u>						
Garnishment	GA	2	0	2	2	-
Motion for Judgment	MJ	1	1	1	0	1
Unlawful Detainer	UD	4	4	4	3	1
Warrant in Debt	WD	12	13	14	8	6
Civil Total		19	18	21	13	8
Charles City Totals		130	122	170	116	54



		<u>Filings</u>	<u>Hearings</u>	<u>Transactions</u>	<u>Concluded</u>	<u>Cont</u>
<u>Criminal</u>						
Capias	CA	2	2	2	0	2
Felony	F	4	20	20	12	8
Misdemeanor	M	1	16	16	9	7
Show Cause	SC	5	16	16	5	11
Criminal Total		12	54	54	26	28
<u>Traffic</u>						
Capias	CA	1	3	3	2	1
Infraction	I	14	18	27	23	4
Misdemeanor	M	3	11	11	5	6
Show Cause	SC	2	5	5	2	3
Traffic Total		20	37	46	32	14
<u>Civil</u>						
Abstract	AJ	1	0	1	1	-
Detinue	DT	0	1	1	0	1
Garnishment	GA	1	0	1	1	-
Interrogatory	IN	1	0	1	1	-
Motion for Judgment	MJ	1	1	1	0	1
Petition-Restore Arms	PR	1	1	1	0	1
Unlawful Detainer	UD	2	0	2	2	-
Warrant in Debt	WD	18	15	19	12	7
Civil Total		25	18	27	17	10
Charles City Totals		57	109	127	75	52

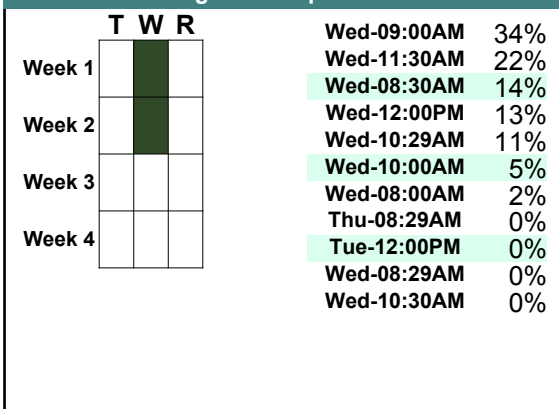


		<u>Filings</u>	<u>Hearings</u>	<u>Transactions</u>	<u>Concluded</u>	<u>Cont</u>
<u>Criminal</u>						
Capias	CA	0	1	1	1	-
Civil Violation	CV	1	1	1	0	1
Felony	F	3	11	11	2	9
Misdemeanor	M	19	35	37	20	17
Show Cause	SC	4	7	7	1	6
Criminal Total		27	55	57	24	33
<u>Traffic</u>						
Capias	CA	1	1	1	0	1
Infraction	I	77	47	84	73	11
Misdemeanor	M	11	15	15	8	7
Show Cause	SC	1	2	2	0	2
Traffic Total		90	65	102	81	21
<u>Civil</u>						
Detinue	DT	1	2	2	0	2
Garnishment	GA	2	0	2	2	-
Interrogatory	IN	0	0	1	1	-
Motion for Judgment	MJ	1	1	1	0	1
Protective Order	PO	1	0	1	1	-
Show Cause	SC	1	0	1	1	-
Unlawful Detainer	UD	1	1	2	2	-
Warrant in Debt	WD	10	10	13	9	4
Civil Total		17	14	23	16	7
Charles City Totals		134	134	182	121	61

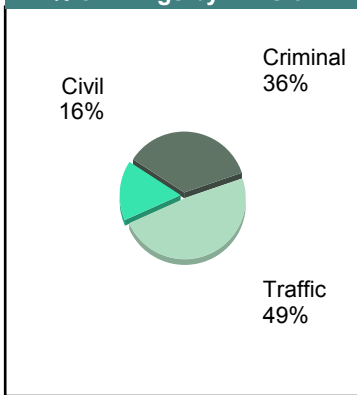


		Filings	Hearings	Transactions	Concluded	Cont
<u>Criminal</u>						
Felony	F	10	14	14	3	11
Misdemeanor	M	24	32	34	20	14
Show Cause	SC	2	3	3	1	2
Criminal Total		36	49	51	24	27
<u>Traffic</u>						
Capias	CA	0	1	1	1	-
Infraction	I	42	41	66	55	11
Misdemeanor	M	5	15	15	10	5
Show Cause	SC	2	3	3	3	-
Traffic Total		49	60	85	69	16
<u>Civil</u>						
Admin License	AL	2	0	2	2	-
Counter Claim	CC	1	0	1	1	-
Garnishment	GA	4	0	4	4	-
Interrogatory	IN	1	0	1	1	-
Prelim Prot Order	PP	1	0	1	1	-
Unlawful Detainer	UD	4	4	5	4	1
Warrant in Debt	WD	3	4	10	9	1
Civil Total		16	8	24	22	2
Charles City Totals		101	117	160	115	45

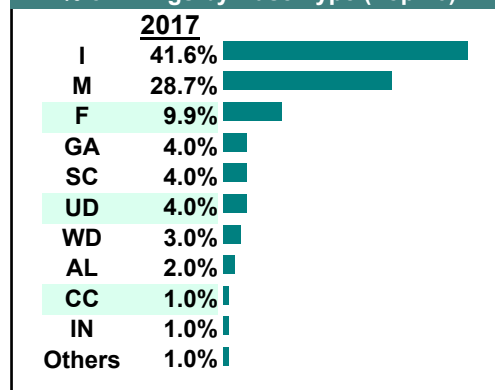
Calendared Filings with Top 12 Scheduled Times



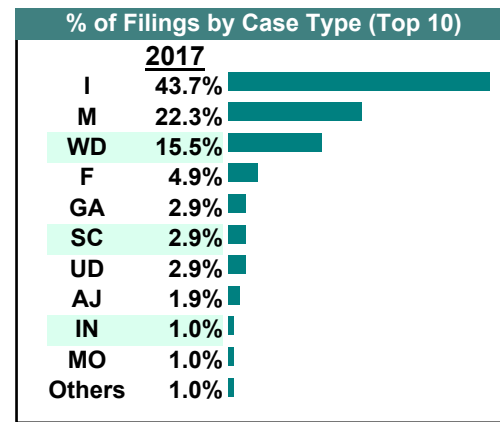
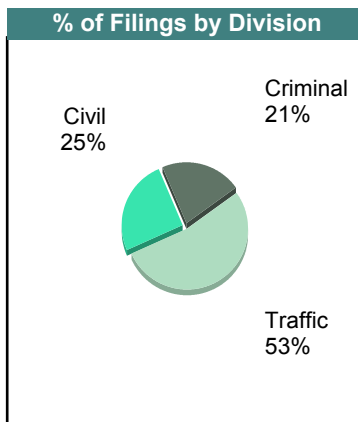
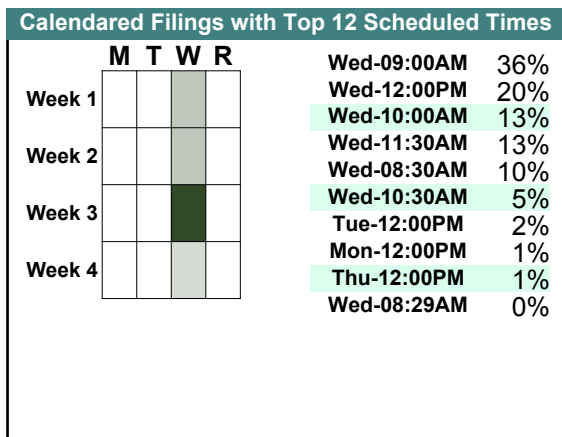
% of Filings by Division



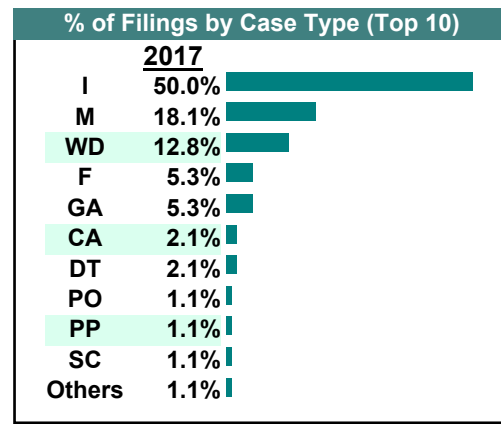
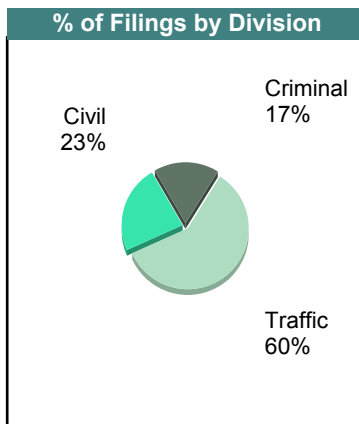
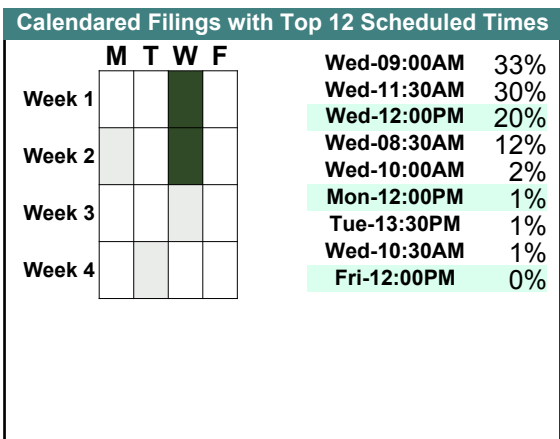
% of Filings by Case Type (Top 10)



		Filings	Hearings	Transactions	Concluded	Cont
<u>Criminal</u>						
Capias	CA	0	2	2	1	1
Felony	F	5	7	7	0	7
Misdemeanor	M	14	14	17	6	11
Motion	MO	1	1	1	1	-
Show Cause	SC	2	3	3	1	2
Criminal Total		22	27	30	9	21
<u>Traffic</u>						
Felony	F	0	1	1	1	-
Infraction	I	45	44	61	40	21
Misdemeanor	M	9	12	12	10	2
Show Cause	SC	1	1	1	0	1
Traffic Total		55	58	75	51	24
<u>Civil</u>						
Abstract	AJ	2	0	2	2	-
Garnishment	GA	3	0	3	3	-
Interrogatory	IN	1	1	1	0	1
Protective Order	PO	1	0	1	1	-
Unlawful Detainer	UD	3	2	3	2	1
Warrant in Debt	WD	16	12	19	16	3
Civil Total		26	15	29	24	5
Charles City Totals		103	100	134	84	50




		Filings	Hearings	Transactions	Concluded	Cont
<u>Criminal</u>						
Capias	CA	2	2	2	0	2
Felony	F	4	6	6	0	6
Misdemeanor	M	10	9	12	8	4
Show Cause	SC	0	3	3	0	3
Criminal Total		16	20	23	8	15
<u>Traffic</u>						
Felony	F	1	1	1	0	1
Infraction	I	47	29	52	38	14
Misdemeanor	M	7	12	12	6	6
Show Cause	SC	1	1	1	0	1
Traffic Total		56	43	66	44	22
<u>Civil</u>						
Detinue	DT	2	1	3	2	1
Garnishment	GA	5	0	5	5	-
Motion for Judgment	MJ	0	0	1	1	-
Protective Order	PO	1	0	1	1	-
Prelim Prot Order	PP	1	0	1	1	-
Unlawful Detainer	UD	1	1	1	1	-
Warrant in Debt	WD	12	12	14	7	7
Civil Total		22	14	26	18	8
Charles City Totals		94	77	115	70	45

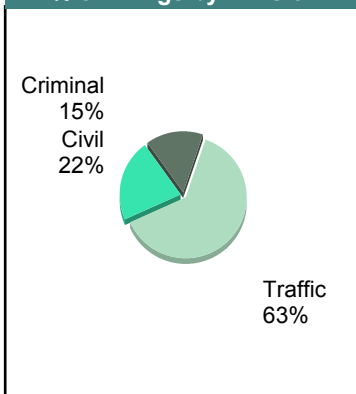


		<u>Filings</u>	<u>Hearings</u>	<u>Transactions</u>	<u>Concluded</u>	<u>Cont</u>
<u>Criminal</u>						
Felony	F	2	4	4	2	2
Misdemeanor	M	6	13	13	7	6
Show Cause	SC	2	7	7	3	4
Criminal Total		10	24	24	12	12
<u>Traffic</u>						
Capias	CA	0	1	1	0	1
Infraction	I	33	54	66	50	16
Misdemeanor	M	8	22	22	11	11
Traffic Total		41	77	89	61	28
<u>Civil</u>						
Admin License	AL	1	0	1	1	-
Garnishment	GA	4	0	4	4	-
Protective Order	PO	1	0	1	1	-
Prelim Prot Order	PP	1	0	1	1	-
Unlawful Detainer	UD	0	1	1	1	-
Warrant in Debt	WD	7	9	15	12	3
Civil Total		14	10	23	20	3
Charles City Totals		65	111	136	93	43

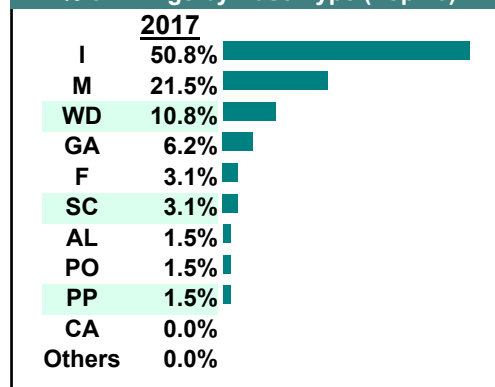
Calendared Filings with Top 12 Scheduled Times



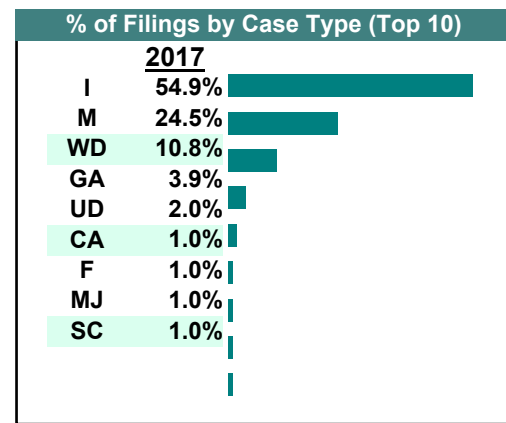
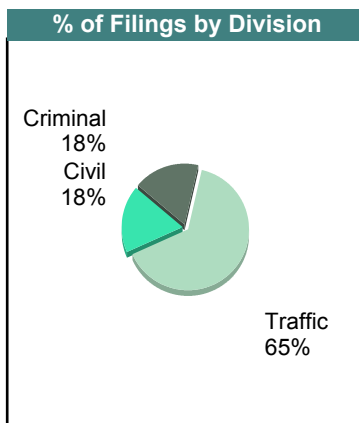
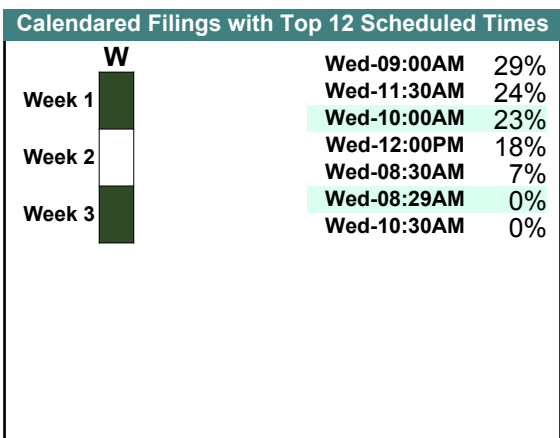
% of Filings by Division



% of Filings by Case Type (Top 10)

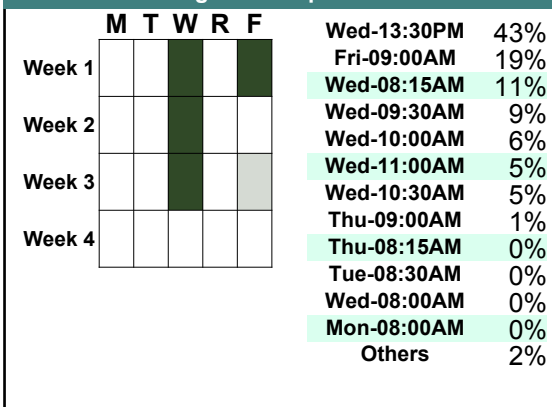


		<u>Filings</u>	<u>Hearings</u>	<u>Transactions</u>	<u>Concluded</u>	<u>Cont</u>
<u>Criminal</u>						
Capias	CA	0	1	1	1	-
Felony	F	1	4	4	3	1
Misdemeanor	M	16	20	26	23	3
Show Cause	SC	1	3	3	1	2
Criminal Total		18	28	34	28	6
<u>Traffic</u>						
Capias	CA	1	1	1	0	1
Infraction	I	56	34	63	56	7
Misdemeanor	M	9	21	21	12	9
Traffic Total		66	56	85	68	17
<u>Civil</u>						
Garnishment	GA	4	0	4	4	-
Motion for Judgment	MJ	1	1	1	0	1
Unlawful Detainer	UD	2	3	3	2	1
Warrant in Debt	WD	11	8	13	11	2
Civil Total		18	12	21	17	4
Charles City Totals		102	96	140	113	27

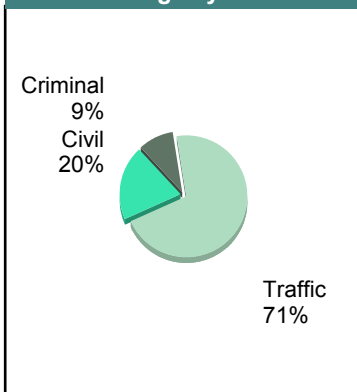


		<u>Filings</u>	<u>Hearings</u>	<u>Transactions</u>	<u>Concluded</u>	<u>Cont</u>
<u>Criminal</u>						
Capias	CA	6	20	20	8	12
Civil Violation	CV	7	11	11	5	6
Felony	F	19	37	48	19	29
Misdemeanor	M	80	163	169	54	114
Show Cause	SC	3	8	8	4	3
Criminal Total		115	239	256	90	164
<u>Traffic</u>						
Capias	CA	0	3	3	0	3
Felony	F	1	3	4	1	3
Infraction	I	778	767	894	768	126
Misdemeanor	M	85	175	176	83	92
Show Cause	SC	1	8	8	3	5
Traffic Total		865	956	1,085	855	229
<u>Civil</u>						
Admin License	AL	13	0	13	13	-
Detinue	DT	3	3	4	3	1
Garnishment	GA	51	7	55	48	7
Interrogatory	IN	11	6	18	12	6
Protective Order	PO	1	0	1	1	-
Prelim Prot Order	PP	2	0	2	2	-
Show Cause	SC	3	1	4	3	1
Unlawful Detainer	UD	33	23	42	33	9
Warrant in Debt	WD	124	121	157	118	39
Civil Total		241	161	296	233	63
Gloucester Totals		1,221	1,356	1,637	1,178	456

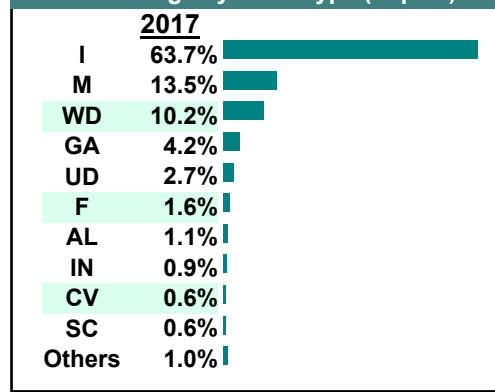
Calendared Filings with Top 12 Scheduled Times



% of Filings by Division

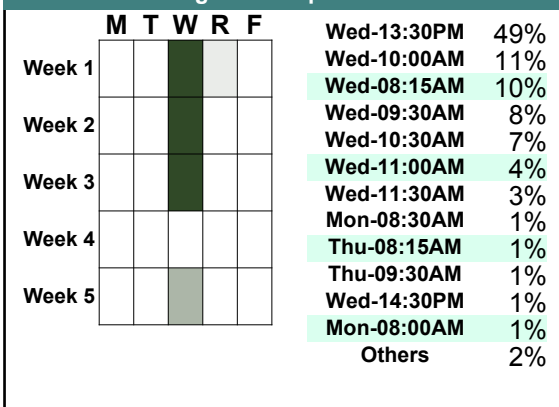


% of Filings by Case Type (Top 10)

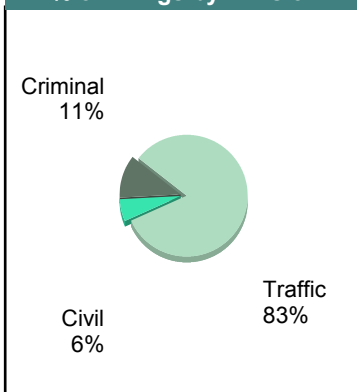


		<u>Filings</u>	<u>Hearings</u>	<u>Transactions</u>	<u>Concluded</u>	<u>Cont</u>
<u>Criminal</u>						
Capias	CA	9	20	20	6	14
Civil Violation	CV	4	10	10	4	5
Felony	F	24	48	56	15	41
Misdemeanor	M	76	203	209	101	108
Show Cause	SC	7	18	18	5	12
Criminal Total		120	299	313	131	180
<u>Traffic</u>						
Capias	CA	4	5	5	4	1
Civil Violation	CV	1	0	1	1	-
Felony	F	2	5	6	1	5
Infraction	I	784	761	889	818	69
Misdemeanor	M	82	172	172	81	91
Show Cause	SC	5	11	11	7	3
Traffic Total		878	954	1,084	912	169
<u>Civil</u>						
Admin License	AL	10	0	10	10	-
Counter Claim	CC	1	0	1	1	-
Detinue	DT	0	1	1	1	-
Garnishment	GA	1	0	1	1	-
Impoundment	IM	2	0	2	2	-
Protective Order	PO	3	0	3	3	-
Prelim Prot Order	PP	3	0	3	3	-
Unlawful Detainer	UD	38	19	43	37	6
Warrant in Debt	WD	3	6	8	3	5
Civil Total		61	26	72	61	11
Gloucester Totals		1,059	1,279	1,469	1,104	360

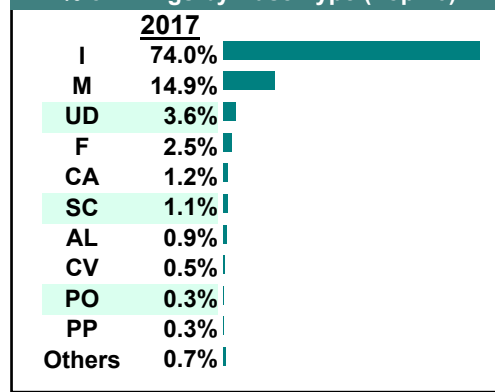
Calendared Filings with Top 12 Scheduled Times



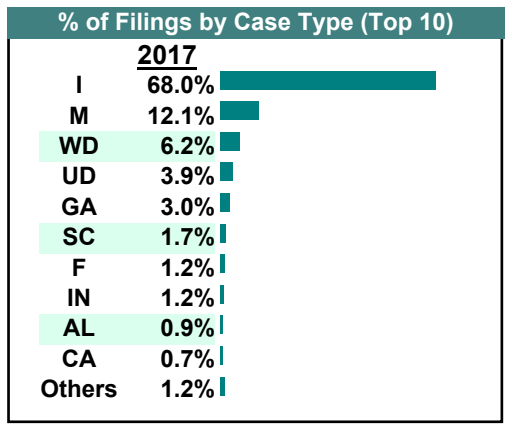
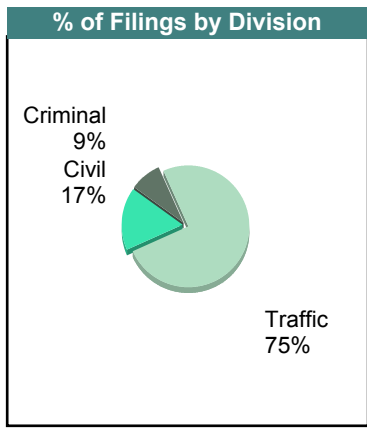
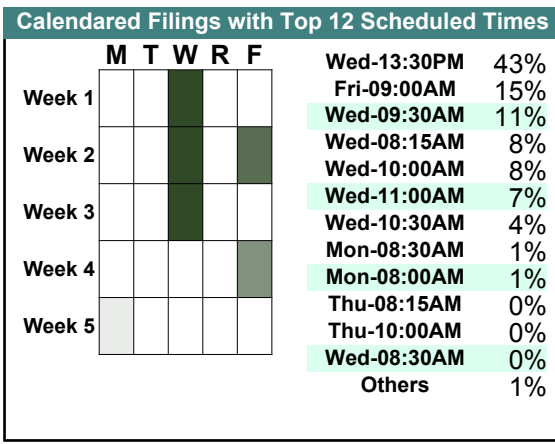
% of Filings by Division



% of Filings by Case Type (Top 10)



		<u>Filings</u>	<u>Hearings</u>	<u>Transactions</u>	<u>Concluded</u>	<u>Cont</u>
<u>Criminal</u>						
Capias	CA	7	23	23	10	13
Civil Violation	CV	1	10	10	2	8
Felony	F	15	35	37	9	28
Misdemeanor	M	72	189	194	77	117
Show Cause	SC	8	19	19	7	12
Criminal Total		103	276	283	105	178
<u>Traffic</u>						
Capias	CA	1	3	3	1	2
Felony	F	0	2	3	1	2
Infraction	I	823	911	1,040	890	150
Misdemeanor	M	74	178	180	70	110
Restricted O/L	RL	2	2	2	2	-
Show Cause	SC	7	11	11	4	7
Traffic Total		907	1,107	1,239	968	271
<u>Civil</u>						
Abstract	AJ	1	0	1	1	-
Admin License	AL	11	0	11	11	-
Bond Forfeiture	BF	1	0	1	1	-
Detinue	DT	1	1	1	0	1
Garnishment	GA	36	0	36	36	-
Impoundment	IM	1	0	1	1	-
Interrogatory	IN	14	6	20	14	6
Other	OT	1	0	1	1	-
Protective Order	PO	5	0	5	5	-
Prelim Prot Order	PP	2	0	2	2	-
Show Cause	SC	6	1	6	5	1
Unlawful Detainer	UD	47	27	59	44	15
Warrant in Debt	WD	75	71	98	75	23
Civil Total		201	106	242	196	46
Gloucester Totals		1,211	1,489	1,764	1,269	495

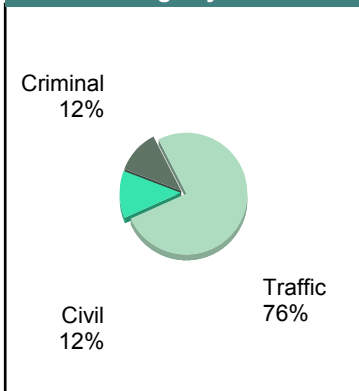


		Filings	Hearings	Transactions	Concluded	Cont
<u>Criminal</u>						
Capias	CA	7	39	39	23	16
Civil Violation	CV	9	8	9	4	5
Felony	F	17	44	56	31	25
Misdemeanor	M	133	254	261	99	162
Show Cause	SC	6	13	13	5	8
Criminal Total		172	358	378	162	216
<u>Traffic</u>						
Capias	CA	4	13	13	5	8
Felony	F	3	17	18	5	13
Infraction	I	983	902	1,140	990	150
Misdemeanor	M	115	239	239	109	130
Restricted O/L	RL	1	2	2	2	-
Show Cause	SC	9	14	14	6	8
Traffic Total		1,115	1,187	1,426	1,117	309
<u>Civil</u>						
Admin License	AL	22	0	22	22	-
Detinue	DT	1	1	1	0	1
Garnishment	GA	38	0	39	39	-
Impoundment	IM	3	0	3	3	-
Interrogatory	IN	8	4	11	7	4
Other	OT	1	0	1	1	-
Protective Order	PO	6	0	6	6	-
Prelim Prot Order	PP	4	2	6	4	1
Show Cause	SC	1	0	3	3	-
Unlawful Detainer	UD	31	25	40	29	11
Warrant in Debt	WD	68	62	90	72	18
Civil Total		183	94	222	186	35
Gloucester Totals		1,470	1,639	2,026	1,465	560

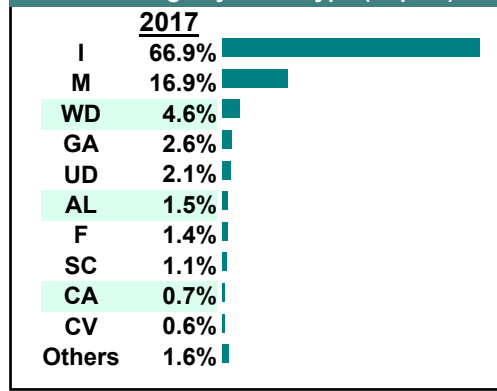
Calendared Filings with Top 12 Scheduled Times

	M	T	W	R	F		
Week 1						Wed-13:30PM	36%
						Wed-09:30AM	13%
						Wed-08:15AM	13%
Week 2						Fri-09:00AM	10%
						Wed-11:00AM	10%
Week 3						Wed-10:30AM	9%
						Wed-10:00AM	3%
Week 4						Mon-08:00AM	1%
						Mon-08:30AM	1%
						Thu-08:15AM	1%
						Tue-08:00AM	1%
						Mon-08:15AM	0%
						Others	3%

% of Filings by Division

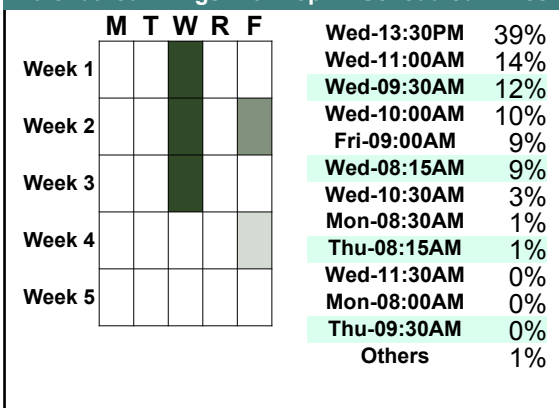


% of Filings by Case Type (Top 10)

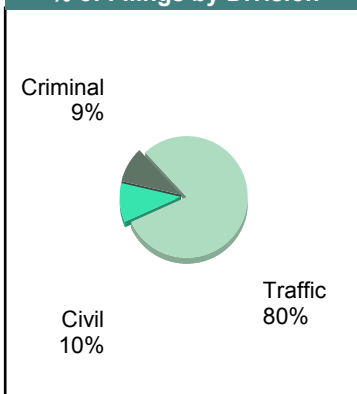


		<u>Filings</u>	<u>Hearings</u>	<u>Transactions</u>	<u>Concluded</u>	<u>Cont</u>
<u>Criminal</u>						
Capias	CA	15	38	38	12	25
Civil Violation	CV	1	1	1	0	1
Felony	F	20	46	57	20	37
Misdemeanor	M	80	225	234	97	134
Show Cause	SC	6	22	22	15	7
Criminal Total		122	332	352	144	204
<u>Traffic</u>						
Capias	CA	0	4	4	2	2
Civil Violation	CV	1	1	1	1	-
Felony	F	4	4	4	0	4
Infraction	I	964	869	1,063	851	206
Misdemeanor	M	80	190	192	94	97
Restricted O/L	RL	0	1	1	0	1
Show Cause	SC	5	7	7	4	3
Traffic Total		1,054	1,076	1,272	952	313
<u>Civil</u>						
Admin License	AL	9	0	9	9	-
Capias	CA	1	0	1	1	-
Counter Claim	CC	0	0	1	1	-
Garnishment	GA	9	1	10	9	1
Interrogatory	IN	12	7	24	17	7
Motion for Judgment	MJ	5	5	5	5	-
Protective Order	PO	2	0	2	2	-
Prelim Prot Order	PP	7	2	8	6	1
Show Cause	SC	10	2	11	9	2
Unlawful Detainer	UD	28	15	32	26	6
Warrant in Debt	WD	53	54	72	50	22
Civil Total		136	86	175	135	39
Gloucester Totals		1,312	1,494	1,799	1,231	556

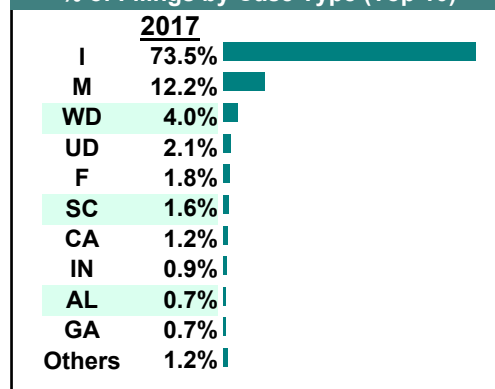
Calendared Filings with Top 12 Scheduled Times



% of Filings by Division

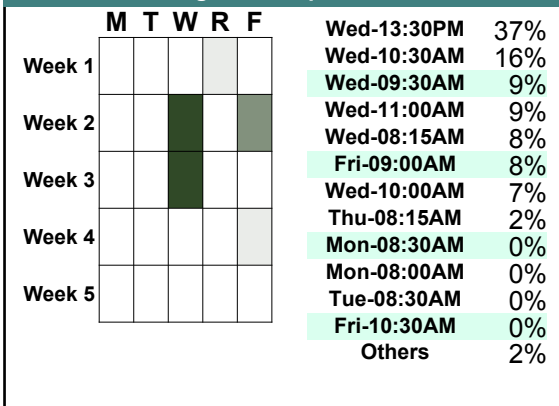


% of Filings by Case Type (Top 10)

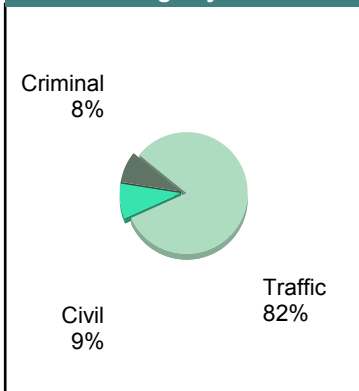


		<u>Filings</u>	<u>Hearings</u>	<u>Transactions</u>	<u>Concluded</u>	<u>Cont</u>
<u>Criminal</u>						
Capias	CA	15	32	32	9	23
Civil Violation	CV	2	7	8	7	1
Felony	F	8	36	44	21	23
Misdemeanor	M	86	191	199	89	110
Show Cause	SC	8	21	21	7	14
Criminal Total		119	287	304	133	171
<u>Traffic</u>						
Capias	CA	3	4	4	1	3
Felony	F	2	4	6	2	4
Infraction	I	1,055	914	1,162	1,064	98
Misdemeanor	M	95	197	197	99	98
Restricted O/L	RL	1	2	2	1	1
Show Cause	SC	4	5	5	3	2
Traffic Total		1,160	1,126	1,376	1,170	206
<u>Civil</u>						
Abstract	AJ	1	0	1	1	-
Admin License	AL	9	0	9	9	-
Counter Claim	CC	0	1	1	0	1
Garnishment	GA	23	1	25	24	1
Impoundment	IM	2	0	2	2	-
Interrogatory	IN	6	6	12	6	6
Other	OT	2	0	2	2	-
Prelim Prot Order	PP	6	0	6	6	-
Show Cause	SC	7	1	7	6	1
Unlawful Detainer	UD	28	15	30	27	3
Warrant in Debt	WD	45	38	63	50	13
Civil Total		129	62	158	133	25
Gloucester Totals		1,408	1,475	1,838	1,436	402


Calendared Filings with Top 12 Scheduled Times



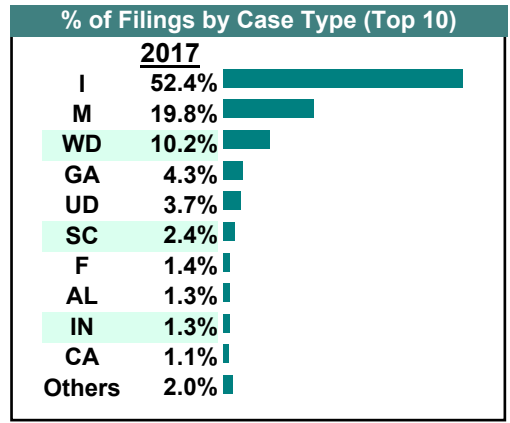
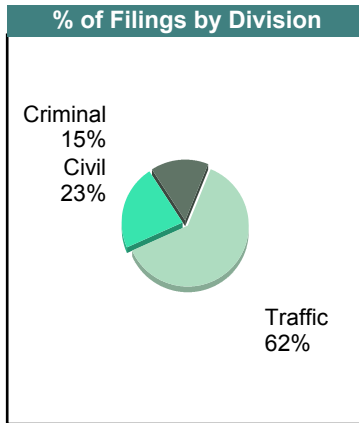
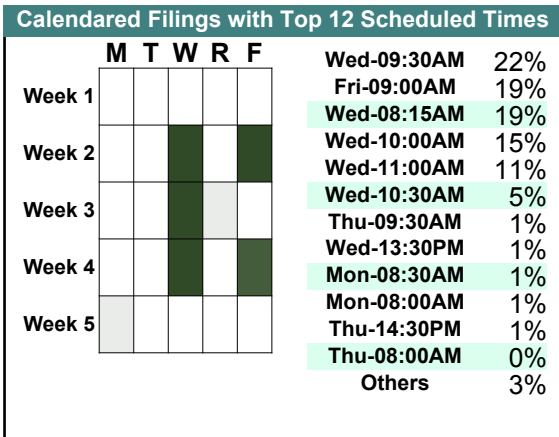
% of Filings by Division



% of Filings by Case Type (Top 10)

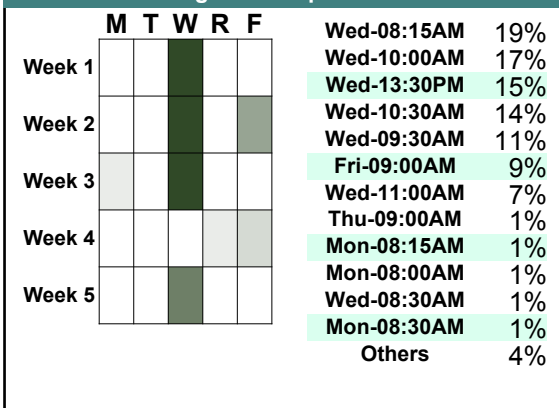


		Filings	Hearings	Transactions	Concluded	Cont
<u>Criminal</u>						
Capias	CA	8	20	20	8	12
Civil Violation	CV	1	2	2	1	1
Felony	F	10	53	58	27	31
Misdemeanor	M	71	171	174	69	105
Show Cause	SC	15	23	23	10	13
Criminal Total		105	269	277	115	162
<u>Traffic</u>						
Capias	CA	0	9	9	6	3
Felony	F	0	1	1	0	1
Infraction	I	366	277	456	369	87
Misdemeanor	M	67	159	161	75	86
Restricted O/L	RL	1	1	1	0	1
Show Cause	SC	1	4	4	4	-
Traffic Total		435	451	632	454	178
<u>Civil</u>						
Admin License	AL	9	0	9	9	-
Counter Claim	CC	0	1	1	0	1
Garnishment	GA	30	2	30	28	2
Impoundment	IM	3	0	3	3	-
Interrogatory	IN	9	8	11	3	8
Other	OT	3	0	3	3	-
Protective Order	PO	4	0	4	4	-
Prelim Prot Order	PP	1	2	3	1	2
Show Cause	SC	1	0	1	1	-
Tenants Assertion	TA	1	1	1	1	-
Unlawful Detainer	UD	26	17	31	29	2
Warrant in Debt	WD	71	70	87	58	29
Civil Total		158	101	184	140	44
Gloucester Totals		698	821	1,093	709	384

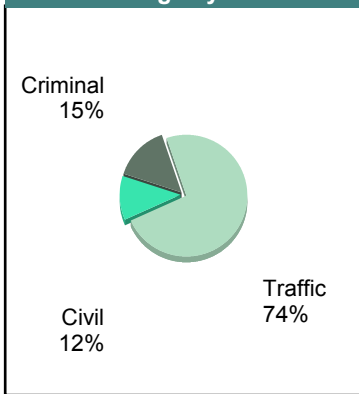


		<u>Filings</u>	<u>Hearings</u>	<u>Transactions</u>	<u>Concluded</u>	<u>Cont</u>
<u>Criminal</u>						
Capias	CA	18	38	38	18	20
Civil Violation	CV	5	16	16	7	9
Felony	F	27	61	63	13	50
Misdemeanor	M	86	232	239	79	160
Show Cause	SC	6	16	16	7	9
Criminal Total		142	363	372	124	248
<u>Traffic</u>						
Capias	CA	2	9	9	3	6
Felony	F	4	7	8	1	7
Infraction	I	589	546	749	589	160
Misdemeanor	M	107	205	206	80	126
Restricted O/L	RL	1	1	1	1	-
Show Cause	SC	4	8	8	4	4
Traffic Total		707	776	981	678	303
<u>Civil</u>						
Abstract	AJ	1	0	1	1	-
Admin License	AL	16	0	16	16	-
Counter Claim	CC	0	1	1	1	-
Garnishment	GA	14	0	14	14	-
Impoundment	IM	3	0	3	3	-
Interrogatory	IN	5	4	11	7	4
Other	OT	2	0	2	2	-
Protective Order	PO	3	0	3	3	-
Prelim Prot Order	PP	5	2	6	4	2
Show Cause	SC	5	0	5	5	-
Unlawful Detainer	UD	29	18	35	29	6
Warrant in Debt	WD	28	34	50	38	12
Civil Total		111	59	147	123	24
Gloucester Totals		960	1,198	1,500	925	575

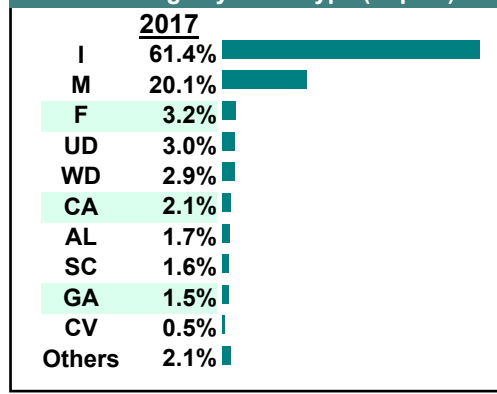
Calendared Filings with Top 12 Scheduled Times



% of Filings by Division




% of Filings by Case Type (Top 10)

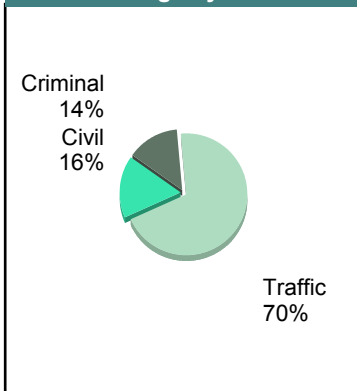


		<u>Filings</u>	<u>Hearings</u>	<u>Transactions</u>	<u>Concluded</u>	<u>Cont</u>
<u>Criminal</u>						
Capias	CA	4	19	19	9	10
Civil Violation	CV	1	5	5	1	4
Felony	F	20	64	75	19	56
Misdemeanor	M	85	180	182	55	127
Show Cause	SC	7	18	18	6	12
Criminal Total		117	286	299	90	209
<u>Traffic</u>						
Capias	CA	5	8	8	1	7
Felony	F	1	2	2	0	2
Infraction	I	507	423	593	489	104
Misdemeanor	M	76	153	153	48	105
Show Cause	SC	2	5	5	1	4
Traffic Total		591	591	761	539	222
<u>Civil</u>						
Abstract	AJ	2	0	2	2	-
Admin License	AL	8	0	8	8	-
Counter Claim	CC	1	1	2	1	1
Detinue	DT	0	0	1	1	-
Garnishment	GA	19	0	19	19	-
Interrogatory	IN	9	7	17	10	7
Motion for Judgment	MJ	0	0	2	2	-
Protective Order	PO	4	0	4	4	-
Prelim Prot Order	PP	6	0	6	6	-
Show Cause	SC	6	0	7	7	-
Unlawful Detainer	UD	24	17	28	23	5
Warrant in Debt	WD	60	59	89	71	18
Civil Total		139	84	185	154	31
Gloucester Totals		847	961	1,245	783	462

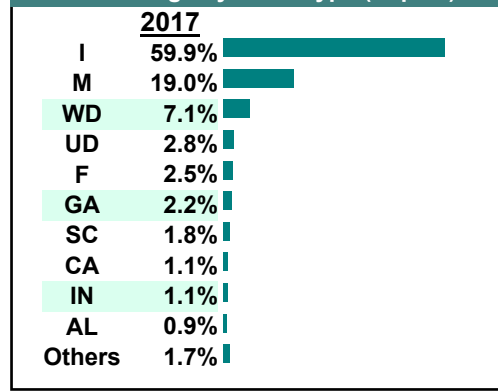
Calendared Filings with Top 12 Scheduled Times



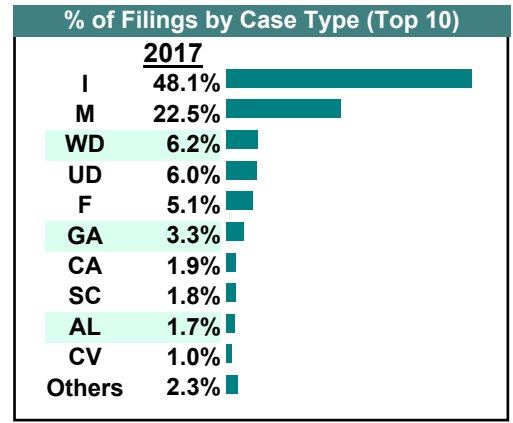
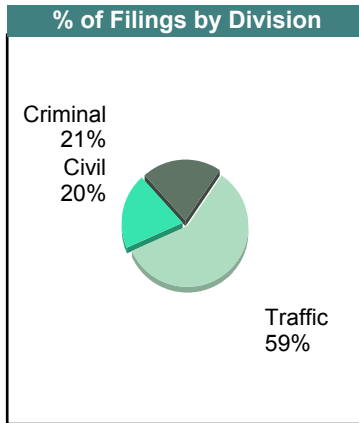
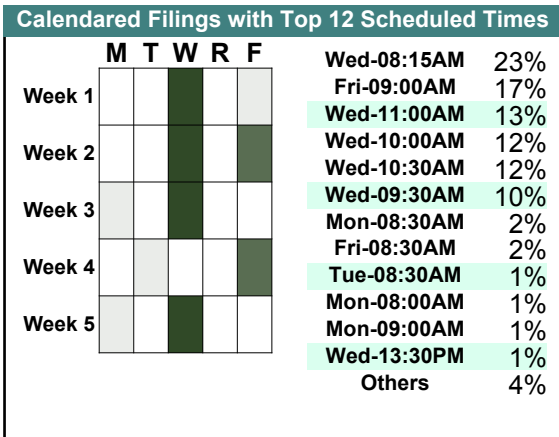
% of Filings by Division



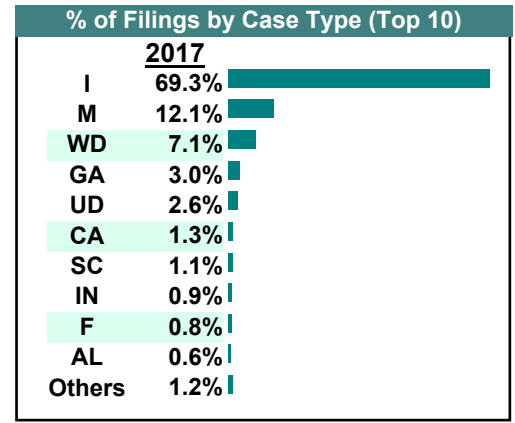
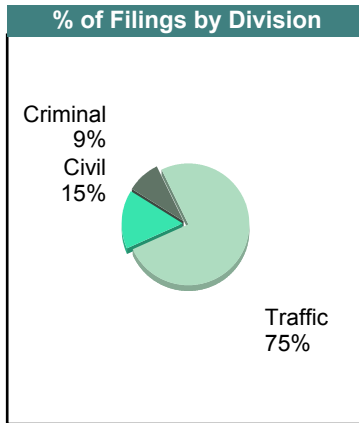
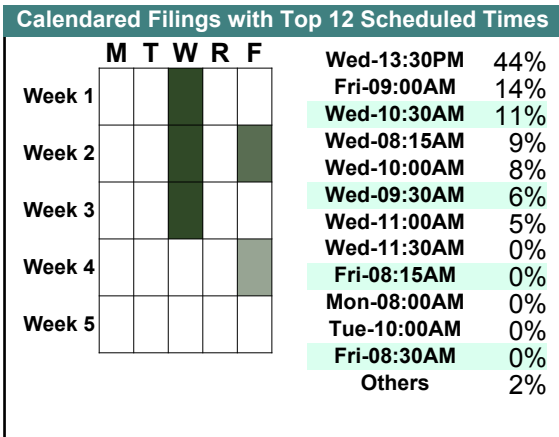
% of Filings by Case Type (Top 10)



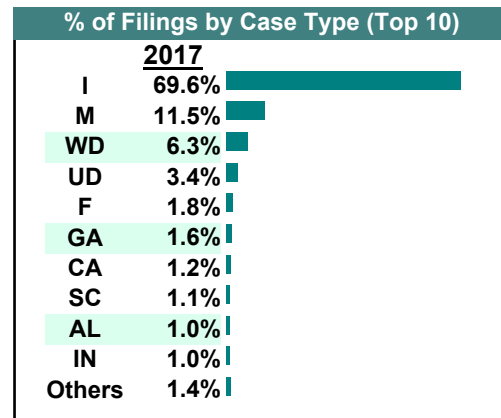
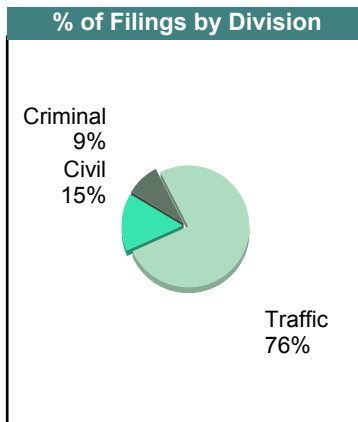

		<u>Filings</u>	<u>Hearings</u>	<u>Transactions</u>	<u>Concluded</u>	<u>Cont</u>
<u>Criminal</u>						
Capias	CA	13	40	40	10	30
Civil Violation	CV	8	10	10	1	9
Felony	F	40	65	69	12	57
Misdemeanor	M	96	187	191	58	133
Show Cause	SC	8	16	16	5	11
Criminal Total		165	318	326	86	240
<u>Traffic</u>						
Capias	CA	2	6	6	2	4
Infraction	I	375	302	452	352	100
Misdemeanor	M	79	153	153	60	93
Restricted O/L	RL	2	2	2	2	-
Show Cause	SC	0	7	7	3	4
Traffic Total		458	470	620	419	201
<u>Civil</u>						
Admin License	AL	13	0	13	13	-
Capias	CA	0	1	2	1	1
Counter Claim	CC	1	1	1	0	1
Detinue	DT	1	0	2	2	-
Garnishment	GA	26	0	27	27	-
Impoundment	IM	2	0	2	2	-
Interrogatory	IN	7	6	12	6	6
Protective Order	PO	2	0	2	2	-
Prelim Prot Order	PP	2	0	2	2	-
Petition-Restore Arms	PR	1	0	1	1	-
Show Cause	SC	6	2	7	5	2
Unlawful Detainer	UD	47	24	52	45	7
Warrant in Debt	WD	48	49	60	39	21
Civil Total		156	83	183	145	38
Gloucester Totals		779	871	1,129	650	479



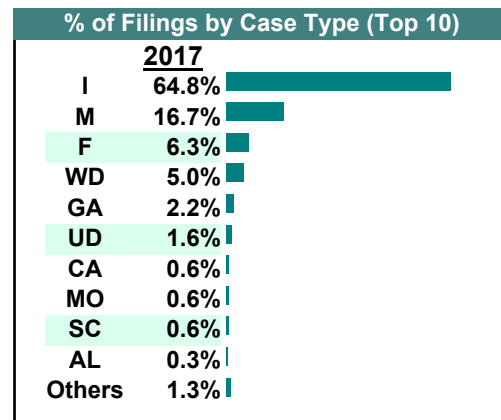
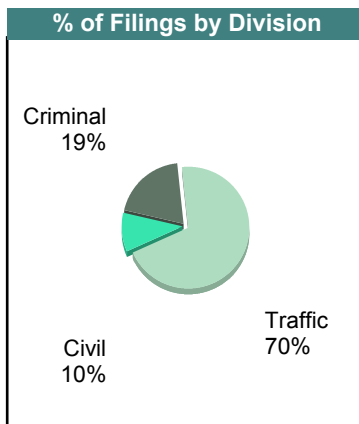
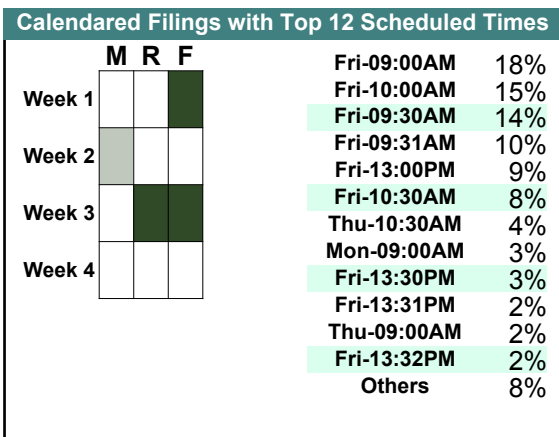
		<u>Filings</u>	<u>Hearings</u>	<u>Transactions</u>	<u>Concluded</u>	<u>Cont</u>
<u>Criminal</u>						
Capias	CA	12	34	34	8	26
Civil Violation	CV	1	4	4	3	1
Felony	F	8	47	59	24	35
Misdemeanor	M	66	174	182	114	68
Show Cause	SC	4	11	11	5	6
Criminal Total		91	270	290	154	136
<u>Traffic</u>						
Capias	CA	1	1	1	1	-
Felony	F	0	0	1	1	-
Infraction	I	699	677	805	716	89
Misdemeanor	M	56	129	132	66	66
Restricted O/L	RL	1	1	1	1	-
Show Cause	SC	4	7	7	2	5
Traffic Total		761	815	947	787	160
<u>Civil</u>						
Admin License	AL	6	0	6	6	-
Capias	CA	0	1	1	0	1
Garnishment	GA	30	1	31	30	1
Impoundment	IM	1	0	1	1	-
Interrogatory	IN	9	2	12	10	2
Motion for Judgment	MJ	2	2	2	2	-
Overweight	OC	0	0	1	1	-
Protective Order	PO	5	0	5	5	-
Prelim Prot Order	PP	2	0	2	2	-
Show Cause	SC	3	0	3	3	-
Unlawful Detainer	UD	26	12	33	32	1
Warrant in Debt	WD	72	75	99	71	28
Civil Total		156	93	196	163	33
Gloucester Totals		1,008	1,178	1,433	1,104	329



		<u>Filings</u>	<u>Hearings</u>	<u>Transactions</u>	<u>Concluded</u>	<u>Cont</u>
<u>Criminal</u>						
Capias	CA	12	37	37	18	19
Civil Violation	CV	1	4	4	3	1
Felony	F	23	60	74	39	35
Misdemeanor	M	73	177	180	72	108
Show Cause	SC	5	14	14	5	9
Criminal Total		114	292	309	137	172
<u>Traffic</u>						
Capias	CA	3	4	4	1	3
Felony	F	0	1	2	1	1
Infraction	I	895	822	1,003	890	113
Misdemeanor	M	75	145	145	73	72
Show Cause	SC	3	7	7	3	4
Traffic Total		976	979	1,161	968	193
<u>Civil</u>						
Admin License	AL	13	0	13	13	-
Capias	CA	1	0	1	1	-
Detinue	DT	5	4	6	4	2
Garnishment	GA	20	1	21	20	1
Interrogatory	IN	13	5	19	14	5
Protective Order	PO	3	0	3	3	-
Prelim Prot Order	PP	9	0	9	9	-
Show Cause	SC	6	0	6	6	-
Unlawful Detainer	UD	44	27	53	46	7
Warrant in Debt	WD	81	69	96	73	23
Civil Total		195	106	227	189	38
Gloucester Totals		1,285	1,377	1,697	1,294	403




		Filings	Hearings	Transactions	Concluded	Cont
<u>Criminal</u>						
Capias	CA	2	4	4	2	2
Felony	F	20	39	39	11	28
Misdemeanor	M	36	124	129	47	82
Motion	MO	2	3	3	2	1
Show Cause	SC	2	5	5	2	3
Criminal Total		62	175	180	64	116
<u>Traffic</u>						
Infraction	I	206	149	238	199	39
Misdemeanor	M	17	28	28	19	9
Traffic Total		223	177	266	218	48
<u>Civil</u>						
Admin License	AL	1	0	1	1	-
Counter Claim	CC	1	1	1	0	1
Garnishment	GA	7	0	7	7	-
Impoundment	IM	1	0	1	1	-
Other	OT	1	0	1	1	-
Prelim Prot Order	PP	1	0	1	1	-
Unlawful Detainer	UD	5	4	6	5	1
Warrant in Debt	WD	16	17	19	12	7
Civil Total		33	22	37	28	9
King & Queen Totals		318	374	483	310	173

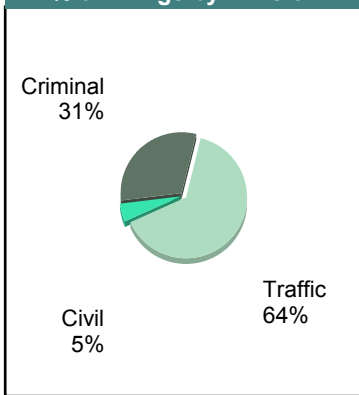


		Filings	Hearings	Transactions	Concluded	Cont
<u>Criminal</u>						
Capias	CA	1	4	4	2	2
Civil Violation	CV	2	4	4	2	2
Felony	F	32	48	48	10	38
Misdemeanor	M	56	144	144	82	62
Show Cause	SC	1	6	6	3	3
Criminal Total		92	206	206	99	107
<u>Traffic</u>						
Infraction	I	176	141	223	195	28
Misdemeanor	M	15	23	23	13	10
Restricted O/L	RL	1	1	1	1	-
Traffic Total		192	165	247	209	38
<u>Civil</u>						
Admin License	AL	2	0	2	2	-
Bond Forfeiture	BF	0	1	1	1	-
Garnishment	GA	1	0	1	1	-
Interrogatory	IN	1	0	1	1	-
Unlawful Detainer	UD	2	2	2	1	1
Warrant in Debt	WD	8	3	8	7	1
Civil Total		14	6	15	13	2
King & Queen Totals		298	377	468	321	147

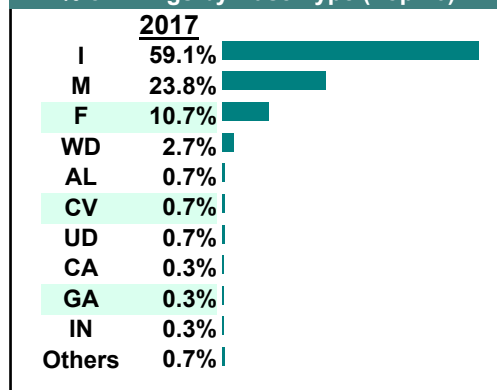
Calendared Filings with Top 12 Scheduled Times



% of Filings by Division



% of Filings by Case Type (Top 10)



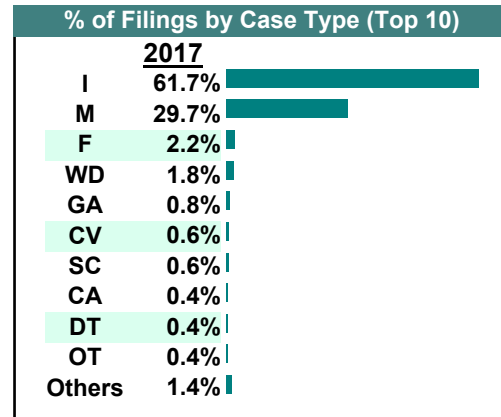
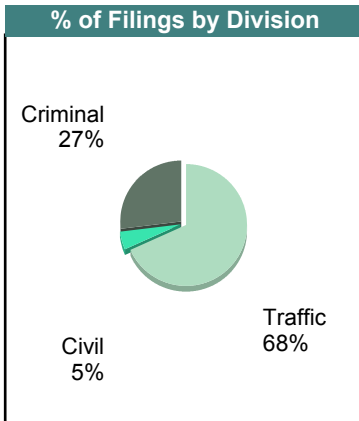
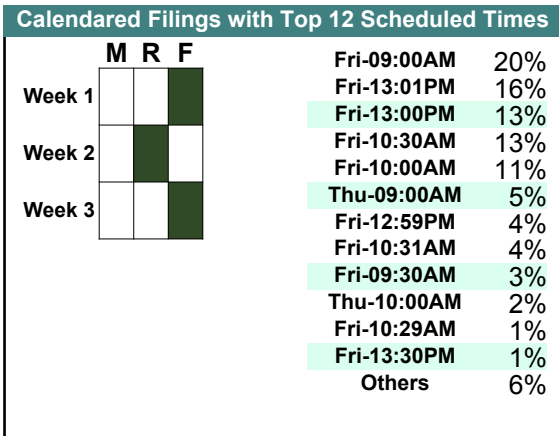
CASELOAD STATISTICS OF THE GENERAL DISTRICT COURTS

October 2017

King & Queen


District: 9

		<u>Filings</u>	<u>Hearings</u>	<u>Transactions</u>	<u>Concluded</u>	<u>Cont</u>
<u>Criminal</u>						
Capias	CA	2	8	8	5	3
Civil Violation	CV	3	4	4	2	2
Felony	F	11	20	20	10	10
Misdemeanor	M	116	169	183	60	123
Show Cause	SC	3	4	4	1	3
Criminal Total		135	205	219	78	141
<u>Traffic</u>						
Infraction	I	309	208	351	297	54
Misdemeanor	M	33	40	40	29	11
Traffic Total		342	248	391	326	65
<u>Civil</u>						
Admin License	AL	1	0	1	1	-
Detinue	DT	2	3	3	3	-
Garnishment	GA	4	0	4	4	-
Impoundment	IM	1	0	1	1	-
Overweight	OC	1	0	1	1	-
Other	OT	2	0	2	2	-
Protective Order	PO	1	0	1	1	-
Prelim Prot Order	PP	1	0	1	1	-
Unlawful Detainer	UD	2	2	2	2	-
Warrant in Debt	WD	9	9	11	8	3
Civil Total		24	14	27	24	3
King & Queen Totals		501	467	637	428	209

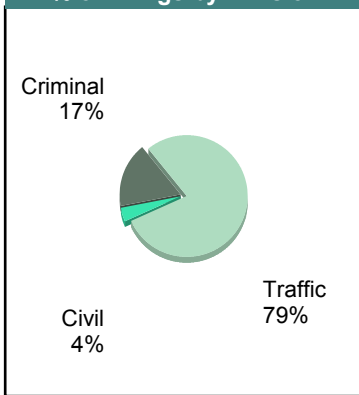


		Filings	Hearings	Transactions	Concluded	Cont
<u>Criminal</u>						
Capias	CA	2	8	8	5	3
Civil Violation	CV	2	2	2	2	-
Felony	F	12	30	30	9	21
Misdemeanor	M	32	64	66	28	38
Show Cause	SC	3	5	5	4	1
Criminal Total		51	109	111	48	63
<u>Traffic</u>						
Infraction	I	221	152	252	220	32
Misdemeanor	M	14	28	28	20	8
Show Cause	SC	0	1	1	1	-
Traffic Total		235	181	281	241	40
<u>Civil</u>						
Admin License	AL	2	0	2	2	-
Detinue	DT	1	1	1	1	-
Garnishment	GA	1	0	1	1	-
Impoundment	IM	2	0	2	2	-
Other	OT	1	0	1	1	-
Warrant in Debt	WD	4	3	5	5	-
Civil Total		11	4	12	12	0
King & Queen Totals		297	294	404	301	103

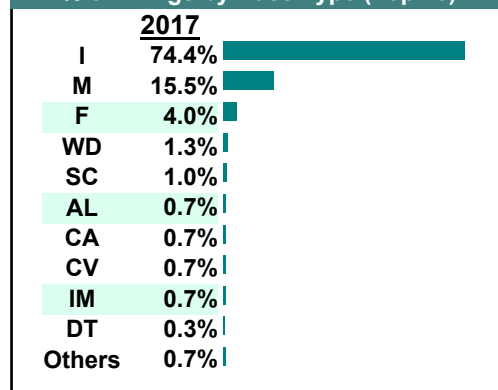
Calendared Filings with Top 12 Scheduled Times



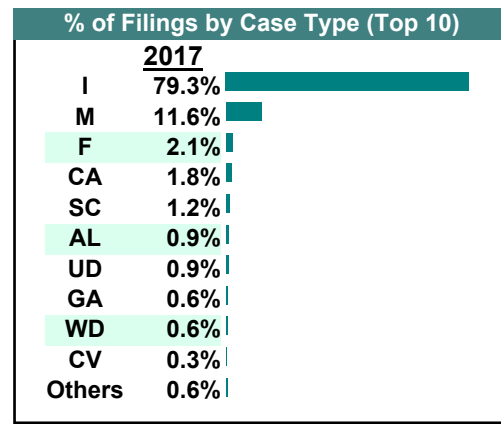
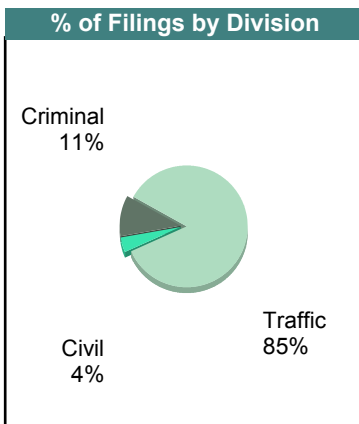
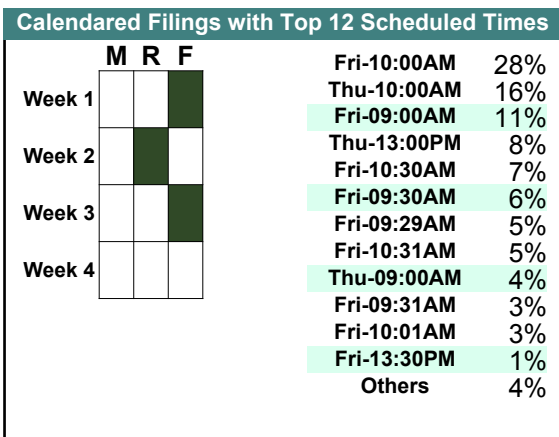
% of Filings by Division



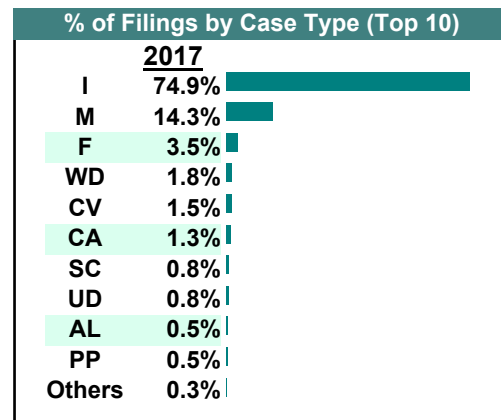
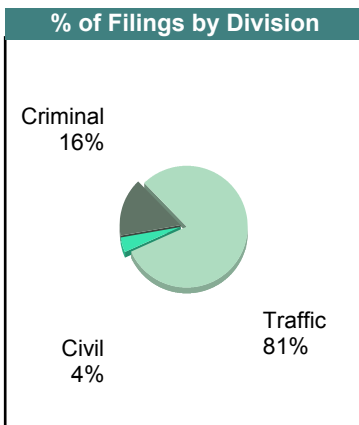
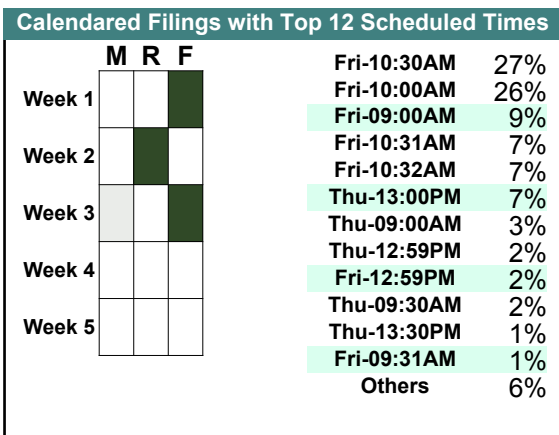
% of Filings by Case Type (Top 10)



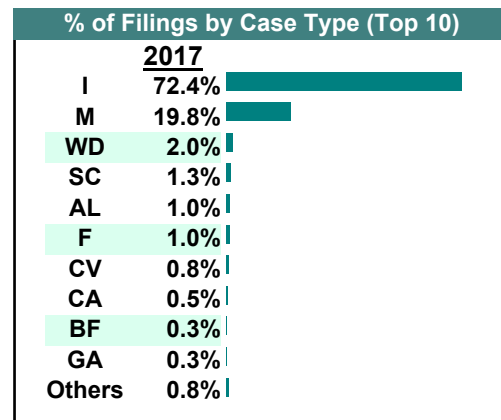
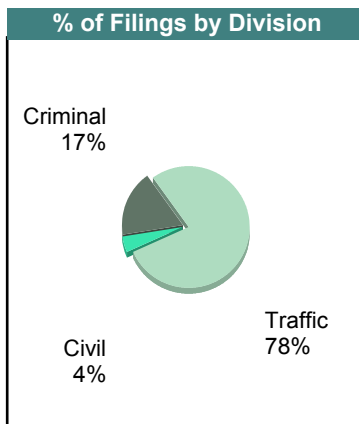
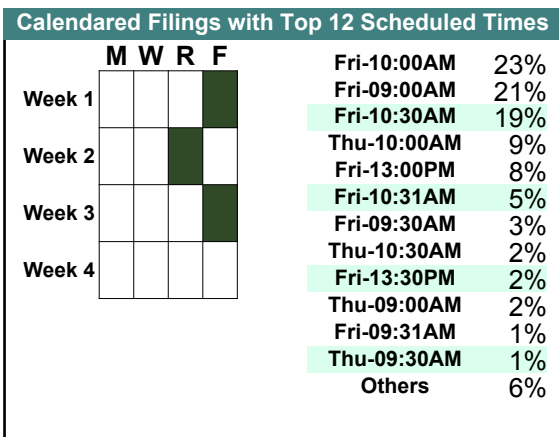
		Filings	Hearings	Transactions	Concluded	Cont
<u>Criminal</u>						
Capias	CA	6	12	12	5	7
Civil Violation	CV	1	3	3	2	1
Felony	F	7	16	16	4	12
Misdemeanor	M	18	68	68	22	46
Show Cause	SC	3	4	4	3	1
Criminal Total		35	103	103	36	67
<u>Traffic</u>						
Infraction	I	260	171	297	257	40
Misdemeanor	M	20	31	32	21	11
Traffic Total		280	202	329	278	51
<u>Civil</u>						
Admin License	AL	3	0	3	3	-
Detinue	DT	1	1	1	0	1
Garnishment	GA	2	0	2	2	-
Interrogatory	IN	0	0	1	1	-
Protective Order	PO	1	1	1	0	1
Show Cause	SC	1	0	1	1	-
Unlawful Detainer	UD	3	3	4	3	1
Warrant in Debt	WD	2	2	2	2	-
Civil Total		13	7	15	12	3
King & Queen Totals		328	312	447	326	121



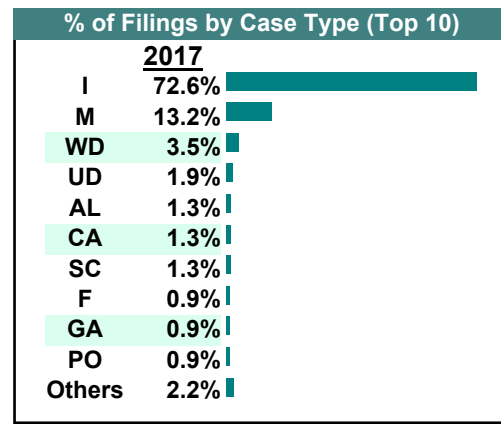
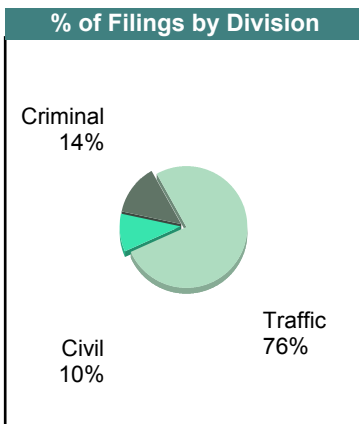
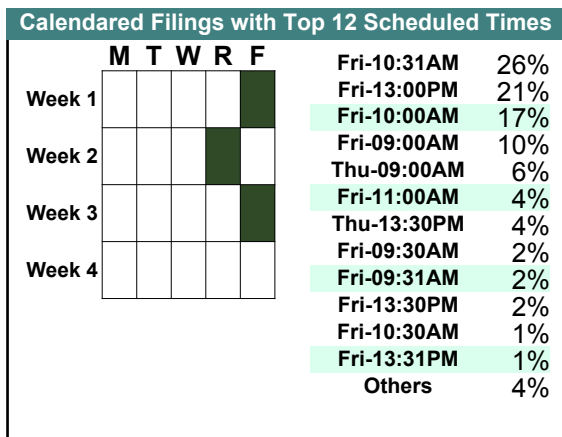
		<u>Filings</u>	<u>Hearings</u>	<u>Transactions</u>	<u>Concluded</u>	<u>Cont</u>
<u>Criminal</u>						
Capias	CA	5	8	8	3	5
Civil Violation	CV	6	6	6	6	-
Felony	F	14	26	26	8	18
Misdemeanor	M	34	79	83	28	55
Show Cause	SC	3	4	4	3	1
Criminal Total		62	123	127	48	79
<u>Traffic</u>						
Infraction	I	298	185	330	307	23
Misdemeanor	M	23	32	32	17	15
Traffic Total		321	217	362	324	38
<u>Civil</u>						
Admin License	AL	2	0	3	3	-
Protective Order	PO	1	0	1	1	-
Prelim Prot Order	PP	2	0	2	2	-
Unlawful Detainer	UD	3	2	5	5	-
Warrant in Debt	WD	7	8	9	7	2
Civil Total		15	10	20	18	2
King & Queen Totals		398	350	509	390	119



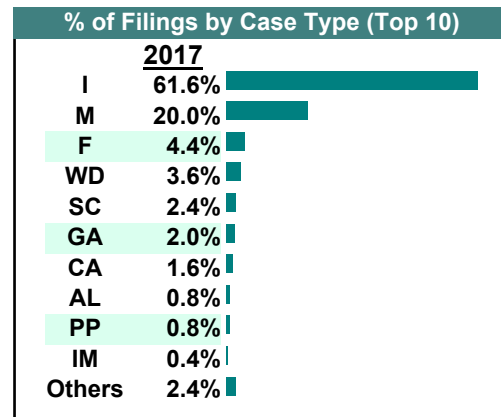
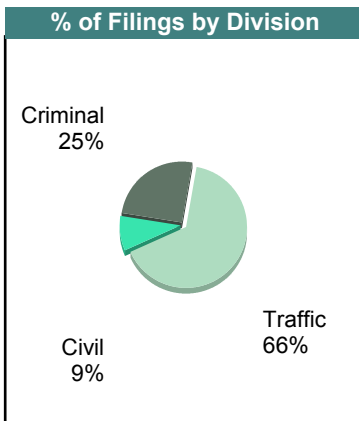
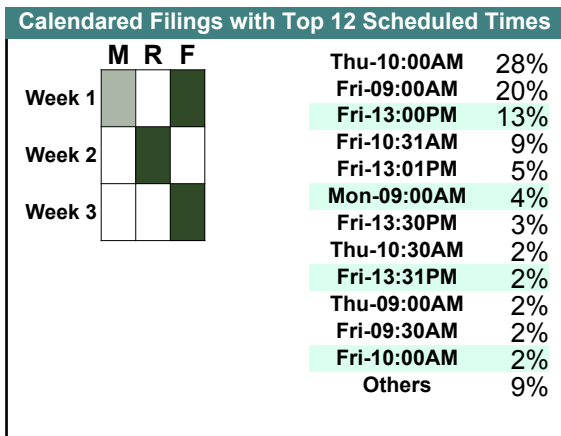
		<u>Filings</u>	<u>Hearings</u>	<u>Transactions</u>	<u>Concluded</u>	<u>Cont</u>
<u>Criminal</u>						
Capias	CA	2	8	8	5	3
Civil Violation	CV	3	4	4	2	2
Felony	F	4	11	11	5	6
Misdemeanor	M	56	101	101	36	65
Show Cause	SC	4	14	14	9	5
Criminal Total		69	138	138	57	81
<u>Traffic</u>						
Infraction	I	288	183	321	280	41
Misdemeanor	M	23	31	31	20	11
Show Cause	SC	1	1	1	0	1
Traffic Total		312	215	353	300	53
<u>Civil</u>						
Admin License	AL	4	0	4	4	-
Bond Forfeiture	BF	1	1	1	0	1
Garnishment	GA	1	0	1	1	-
Protective Order	PO	1	0	3	3	-
Prelim Prot Order	PP	1	0	1	1	-
Unlawful Detainer	UD	1	0	1	1	-
Warrant in Debt	WD	8	7	10	9	1
Civil Total		17	8	21	19	2
King & Queen Totals		398	361	512	376	136



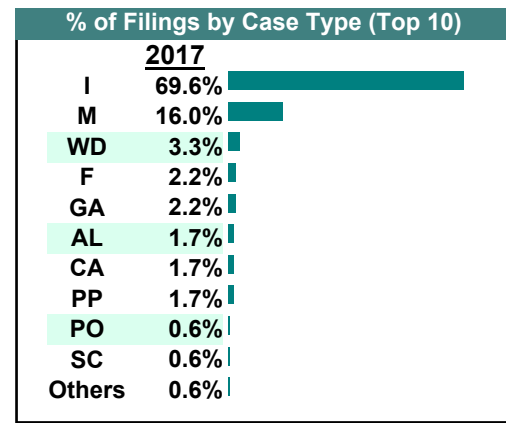
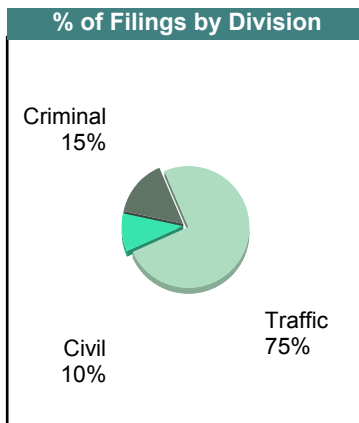
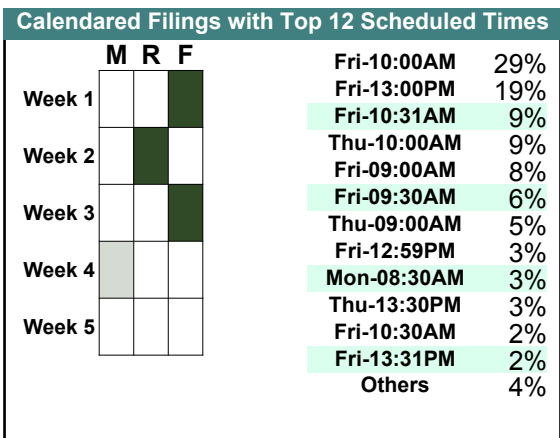
		Filings	Hearings	Transactions	Concluded	Cont
<u>Criminal</u>						
Capias	CA	4	6	6	2	4
Civil Violation	CV	2	3	3	2	1
Felony	F	3	12	12	8	4
Misdemeanor	M	30	78	78	32	46
Show Cause	SC	4	9	9	3	6
Criminal Total		43	108	108	47	61
<u>Traffic</u>						
Infraction	I	230	137	255	222	33
Misdemeanor	M	12	17	17	12	5
Traffic Total		242	154	272	234	38
<u>Civil</u>						
Abstract	AJ	2	0	2	2	-
Admin License	AL	4	0	4	4	-
Garnishment	GA	3	0	3	3	-
Impoundment	IM	2	0	2	2	-
Other	OT	1	0	1	1	-
Protective Order	PO	3	2	4	2	2
Unlawful Detainer	UD	6	7	7	4	3
Warrant in Debt	WD	11	11	13	9	4
Civil Total		32	20	36	27	9
King & Queen Totals		317	282	416	308	108



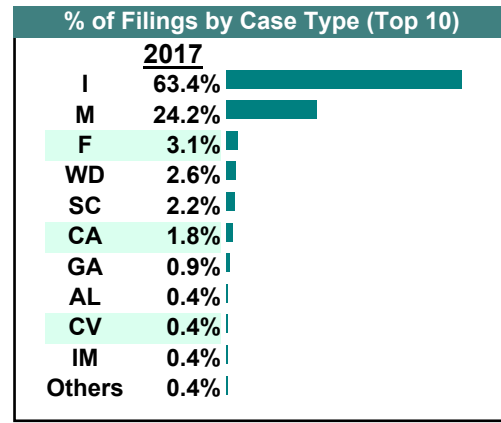
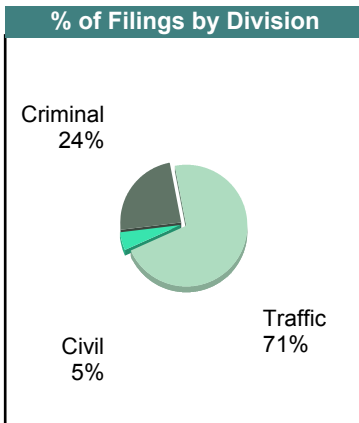
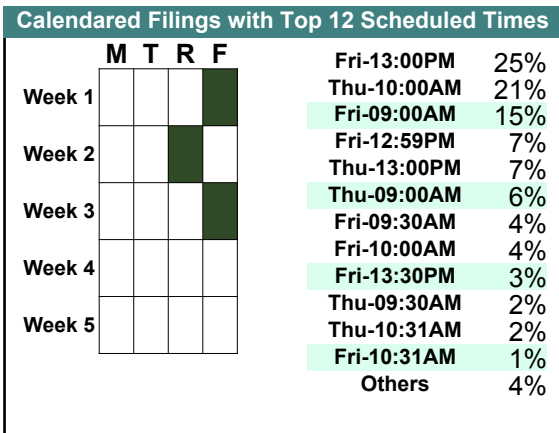
		<u>Filings</u>	<u>Hearings</u>	<u>Transactions</u>	<u>Concluded</u>	<u>Cont</u>
<u>Criminal</u>						
Capias	CA	4	10	10	4	6
Civil Violation	CV	0	2	2	2	-
Felony	F	11	17	17	6	11
Misdemeanor	M	41	82	82	29	53
Motion	MO	1	1	1	1	-
Show Cause	SC	6	6	6	1	5
Criminal Total		63	118	118	43	75
<u>Traffic</u>						
Infraction	I	154	109	178	146	32
Misdemeanor	M	9	19	19	10	9
Restricted O/L	RL	1	1	1	1	-
Traffic Total		164	129	198	157	41
<u>Civil</u>						
Admin License	AL	2	1	2	1	1
Garnishment	GA	5	1	5	4	-
Impoundment	IM	1	0	1	1	-
Interrogatory	IN	1	1	1	0	1
Other	OT	1	0	1	1	-
Protective Order	PO	1	0	1	1	-
Prelim Prot Order	PP	2	2	5	3	2
Unlawful Detainer	UD	1	1	2	2	-
Warrant in Debt	WD	9	6	9	9	-
Civil Total		23	12	27	22	4
King & Queen Totals		250	259	343	222	120



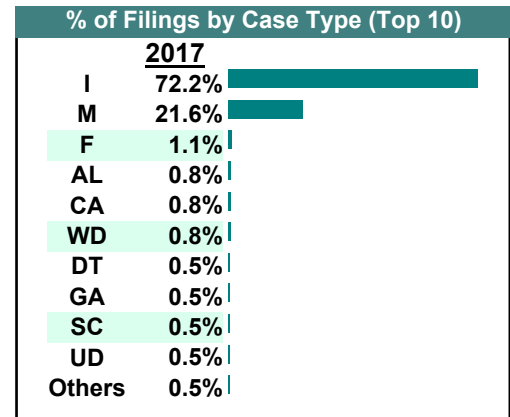
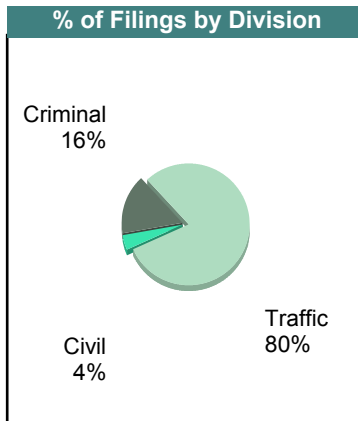
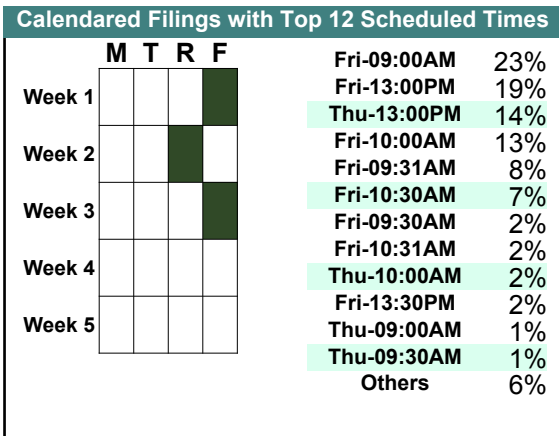
		Filings	Hearings	Transactions	Concluded	Cont
<u>Criminal</u>						
Capias	CA	3	9	9	4	5
Felony	F	4	7	7	2	5
Misdemeanor	M	20	66	68	40	28
Show Cause	SC	1	6	6	4	2
Criminal Total		28	88	90	50	40
<u>Traffic</u>						
Infraction	I	126	117	167	154	13
Misdemeanor	M	9	32	32	24	8
Traffic Total		135	149	199	178	21
<u>Civil</u>						
Admin License	AL	3	0	3	3	-
Detinue	DT	0	1	2	1	1
Garnishment	GA	4	0	4	4	-
Protective Order	PO	1	1	1	0	1
Prelim Prot Order	PP	3	0	3	3	-
Unlawful Detainer	UD	1	2	2	1	1
Warrant in Debt	WD	6	7	9	8	1
Civil Total		18	11	24	20	4
King & Queen Totals		181	248	313	248	65



		<u>Filings</u>	<u>Hearings</u>	<u>Transactions</u>	<u>Concluded</u>	<u>Cont</u>
<u>Criminal</u>						
Capias	CA	4	6	6	2	4
Civil Violation	CV	1	2	2	1	1
Felony	F	7	13	13	4	9
Misdemeanor	M	37	55	60	31	29
Show Cause	SC	5	12	12	7	5
Criminal Total		54	88	93	45	48
<u>Traffic</u>						
Infraction	I	144	108	166	143	23
Misdemeanor	M	18	25	25	13	12
Traffic Total		162	133	191	156	35
<u>Civil</u>						
Admin License	AL	1	0	1	1	-
Garnishment	GA	2	0	2	2	-
Impoundment	IM	1	0	1	1	-
Unlawful Detainer	UD	1	1	2	1	1
Warrant in Debt	WD	6	10	20	16	4
Civil Total		11	11	26	21	5
King & Queen Totals		227	232	310	222	88



		Filings	Hearings	Transactions	Concluded	Cont
<u>Criminal</u>						
Capias	CA	3	7	7	3	4
Felony	F	4	6	6	1	5
Misdemeanor	M	50	97	98	46	52
Show Cause	SC	2	4	4	1	3
Criminal Total		59	114	115	51	64
<u>Traffic</u>						
Infraction	I	267	212	305	253	52
Misdemeanor	M	30	44	44	24	20
Traffic Total		297	256	349	277	72
<u>Civil</u>						
Admin License	AL	3	0	3	3	-
Detinue	DT	2	1	2	1	1
Garnishment	GA	2	0	2	2	-
Impoundment	IM	1	0	1	1	-
Other	OT	1	0	1	1	-
Unlawful Detainer	UD	2	2	3	2	1
Warrant in Debt	WD	3	11	11	3	8
Civil Total		14	14	23	13	10
King & Queen Totals		370	384	487	341	146



CASELOAD STATISTICS OF THE GENERAL DISTRICT COURTS

December 2017

King William

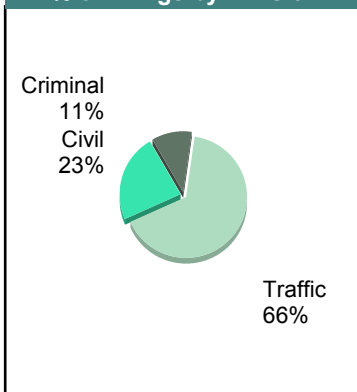
District: 9

		<u>Filings</u>	<u>Hearings</u>	<u>Transactions</u>	<u>Concluded</u>	<u>Cont</u>
<u>Criminal</u>						
Capias	CA	3	11	11	8	3
Felony	F	8	11	11	5	6
Misdemeanor	M	30	60	61	24	37
Show Cause	SC	2	10	10	7	3
Criminal Total		43	92	93	44	49
<u>Traffic</u>						
Infraction	I	254	177	276	235	41
Misdemeanor	M	15	18	18	12	6
Traffic Total		269	195	294	247	47
<u>Civil</u>						
Garnishment	GA	9	1	9	8	1
Interrogatory	IN	1	1	1	0	1
Other	OT	0	0	1	1	-
Protective Order	PO	1	0	1	1	-
Unlawful Detainer	UD	8	3	8	7	1
Warrant in Debt	WD	76	36	94	81	13
Civil Total		95	41	114	98	16
King William Totals		407	328	501	389	112

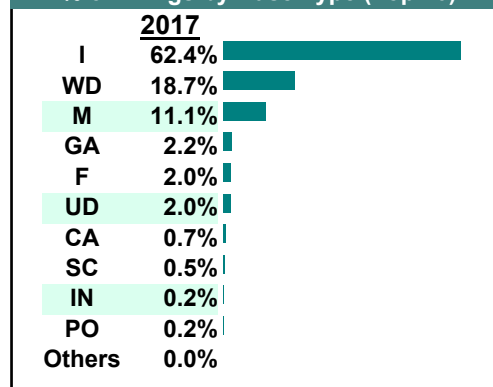
Calendared Filings with Top 12 Scheduled Times

Week	Day	Time	Percentage
Week 1	R	Thu-10:30AM	19%
		Thu-10:00AM	19%
Week 2		Thu-13:35PM	14%
		Thu-09:00AM	12%
		Thu-09:30AM	11%
		Thu-10:31AM	7%
		Thu-10:01AM	6%
		Thu-13:30PM	6%
		Thu-13:31PM	2%
		Thu-08:31AM	1%
		Thu-09:59AM	0%
		Thu-08:29AM	0%
	Others	0%	

% of Filings by Division



% of Filings by Case Type (Top 10)



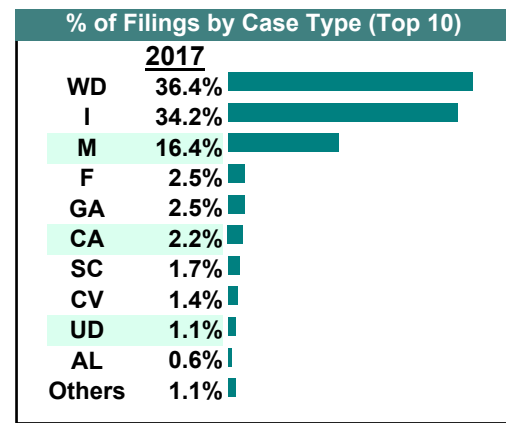
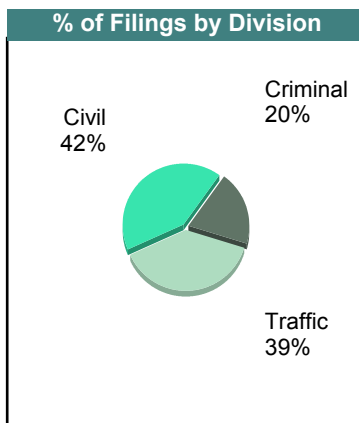
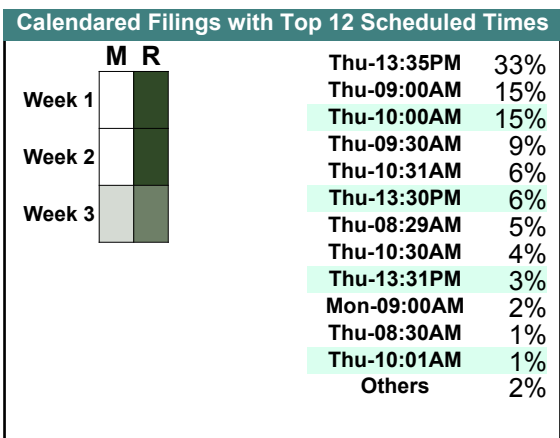
CASELOAD STATISTICS OF THE GENERAL DISTRICT COURTS

November 2017

King William

District: 9

		Filings	Hearings	Transactions	Concluded	Cont
<u>Criminal</u>						
Capias	CA	7	14	14	8	6
Civil Violation	CV	5	4	5	3	2
Felony	F	9	34	34	7	27
Misdemeanor	M	43	95	104	48	56
Motion	MO	1	1	1	1	-
Show Cause	SC	6	11	11	6	5
Criminal Total		71	159	169	73	96
<u>Traffic</u>						
Infraction	I	123	106	148	127	21
Misdemeanor	M	16	27	27	22	5
Traffic Total		139	133	175	149	26
<u>Civil</u>						
Admin License	AL	2	0	2	2	-
Bond Forfeiture	BF	1	0	1	1	-
Capias	CA	1	0	1	1	-
Detinue	DT	1	1	2	2	-
Garnishment	GA	9	1	10	9	1
Interrogatory	IN	1	0	1	1	-
Unlawful Detainer	UD	4	3	4	4	-
Warrant in Debt	WD	131	57	145	127	18
Civil Total		150	62	166	147	19
King William Totals		360	354	510	369	141



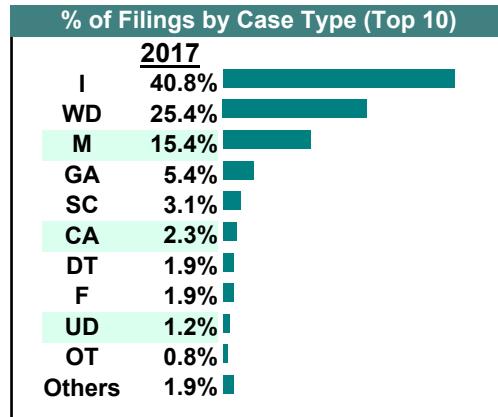
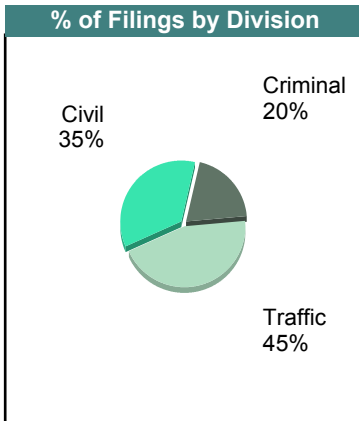

CASELOAD STATISTICS OF THE GENERAL DISTRICT COURTS

October 2017

King William

District: 9

		<u>Filings</u>	<u>Hearings</u>	<u>Transactions</u>	<u>Concluded</u>	<u>Cont</u>
<u>Criminal</u>						
Capias	CA	6	15	15	5	10
Civil Violation	CV	1	1	2	2	-
Felony	F	5	20	20	8	12
Misdemeanor	M	31	71	77	35	42
Motion	MO	1	1	1	1	-
Show Cause	SC	8	15	15	7	8
Criminal Total		52	123	130	58	72
<u>Traffic</u>						
Capias	CA	0	2	2	2	-
Infraction	I	106	107	142	117	25
Misdemeanor	M	9	20	20	14	6
Restricted O/L	RL	1	1	1	1	-
Traffic Total		116	130	165	134	31
<u>Civil</u>						
Detinue	DT	5	1	6	5	1
Garnishment	GA	14	0	14	14	-
Impoundment	IM	1	0	1	1	-
Other	OT	2	1	2	1	1
Prelim Prot Order	PP	1	0	1	1	-
Unlawful Detainer	UD	3	2	5	5	-
Warrant in Debt	WD	66	35	78	65	13
Civil Total		92	39	107	92	15
King William Totals		260	292	402	284	118



CASELOAD STATISTICS OF THE GENERAL DISTRICT COURTS

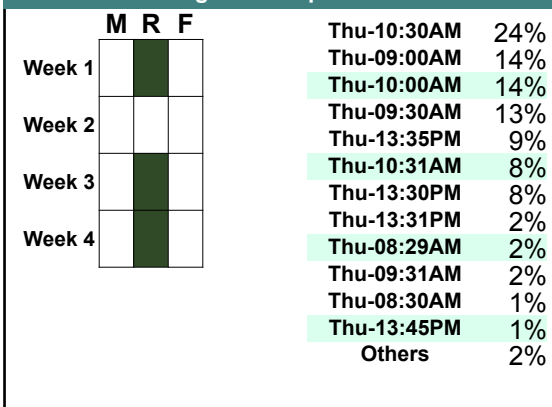
September 2017

King William

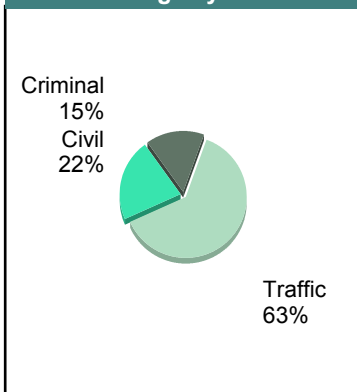
District: 9

		<u>Filings</u>	<u>Hearings</u>	<u>Transactions</u>	<u>Concluded</u>	<u>Cont</u>
<u>Criminal</u>						
Capias	CA	7	16	16	9	7
Civil Violation	CV	4	3	4	4	-
Felony	F	11	40	40	20	20
Misdemeanor	M	35	71	75	33	42
Show Cause	SC	6	10	10	5	5
Criminal Total		63	140	145	71	74
<u>Traffic</u>						
Capias	CA	1	3	3	1	2
Infraction	I	238	158	272	239	33
Misdemeanor	M	17	23	23	12	11
Traffic Total		256	184	298	252	46
<u>Civil</u>						
Bond Forfeiture	BF	1	2	3	2	1
Detinue	DT	1	1	1	0	1
Garnishment	GA	9	0	10	10	-
Impoundment	IM	1	0	1	1	-
Other	OT	1	0	1	1	-
Protective Order	PO	1	0	1	1	-
Prelim Prot Order	PP	2	0	2	2	-
Show Cause	SC	1	1	1	1	-
Tenants Assertion	TA	0	0	1	1	-
Unlawful Detainer	UD	9	10	10	8	2
Warrant in Debt	WD	62	35	74	59	15
Civil Total		88	49	105	86	19
King William Totals		407	373	548	409	139

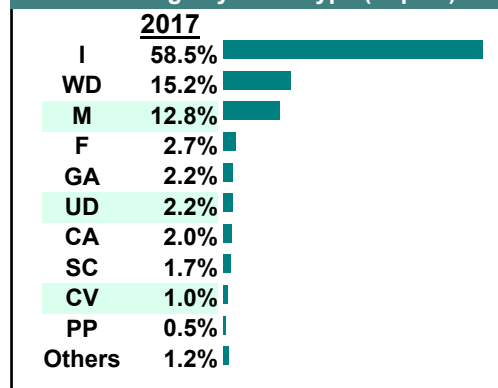
Calendared Filings with Top 12 Scheduled Times



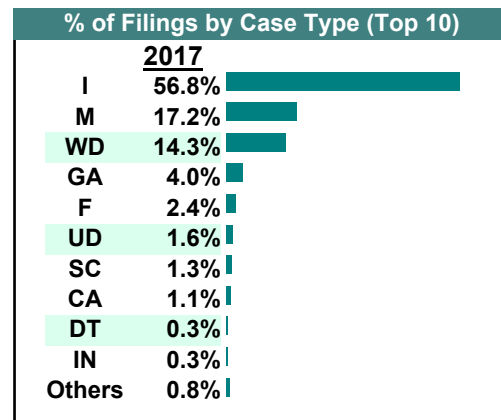
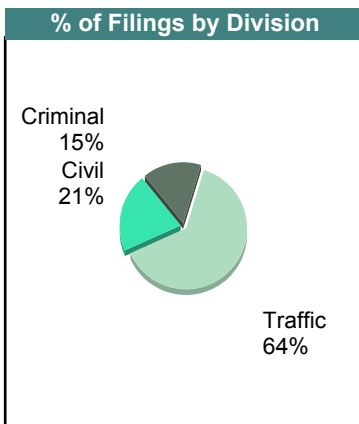
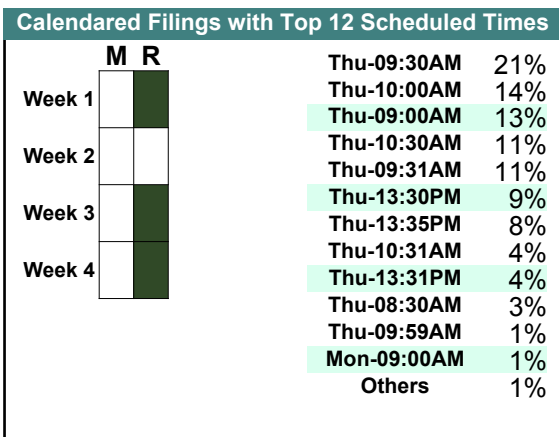
% of Filings by Division



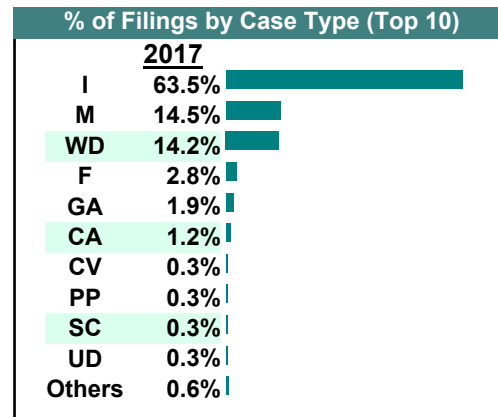
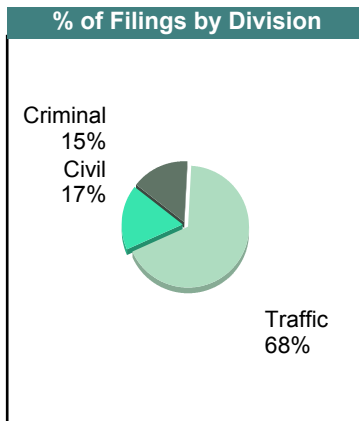
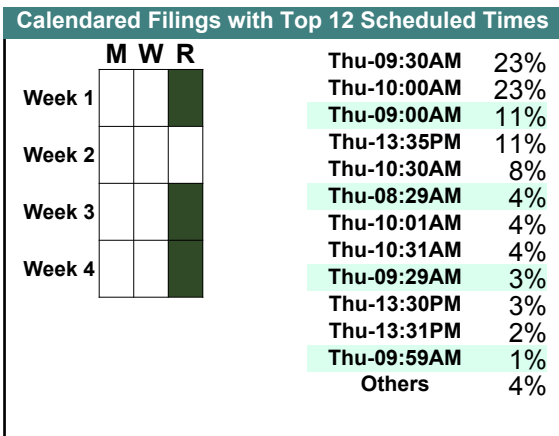
% of Filings by Case Type (Top 10)



		<u>Filings</u>	<u>Hearings</u>	<u>Transactions</u>	<u>Concluded</u>	<u>Cont</u>
<u>Criminal</u>						
Capias	CA	3	12	12	4	8
Felony	F	9	22	22	5	17
Misdemeanor	M	40	77	79	38	41
Motion	MO	1	1	1	1	-
Show Cause	SC	5	7	7	2	5
Criminal Total		58	119	121	50	71
<u>Traffic</u>						
Capias	CA	1	2	2	0	2
Infraction	I	214	137	245	218	27
Misdemeanor	M	25	33	33	24	9
Traffic Total		240	172	280	242	38
<u>Civil</u>						
Detinue	DT	1	1	1	1	-
Garnishment	GA	15	0	15	15	-
Interrogatory	IN	1	0	1	1	-
Other	OT	1	0	2	2	-
Tenants Assertion	TA	1	1	1	0	1
Unlawful Detainer	UD	6	5	6	5	1
Warrant in Debt	WD	54	35	76	64	12
Civil Total		79	42	102	88	14
King William Totals		377	333	503	380	123



		<u>Filings</u>	<u>Hearings</u>	<u>Transactions</u>	<u>Concluded</u>	<u>Cont</u>
<u>Criminal</u>						
Capias	CA	7	17	17	5	12
Civil Violation	CV	2	3	3	2	1
Felony	F	18	56	56	27	29
Misdemeanor	M	68	121	129	64	65
Motion	MO	1	1	1	1	-
Show Cause	SC	2	3	3	2	1
Criminal Total		98	201	209	101	108
<u>Traffic</u>						
Capias	CA	1	1	1	0	1
Infraction	I	407	274	443	393	50
Misdemeanor	M	25	33	33	20	13
Traffic Total		433	308	477	413	64
<u>Civil</u>						
Garnishment	GA	12	1	12	11	1
Impoundment	IM	1	0	1	1	-
Other	OT	1	0	1	1	-
Protective Order	PO	1	0	1	1	-
Prelim Prot Order	PP	2	0	2	2	-
Unlawful Detainer	UD	2	2	2	2	-
Warrant in Debt	WD	91	42	96	76	20
Civil Total		110	45	115	94	21
King William Totals		641	554	801	608	193



CASELOAD STATISTICS OF THE GENERAL DISTRICT COURTS

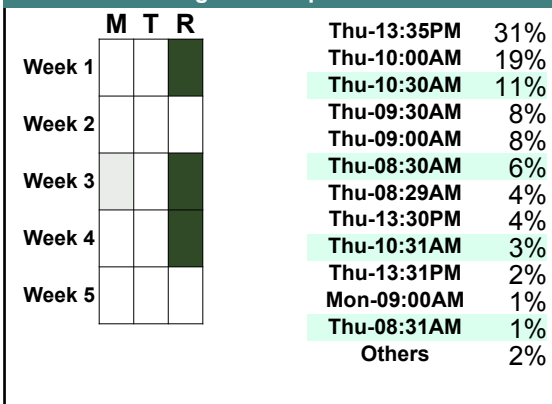
June 2017

King William

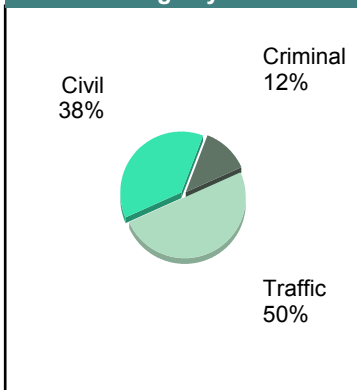
District: 9

		<u>Filings</u>	<u>Hearings</u>	<u>Transactions</u>	<u>Concluded</u>	<u>Cont</u>
<u>Criminal</u>						
Capias	CA	3	7	7	2	5
Civil Violation	CV	1	0	1	1	-
Felony	F	10	34	34	11	23
Misdemeanor	M	36	104	105	49	56
Motion	MO	1	1	1	1	-
Show Cause	SC	2	6	6	4	2
Criminal Total		53	152	154	68	86
<u>Traffic</u>						
Infraction	I	201	156	233	203	30
Misdemeanor	M	12	25	25	22	3
Traffic Total		213	181	258	225	33
<u>Civil</u>						
Admin License	AL	3	0	4	4	-
Capias	CA	1	0	1	1	-
Detinue	DT	1	1	1	1	-
Garnishment	GA	7	0	7	7	-
Interrogatory	IN	0	0	3	3	-
Other	OT	0	1	1	0	1
Show Cause	SC	2	0	2	2	-
Unlawful Detainer	UD	4	3	4	4	-
Warrant in Debt	WD	142	74	163	152	11
Civil Total		160	79	186	174	12
King William Totals		426	412	598	467	131

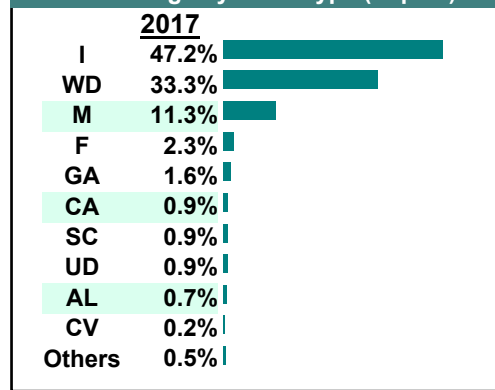
Calendared Filings with Top 12 Scheduled Times



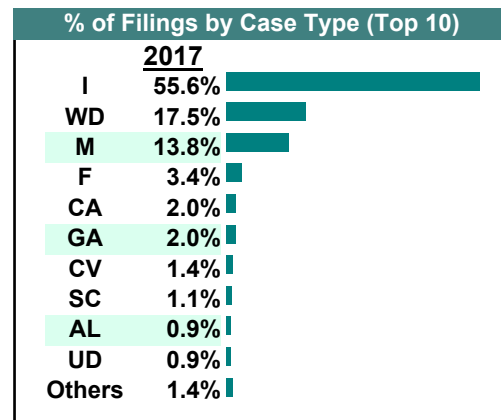
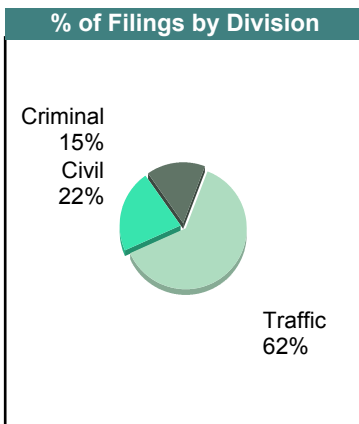
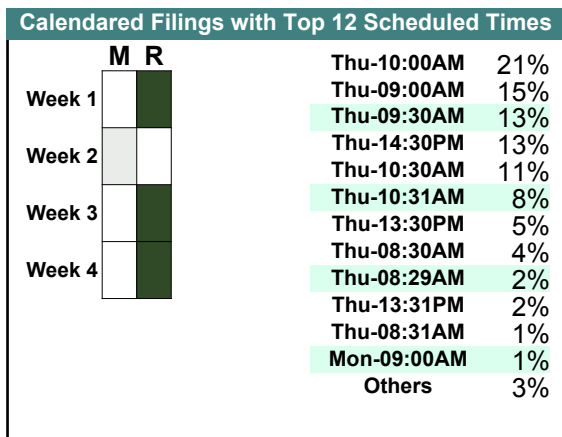
% of Filings by Division



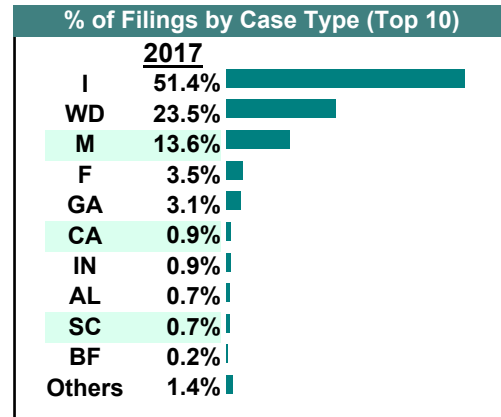
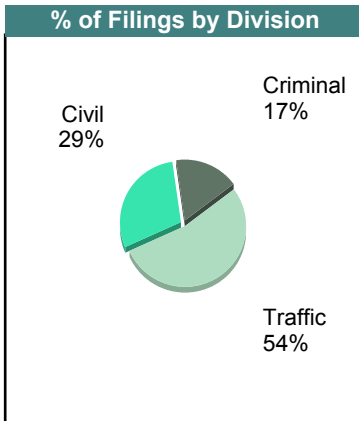
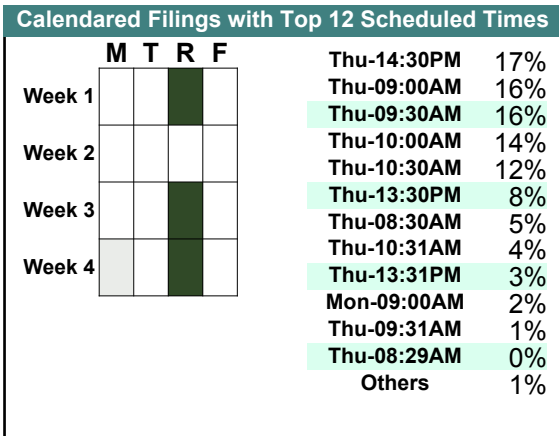
% of Filings by Case Type (Top 10)



		<u>Filings</u>	<u>Hearings</u>	<u>Transactions</u>	<u>Concluded</u>	<u>Cont</u>
<u>Criminal</u>						
Capias	CA	7	13	13	3	10
Civil Violation	CV	5	3	5	4	1
Felony	F	12	39	39	12	27
Misdemeanor	M	24	79	82	47	35
Motion	MO	2	2	2	2	-
Show Cause	SC	4	6	6	4	2
Criminal Total		54	142	147	72	75
<u>Traffic</u>						
Infraction	I	194	141	236	199	37
Misdemeanor	M	24	31	31	19	12
Traffic Total		218	172	267	218	49
<u>Civil</u>						
Admin License	AL	3	1	3	2	1
Detinue	DT	1	1	1	1	-
Garnishment	GA	7	0	7	7	-
Prelim Prot Order	PP	1	0	1	1	-
Petition-Restore Arms	PR	1	0	1	1	-
Unlawful Detainer	UD	3	1	3	3	-
Warrant in Debt	WD	61	31	75	64	11
Civil Total		77	34	91	79	12
King William Totals		349	348	505	369	136



		Filings	Hearings	Transactions	Concluded	Cont
<u>Criminal</u>						
Capias	CA	4	6	6	2	4
Felony	F	15	30	30	6	24
Misdemeanor	M	50	106	108	29	79
Motion	MO	1	1	1	1	-
Show Cause	SC	3	8	8	4	4
Criminal Total		73	151	153	42	111
<u>Traffic</u>						
Infraction	I	219	149	246	206	40
Misdemeanor	M	8	14	14	5	9
Restricted O/L	RL	1	1	1	1	-
Traffic Total		228	164	261	212	49
<u>Civil</u>						
Admin License	AL	3	0	3	3	-
Bond Forfeiture	BF	1	1	1	0	1
Detinue	DT	1	2	2	2	-
Garnishment	GA	13	0	13	13	-
Interrogatory	IN	4	3	4	1	3
Overweight	OC	1	0	1	1	-
Prelim Prot Order	PP	1	0	1	1	-
Unlawful Detainer	UD	1	0	1	1	-
Warrant in Debt	WD	100	65	108	89	19
Civil Total		125	71	134	111	23
King William Totals		426	386	548	365	183



CASELOAD STATISTICS OF THE GENERAL DISTRICT COURTS

March 2017

King William

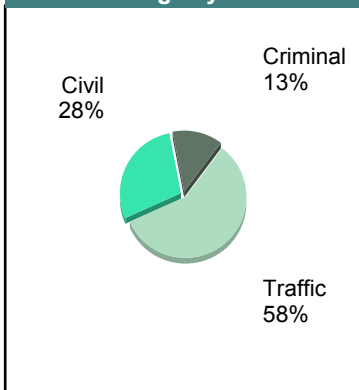
District: 9

		<u>Filings</u>	<u>Hearings</u>	<u>Transactions</u>	<u>Concluded</u>	<u>Cont</u>
<u>Criminal</u>						
Capias	CA	1	4	4	2	2
Felony	F	12	25	26	9	17
Misdemeanor	M	41	77	80	39	41
Show Cause	SC	3	5	5	2	3
Criminal Total		57	111	115	52	63
<u>Traffic</u>						
Infraction	I	234	157	252	218	34
Misdemeanor	M	11	15	15	9	6
Restricted O/L	RL	2	2	2	2	-
Show Cause	SC	0	1	1	1	-
Traffic Total		247	175	270	230	40
<u>Civil</u>						
Admin License	AL	2	0	2	2	-
Bond Forfeiture	BF	0	0	1	1	-
Detinue	DT	0	2	2	2	-
Garnishment	GA	9	0	9	9	-
Impoundment	IM	1	0	1	1	-
Interrogatory	IN	0	0	1	1	-
Other	OT	2	1	2	1	1
Unlawful Detainer	UD	4	5	5	5	-
Warrant in Debt	WD	103	57	117	110	7
Civil Total		121	65	140	132	8
King William Totals		425	351	525	414	111

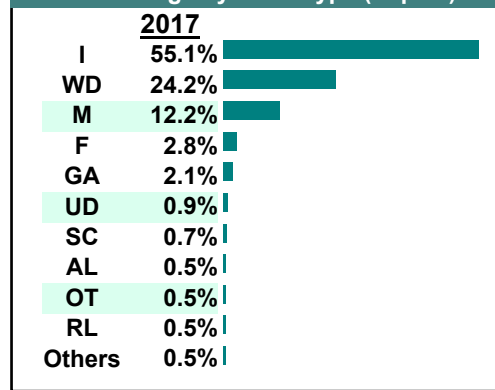
Calendared Filings with Top 12 Scheduled Times

	M	T	R		
Week 1				Thu-10:00AM	19%
				Thu-10:30AM	16%
				Thu-14:30PM	15%
Week 2				Thu-09:00AM	14%
				Thu-09:30AM	10%
				Thu-13:30PM	10%
Week 3				Thu-08:30AM	7%
				Thu-08:29AM	2%
				Thu-08:31AM	2%
Week 4				Thu-13:31PM	2%
				Thu-13:45PM	1%
				Mon-08:30AM	0%
				Others	2%

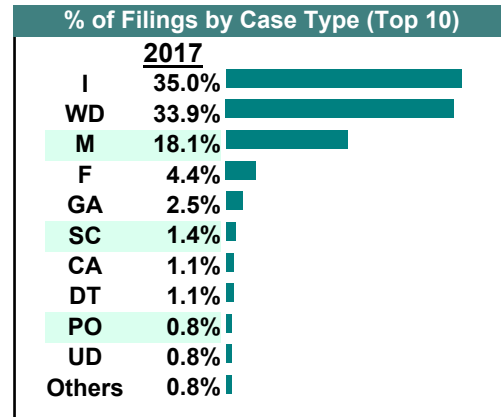
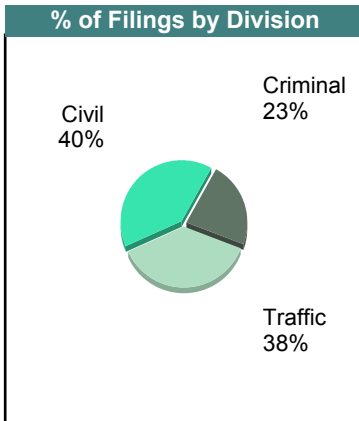
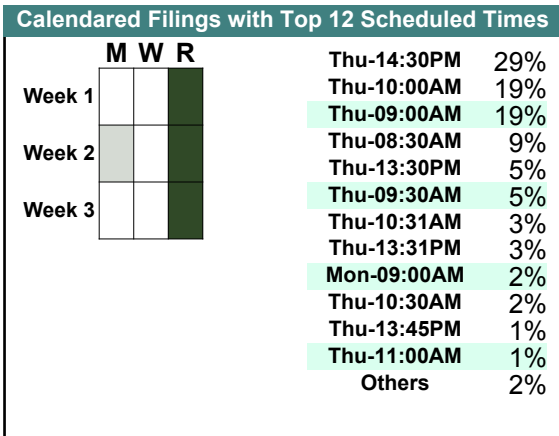
% of Filings by Division



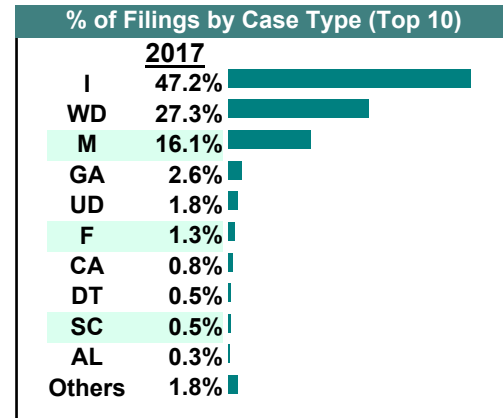
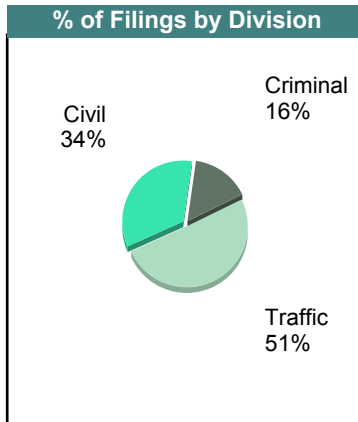
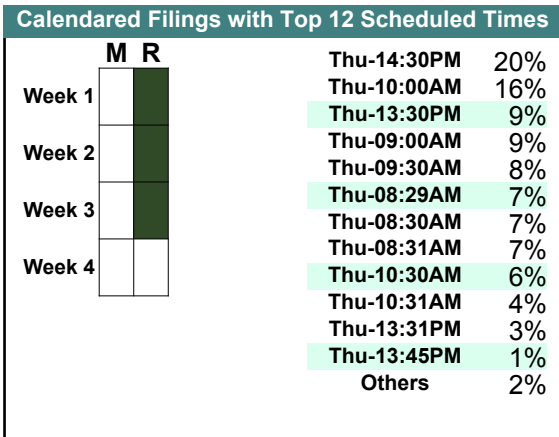
% of Filings by Case Type (Top 10)



		<u>Filings</u>	<u>Hearings</u>	<u>Transactions</u>	<u>Concluded</u>	<u>Cont</u>
<u>Criminal</u>						
Capias	CA	4	7	7	3	4
Civil Violation	CV	0	1	1	1	-
Felony	F	16	26	27	11	16
Misdemeanor	M	56	78	79	27	52
Motion	MO	1	1	1	1	-
Show Cause	SC	5	6	6	1	5
Criminal Total		82	119	121	44	77
<u>Traffic</u>						
Infraction	I	126	88	147	134	13
Misdemeanor	M	9	17	17	14	3
Traffic Total		135	105	164	148	16
<u>Civil</u>						
Abstract	AJ	1	0	1	1	-
Admin License	AL	1	0	1	1	-
Detinue	DT	4	4	4	3	1
Garnishment	GA	9	0	9	9	-
Motion for Judgment	MJ	0	1	1	1	-
Other	OT	0	2	2	2	-
Protective Order	PO	3	0	3	3	-
Unlawful Detainer	UD	3	4	4	3	1
Warrant in Debt	WD	122	62	145	136	9
Civil Total		143	73	170	159	11
King William Totals		360	297	455	351	104



		<u>Filings</u>	<u>Hearings</u>	<u>Transactions</u>	<u>Concluded</u>	<u>Cont</u>
<u>Criminal</u>						
Capias	CA	3	7	7	4	3
Civil Violation	CV	1	2	2	2	-
Felony	F	5	26	26	16	10
Misdemeanor	M	52	83	97	62	35
Show Cause	SC	0	9	9	7	2
Criminal Total		61	127	141	91	50
<u>Traffic</u>						
Infraction	I	185	112	204	183	21
Misdemeanor	M	11	15	15	7	8
Other	O	1	1	1	1	-
Show Cause	SC	1	1	1	0	1
Traffic Total		198	129	221	191	30
<u>Civil</u>						
Admin License	AL	1	0	1	1	-
Counter Claim	CC	1	1	1	1	-
Detinue	DT	2	2	2	0	2
Garnishment	GA	10	0	10	10	-
Interrogatory	IN	1	1	2	1	1
Motion for Judgment	MJ	1	0	1	1	-
Other	OT	1	0	1	1	-
Protective Order	PO	1	0	2	2	-
Show Cause	SC	1	0	1	1	-
Unlawful Detainer	UD	7	5	8	7	1
Warrant in Debt	WD	107	71	134	112	22
Civil Total		133	80	163	137	26
King William Totals		392	336	525	419	106



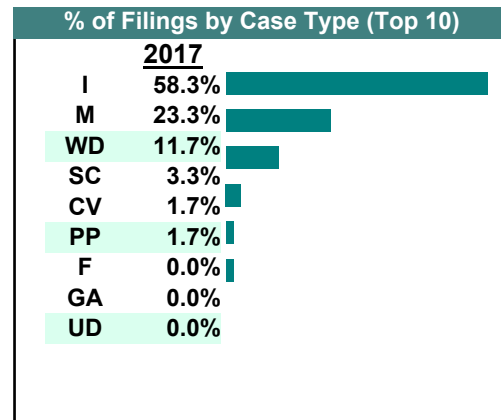
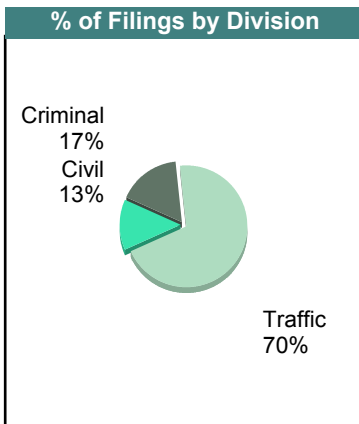
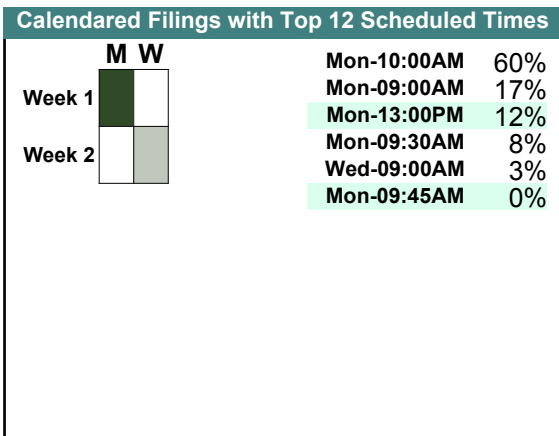
CASELOAD STATISTICS OF THE GENERAL DISTRICT COURTS

December 2017

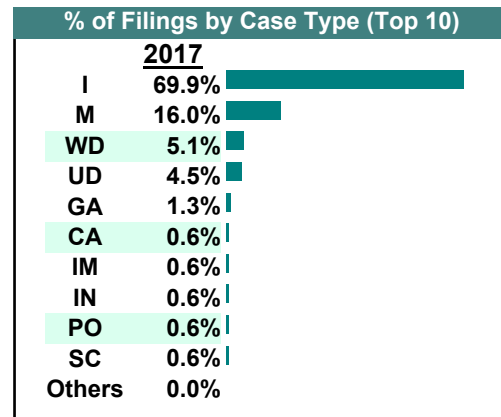
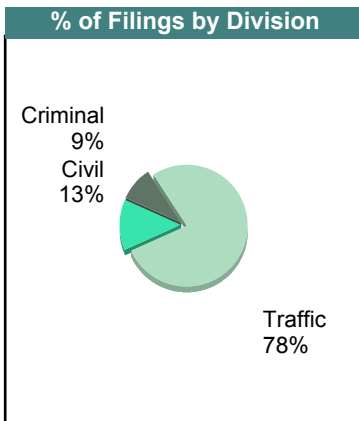
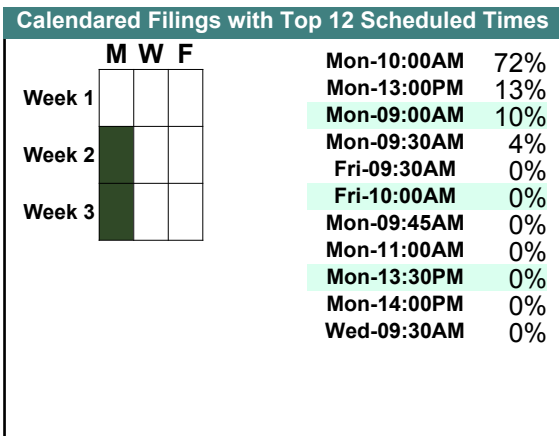
Mathews

District: 9

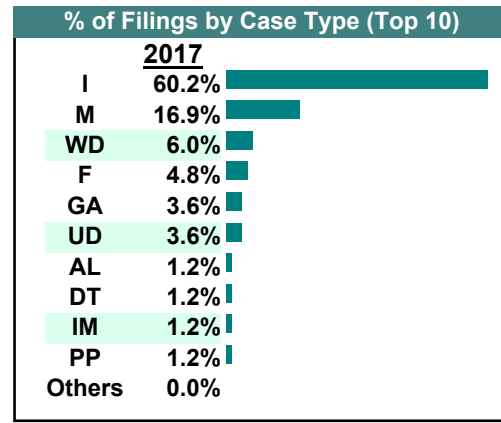
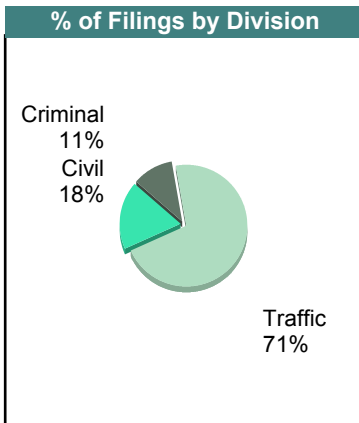
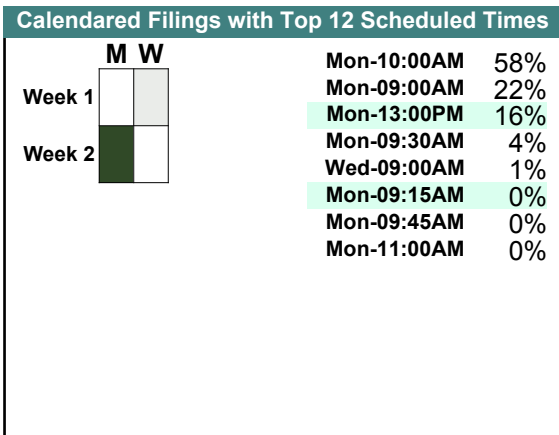
		<u>Filings</u>	<u>Hearings</u>	<u>Transactions</u>	<u>Concluded</u>	<u>Cont</u>
<u>Criminal</u>						
Civil Violation	CV	1	0	1	1	-
Felony	F	0	1	1	0	1
Misdemeanor	M	7	14	17	5	11
Show Cause	SC	2	2	2	1	1
Criminal Total		10	17	21	7	13
<u>Traffic</u>						
Infraction	I	35	27	40	34	6
Misdemeanor	M	7	11	11	1	10
Traffic Total		42	38	51	35	16
<u>Civil</u>						
Garnishment	GA	0	0	1	1	-
Prelim Prot Order	PP	1	0	1	1	-
Unlawful Detainer	UD	0	1	1	0	1
Warrant in Debt	WD	7	8	10	5	5
Civil Total		8	9	13	7	6
Mathews Totals		60	64	85	49	35



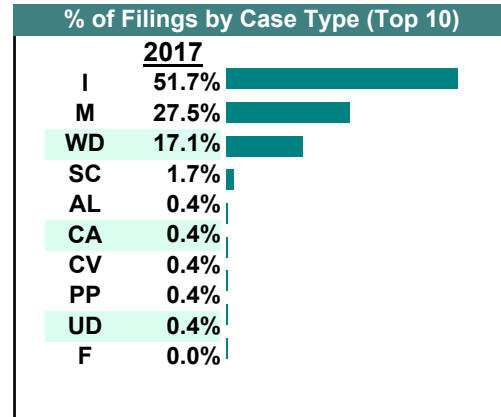
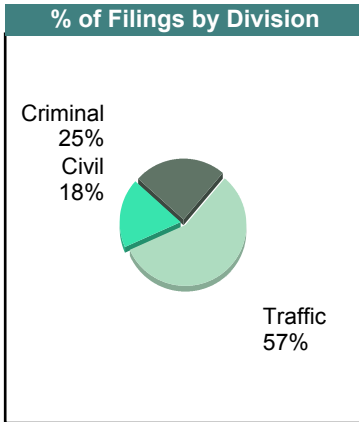
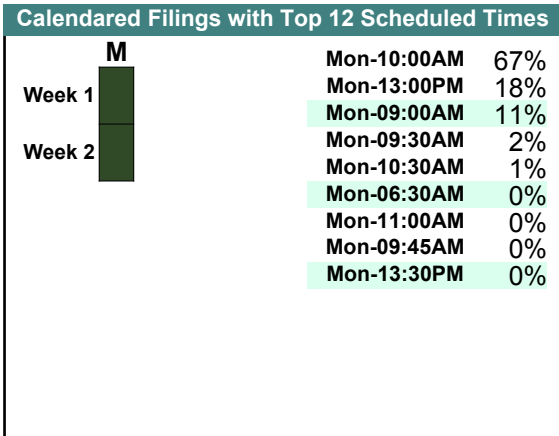
		Filings	Hearings	Transactions	Concluded	Cont
<u>Criminal</u>						
Capias	CA	0	1	1	1	-
Civil Violation	CV	0	1	1	1	-
Felony	F	0	4	4	2	2
Misdemeanor	M	13	32	33	15	17
Show Cause	SC	1	5	5	3	2
Criminal Total		14	43	44	22	21
<u>Traffic</u>						
Infraction	I	109	107	134	120	14
Misdemeanor	M	12	37	37	25	12
Traffic Total		121	144	171	145	26
<u>Civil</u>						
Capias	CA	1	1	1	1	-
Detinue	DT	0	0	1	1	-
Garnishment	GA	2	0	2	2	-
Impoundment	IM	1	1	1	0	-
Interrogatory	IN	1	0	2	2	-
Protective Order	PO	1	1	1	0	1
Show Cause	SC	0	0	1	1	-
Unlawful Detainer	UD	7	7	9	6	3
Warrant in Debt	WD	8	9	9	5	4
Civil Total		21	19	27	18	8
Mathews Totals		156	206	242	185	55



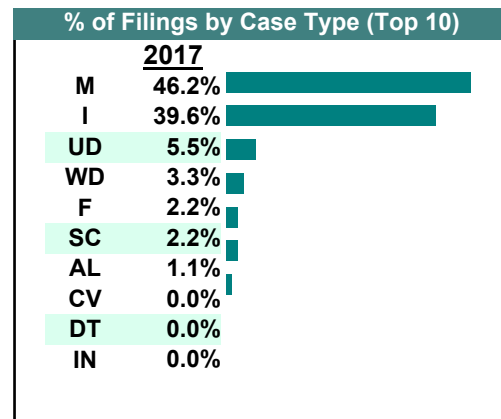
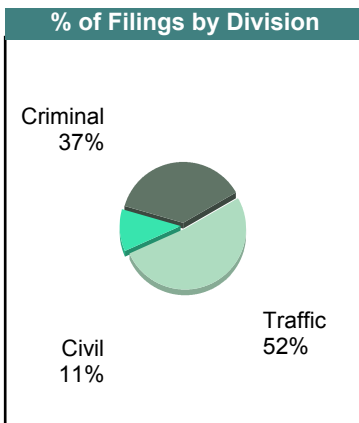
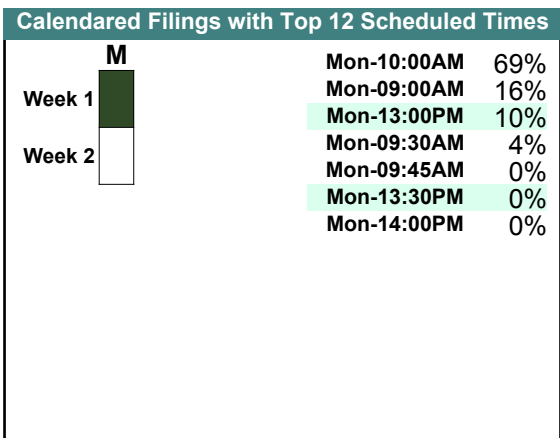
		<u>Filings</u>	<u>Hearings</u>	<u>Transactions</u>	<u>Concluded</u>	<u>Cont</u>
<u>Criminal</u>						
Civil Violation	CV	0	1	1	0	-
Felony	F	4	4	4	0	4
Misdemeanor	M	5	10	11	3	8
Criminal Total		9	15	16	3	12
<u>Traffic</u>						
Infraction	I	50	40	57	50	7
Misdemeanor	M	9	14	14	8	6
Traffic Total		59	54	71	58	13
<u>Civil</u>						
Admin License	AL	1	0	1	1	-
Detinue	DT	1	1	1	0	1
Garnishment	GA	3	1	3	2	1
Impoundment	IM	1	0	1	1	-
Prelim Prot Order	PP	1	0	1	1	-
Unlawful Detainer	UD	3	1	4	4	-
Warrant in Debt	WD	5	5	5	0	5
Civil Total		15	8	16	9	7
Mathews Totals		83	77	103	70	32



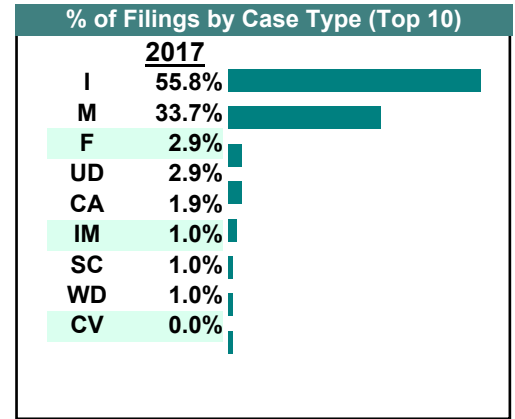
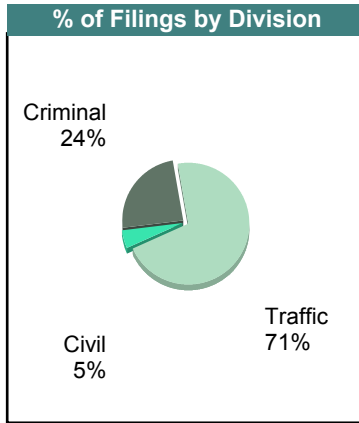
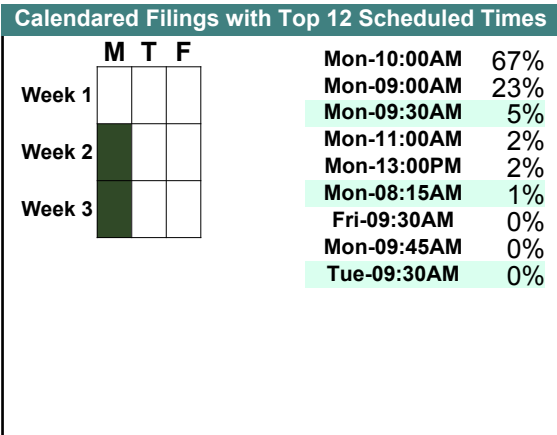
		Filings	Hearings	Transactions	Concluded	Cont
<u>Criminal</u>						
Capias	CA	1	2	2	1	1
Civil Violation	CV	1	2	2	0	2
Felony	F	0	13	13	11	2
Misdemeanor	M	53	47	72	53	19
Show Cause	SC	4	6	6	4	2
Criminal Total		59	70	95	69	26
<u>Traffic</u>						
Capias	CA	0	1	1	1	-
Felony	F	0	1	1	1	-
Infraction	I	124	96	135	117	18
Misdemeanor	M	13	26	26	12	14
Show Cause	SC	0	1	1	1	-
Traffic Total		137	125	164	132	32
<u>Civil</u>						
Admin License	AL	1	0	1	1	-
Prelim Prot Order	PP	1	0	1	1	-
Unlawful Detainer	UD	1	3	4	2	2
Warrant in Debt	WD	41	33	45	35	10
Civil Total		44	36	51	39	12
Mathews Totals		240	231	310	240	70



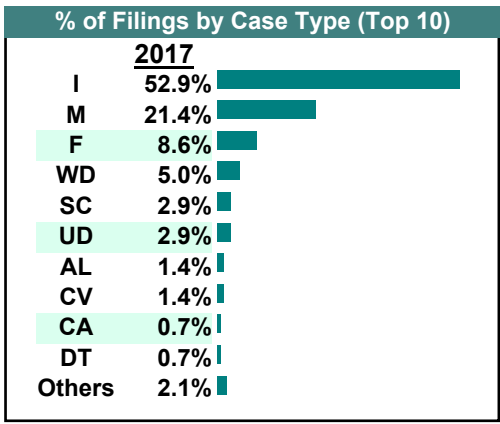
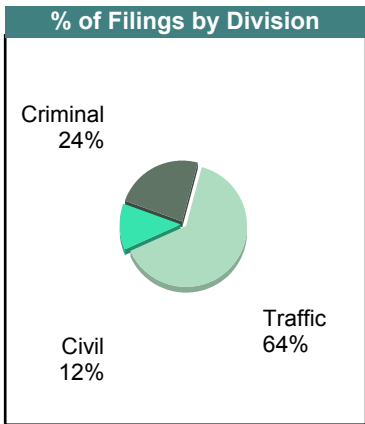
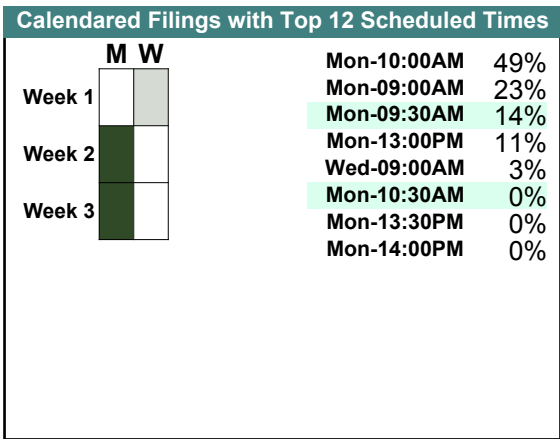
		<u>Filings</u>	<u>Hearings</u>	<u>Transactions</u>	<u>Concluded</u>	<u>Cont</u>
<u>Criminal</u>						
Civil Violation	CV	0	1	1	1	-
Felony	F	2	6	6	2	4
Misdemeanor	M	32	34	46	44	2
Criminal Total		34	41	53	47	6
<u>Traffic</u>						
Felony	F	0	1	1	0	1
Infraction	I	36	31	43	36	7
Misdemeanor	M	10	21	21	10	11
Show Cause	SC	1	1	1	1	-
Traffic Total		47	54	66	47	19
<u>Civil</u>						
Admin License	AL	1	0	1	1	-
Detinue	DT	0	0	1	1	-
Interrogatory	IN	0	1	1	0	1
Show Cause	SC	1	1	1	0	1
Unlawful Detainer	UD	5	6	7	3	4
Warrant in Debt	WD	3	5	5	2	3
Civil Total		10	13	16	7	9
Mathews Totals		91	108	135	101	34



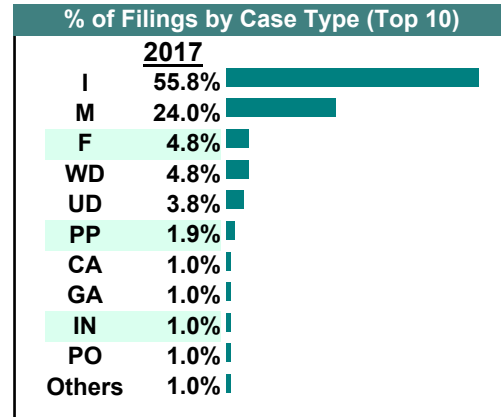
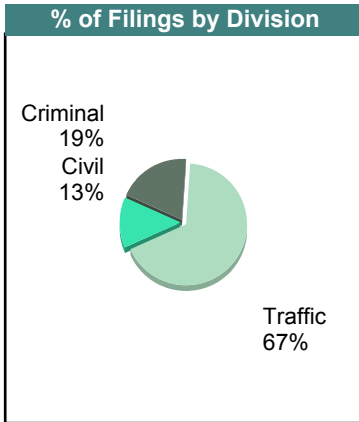
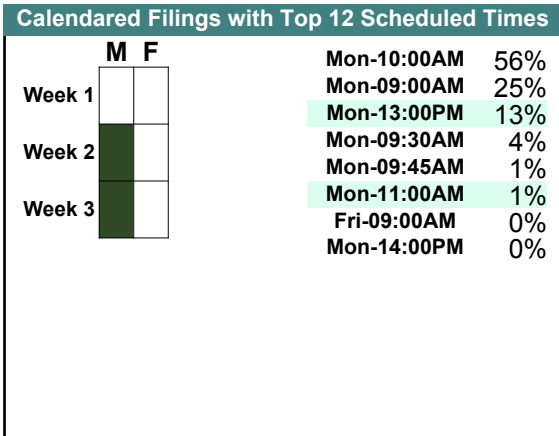
		<u>Filings</u>	<u>Hearings</u>	<u>Transactions</u>	<u>Concluded</u>	<u>Cont</u>
<u>Criminal</u>						
Capias	CA	1	1	1	0	1
Civil Violation	CV	0	2	2	0	2
Felony	F	2	11	11	5	6
Misdemeanor	M	21	29	33	16	17
Show Cause	SC	1	2	2	1	1
Criminal Total		25	45	49	22	27
<u>Traffic</u>						
Capias	CA	1	1	1	1	-
Felony	F	1	1	1	0	1
Infraction	I	58	47	69	56	13
Misdemeanor	M	14	27	27	12	15
Traffic Total		74	76	98	69	29
<u>Civil</u>						
Impoundment	IM	1	0	1	1	-
Unlawful Detainer	UD	3	2	4	3	1
Warrant in Debt	WD	1	3	5	3	2
Civil Total		5	5	10	7	3
Mathews Totals		104	126	157	98	59



		<u>Filings</u>	<u>Hearings</u>	<u>Transactions</u>	<u>Concluded</u>	<u>Cont</u>
<u>Criminal</u>						
Civil Violation	CV	2	3	3	0	3
Felony	F	12	25	25	3	22
Misdemeanor	M	17	24	28	13	15
Show Cause	SC	2	3	3	1	2
Criminal Total		33	55	59	17	42
<u>Traffic</u>						
Capias	CA	1	1	1	0	1
Infraction	I	74	55	81	71	10
Misdemeanor	M	13	25	25	7	18
Show Cause	SC	2	4	4	2	2
Traffic Total		90	85	111	80	31
<u>Civil</u>						
Admin License	AL	2	0	2	2	-
Detinue	DT	1	1	1	0	1
Garnishment	GA	1	0	1	1	-
Interrogatory	IN	1	1	1	0	1
Prelim Prot Order	PP	1	0	1	1	-
Unlawful Detainer	UD	4	2	4	4	-
Warrant in Debt	WD	7	10	13	11	2
Civil Total		17	14	23	19	4
Mathews Totals		140	154	193	116	77

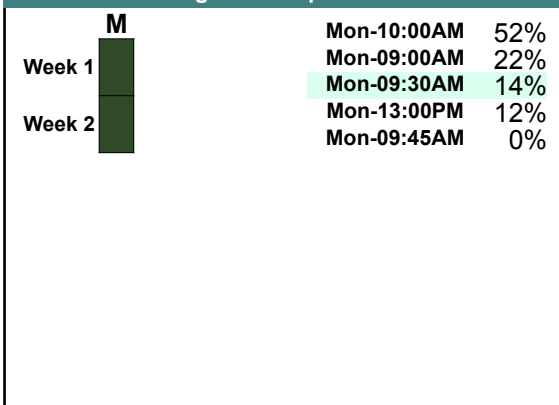


		<u>Filings</u>	<u>Hearings</u>	<u>Transactions</u>	<u>Concluded</u>	<u>Cont</u>
<u>Criminal</u>						
Capias	CA	1	2	2	2	-
Civil Violation	CV	0	1	1	1	-
Felony	F	5	16	16	10	6
Misdemeanor	M	13	36	37	20	17
Show Cause	SC	1	2	2	1	1
Criminal Total		20	57	58	34	24
<u>Traffic</u>						
Infraction	I	58	55	76	67	9
Misdemeanor	M	12	32	33	19	14
Show Cause	SC	0	3	3	2	1
Traffic Total		70	90	112	88	24
<u>Civil</u>						
Garnishment	GA	1	0	1	1	-
Interrogatory	IN	1	0	1	1	-
Protective Order	PO	1	0	1	1	-
Prelim Prot Order	PP	2	1	3	2	-
Unlawful Detainer	UD	4	4	4	3	1
Warrant in Debt	WD	5	7	9	5	4
Civil Total		14	12	19	13	5
Mathews Totals		104	159	189	135	53

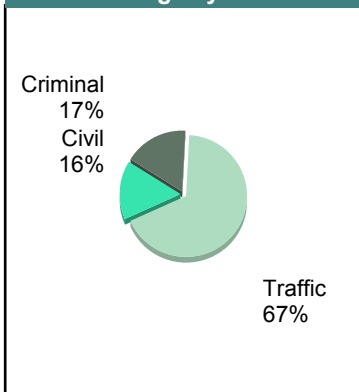


		Filings	Hearings	Transactions	Concluded	Cont
<u>Criminal</u>						
Capias	CA	1	2	2	1	1
Civil Violation	CV	0	1	1	0	1
Felony	F	8	21	21	4	17
Misdemeanor	M	5	25	25	7	18
Show Cause	SC	0	1	1	1	-
Criminal Total		14	50	50	13	37
<u>Traffic</u>						
Infraction	I	50	39	61	54	7
Misdemeanor	M	4	12	12	4	8
Show Cause	SC	2	2	2	0	2
Traffic Total		56	53	75	58	17
<u>Civil</u>						
Admin License	AL	1	0	1	1	-
Detinue	DT	1	1	1	1	-
Garnishment	GA	1	0	1	1	-
Prelim Prot Order	PP	1	1	1	1	-
Tenants Assertion	TA	1	1	1	0	-
Unlawful Detainer	UD	2	2	2	2	-
Warrant in Debt	WD	6	5	8	5	3
Civil Total		13	10	15	11	3
Mathews Totals		83	113	140	82	57

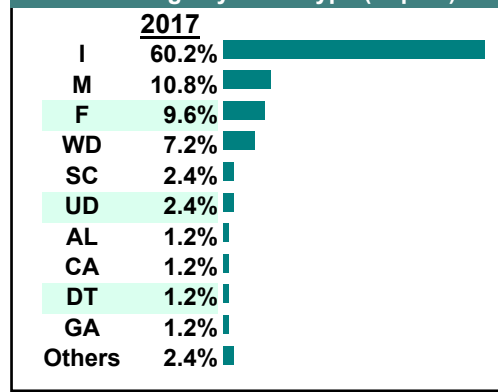
Calendared Filings with Top 12 Scheduled Times



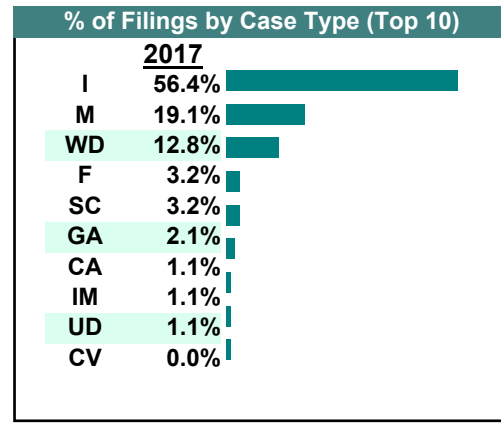
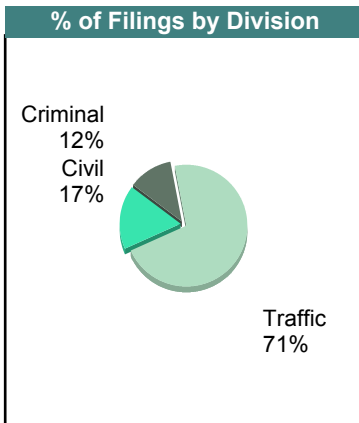

% of Filings by Division



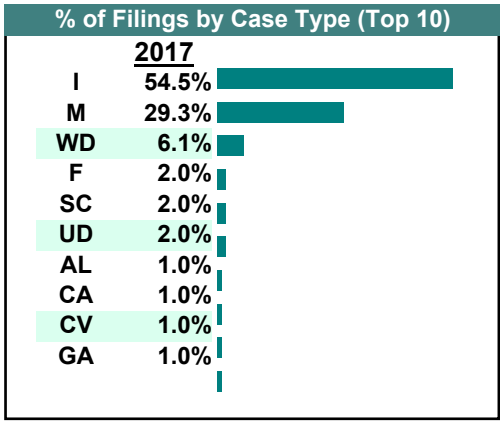
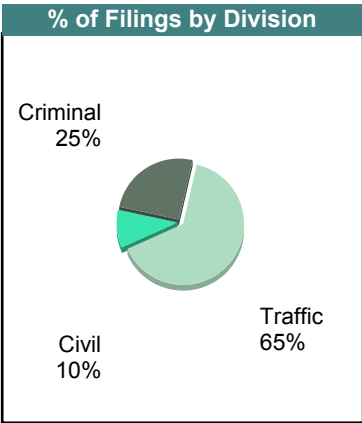
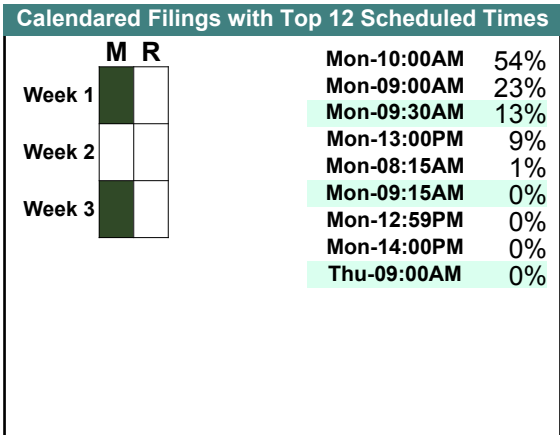
% of Filings by Case Type (Top 10)



		<u>Filings</u>	<u>Hearings</u>	<u>Transactions</u>	<u>Concluded</u>	<u>Cont</u>
<u>Criminal</u>						
Capias	CA	1	3	3	2	1
Civil Violation	CV	0	1	1	1	-
Felony	F	3	4	6	2	4
Misdemeanor	M	6	21	21	9	12
Show Cause	SC	1	2	2	1	1
Criminal Total		11	31	33	15	18
<u>Traffic</u>						
Infraction	I	53	45	65	49	16
Misdemeanor	M	12	18	18	7	11
Show Cause	SC	2	3	3	2	1
Traffic Total		67	66	86	58	28
<u>Civil</u>						
Garnishment	GA	2	0	2	2	-
Impoundment	IM	1	0	1	1	-
Unlawful Detainer	UD	1	2	2	2	-
Warrant in Debt	WD	12	13	16	10	6
Civil Total		16	15	21	15	6
Mathews Totals		94	112	140	88	52



		Filings	Hearings	Transactions	Concluded	Cont
<u>Criminal</u>						
Capias	CA	1	3	3	1	2
Civil Violation	CV	1	1	1	0	1
Felony	F	2	4	4	0	4
Misdemeanor	M	19	45	46	23	23
Show Cause	SC	2	2	2	0	2
Criminal Total		25	55	56	24	32
<u>Traffic</u>						
Felony	F	0	1	1	1	-
Infraction	I	54	65	96	87	9
Misdemeanor	M	10	32	32	19	13
Traffic Total		64	98	129	107	22
<u>Civil</u>						
Admin License	AL	1	0	1	1	-
Garnishment	GA	1	0	1	1	-
Unlawful Detainer	UD	2	3	3	1	2
Warrant in Debt	WD	6	5	8	4	4
Civil Total		10	8	13	7	6
Mathews Totals		99	161	198	138	60



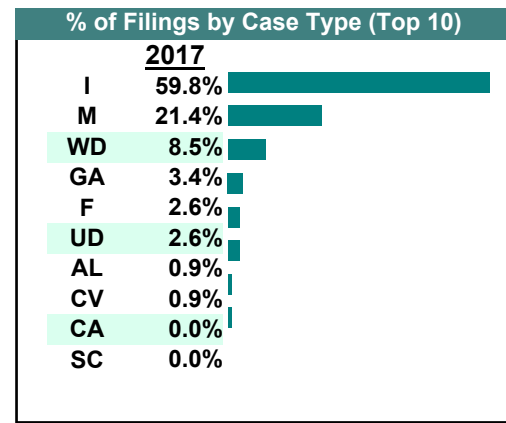
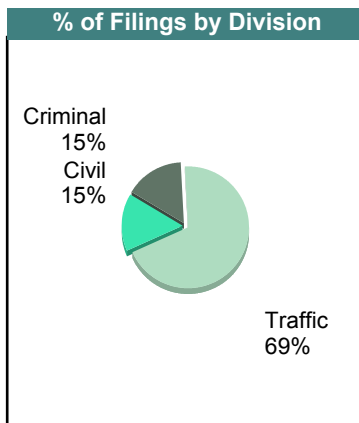
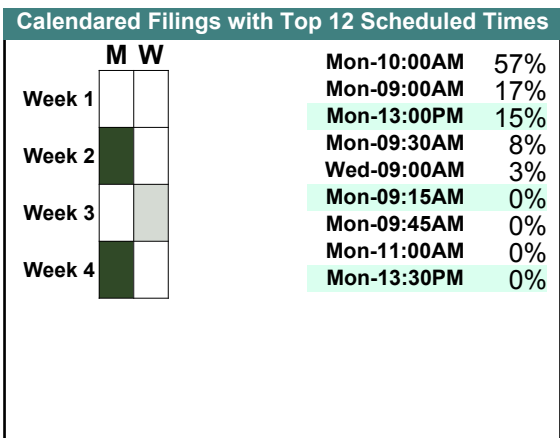
CASELOAD STATISTICS OF THE GENERAL DISTRICT COURTS

January 2017

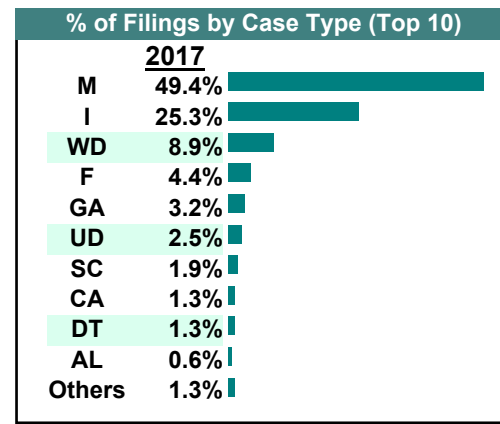
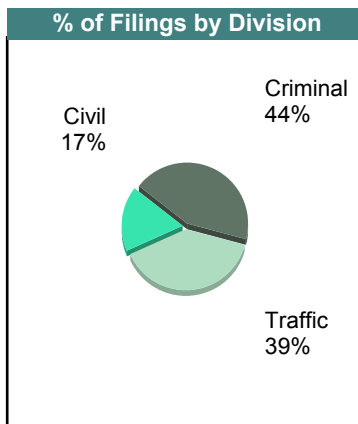
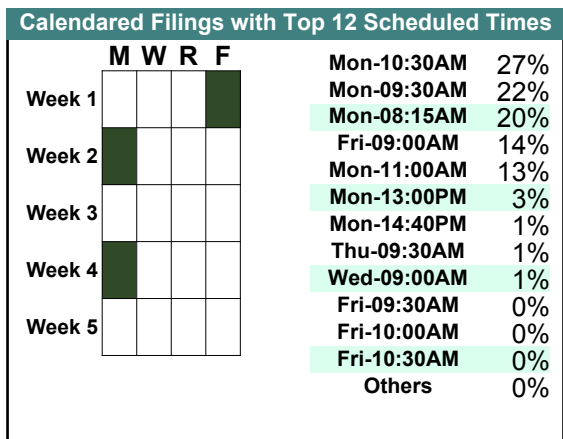
Mathews

District: 9

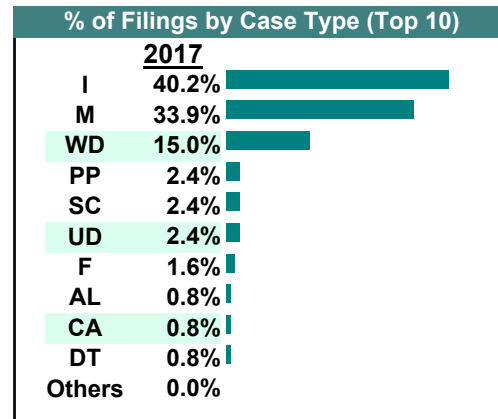
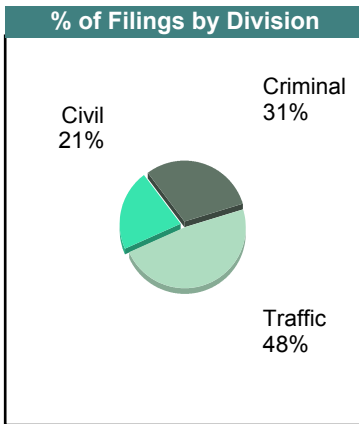
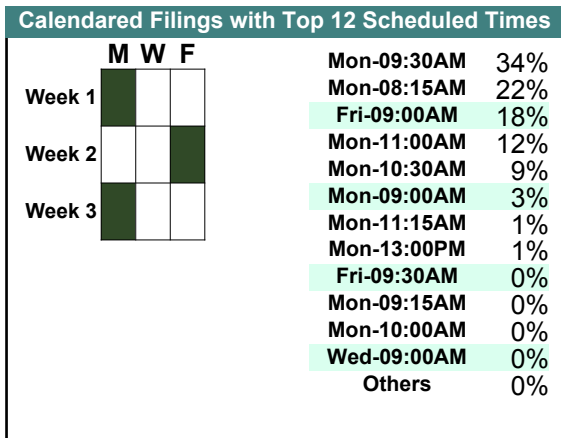
		<u>Filings</u>	<u>Hearings</u>	<u>Transactions</u>	<u>Concluded</u>	<u>Cont</u>
<u>Criminal</u>						
Capias	CA	0	2	2	0	2
Civil Violation	CV	1	2	2	0	2
Felony	F	3	10	10	3	7
Misdemeanor	M	14	32	34	8	26
Show Cause	SC	0	1	1	1	-
Criminal Total		18	47	49	12	37
<u>Traffic</u>						
Felony	F	0	4	4	2	2
Infraction	I	70	64	95	38	57
Misdemeanor	M	11	22	22	4	18
Show Cause	SC	0	1	1	0	1
Traffic Total		81	91	122	44	78
<u>Civil</u>						
Admin License	AL	1	0	1	1	-
Garnishment	GA	4	2	6	4	2
Unlawful Detainer	UD	3	6	8	5	3
Warrant in Debt	WD	10	18	22	12	10
Civil Total		18	26	37	22	15
Mathews Totals		117	164	208	78	130



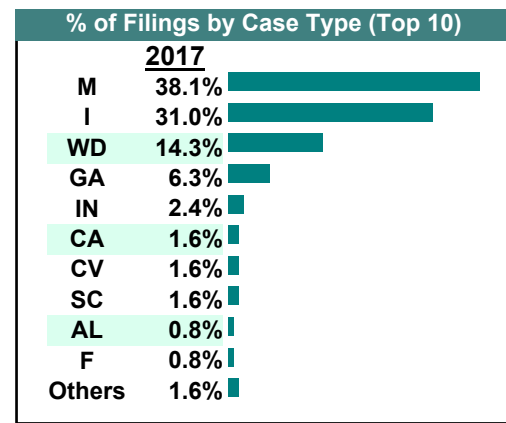
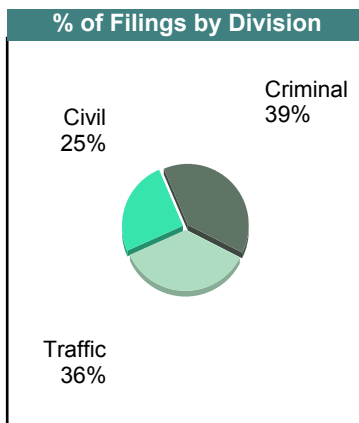
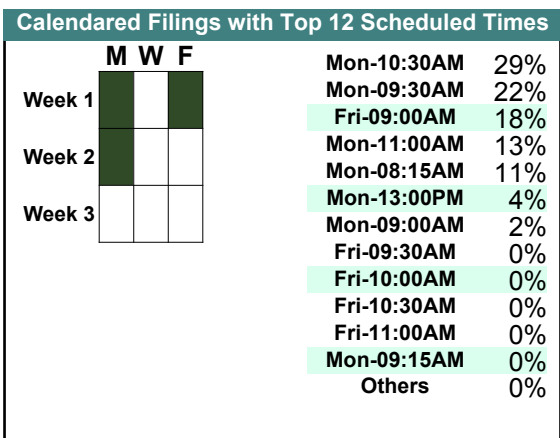
		Filings	Hearings	Transactions	Concluded	Cont
<u>Criminal</u>						
Capias	CA	2	4	4	1	3
Civil Violation	CV	1	1	2	2	-
Felony	F	7	12	12	4	8
Misdemeanor	M	56	71	89	58	31
Show Cause	SC	3	4	4	2	2
Criminal Total		69	92	111	67	44
<u>Traffic</u>						
Felony	F	0	2	2	2	-
Infraction	I	40	27	47	39	8
Misdemeanor	M	22	34	34	19	15
Show Cause	SC	0	2	2	2	-
Traffic Total		62	65	85	62	23
<u>Civil</u>						
Admin License	AL	1	0	1	1	-
Detinue	DT	2	1	2	1	1
Garnishment	GA	5	0	5	5	-
Prelim Prot Order	PP	1	0	1	1	-
Unlawful Detainer	UD	4	8	9	7	2
Warrant in Debt	WD	14	18	27	16	11
Civil Total		27	27	45	31	14
Middlesex Totals		158	184	241	160	81



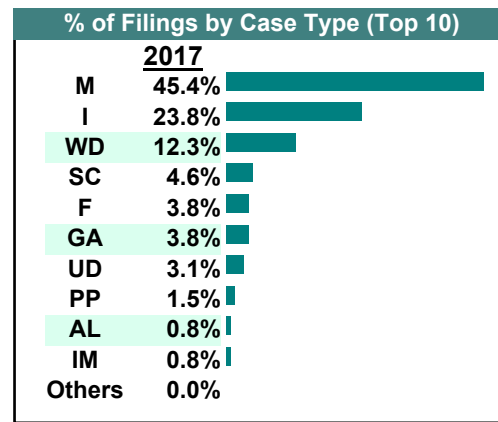
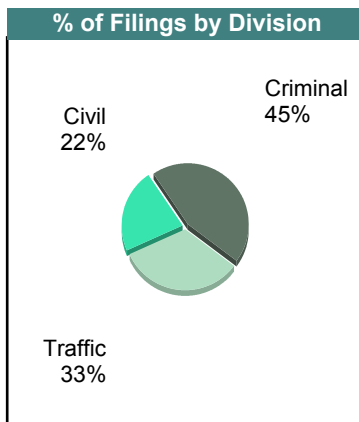
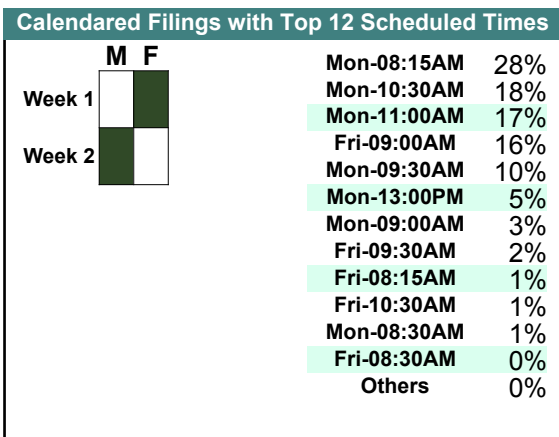
		Filings	Hearings	Transactions	Concluded	Cont
<u>Criminal</u>						
Capias	CA	1	5	5	4	1
Felony	F	2	6	7	4	3
Misdemeanor	M	34	51	63	30	32
Show Cause	SC	2	5	5	2	3
Criminal Total		39	67	80	40	39
<u>Traffic</u>						
Capias	CA	0	3	3	0	3
Infraction	I	51	43	61	54	7
Misdemeanor	M	9	26	26	12	14
Show Cause	SC	1	1	1	0	1
Traffic Total		61	73	91	66	25
<u>Civil</u>						
Admin License	AL	1	0	1	1	-
Bond Forfeiture	BF	0	1	1	1	-
Detinue	DT	1	0	1	1	-
Prelim Prot Order	PP	3	3	5	2	3
Unlawful Detainer	UD	3	3	3	1	2
Warrant in Debt	WD	19	14	22	18	3
Civil Total		27	21	33	24	8
Middlesex Totals		127	161	204	130	72



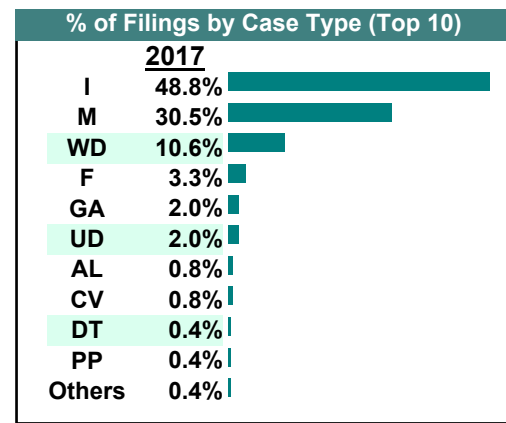
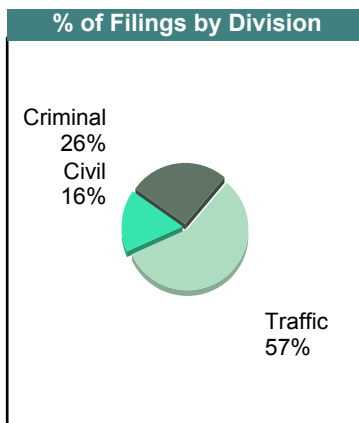
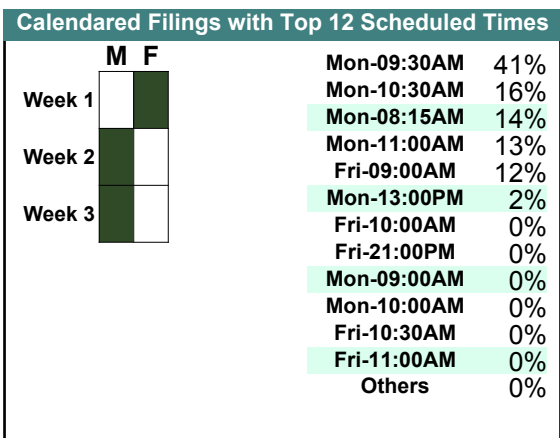
		Filings	Hearings	Transactions	Concluded	Cont
<u>Criminal</u>						
Capias	CA	2	4	4	0	4
Civil Violation	CV	2	2	2	1	-
Felony	F	1	10	10	5	5
Misdemeanor	M	43	45	62	49	13
Show Cause	SC	1	2	2	2	-
Criminal Total		49	63	80	57	22
<u>Traffic</u>						
Felony	F	0	1	1	1	-
Infraction	I	39	22	45	43	2
Misdemeanor	M	5	22	22	11	11
Show Cause	SC	1	4	4	2	2
Traffic Total		45	49	72	57	15
<u>Civil</u>						
Admin License	AL	1	0	1	1	-
Detinue	DT	0	0	1	1	-
Garnishment	GA	8	0	8	8	-
Interrogatory	IN	3	0	3	3	-
Prelim Prot Order	PP	1	0	1	1	-
Unlawful Detainer	UD	1	5	5	1	4
Warrant in Debt	WD	18	20	31	16	15
Civil Total		32	25	50	31	19
Middlesex Totals		126	137	202	145	56



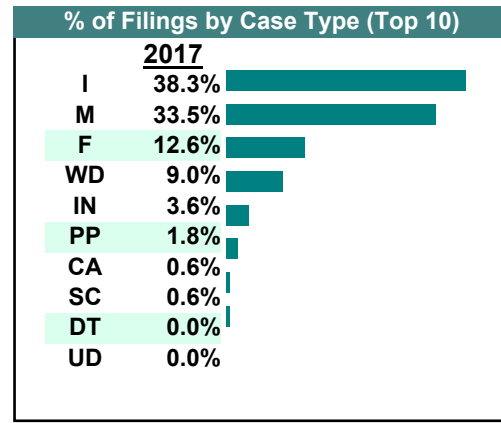
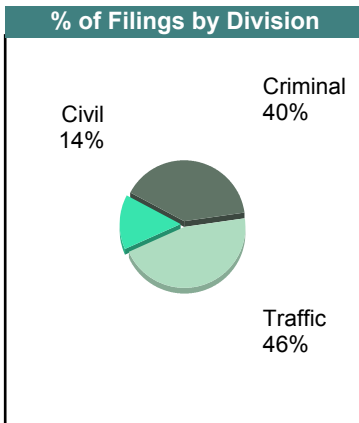
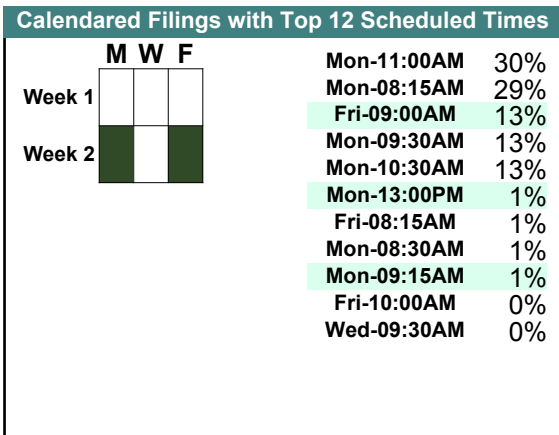
		Filings	Hearings	Transactions	Concluded	Cont
<u>Criminal</u>						
Civil Violation	CV	0	1	1	0	1
Felony	F	4	28	28	18	10
Misdemeanor	M	50	74	86	54	32
Show Cause	SC	4	4	4	3	1
Criminal Total		58	107	119	75	44
<u>Traffic</u>						
Capias	CA	0	3	3	0	3
Felony	F	1	3	3	0	3
Infraction	I	31	22	36	30	6
Misdemeanor	M	9	24	24	9	15
Show Cause	SC	2	2	2	0	2
Traffic Total		43	54	68	39	29
<u>Civil</u>						
Admin License	AL	1	0	1	1	-
Garnishment	GA	5	0	7	7	-
Impoundment	IM	1	0	1	1	-
Prelim Prot Order	PP	2	0	3	3	-
Unlawful Detainer	UD	4	4	4	3	1
Warrant in Debt	WD	16	14	18	15	3
Civil Total		29	18	34	30	4
Middlesex Totals		130	179	221	144	77



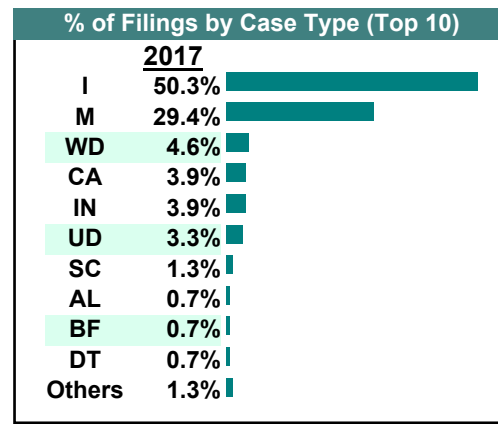
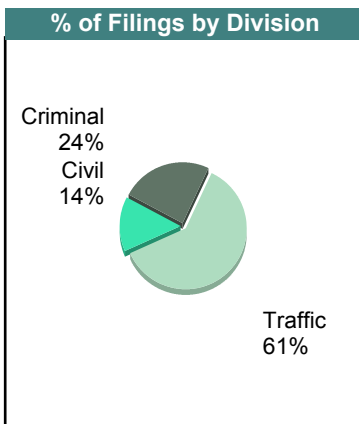
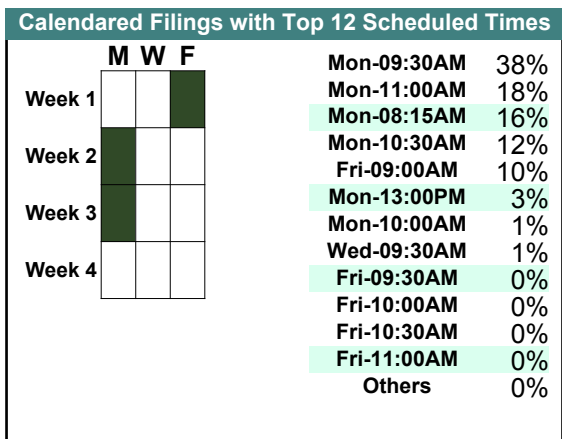
		Filings	Hearings	Transactions	Concluded	Cont
<u>Criminal</u>						
Capias	CA	0	4	4	2	2
Civil Violation	CV	1	2	2	0	2
Felony	F	7	26	26	3	23
Misdemeanor	M	57	81	97	53	44
Show Cause	SC	0	1	1	0	1
Criminal Total		65	114	130	58	72
<u>Traffic</u>						
Civil Violation	CV	1	1	1	1	-
Felony	F	1	2	2	0	2
Infraction	I	120	67	140	126	14
Misdemeanor	M	18	35	35	16	19
Show Cause	SC	1	2	2	2	-
Traffic Total		141	107	180	145	35
<u>Civil</u>						
Admin License	AL	2	0	2	2	-
Detinue	DT	1	2	3	2	1
Garnishment	GA	5	1	5	4	1
Prelim Prot Order	PP	1	1	3	2	-
Unlawful Detainer	UD	5	6	8	5	3
Warrant in Debt	WD	26	24	36	22	13
Civil Total		40	34	57	37	18
Middlesex Totals		246	255	367	240	125



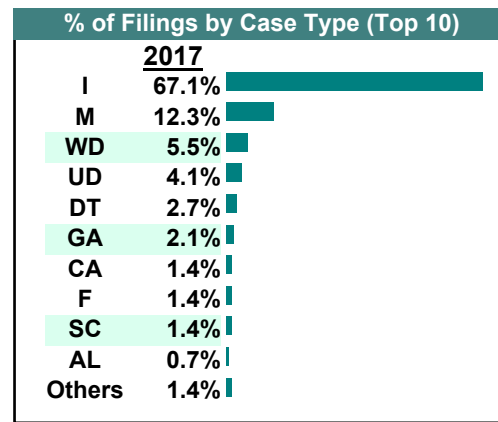
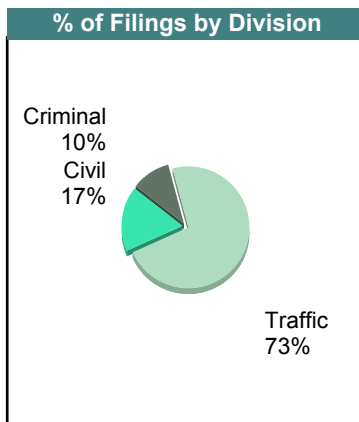
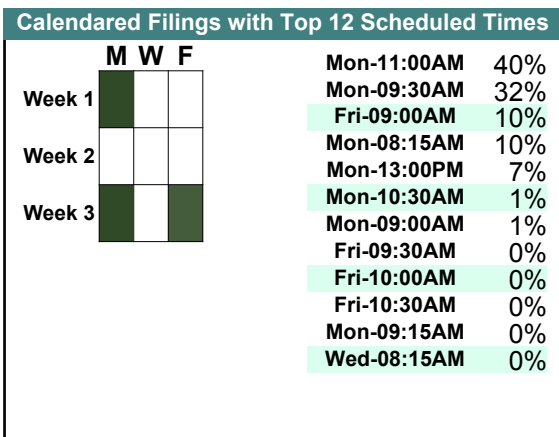
		Filings	Hearings	Transactions	Concluded	Cont
<u>Criminal</u>						
Capias	CA	1	1	1	0	1
Felony	F	20	22	22	2	20
Misdemeanor	M	45	47	61	31	30
Show Cause	SC	1	2	2	1	1
Criminal Total		67	72	86	34	52
<u>Traffic</u>						
Felony	F	1	1	1	0	1
Infraction	I	64	41	70	58	12
Misdemeanor	M	11	17	17	10	7
Traffic Total		76	59	88	68	20
<u>Civil</u>						
Detinue	DT	0	0	1	1	-
Interrogatory	IN	6	1	6	5	-
Prelim Prot Order	PP	3	3	4	1	3
Unlawful Detainer	UD	0	1	1	1	-
Warrant in Debt	WD	15	13	17	16	1
Civil Total		24	18	29	24	4
Middlesex Totals		167	149	203	126	76



		Filings	Hearings	Transactions	Concluded	Cont
<u>Criminal</u>						
Capias	CA	3	6	6	1	5
Felony	F	1	8	8	8	-
Misdemeanor	M	32	33	41	21	20
Show Cause	SC	1	3	3	2	1
Criminal Total		37	50	58	32	26
<u>Traffic</u>						
Capias	CA	3	3	3	0	3
Infraction	I	77	44	81	74	7
Misdemeanor	M	13	17	17	6	11
Show Cause	SC	1	1	1	0	1
Traffic Total		94	65	102	80	22
<u>Civil</u>						
Admin License	AL	1	0	1	1	-
Bond Forfeiture	BF	1	1	1	0	1
Detinue	DT	1	3	3	2	1
Garnishment	GA	1	1	2	1	1
Interrogatory	IN	6	0	6	6	-
Unlawful Detainer	UD	5	9	10	8	2
Warrant in Debt	WD	7	10	16	12	4
Civil Total		22	24	39	30	9
Middlesex Totals		153	139	199	142	57

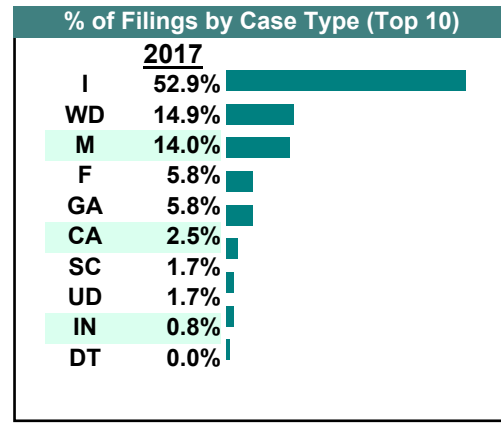
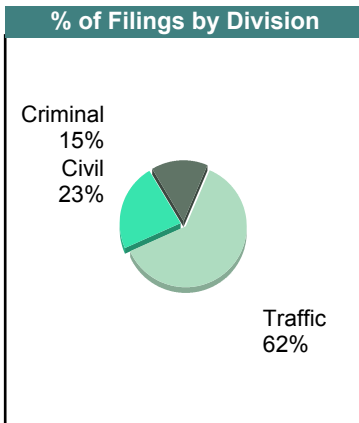
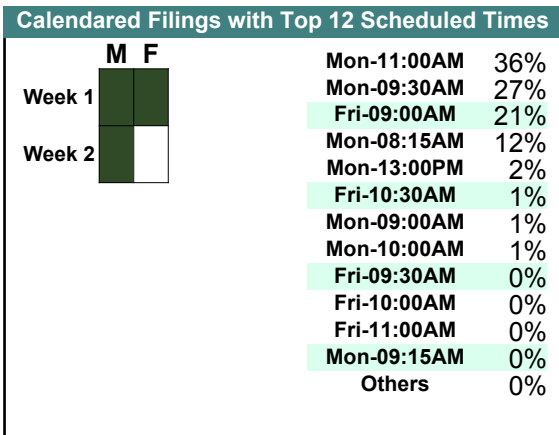


		<u>Filings</u>	<u>Hearings</u>	<u>Transactions</u>	<u>Concluded</u>	<u>Cont</u>
<u>Criminal</u>						
Capias	CA	2	5	5	4	1
Felony	F	2	17	17	12	5
Misdemeanor	M	10	35	36	14	22
Show Cause	SC	1	2	2	0	2
Criminal Total		15	59	60	30	30
<u>Traffic</u>						
Infraction	I	98	58	109	98	11
Misdemeanor	M	8	22	22	14	8
Traffic Total		106	80	131	112	19
<u>Civil</u>						
Admin License	AL	1	0	1	1	-
Detinue	DT	4	4	4	0	4
Garnishment	GA	3	1	3	2	1
Interrogatory	IN	0	0	1	1	-
Other	OT	1	1	1	1	-
Prelim Prot Order	PP	1	2	2	0	2
Show Cause	SC	1	0	1	1	-
Unlawful Detainer	UD	6	4	9	7	2
Warrant in Debt	WD	8	9	9	1	8
Civil Total		25	21	31	14	17
Middlesex Totals		146	160	222	156	66

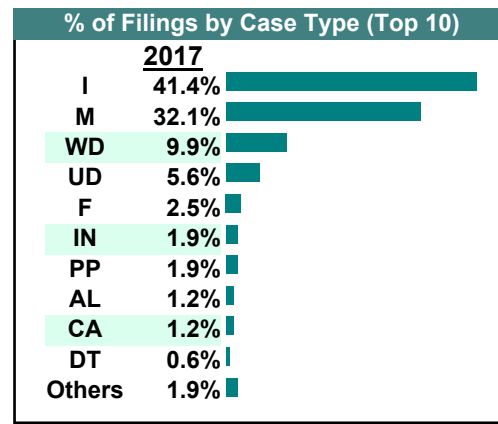
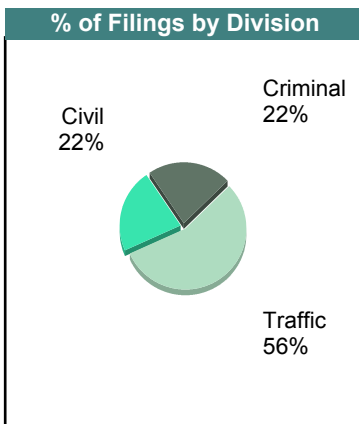
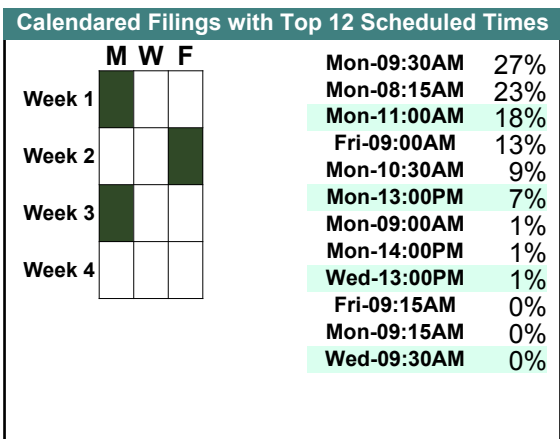


April 2017

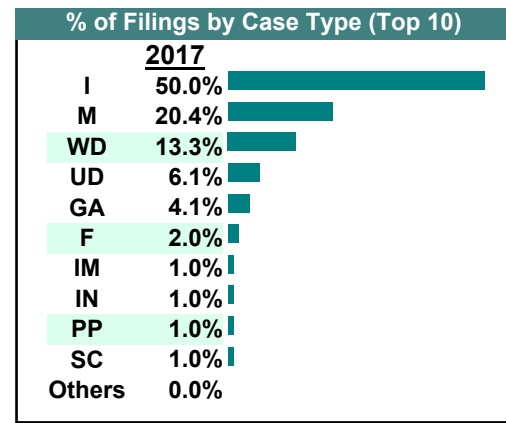
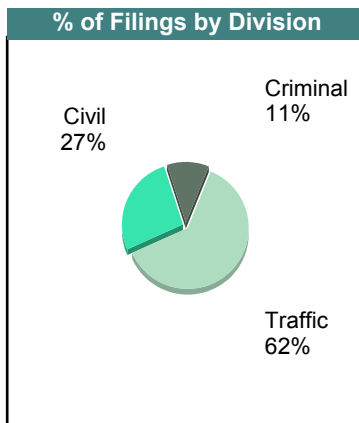
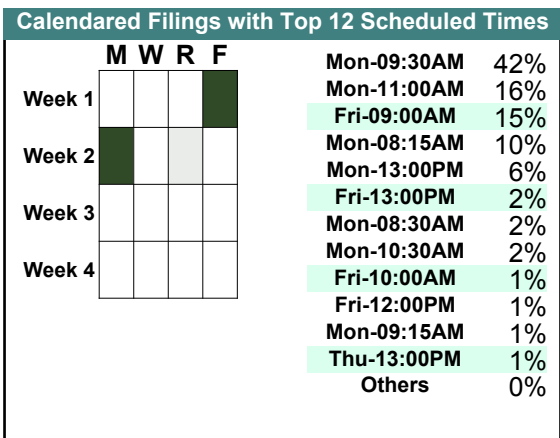
		<u>Filings</u>	<u>Hearings</u>	<u>Transactions</u>	<u>Concluded</u>	<u>Cont</u>
<u>Criminal</u>						
Capias	CA	3	4	4	1	3
Felony	F	7	11	11	1	10
Misdemeanor	M	7	17	18	4	14
Show Cause	SC	1	2	2	0	2
Criminal Total		18	34	35	6	29
<u>Traffic</u>						
Infraction	I	64	37	69	65	4
Misdemeanor	M	10	22	22	15	7
Show Cause	SC	1	1	1	1	-
Traffic Total		75	60	92	81	11
<u>Civil</u>						
Detinue	DT	0	0	1	1	-
Garnishment	GA	7	0	7	7	-
Interrogatory	IN	1	0	1	1	-
Unlawful Detainer	UD	2	8	11	5	6
Warrant in Debt	WD	18	22	28	22	6
Civil Total		28	30	48	36	12
Middlesex Totals		121	124	175	123	52




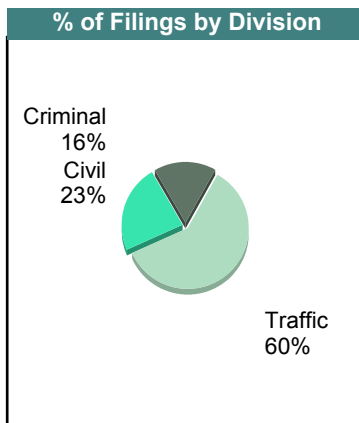
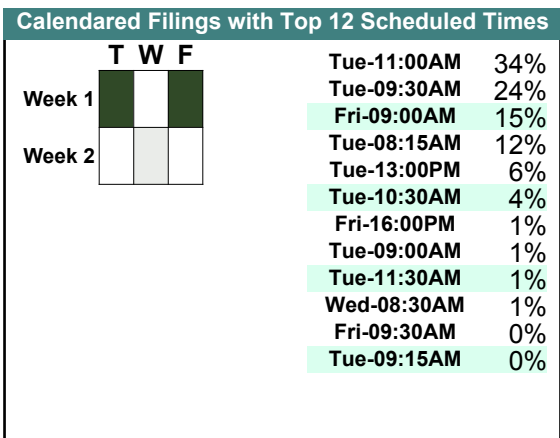
		Filings	Hearings	Transactions	Concluded	Cont
<u>Criminal</u>						
Capias	CA	2	6	6	6	-
Felony	F	4	14	16	5	11
Misdemeanor	M	29	55	57	33	24
Show Cause	SC	1	6	6	3	3
Criminal Total		36	81	85	47	38
<u>Traffic</u>						
Infraction	I	67	46	75	66	9
Misdemeanor	M	23	40	41	17	24
Show Cause	SC	0	1	1	1	-
Traffic Total		90	87	117	84	33
<u>Civil</u>						
Admin License	AL	2	0	2	2	-
Detinue	DT	1	0	1	1	-
Garnishment	GA	1	0	1	1	-
Interrogatory	IN	3	1	3	2	1
Protective Order	PO	1	0	1	1	-
Prelim Prot Order	PP	3	1	5	4	1
Unlawful Detainer	UD	9	9	14	7	7
Warrant in Debt	WD	16	15	18	14	4
Civil Total		36	26	45	32	13
Middlesex Totals		162	194	247	163	84



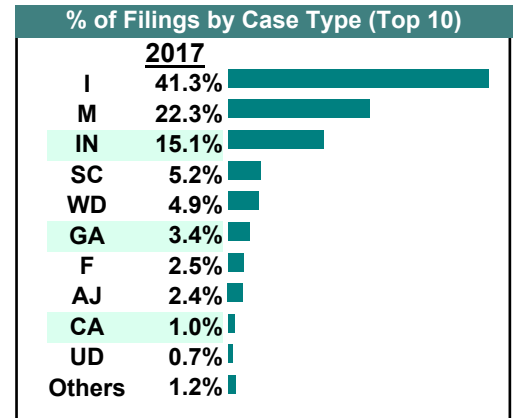
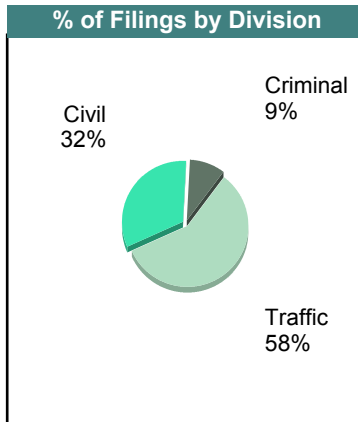
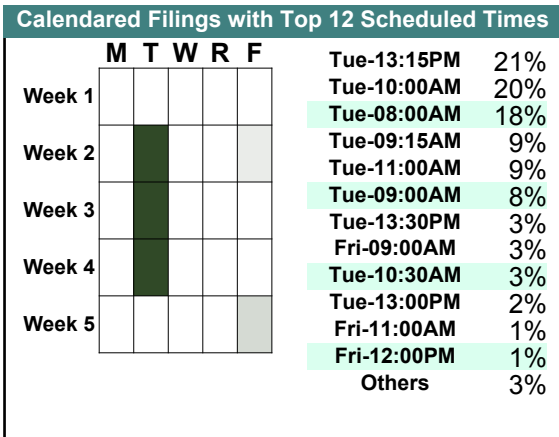
		Filings	Hearings	Transactions	Concluded	Cont
<u>Criminal</u>						
Felony	F	2	22	23	20	3
Misdemeanor	M	8	19	22	13	9
Show Cause	SC	1	2	2	1	1
Criminal Total		11	43	47	34	13
<u>Traffic</u>						
Infraction	I	49	23	54	52	2
Misdemeanor	M	12	17	17	10	7
Show Cause	SC	0	1	1	0	1
Traffic Total		61	41	72	62	10
<u>Civil</u>						
Detinue	DT	0	1	1	1	-
Garnishment	GA	4	0	4	4	-
Impoundment	IM	1	0	1	1	-
Interrogatory	IN	1	0	1	1	-
Prelim Prot Order	PP	1	2	2	0	2
Unlawful Detainer	UD	6	11	11	5	6
Warrant in Debt	WD	13	25	29	18	11
Civil Total		26	39	49	30	19
Middlesex Totals		98	123	168	126	42



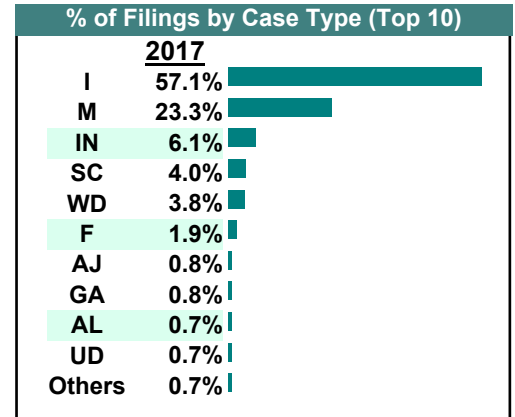
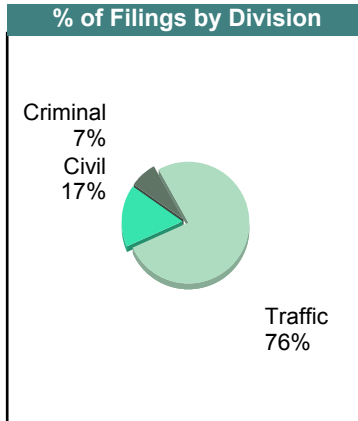
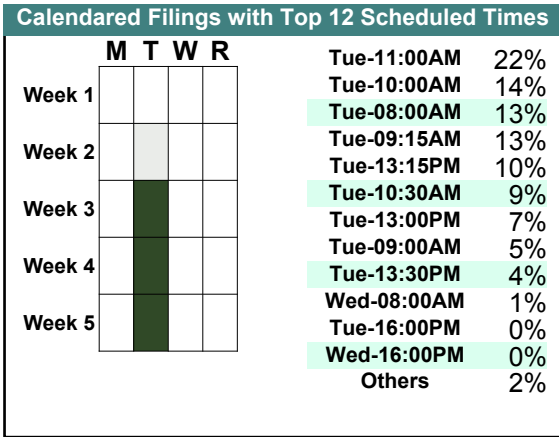
		Filings	Hearings	Transactions	Concluded	Cont
<u>Criminal</u>						
Capias	CA	1	1	1	0	1
Felony	F	4	9	9	1	8
Misdemeanor	M	10	23	23	10	13
Show Cause	SC	1	5	5	3	2
Criminal Total		16	38	38	14	24
<u>Traffic</u>						
Capias	CA	0	1	1	1	-
Infraction	I	46	41	57	48	9
Misdemeanor	M	13	22	22	14	8
Show Cause	SC	0	1	1	0	1
Traffic Total		59	65	81	63	18
<u>Civil</u>						
Detinue	DT	1	1	1	0	1
Garnishment	GA	1	0	1	1	-
Prelim Prot Order	PP	1	0	1	1	-
Unlawful Detainer	UD	9	10	10	4	6
Warrant in Debt	WD	11	11	12	11	1
Civil Total		23	22	25	17	8
Middlesex Totals		98	125	144	94	50



		<u>Filings</u>	<u>Hearings</u>	<u>Transactions</u>	<u>Concluded</u>	<u>Cont</u>
<u>Criminal</u>						
Capias	CA	4	8	8	4	4
Civil Violation	CV	2	3	3	3	-
Felony	F	16	40	40	17	23
Misdemeanor	M	41	97	97	34	63
Show Cause	SC	1	5	5	2	3
Criminal Total		64	153	153	60	93
<u>Traffic</u>						
Capias	CA	0	2	2	1	1
Felony	F	1	3	3	2	1
Infraction	I	279	254	362	277	85
Misdemeanor	M	110	226	226	103	123
Show Cause	SC	3	5	5	2	3
Traffic Total		393	490	598	385	213
<u>Civil</u>						
Abstract	AJ	16	0	16	16	-
Admin License	AL	3	0	3	3	-
Capias	CA	3	1	5	4	1
Garnishment	GA	23	2	28	26	2
Impoundment	IM	2	0	2	2	-
Interrogatory	IN	102	57	142	85	57
Other	OT	1	0	1	1	-
Show Cause	SC	31	14	49	35	14
Unlawful Detainer	UD	5	6	6	5	1
Warrant in Debt	WD	33	41	52	35	17
Civil Total		219	121	304	212	92
New Kent Totals		676	764	1,055	657	398

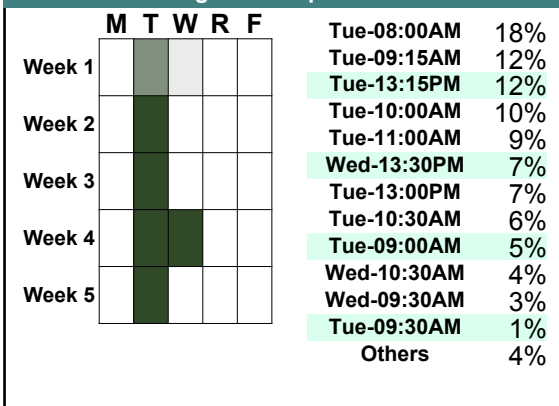


		<u>Filings</u>	<u>Hearings</u>	<u>Transactions</u>	<u>Concluded</u>	<u>Cont</u>
<u>Criminal</u>						
Capias	CA	1	6	6	3	3
Civil Violation	CV	1	1	1	0	1
Felony	F	15	40	40	22	18
Misdemeanor	M	39	95	95	43	52
Show Cause	SC	4	6	6	2	4
Criminal Total		60	148	148	70	78
<u>Traffic</u>						
Capias	CA	1	7	7	3	4
Felony	F	1	2	2	0	2
Infraction	I	484	395	593	488	105
Misdemeanor	M	159	295	295	154	141
Show Cause	SC	3	10	10	5	5
Traffic Total		648	709	907	650	257
<u>Civil</u>						
Abstract	AJ	7	0	7	7	-
Admin License	AL	6	0	6	6	-
Capias	CA	2	2	5	3	2
Garnishment	GA	7	1	11	10	1
Impoundment	IM	1	0	1	1	-
Interrogatory	IN	52	37	90	53	37
Show Cause	SC	27	13	46	33	13
Unlawful Detainer	UD	6	3	8	7	1
Warrant in Debt	WD	32	30	38	22	16
Civil Total		140	86	212	142	70
New Kent Totals		848	943	1,267	862	405

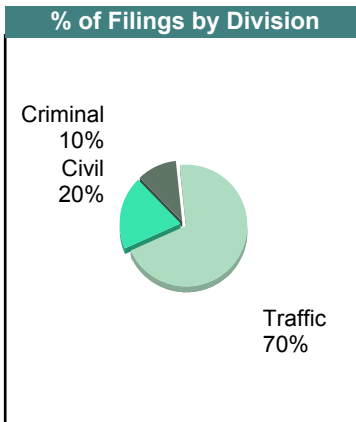


		<u>Filings</u>	<u>Hearings</u>	<u>Transactions</u>	<u>Concluded</u>	<u>Cont</u>
<u>Criminal</u>						
Capias	CA	3	12	12	4	8
Civil Violation	CV	0	1	1	0	1
Felony	F	19	60	60	13	47
Misdemeanor	M	73	133	147	66	81
Show Cause	SC	3	9	9	4	5
Criminal Total		98	215	229	87	142
<u>Traffic</u>						
Capias	CA	4	11	11	5	6
Felony	F	1	1	1	0	1
Infraction	I	482	378	582	483	99
Misdemeanor	M	169	321	321	159	162
Show Cause	SC	8	15	15	10	5
Traffic Total		664	726	930	657	273
<u>Civil</u>						
Abstract	AJ	16	0	16	16	-
Admin License	AL	3	0	3	3	-
Capias	CA	1	3	5	2	3
Garnishment	GA	31	8	41	33	8
Impoundment	IM	5	0	5	5	-
Interrogatory	IN	51	38	108	70	38
Protective Order	PO	2	0	2	2	-
Prelim Prot Order	PP	3	3	7	4	3
Show Cause	SC	43	20	54	34	20
Unlawful Detainer	UD	7	7	7	4	3
Warrant in Debt	WD	23	36	45	28	17
Civil Total		185	115	293	201	92
New Kent Totals		947	1,056	1,452	945	507

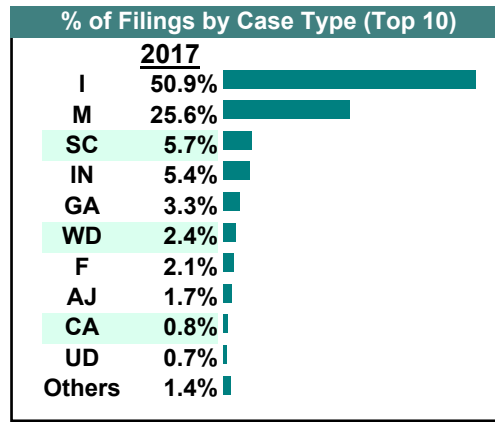
Calendared Filings with Top 12 Scheduled Times



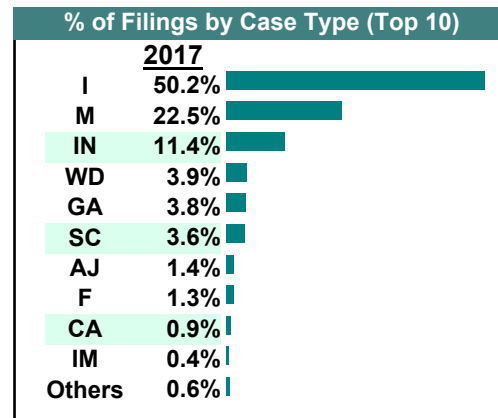
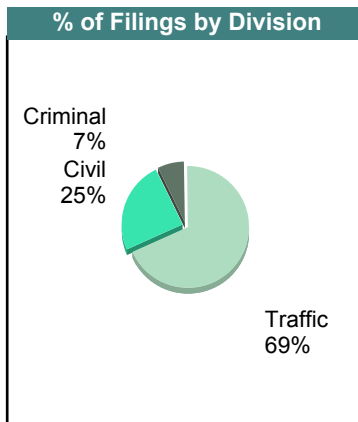
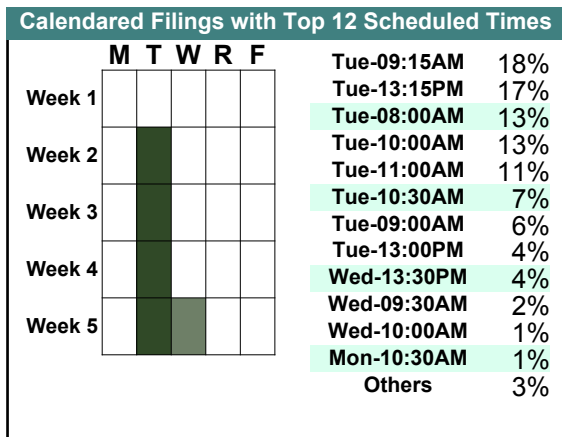
% of Filings by Division



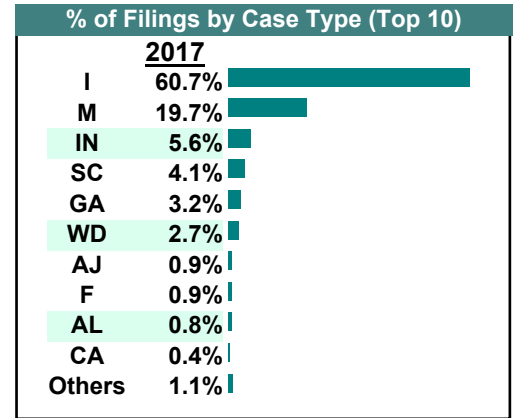
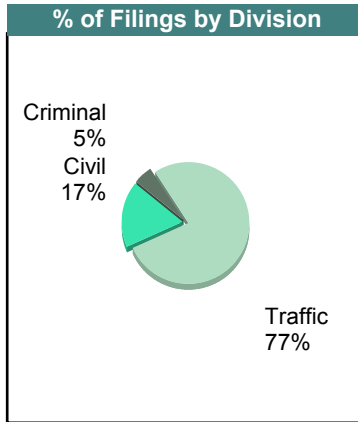
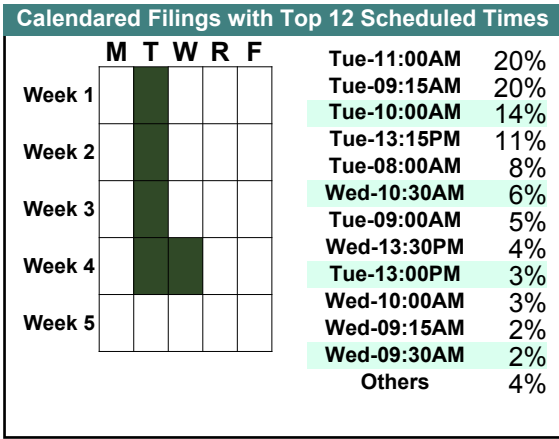
% of Filings by Case Type (Top 10)



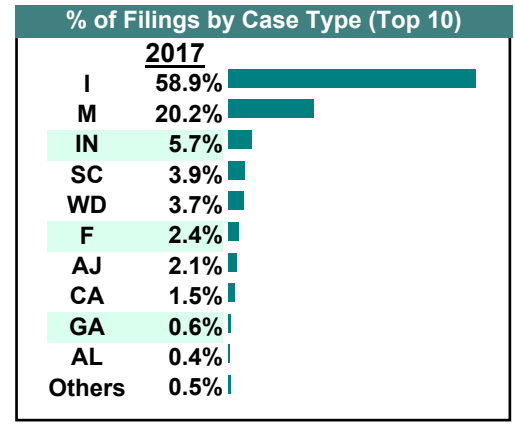
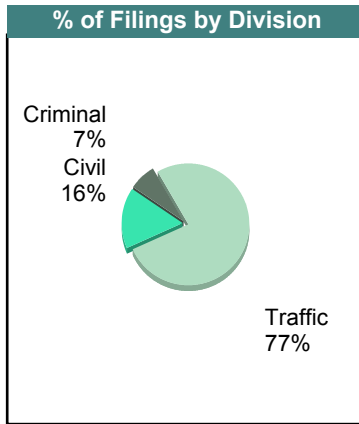
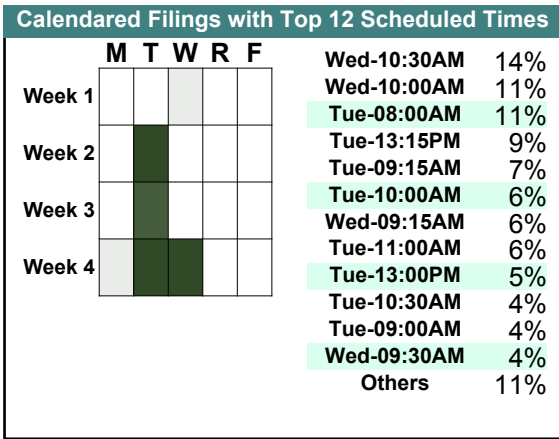
		<u>Filings</u>	<u>Hearings</u>	<u>Transactions</u>	<u>Concluded</u>	<u>Cont</u>
<u>Criminal</u>						
Capias	CA	3	9	9	4	5
Civil Violation	CV	0	6	6	5	1
Felony	F	13	41	41	22	19
Misdemeanor	M	45	103	110	46	64
Show Cause	SC	5	11	11	4	7
Criminal Total		66	170	177	81	96
<u>Traffic</u>						
Capias	CA	2	7	7	4	3
Felony	F	0	3	3	2	1
Infraction	I	493	425	619	499	120
Misdemeanor	M	176	317	317	155	162
Show Cause	SC	4	6	6	2	4
Traffic Total		675	758	952	662	290
<u>Civil</u>						
Abstract	AJ	14	0	14	14	-
Admin License	AL	1	0	1	1	-
Capias	CA	4	4	6	2	4
Garnishment	GA	37	10	44	34	10
Impoundment	IM	4	0	4	4	-
Interrogatory	IN	112	58	150	92	58
Prelim Prot Order	PP	2	1	2	1	1
Show Cause	SC	26	11	40	29	11
Unlawful Detainer	UD	3	1	3	2	1
Warrant in Debt	WD	38	40	55	38	17
Civil Total		241	125	319	217	102
New Kent Totals		982	1,053	1,448	960	488



		<u>Filings</u>	<u>Hearings</u>	<u>Transactions</u>	<u>Concluded</u>	<u>Cont</u>
<u>Criminal</u>						
Capias	CA	1	9	9	4	5
Civil Violation	CV	1	4	4	1	3
Felony	F	8	32	32	16	16
Misdemeanor	M	34	94	98	47	51
Show Cause	SC	3	8	8	6	2
Criminal Total		47	147	151	74	77
<u>Traffic</u>						
Capias	CA	2	11	11	4	7
Felony	F	0	4	4	2	2
Infraction	I	554	409	665	566	99
Misdemeanor	M	146	295	296	159	137
Show Cause	SC	5	10	10	5	5
Traffic Total		707	729	986	736	250
<u>Civil</u>						
Abstract	AJ	8	0	8	8	-
Admin License	AL	7	0	7	7	-
Capias	CA	1	2	3	1	2
Garnishment	GA	29	4	30	26	4
Impoundment	IM	1	0	1	1	-
Interrogatory	IN	51	37	86	49	37
Overweight	OC	2	0	2	2	-
Prelim Prot Order	PP	2	2	4	2	2
Show Cause	SC	29	14	36	22	14
Unlawful Detainer	UD	4	4	6	6	-
Warrant in Debt	WD	25	34	39	20	19
Civil Total		159	97	222	144	78
New Kent Totals		913	973	1,359	954	405

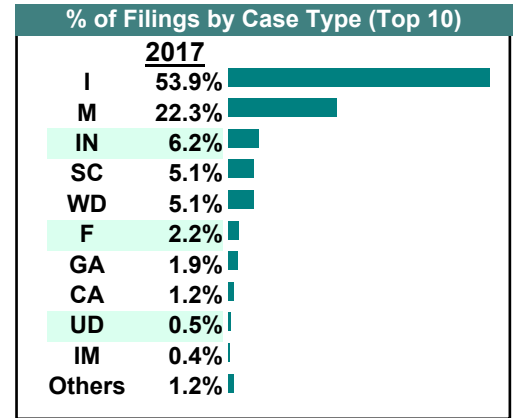
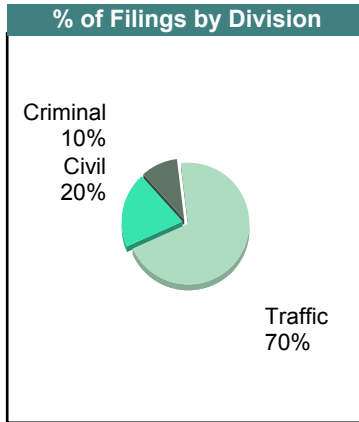
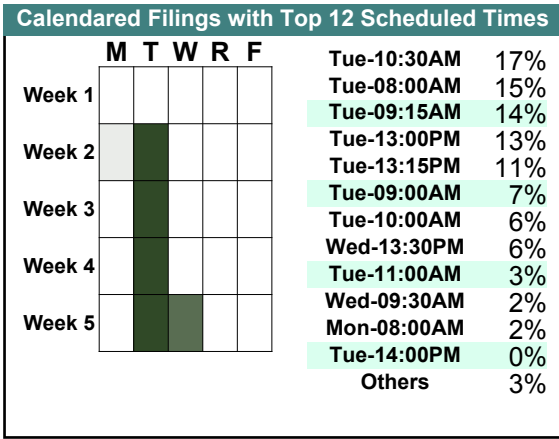


		<u>Filings</u>	<u>Hearings</u>	<u>Transactions</u>	<u>Concluded</u>	<u>Cont</u>
<u>Criminal</u>						
Capias	CA	2	6	6	3	3
Civil Violation	CV	0	2	2	1	1
Felony	F	21	53	53	15	38
Misdemeanor	M	43	102	104	48	56
Show Cause	SC	4	9	9	5	4
Criminal Total		70	172	174	72	102
<u>Traffic</u>						
Capias	CA	10	15	15	3	12
Felony	F	2	3	3	1	2
Infraction	I	568	393	640	511	129
Misdemeanor	M	152	254	254	131	123
Show Cause	SC	7	7	7	1	6
Traffic Total		739	672	919	647	272
<u>Civil</u>						
Abstract	AJ	20	0	20	20	-
Admin License	AL	4	0	4	4	-
Capias	CA	2	2	3	1	2
Garnishment	GA	6	2	9	7	2
Impoundment	IM	1	0	1	1	-
Interrogatory	IN	55	35	92	57	35
Prelim Prot Order	PP	0	0	1	1	-
Show Cause	SC	27	9	42	35	7
Unlawful Detainer	UD	4	3	4	2	2
Warrant in Debt	WD	36	32	43	28	15
Civil Total		155	83	219	156	63
New Kent Totals		964	927	1,312	875	437

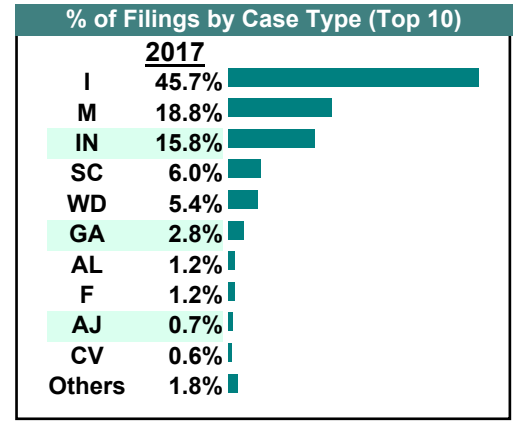
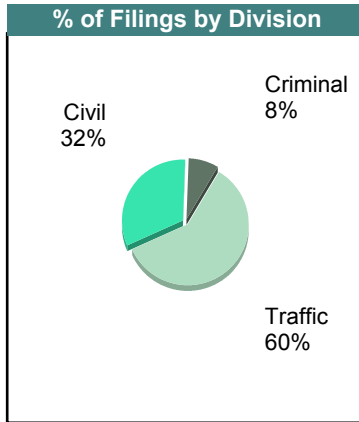
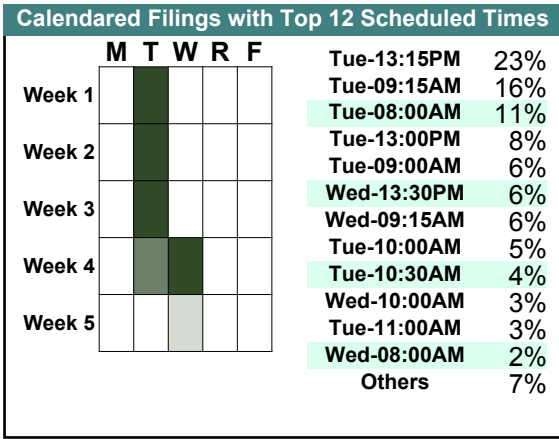


June 2017

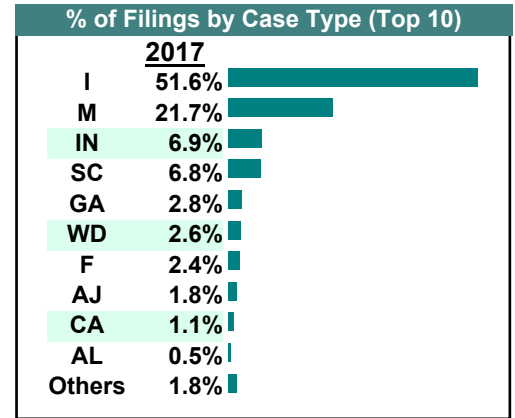
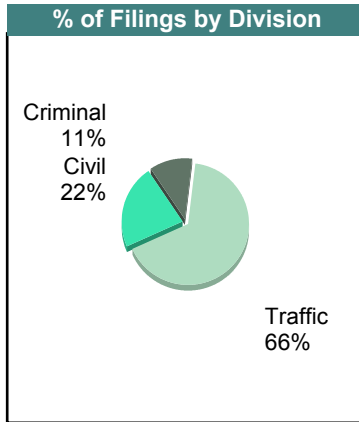
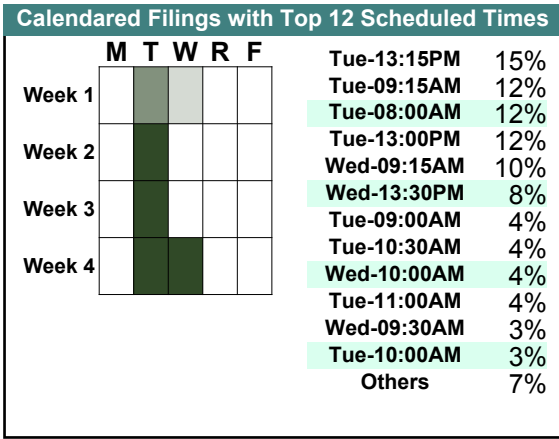
		<u>Filings</u>	<u>Hearings</u>	<u>Transactions</u>	<u>Concluded</u>	<u>Cont</u>
<u>Criminal</u>						
Capias	CA	3	10	10	5	5
Civil Violation	CV	2	4	4	2	2
Felony	F	17	65	65	32	33
Misdemeanor	M	55	156	159	63	96
Show Cause	SC	5	12	12	6	6
Criminal Total		82	247	250	108	142
<u>Traffic</u>						
Capias	CA	2	6	6	2	4
Felony	F	1	3	3	0	3
Infraction	I	450	302	508	419	89
Misdemeanor	M	131	245	245	109	136
Show Cause	SC	3	8	8	7	1
Traffic Total		587	564	770	537	233
<u>Civil</u>						
Admin License	AL	2	0	2	2	-
Capias	CA	5	2	9	7	2
Garnishment	GA	16	2	19	17	2
Impoundment	IM	3	0	3	3	-
Interrogatory	IN	52	38	102	64	38
Other	OT	3	0	4	4	-
Protective Order	PO	1	0	1	1	-
Prelim Prot Order	PP	2	2	4	2	2
Show Cause	SC	35	16	48	33	15
Unlawful Detainer	UD	4	7	9	7	2
Warrant in Debt	WD	43	47	59	41	18
Civil Total		166	114	260	181	79
New Kent Totals		835	925	1,280	826	454



		<u>Filings</u>	<u>Hearings</u>	<u>Transactions</u>	<u>Concluded</u>	<u>Cont</u>
<u>Criminal</u>						
Capias	CA	2	10	10	2	8
Civil Violation	CV	4	10	10	4	6
Felony	F	8	38	38	8	30
Misdemeanor	M	35	96	99	42	57
Show Cause	SC	5	8	8	1	7
Criminal Total		54	162	165	57	108
<u>Traffic</u>						
Capias	CA	0	13	13	8	5
Felony	F	0	1	1	0	1
Infraction	I	306	229	358	304	54
Misdemeanor	M	91	203	203	100	103
Show Cause	SC	4	12	12	7	5
Traffic Total		401	458	587	419	168
<u>Civil</u>						
Abstract	AJ	5	0	5	5	-
Admin License	AL	8	0	8	8	-
Capias	CA	1	4	4	0	4
Garnishment	GA	19	2	21	19	2
Impoundment	IM	2	0	2	2	-
Interrogatory	IN	106	50	145	95	50
Protective Order	PO	1	0	1	1	-
Prelim Prot Order	PP	3	1	4	3	1
Show Cause	SC	31	13	44	31	13
Unlawful Detainer	UD	3	2	4	2	2
Warrant in Debt	WD	36	34	54	44	10
Civil Total		215	106	292	210	82
New Kent Totals		670	726	1,044	686	358

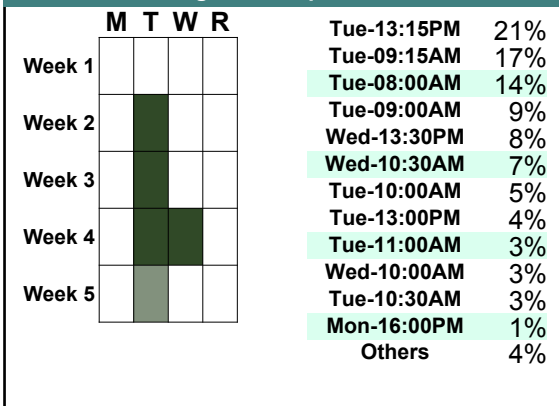


		<u>Filings</u>	<u>Hearings</u>	<u>Transactions</u>	<u>Concluded</u>	<u>Cont</u>
<u>Criminal</u>						
Capias	CA	2	7	7	1	6
Civil Violation	CV	3	5	5	0	5
Felony	F	16	54	54	13	41
Misdemeanor	M	59	140	143	38	105
Show Cause	SC	3	4	4	1	3
Criminal Total		83	210	213	53	160
<u>Traffic</u>						
Capias	CA	2	5	5	0	5
Felony	F	2	5	5	3	2
Infraction	I	381	277	446	394	52
Misdemeanor	M	101	207	207	107	100
Show Cause	SC	4	7	7	5	2
Traffic Total		490	501	670	509	161
<u>Civil</u>						
Abstract	AJ	13	0	13	13	-
Admin License	AL	4	0	4	4	-
Capias	CA	4	3	9	6	3
Garnishment	GA	21	5	25	20	5
Impoundment	IM	4	0	4	4	-
Interrogatory	IN	51	39	110	71	39
Protective Order	PO	1	0	1	1	-
Prelim Prot Order	PP	3	5	8	3	5
Show Cause	SC	43	13	57	44	13
Unlawful Detainer	UD	2	5	8	7	1
Warrant in Debt	WD	19	27	38	29	9
Civil Total		165	97	277	202	75
New Kent Totals		738	808	1,160	764	396

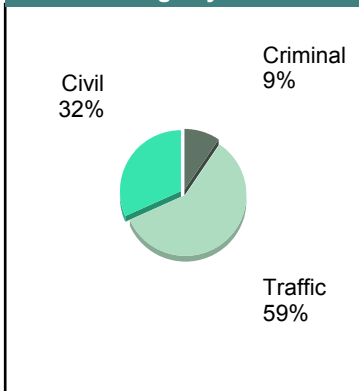


		<u>Filings</u>	<u>Hearings</u>	<u>Transactions</u>	<u>Concluded</u>	<u>Cont</u>
<u>Criminal</u>						
Capias	CA	3	7	7	3	4
Civil Violation	CV	2	5	5	2	3
Felony	F	18	49	49	19	30
Misdemeanor	M	40	118	118	43	75
Show Cause	SC	1	4	4	3	1
Criminal Total		64	183	183	70	113
<u>Traffic</u>						
Capias	CA	2	7	7	2	5
Felony	F	1	4	4	2	2
Infraction	I	286	235	347	296	51
Misdemeanor	M	105	209	209	107	102
Show Cause	SC	5	9	9	4	5
Traffic Total		399	464	576	411	165
<u>Civil</u>						
Abstract	AJ	5	0	5	5	-
Admin License	AL	6	0	6	6	-
Capias	CA	5	5	7	2	5
Garnishment	GA	17	4	19	15	4
Impoundment	IM	1	0	1	1	-
Interrogatory	IN	107	59	139	80	59
Other	OT	1	1	2	1	1
Protective Order	PO	1	1	2	1	1
Prelim Prot Order	PP	1	1	2	1	1
Show Cause	SC	21	14	34	20	14
Unlawful Detainer	UD	8	9	9	4	5
Warrant in Debt	WD	41	39	56	36	20
Civil Total		214	133	282	172	110
New Kent Totals		677	780	1,041	653	388

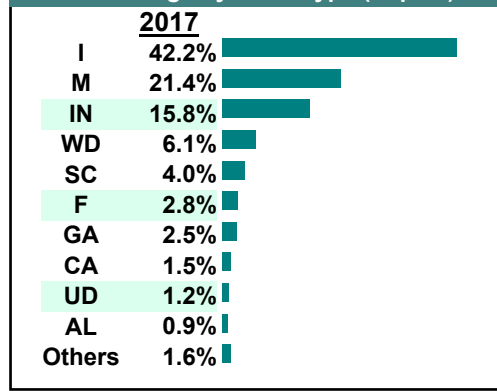
Calendared Filings with Top 12 Scheduled Times



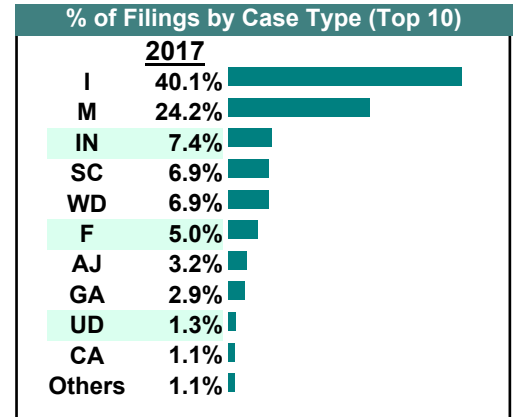
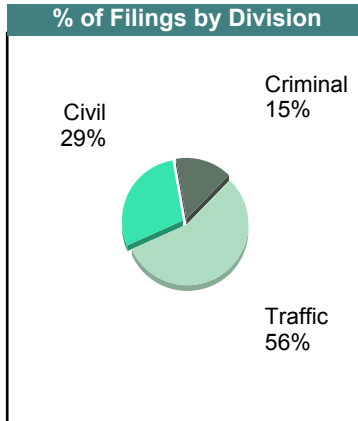
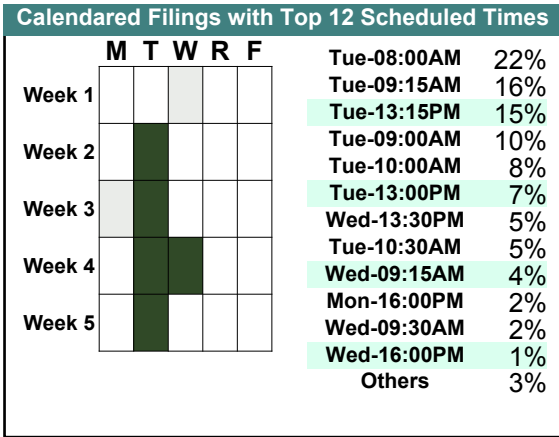
% of Filings by Division



% of Filings by Case Type (Top 10)



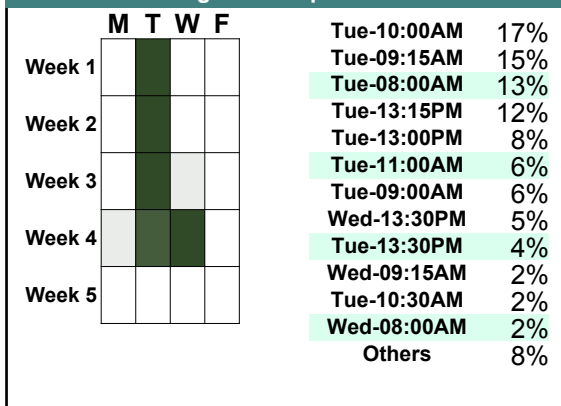
		<u>Filings</u>	<u>Hearings</u>	<u>Transactions</u>	<u>Concluded</u>	<u>Cont</u>
<u>Criminal</u>						
Capias	CA	1	7	7	4	3
Civil Violation	CV	2	6	6	2	4
Felony	F	30	57	57	16	41
Misdemeanor	M	59	123	127	49	78
Show Cause	SC	1	4	4	3	1
Criminal Total		93	197	201	74	127
<u>Traffic</u>						
Capias	CA	2	9	9	6	3
Felony	F	1	4	4	2	2
Infraction	I	250	227	327	255	72
Misdemeanor	M	92	204	204	96	108
Show Cause	SC	5	10	10	4	6
Traffic Total		350	454	554	363	191
<u>Civil</u>						
Abstract	AJ	20	0	21	21	-
Admin License	AL	3	0	3	3	-
Capias	CA	4	2	5	3	2
Garnishment	GA	18	3	20	17	3
Interrogatory	IN	46	32	110	78	32
Protective Order	PO	2	1	3	2	1
Show Cause	SC	37	13	65	52	13
Unlawful Detainer	UD	8	17	20	14	6
Warrant in Debt	WD	43	42	55	32	23
Civil Total		181	110	302	222	80
New Kent Totals		624	761	1,057	659	398



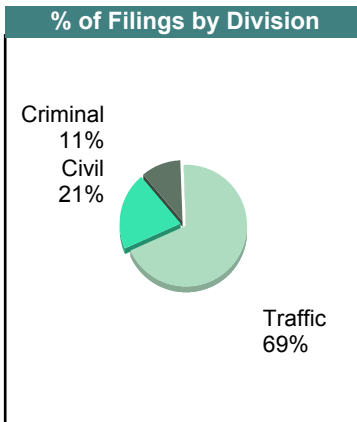
January 2017

		<u>Filings</u>	<u>Hearings</u>	<u>Transactions</u>	<u>Concluded</u>	<u>Cont</u>
<u>Criminal</u>						
Capias	CA	2	12	12	6	6
Civil Violation	CV	3	6	6	3	3
Felony	F	23	64	64	36	28
Misdemeanor	M	56	110	113	45	68
Show Cause	SC	3	13	13	7	6
Criminal Total		87	205	208	97	111
<u>Traffic</u>						
Capias	CA	1	2	2	0	2
Felony	F	2	5	5	2	3
Infraction	I	425	337	481	407	74
Misdemeanor	M	138	243	244	123	121
Show Cause	SC	3	6	6	4	2
Traffic Total		569	593	738	536	202
<u>Civil</u>						
Abstract	AJ	14	1	14	13	1
Admin License	AL	5	0	5	5	-
Capias	CA	1	0	1	1	-
Garnishment	GA	4	3	8	5	3
Impoundment	IM	3	0	3	3	-
Interrogatory	IN	66	62	139	77	62
Other	OT	1	1	2	1	1
Prelim Prot Order	PP	0	1	1	0	1
Show Cause	SC	35	28	76	48	28
Unlawful Detainer	UD	4	5	6	3	3
Warrant in Debt	WD	37	36	50	32	18
Civil Total		170	137	305	188	117
New Kent Totals		826	935	1,251	821	430

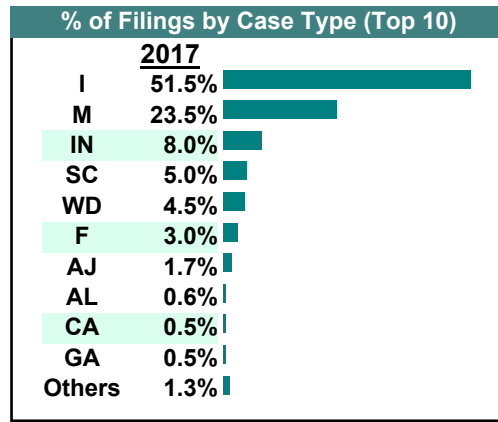
Calendarized Filings with Top 12 Scheduled Times



% of Filings by Division



% of Filings by Case Type (Top 10)



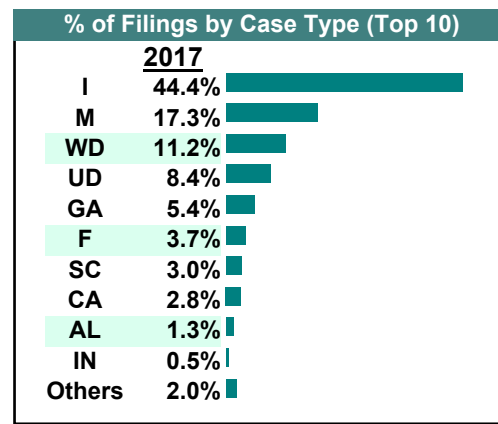
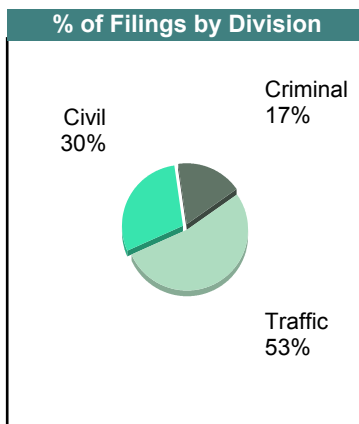
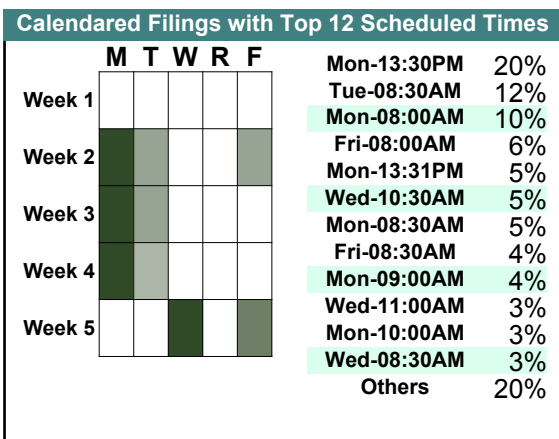
CASELOAD STATISTICS OF THE GENERAL DISTRICT COURTS

December 2017

Williamsburg

District: 9

		Filings	Hearings	Transactions	Concluded	Cont
<u>Criminal</u>						
Capias	CA	32	114	114	32	82
Civil Violation	CV	1	1	1	0	1
Felony	F	52	158	163	44	119
Misdemeanor	M	135	398	399	175	224
Motion	MO	6	6	6	6	-
Show Cause	SC	21	41	41	15	26
Criminal Total		247	718	724	272	452
<u>Traffic</u>						
Capias	CA	6	23	23	12	11
Felony	F	1	3	3	1	2
Infraction	I	632	498	760	599	161
Misdemeanor	M	111	210	210	90	120
Show Cause	SC	5	7	7	4	3
Traffic Total		755	741	1,003	706	297
<u>Civil</u>						
Abstract	AJ	1	0	1	1	-
Admin License	AL	19	0	19	19	-
Capias	CA	2	0	3	3	-
Detinue	DT	2	3	3	0	3
Garnishment	GA	77	4	81	77	4
Impoundment	IM	3	0	3	3	-
Interrogatory	IN	7	8	28	20	8
Motion for Judgment	MJ	2	2	3	2	1
Other	OT	1	0	1	1	-
Protective Order	PO	4	2	6	4	2
Prelim Prot Order	PP	5	1	6	5	1
Show Cause	SC	16	2	19	17	2
Tenants Assertion	TA	3	3	3	0	3
Third Party Claim	TH	0	0	1	1	-
Unlawful Detainer	UD	119	44	129	118	11
Warrant in Debt	WD	159	156	206	154	52
Civil Total		420	225	512	425	87
Williamsburg Totals		1,422	1,684	2,239	1,403	836



CASELOAD STATISTICS OF THE GENERAL DISTRICT COURTS

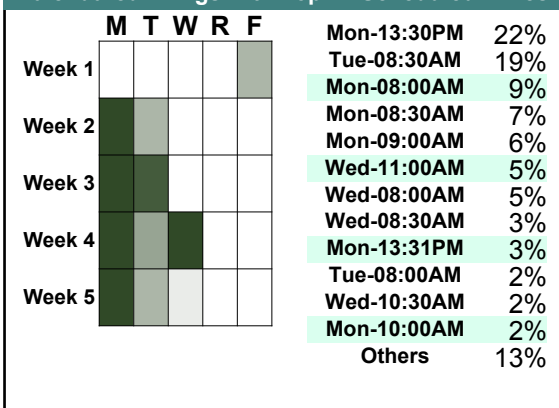
November 2017

Williamsburg

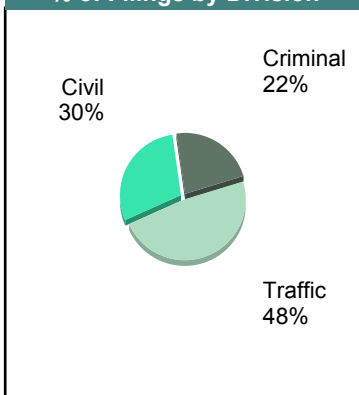
District: 9

		<u>Filings</u>	<u>Hearings</u>	<u>Transactions</u>	<u>Concluded</u>	<u>Cont</u>
<u>Criminal</u>						
Capias	CA	53	151	151	45	106
Civil Violation	CV	1	5	5	2	3
Felony	F	53	199	211	75	136
Misdemeanor	M	158	503	506	163	343
Motion	MO	6	7	7	6	1
Show Cause	SC	18	52	52	20	32
Criminal Total		289	917	932	311	621
<u>Traffic</u>						
Capias	CA	13	30	30	13	17
Felony	F	0	1	1	1	-
Infraction	I	489	453	659	491	168
Misdemeanor	M	117	253	253	108	145
Show Cause	SC	4	8	8	7	1
Traffic Total		623	745	951	620	331
<u>Civil</u>						
Abstract	AJ	3	2	3	3	-
Admin License	AL	26	0	26	26	-
Bond Forfeiture	BF	2	5	6	5	1
Capias	CA	1	1	1	0	1
Detinue	DT	0	1	1	1	-
Garnishment	GA	43	0	43	43	-
Interrogatory	IN	3	3	6	3	3
Motion for Judgment	MJ	4	4	4	1	3
Other	OT	4	1	4	4	-
Protective Order	PO	2	2	3	1	2
Prelim Prot Order	PP	6	2	8	6	2
Show Cause	SC	1	1	1	0	1
Third Party Claim	TH	1	1	2	1	1
Unlawful Detainer	UD	162	83	177	161	16
Warrant in Debt	WD	124	114	156	119	37
Civil Total		382	220	441	374	67
Williamsburg Totals		1,294	1,882	2,324	1,305	1,019

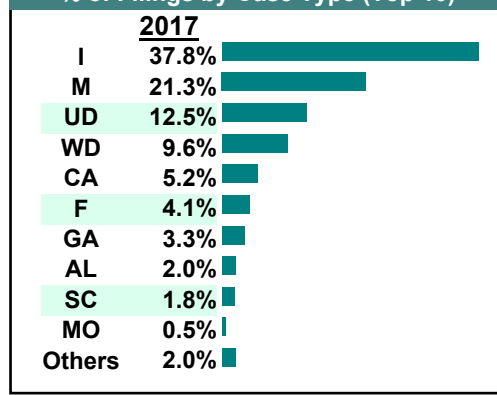
Calendared Filings with Top 12 Scheduled Times



% of Filings by Division



% of Filings by Case Type (Top 10)



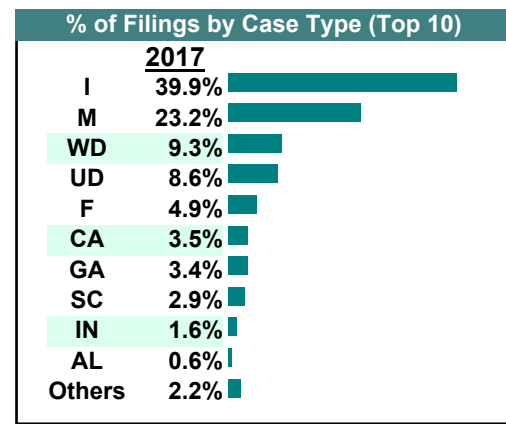
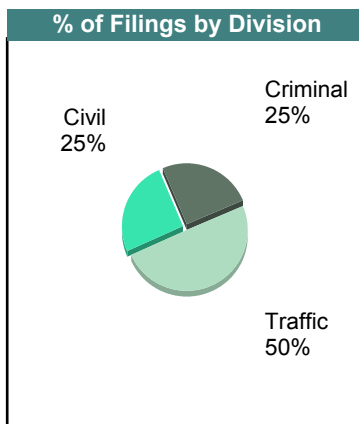
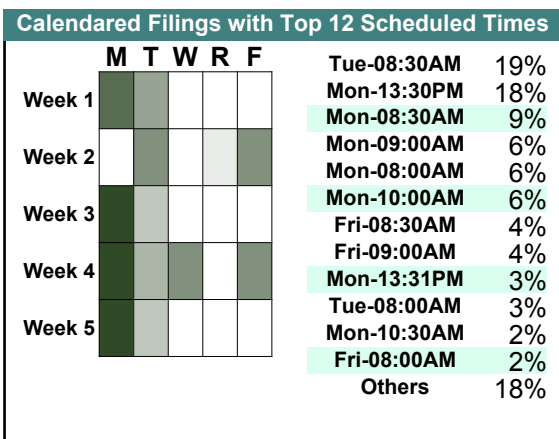
CASELOAD STATISTICS OF THE GENERAL DISTRICT COURTS

October 2017

Williamsburg

District: 9

		Filings	Hearings	Transactions	Concluded	Cont
<u>Criminal</u>						
Capias	CA	42	120	120	49	71
Civil Violation	CV	4	9	9	3	6
Felony	F	75	198	201	73	128
Misdemeanor	M	226	524	534	179	355
Motion	MO	6	6	6	6	-
Show Cause	SC	28	71	71	32	39
Criminal Total		381	928	941	342	599
<u>Traffic</u>						
Capias	CA	10	29	29	12	17
Felony	F	0	5	5	3	2
Infraction	I	611	553	786	568	218
Misdemeanor	M	129	243	243	117	125
Other	O	1	0	1	1	-
Show Cause	SC	10	18	18	7	11
Traffic Total		761	848	1,082	708	373
<u>Civil</u>						
Abstract	AJ	8	3	8	8	-
Admin License	AL	9	0	9	9	-
Bond Forfeiture	BF	1	1	1	0	-
Capias	CA	1	0	1	1	-
Counter Claim	CC	1	0	1	1	-
Detinue	DT	2	2	3	3	-
Garnishment	GA	52	0	52	52	-
Interrogatory	IN	24	22	34	12	22
Motion for Judgment	MJ	5	5	6	4	2
Protective Order	PO	3	1	5	4	1
Prelim Prot Order	PP	3	0	3	3	-
Show Cause	SC	6	4	8	4	4
Third Party Claim	TH	0	1	1	0	1
Unlawful Detainer	UD	131	57	147	135	12
Warrant in Debt	WD	143	146	187	130	57
Civil Total		389	242	466	366	99
Williamsburg Totals		1,531	2,018	2,489	1,416	1,071



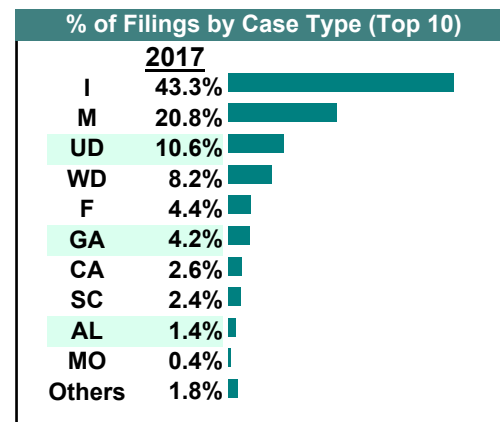
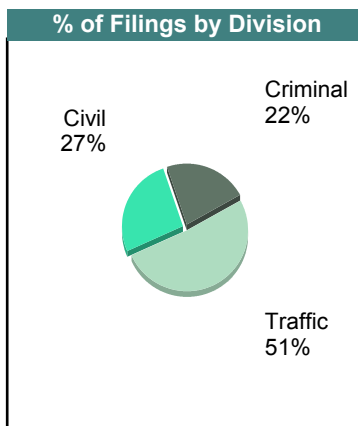
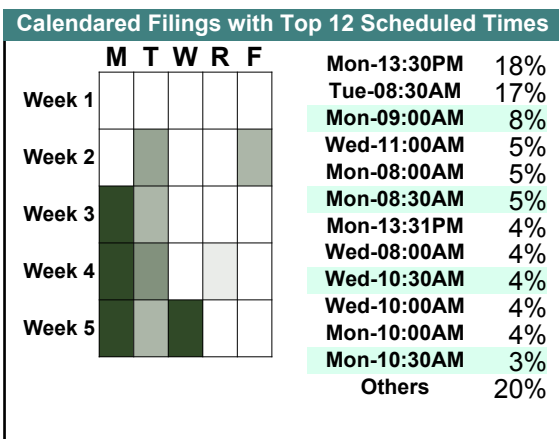
CASELOAD STATISTICS OF THE GENERAL DISTRICT COURTS

September 2017

Williamsburg

District: 9

		<u>Filings</u>	<u>Hearings</u>	<u>Transactions</u>	<u>Concluded</u>	<u>Cont</u>
<u>Criminal</u>						
Capias	CA	27	108	108	42	66
Civil Violation	CV	0	3	3	1	2
Felony	F	60	211	229	96	133
Misdemeanor	M	191	511	521	176	345
Motion	MO	6	6	6	6	-
Show Cause	SC	23	53	53	22	31
Criminal Total		307	892	920	343	577
<u>Traffic</u>						
Capias	CA	9	36	36	22	14
Felony	F	1	6	6	1	5
Infraction	I	604	533	805	638	167
Misdemeanor	M	99	261	261	143	118
Other	O	2	2	2	2	-
Show Cause	SC	3	10	10	5	5
Traffic Total		718	848	1,120	811	309
<u>Civil</u>						
Abstract	AJ	2	2	2	2	-
Admin License	AL	19	0	20	20	-
Counter Claim	CC	1	0	1	1	-
Custody Relief	CR	1	2	2	1	1
Detinue	DT	2	3	4	2	2
Garnishment	GA	58	1	61	60	1
Impoundment	IM	2	0	2	2	-
Interrogatory	IN	4	3	11	8	3
Other	OT	1	0	1	1	-
Protective Order	PO	6	1	6	5	1
Prelim Prot Order	PP	4	0	4	4	-
Show Cause	SC	7	3	8	7	1
Unlawful Detainer	UD	148	66	162	144	18
Warrant in Debt	WD	115	117	165	123	42
Civil Total		370	198	449	380	69
Williamsburg Totals		1,395	1,938	2,489	1,534	955



CASELOAD STATISTICS OF THE GENERAL DISTRICT COURTS

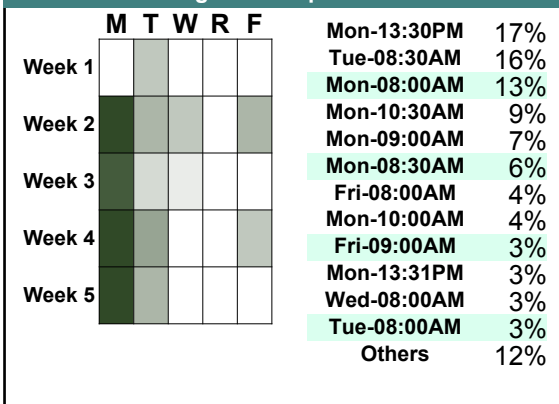
August 2017

Williamsburg

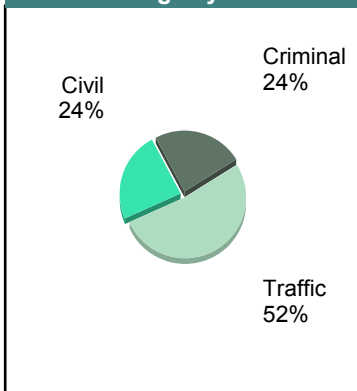
District: 9

		Filings	Hearings	Transactions	Concluded	Cont
<u>Criminal</u>						
Capias	CA	44	141	141	44	97
Civil Violation	CV	2	7	7	3	4
Felony	F	81	217	222	58	164
Misdemeanor	M	174	470	474	151	323
Motion	MO	8	8	8	8	-
Show Cause	SC	22	62	62	30	32
Criminal Total		331	905	914	294	620
<u>Traffic</u>						
Capias	CA	8	36	36	9	27
Civil Violation	CV	2	3	3	3	-
Felony	F	2	5	5	1	4
Infraction	I	581	513	745	582	162
Misdemeanor	M	118	264	264	127	136
Motion	MO	1	1	1	1	-
Other	O	1	1	1	1	-
Show Cause	SC	8	9	9	5	4
Traffic Total		721	832	1,064	729	333
<u>Civil</u>						
Admin License	AL	13	1	14	13	1
Bond Forfeiture	BF	0	0	1	1	-
Capias	CA	0	0	1	1	-
Detinue	DT	0	1	1	0	1
Garnishment	GA	46	2	50	48	2
Impoundment	IM	3	0	3	3	-
Interrogatory	IN	15	9	21	12	9
Motion for Judgment	MJ	4	3	5	5	-
Other	OT	2	1	2	2	-
Protective Order	PO	2	0	4	4	-
Prelim Prot Order	PP	5	0	5	5	-
Show Cause	SC	6	2	7	5	2
Third Party Claim	TH	1	1	1	0	1
Unlawful Detainer	UD	137	65	144	134	10
Warrant in Debt	WD	98	94	136	100	36
Civil Total		332	179	395	333	62
Williamsburg Totals		1,384	1,916	2,373	1,356	1,015

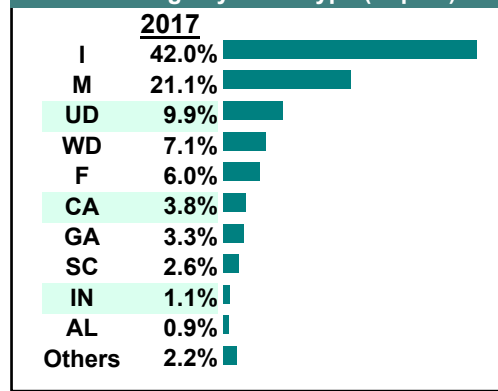
Calendared Filings with Top 12 Scheduled Times



% of Filings by Division



% of Filings by Case Type (Top 10)



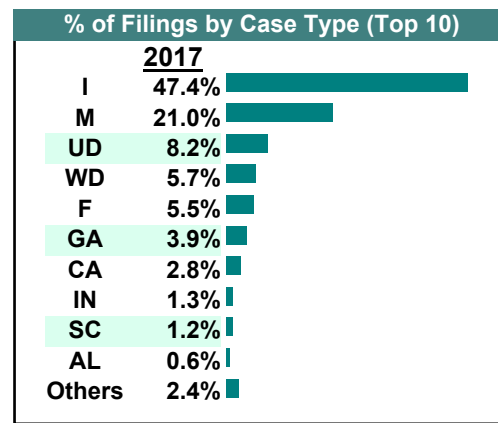
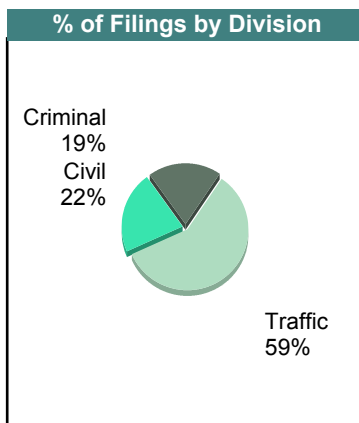
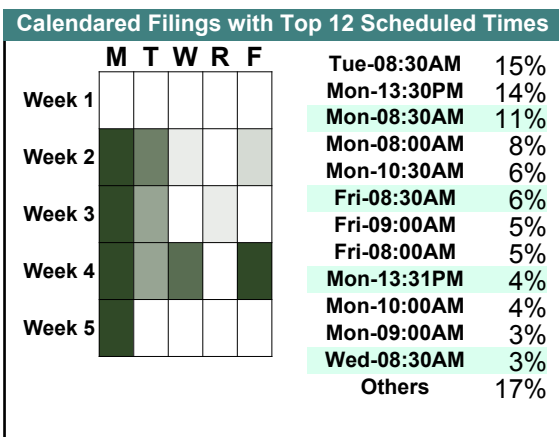
CASELOAD STATISTICS OF THE GENERAL DISTRICT COURTS

July 2017

Williamsburg

District: 9

		Filings	Hearings	Transactions	Concluded	Cont
<u>Criminal</u>						
Capias	CA	28	127	127	48	79
Civil Violation	CV	2	8	8	5	3
Felony	F	85	214	227	63	164
Misdemeanor	M	171	492	497	185	312
Motion	MO	6	6	6	6	-
Show Cause	SC	11	43	43	16	27
Criminal Total		303	890	908	323	585
<u>Traffic</u>						
Capias	CA	15	42	42	10	32
Civil Violation	CV	0	1	1	0	1
Felony	F	0	6	6	4	2
Infraction	I	737	620	935	735	200
Misdemeanor	M	155	319	319	137	182
Motion	MO	1	1	1	1	-
Other	O	5	1	5	5	-
Restricted O/L	RL	2	2	2	2	-
Show Cause	SC	1	4	4	3	1
Traffic Total		916	996	1,315	897	418
<u>Civil</u>						
Abstract	AJ	3	3	3	3	-
Admin License	AL	10	0	10	10	-
Capias	CA	1	1	1	0	1
Counter Claim	CC	0	0	1	1	-
Custody Relief	CR	0	1	2	1	1
Detinue	DT	2	1	3	2	1
Garnishment	GA	61	2	62	60	2
Interrogatory	IN	20	10	28	18	10
Motion for Judgment	MJ	8	9	9	8	1
Other	OT	1	0	1	1	-
Protective Order	PO	2	2	4	2	2
Prelim Prot Order	PP	5	2	7	5	2
Show Cause	SC	6	1	9	8	1
Unlawful Detainer	UD	127	61	135	127	8
Warrant in Debt	WD	89	102	146	102	44
Civil Total		335	195	421	348	73
Williamsburg Totals		1,554	2,081	2,644	1,568	1,076



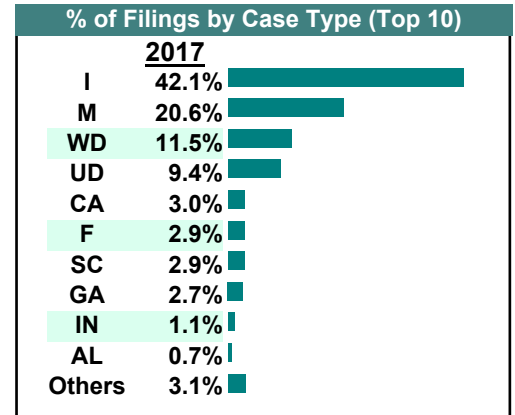
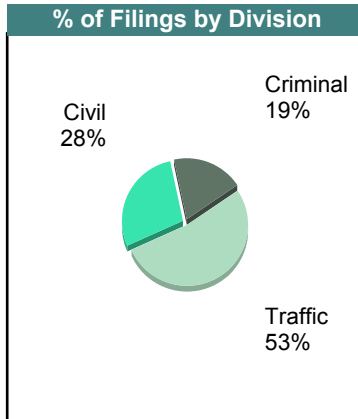
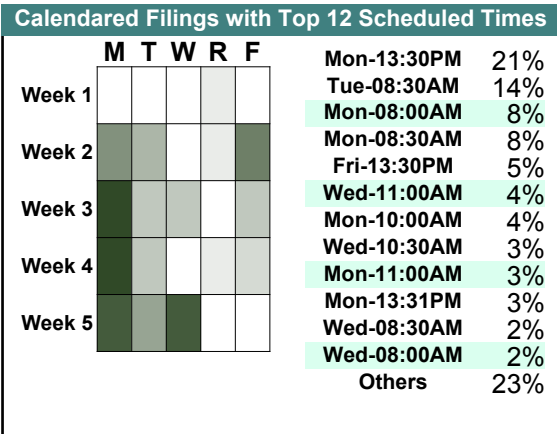
CASELOAD STATISTICS OF THE GENERAL DISTRICT COURTS

June 2017

Williamsburg

District: 9

		<u>Filings</u>	<u>Hearings</u>	<u>Transactions</u>	<u>Concluded</u>	<u>Cont</u>
<u>Criminal</u>						
Capias	CA	29	105	105	36	69
Civil Violation	CV	1	6	6	3	3
Felony	F	44	193	197	78	119
Misdemeanor	M	172	506	512	198	314
Motion	MO	10	11	11	10	1
Show Cause	SC	28	66	66	31	35
Criminal Total		284	887	897	356	541
<u>Traffic</u>						
Capias	CA	16	30	30	12	18
Felony	F	0	6	6	2	4
Infraction	I	628	587	829	650	179
Misdemeanor	M	136	317	317	151	166
Restricted O/L	RL	1	1	1	1	-
Show Cause	SC	6	7	7	4	3
Traffic Total		787	948	1,190	820	370
<u>Civil</u>						
Abstract	AJ	3	3	3	3	-
Admin License	AL	10	0	10	10	-
Bond Forfeiture	BF	0	1	2	2	-
Counter Claim	CC	5	6	6	5	1
Detinue	DT	2	2	3	3	-
Garnishment	GA	40	4	45	41	4
Impoundment	IM	3	0	3	3	-
Interrogatory	IN	16	6	24	18	6
Motion for Judgment	MJ	5	5	6	5	1
Other	OT	1	0	1	1	-
Protective Order	PO	7	2	8	6	2
Prelim Prot Order	PP	8	0	8	8	-
Show Cause	SC	10	2	11	10	1
Unlawful Detainer	UD	141	67	166	153	13
Warrant in Debt	WD	171	169	216	147	69
Civil Total		422	267	512	415	97
Williamsburg Totals		1,493	2,102	2,599	1,591	1,008




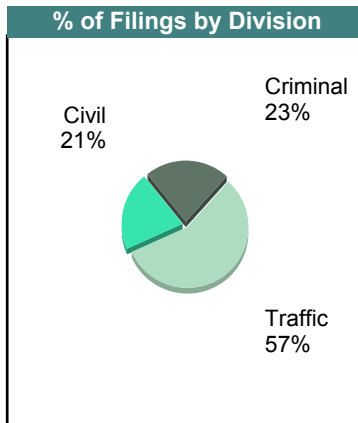
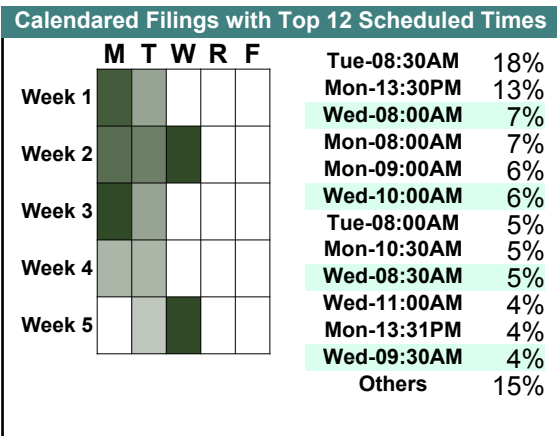
CASELOAD STATISTICS OF THE GENERAL DISTRICT COURTS

May 2017

Williamsburg

District: 9

		Filings	Hearings	Transactions	Concluded	Cont
<u>Criminal</u>						
Capias	CA	49	126	126	36	90
Civil Violation	CV	7	12	12	3	9
Felony	F	75	260	264	85	179
Misdemeanor	M	196	511	521	179	341
Motion	MO	9	9	9	9	-
Show Cause	SC	20	63	63	19	44
Criminal Total		356	981	995	331	663
<u>Traffic</u>						
Capias	CA	10	48	48	18	30
Civil Violation	CV	2	2	2	1	1
Felony	F	4	15	15	4	11
Infraction	I	714	606	909	682	227
Misdemeanor	M	153	359	359	184	175
Motion	MO	1	1	1	1	-
Other	O	6	3	6	6	-
Show Cause	SC	2	12	12	7	5
Traffic Total		892	1,046	1,352	903	449
<u>Civil</u>						
Abstract	AJ	4	4	4	4	-
Admin License	AL	17	0	17	17	-
Bond Forfeiture	BF	6	7	7	2	5
Capias	CA	2	0	2	2	-
Counter Claim	CC	3	1	3	2	1
Detinue	DT	0	2	2	0	2
Garnishment	GA	67	4	70	66	4
Impoundment	IM	1	0	1	1	-
Interrogatory	IN	5	3	7	4	3
Motion for Judgment	MJ	5	6	6	5	1
Protective Order	PO	3	2	4	2	2
Prelim Prot Order	PP	6	0	6	6	-
Show Cause	SC	2	2	4	2	2
Unlawful Detainer	UD	125	61	137	115	22
Warrant in Debt	WD	81	81	113	83	30
Civil Total		327	173	383	311	72
Williamsburg Totals		1,575	2,200	2,730	1,545	1,184



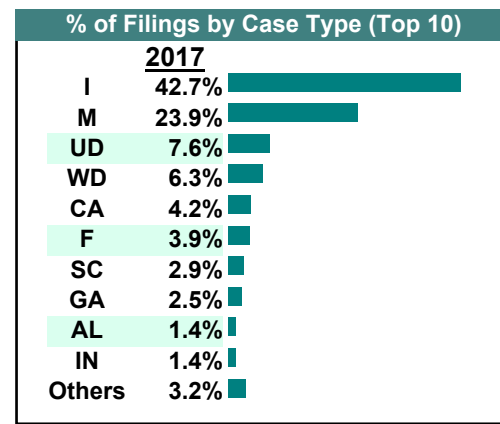
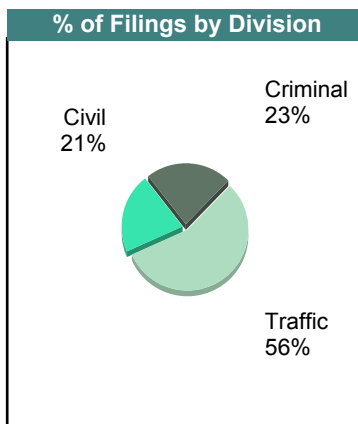
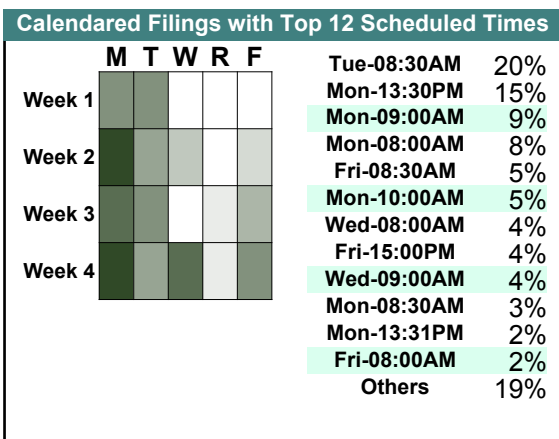
CASELOAD STATISTICS OF THE GENERAL DISTRICT COURTS

April 2017

Williamsburg

District: 9

		Filings	Hearings	Transactions	Concluded	Cont
<u>Criminal</u>						
Capias	CA	42	87	87	22	65
Civil Violation	CV	4	6	6	2	4
Felony	F	44	151	158	36	122
Misdemeanor	M	161	423	430	119	311
Motion	MO	7	8	8	8	-
Show Cause	SC	28	54	54	22	32
Criminal Total		286	729	743	209	534
<u>Traffic</u>						
Capias	CA	10	35	35	9	26
Felony	F	5	14	14	4	10
Infraction	I	533	471	684	489	195
Misdemeanor	M	137	304	304	115	189
Motion	MO	1	1	1	1	-
Other	O	6	4	7	7	-
Show Cause	SC	7	9	9	2	7
Traffic Total		699	838	1,054	627	427
<u>Civil</u>						
Abstract	AJ	1	1	1	1	-
Admin License	AL	17	1	17	16	1
Custody Relief	CR	0	1	1	0	1
Detinue	DT	3	2	3	2	1
Garnishment	GA	31	1	32	31	1
Impoundment	IM	3	0	3	3	-
Interrogatory	IN	17	5	19	14	5
Motion for Judgment	MJ	12	10	12	11	1
Other	OT	1	0	1	1	-
Protective Order	PO	1	1	1	0	1
Prelim Prot Order	PP	1	0	1	1	-
Show Cause	SC	1	1	2	1	1
Unlawful Detainer	UD	95	40	109	98	11
Warrant in Debt	WD	79	74	110	82	28
Civil Total		262	137	312	261	51
Williamsburg Totals		1,247	1,704	2,109	1,097	1,012



CASELOAD STATISTICS OF THE GENERAL DISTRICT COURTS

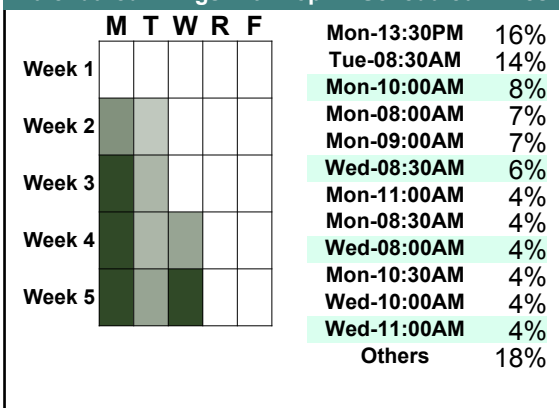
March 2017

Williamsburg

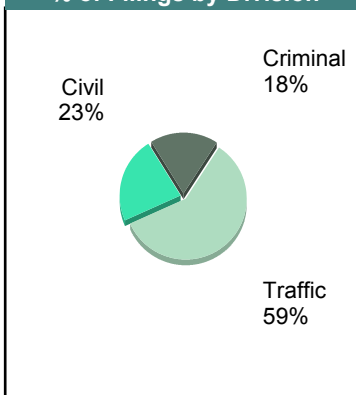
District: 9

		<u>Filings</u>	<u>Hearings</u>	<u>Transactions</u>	<u>Concluded</u>	<u>Cont</u>
<u>Criminal</u>						
Capias	CA	29	99	99	32	67
Civil Violation	CV	2	8	8	5	3
Felony	F	69	279	290	83	207
Misdemeanor	M	160	526	535	200	335
Motion	MO	6	7	7	7	-
Show Cause	SC	14	52	52	17	35
Criminal Total		280	971	991	344	647
<u>Traffic</u>						
Capias	CA	13	36	36	20	16
Felony	F	3	13	13	1	12
Infraction	I	709	578	892	719	173
Misdemeanor	M	189	387	387	185	202
Other	O	7	5	7	6	1
Show Cause	SC	7	12	12	10	2
Traffic Total		928	1,031	1,347	941	406
<u>Civil</u>						
Abstract	AJ	2	2	2	2	-
Admin License	AL	15	0	15	15	-
Bond Forfeiture	BF	0	0	1	1	-
Garnishment	GA	58	5	60	55	5
Impoundment	IM	1	0	1	1	-
Interrogatory	IN	15	8	20	12	8
Motion for Judgment	MJ	4	2	5	5	-
Other	OT	2	0	2	2	-
Protective Order	PO	1	0	3	3	-
Prelim Prot Order	PP	3	0	5	5	-
Petition-Restore Arms	PR	1	0	1	1	-
Show Cause	SC	5	2	5	3	2
Unlawful Detainer	UD	154	57	169	153	16
Warrant in Debt	WD	97	103	154	108	46
Civil Total		358	179	443	366	77
Williamsburg Totals		1,566	2,181	2,781	1,651	1,130

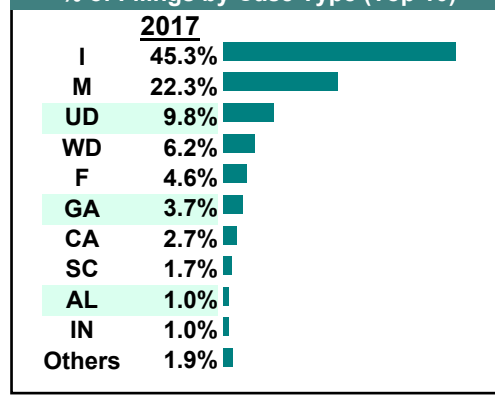
Calendared Filings with Top 12 Scheduled Times



% of Filings by Division



% of Filings by Case Type (Top 10)




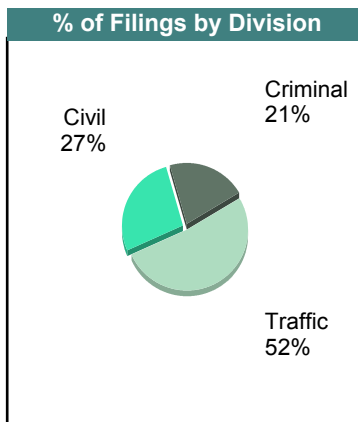
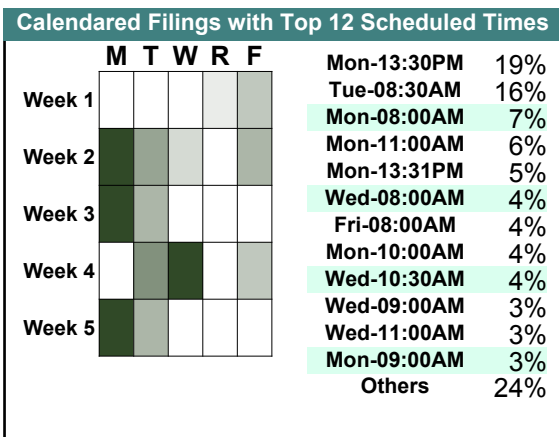
CASELOAD STATISTICS OF THE GENERAL DISTRICT COURTS

February 2017

Williamsburg

District: 9

		Filings	Hearings	Transactions	Concluded	Cont
<u>Criminal</u>						
Capias	CA	18	60	60	8	52
Civil Violation	CV	2	6	6	2	4
Felony	F	75	247	247	67	180
Misdemeanor	M	138	408	411	126	285
Motion	MO	3	3	3	3	-
Show Cause	SC	25	38	38	10	28
Criminal Total		261	762	765	216	549
<u>Traffic</u>						
Capias	CA	10	38	38	13	25
Felony	F	5	8	8	1	7
Infraction	I	509	440	675	538	137
Misdemeanor	M	111	262	262	125	137
Motion	MO	1	1	1	1	-
Other	O	10	6	10	10	-
Restricted O/L	RL	2	2	2	2	-
Show Cause	SC	7	11	11	6	5
Traffic Total		655	768	1,007	696	311
<u>Civil</u>						
Abstract	AJ	1	0	1	1	-
Admin License	AL	17	0	17	17	-
Bond Forfeiture	BF	2	2	3	2	1
Capias	CA	0	0	1	1	-
Counter Claim	CC	2	2	3	3	-
Detinue	DT	2	2	3	2	1
Garnishment	GA	58	2	59	57	2
Impoundment	IM	1	0	1	1	-
Interrogatory	IN	6	0	8	8	-
Motion for Judgment	MJ	10	6	12	10	2
Other	OT	1	0	1	1	-
Protective Order	PO	3	2	5	3	2
Prelim Prot Order	PP	3	2	3	1	2
Petition-Restore Arms	PR	1	1	2	1	1
Show Cause	SC	1	0	2	2	-
Unlawful Detainer	UD	138	94	198	171	27
Warrant in Debt	WD	97	127	153	103	50
Civil Total		343	240	472	384	88
Williamsburg Totals		1,259	1,770	2,244	1,296	948



CASELOAD STATISTICS OF THE GENERAL DISTRICT COURTS

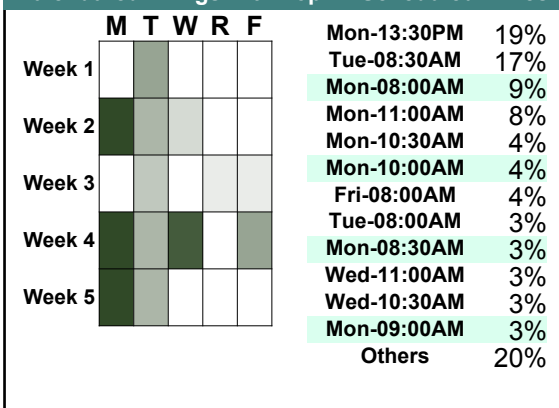
January 2017

Williamsburg

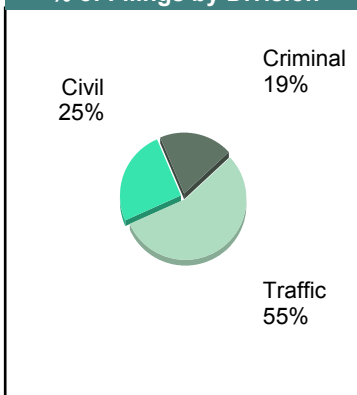
District: 9

		<u>Filings</u>	<u>Hearings</u>	<u>Transactions</u>	<u>Concluded</u>	<u>Cont</u>
<u>Criminal</u>						
Capias	CA	24	75	75	24	51
Civil Violation	CV	3	10	10	4	6
Felony	F	74	274	276	73	203
Misdemeanor	M	146	507	513	147	366
Motion	MO	5	9	9	5	4
Show Cause	SC	15	53	53	14	39
Criminal Total		267	928	936	267	669
<u>Traffic</u>						
Capias	CA	14	39	39	11	28
Felony	F	1	12	13	8	5
Infraction	I	559	509	717	499	218
Misdemeanor	M	185	390	390	168	222
Other	O	2	1	2	2	-
Show Cause	SC	5	11	11	5	6
Traffic Total		766	962	1,172	693	479
<u>Civil</u>						
Admin License	AL	13	0	13	13	-
Bond Forfeiture	BF	4	4	5	2	3
Capias	CA	2	1	3	2	1
Counter Claim	CC	1	1	1	0	1
Custody Relief	CR	1	1	1	0	1
Detinue	DT	4	4	5	2	3
Garnishment	GA	36	0	38	38	-
Interrogatory	IN	10	6	15	9	6
Protective Order	PO	1	1	2	1	1
Prelim Prot Order	PP	5	0	5	5	-
Petition-Restore Arms	PR	1	0	1	1	-
Show Cause	SC	4	2	7	6	1
Unlawful Detainer	UD	132	70	137	92	45
Warrant in Debt	WD	137	142	181	117	64
Civil Total		351	232	414	288	126
Williamsburg Totals		1,384	2,122	2,522	1,248	1,274

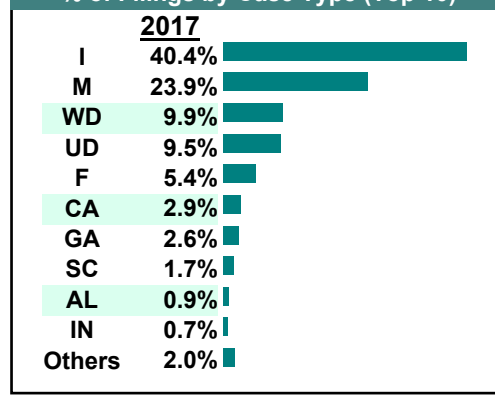
Calendared Filings with Top 12 Scheduled Times



% of Filings by Division



% of Filings by Case Type (Top 10)



CASELOAD STATISTICS OF THE GENERAL DISTRICT COURTS

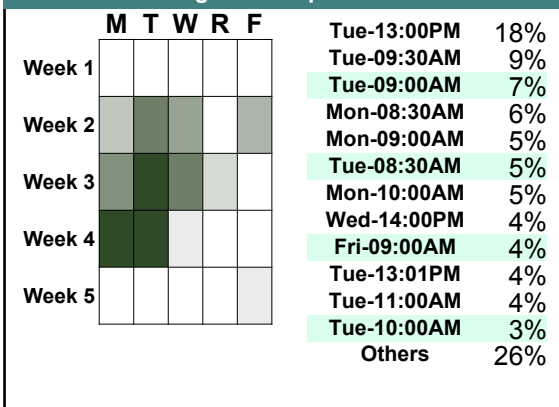
December 2017

York

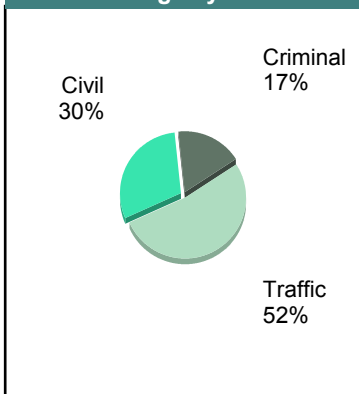
District: 9

		Filings	Hearings	Transactions	Concluded	Cont
<u>Criminal</u>						
Capias	CA	23	61	61	27	34
Civil Violation	CV	4	12	12	2	10
Felony	F	82	210	231	47	183
Misdemeanor	M	88	324	327	98	228
Show Cause	SC	13	29	29	11	18
Criminal Total		210	636	660	185	473
<u>Traffic</u>						
Capias	CA	16	40	40	12	28
Felony	F	0	2	2	0	2
Infraction	I	526	439	649	431	218
Misdemeanor	M	86	241	241	88	153
Show Cause	SC	4	16	16	7	9
Traffic Total		632	738	948	538	410
<u>Civil</u>						
Abstract	AJ	2	0	2	2	-
Admin License	AL	14	0	14	14	-
Capias	CA	0	2	3	1	2
Detinue	DT	3	5	5	1	4
Garnishment	GA	49	4	53	49	4
Impoundment	IM	3	0	3	3	-
Interrogatory	IN	3	5	9	4	5
Motion for Judgment	MJ	2	2	2	0	2
Protective Order	PO	2	1	3	2	1
Prelim Prot Order	PP	2	0	2	2	-
Show Cause	SC	1	2	2	0	2
Tenants Assertion	TA	1	1	1	0	1
Unlawful Detainer	UD	93	53	104	93	11
Warrant in Debt	WD	185	155	216	156	60
Zoning Viol	ZO	2	2	2	2	-
Civil Total		362	232	421	329	92
York Totals		1,204	1,606	2,029	1,052	975

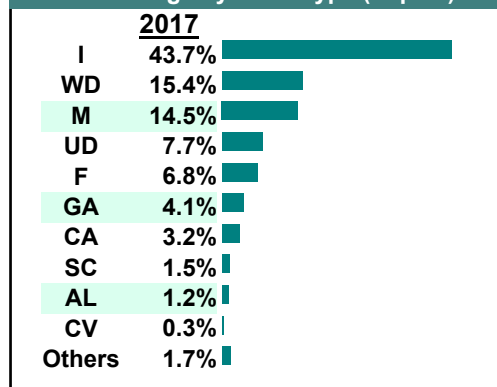
Calendared Filings with Top 12 Scheduled Times



% of Filings by Division



% of Filings by Case Type (Top 10)



CASELOAD STATISTICS OF THE GENERAL DISTRICT COURTS

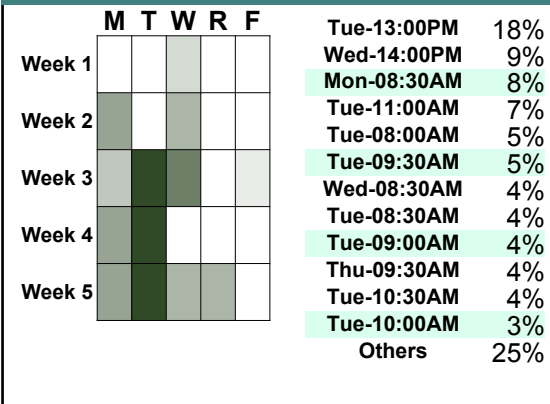
November 2017

York

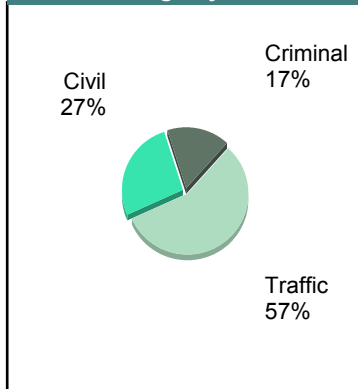
District: 9

		<u>Filings</u>	<u>Hearings</u>	<u>Transactions</u>	<u>Concluded</u>	<u>Cont</u>
<u>Criminal</u>						
Capias	CA	19	58	58	25	33
Civil Violation	CV	3	18	18	6	12
Felony	F	44	195	228	65	163
Misdemeanor	M	129	409	419	124	295
Show Cause	SC	18	30	30	12	18
Criminal Total		213	710	753	232	521
<u>Traffic</u>						
Capias	CA	9	33	33	11	22
Felony	F	3	6	6	1	5
Infraction	I	611	538	802	639	163
Misdemeanor	M	98	282	282	106	175
Show Cause	SC	11	23	23	15	8
Traffic Total		732	882	1,146	772	373
<u>Civil</u>						
Admin License	AL	9	0	9	9	-
Capias	CA	0	1	1	0	1
Counter Claim	CC	1	1	1	0	1
Detinue	DT	4	4	4	2	2
Garnishment	GA	35	2	40	38	2
Impoundment	IM	2	0	2	2	-
Interrogatory	IN	0	2	9	7	2
Protective Order	PO	2	1	5	4	1
Prelim Prot Order	PP	1	0	1	1	-
Petition-Restore Arms	PR	1	0	1	1	-
Show Cause	SC	7	1	10	9	1
Unlawful Detainer	UD	81	47	84	79	5
Warrant in Debt	WD	202	164	270	203	67
Zoning Viol	ZO	0	2	3	3	-
Civil Total		345	225	440	358	82
York Totals		1,290	1,817	2,339	1,362	976

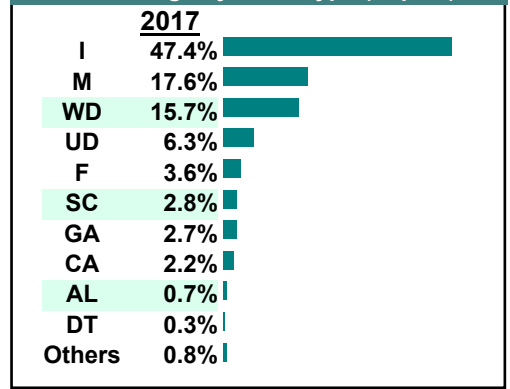
Calendared Filings with Top 12 Scheduled Times



% of Filings by Division



% of Filings by Case Type (Top 10)



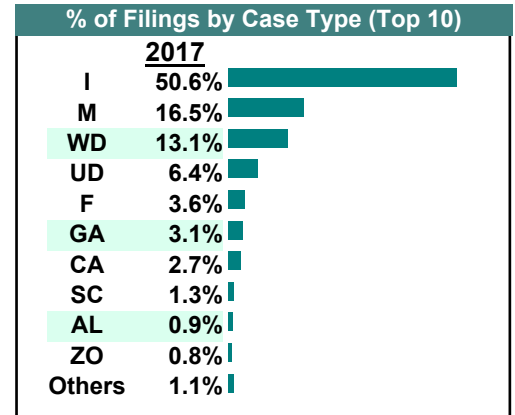
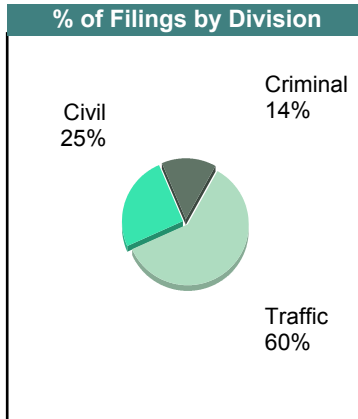
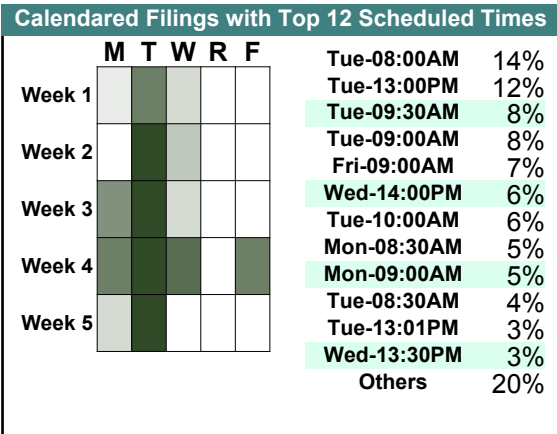
CASELOAD STATISTICS OF THE GENERAL DISTRICT COURTS

October 2017

York

District: 9

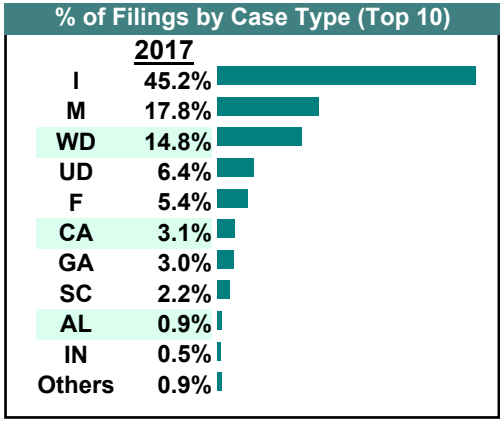
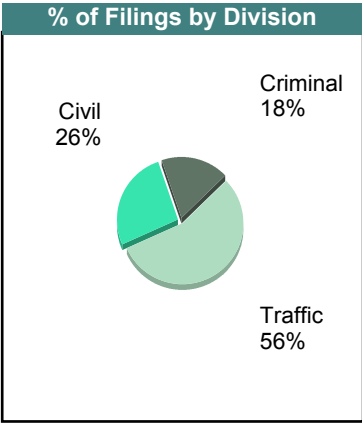
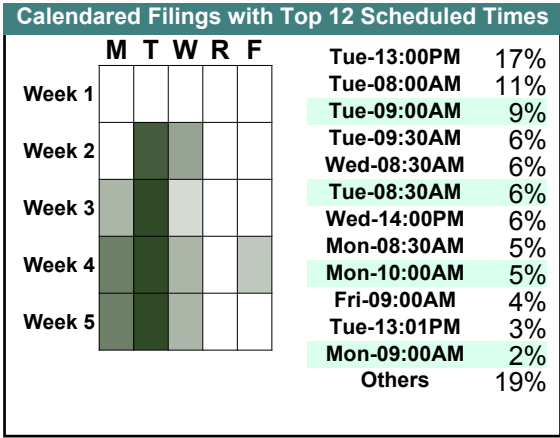
		<u>Filings</u>	<u>Hearings</u>	<u>Transactions</u>	<u>Concluded</u>	<u>Cont</u>
<u>Criminal</u>						
Capias	CA	31	69	69	34	35
Civil Violation	CV	3	14	14	4	10
Felony	F	61	194	220	54	166
Misdemeanor	M	146	387	393	128	265
Show Cause	SC	8	35	35	18	17
Criminal Total		249	699	731	238	493
<u>Traffic</u>						
Capias	CA	14	36	36	12	24
Felony	F	1	2	2	0	2
Infraction	I	875	672	1,025	862	163
Misdemeanor	M	140	336	336	159	177
Show Cause	SC	13	31	31	11	20
Traffic Total		1,043	1,077	1,430	1,044	386
<u>Civil</u>						
Abstract	AJ	1	0	1	1	-
Admin License	AL	16	0	16	16	-
Bond Forfeiture	BF	0	1	1	1	-
Capias	CA	1	1	1	0	1
Counter Claim	CC	1	1	2	1	1
Garnishment	GA	53	7	58	51	7
Impoundment	IM	2	0	2	2	-
Interrogatory	IN	1	10	11	1	10
Motion for Judgment	MJ	4	2	5	5	-
Other	OT	1	0	1	1	-
Protective Order	PO	4	4	8	4	4
Prelim Prot Order	PP	2	0	2	2	-
Show Cause	SC	1	0	2	2	-
Tenants Assertion	TA	0	0	1	1	-
Unlawful Detainer	UD	111	87	121	112	9
Warrant in Debt	WD	226	177	297	228	69
Zoning Viol	ZO	14	11	15	8	7
Civil Total		438	301	544	436	108
York Totals		1,730	2,077	2,705	1,718	987



CASELOAD STATISTICS OF THE GENERAL DISTRICT COURTS

September 2017

		<u>Filings</u>	<u>Hearings</u>	<u>Transactions</u>	<u>Concluded</u>	<u>Cont</u>
<u>Criminal</u>						
Capias	CA	31	94	94	40	54
Civil Violation	CV	3	14	15	7	8
Felony	F	81	262	283	90	193
Misdemeanor	M	142	439	456	210	246
Show Cause	SC	18	41	41	17	24
Criminal Total		275	850	889	364	525
<u>Traffic</u>						
Capias	CA	16	41	41	18	23
Civil Violation	CV	0	1	1	1	-
Felony	F	2	2	4	2	2
Infraction	I	690	637	927	751	176
Misdemeanor	M	129	337	337	140	197
Show Cause	SC	10	21	21	11	10
Traffic Total		847	1,039	1,331	923	408
<u>Civil</u>						
Admin License	AL	13	0	13	13	-
Bond Forfeiture	BF	0	1	1	1	-
Capias	CA	0	1	1	0	1
Counter Claim	CC	1	2	2	1	1
Detinue	DT	0	2	3	2	1
Garnishment	GA	45	4	51	47	4
Impoundment	IM	2	0	2	2	-
Interrogatory	IN	8	10	16	6	10
Motion for Judgment	MJ	0	1	1	1	-
Overweight	OC	1	0	1	1	-
Protective Order	PO	2	2	4	2	2
Prelim Prot Order	PP	3	0	3	3	-
Show Cause	SC	5	3	6	3	3
Tenants Assertion	TA	0	1	1	0	1
Unlawful Detainer	UD	97	70	103	95	8
Warrant in Debt	WD	225	210	292	223	69
Zoning Viol	ZO	1	2	7	5	2
Civil Total		403	309	507	405	102
York Totals		1,525	2,198	2,727	1,692	1,035

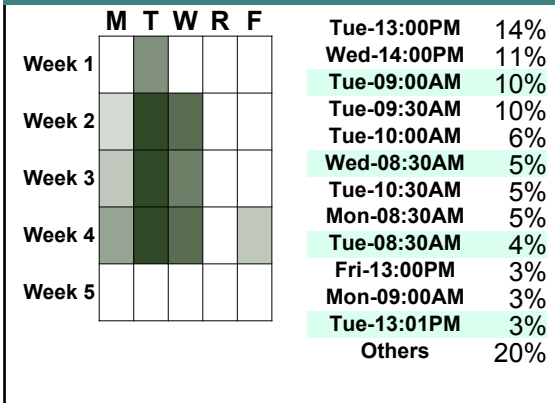


CASELOAD STATISTICS OF THE GENERAL DISTRICT COURTS

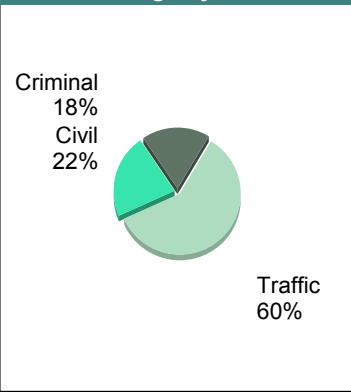
August 2017

		<u>Filings</u>	<u>Hearings</u>	<u>Transactions</u>	<u>Concluded</u>	<u>Cont</u>
<u>Criminal</u>						
Capias	CA	25	75	75	24	51
Civil Violation	CV	5	14	16	5	11
Felony	F	80	173	188	40	148
Misdemeanor	M	152	410	423	160	263
Show Cause	SC	12	35	35	18	17
Criminal Total		274	707	737	247	490
<u>Traffic</u>						
Capias	CA	8	30	30	9	21
Felony	F	0	3	3	1	2
Infraction	I	767	647	985	788	197
Misdemeanor	M	121	362	362	148	214
Show Cause	SC	15	20	20	6	14
Traffic Total		911	1,062	1,400	952	448
<u>Civil</u>						
Abstract	AJ	1	0	1	1	-
Admin License	AL	8	0	8	8	-
Detinue	DT	3	4	4	3	1
Garnishment	GA	38	4	42	38	4
Impoundment	IM	8	0	8	8	-
Interrogatory	IN	13	9	19	10	9
Motion for Judgment	MJ	6	5	7	5	2
Other	OT	1	1	2	2	-
Protective Order	PO	3	2	4	2	2
Prelim Prot Order	PP	2	0	2	2	-
Petition-Restore Arms	PR	1	0	1	1	-
Show Cause	SC	4	2	6	4	2
Tenants Assertion	TA	1	1	2	1	1
Unlawful Detainer	UD	74	60	78	72	6
Warrant in Debt	WD	174	143	229	175	54
Zoning Viol	ZO	2	4	4	0	4
Civil Total		339	235	417	332	85
York Totals		1,524	2,004	2,554	1,531	1,023

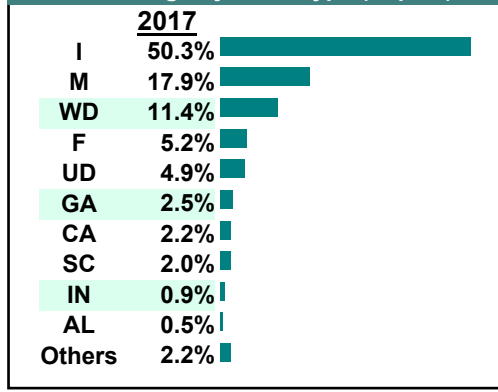
Calendared Filings with Top 12 Scheduled Times



% of Filings by Division



% of Filings by Case Type (Top 10)

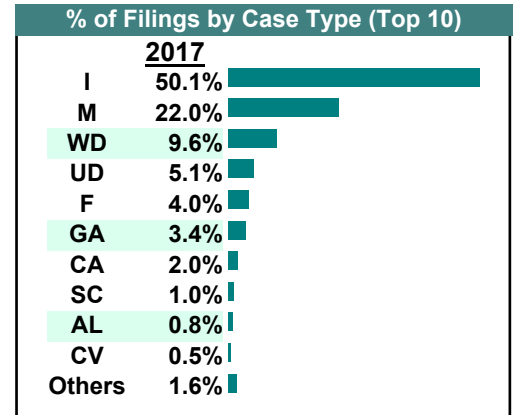
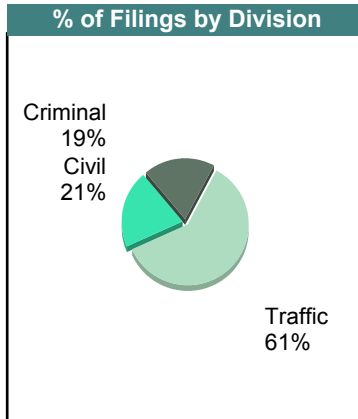
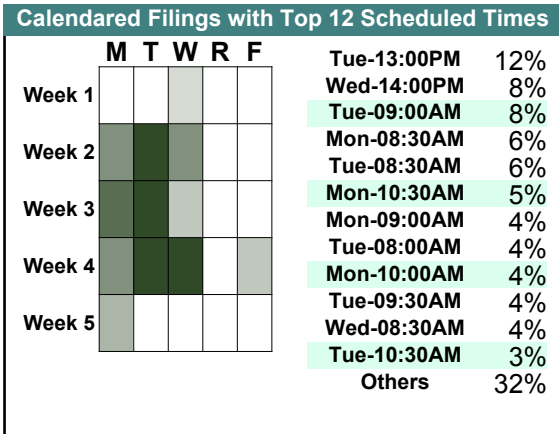


CASELOAD STATISTICS OF THE GENERAL DISTRICT COURTS

York
District: 9

July 2017

		<u>Filings</u>	<u>Hearings</u>	<u>Transactions</u>	<u>Concluded</u>	<u>Cont</u>
<u>Criminal</u>						
Capias	CA	26	53	53	21	32
Civil Violation	CV	10	15	16	5	11
Felony	F	75	220	247	58	189
Misdemeanor	M	234	421	429	125	304
Show Cause	SC	15	26	26	11	15
Criminal Total		360	735	771	220	551
<u>Traffic</u>						
Capias	CA	12	31	31	8	23
Civil Violation	CV	0	1	1	0	1
Felony	F	1	1	2	1	1
Infraction	I	961	699	1,116	882	234
Misdemeanor	M	188	346	346	159	187
Show Cause	SC	3	13	13	6	7
Traffic Total		1,165	1,091	1,509	1,056	453
<u>Civil</u>						
Abstract	AJ	2	0	2	2	-
Admin License	AL	16	0	16	16	-
Capias	CA	0	1	1	0	1
Counter Claim	CC	0	1	2	1	1
Detinue	DT	1	0	1	1	-
Garnishment	GA	65	3	67	64	3
Impoundment	IM	3	0	3	3	-
Interrogatory	IN	6	4	9	5	4
Motion for Judgment	MJ	0	0	1	1	-
Other	OT	3	1	4	3	1
Protective Order	PO	7	3	7	4	3
Prelim Prot Order	PP	9	0	9	9	-
Show Cause	SC	2	1	3	2	1
Unlawful Detainer	UD	97	64	99	95	4
Warrant in Debt	WD	184	170	234	164	70
Zoning Viol	ZO	0	2	2	0	2
Civil Total		395	250	460	370	90
York Totals		1,920	2,076	2,740	1,646	1,094

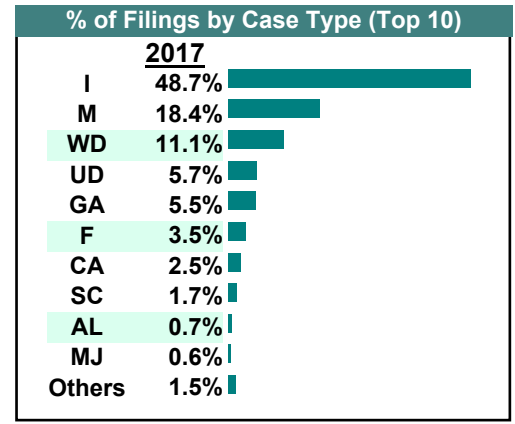
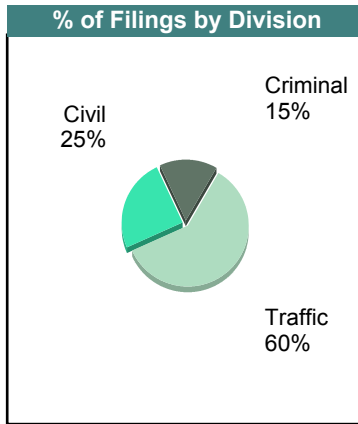
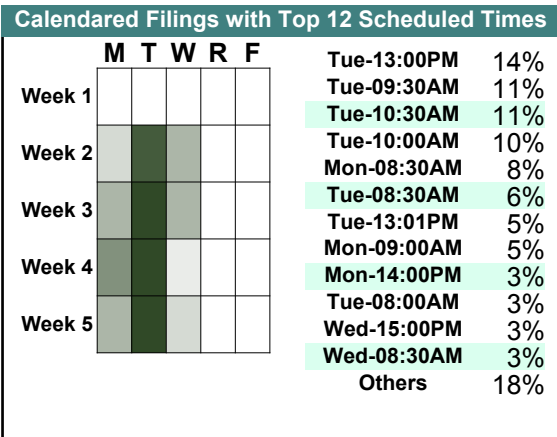


CASELOAD STATISTICS OF THE GENERAL DISTRICT COURTS

June 2017

York
District: 9

		<u>Filings</u>	<u>Hearings</u>	<u>Transactions</u>	<u>Concluded</u>	<u>Cont</u>
<u>Criminal</u>						
Capias	CA	27	59	59	30	29
Civil Violation	CV	4	14	14	4	10
Felony	F	53	224	258	113	145
Misdemeanor	M	123	313	317	117	200
Show Cause	SC	22	29	29	14	15
Criminal Total		229	639	677	278	399
<u>Traffic</u>						
Capias	CA	11	39	39	4	35
Civil Violation	CV	0	3	3	0	3
Felony	F	0	1	2	1	1
Infraction	I	740	633	921	760	161
Misdemeanor	M	157	344	345	146	199
Show Cause	SC	4	18	18	10	8
Traffic Total		912	1,038	1,328	921	407
<u>Civil</u>						
Abstract	AJ	2	0	2	2	-
Admin License	AL	11	0	11	11	-
Capias	CA	0	0	1	1	-
Detinue	DT	4	5	5	2	3
Garnishment	GA	83	13	98	85	13
Impoundment	IM	1	0	1	1	-
Interrogatory	IN	6	2	7	5	2
Motion for Judgment	MJ	9	5	9	7	2
Other	OT	3	0	3	3	-
Protective Order	PO	0	1	2	1	1
Prelim Prot Order	PP	1	0	2	2	-
Tenants Assertion	TA	1	2	2	0	2
Unlawful Detainer	UD	86	62	95	90	5
Warrant in Debt	WD	169	163	231	172	59
Zoning Viol	ZO	1	2	5	5	-
Civil Total		377	255	474	387	87
York Totals		1,518	1,932	2,479	1,586	893

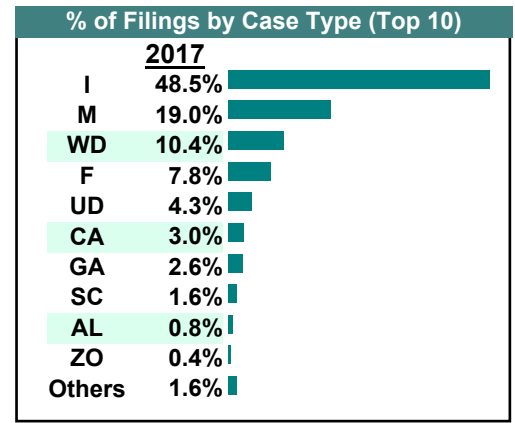
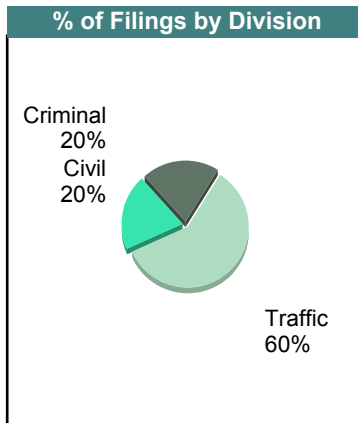
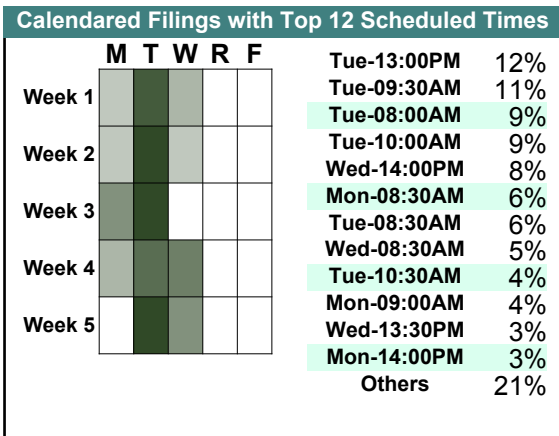


CASELOAD STATISTICS OF THE GENERAL DISTRICT COURTS

May 2017

York
District: 9

		<u>Filings</u>	<u>Hearings</u>	<u>Transactions</u>	<u>Concluded</u>	<u>Cont</u>
<u>Criminal</u>						
Capias	CA	31	65	65	21	44
Civil Violation	CV	6	13	13	3	10
Felony	F	129	247	271	68	203
Misdemeanor	M	158	379	382	130	252
Show Cause	SC	13	39	39	19	20
Criminal Total		337	743	770	241	529
<u>Traffic</u>						
Capias	CA	18	43	43	17	26
Civil Violation	CV	0	1	1	0	1
Felony	F	0	5	6	3	3
Infraction	I	800	708	1,018	812	206
Misdemeanor	M	155	394	394	190	204
Show Cause	SC	9	26	26	13	13
Traffic Total		982	1,177	1,488	1,035	453
<u>Civil</u>						
Abstract	AJ	2	0	2	2	-
Admin License	AL	14	0	14	14	-
Bond Forfeiture	BF	1	1	1	0	1
Capias	CA	0	1	2	1	1
Counter Claim	CC	1	2	2	1	1
Detinue	DT	0	2	2	2	-
Garnishment	GA	43	5	49	44	5
Impoundment	IM	4	0	4	4	-
Interrogatory	IN	5	6	11	5	6
Motion for Judgment	MJ	0	2	2	1	1
Other	OT	1	1	1	0	1
Protective Order	PO	4	1	4	3	1
Prelim Prot Order	PP	2	0	2	2	-
Petition-Restore Arms	PR	1	0	1	1	-
Show Cause	SC	4	1	4	3	1
Unlawful Detainer	UD	71	53	79	74	5
Warrant in Debt	WD	171	138	221	161	60
Zoning Viol	ZO	7	7	9	3	6
Civil Total		331	220	410	321	89
York Totals		1,650	2,140	2,668	1,597	1,071



CASELOAD STATISTICS OF THE GENERAL DISTRICT COURTS


April 2017

York

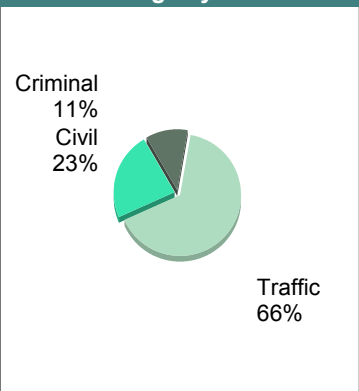
District: 9

		<u>Filings</u>	<u>Hearings</u>	<u>Transactions</u>	<u>Concluded</u>	<u>Cont</u>
<u>Criminal</u>						
Capias	CA	11	41	41	18	23
Civil Violation	CV	3	12	12	3	9
Felony	F	45	175	204	90	114
Misdemeanor	M	75	232	235	65	170
Show Cause	SC	10	31	31	18	13
Criminal Total		144	491	523	194	329
<u>Traffic</u>						
Capias	CA	10	23	23	9	14
Felony	F	3	6	9	4	5
Infraction	I	727	600	896	728	168
Misdemeanor	M	102	287	287	117	170
Show Cause	SC	11	23	23	6	17
Traffic Total		853	939	1,238	864	374
<u>Civil</u>						
Admin License	AL	14	0	14	14	-
Bond Forfeiture	BF	2	1	2	1	1
Capias	CA	2	2	2	0	2
Counter Claim	CC	1	1	1	0	1
Detinue	DT	4	4	8	5	3
Garnishment	GA	55	11	63	52	11
Impoundment	IM	4	0	4	4	-
Interrogatory	IN	9	4	12	8	4
Motion for Judgment	MJ	1	1	1	0	1
Protective Order	PO	1	1	6	5	1
Prelim Prot Order	PP	1	1	1	0	1
Show Cause	SC	1	1	1	0	1
Unlawful Detainer	UD	72	45	80	73	7
Warrant in Debt	WD	136	109	184	139	45
Civil Total		303	181	379	301	78
York Totals		1,300	1,611	2,140	1,359	781

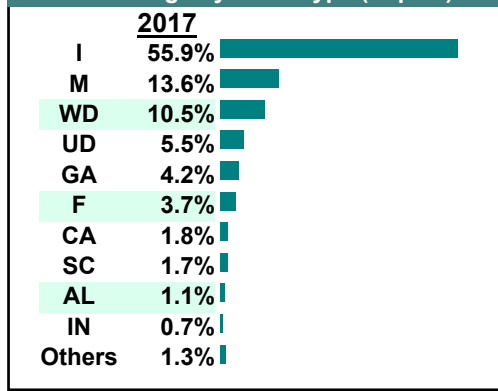
Calendared Filings with Top 12 Scheduled Times



% of Filings by Division



% of Filings by Case Type (Top 10)



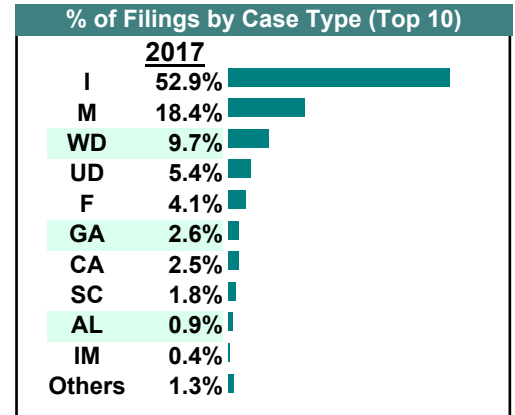
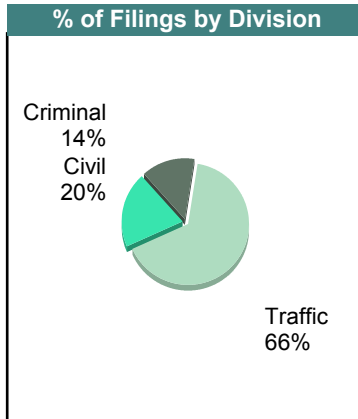
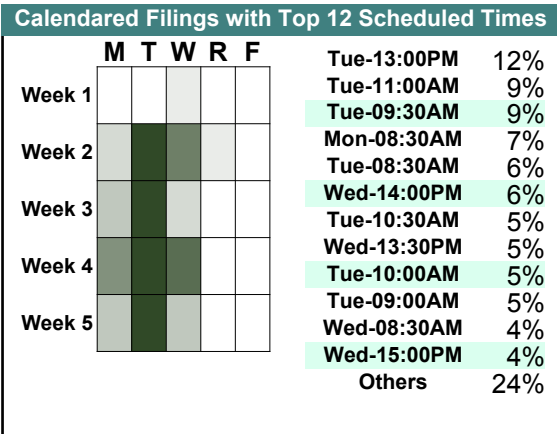
CASELOAD STATISTICS OF THE GENERAL DISTRICT COURTS

York

District: 9

March 2017

		<u>Filings</u>	<u>Hearings</u>	<u>Transactions</u>	<u>Concluded</u>	<u>Cont</u>
<u>Criminal</u>						
Capias	CA	30	65	65	33	32
Civil Violation	CV	4	13	13	7	6
Felony	F	64	257	278	89	189
Misdemeanor	M	109	347	350	146	204
Show Cause	SC	19	40	40	16	24
Criminal Total		226	722	746	291	455
<u>Traffic</u>						
Capias	CA	10	37	37	16	21
Civil Violation	CV	0	1	1	0	1
Felony	F	2	3	5	2	3
Infraction	I	847	649	1,003	805	198
Misdemeanor	M	185	412	413	172	241
Show Cause	SC	9	24	24	8	16
Traffic Total		1,053	1,126	1,483	1,003	480
<u>Civil</u>						
Abstract	AJ	1	0	1	1	-
Admin License	AL	15	0	15	15	-
Capias	CA	0	1	1	0	1
Counter Claim	CC	1	1	1	0	1
Detinue	DT	3	5	5	3	2
Garnishment	GA	41	5	46	41	5
Impoundment	IM	7	0	7	7	-
Interrogatory	IN	7	6	10	4	6
Other	OT	2	0	2	2	-
Protective Order	PO	2	1	4	3	1
Petition-Restore Arms	PR	1	0	1	1	-
Show Cause	SC	0	1	1	0	1
Tenants Assertion	TA	0	1	1	1	-
Unlawful Detainer	UD	86	47	96	90	6
Warrant in Debt	WD	155	146	234	174	60
Zoning Viol	ZO	0	2	2	0	2
Civil Total		321	216	427	342	85
York Totals		1,600	2,064	2,656	1,636	1,020



CASELOAD STATISTICS OF THE GENERAL DISTRICT COURTS

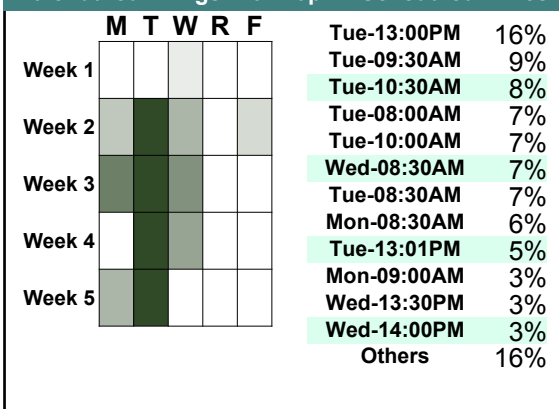
February 2017

York

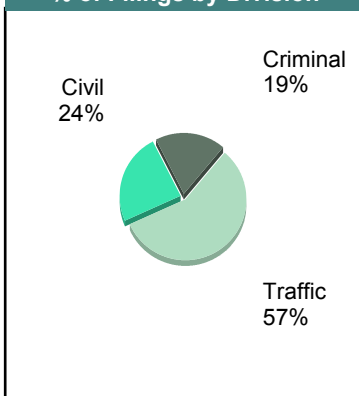
District: 9

		<u>Filings</u>	<u>Hearings</u>	<u>Transactions</u>	<u>Concluded</u>	<u>Cont</u>
<u>Criminal</u>						
Capias	CA	28	65	65	23	42
Civil Violation	CV	5	23	23	8	15
Felony	F	57	185	203	50	153
Misdemeanor	M	118	309	311	98	213
Show Cause	SC	18	45	45	16	29
Criminal Total		226	627	647	195	452
<u>Traffic</u>						
Capias	CA	8	33	33	13	20
Civil Violation	CV	1	1	1	0	1
Felony	F	2	9	12	3	9
Infraction	I	562	584	794	617	177
Misdemeanor	M	114	402	402	183	219
Show Cause	SC	7	20	20	12	8
Traffic Total		694	1,049	1,262	828	434
<u>Civil</u>						
Admin License	AL	17	0	17	17	-
Capias	CA	0	1	1	0	1
Detinue	DT	4	3	7	5	2
Garnishment	GA	60	3	61	58	3
Impoundment	IM	1	0	1	1	-
Interrogatory	IN	2	1	5	4	1
Motion for Judgment	MJ	1	1	2	1	1
Other	OT	3	0	3	3	-
Prelim Prot Order	PP	2	0	2	2	-
Show Cause	SC	2	1	3	2	1
Tenants Assertion	TA	1	1	1	0	1
Unlawful Detainer	UD	103	65	110	101	9
Warrant in Debt	WD	93	109	160	125	35
Zoning Viol	ZO	3	2	3	3	-
Civil Total		292	187	376	322	54
York Totals		1,212	1,863	2,285	1,345	940

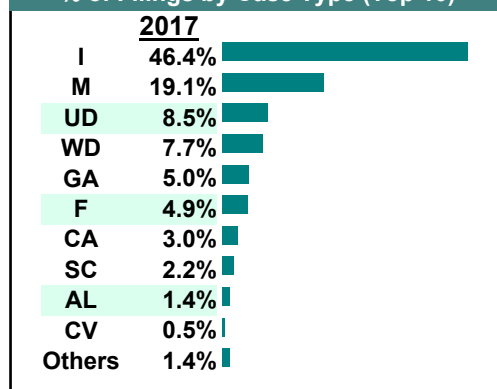
Calendared Filings with Top 12 Scheduled Times



% of Filings by Division



% of Filings by Case Type (Top 10)



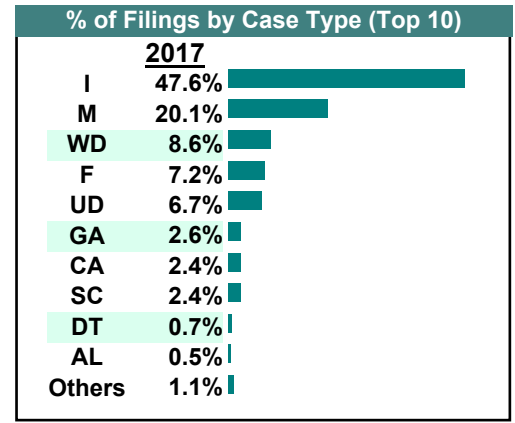
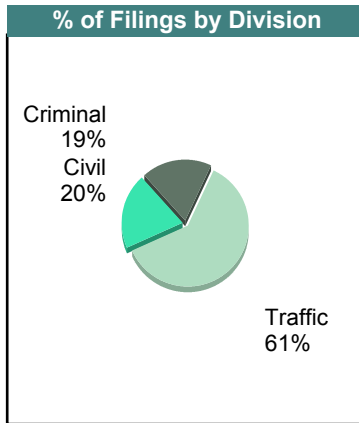
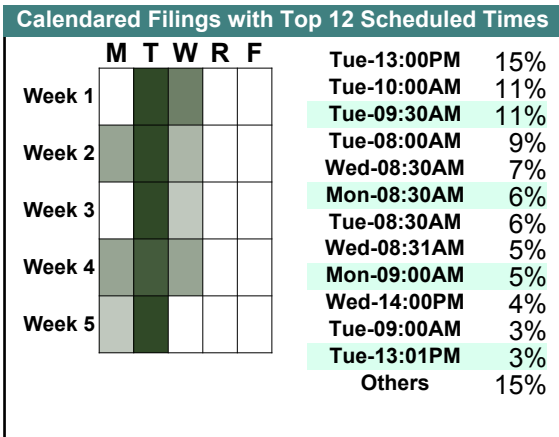
CASELOAD STATISTICS OF THE GENERAL DISTRICT COURTS

January 2017

York

District: 9

		<u>Filings</u>	<u>Hearings</u>	<u>Transactions</u>	<u>Concluded</u>	<u>Cont</u>
<u>Criminal</u>						
Capias	CA	23	68	68	26	42
Civil Violation	CV	7	20	20	9	11
Felony	F	108	302	341	113	228
Misdemeanor	M	125	424	433	167	266
Show Cause	SC	20	53	53	16	37
Criminal Total		283	867	915	331	584
<u>Traffic</u>						
Capias	CA	14	41	41	11	30
Felony	F	2	7	9	2	7
Infraction	I	723	694	960	664	296
Misdemeanor	M	180	437	437	122	315
Show Cause	SC	13	26	26	8	18
Traffic Total		932	1,205	1,473	807	666
<u>Civil</u>						
Admin License	AL	8	0	8	8	-
Capias	CA	0	2	2	0	2
Detinue	DT	10	9	12	5	7
Garnishment	GA	39	3	43	40	3
Impoundment	IM	2	0	2	2	-
Interrogatory	IN	5	5	13	8	5
Motion for Judgment	MJ	1	1	1	0	1
Protective Order	PO	1	4	5	1	4
Prelim Prot Order	PP	1	0	1	1	-
Show Cause	SC	4	3	6	4	2
Unlawful Detainer	UD	102	108	154	92	62
Warrant in Debt	WD	130	175	210	89	121
Zoning Viol	ZO	0	4	6	2	4
Civil Total		303	314	463	252	211
York Totals		1,518	2,386	2,851	1,390	1,461



Filings by Court & Division

	Charles City	Gloucester	King & Queen	King William	Mathews	Middlesex	New Kent	Williamsburg	York	Total	
C	Misdemeanor	137 2%	1,004 14%	526 8%	506 7%	205 3%	381 5%	579 8%	2,028 29%	1,599 23%	6,965
	Felony	55 2%	231 9%	129 5%	130 5%	41 2%	61 2%	204 8%	787 31%	879 35%	2,517
	Capias	14 1%	126 13%	38 4%	55 5%	6 1%	17 2%	27 3%	417 41%	305 30%	1,005
	Show Cause	22 3%	83 12%	37 5%	46 7%	14 2%	17 2%	38 5%	253 36%	186 27%	696
	Civil Violation	1 1%	41 21%	20 10%	19 10%	6 3%	4 2%	20 10%	29 15%	57 29%	197
	Motion	1 1%	- 0%	3 3%	9 10%	- 0%	- 0%	- 0%	78 86%	- 0%	91
	Total	230 2%	1,485 13%	753 7%	765 7%	272 2%	480 4%	868 8%	3,592 31%	3,026 26%	11,471
T	Infraction	638 2%	8,818 24%	2,679 7%	2,501 7%	771 2%	746 2%	4,958 13%	7,306 20%	8,829 24%	37,246
	Misdemeanor	101 2%	991 15%	223 3%	182 3%	127 2%	153 2%	1,570 24%	1,640 25%	1,655 25%	6,642
	Capias	7 2%	25 7%	- 0%	3 1%	2 1%	3 1%	28 8%	134 39%	146 42%	348
	Show Cause	7 2%	45 15%	1 0%	1 0%	7 2%	7 2%	54 18%	65 22%	109 37%	296
	Felony	2 3%	17 23%	- 0%	- 0%	1 1%	3 4%	12 16%	22 30%	16 22%	73
	Other	- 0%	- 0%	- 0%	1 2%	- 0%	- 0%	- 0%	40 98%	- 0%	41
	Restricted O/L	3 13%	9 39%	2 9%	4 17%	- 0%	- 0%	- 0%	5 22%	- 0%	23
	Civil Violation	- 0%	2 25%	- 0%	- 0%	- 0%	1 13%	- 0%	4 50%	1 13%	8
	Motion	- 0%	- 0%	- 0%	- 0%	- 0%	- 0%	- 0%	5 100%	- 0%	5
	Total	758 2%	9,907 22%	2,905 7%	2,692 6%	908 2%	913 2%	6,622 15%	9,221 21%	10,756 24%	44,682
V	Warrant in Debt	142 2%	728 12%	89 1%	1,115 18%	111 2%	181 3%	406 7%	1,390 22%	2,050 33%	6,212
	Unlawful Detainer	26 1%	401 12%	27 1%	54 2%	35 1%	54 2%	58 2%	1,609 48%	1,073 32%	3,337
	Garnishment	47 2%	297 15%	32 2%	123 6%	15 1%	40 2%	228 11%	627 31%	606 30%	2,015
	Interrogatory	4 0%	103 9%	2 0%	8 1%	3 0%	20 2%	851 71%	142 12%	65 5%	1,198
	Admin License	6 1%	139 23%	28 5%	15 3%	8 1%	10 2%	52 9%	185 31%	155 26%	598
	Show Cause	2 0%	54 10%	1 0%	4 1%	1 0%	1 0%	385 71%	65 12%	31 6%	544

	Charles City	Gloucester	King & Queen	King William	Mathews	Middlesex	New Kent	Williamsburg	York	Total
V Prelim Prot Order	3	49	10	7	7	17	16	54	26	189
	2%	26%	5%	4%	4%	9%	8%	29%	14%	
Abstract	3	5	2	1	-	-	138	28	11	188
	2%	3%	1%	1%	0%	0%	73%	15%	6%	
Protective Order	5	38	9	7	2	1	8	35	28	133
	4%	29%	7%	5%	2%	1%	6%	26%	21%	
Impoundment	-	17	9	4	4	2	27	17	39	119
	0%	14%	8%	3%	3%	2%	23%	14%	33%	
Detinue	6	11	6	17	3	11	-	19	36	109
	6%	10%	6%	16%	3%	10%	0%	17%	33%	
Motion for Judgment	9	7	-	1	-	-	-	59	24	100
	9%	7%	0%	1%	0%	0%	0%	59%	24%	
Other	1	9	7	8	-	1	6	14	14	60
	2%	15%	12%	13%	0%	2%	10%	23%	23%	
Capias	-	2	-	2	1	-	33	9	3	50
	0%	4%	0%	4%	2%	0%	66%	18%	6%	
Zoning Viol	-	-	-	-	-	-	-	-	30	30
	0%	0%	0%	0%	0%	0%	0%	0%	100%	
Counter Claim	3	3	1	1	-	-	-	13	6	27
	11%	11%	4%	4%	0%	0%	0%	48%	22%	
Bond Forfeiture	-	1	1	3	-	1	-	15	3	24
	0%	4%	4%	13%	0%	4%	0%	63%	13%	
Petition-Restore Arms	1	1	-	1	-	-	-	3	4	10
	10%	10%	0%	10%	0%	0%	0%	30%	40%	
Tenants Assertion	-	1	-	1	1	-	-	3	4	10
	0%	10%	0%	10%	10%	0%	0%	30%	40%	
Overweight	-	-	1	1	-	-	2	-	1	5
	0%	0%	20%	20%	0%	0%	40%	0%	20%	
Custody Relief	-	-	-	-	-	-	-	2	-	2
	0%	0%	0%	0%	0%	0%	0%	100%	0%	
Third Party Claim	-	-	-	-	-	-	-	2	-	2
	0%	0%	0%	0%	0%	0%	0%	100%	0%	
Total	258	1,866	225	1,373	191	339	2,210	4,291	4,209	14,962
	2%	12%	2%	9%	1%	2%	15%	29%	28%	
Total	1,246	13,258	3,883	4,830	1,371	1,732	9,700	17,104	17,991	71,115
	2%	19%	5%	7%	2%	2%	14%	24%	25%	

CASELOAD STATISTICS OF THE GENERAL DISTRICT COURTS

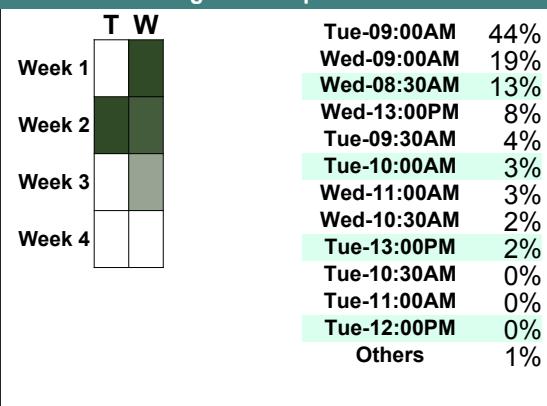
December 2017

Appomattox

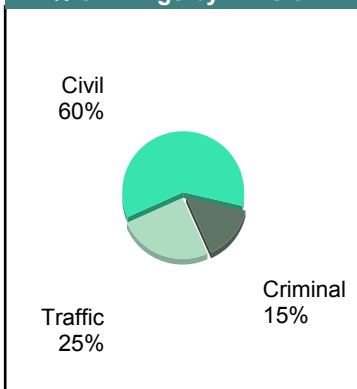
District: 10

		<u>Filings</u>	<u>Hearings</u>	<u>Transactions</u>	<u>Concluded</u>	<u>Cont</u>
<u>Criminal</u>						
Capias	CA	0	3	3	2	1
Felony	F	12	47	51	31	20
Misdemeanor	M	19	50	50	21	29
Show Cause	SC	3	7	7	3	4
Criminal Total		34	107	111	57	54
<u>Traffic</u>						
Infraction	I	47	54	73	61	12
Misdemeanor	M	9	26	26	13	13
Show Cause	SC	1	1	1	0	1
Traffic Total		57	81	100	74	26
<u>Civil</u>						
Abstract	AJ	1	0	1	1	-
Admin License	AL	3	0	3	3	-
Detinue	DT	0	8	14	8	6
Garnishment	GA	19	3	19	16	3
Interrogatory	IN	12	11	16	5	11
Other	OT	0	1	1	0	1
Protective Order	PO	3	1	6	5	1
Prelim Prot Order	PP	3	0	3	3	-
Show Cause	SC	2	3	3	0	3
Unlawful Detainer	UD	6	8	10	3	7
Warrant in Debt	WD	89	93	115	90	25
Civil Total		138	128	191	134	57
Appomattox Totals		229	316	402	265	137

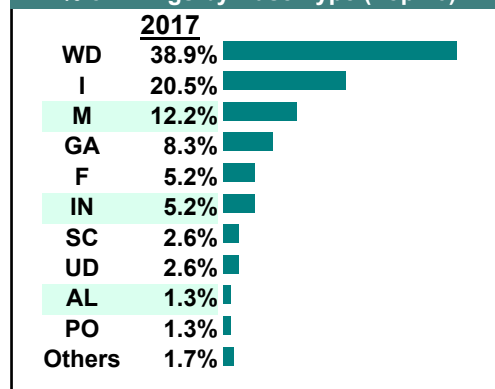
Calendared Filings with Top 12 Scheduled Times



% of Filings by Division



% of Filings by Case Type (Top 10)



CASELOAD STATISTICS OF THE GENERAL DISTRICT COURTS

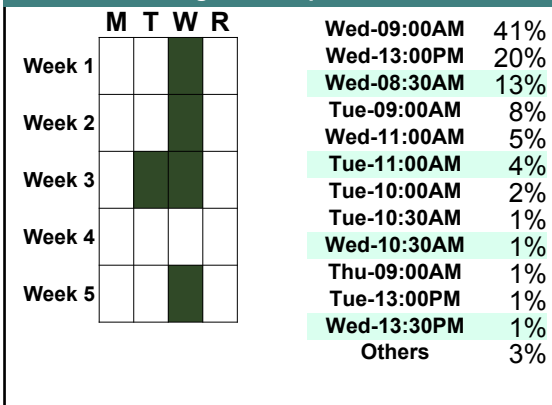
November 2017

Appomattox

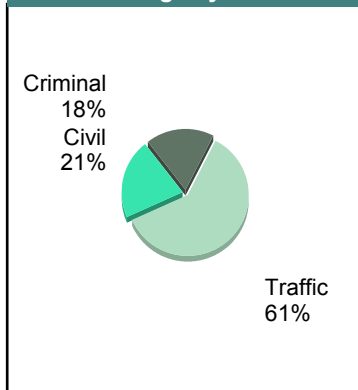
District: 10

		<u>Filings</u>	<u>Hearings</u>	<u>Transactions</u>	<u>Concluded</u>	<u>Cont</u>
<u>Criminal</u>						
Capias	CA	3	13	13	1	12
Felony	F	15	60	61	7	54
Misdemeanor	M	33	85	86	26	60
Show Cause	SC	11	17	17	9	8
Criminal Total		62	175	177	43	134
<u>Traffic</u>						
Capias	CA	1	2	2	1	1
Felony	F	2	8	8	3	5
Infraction	I	181	190	263	203	60
Misdemeanor	M	23	60	60	24	36
Show Cause	SC	2	4	4	3	1
Traffic Total		209	264	337	234	103
<u>Civil</u>						
Abstract	AJ	1	0	1	1	-
Admin License	AL	4	0	4	4	-
Detinue	DT	14	23	27	12	15
Garnishment	GA	11	0	11	11	-
Interrogatory	IN	1	0	2	2	-
Other	OT	1	1	2	1	1
Protective Order	PO	2	4	4	0	4
Prelim Prot Order	PP	2	0	2	2	-
Unlawful Detainer	UD	6	6	8	6	2
Warrant in Debt	WD	31	25	39	28	11
Civil Total		73	59	100	67	33
Appomattox Totals		344	498	614	344	270

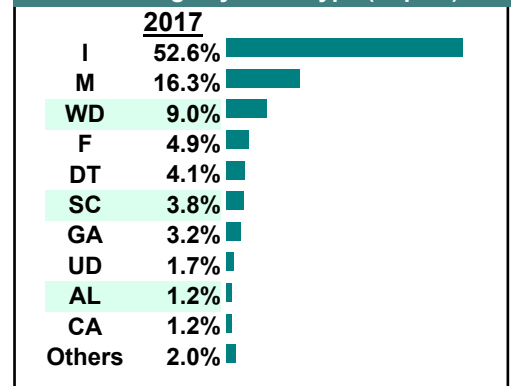
Calendared Filings with Top 12 Scheduled Times



% of Filings by Division



% of Filings by Case Type (Top 10)



CASELOAD STATISTICS OF THE GENERAL DISTRICT COURTS

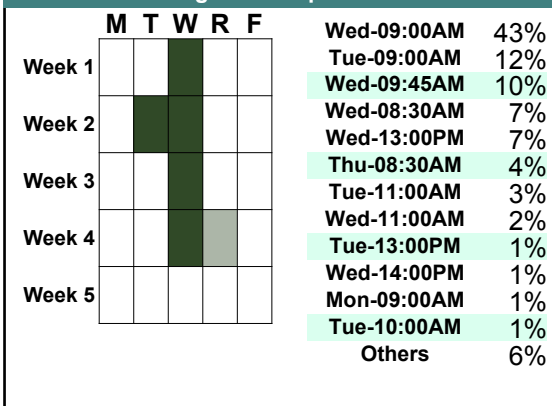
October 2017

Appomattox

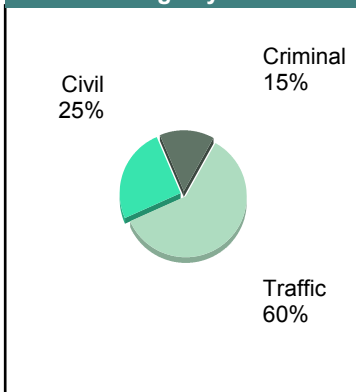
District: 10

		<u>Filings</u>	<u>Hearings</u>	<u>Transactions</u>	<u>Concluded</u>	<u>Cont</u>
<u>Criminal</u>						
Capias	CA	0	3	3	0	3
Felony	F	28	37	37	5	32
Misdemeanor	M	26	76	80	36	44
Show Cause	SC	5	8	8	4	4
Criminal Total		59	124	128	45	83
<u>Traffic</u>						
Capias	CA	1	1	1	1	-
Felony	F	0	2	2	1	1
Infraction	I	216	170	256	199	57
Misdemeanor	M	23	43	43	17	26
Show Cause	SC	3	4	4	2	2
Traffic Total		243	220	306	220	86
<u>Civil</u>						
Abstract	AJ	1	0	1	1	-
Admin License	AL	7	0	7	7	-
Bond Forfeiture	BF	1	0	1	1	-
Detinue	DT	10	15	16	6	10
Garnishment	GA	9	0	9	9	-
Impoundment	IM	1	0	1	1	-
Interrogatory	IN	5	3	5	2	3
Other	OT	1	1	4	3	1
Protective Order	PO	4	2	4	2	2
Prelim Prot Order	PP	5	2	7	5	2
Unlawful Detainer	UD	9	11	12	9	3
Warrant in Debt	WD	49	52	66	43	23
Civil Total		102	86	133	89	44
Appomattox Totals		404	430	567	354	213

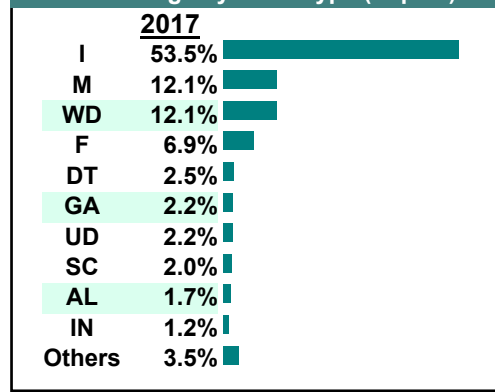
Calendared Filings with Top 12 Scheduled Times



% of Filings by Division



% of Filings by Case Type (Top 10)



CASELOAD STATISTICS OF THE GENERAL DISTRICT COURTS

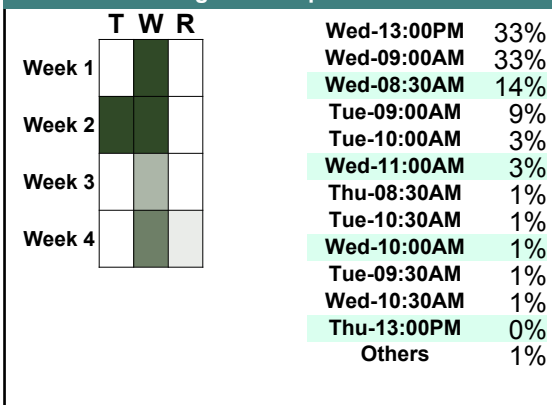
September 2017

Appomattox

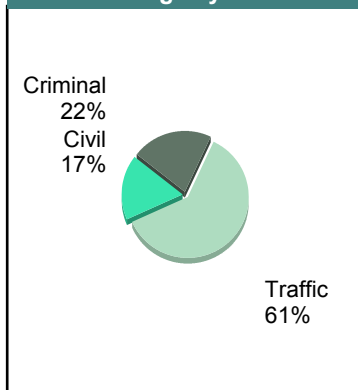
District: 10

		<u>Filings</u>	<u>Hearings</u>	<u>Transactions</u>	<u>Concluded</u>	<u>Cont</u>
<u>Criminal</u>						
Capias	CA	1	8	8	1	7
Civil Violation	CV	0	2	2	2	-
Felony	F	20	37	72	46	26
Misdemeanor	M	45	90	90	31	59
Show Cause	SC	3	14	14	7	7
Criminal Total		69	151	186	87	99
<u>Traffic</u>						
Felony	F	1	1	2	1	1
Infraction	I	173	130	224	190	34
Misdemeanor	M	21	69	69	39	30
Show Cause	SC	1	1	1	0	1
Traffic Total		196	201	296	230	66
<u>Civil</u>						
Admin License	AL	3	0	3	3	-
Bond Forfeiture	BF	1	0	1	1	-
Capias	CA	2	0	2	2	-
Detinue	DT	2	9	11	3	8
Garnishment	GA	11	0	15	15	-
Interrogatory	IN	0	1	3	2	1
Other	OT	2	3	4	1	3
Show Cause	SC	1	1	2	1	1
Unlawful Detainer	UD	5	4	7	5	2
Warrant in Debt	WD	28	29	39	34	5
Civil Total		55	47	87	67	20
Appomattox Totals		320	399	569	384	185

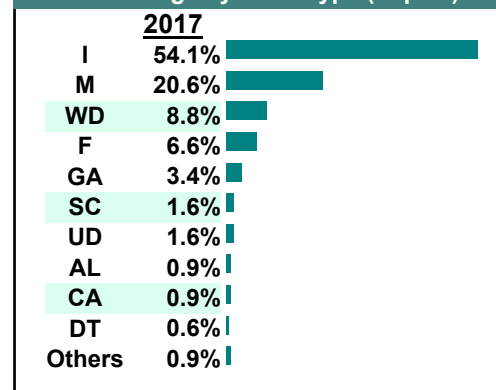
Calendared Filings with Top 12 Scheduled Times



% of Filings by Division



% of Filings by Case Type (Top 10)



CASELOAD STATISTICS OF THE GENERAL DISTRICT COURTS

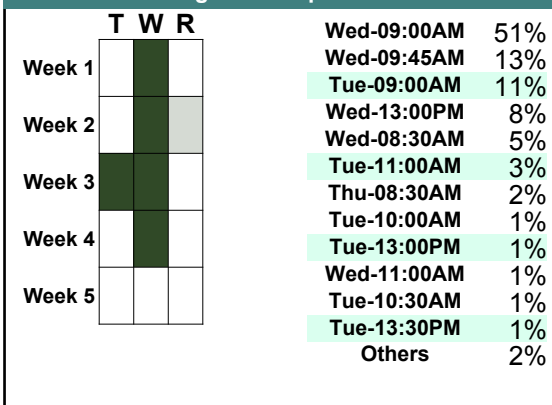
August 2017

Appomattox

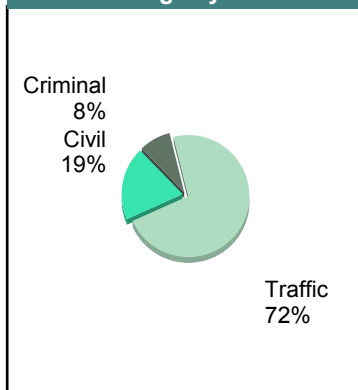
District: 10

		<u>Filings</u>	<u>Hearings</u>	<u>Transactions</u>	<u>Concluded</u>	<u>Cont</u>
<u>Criminal</u>						
Capias	CA	2	4	4	1	3
Civil Violation	CV	2	3	3	1	2
Felony	F	9	51	60	12	48
Misdemeanor	M	29	72	73	31	42
Show Cause	SC	3	14	14	6	8
Criminal Total		45	144	154	51	103
<u>Traffic</u>						
Capias	CA	0	1	1	0	1
Felony	F	4	5	5	0	5
Infraction	I	331	243	380	304	76
Misdemeanor	M	56	92	92	46	46
Show Cause	SC	1	2	2	2	-
Traffic Total		392	343	480	352	128
<u>Civil</u>						
Admin License	AL	3	0	3	3	-
Detinue	DT	16	17	25	16	9
Garnishment	GA	14	4	16	12	4
Interrogatory	IN	4	3	6	3	3
Other	OT	2	1	2	1	1
Protective Order	PO	0	2	4	2	2
Show Cause	SC	2	0	2	2	-
Unlawful Detainer	UD	7	6	8	5	3
Warrant in Debt	WD	57	63	72	51	21
Civil Total		105	96	138	95	43
Appomattox Totals		542	583	772	498	274

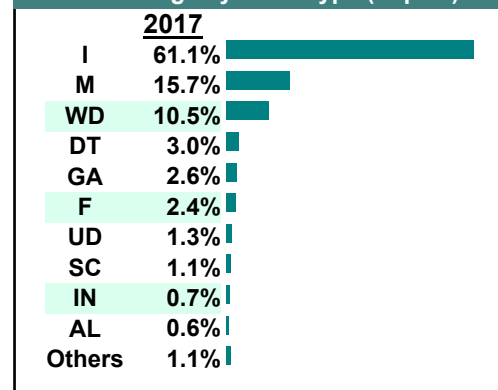
Calendared Filings with Top 12 Scheduled Times



% of Filings by Division



% of Filings by Case Type (Top 10)



CASELOAD STATISTICS OF THE GENERAL DISTRICT COURTS

July 2017

Appomattox

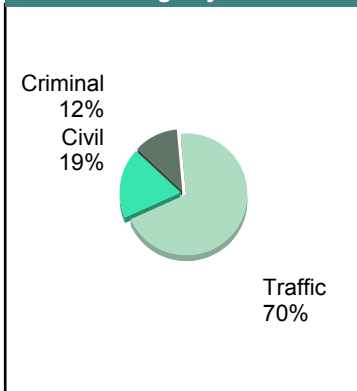
District: 10

		<u>Filings</u>	<u>Hearings</u>	<u>Transactions</u>	<u>Concluded</u>	<u>Cont</u>
<u>Criminal</u>						
Capias	CA	1	4	4	2	2
Felony	F	4	16	17	2	15
Misdemeanor	M	16	41	41	13	28
Show Cause	SC	7	12	12	3	9
Criminal Total		28	73	74	20	54
<u>Traffic</u>						
Capias	CA	2	2	2	2	-
Civil Violation	CV	1	1	1	1	-
Felony	F	0	1	1	0	1
Infraction	I	139	137	188	135	53
Misdemeanor	M	25	45	45	18	27
Show Cause	SC	0	1	1	1	-
Traffic Total		167	187	238	157	81
<u>Civil</u>						
Abstract	AJ	2	0	2	2	-
Admin License	AL	3	0	3	3	-
Bond Forfeiture	BF	1	0	1	1	-
Detinue	DT	0	9	11	2	9
Garnishment	GA	18	0	18	18	-
Interrogatory	IN	1	0	1	1	-
Other	OT	1	1	1	0	1
Protective Order	PO	2	2	2	0	2
Prelim Prot Order	PP	1	0	1	1	-
Show Cause	SC	1	0	1	1	-
Unlawful Detainer	UD	8	6	9	8	1
Warrant in Debt	WD	7	10	11	7	4
Civil Total		45	28	61	44	17
Appomattox Totals		240	288	373	221	152

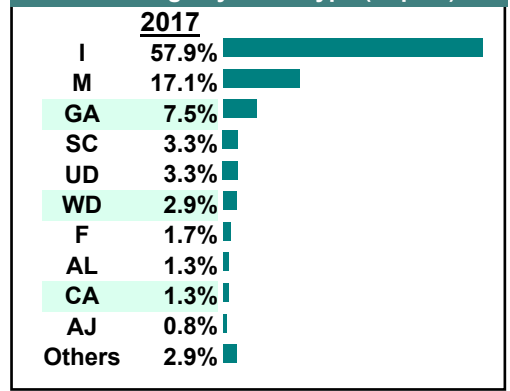
Calendared Filings with Top 12 Scheduled Times

	T	W	R		
Week 1				Wed-13:00PM	42%
				Wed-09:00AM	23%
Week 2				Tue-09:00AM	8%
				Wed-08:30AM	7%
Week 3				Wed-09:30AM	7%
				Wed-11:00AM	3%
Week 4				Tue-10:30AM	2%
				Wed-10:30AM	2%
				Thu-09:00AM	2%
				Tue-11:00AM	1%
				Tue-13:00PM	1%
				Wed-14:00PM	1%
				Others	2%

% of Filings by Division

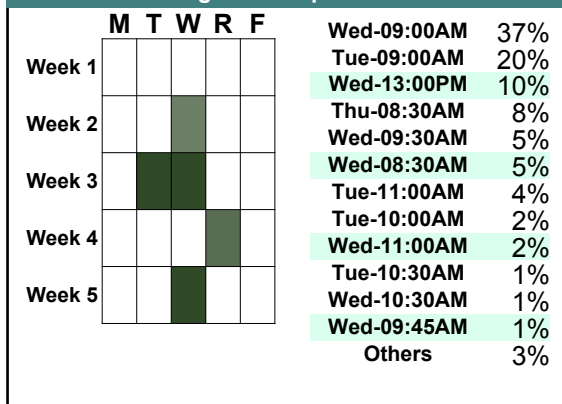


% of Filings by Case Type (Top 10)

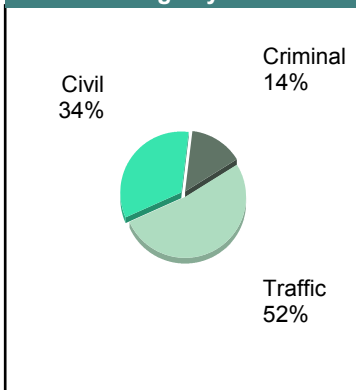


		<u>Filings</u>	<u>Hearings</u>	<u>Transactions</u>	<u>Concluded</u>	<u>Cont</u>
<u>Criminal</u>						
Capias	CA	1	5	5	2	3
Civil Violation	CV	0	1	1	0	1
Felony	F	26	46	48	8	40
Misdemeanor	M	13	54	55	16	39
Show Cause	SC	1	8	8	2	6
Criminal Total		41	114	117	28	89
<u>Traffic</u>						
Felony	F	1	1	1	0	1
Infraction	I	122	115	170	132	38
Misdemeanor	M	28	65	65	22	43
Show Cause	SC	1	5	5	2	3
Traffic Total		152	186	241	156	85
<u>Civil</u>						
Abstract	AJ	1	0	1	1	-
Admin License	AL	3	0	3	3	-
Bond Forfeiture	BF	1	0	1	1	-
Detinue	DT	13	11	21	10	11
Garnishment	GA	6	3	10	7	3
Interrogatory	IN	3	2	8	6	2
Other	OT	1	0	1	1	-
Protective Order	PO	2	0	2	2	-
Prelim Prot Order	PP	3	0	3	3	-
Show Cause	SC	2	0	2	2	-
Unlawful Detainer	UD	6	5	7	6	1
Warrant in Debt	WD	57	55	72	60	12
Civil Total		98	76	131	102	29
Appomattox Totals		291	376	489	286	203

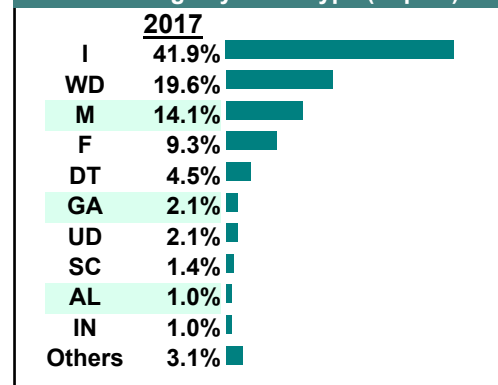
Calendared Filings with Top 12 Scheduled Times



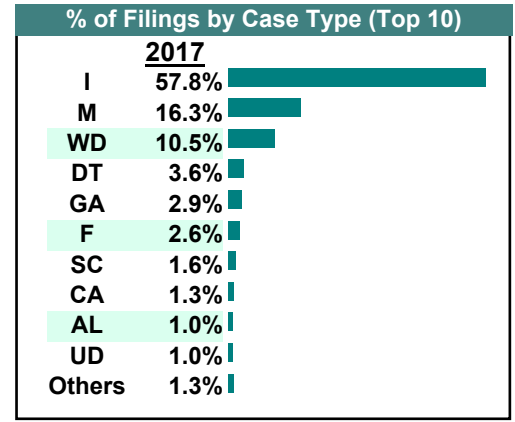
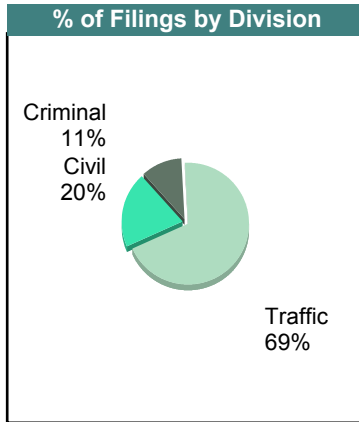
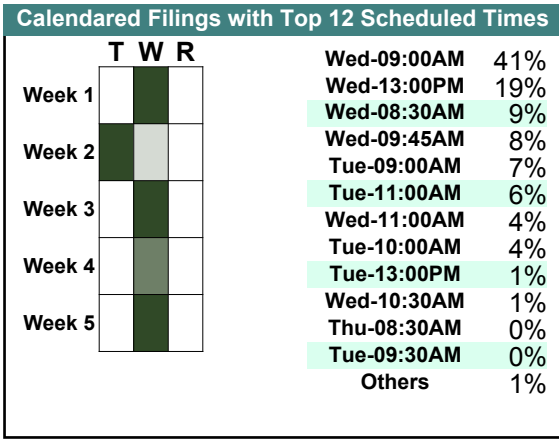
% of Filings by Division



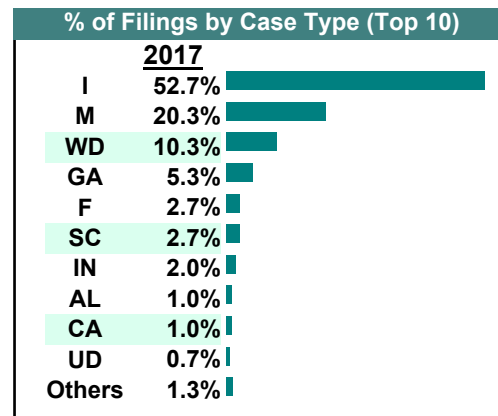
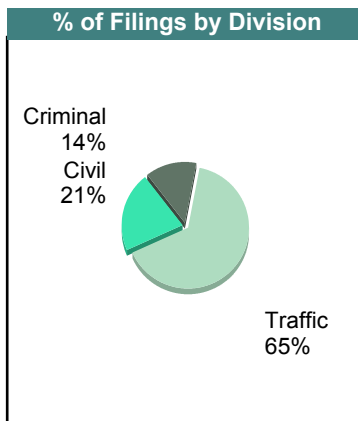
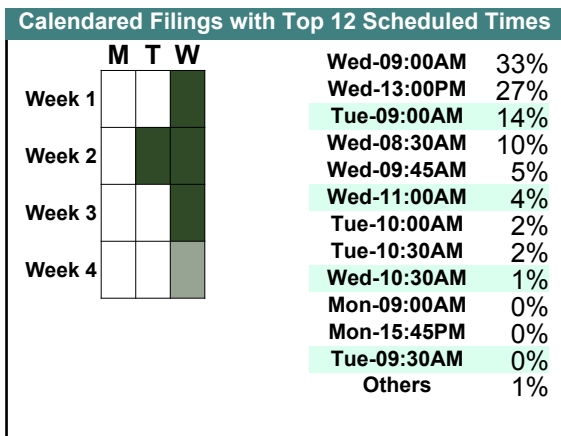
% of Filings by Case Type (Top 10)



		<u>Filings</u>	<u>Hearings</u>	<u>Transactions</u>	<u>Concluded</u>	<u>Cont</u>
<u>Criminal</u>						
Capias	CA	4	9	9	2	7
Civil Violation	CV	0	1	1	1	-
Felony	F	7	40	42	12	30
Misdemeanor	M	17	61	62	20	42
Show Cause	SC	5	11	11	4	7
Criminal Total		33	122	125	39	86
<u>Traffic</u>						
Capias	CA	0	2	2	1	1
Felony	F	1	1	1	0	1
Infraction	I	177	148	214	153	61
Misdemeanor	M	33	58	58	19	39
Motion	MO	1	1	1	1	-
Show Cause	SC	0	5	5	3	2
Traffic Total		212	215	281	177	104
<u>Civil</u>						
Admin License	AL	3	0	3	3	-
Detinue	DT	11	11	16	8	8
Garnishment	GA	9	1	11	10	1
Impoundment	IM	2	0	2	2	-
Interrogatory	IN	1	1	2	1	1
Other	OT	0	1	1	0	1
Protective Order	PO	0	0	1	1	-
Show Cause	SC	0	1	1	0	1
Unlawful Detainer	UD	3	7	10	10	-
Warrant in Debt	WD	32	37	45	36	9
Civil Total		61	59	92	71	21
Appomattox Totals		306	396	498	287	211



		<u>Filings</u>	<u>Hearings</u>	<u>Transactions</u>	<u>Concluded</u>	<u>Cont</u>
<u>Criminal</u>						
Capias	CA	1	2	2	1	1
Civil Violation	CV	0	3	3	1	2
Felony	F	8	29	30	3	27
Misdemeanor	M	28	70	71	28	43
Show Cause	SC	4	8	8	3	5
Criminal Total		41	112	114	36	78
<u>Traffic</u>						
Capias	CA	2	3	3	1	2
Infraction	I	158	152	234	179	55
Misdemeanor	M	33	66	66	31	35
Show Cause	SC	3	6	6	3	3
Traffic Total		196	227	309	214	95
<u>Civil</u>						
Abstract	AJ	1	0	1	1	-
Admin License	AL	3	0	3	3	-
Detinue	DT	1	8	12	7	5
Garnishment	GA	16	3	20	17	3
Interrogatory	IN	6	5	8	3	5
Protective Order	PO	1	1	1	0	1
Prelim Prot Order	PP	1	0	1	1	-
Show Cause	SC	1	0	2	2	-
Unlawful Detainer	UD	2	4	4	2	2
Warrant in Debt	WD	31	37	52	33	19
Civil Total		63	58	104	69	35
Appomattox Totals		300	397	527	319	208



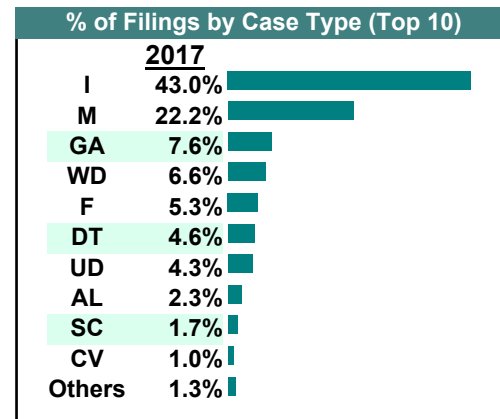
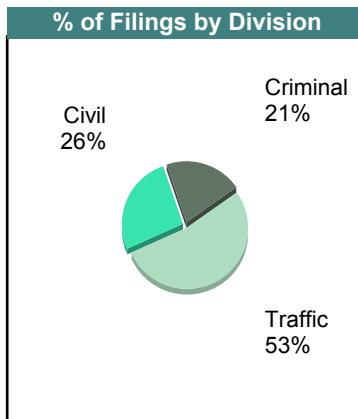
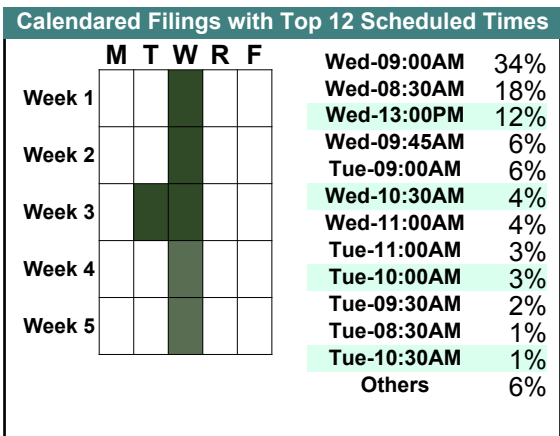
CASELOAD STATISTICS OF THE GENERAL DISTRICT COURTS

March 2017

Appomattox

District: 10

		<u>Filings</u>	<u>Hearings</u>	<u>Transactions</u>	<u>Concluded</u>	<u>Cont</u>
<u>Criminal</u>						
Capias	CA	1	4	4	2	2
Civil Violation	CV	3	4	4	1	3
Felony	F	16	40	41	9	32
Misdemeanor	M	39	95	96	45	51
Show Cause	SC	3	15	15	8	7
Criminal Total		62	158	160	65	95
<u>Traffic</u>						
Capias	CA	0	4	4	3	1
Felony	F	0	1	1	1	-
Infraction	I	130	121	164	100	64
Misdemeanor	M	28	63	63	29	34
Show Cause	SC	2	9	9	4	5
Traffic Total		160	198	241	137	104
<u>Civil</u>						
Admin License	AL	7	0	7	7	-
Bond Forfeiture	BF	0	0	1	1	-
Detinue	DT	14	16	30	19	11
Garnishment	GA	23	5	23	18	5
Impoundment	IM	1	0	1	1	-
Protective Order	PO	2	1	4	3	1
Unlawful Detainer	UD	13	12	16	9	7
Warrant in Debt	WD	20	19	27	18	9
Civil Total		80	53	109	76	33
Appomattox Totals		302	409	510	278	232



CASELOAD STATISTICS OF THE GENERAL DISTRICT COURTS

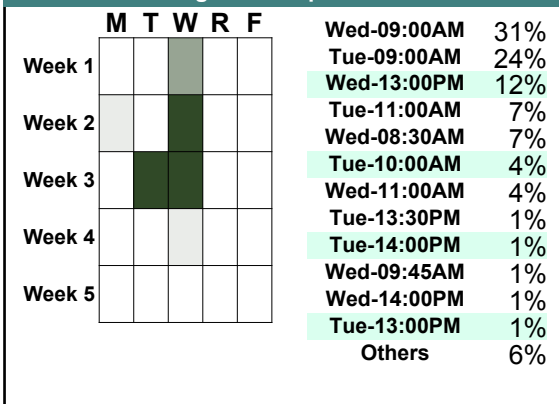
February 2017

Appomattox

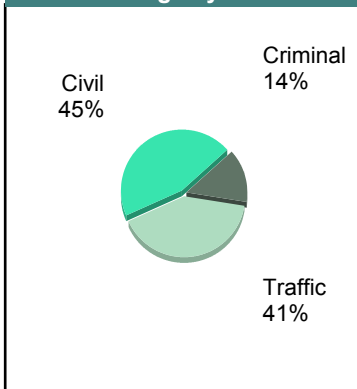
District: 10

		<u>Filings</u>	<u>Hearings</u>	<u>Transactions</u>	<u>Concluded</u>	<u>Cont</u>
<u>Criminal</u>						
Capias	CA	0	6	6	3	3
Civil Violation	CV	0	1	1	1	-
Felony	F	12	29	30	11	19
Misdemeanor	M	23	73	74	37	37
Show Cause	SC	3	10	10	6	4
Criminal Total		38	119	121	58	63
<u>Traffic</u>						
Capias	CA	2	4	4	2	2
Felony	F	0	1	1	1	-
Infraction	I	90	100	139	106	33
Misdemeanor	M	17	66	66	42	24
Show Cause	SC	1	7	7	3	4
Traffic Total		110	178	217	154	63
<u>Civil</u>						
Abstract	AJ	2	0	2	2	-
Admin License	AL	1	0	1	1	-
Bond Forfeiture	BF	1	1	1	0	1
Detinue	DT	20	22	30	14	16
Garnishment	GA	11	0	12	12	-
Impoundment	IM	2	0	2	2	-
Interrogatory	IN	9	3	14	11	3
Motion for Judgment	MJ	0	0	1	1	-
Other	OT	1	1	2	1	1
Protective Order	PO	1	0	1	1	-
Prelim Prot Order	PP	3	0	3	3	-
Show Cause	SC	3	2	6	4	2
Unlawful Detainer	UD	3	2	3	1	2
Warrant in Debt	WD	64	63	76	55	21
Civil Total		121	94	154	108	46
Appomattox Totals		269	391	492	320	172

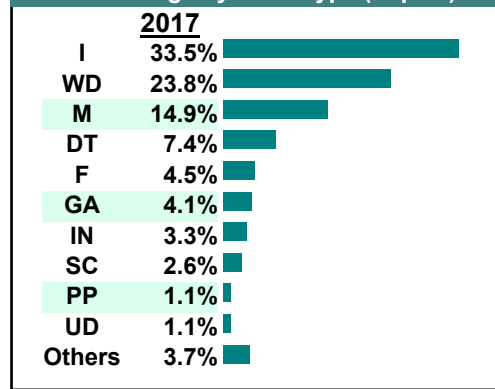
Calendared Filings with Top 12 Scheduled Times



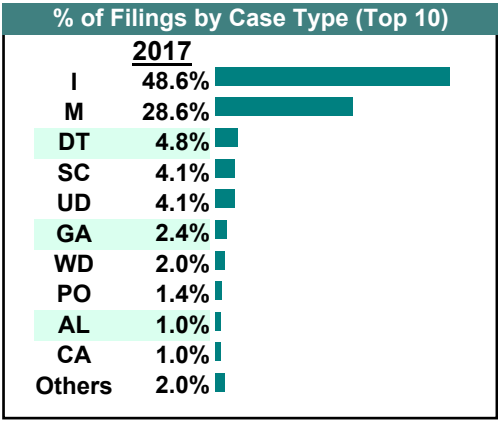
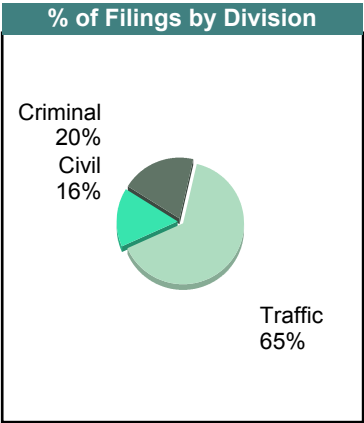
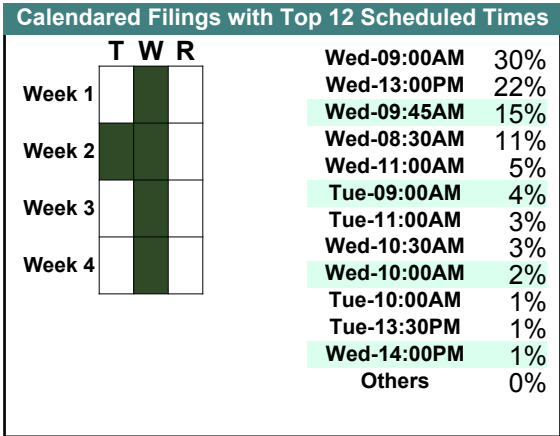
% of Filings by Division



% of Filings by Case Type (Top 10)



		<u>Filings</u>	<u>Hearings</u>	<u>Transactions</u>	<u>Concluded</u>	<u>Cont</u>
<u>Criminal</u>						
Capias	CA	1	7	7	2	5
Civil Violation	CV	3	4	4	1	3
Felony	F	3	28	33	13	20
Misdemeanor	M	45	105	107	45	62
Show Cause	SC	6	27	27	13	14
Criminal Total		58	171	178	74	104
<u>Traffic</u>						
Capias	CA	2	5	5	1	4
Felony	F	0	1	1	1	-
Infraction	I	143	150	192	143	49
Misdemeanor	M	39	82	82	45	37
Show Cause	SC	6	16	16	5	11
Traffic Total		190	254	296	195	101
<u>Civil</u>						
Admin License	AL	3	0	3	3	-
Detinue	DT	14	15	18	8	10
Garnishment	GA	7	0	7	7	-
Motion for Judgment	MJ	0	2	2	0	2
Protective Order	PO	4	3	7	4	3
Unlawful Detainer	UD	12	13	15	14	1
Warrant in Debt	WD	6	8	9	6	3
Civil Total		46	41	61	42	19
Appomattox Totals		294	466	535	311	224



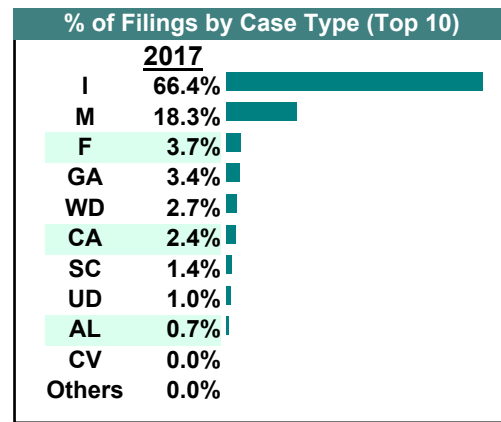
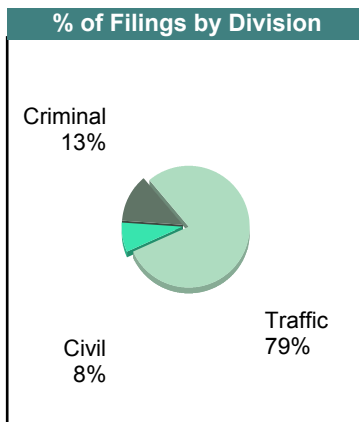
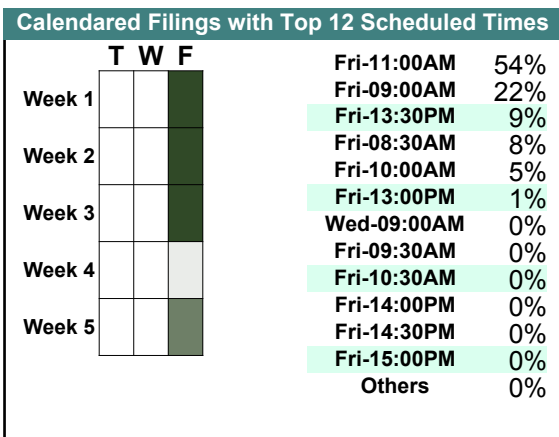
CASELOAD STATISTICS OF THE GENERAL DISTRICT COURTS

December 2017

Buckingham

District: 10

		<u>Filings</u>	<u>Hearings</u>	<u>Transactions</u>	<u>Concluded</u>	<u>Cont</u>
<u>Criminal</u>						
Capias	CA	2	4	4	0	4
Civil Violation	CV	0	1	1	0	1
Felony	F	11	48	48	12	36
Misdemeanor	M	23	72	72	17	55
Show Cause	SC	2	8	8	1	7
Criminal Total		38	133	133	30	103
<u>Traffic</u>						
Capias	CA	5	5	5	2	3
Infraction	I	196	197	259	182	77
Misdemeanor	M	31	79	80	37	43
Show Cause	SC	2	8	8	6	2
Traffic Total		234	289	352	227	125
<u>Civil</u>						
Admin License	AL	2	1	2	1	-
Detinue	DT	0	0	2	2	-
Garnishment	GA	10	1	11	10	-
Protective Order	PO	0	1	1	0	1
Unlawful Detainer	UD	3	6	7	4	3
Warrant in Debt	WD	8	16	25	15	10
Civil Total		23	25	48	32	14
Buckingham Totals		295	447	533	289	242



CASELOAD STATISTICS OF THE GENERAL DISTRICT COURTS


November 2017

Buckingham

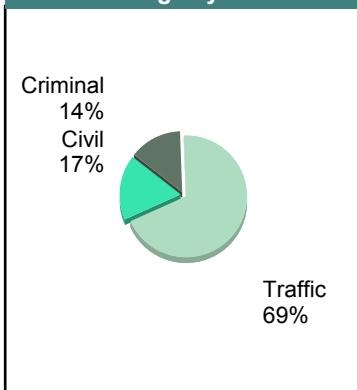
District: 10

		<u>Filings</u>	<u>Hearings</u>	<u>Transactions</u>	<u>Concluded</u>	<u>Cont</u>
<u>Criminal</u>						
Capias	CA	0	3	3	1	2
Civil Violation	CV	1	1	1	0	1
Felony	F	12	31	31	7	24
Misdemeanor	M	17	43	45	17	28
Show Cause	SC	6	10	10	4	6
Criminal Total		36	88	90	29	61
<u>Traffic</u>						
Capias	CA	1	3	3	0	3
Infraction	I	149	141	185	150	34
Misdemeanor	M	24	56	56	22	33
Show Cause	SC	3	11	11	8	3
Traffic Total		177	211	255	180	73
<u>Civil</u>						
Admin License	AL	1	0	1	1	-
Detinue	DT	0	0	2	2	-
Garnishment	GA	4	1	4	3	1
Impoundment	IM	1	0	1	1	-
Interrogatory	IN	0	0	1	1	-
Motion for Judgment	MJ	1	1	1	0	1
Protective Order	PO	1	1	1	0	1
Prelim Prot Order	PP	1	0	1	1	-
Unlawful Detainer	UD	6	8	11	10	1
Warrant in Debt	WD	29	23	34	20	13
Civil Total		44	34	57	39	17
Buckingham Totals		257	333	402	248	151

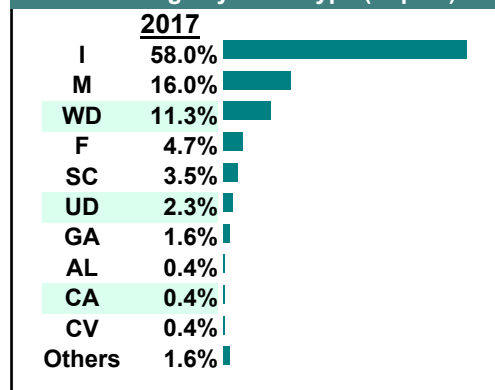
Calendared Filings with Top 12 Scheduled Times



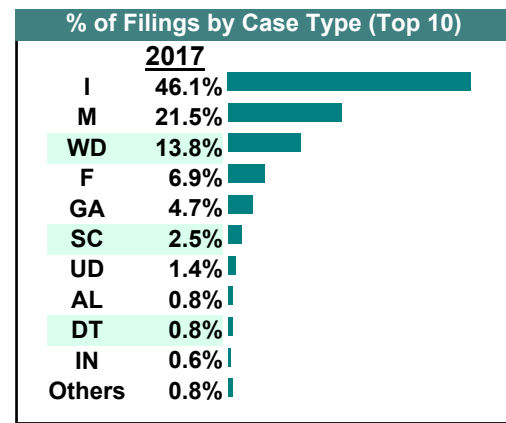
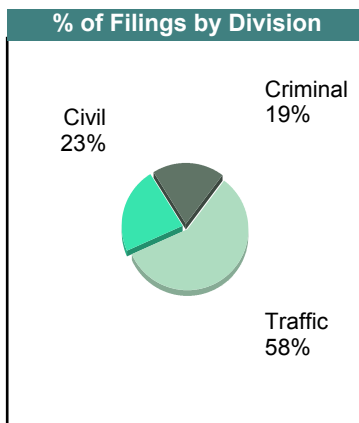
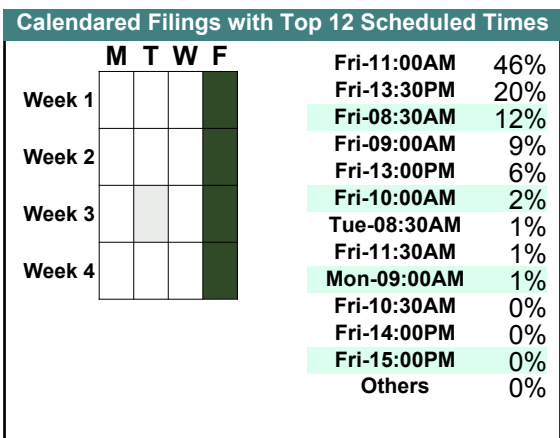
% of Filings by Division



% of Filings by Case Type (Top 10)



		<u>Filings</u>	<u>Hearings</u>	<u>Transactions</u>	<u>Concluded</u>	<u>Cont</u>
<u>Criminal</u>						
Capias	CA	1	5	5	3	2
Civil Violation	CV	0	1	1	1	-
Felony	F	25	56	56	14	42
Misdemeanor	M	42	87	92	40	51
Show Cause	SC	2	16	16	7	9
Criminal Total		70	165	170	65	104
<u>Traffic</u>						
Infraction	I	167	169	220	161	58
Misdemeanor	M	36	87	87	36	51
Show Cause	SC	7	12	12	4	8
Traffic Total		210	268	319	201	117
<u>Civil</u>						
Admin License	AL	3	1	3	2	-
Detinue	DT	3	4	4	1	3
Garnishment	GA	17	2	18	16	1
Interrogatory	IN	2	2	3	1	2
Protective Order	PO	2	2	3	1	-
Prelim Prot Order	PP	0	1	1	0	-
Unlawful Detainer	UD	5	10	11	7	4
Warrant in Debt	WD	50	71	81	59	22
Civil Total		82	93	124	87	32
Buckingham Totals		362	526	613	353	253



CASELOAD STATISTICS OF THE GENERAL DISTRICT COURTS

September 2017

Buckingham

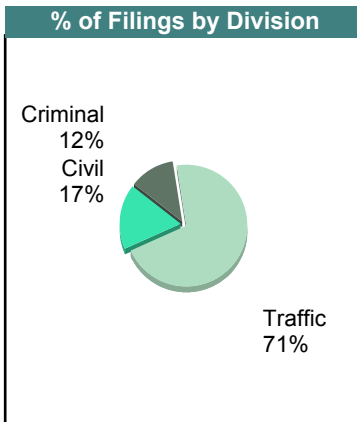
District: 10

		<u>Filings</u>	<u>Hearings</u>	<u>Transactions</u>	<u>Concluded</u>	<u>Cont</u>
<u>Criminal</u>						
Capias	CA	4	6	6	1	5
Civil Violation	CV	1	1	1	0	1
Felony	F	9	79	79	35	43
Misdemeanor	M	24	88	90	33	57
Motion	MO	1	1	1	1	-
Show Cause	SC	6	20	20	4	16
Criminal Total		45	195	197	74	122
<u>Traffic</u>						
Capias	CA	0	1	1	1	-
Felony	F	1	2	2	1	1
Infraction	I	206	250	321	251	68
Misdemeanor	M	53	119	120	52	67
Show Cause	SC	4	13	13	6	7
Traffic Total		264	385	457	311	143
<u>Civil</u>						
Abstract	AJ	2	0	2	2	-
Detinue	DT	1	1	1	0	1
Garnishment	GA	6	0	6	6	-
Impoundment	IM	1	0	1	1	-
Interrogatory	IN	4	4	7	3	4
Protective Order	PO	2	1	2	1	1
Prelim Prot Order	PP	1	1	1	0	1
Show Cause	SC	0	0	2	2	-
Unlawful Detainer	UD	10	16	17	6	11
Warrant in Debt	WD	37	41	45	21	24
Civil Total		64	64	84	42	42
Buckingham Totals		373	644	738	427	307

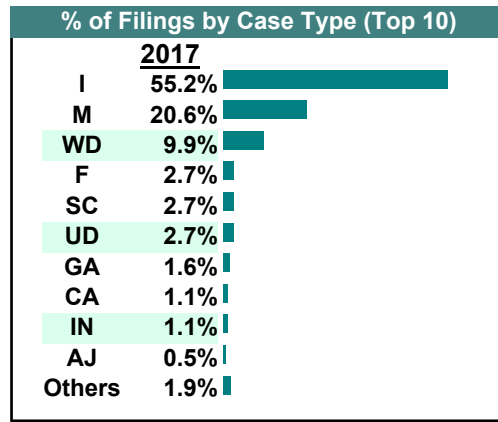
Calendared Filings with Top 12 Scheduled Times

	M	T	W	F		
Week 1					Fri-11:00AM	54%
					Fri-09:00AM	15%
Week 2					Fri-13:30PM	13%
					Fri-08:30AM	8%
Week 3					Fri-13:00PM	5%
					Fri-10:00AM	3%
Week 4					Fri-14:30PM	1%
					Mon-08:30AM	1%
Week 5					Fri-14:00PM	0%
					Mon-09:00AM	0%
					Tue-09:00AM	0%
					Tue-11:00AM	0%
					Others	0%

% of Filings by Division



% of Filings by Case Type (Top 10)



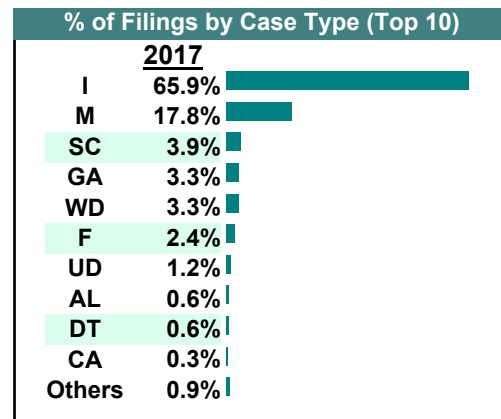
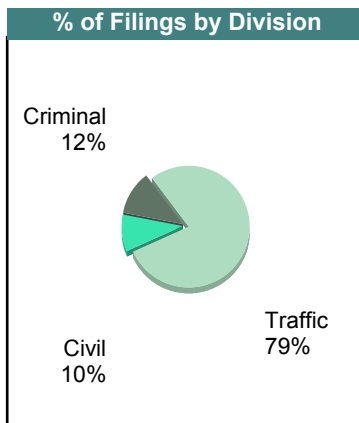
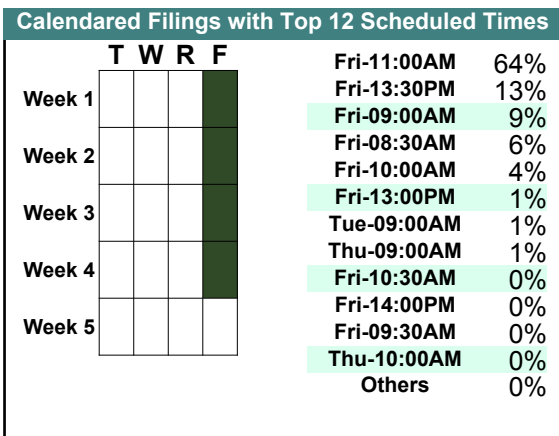
CASELOAD STATISTICS OF THE GENERAL DISTRICT COURTS

August 2017

Buckingham

District: 10

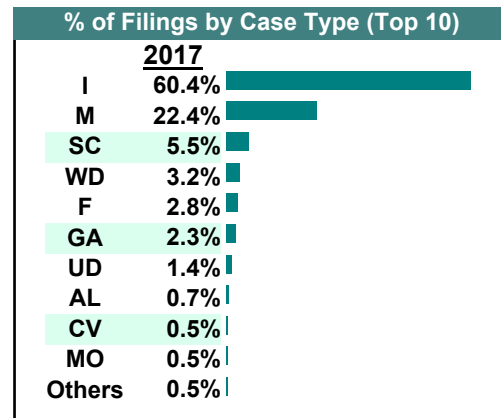
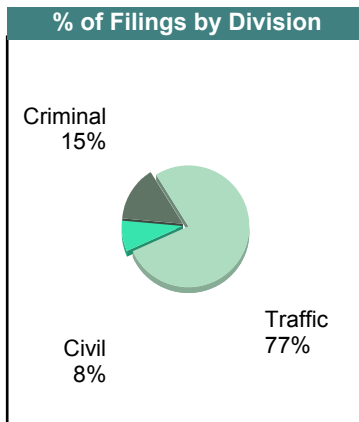
		<u>Filings</u>	<u>Hearings</u>	<u>Transactions</u>	<u>Concluded</u>	<u>Cont</u>
<u>Criminal</u>						
Capias	CA	1	2	2	1	1
Civil Violation	CV	0	3	3	1	2
Felony	F	8	31	31	1	30
Misdemeanor	M	26	61	65	28	37
Show Cause	SC	4	15	15	5	10
Criminal Total		39	112	116	36	80
<u>Traffic</u>						
Infraction	I	222	218	296	210	85
Misdemeanor	M	34	86	88	46	42
Show Cause	SC	9	14	14	4	10
Traffic Total		265	318	398	260	137
<u>Civil</u>						
Admin License	AL	2	0	2	2	-
Capias	CA	0	0	1	1	-
Detinue	DT	2	1	2	1	1
Garnishment	GA	11	2	13	11	-
Impoundment	IM	1	0	1	1	-
Interrogatory	IN	0	1	1	0	1
Protective Order	PO	1	0	1	1	-
Prelim Prot Order	PP	1	1	2	1	1
Show Cause	SC	0	3	3	0	3
Unlawful Detainer	UD	4	4	6	3	3
Warrant in Debt	WD	11	26	31	17	14
Civil Total		33	38	63	38	23
Buckingham Totals		337	468	577	334	240



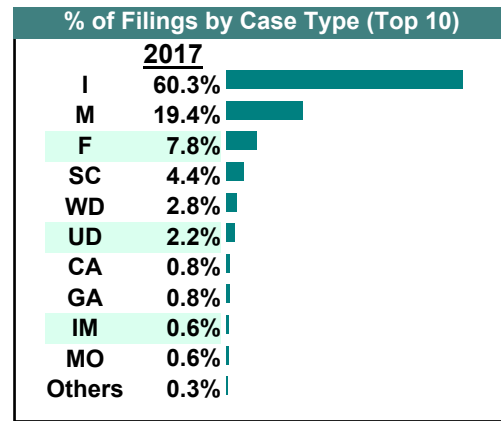
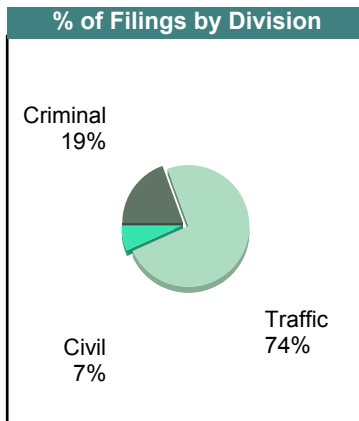
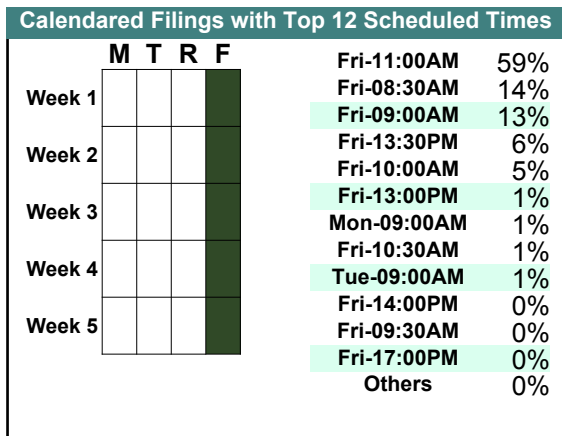
		<u>Filings</u>	<u>Hearings</u>	<u>Transactions</u>	<u>Concluded</u>	<u>Cont</u>
<u>Criminal</u>						
Capias	CA	1	7	7	3	4
Civil Violation	CV	2	3	3	1	2
Felony	F	12	65	65	32	33
Misdemeanor	M	32	96	96	42	54
Motion	MO	2	2	2	2	-
Show Cause	SC	15	35	35	14	20
Criminal Total		64	208	208	94	113
<u>Traffic</u>						
Capias	CA	0	1	1	1	-
Civil Violation	CV	0	2	2	0	2
Felony	F	0	2	2	1	1
Infraction	I	262	234	328	235	93
Misdemeanor	M	65	137	137	61	75
Show Cause	SC	8	19	19	10	9
Traffic Total		335	395	489	308	180
<u>Civil</u>						
Admin License	AL	3	1	3	2	-
Capias	CA	0	1	1	0	1
Garnishment	GA	10	2	11	9	2
Interrogatory	IN	0	1	2	1	1
Protective Order	PO	1	0	1	1	-
Show Cause	SC	1	1	1	0	1
Unlawful Detainer	UD	6	6	7	5	1
Warrant in Debt	WD	14	19	22	8	14
Civil Total		35	31	48	26	20
Buckingham Totals		434	634	745	428	313

Calendared Filings with Top 12 Scheduled Times				
	M	T	R	F
Week 1				
Week 2				
Week 3				
Week 4				

Fri-11:00AM	58%
Fri-09:00AM	21%
Fri-08:30AM	6%
Fri-13:30PM	6%
Fri-13:00PM	4%
Fri-10:00AM	1%
Mon-08:30AM	1%
Tue-08:30AM	1%
Fri-09:30AM	1%
Fri-10:30AM	0%
Thu-09:00AM	0%
Fri-14:00PM	0%
Others	0%



		Filings	Hearings	Transactions	Concluded	Cont
<u>Criminal</u>						
Capias	CA	2	2	2	0	2
Civil Violation	CV	0	1	1	1	-
Felony	F	28	57	57	19	38
Misdemeanor	M	29	81	81	23	58
Show Cause	SC	11	17	17	6	11
Criminal Total		70	158	158	49	109
<u>Traffic</u>						
Capias	CA	1	2	2	0	1
Infraction	I	217	204	279	215	62
Misdemeanor	M	41	86	88	38	50
Motion	MO	2	2	2	1	-
Show Cause	SC	5	9	9	2	7
Traffic Total		266	303	380	256	120
<u>Civil</u>						
Detinue	DT	1	2	2	2	-
Garnishment	GA	3	1	3	2	1
Impoundment	IM	2	0	2	2	-
Interrogatory	IN	0	2	2	0	2
Unlawful Detainer	UD	8	6	8	5	3
Warrant in Debt	WD	10	19	27	15	12
Civil Total		24	30	44	26	18
Buckingham Totals		360	491	582	331	247



CASELOAD STATISTICS OF THE GENERAL DISTRICT COURTS

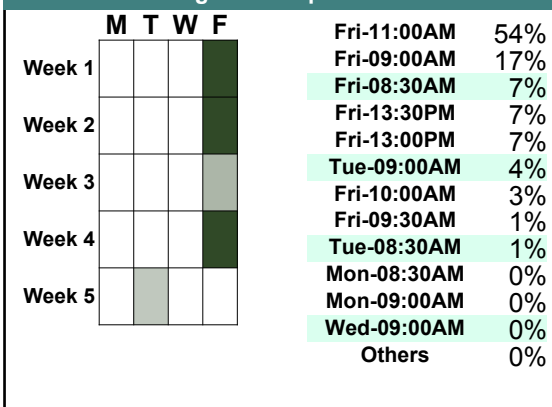
May 2017

Buckingham

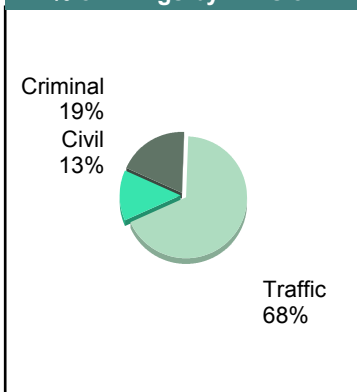
District: 10

		<u>Filings</u>	<u>Hearings</u>	<u>Transactions</u>	<u>Concluded</u>	<u>Cont</u>
<u>Criminal</u>						
Capias	CA	2	3	3	2	1
Civil Violation	CV	0	1	1	0	1
Felony	F	32	64	64	7	57
Misdemeanor	M	24	68	68	22	46
Show Cause	SC	1	7	7	3	4
Criminal Total		59	143	143	34	109
<u>Traffic</u>						
Capias	CA	0	2	2	2	-
Civil Violation	CV	0	1	1	1	-
Felony	F	0	1	1	1	-
Infraction	I	162	163	217	170	45
Misdemeanor	M	45	82	82	43	38
Show Cause	SC	6	11	11	7	4
Traffic Total		213	260	314	224	87
<u>Civil</u>						
Admin License	AL	4	1	4	3	-
Capias	CA	0	1	1	0	1
Detinue	DT	0	2	2	1	1
Garnishment	GA	9	2	10	8	1
Interrogatory	IN	0	1	1	0	1
Prelim Prot Order	PP	1	0	1	1	-
Show Cause	SC	0	1	2	1	1
Unlawful Detainer	UD	3	5	6	6	-
Warrant in Debt	WD	25	25	35	29	6
Civil Total		42	38	62	49	11
Buckingham Totals		314	441	519	307	207

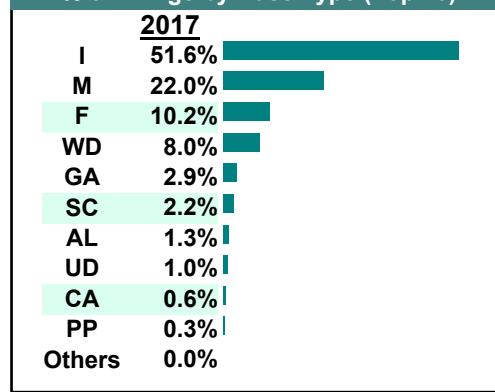
Calendared Filings with Top 12 Scheduled Times



% of Filings by Division

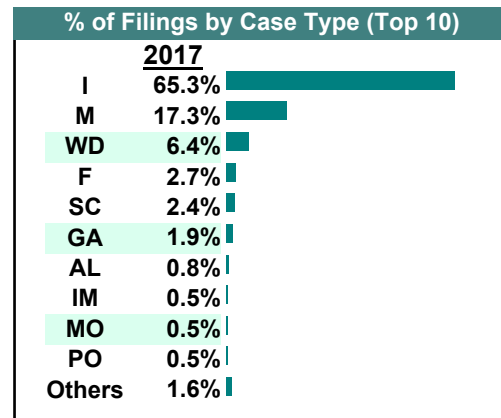
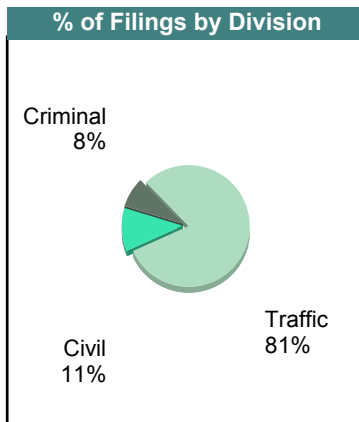


% of Filings by Case Type (Top 10)



		<u>Filings</u>	<u>Hearings</u>	<u>Transactions</u>	<u>Concluded</u>	<u>Cont</u>
<u>Criminal</u>						
Civil Violation	CV	1	2	2	1	1
Felony	F	9	27	27	11	16
Misdemeanor	M	15	55	55	20	35
Show Cause	SC	5	12	12	6	6
Criminal Total		30	96	96	38	58
<u>Traffic</u>						
Capias	CA	0	1	1	0	1
Felony	F	1	3	3	1	2
Infraction	I	245	202	290	230	59
Misdemeanor	M	50	127	127	64	63
Motion	MO	2	2	2	1	-
Show Cause	SC	4	10	10	3	7
Traffic Total		302	345	433	299	132
<u>Civil</u>						
Admin License	AL	3	0	3	3	-
Detinue	DT	1	1	1	0	1
Garnishment	GA	7	0	9	9	-
Impoundment	IM	2	1	2	1	-
Interrogatory	IN	1	1	1	0	1
Other	OT	1	1	1	1	-
Protective Order	PO	2	1	2	2	-
Prelim Prot Order	PP	0	0	1	1	-
Unlawful Detainer	UD	2	4	6	5	1
Warrant in Debt	WD	24	28	31	18	12
Civil Total		43	37	57	40	15
Buckingham Totals		375	478	586	377	205

Calendared Filings with Top 12 Scheduled Times						
	M	T	R	F		
Week 1					Fri-11:00AM	73%
Week 2					Fri-13:00PM	9%
Week 3					Fri-08:30AM	8%
Week 4					Fri-09:00AM	5%
					Fri-10:00AM	3%
					Fri-13:30PM	2%
					Fri-14:00PM	1%
					Mon-09:00AM	1%
					Thu-09:00AM	0%
					Tue-09:00AM	0%
					Fri-20:30PM	0%
					Tue-09:30AM	0%
					Others	0%



CASELOAD STATISTICS OF THE GENERAL DISTRICT COURTS


March 2017

Buckingham

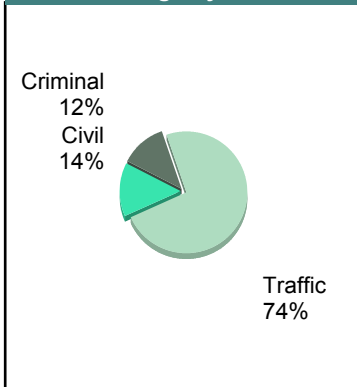
District: 10

		<u>Filings</u>	<u>Hearings</u>	<u>Transactions</u>	<u>Concluded</u>	<u>Cont</u>
<u>Criminal</u>						
Capias	CA	1	3	3	0	3
Civil Violation	CV	0	3	3	0	3
Felony	F	5	22	22	4	18
Misdemeanor	M	32	110	111	45	66
Motion	MO	0	1	1	1	-
Show Cause	SC	4	19	19	8	11
Criminal Total		42	158	159	58	101
<u>Traffic</u>						
Capias	CA	0	6	6	1	5
Civil Violation	CV	0	1	1	0	1
Felony	F	0	2	2	2	-
Infraction	I	192	201	262	195	67
Misdemeanor	M	51	118	118	53	65
Motion	MO	2	2	2	2	-
Show Cause	SC	7	16	16	9	7
Traffic Total		252	346	407	262	145
<u>Civil</u>						
Admin License	AL	3	1	3	2	-
Capias	CA	0	1	1	0	1
Detinue	DT	1	1	2	1	1
Garnishment	GA	10	2	12	10	1
Impoundment	IM	1	0	1	1	-
Interrogatory	IN	0	3	7	4	2
Protective Order	PO	0	0	1	1	-
Prelim Prot Order	PP	1	1	2	1	1
Show Cause	SC	4	2	7	5	2
Unlawful Detainer	UD	9	8	12	6	6
Warrant in Debt	WD	19	24	27	16	10
Civil Total		48	43	75	47	24
Buckingham Totals		342	547	641	367	270

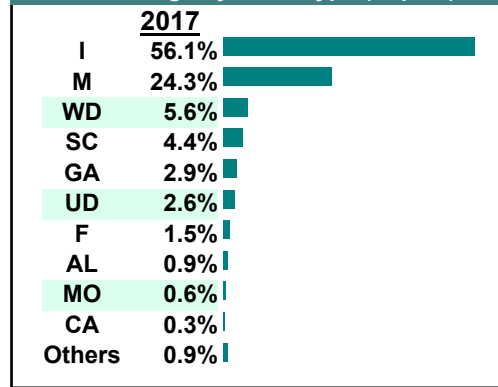
Calendared Filings with Top 12 Scheduled Times



% of Filings by Division



% of Filings by Case Type (Top 10)



CASELOAD STATISTICS OF THE GENERAL DISTRICT COURTS

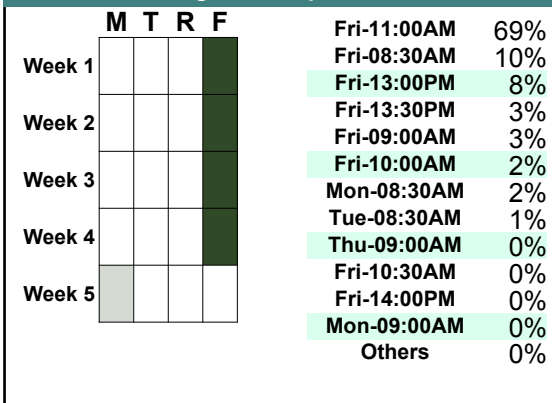
February 2017

Buckingham

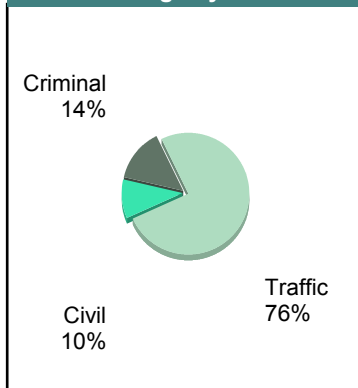
District: 10

		<u>Filings</u>	<u>Hearings</u>	<u>Transactions</u>	<u>Concluded</u>	<u>Cont</u>
<u>Criminal</u>						
Civil Violation	CV	0	3	3	2	1
Felony	F	22	29	29	3	26
Misdemeanor	M	32	82	82	25	57
Motion	MO	1	1	1	0	1
Show Cause	SC	4	16	16	6	9
Criminal Total		59	131	131	36	94
<u>Traffic</u>						
Capias	CA	0	2	2	0	2
Felony	F	2	2	2	0	2
Infraction	I	280	242	339	282	56
Misdemeanor	M	32	81	81	32	49
Show Cause	SC	1	10	10	5	5
Traffic Total		315	337	434	319	114
<u>Civil</u>						
Admin License	AL	2	0	2	2	-
Capias	CA	0	1	1	0	1
Detinue	DT	0	1	2	1	-
Garnishment	GA	15	3	16	13	3
Impoundment	IM	2	0	2	2	-
Interrogatory	IN	2	1	4	3	1
Protective Order	PO	2	0	2	2	-
Unlawful Detainer	UD	7	10	10	5	5
Warrant in Debt	WD	13	18	21	8	13
Civil Total		43	34	60	36	23
Buckingham Totals		417	502	625	391	231

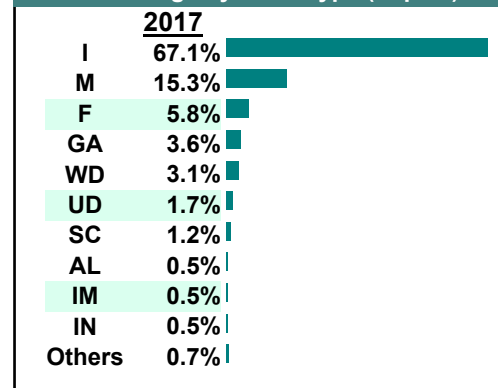
Calendared Filings with Top 12 Scheduled Times



% of Filings by Division



% of Filings by Case Type (Top 10)



CASELOAD STATISTICS OF THE GENERAL DISTRICT COURTS

January 2017

Buckingham

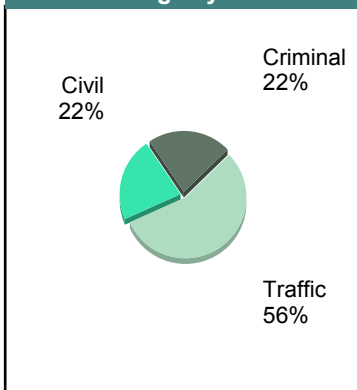
District: 10

		<u>Filings</u>	<u>Hearings</u>	<u>Transactions</u>	<u>Concluded</u>	<u>Cont</u>
<u>Criminal</u>						
Capias	CA	0	6	6	3	3
Civil Violation	CV	1	4	4	2	2
Felony	F	9	23	23	11	11
Misdemeanor	M	45	81	82	33	47
Show Cause	SC	12	22	22	5	17
Criminal Total		67	136	137	54	80
<u>Traffic</u>						
Capias	CA	0	2	2	1	1
Civil Violation	CV	2	2	2	0	2
Felony	F	1	4	4	2	2
Infraction	I	123	124	175	125	49
Misdemeanor	M	37	107	107	42	64
Show Cause	SC	5	10	10	1	9
Traffic Total		168	249	300	171	127
<u>Civil</u>						
Admin License	AL	4	1	4	3	-
Detinue	DT	0	2	2	0	2
Garnishment	GA	14	3	15	12	3
Impoundment	IM	1	0	1	1	-
Interrogatory	IN	8	6	11	5	5
Show Cause	SC	3	3	8	5	2
Unlawful Detainer	UD	4	4	5	4	1
Warrant in Debt	WD	33	42	52	40	10
Civil Total		67	61	98	70	23
Buckingham Totals		302	446	535	295	230

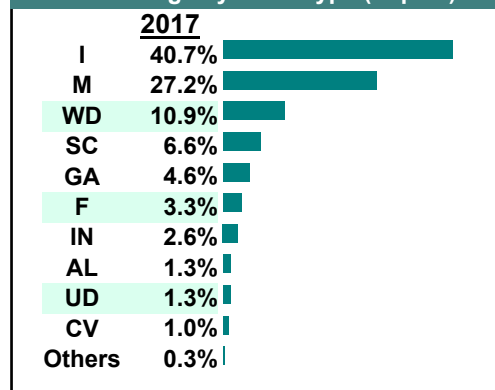
Calendared Filings with Top 12 Scheduled Times

	T	W	R	F		
Week 1					Fri-11:00AM	41%
Week 2					Fri-13:00PM	20%
Week 3					Fri-13:30PM	12%
Week 4					Fri-08:30AM	9%
					Fri-09:00AM	9%
					Fri-10:00AM	6%
					Tue-09:00AM	2%
					Thu-09:00AM	1%
					Tue-08:30AM	1%
					Fri-12:30PM	0%
					Wed-13:00PM	0%
					Fri-09:30AM	0%
					Others	0%

% of Filings by Division



% of Filings by Case Type (Top 10)



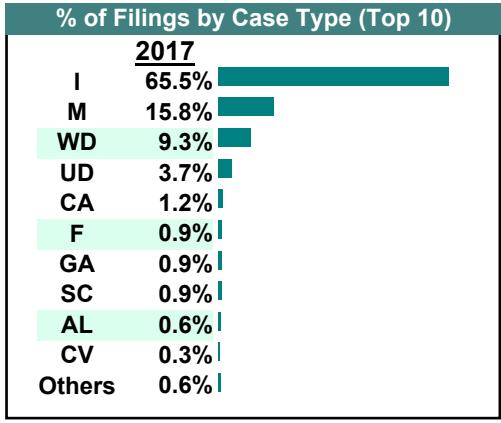
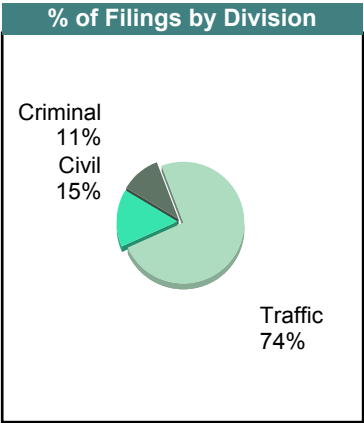
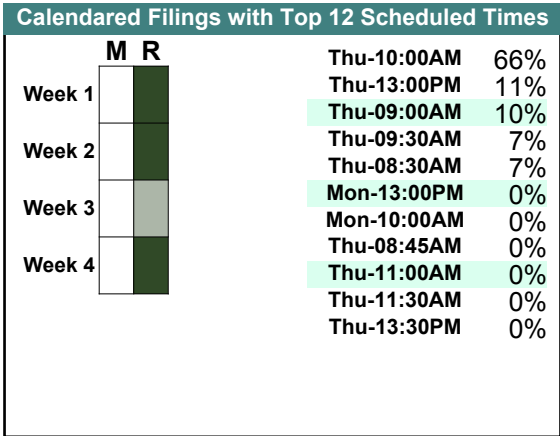
CASELOAD STATISTICS OF THE GENERAL DISTRICT COURTS

December 2017

Charlotte

District: 10

		<u>Filings</u>	<u>Hearings</u>	<u>Transactions</u>	<u>Concluded</u>	<u>Cont</u>
<u>Criminal</u>						
Capias	CA	4	6	6	3	3
Civil Violation	CV	1	1	1	0	1
Felony	F	3	14	14	4	10
Misdemeanor	M	23	100	103	62	41
Show Cause	SC	3	9	9	5	4
Criminal Total		34	130	133	74	59
<u>Traffic</u>						
Capias	CA	0	2	2	0	2
Felony	F	0	1	1	1	-
Infraction	I	211	205	313	250	63
Misdemeanor	M	28	58	60	33	27
Show Cause	SC	0	3	3	0	3
Traffic Total		239	269	379	284	95
<u>Civil</u>						
Admin License	AL	2	0	2	2	-
Garnishment	GA	3	0	3	3	-
Impoundment	IM	1	0	1	1	-
Interrogatory	IN	1	0	1	1	-
Motion for Judgment	MJ	0	0	1	1	-
Unlawful Detainer	UD	12	15	15	12	3
Warrant in Debt	WD	30	28	39	31	8
Civil Total		49	43	62	51	11
Charlotte Totals		322	442	574	409	165



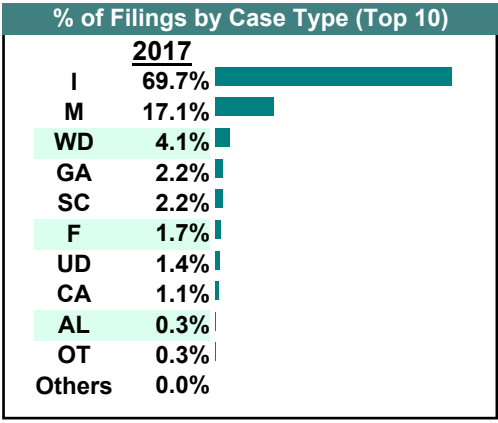
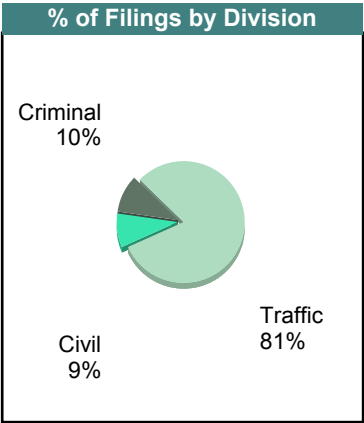
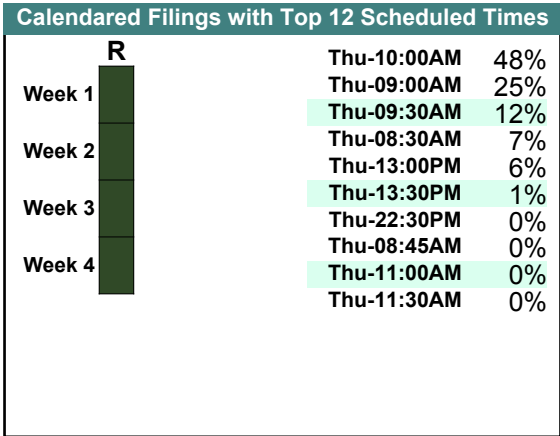
CASELOAD STATISTICS OF THE GENERAL DISTRICT COURTS

November 2017

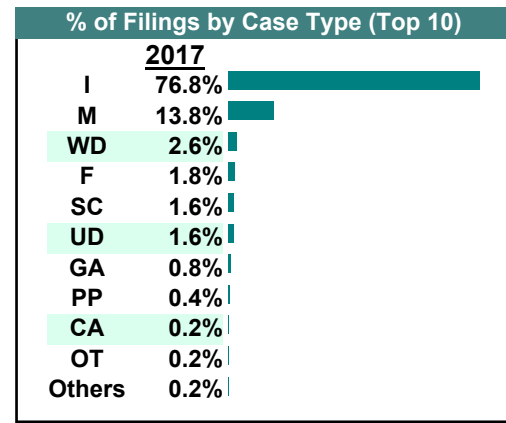
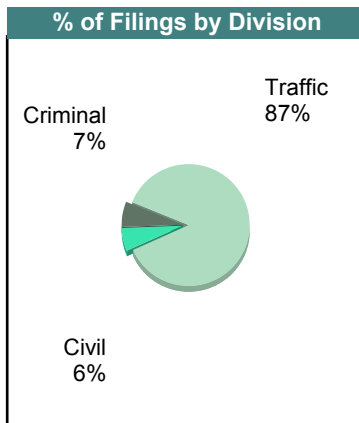
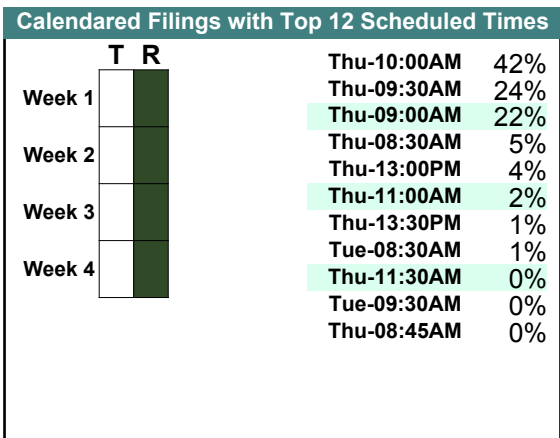
Charlotte

District: 10

		<u>Filings</u>	<u>Hearings</u>	<u>Transactions</u>	<u>Concluded</u>	<u>Cont</u>
<u>Criminal</u>						
Capias	CA	2	5	5	4	1
Civil Violation	CV	0	2	2	1	1
Felony	F	6	28	28	7	21
Misdemeanor	M	23	53	54	24	30
Show Cause	SC	6	15	15	8	7
Criminal Total		37	103	104	44	60
<u>Traffic</u>						
Capias	CA	2	4	4	0	4
Infraction	I	253	253	376	298	78
Misdemeanor	M	39	74	74	39	35
Show Cause	SC	0	2	2	0	2
Traffic Total		294	333	456	337	119
<u>Civil</u>						
Admin License	AL	1	0	1	1	-
Garnishment	GA	8	0	9	9	-
Interrogatory	IN	0	0	3	3	-
Overweight	OC	0	0	1	1	-
Other	OT	1	0	1	1	-
Show Cause	SC	2	0	3	3	-
Unlawful Detainer	UD	5	5	7	7	-
Warrant in Debt	WD	15	13	21	14	7
Civil Total		32	18	46	39	7
Charlotte Totals		363	454	606	420	186




		<u>Filings</u>	<u>Hearings</u>	<u>Transactions</u>	<u>Concluded</u>	<u>Cont</u>
<u>Criminal</u>						
Capias	CA	1	6	6	2	4
Civil Violation	CV	0	3	3	2	1
Felony	F	9	29	29	7	22
Misdemeanor	M	19	65	66	32	34
Show Cause	SC	5	14	14	5	9
Criminal Total		34	117	118	48	70
<u>Traffic</u>						
Capias	CA	0	1	1	1	-
Infraction	I	385	321	487	388	99
Misdemeanor	M	50	91	91	55	36
Show Cause	SC	2	4	4	1	3
Traffic Total		437	417	583	445	138
<u>Civil</u>						
Capias	CA	0	0	1	1	-
Garnishment	GA	4	0	4	4	-
Interrogatory	IN	0	0	1	1	-
Other	OT	1	0	1	1	-
Protective Order	PO	1	1	1	0	1
Prelim Prot Order	PP	2	2	4	2	2
Show Cause	SC	1	0	4	4	-
Unlawful Detainer	UD	8	6	8	6	2
Warrant in Debt	WD	13	14	19	15	4
Civil Total		30	23	43	34	9
Charlotte Totals		501	557	744	527	217

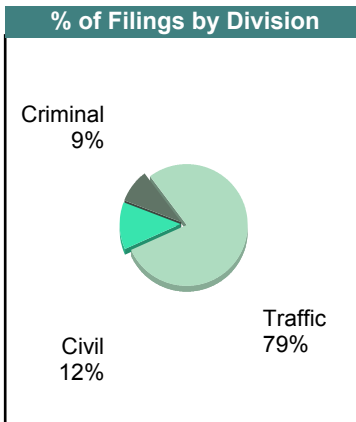


		<u>Filings</u>	<u>Hearings</u>	<u>Transactions</u>	<u>Concluded</u>	<u>Cont</u>
<u>Criminal</u>						
Capias	CA	3	8	8	5	3
Civil Violation	CV	4	5	5	1	4
Felony	F	9	41	41	17	24
Misdemeanor	M	29	91	94	17	77
Show Cause	SC	6	14	14	5	9
Criminal Total		51	159	162	45	117
<u>Traffic</u>						
Capias	CA	2	3	3	2	1
Felony	F	1	3	3	1	2
Infraction	I	398	283	467	344	123
Misdemeanor	M	45	83	83	42	41
Show Cause	SC	3	4	4	3	1
Traffic Total		449	376	560	392	168
<u>Civil</u>						
Admin License	AL	1	0	1	1	-
Garnishment	GA	7	1	7	6	1
Impoundment	IM	2	0	2	2	-
Interrogatory	IN	2	3	6	3	3
Motion for Judgment	MJ	1	1	1	0	1
Overweight	OC	3	1	3	2	-
Other	OT	4	0	4	4	-
Protective Order	PO	2	2	2	0	2
Show Cause	SC	2	1	2	1	1
Unlawful Detainer	UD	11	11	15	13	2
Warrant in Debt	WD	36	32	44	37	7
Civil Total		71	52	87	69	17
Charlotte Totals		571	587	809	506	302

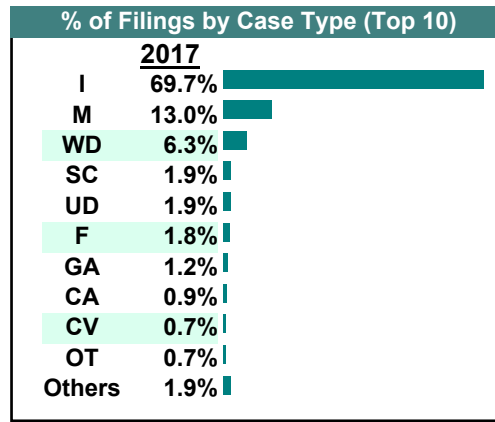
Calendared Filings with Top 12 Scheduled Times



% of Filings by Division



% of Filings by Case Type (Top 10)



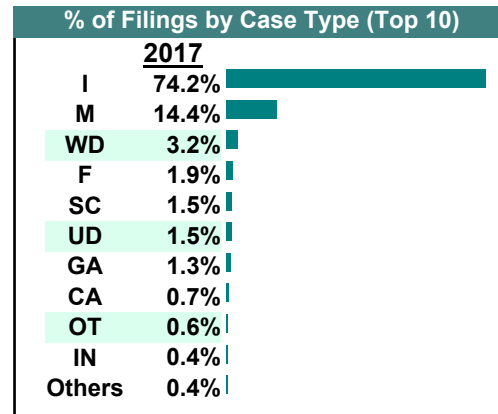
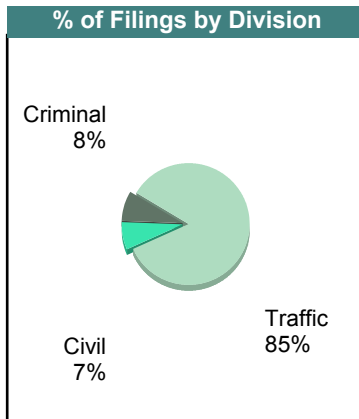
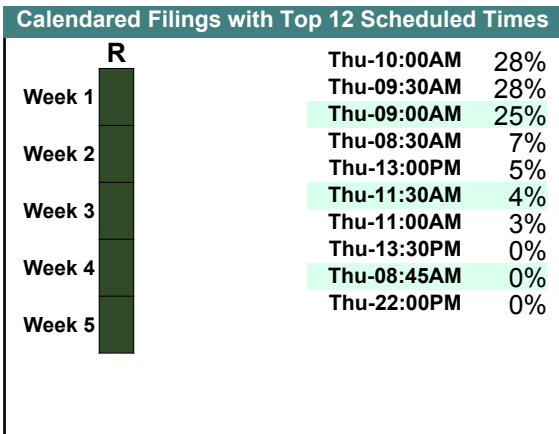
CASELOAD STATISTICS OF THE GENERAL DISTRICT COURTS

August 2017

Charlotte

District: 10

		<u>Filings</u>	<u>Hearings</u>	<u>Transactions</u>	<u>Concluded</u>	<u>Cont</u>
<u>Criminal</u>						
Capias	CA	2	5	5	4	1
Civil Violation	CV	1	3	3	0	3
Felony	F	10	45	45	17	28
Misdemeanor	M	23	69	70	20	50
Show Cause	SC	6	17	17	7	10
Criminal Total		42	139	140	48	92
<u>Traffic</u>						
Capias	CA	1	7	7	3	4
Felony	F	0	1	1	0	1
Infraction	I	396	312	508	390	118
Misdemeanor	M	54	105	106	51	55
Show Cause	SC	2	4	4	2	2
Traffic Total		453	429	626	446	180
<u>Civil</u>						
Capias	CA	1	0	1	1	-
Garnishment	GA	7	0	7	7	-
Interrogatory	IN	2	2	3	1	2
Overweight	OC	0	1	1	0	-
Other	OT	3	0	3	3	-
Protective Order	PO	1	1	1	0	1
Prelim Prot Order	PP	0	1	2	1	1
Unlawful Detainer	UD	8	5	10	8	2
Warrant in Debt	WD	17	25	29	19	10
Civil Total		39	35	57	40	16
Charlotte Totals		534	603	823	534	288



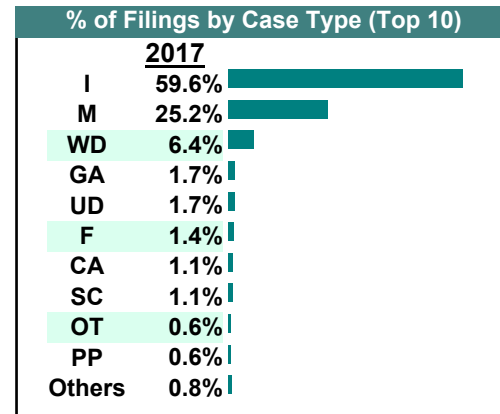
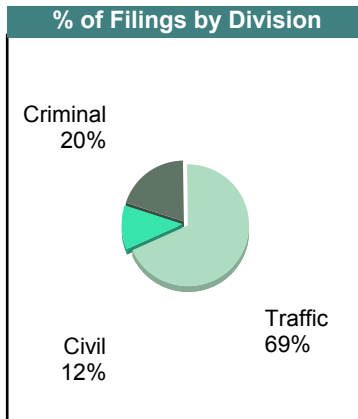
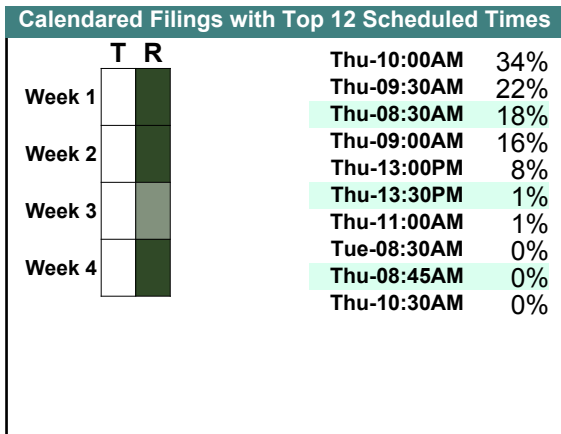
CASELOAD STATISTICS OF THE GENERAL DISTRICT COURTS

July 2017

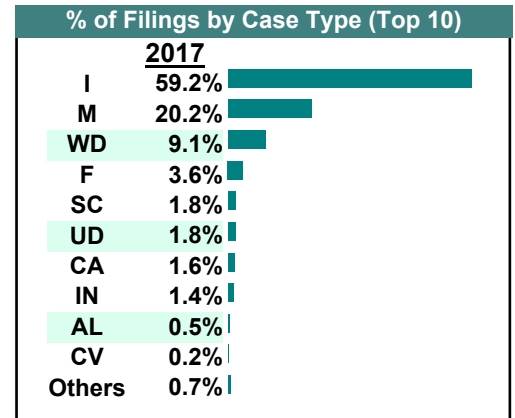
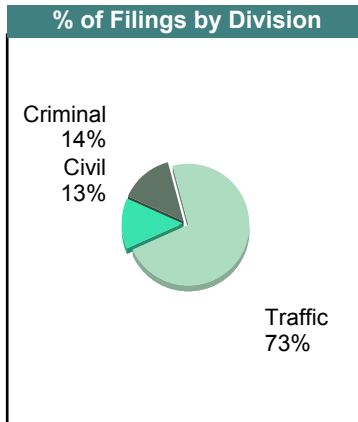
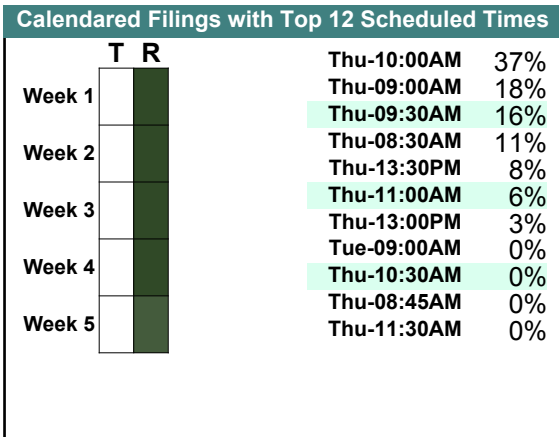
Charlotte

District: 10

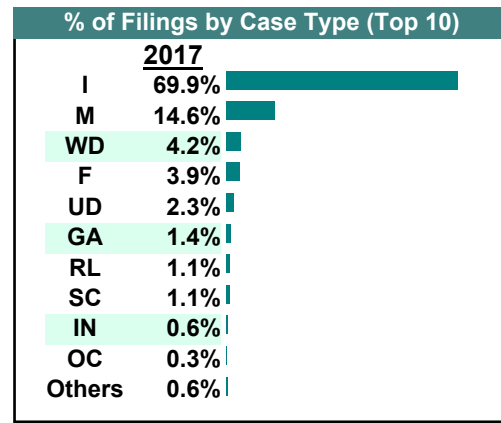
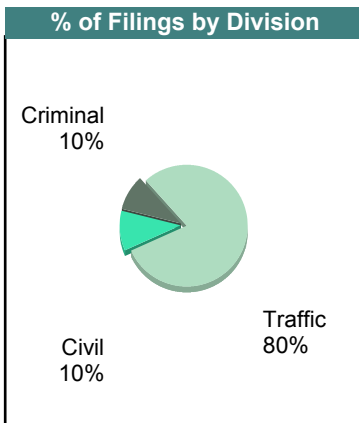
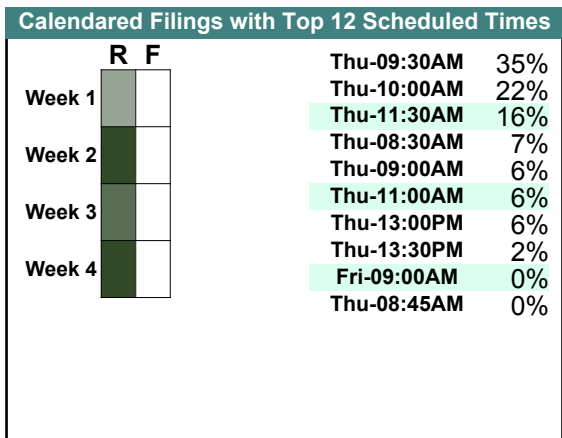
		<u>Filings</u>	<u>Hearings</u>	<u>Transactions</u>	<u>Concluded</u>	<u>Cont</u>
<u>Criminal</u>						
Capias	CA	4	7	7	6	1
Civil Violation	CV	0	1	1	0	1
Felony	F	5	30	30	8	22
Misdemeanor	M	58	94	95	14	81
Show Cause	SC	4	12	12	2	10
Criminal Total		71	144	145	30	115
<u>Traffic</u>						
Civil Violation	CV	0	1	1	1	-
Felony	F	0	1	1	0	1
Infraction	I	215	159	273	208	65
Misdemeanor	M	33	57	57	24	33
Show Cause	SC	0	3	3	2	1
Traffic Total		248	221	335	235	100
<u>Civil</u>						
Admin License	AL	1	0	1	1	-
Garnishment	GA	6	0	6	6	-
Impoundment	IM	1	0	1	1	-
Interrogatory	IN	0	1	1	0	1
Other	OT	2	0	2	2	-
Prelim Prot Order	PP	2	1	2	1	1
Petition-Restore Arms	PR	1	0	1	1	-
Unlawful Detainer	UD	6	9	13	7	6
Warrant in Debt	WD	23	25	29	20	9
Civil Total		42	36	56	39	17
Charlotte Totals		361	401	536	304	232



		<u>Filings</u>	<u>Hearings</u>	<u>Transactions</u>	<u>Concluded</u>	<u>Cont</u>
<u>Criminal</u>						
Capias	CA	3	6	6	1	5
Civil Violation	CV	0	2	2	0	2
Felony	F	16	49	49	17	32
Misdemeanor	M	39	84	84	38	46
Show Cause	SC	4	9	9	6	3
Criminal Total		62	150	150	62	88
<u>Traffic</u>						
Capias	CA	4	4	4	1	3
Civil Violation	CV	1	2	2	0	2
Felony	F	0	4	4	3	1
Infraction	I	261	244	359	270	89
Misdemeanor	M	50	102	102	65	37
Show Cause	SC	4	5	5	3	2
Traffic Total		320	361	476	342	134
<u>Civil</u>						
Admin License	AL	2	0	2	2	-
Garnishment	GA	1	0	1	1	-
Interrogatory	IN	6	2	6	4	2
Other	OT	1	0	1	1	-
Prelim Prot Order	PP	0	0	1	1	-
Restricted O/L	RL	1	0	1	1	-
Tenants Assertion	TA	0	1	1	1	-
Unlawful Detainer	UD	8	10	11	6	5
Warrant in Debt	WD	40	37	49	39	10
Civil Total		59	50	73	56	17
Charlotte Totals		441	561	699	460	239

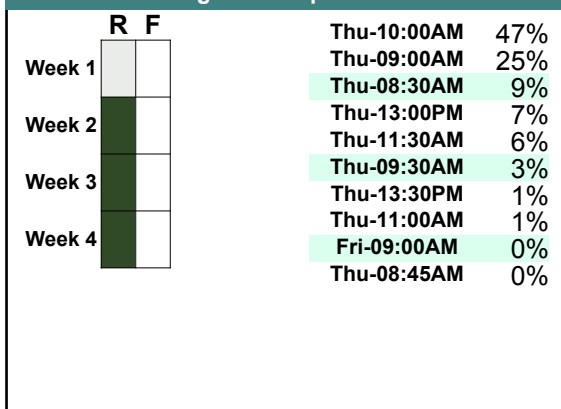


		<u>Filings</u>	<u>Hearings</u>	<u>Transactions</u>	<u>Concluded</u>	<u>Cont</u>
<u>Criminal</u>						
Felony	F	14	23	24	3	21
Misdemeanor	M	17	32	36	15	21
Show Cause	SC	3	6	6	1	5
Criminal Total		34	61	66	19	47
<u>Traffic</u>						
Capias	CA	0	2	2	1	1
Felony	F	0	2	2	0	2
Infraction	I	248	199	330	255	75
Misdemeanor	M	35	69	69	26	43
Show Cause	SC	1	2	2	0	2
Traffic Total		284	274	405	282	123
<u>Civil</u>						
Capias	CA	0	1	1	0	1
Garnishment	GA	5	0	5	5	-
Interrogatory	IN	2	1	3	2	1
Overweight	OC	1	2	2	0	2
Prelim Prot Order	PP	1	1	1	0	1
Restricted O/L	RL	4	0	4	4	-
Show Cause	SC	0	3	3	0	3
Tenants Assertion	TA	1	1	1	0	1
Unlawful Detainer	UD	8	7	10	7	3
Warrant in Debt	WD	15	11	18	12	6
Civil Total		37	27	48	30	18
Charlotte Totals		355	362	519	331	188

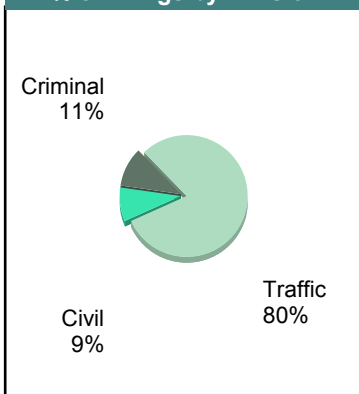


		<u>Filings</u>	<u>Hearings</u>	<u>Transactions</u>	<u>Concluded</u>	<u>Cont</u>
<u>Criminal</u>						
Capias	CA	1	4	4	1	3
Civil Violation	CV	0	2	2	0	2
Felony	F	14	33	33	8	25
Misdemeanor	M	20	44	44	13	31
Show Cause	SC	5	6	6	3	3
Criminal Total		40	89	89	25	64
<u>Traffic</u>						
Capias	CA	1	4	4	3	1
Felony	F	0	2	2	0	2
Infraction	I	257	191	294	197	97
Misdemeanor	M	42	61	65	29	36
Show Cause	SC	1	3	3	2	1
Traffic Total		301	261	368	231	137
<u>Civil</u>						
Capias	CA	2	1	2	1	1
Garnishment	GA	7	0	7	7	-
Interrogatory	IN	0	1	1	0	1
Overweight	OC	0	1	1	0	1
Other	OT	2	0	2	2	-
Protective Order	PO	0	0	1	1	-
Prelim Prot Order	PP	0	1	3	2	1
Show Cause	SC	1	3	4	1	3
Unlawful Detainer	UD	2	4	4	2	2
Warrant in Debt	WD	19	23	26	20	6
Civil Total		33	34	51	36	15
Charlotte Totals		374	384	508	292	216

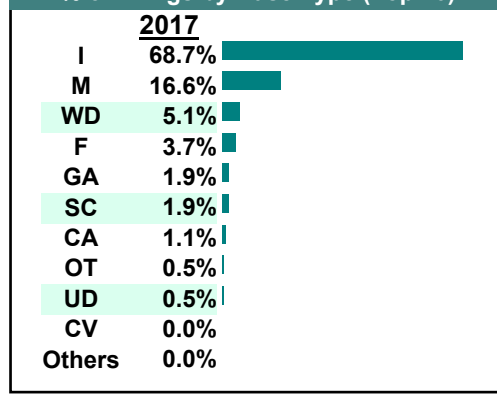
Calendared Filings with Top 12 Scheduled Times



% of Filings by Division



% of Filings by Case Type (Top 10)



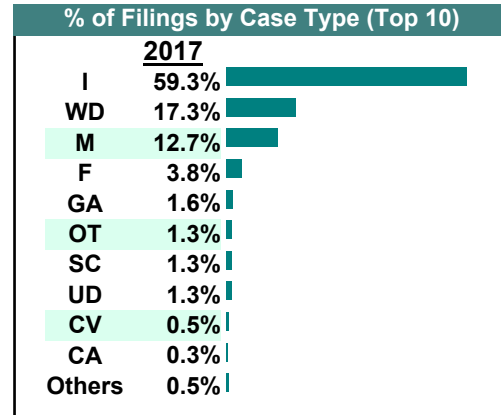
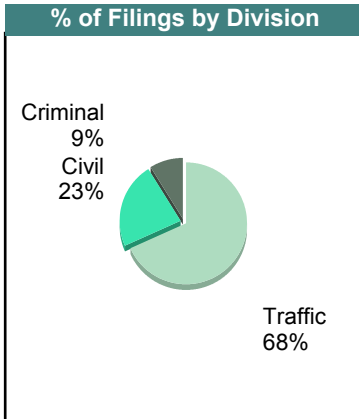
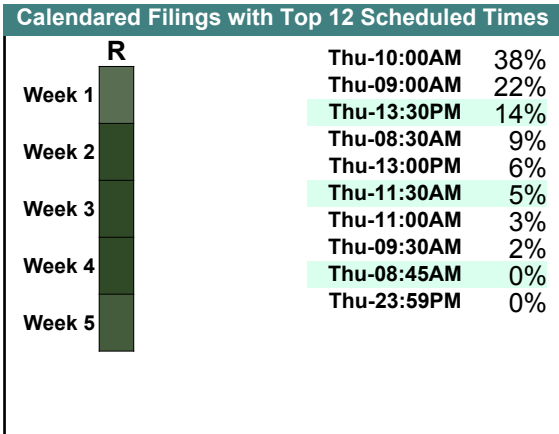
CASELOAD STATISTICS OF THE GENERAL DISTRICT COURTS

March 2017

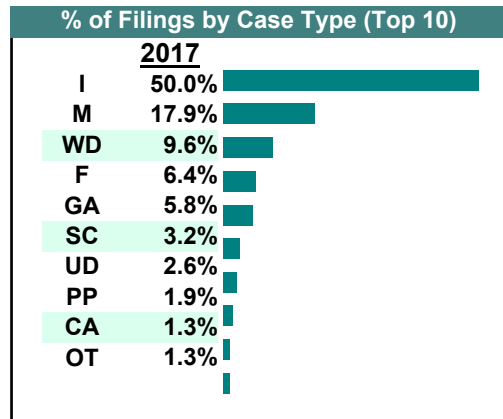
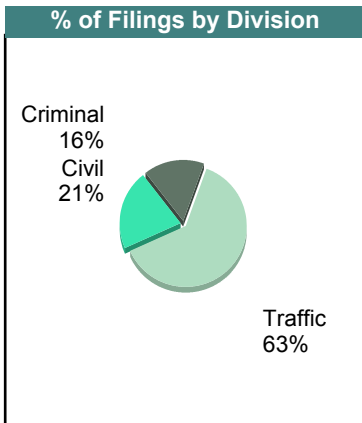
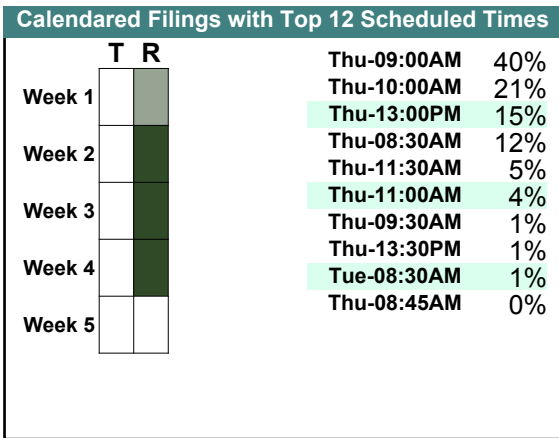
Charlotte

District: 10

		<u>Filings</u>	<u>Hearings</u>	<u>Transactions</u>	<u>Concluded</u>	<u>Cont</u>
<u>Criminal</u>						
Capias	CA	0	3	3	0	3
Civil Violation	CV	2	3	3	0	3
Felony	F	12	33	33	5	28
Misdemeanor	M	19	49	51	20	31
Show Cause	SC	1	3	3	1	2
Criminal Total		34	91	93	26	67
<u>Traffic</u>						
Capias	CA	1	4	4	0	4
Felony	F	2	3	3	0	3
Infraction	I	220	167	277	210	67
Misdemeanor	M	28	69	70	34	36
Show Cause	SC	2	4	4	0	4
Traffic Total		253	247	358	244	114
<u>Civil</u>						
Garnishment	GA	6	0	6	6	-
Interrogatory	IN	1	2	2	0	2
Overweight	OC	0	2	2	0	2
Other	OT	5	0	5	5	-
Protective Order	PO	0	0	2	2	-
Prelim Prot Order	PP	1	3	4	1	3
Show Cause	SC	2	3	3	0	3
Unlawful Detainer	UD	5	8	10	6	4
Warrant in Debt	WD	64	48	68	59	9
Civil Total		84	66	102	79	23
Charlotte Totals		371	404	553	349	204



		Filings	Hearings	Transactions	Concluded	Cont
<u>Criminal</u>						
Felony	F	9	25	25	10	15
Misdemeanor	M	14	27	29	12	17
Show Cause	SC	2	6	6	4	2
Criminal Total		25	58	60	26	34
<u>Traffic</u>						
Capias	CA	2	4	4	2	2
Felony	F	1	2	2	0	2
Infraction	I	78	112	148	117	31
Misdemeanor	M	14	54	54	27	27
Show Cause	SC	3	6	6	3	3
Traffic Total		98	178	214	149	65
<u>Civil</u>						
Garnishment	GA	9	0	9	9	-
Other	OT	2	0	2	2	-
Prelim Prot Order	PP	3	3	3	0	3
Unlawful Detainer	UD	4	7	10	6	4
Warrant in Debt	WD	15	16	20	14	6
Civil Total		33	26	44	31	13
Charlotte Totals		156	262	318	206	112



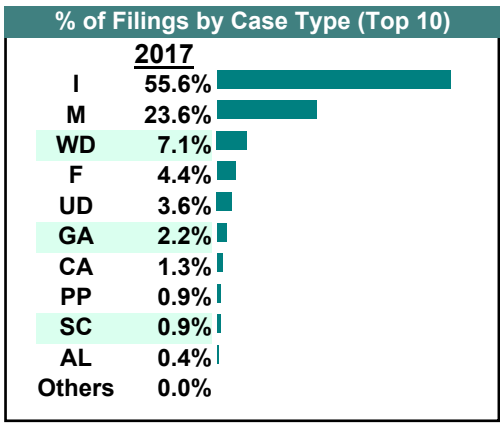
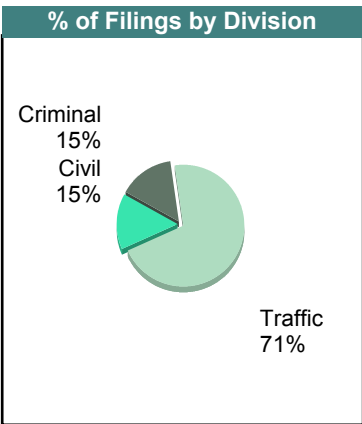
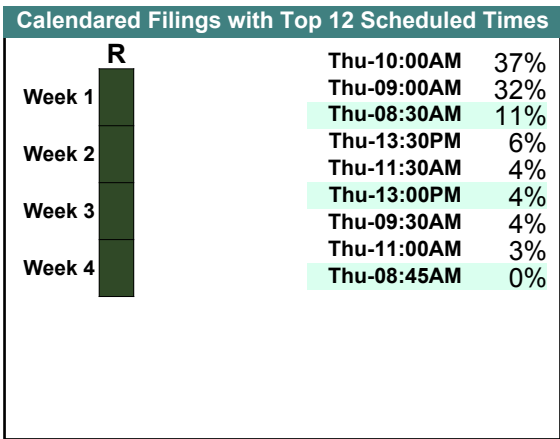
CASELOAD STATISTICS OF THE GENERAL DISTRICT COURTS

January 2017

Charlotte

District: 10

		<u>Filings</u>	<u>Hearings</u>	<u>Transactions</u>	<u>Concluded</u>	<u>Cont</u>
<u>Criminal</u>						
Capias	CA	1	5	5	4	1
Felony	F	10	29	29	12	17
Misdemeanor	M	21	49	50	20	30
Show Cause	SC	1	6	6	3	3
Criminal Total		33	89	90	39	51
<u>Traffic</u>						
Capias	CA	2	2	2	0	2
Infraction	I	125	151	200	150	50
Misdemeanor	M	32	67	75	44	31
Traffic Total		159	220	277	194	83
<u>Civil</u>						
Admin License	AL	1	0	1	1	-
Garnishment	GA	5	0	5	5	-
Interrogatory	IN	0	1	1	0	1
Overweight	OC	0	1	1	0	1
Prelim Prot Order	PP	2	1	3	2	1
Show Cause	SC	1	1	1	0	1
Unlawful Detainer	UD	8	7	11	6	5
Warrant in Debt	WD	16	13	18	17	1
Civil Total		33	24	41	31	10
Charlotte Totals		225	333	408	264	144



CASELOAD STATISTICS OF THE GENERAL DISTRICT COURTS


December 2017

Cumberland

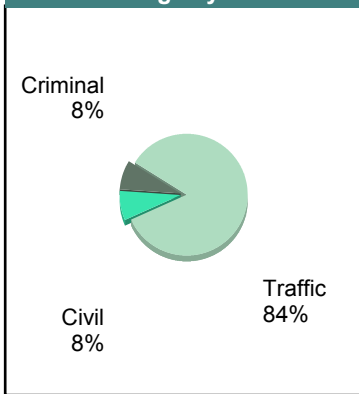
District: 10

		<u>Filings</u>	<u>Hearings</u>	<u>Transactions</u>	<u>Concluded</u>	<u>Cont</u>
<u>Criminal</u>						
Capias	CA	2	6	6	2	4
Civil Violation	CV	1	2	2	0	2
Felony	F	9	11	11	1	10
Misdemeanor	M	18	33	33	10	23
Show Cause	SC	1	3	3	1	2
Criminal Total		31	55	55	14	41
<u>Traffic</u>						
Capias	CA	0	1	1	0	1
Infraction	I	292	239	344	242	102
Misdemeanor	M	35	59	60	26	34
Show Cause	SC	3	8	8	2	6
Traffic Total		330	307	413	270	143
<u>Civil</u>						
Admin License	AL	1	0	1	1	-
Bond Forfeiture	BF	0	1	1	0	1
Counter Claim	CC	0	0	1	1	-
Garnishment	GA	4	1	4	3	1
Interrogatory	IN	0	0	1	1	-
Show Cause	SC	1	0	1	1	-
Unlawful Detainer	UD	3	4	5	4	1
Warrant in Debt	WD	21	20	23	18	5
Civil Total		30	26	37	29	8
Cumberland Totals		391	388	505	313	192

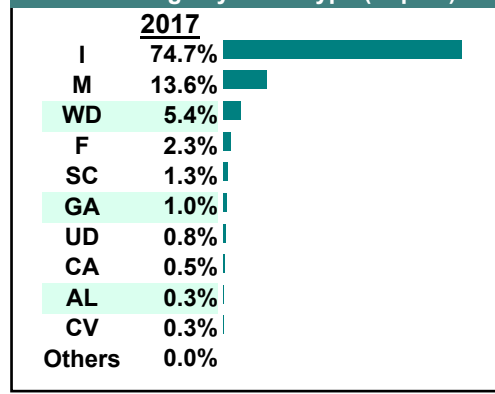
Calendared Filings with Top 12 Scheduled Times



% of Filings by Division



% of Filings by Case Type (Top 10)



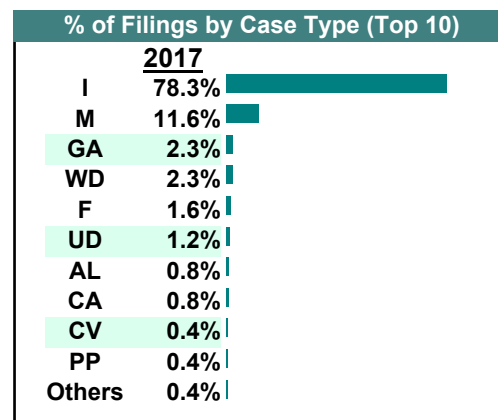
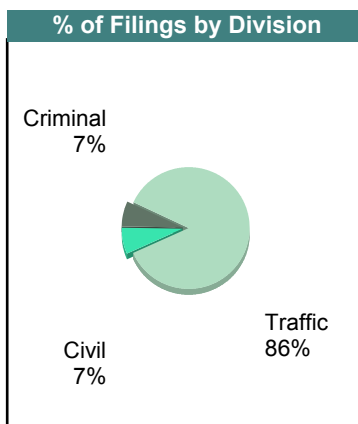
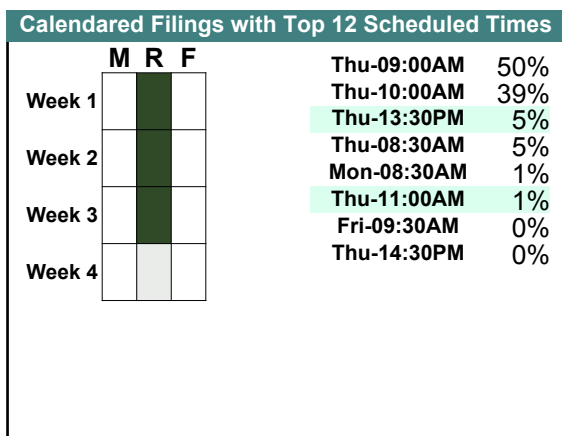
CASELOAD STATISTICS OF THE GENERAL DISTRICT COURTS

November 2017

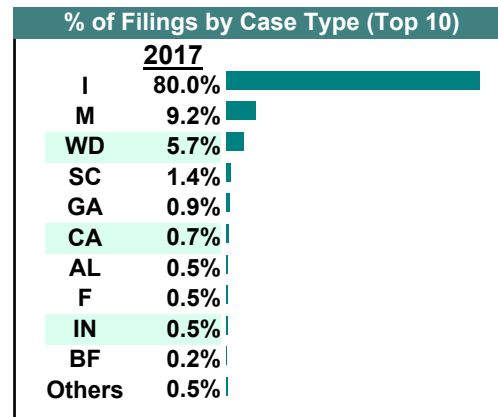
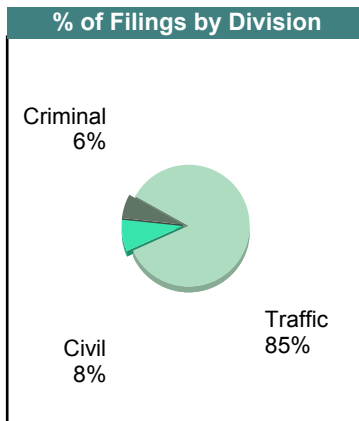
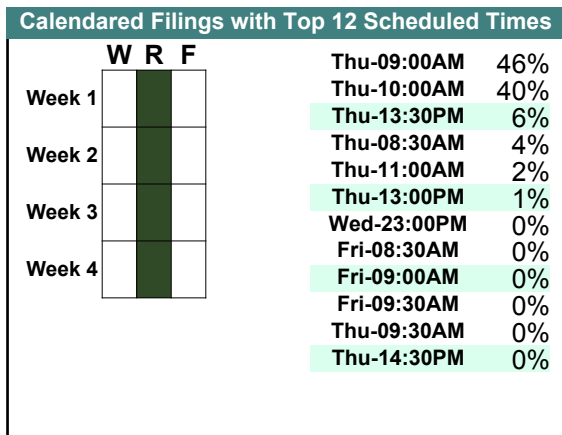
Cumberland

District: 10

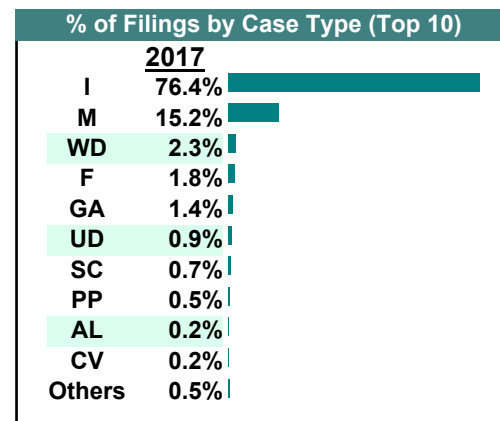
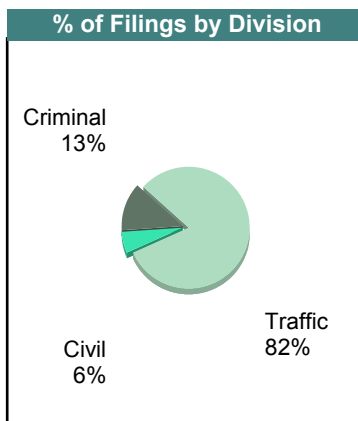
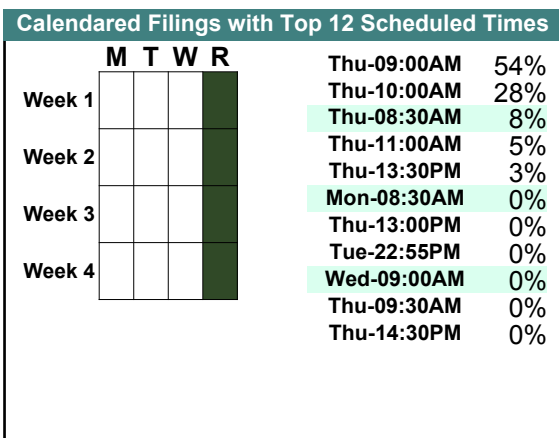
		Filings	Hearings	Transactions	Concluded	Cont
<u>Criminal</u>						
Capias	CA	1	2	2	0	2
Civil Violation	CV	1	1	1	0	1
Felony	F	4	16	16	9	7
Misdemeanor	M	10	39	39	18	21
Show Cause	SC	1	3	3	0	3
Criminal Total		17	61	61	27	34
<u>Traffic</u>						
Capias	CA	1	1	1	0	1
Infraction	I	202	224	305	227	78
Misdemeanor	M	20	45	46	15	31
Show Cause	SC	0	3	3	0	3
Traffic Total		223	273	355	242	113
<u>Civil</u>						
Admin License	AL	2	1	2	1	-
Counter Claim	CC	0	1	1	0	1
Garnishment	GA	6	0	6	6	-
Prelim Prot Order	PP	1	2	3	1	1
Unlawful Detainer	UD	3	5	6	3	3
Warrant in Debt	WD	6	8	10	7	3
Civil Total		18	17	28	18	8
Cumberland Totals		258	351	444	287	155



		Filings	Hearings	Transactions	Concluded	Cont
<u>Criminal</u>						
Capias	CA	3	5	5	2	3
Felony	F	2	8	8	0	8
Misdemeanor	M	20	65	66	39	27
Show Cause	SC	2	5	5	2	2
Criminal Total		27	83	84	43	40
<u>Traffic</u>						
Capias	CA	0	1	1	0	1
Infraction	I	339	317	438	338	99
Misdemeanor	M	19	62	63	27	36
Show Cause	SC	4	12	12	6	6
Traffic Total		362	392	514	371	142
<u>Civil</u>						
Admin License	AL	2	1	2	1	-
Bond Forfeiture	BF	1	0	1	1	-
Counter Claim	CC	0	1	1	0	1
Garnishment	GA	4	0	5	5	-
Interrogatory	IN	2	1	2	1	1
Protective Order	PO	1	0	1	1	-
Prelim Prot Order	PP	0	0	2	2	-
Unlawful Detainer	UD	1	2	2	0	2
Warrant in Debt	WD	24	19	32	27	5
Civil Total		35	24	48	38	9
Cumberland Totals		424	499	646	452	191



		<u>Filings</u>	<u>Hearings</u>	<u>Transactions</u>	<u>Concluded</u>	<u>Cont</u>
<u>Criminal</u>						
Capias	CA	0	4	4	2	2
Civil Violation	CV	1	1	1	0	1
Felony	F	8	52	52	31	21
Misdemeanor	M	45	106	114	47	67
Show Cause	SC	2	8	8	3	5
Criminal Total		56	171	179	83	96
<u>Traffic</u>						
Capias	CA	0	2	2	0	2
Infraction	I	337	259	410	318	92
Misdemeanor	M	22	77	77	35	42
Show Cause	SC	1	8	8	2	6
Traffic Total		360	346	497	355	142
<u>Civil</u>						
Admin License	AL	1	1	1	0	-
Bond Forfeiture	BF	0	2	2	0	2
Counter Claim	CC	0	1	1	0	1
Garnishment	GA	6	1	6	5	1
Impoundment	IM	1	0	1	1	-
Protective Order	PO	1	1	1	0	-
Prelim Prot Order	PP	2	3	3	0	2
Unlawful Detainer	UD	4	4	5	4	1
Warrant in Debt	WD	10	10	14	9	5
Civil Total		25	23	34	19	12
Cumberland Totals		441	540	710	457	250



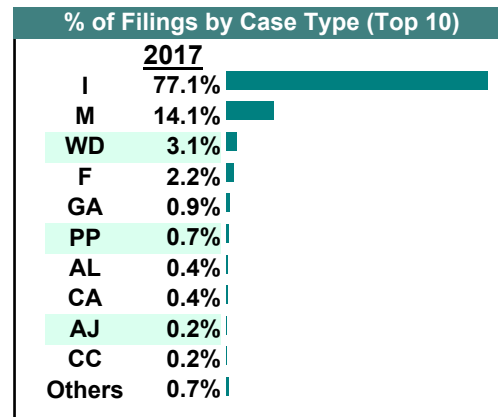
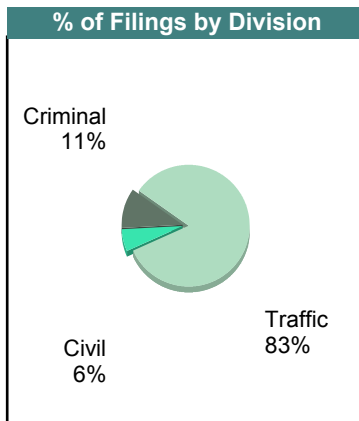
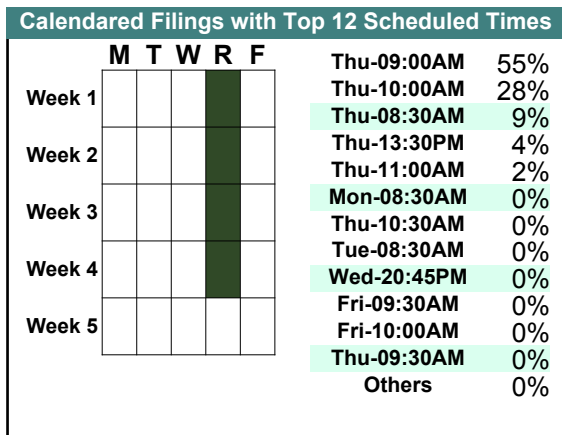
CASELOAD STATISTICS OF THE GENERAL DISTRICT COURTS

August 2017

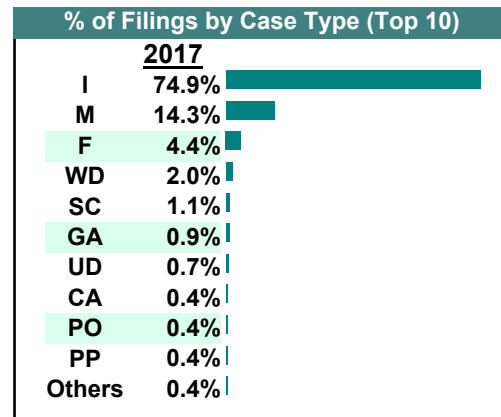
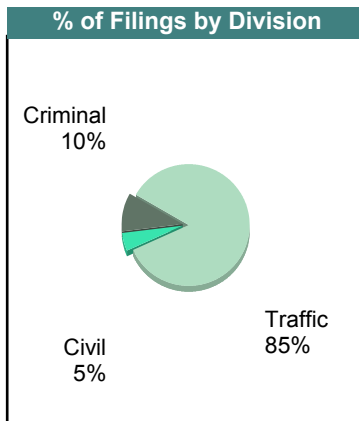
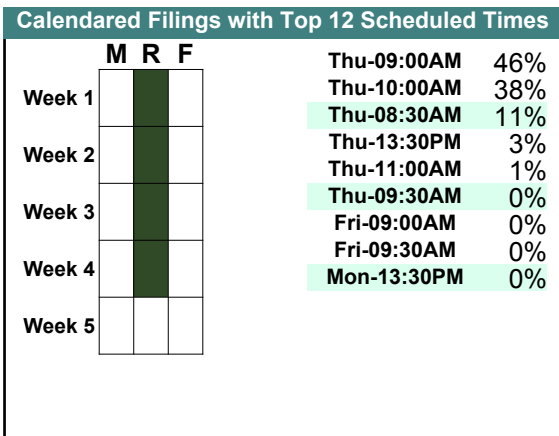
Cumberland

District: 10

		<u>Filings</u>	<u>Hearings</u>	<u>Transactions</u>	<u>Concluded</u>	<u>Cont</u>
<u>Criminal</u>						
Capias	CA	2	3	3	0	3
Civil Violation	CV	0	1	1	1	-
Felony	F	10	21	21	8	13
Misdemeanor	M	36	63	71	28	43
Show Cause	SC	0	3	3	0	3
Criminal Total		48	91	99	37	62
<u>Traffic</u>						
Felony	F	0	2	2	2	-
Infraction	I	350	291	444	328	116
Misdemeanor	M	28	72	72	27	45
Show Cause	SC	1	7	7	0	7
Traffic Total		379	372	525	357	168
<u>Civil</u>						
Abstract	AJ	1	0	1	1	-
Admin License	AL	2	1	2	1	-
Counter Claim	CC	1	1	1	0	1
Garnishment	GA	4	0	6	6	-
Protective Order	PO	1	0	1	1	-
Prelim Prot Order	PP	3	2	4	2	2
Unlawful Detainer	UD	1	3	3	1	2
Warrant in Debt	WD	14	19	23	19	4
Civil Total		27	26	41	31	9
Cumberland Totals		454	489	665	425	239



		<u>Filings</u>	<u>Hearings</u>	<u>Transactions</u>	<u>Concluded</u>	<u>Cont</u>
<u>Criminal</u>						
Capias	CA	2	6	6	3	3
Civil Violation	CV	1	2	2	0	2
Felony	F	18	31	31	3	28
Misdemeanor	M	24	76	77	34	43
Show Cause	SC	2	5	5	1	4
Criminal Total		47	120	121	41	80
<u>Traffic</u>						
Capias	CA	0	1	1	1	-
Felony	F	2	4	4	0	4
Infraction	I	340	314	451	339	112
Misdemeanor	M	41	94	95	29	66
Show Cause	SC	3	10	10	3	7
Traffic Total		386	423	561	372	189
<u>Civil</u>						
Bond Forfeiture	BF	1	1	1	0	1
Garnishment	GA	4	2	4	2	2
Protective Order	PO	2	0	2	2	-
Prelim Prot Order	PP	2	1	2	1	1
Unlawful Detainer	UD	3	3	4	3	1
Warrant in Debt	WD	9	14	17	11	6
Civil Total		21	21	30	19	11
Cumberland Totals		454	564	712	432	280



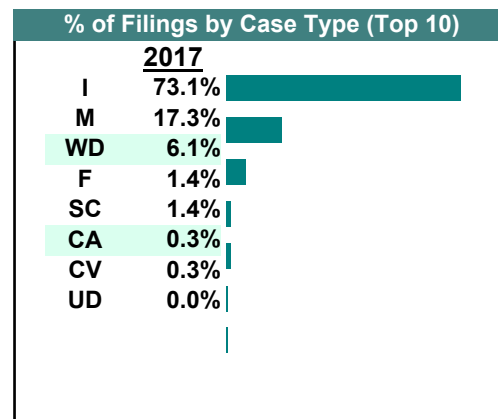
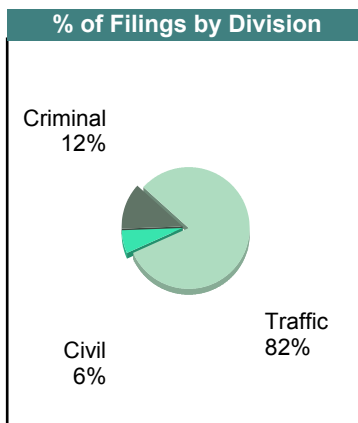
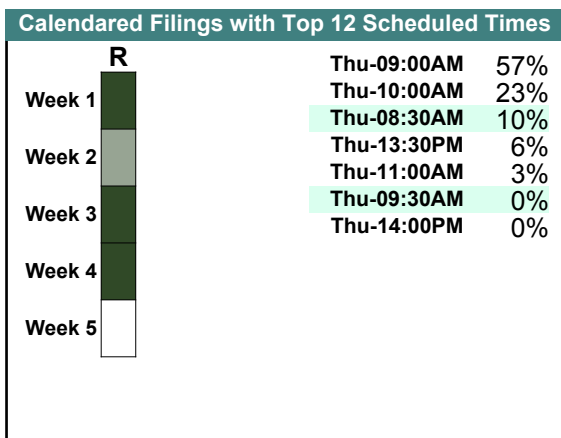
CASELOAD STATISTICS OF THE GENERAL DISTRICT COURTS

June 2017

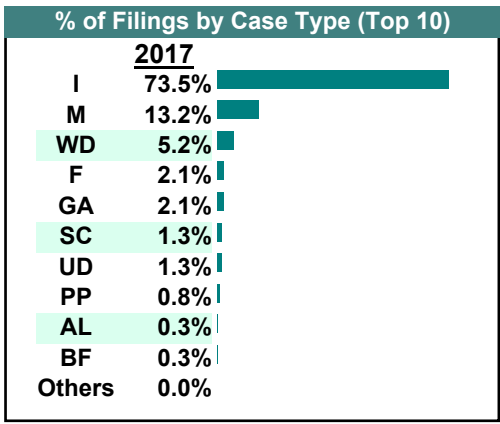
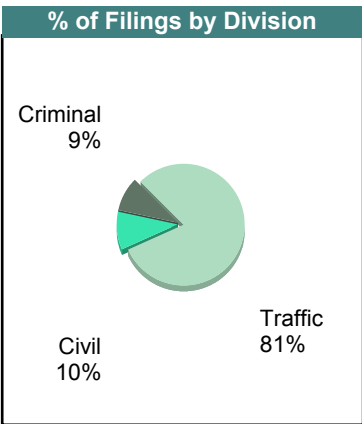
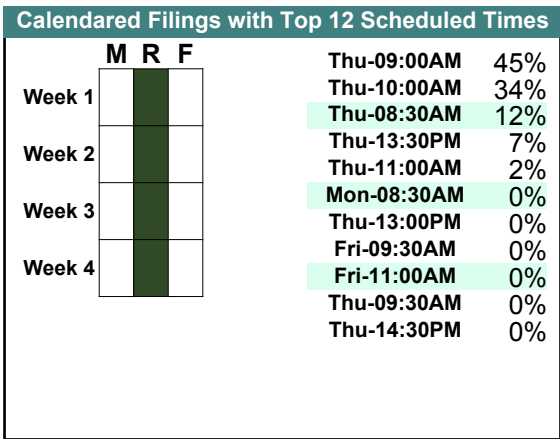
Cumberland

District: 10

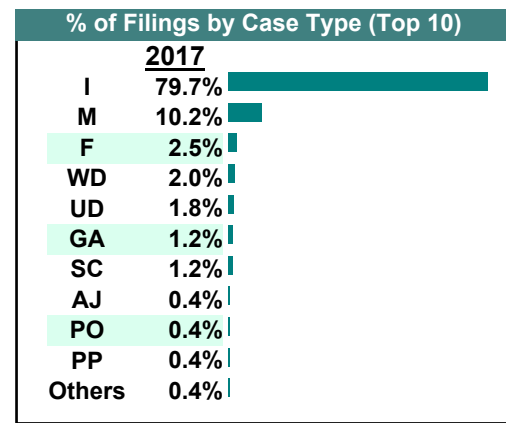
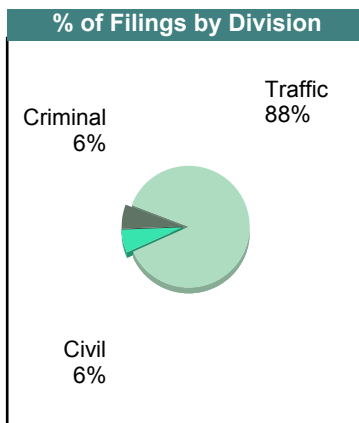
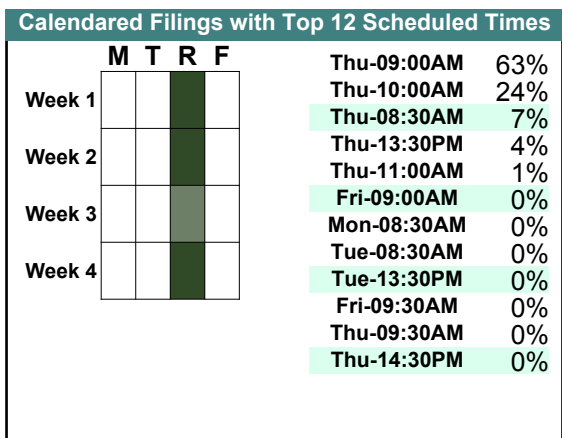
		<u>Filings</u>	<u>Hearings</u>	<u>Transactions</u>	<u>Concluded</u>	<u>Cont</u>
<u>Criminal</u>						
Capias	CA	1	1	1	0	1
Civil Violation	CV	1	2	2	1	1
Felony	F	4	9	9	4	5
Misdemeanor	M	28	54	57	20	37
Show Cause	SC	2	3	3	0	3
Criminal Total		36	69	72	25	47
<u>Traffic</u>						
Capias	CA	0	1	1	0	1
Infraction	I	215	206	321	233	88
Misdemeanor	M	23	64	65	22	43
Show Cause	SC	2	9	9	3	6
Traffic Total		240	280	396	258	138
<u>Civil</u>						
Unlawful Detainer	UD	0	2	3	3	-
Warrant in Debt	WD	18	18	20	7	13
Civil Total		18	20	23	10	13
Cumberland Totals		294	369	491	293	198



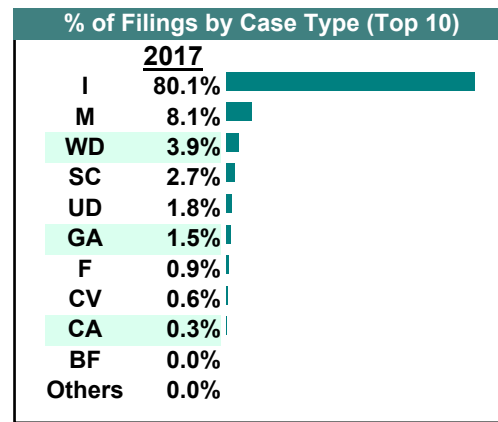
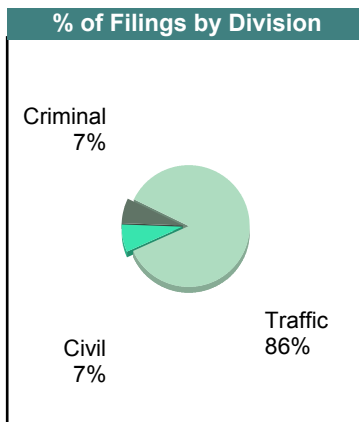
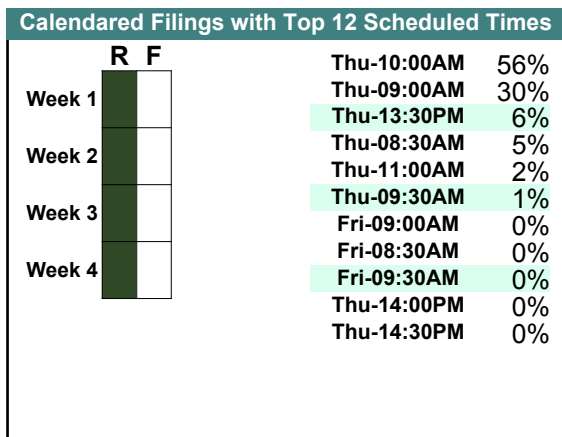
		<u>Filings</u>	<u>Hearings</u>	<u>Transactions</u>	<u>Concluded</u>	<u>Cont</u>
<u>Criminal</u>						
Capias	CA	0	1	1	0	1
Felony	F	8	19	19	2	17
Misdemeanor	M	28	56	61	18	43
Show Cause	SC	0	4	4	2	2
Criminal Total		36	80	85	22	63
<u>Traffic</u>						
Capias	CA	0	2	2	0	2
Felony	F	0	1	1	1	-
Infraction	I	283	275	388	293	95
Misdemeanor	M	23	64	64	28	36
Show Cause	SC	5	15	15	5	10
Traffic Total		311	357	470	327	143
<u>Civil</u>						
Admin License	AL	1	0	1	1	-
Bond Forfeiture	BF	1	1	2	2	-
Garnishment	GA	8	0	8	8	-
Prelim Prot Order	PP	3	0	3	3	-
Unlawful Detainer	UD	5	7	7	4	3
Warrant in Debt	WD	20	27	32	30	2
Civil Total		38	35	53	48	5
Cumberland Totals		385	472	608	397	211



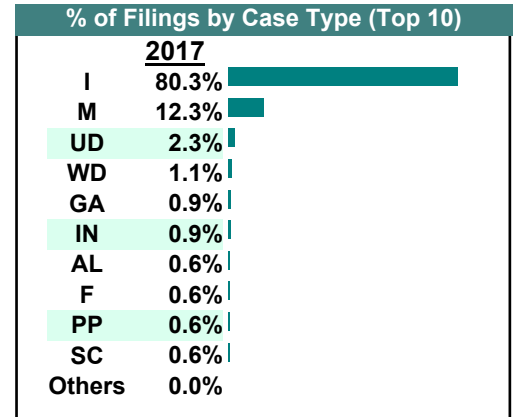
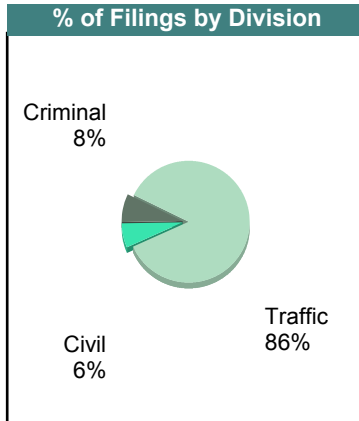
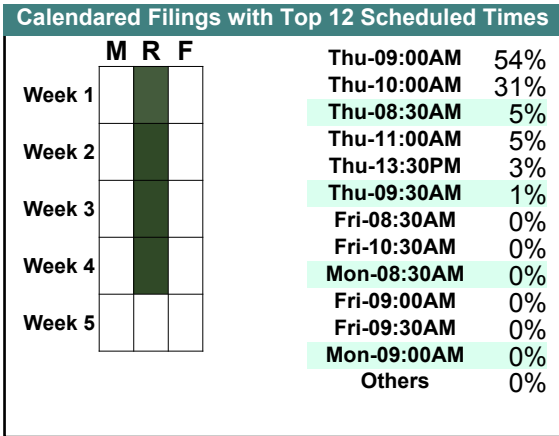
		<u>Filings</u>	<u>Hearings</u>	<u>Transactions</u>	<u>Concluded</u>	<u>Cont</u>
<u>Criminal</u>						
Capias	CA	1	1	1	1	-
Felony	F	13	17	17	2	15
Misdemeanor	M	17	47	48	18	30
Show Cause	SC	4	11	11	6	5
Criminal Total		35	76	77	27	50
<u>Traffic</u>						
Felony	F	1	1	1	0	1
Infraction	I	447	377	598	445	153
Misdemeanor	M	40	91	91	29	62
Show Cause	SC	3	5	5	0	5
Traffic Total		491	474	695	474	221
<u>Civil</u>						
Abstract	AJ	2	0	2	2	-
Admin License	AL	1	1	1	0	-
Garnishment	GA	7	0	8	8	-
Interrogatory	IN	0	0	3	3	-
Protective Order	PO	2	1	2	1	-
Prelim Prot Order	PP	2	2	3	1	-
Unlawful Detainer	UD	10	9	10	7	3
Warrant in Debt	WD	11	16	23	15	8
Civil Total		35	29	52	37	11
Cumberland Totals		561	579	824	538	282



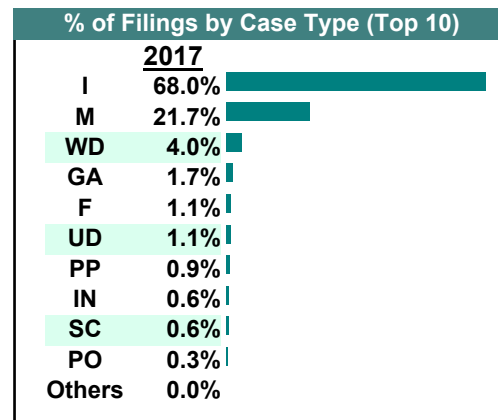
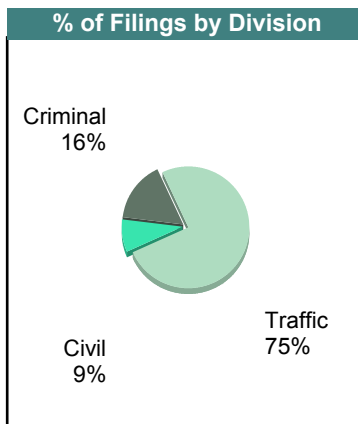
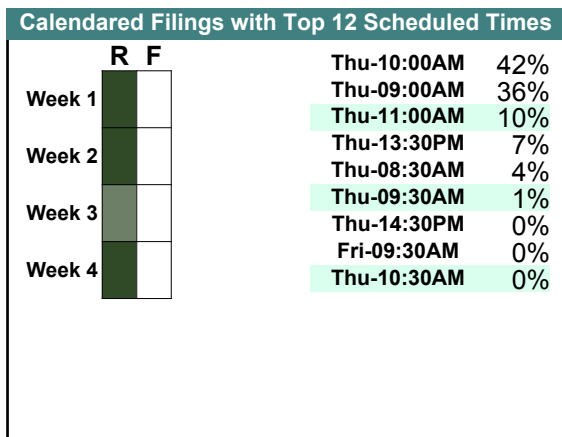
		Filings	Hearings	Transactions	Concluded	Cont
<u>Criminal</u>						
Capias	CA	0	1	1	0	1
Civil Violation	CV	2	2	2	0	2
Felony	F	3	8	8	3	5
Misdemeanor	M	12	31	32	6	26
Show Cause	SC	5	12	12	5	7
Criminal Total		22	54	55	14	41
<u>Traffic</u>						
Capias	CA	1	2	2	1	1
Felony	F	0	1	1	1	-
Infraction	I	266	256	359	267	92
Misdemeanor	M	15	48	48	21	27
Show Cause	SC	4	7	7	2	5
Traffic Total		286	314	417	292	125
<u>Civil</u>						
Bond Forfeiture	BF	0	1	1	0	1
Garnishment	GA	5	1	5	4	1
Interrogatory	IN	0	0	1	1	-
Unlawful Detainer	UD	6	5	6	6	-
Warrant in Debt	WD	13	16	22	11	11
Civil Total		24	23	35	22	13
Cumberland Totals		332	391	507	328	179



		Filings	Hearings	Transactions	Concluded	Cont
<u>Criminal</u>						
Felony	F	2	22	22	20	2
Misdemeanor	M	24	58	59	36	23
Show Cause	SC	1	6	6	2	4
Criminal Total		27	86	87	58	29
<u>Traffic</u>						
Capias	CA	0	2	2	1	1
Infraction	I	281	255	394	281	113
Misdemeanor	M	19	52	52	12	40
Show Cause	SC	1	5	5	3	2
Traffic Total		301	314	453	297	156
<u>Civil</u>						
Admin License	AL	2	0	2	2	-
Garnishment	GA	3	0	4	4	-
Interrogatory	IN	3	2	4	2	2
Prelim Prot Order	PP	2	1	4	3	1
Unlawful Detainer	UD	8	7	9	7	1
Warrant in Debt	WD	4	9	11	3	8
Civil Total		22	19	34	21	12
Cumberland Totals		350	419	574	376	197



		<u>Filings</u>	<u>Hearings</u>	<u>Transactions</u>	<u>Concluded</u>	<u>Cont</u>
<u>Criminal</u>						
Capias	CA	0	5	5	2	3
Felony	F	4	20	20	11	9
Misdemeanor	M	53	87	90	37	52
Show Cause	SC	0	5	5	2	3
Criminal Total		57	117	120	52	67
<u>Traffic</u>						
Capias	CA	0	1	1	0	1
Felony	F	0	4	4	2	2
Infraction	I	238	231	337	253	84
Misdemeanor	M	23	62	62	22	40
Show Cause	SC	2	7	7	4	3
Traffic Total		263	305	411	281	130
<u>Civil</u>						
Garnishment	GA	6	0	6	6	-
Interrogatory	IN	2	2	2	0	2
Protective Order	PO	1	0	1	1	-
Prelim Prot Order	PP	3	2	4	2	2
Unlawful Detainer	UD	4	6	6	5	1
Warrant in Debt	WD	14	15	23	12	11
Civil Total		30	25	42	26	16
Cumberland Totals		350	447	573	359	213

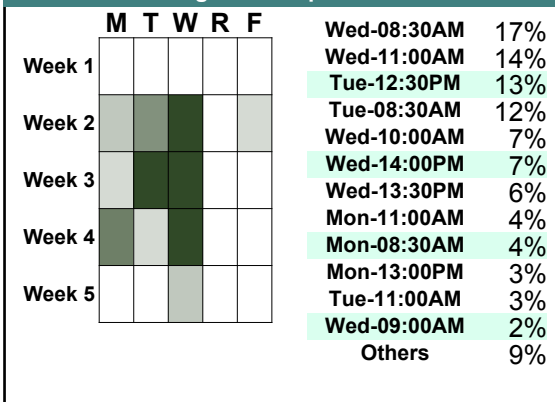


CASELOAD STATISTICS OF THE GENERAL DISTRICT COURTS

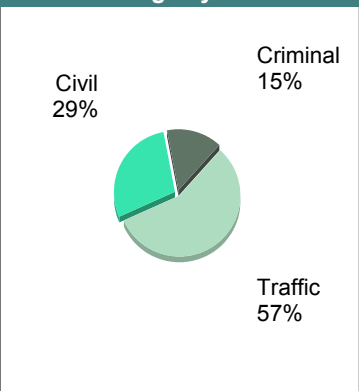
December 2017

		<u>Filings</u>	<u>Hearings</u>	<u>Transactions</u>	<u>Concluded</u>	<u>Cont</u>
<u>Criminal</u>						
Capias	CA	10	26	26	8	18
Civil Violation	CV	2	3	3	0	3
Felony	F	31	91	91	20	71
Misdemeanor	M	86	192	192	64	128
Motion	MO	4	4	4	4	-
Show Cause	SC	19	43	43	16	27
Criminal Total		152	359	359	112	247
<u>Traffic</u>						
Capias	CA	2	6	6	4	2
Felony	F	2	4	4	0	4
Infraction	I	479	432	580	474	104
Misdemeanor	M	92	178	178	76	102
Restricted O/L	RL	1	2	2	1	1
Show Cause	SC	6	14	14	7	7
Traffic Total		582	636	784	562	220
<u>Civil</u>						
Abstract	AJ	1	0	1	1	-
Admin License	AL	12	0	12	12	-
Bond Forfeiture	BF	1	2	2	0	2
Detinue	DT	1	1	1	1	-
Garnishment	GA	102	2	103	101	1
Interrogatory	IN	3	0	3	3	-
Overweight	OC	1	1	1	0	1
Other	OT	1	1	1	0	1
Protective Order	PO	8	2	10	8	2
Prelim Prot Order	PP	8	3	9	6	2
Unlawful Detainer	UD	11	10	19	16	3
Warrant in Debt	WD	145	135	177	148	28
Civil Total		294	157	339	296	40
Halifax Totals		1,028	1,152	1,482	970	507

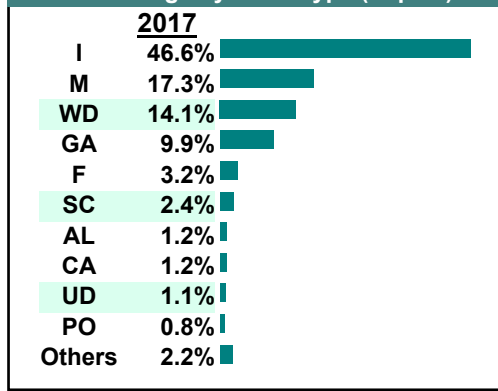
Calendared Filings with Top 12 Scheduled Times



% of Filings by Division



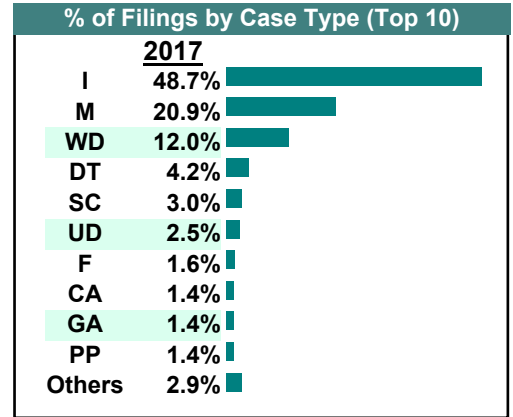
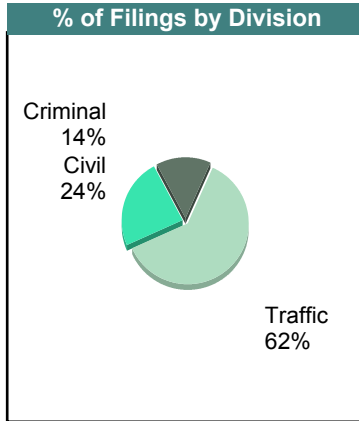
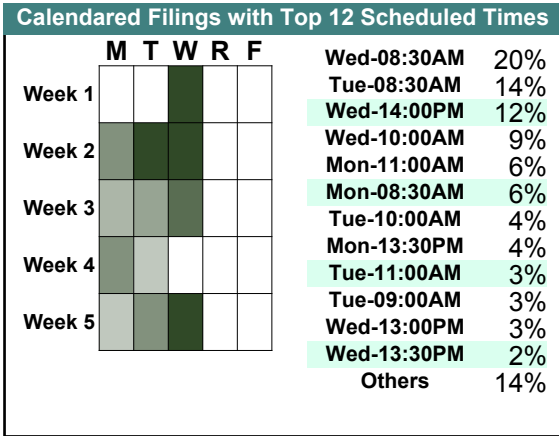
% of Filings by Case Type (Top 10)



CASELOAD STATISTICS OF THE GENERAL DISTRICT COURTS

November 2017


		<u>Filings</u>	<u>Hearings</u>	<u>Transactions</u>	<u>Concluded</u>	<u>Cont</u>
<u>Criminal</u>						
Capias	CA	7	17	17	10	7
Civil Violation	CV	2	4	4	2	2
Felony	F	16	67	67	20	47
Misdemeanor	M	95	296	300	142	158
Motion	MO	2	2	2	2	-
Show Cause	SC	22	53	53	29	24
Criminal Total		144	439	443	205	238
<u>Traffic</u>						
Capias	CA	7	17	17	10	7
Felony	F	0	1	1	1	-
Infraction	I	487	433	608	504	104
Misdemeanor	M	114	211	211	107	104
Motion	MO	3	3	3	3	-
Show Cause	SC	5	19	19	9	10
Traffic Total		616	684	859	634	225
<u>Civil</u>						
Abstract	AJ	2	0	2	2	-
Admin License	AL	9	0	9	9	-
Bond Forfeiture	BF	1	2	4	2	2
Detinue	DT	42	31	47	35	12
Garnishment	GA	14	1	14	13	1
Impoundment	IM	2	2	2	0	-
Interrogatory	IN	5	4	10	6	4
Protective Order	PO	3	3	4	1	3
Prelim Prot Order	PP	14	4	15	11	4
Show Cause	SC	3	1	3	2	1
Unlawful Detainer	UD	25	19	32	22	10
Warrant in Debt	WD	120	94	129	92	37
Civil Total		240	161	271	195	74
Halifax Totals		1,000	1,284	1,573	1,034	537



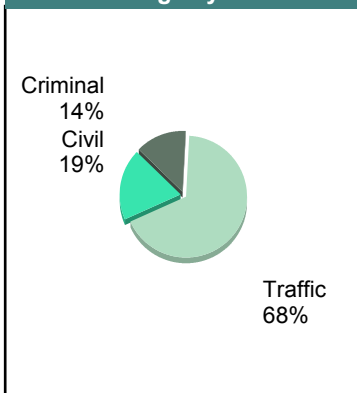
October 2017

		<u>Filings</u>	<u>Hearings</u>	<u>Transactions</u>	<u>Concluded</u>	<u>Cont</u>
<u>Criminal</u>						
Capias	CA	5	13	13	5	8
Felony	F	13	75	75	21	54
Misdemeanor	M	89	233	233	89	144
Motion	MO	1	1	1	1	-
Show Cause	SC	22	41	41	19	22
Criminal Total		130	363	363	135	228
<u>Traffic</u>						
Capias	CA	4	16	16	2	14
Felony	F	1	2	2	0	2
Infraction	I	536	522	697	543	154
Misdemeanor	M	96	200	200	102	98
Restricted O/L	RL	3	3	3	3	-
Show Cause	SC	8	20	20	7	13
Traffic Total		648	763	938	657	281
<u>Civil</u>						
Admin License	AL	3	0	3	3	-
Bond Forfeiture	BF	2	3	3	0	3
Detinue	DT	15	15	21	16	5
Garnishment	GA	18	1	19	18	1
Impoundment	IM	2	1	2	1	-
Interrogatory	IN	0	2	2	0	2
Protective Order	PO	5	0	5	5	-
Prelim Prot Order	PP	5	0	5	5	-
Petition-Restore Arms	PR	1	0	1	1	-
Unlawful Detainer	UD	17	14	23	17	6
Warrant in Debt	WD	113	109	139	109	30
Civil Total		181	145	223	175	47
Halifax Totals		959	1,271	1,524	967	556

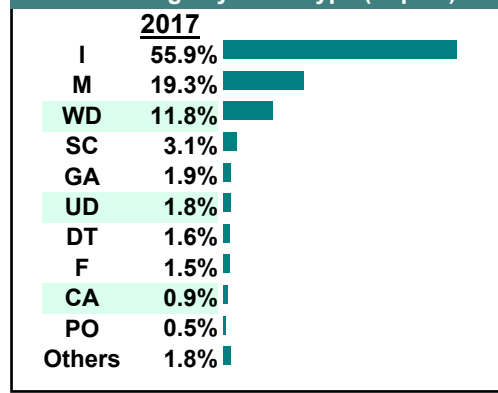
Calendared Filings with Top 12 Scheduled Times



% of Filings by Division



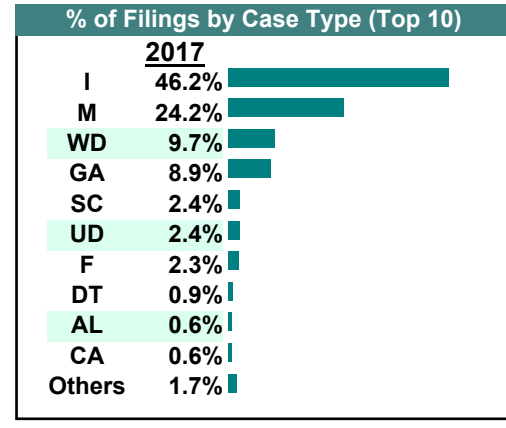
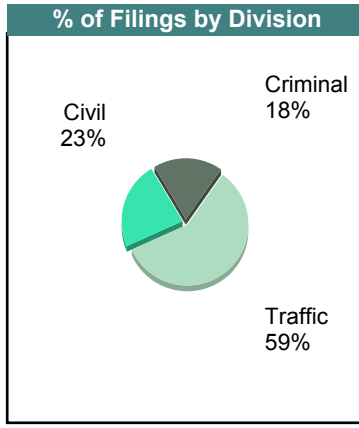
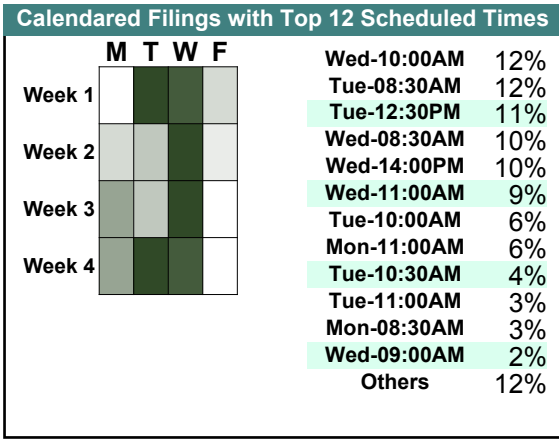
% of Filings by Case Type (Top 10)



CASELOAD STATISTICS OF THE GENERAL DISTRICT COURTS

September 2017

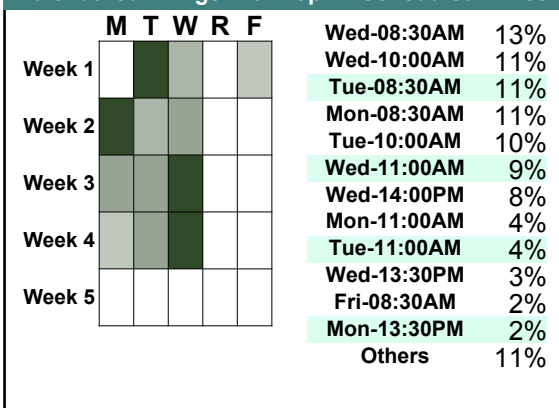
		<u>Filings</u>	<u>Hearings</u>	<u>Transactions</u>	<u>Concluded</u>	<u>Cont</u>
<u>Criminal</u>						
Capias	CA	2	11	11	4	7
Civil Violation	CV	3	5	5	4	1
Felony	F	25	102	102	25	77
Misdemeanor	M	147	305	309	117	192
Motion	MO	3	3	3	3	-
Show Cause	SC	18	35	35	10	25
Criminal Total		198	461	465	163	302
<u>Traffic</u>						
Capias	CA	5	10	10	7	3
Infraction	I	504	451	616	510	106
Misdemeanor	M	117	231	231	136	95
Restricted O/L	RL	6	6	6	6	-
Show Cause	SC	8	18	18	9	9
Traffic Total		640	716	881	668	213
<u>Civil</u>						
Admin License	AL	7	0	7	7	-
Bond Forfeiture	BF	2	2	3	1	2
Detinue	DT	10	8	11	11	-
Garnishment	GA	97	0	98	98	-
Impoundment	IM	1	1	1	0	-
Protective Order	PO	1	0	3	3	-
Prelim Prot Order	PP	3	0	5	5	-
Petition-Restore Arms	PR	0	0	1	1	-
Unlawful Detainer	UD	26	20	31	24	7
Warrant in Debt	WD	106	107	129	109	20
Civil Total		253	138	289	259	29
Halifax Totals		1,091	1,315	1,635	1,090	544



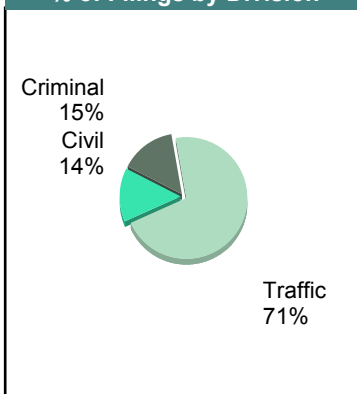
August 2017

		<u>Filings</u>	<u>Hearings</u>	<u>Transactions</u>	<u>Concluded</u>	<u>Cont</u>
<u>Criminal</u>						
Capias	CA	11	26	26	12	14
Civil Violation	CV	5	5	5	3	2
Felony	F	25	91	91	25	66
Misdemeanor	M	127	258	259	103	156
Motion	MO	4	4	4	4	-
Show Cause	SC	13	42	42	19	23
Criminal Total		185	426	427	166	261
<u>Traffic</u>						
Capias	CA	6	14	14	5	9
Felony	F	0	2	2	1	1
Infraction	I	738	601	857	702	155
Misdemeanor	M	134	244	245	139	106
Restricted O/L	RL	1	1	1	1	-
Show Cause	SC	8	20	20	8	12
Traffic Total		887	882	1,139	856	283
<u>Civil</u>						
Abstract	AJ	2	0	2	2	-
Bond Forfeiture	BF	1	1	2	1	1
Detinue	DT	29	21	30	24	6
Garnishment	GA	27	1	28	27	1
Impoundment	IM	1	1	1	0	-
Interrogatory	IN	5	4	11	7	4
Protective Order	PO	7	3	9	6	3
Prelim Prot Order	PP	0	2	4	2	2
Show Cause	SC	1	0	12	12	-
Unlawful Detainer	UD	24	17	27	22	5
Warrant in Debt	WD	78	81	89	70	19
Civil Total		175	131	215	173	41
Halifax Totals		1,247	1,439	1,781	1,195	585

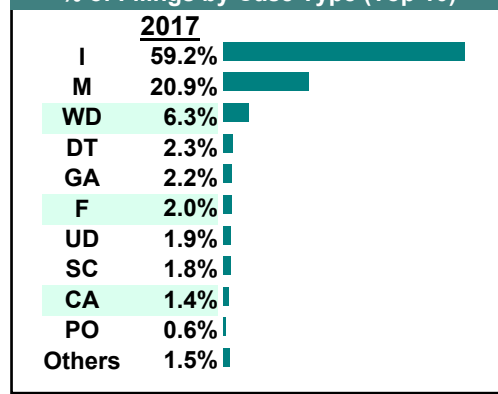
Calendared Filings with Top 12 Scheduled Times



% of Filings by Division



% of Filings by Case Type (Top 10)



CASELOAD STATISTICS OF THE GENERAL DISTRICT COURTS

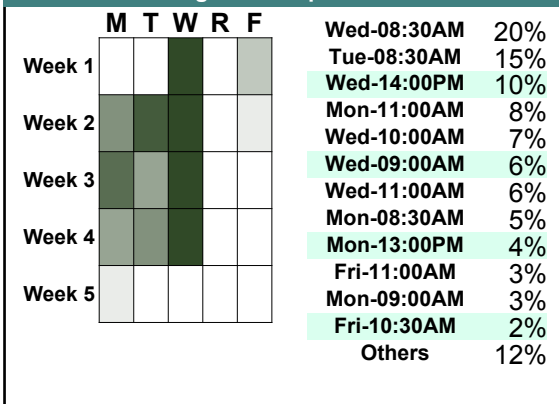
July 2017

Halifax

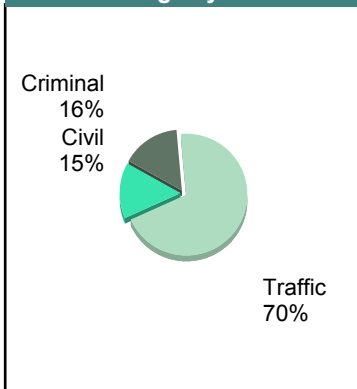
District: 10

		<u>Filings</u>	<u>Hearings</u>	<u>Transactions</u>	<u>Concluded</u>	<u>Cont</u>
<u>Criminal</u>						
Capias	CA	6	23	23	8	15
Civil Violation	CV	0	1	1	1	-
Felony	F	25	74	74	17	57
Misdemeanor	M	69	185	189	70	119
Motion	MO	2	2	2	2	-
Show Cause	SC	21	42	42	17	24
Criminal Total		123	327	331	115	215
<u>Traffic</u>						
Capias	CA	7	12	12	3	9
Felony	F	1	1	1	0	1
Infraction	I	443	426	571	487	84
Misdemeanor	M	94	180	180	85	95
Restricted O/L	RL	2	2	2	2	-
Show Cause	SC	2	12	12	5	7
Traffic Total		549	633	778	582	196
<u>Civil</u>						
Abstract	AJ	1	0	1	1	-
Admin License	AL	6	0	6	6	-
Bond Forfeiture	BF	1	1	1	0	1
Detinue	DT	1	5	10	9	1
Garnishment	GA	33	1	34	33	1
Impoundment	IM	5	2	5	3	-
Interrogatory	IN	1	1	1	0	1
Protective Order	PO	4	2	7	5	2
Prelim Prot Order	PP	10	8	15	7	6
Petition-Restore Arms	PR	0	1	1	0	1
Unlawful Detainer	UD	17	18	25	20	5
Warrant in Debt	WD	37	32	46	37	9
Civil Total		116	71	152	121	27
Halifax Totals		788	1,031	1,261	818	438

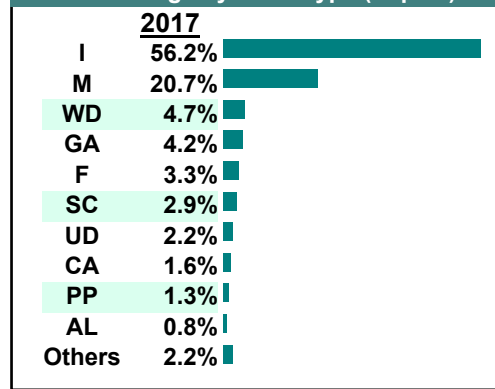
Calendared Filings with Top 12 Scheduled Times



% of Filings by Division




% of Filings by Case Type (Top 10)



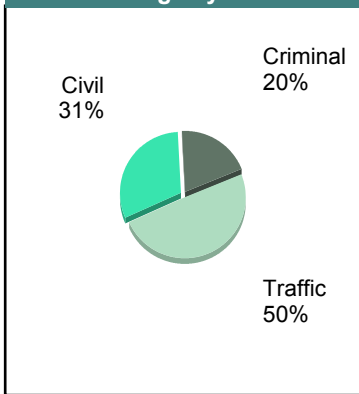
June 2017

		<u>Filings</u>	<u>Hearings</u>	<u>Transactions</u>	<u>Concluded</u>	<u>Cont</u>
<u>Criminal</u>						
Capias	CA	9	16	16	5	11
Civil Violation	CV	1	4	4	3	1
Felony	F	32	98	98	20	78
Misdemeanor	M	134	274	282	145	137
Motion	MO	5	5	5	5	-
Show Cause	SC	17	43	43	22	20
Criminal Total		198	440	448	200	247
<u>Traffic</u>						
Capias	CA	2	4	4	2	2
Felony	F	0	1	1	1	-
Infraction	I	393	366	511	409	102
Misdemeanor	M	86	217	217	109	108
Restricted O/L	RL	2	3	3	3	-
Show Cause	SC	13	18	18	6	12
Traffic Total		496	609	754	530	224
<u>Civil</u>						
Admin License	AL	9	1	9	8	-
Bond Forfeiture	BF	4	2	6	6	-
Detinue	DT	13	11	18	10	8
Garnishment	GA	82	3	83	80	3
Impoundment	IM	1	1	1	0	-
Other	OT	1	0	1	1	-
Protective Order	PO	3	2	4	2	2
Prelim Prot Order	PP	2	3	4	1	3
Petition-Restore Arms	PR	1	1	1	0	1
Unlawful Detainer	UD	23	19	25	19	6
Warrant in Debt	WD	169	160	223	185	38
Civil Total		308	203	375	312	61
Halifax Totals		1,002	1,252	1,577	1,042	532

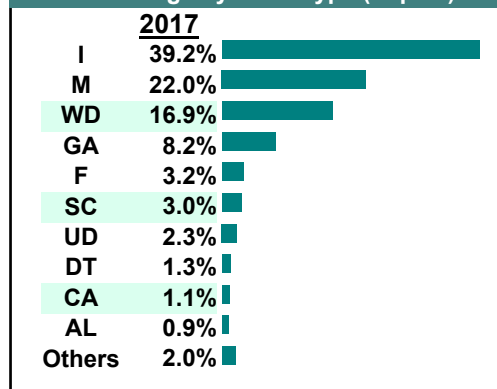
Calendared Filings with Top 12 Scheduled Times



% of Filings by Division



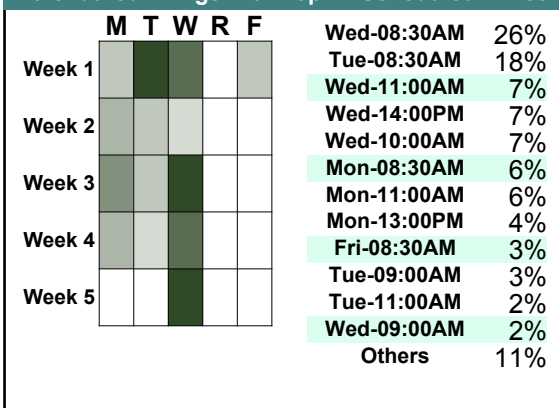
% of Filings by Case Type (Top 10)



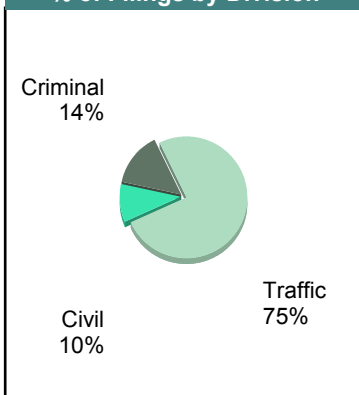
May 2017

		Filings	Hearings	Transactions	Concluded	Cont
<u>Criminal</u>						
Capias	CA	6	17	17	9	8
Civil Violation	CV	1	4	4	2	2
Felony	F	19	77	77	16	61
Misdemeanor	M	110	235	243	100	143
Motion	MO	2	2	2	2	-
Show Cause	SC	26	51	51	20	31
Criminal Total		164	386	394	149	245
<u>Traffic</u>						
Capias	CA	7	12	12	9	3
Felony	F	0	2	2	0	2
Infraction	I	680	553	780	612	168
Misdemeanor	M	166	277	277	134	143
Restricted O/L	RL	2	3	3	2	1
Show Cause	SC	3	10	10	4	6
Traffic Total		858	857	1,084	761	323
<u>Civil</u>						
Abstract	AJ	2	0	2	2	-
Admin License	AL	9	1	9	8	-
Bond Forfeiture	BF	3	2	4	2	2
Detinue	DT	8	10	18	12	6
Garnishment	GA	31	1	32	31	1
Impoundment	IM	3	1	3	2	-
Interrogatory	IN	2	5	5	0	5
Protective Order	PO	2	0	3	3	-
Prelim Prot Order	PP	3	3	5	2	3
Petition-Restore Arms	PR	1	0	1	1	-
Show Cause	SC	0	11	11	0	11
Tenants Assertion	TA	1	2	2	1	1
Unlawful Detainer	UD	13	10	17	15	2
Warrant in Debt	WD	37	44	60	47	13
Civil Total		115	90	172	126	44
Halifax Totals		1,137	1,333	1,650	1,036	612

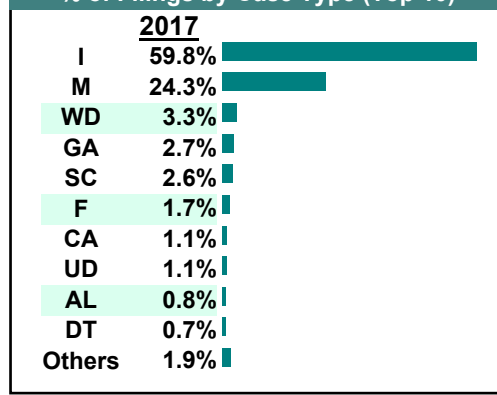
Calendared Filings with Top 12 Scheduled Times



% of Filings by Division




% of Filings by Case Type (Top 10)



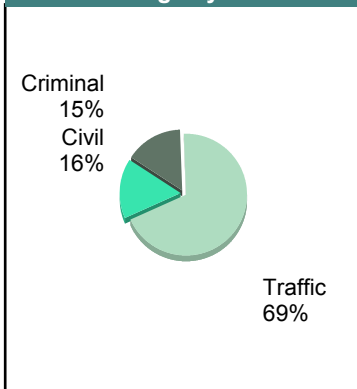
April 2017

		<u>Filings</u>	<u>Hearings</u>	<u>Transactions</u>	<u>Concluded</u>	<u>Cont</u>
<u>Criminal</u>						
Capias	CA	5	8	8	3	5
Civil Violation	CV	2	6	6	2	4
Felony	F	20	56	56	12	44
Misdemeanor	M	85	199	208	96	112
Motion	MO	1	1	1	1	-
Show Cause	SC	17	34	34	19	15
Criminal Total		130	304	313	133	180
<u>Traffic</u>						
Capias	CA	7	10	10	3	7
Felony	F	2	3	3	1	2
Infraction	I	450	410	560	449	111
Misdemeanor	M	115	217	217	97	120
Motion	MO	1	1	1	1	-
Restricted O/L	RL	2	3	3	2	1
Show Cause	SC	5	15	15	5	10
Traffic Total		582	659	809	558	251
<u>Civil</u>						
Admin License	AL	2	0	2	2	-
Bond Forfeiture	BF	1	1	2	1	1
Detinue	DT	13	16	17	12	5
Garnishment	GA	24	1	24	23	1
Impoundment	IM	1	0	1	1	-
Overweight	OC	1	0	1	1	-
Protective Order	PO	6	1	9	8	1
Prelim Prot Order	PP	5	3	8	5	3
Tenants Assertion	TA	1	1	2	1	1
Unlawful Detainer	UD	19	16	26	20	6
Warrant in Debt	WD	60	45	76	63	13
Civil Total		133	84	168	137	31
Halifax Totals		845	1,047	1,290	828	462

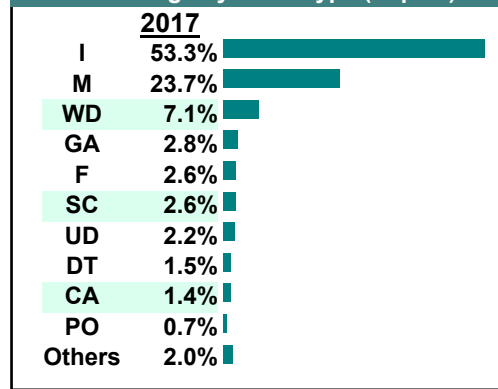
Calendared Filings with Top 12 Scheduled Times



% of Filings by Division



% of Filings by Case Type (Top 10)

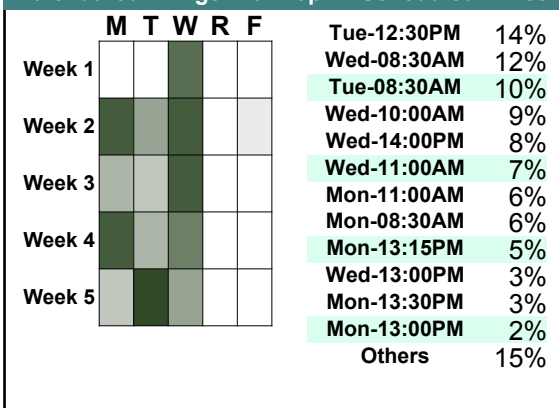


CASELOAD STATISTICS OF THE GENERAL DISTRICT COURTS

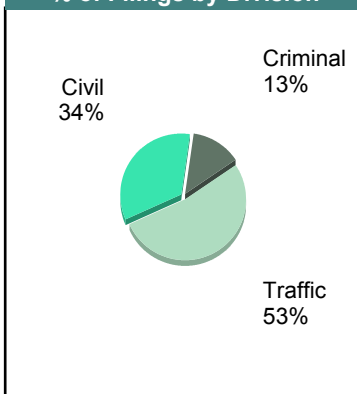
March 2017

		<u>Filings</u>	<u>Hearings</u>	<u>Transactions</u>	<u>Concluded</u>	<u>Cont</u>
<u>Criminal</u>						
Capias	CA	9	16	16	9	7
Civil Violation	CV	3	4	4	3	1
Felony	F	25	80	80	17	63
Misdemeanor	M	86	207	214	81	133
Motion	MO	3	3	3	3	-
Show Cause	SC	18	37	37	17	20
Criminal Total		144	347	354	130	224
<u>Traffic</u>						
Capias	CA	4	7	7	7	-
Felony	F	1	2	2	1	1
Infraction	I	442	402	563	457	106
Misdemeanor	M	117	225	225	118	107
Motion	MO	1	1	1	1	-
Restricted O/L	RL	3	3	3	2	1
Show Cause	SC	4	21	21	11	10
Traffic Total		572	661	822	597	225
<u>Civil</u>						
Admin License	AL	2	0	2	2	-
Bond Forfeiture	BF	1	0	2	2	-
Detinue	DT	27	24	33	24	9
Garnishment	GA	105	2	107	105	1
Impoundment	IM	1	0	1	1	-
Protective Order	PO	6	4	8	4	4
Prelim Prot Order	PP	7	2	9	7	2
Petition-Restore Arms	PR	0	0	1	1	-
Unlawful Detainer	UD	16	15	18	12	6
Warrant in Debt	WD	202	195	256	196	60
Civil Total		367	242	437	354	82
Halifax Totals		1,083	1,250	1,613	1,081	531

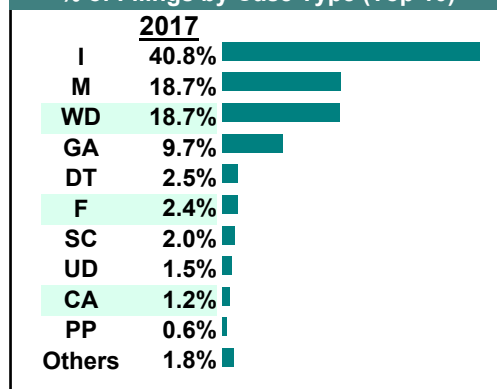
Calendared Filings with Top 12 Scheduled Times



% of Filings by Division

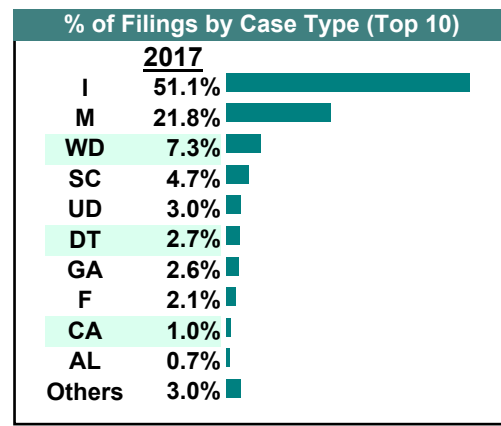
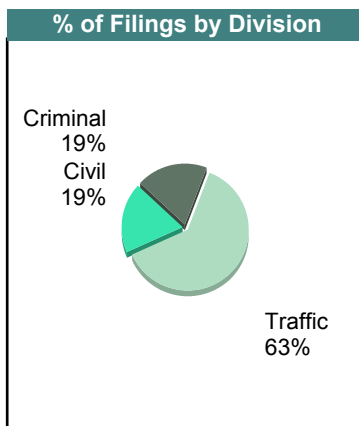
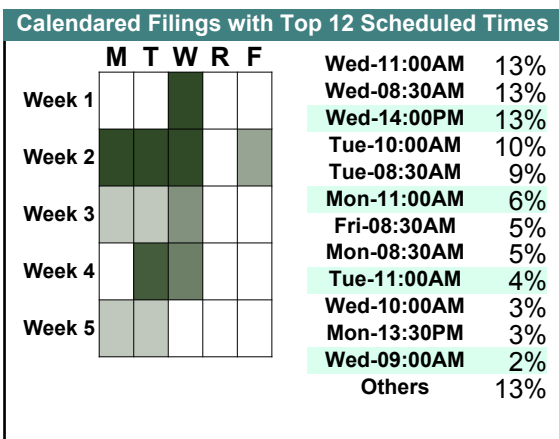


% of Filings by Case Type (Top 10)



February 2017

		<u>Filings</u>	<u>Hearings</u>	<u>Transactions</u>	<u>Concluded</u>	<u>Cont</u>
<u>Criminal</u>						
Capias	CA	5	9	9	5	4
Civil Violation	CV	3	5	5	1	4
Felony	F	14	68	68	22	46
Misdemeanor	M	89	257	257	90	167
Motion	MO	2	2	2	2	-
Show Cause	SC	25	45	45	22	23
Criminal Total		138	386	386	142	244
<u>Traffic</u>						
Capias	CA	2	3	3	2	1
Felony	F	1	1	1	0	1
Infraction	I	372	328	466	369	97
Misdemeanor	M	70	148	148	68	80
Motion	MO	2	2	2	2	-
Restricted O/L	RL	2	2	2	2	-
Show Cause	SC	6	16	16	4	12
Traffic Total		455	500	638	447	191
<u>Civil</u>						
Admin License	AL	5	0	5	5	-
Bond Forfeiture	BF	1	1	1	0	1
Detinue	DT	20	16	21	16	5
Garnishment	GA	19	3	21	18	3
Impoundment	IM	3	3	3	0	-
Interrogatory	IN	2	4	6	2	3
Other	OT	2	1	2	1	-
Protective Order	PO	2	3	4	1	3
Prelim Prot Order	PP	3	1	5	4	1
Petition-Restore Arms	PR	0	1	1	0	1
Show Cause	SC	3	10	13	3	10
Unlawful Detainer	UD	22	15	24	21	3
Warrant in Debt	WD	53	62	73	55	18
Civil Total		135	120	179	126	48
Halifax Totals		728	1,006	1,203	715	483

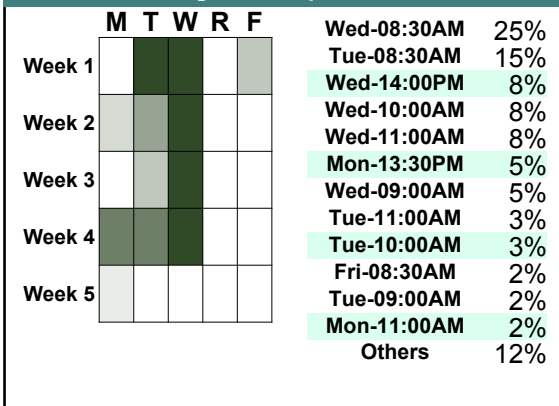


CASELOAD STATISTICS OF THE GENERAL DISTRICT COURTS

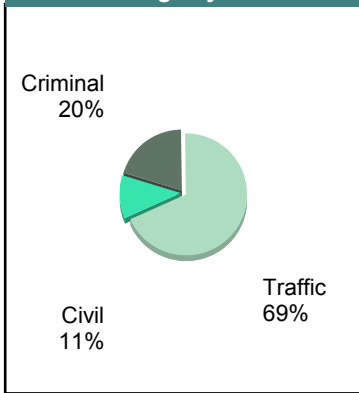
January 2017

		<u>Filings</u>	<u>Hearings</u>	<u>Transactions</u>	<u>Concluded</u>	<u>Cont</u>
<u>Criminal</u>						
Capias	CA	5	8	8	7	1
Civil Violation	CV	3	6	6	5	1
Felony	F	18	83	83	26	57
Misdemeanor	M	114	215	230	105	125
Motion	MO	4	4	4	4	-
Show Cause	SC	17	33	33	19	14
Criminal Total		161	349	364	166	198
<u>Traffic</u>						
Capias	CA	2	6	6	1	5
Infraction	I	458	383	563	448	114
Misdemeanor	M	89	169	169	88	81
Motion	MO	1	1	1	1	-
Show Cause	SC	5	15	15	6	9
Traffic Total		555	574	754	544	209
<u>Civil</u>						
Abstract	AJ	1	1	1	1	-
Admin License	AL	5	1	5	4	-
Bond Forfeiture	BF	1	1	3	2	1
Detinue	DT	2	5	10	9	1
Garnishment	GA	17	0	18	18	-
Impoundment	IM	2	2	2	0	-
Protective Order	PO	2	2	5	3	2
Prelim Prot Order	PP	6	2	7	5	2
Petition-Restore Arms	PR	1	1	1	0	1
Unlawful Detainer	UD	20	14	25	22	3
Warrant in Debt	WD	35	43	53	32	21
Civil Total		92	72	130	96	31
Halifax Totals		808	995	1,248	806	438

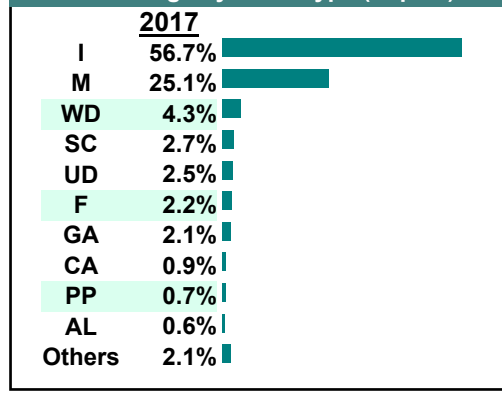
Calendared Filings with Top 12 Scheduled Times



% of Filings by Division



% of Filings by Case Type (Top 10)



CASELOAD STATISTICS OF THE GENERAL DISTRICT COURTS


December 2017

Lunenburg

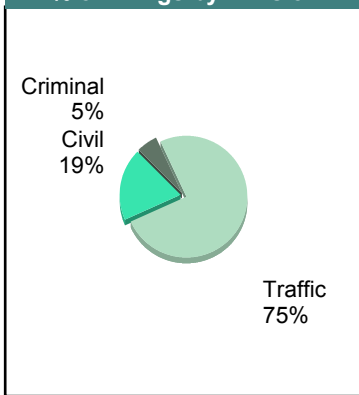
District: 10

		<u>Filings</u>	<u>Hearings</u>	<u>Transactions</u>	<u>Concluded</u>	<u>Cont</u>
<u>Criminal</u>						
Capias	CA	0	2	2	2	-
Felony	F	0	1	1	0	1
Misdemeanor	M	6	21	21	13	8
Show Cause	SC	1	5	5	3	2
Criminal Total		7	29	29	18	11
<u>Traffic</u>						
Capias	CA	2	3	3	0	3
Felony	F	0	1	1	1	-
Infraction	I	79	83	100	79	21
Misdemeanor	M	17	29	29	19	10
Show Cause	SC	0	1	1	0	1
Traffic Total		98	117	134	99	35
<u>Civil</u>						
Garnishment	GA	10	0	10	10	-
Protective Order	PO	2	0	2	2	-
Prelim Prot Order	PP	0	0	2	2	-
Unlawful Detainer	UD	2	2	3	3	-
Warrant in Debt	WD	11	11	11	10	1
Civil Total		25	13	28	27	1
Lunenburg Totals		130	159	191	144	47

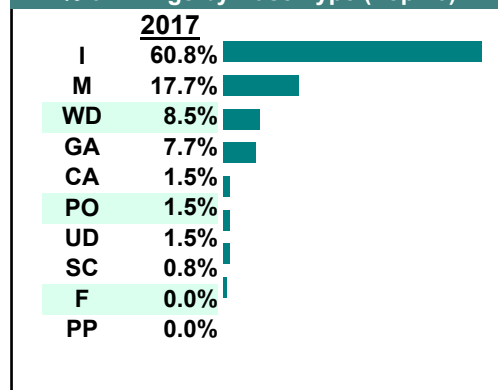
Calendared Filings with Top 12 Scheduled Times



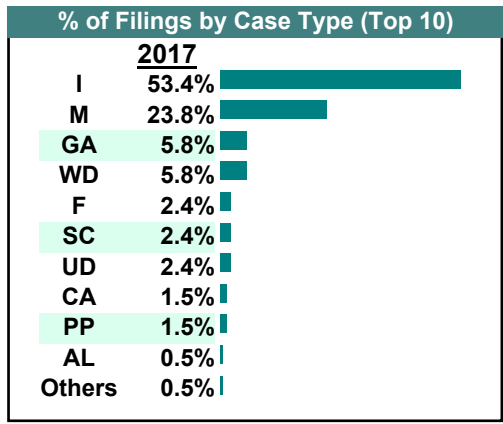
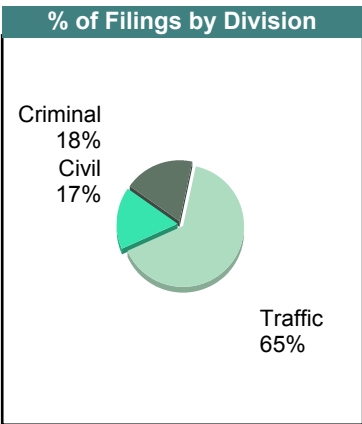
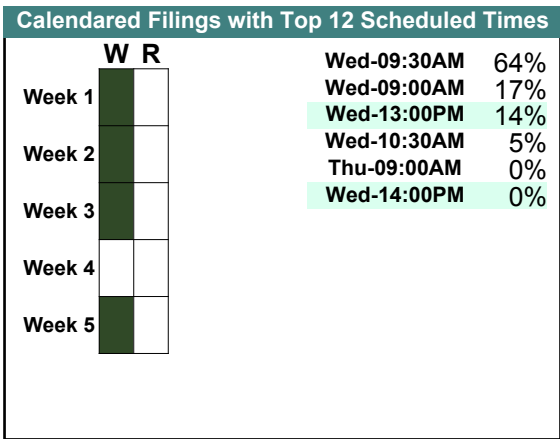
% of Filings by Division



% of Filings by Case Type (Top 10)



		<u>Filings</u>	<u>Hearings</u>	<u>Transactions</u>	<u>Concluded</u>	<u>Cont</u>
<u>Criminal</u>						
Capias	CA	2	11	11	4	7
Felony	F	4	27	27	16	11
Misdemeanor	M	27	57	58	35	23
Show Cause	SC	5	15	15	8	7
Criminal Total		38	110	111	63	48
<u>Traffic</u>						
Capias	CA	1	4	4	2	2
Felony	F	1	3	3	1	2
Infraction	I	110	99	144	112	32
Misdemeanor	M	22	48	48	33	15
Show Cause	SC	0	5	5	3	2
Traffic Total		134	159	204	151	53
<u>Civil</u>						
Admin License	AL	1	0	1	1	-
Garnishment	GA	12	0	12	12	-
Protective Order	PO	1	0	1	1	-
Prelim Prot Order	PP	3	2	3	1	2
Unlawful Detainer	UD	5	5	6	5	1
Warrant in Debt	WD	12	16	16	12	4
Civil Total		34	23	39	32	7
Lunenburg Totals		206	292	354	246	108



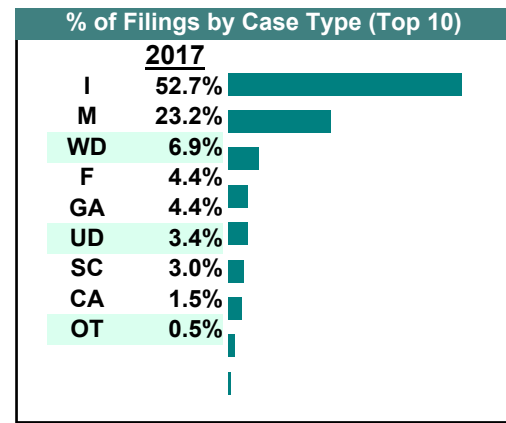
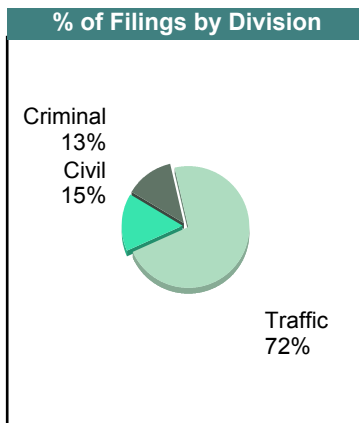
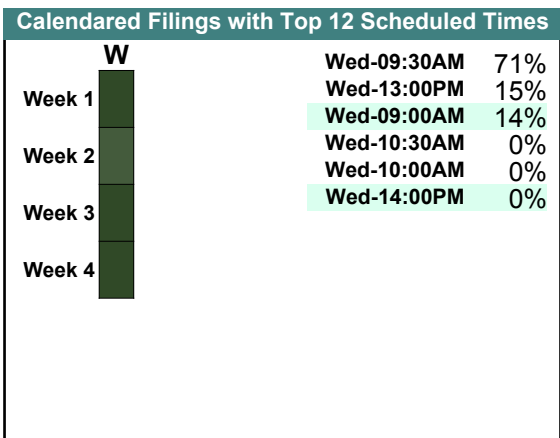
CASELOAD STATISTICS OF THE GENERAL DISTRICT COURTS

October 2017

Lunenburg

District: 10

		<u>Filings</u>	<u>Hearings</u>	<u>Transactions</u>	<u>Concluded</u>	<u>Cont</u>
<u>Criminal</u>						
Capias	CA	2	5	5	1	4
Felony	F	9	28	28	6	22
Misdemeanor	M	12	38	38	19	19
Show Cause	SC	3	8	8	2	6
Criminal Total		26	79	79	28	51
<u>Traffic</u>						
Capias	CA	1	2	2	1	1
Felony	F	0	1	1	1	-
Infraction	I	107	93	138	110	28
Misdemeanor	M	35	59	59	43	16
Show Cause	SC	3	4	4	2	2
Traffic Total		146	159	204	157	47
<u>Civil</u>						
Garnishment	GA	9	0	9	9	-
Other	OT	1	0	1	1	-
Unlawful Detainer	UD	7	5	8	5	3
Warrant in Debt	WD	14	13	19	16	3
Civil Total		31	18	37	31	6
Lunenburg Totals		203	256	320	216	104



CASELOAD STATISTICS OF THE GENERAL DISTRICT COURTS

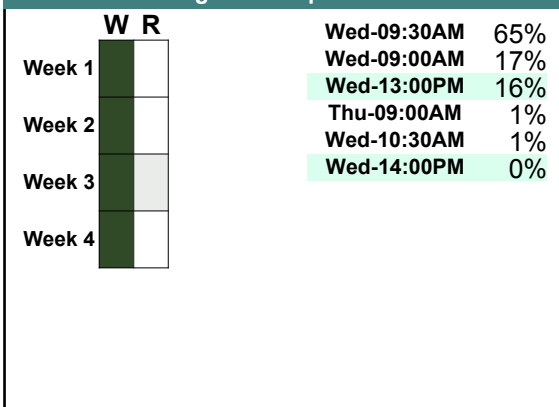
September 2017

Lunenburg

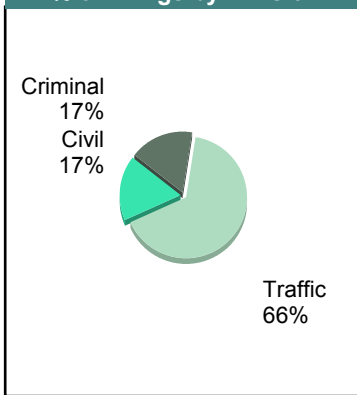
District: 10

		<u>Filings</u>	<u>Hearings</u>	<u>Transactions</u>	<u>Concluded</u>	<u>Cont</u>
<u>Criminal</u>						
Capias	CA	1	4	4	0	4
Felony	F	9	15	15	2	13
Misdemeanor	M	20	49	49	20	29
Show Cause	SC	0	6	6	1	5
Criminal Total		30	74	74	23	51
<u>Traffic</u>						
Capias	CA	2	2	2	0	2
Felony	F	1	1	1	0	1
Infraction	I	86	108	142	110	32
Misdemeanor	M	29	60	60	29	31
Show Cause	SC	0	3	3	0	3
Traffic Total		118	174	208	139	69
<u>Civil</u>						
Admin License	AL	1	0	1	1	-
Garnishment	GA	6	0	6	6	-
Protective Order	PO	1	0	1	1	-
Unlawful Detainer	UD	5	5	5	5	-
Warrant in Debt	WD	18	18	21	13	8
Civil Total		31	23	34	26	8
Lunenburg Totals		179	271	316	188	128

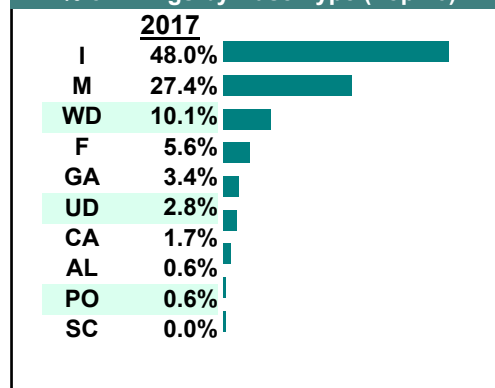
Calendared Filings with Top 12 Scheduled Times



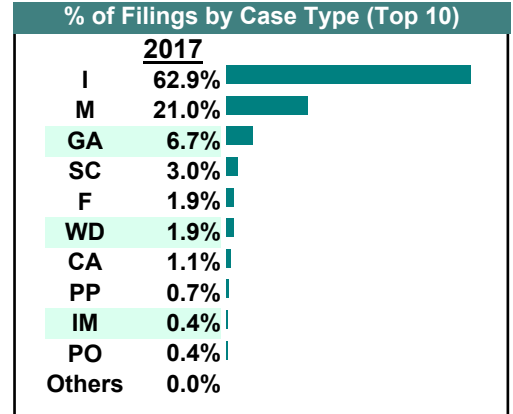
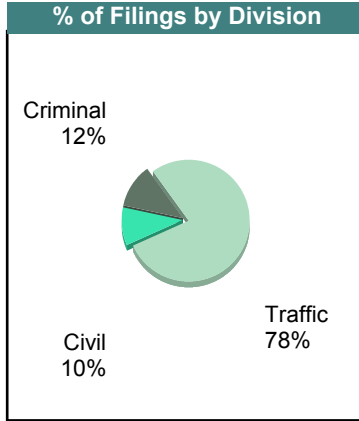
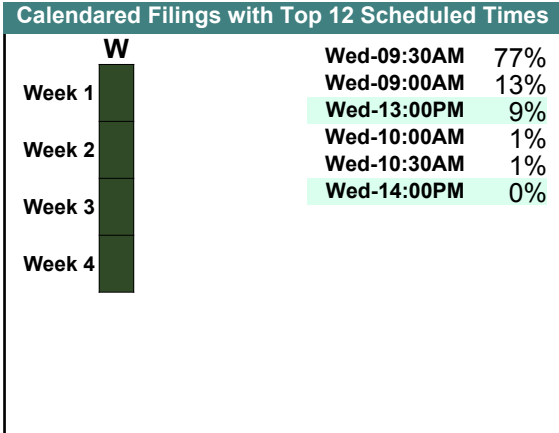
% of Filings by Division



% of Filings by Case Type (Top 10)



		<u>Filings</u>	<u>Hearings</u>	<u>Transactions</u>	<u>Concluded</u>	<u>Cont</u>
<u>Criminal</u>						
Capias	CA	3	4	4	2	2
Civil Violation	CV	0	1	1	1	-
Felony	F	4	11	11	5	6
Misdemeanor	M	17	57	57	30	27
Show Cause	SC	7	12	12	5	7
Criminal Total		31	85	85	43	42
<u>Traffic</u>						
Capias	CA	0	3	3	3	-
Felony	F	1	1	1	0	1
Infraction	I	168	143	194	136	58
Misdemeanor	M	39	65	65	40	25
Show Cause	SC	1	3	3	0	3
Traffic Total		209	215	266	179	87
<u>Civil</u>						
Garnishment	GA	18	0	18	18	-
Impoundment	IM	1	0	1	1	-
Protective Order	PO	1	0	1	1	-
Prelim Prot Order	PP	2	0	2	2	-
Unlawful Detainer	UD	0	0	1	1	-
Warrant in Debt	WD	5	5	6	5	1
Civil Total		27	5	29	28	1
Lunenburg Totals		267	305	380	250	130



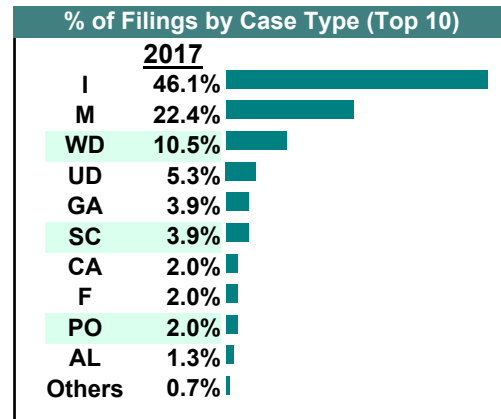
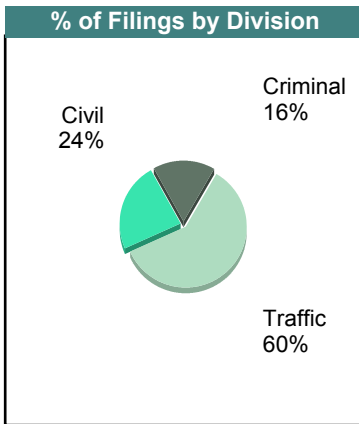
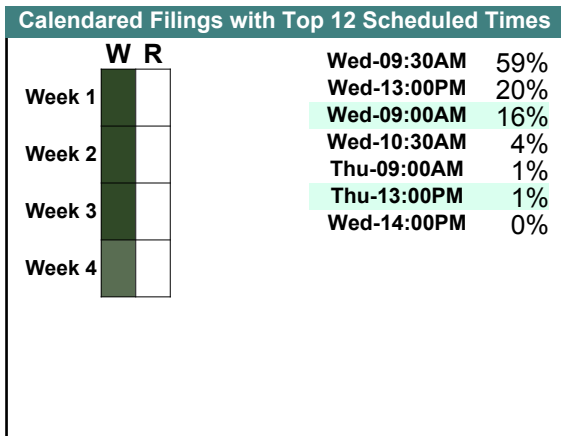
CASELOAD STATISTICS OF THE GENERAL DISTRICT COURTS

July 2017

Lunenburg

District: 10

		<u>Filings</u>	<u>Hearings</u>	<u>Transactions</u>	<u>Concluded</u>	<u>Cont</u>
<u>Criminal</u>						
Capias	CA	2	3	3	1	2
Felony	F	3	14	14	2	12
Misdemeanor	M	16	36	38	13	25
Show Cause	SC	4	8	8	2	6
Criminal Total		25	61	63	18	45
<u>Traffic</u>						
Capias	CA	1	5	5	3	2
Infraction	I	70	68	92	80	12
Misdemeanor	M	18	37	37	23	14
Show Cause	SC	2	4	4	2	2
Traffic Total		91	114	138	108	30
<u>Civil</u>						
Admin License	AL	2	0	2	2	-
Garnishment	GA	6	0	6	6	-
Interrogatory	IN	1	0	1	1	-
Protective Order	PO	3	0	3	3	-
Unlawful Detainer	UD	8	7	8	7	1
Warrant in Debt	WD	16	13	20	16	4
Civil Total		36	20	40	35	5
Lunenburg Totals		152	195	241	161	80



CASELOAD STATISTICS OF THE GENERAL DISTRICT COURTS

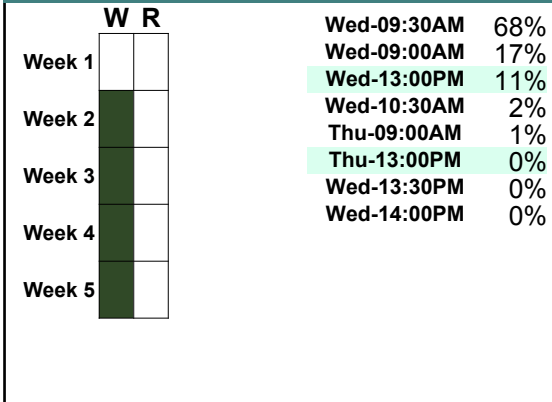
June 2017

Lunenburg

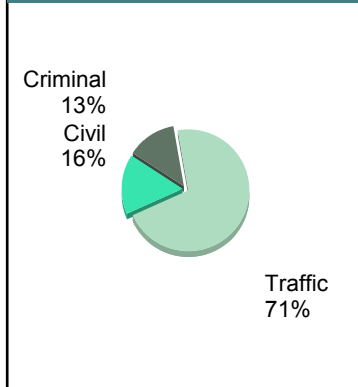
District: 10

		<u>Filings</u>	<u>Hearings</u>	<u>Transactions</u>	<u>Concluded</u>	<u>Cont</u>
<u>Criminal</u>						
Capias	CA	0	4	4	3	1
Civil Violation	CV	2	2	2	1	1
Felony	F	8	18	18	9	9
Misdemeanor	M	20	61	61	23	38
Show Cause	SC	1	5	5	1	4
Criminal Total		31	90	90	37	53
<u>Traffic</u>						
Capias	CA	2	4	4	1	3
Infraction	I	129	114	160	125	35
Misdemeanor	M	35	62	62	27	35
Show Cause	SC	1	2	2	1	1
Traffic Total		167	182	228	154	74
<u>Civil</u>						
Admin License	AL	1	0	1	1	-
Garnishment	GA	16	0	17	17	-
Impoundment	IM	1	0	1	1	-
Protective Order	PO	4	0	4	4	-
Prelim Prot Order	PP	2	0	2	2	-
Unlawful Detainer	UD	6	9	9	7	2
Warrant in Debt	WD	7	7	7	7	-
Civil Total		37	16	41	39	2
Lunenburg Totals		235	288	359	230	129

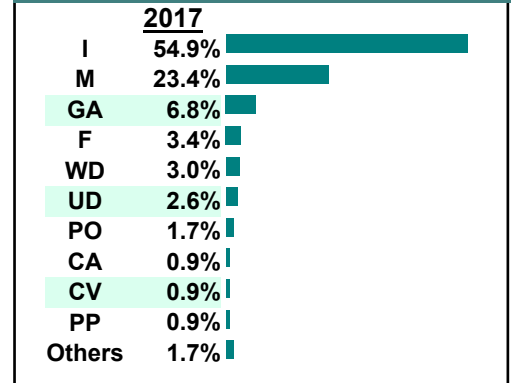
Calendared Filings with Top 12 Scheduled Times



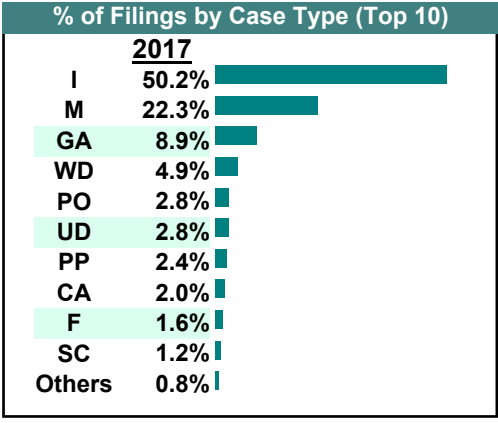
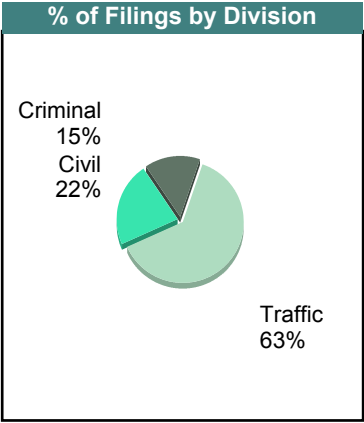
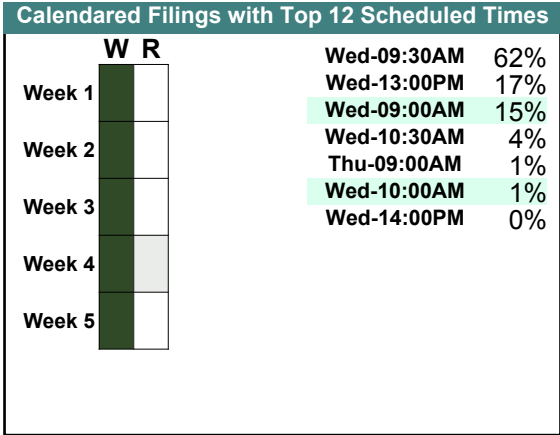
% of Filings by Division



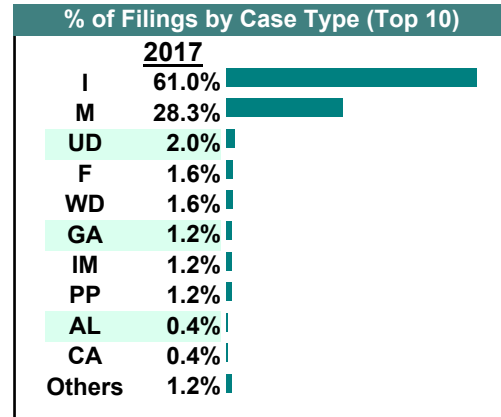
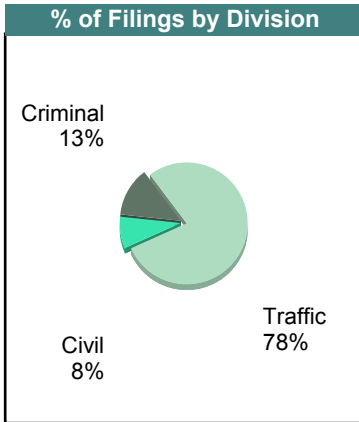
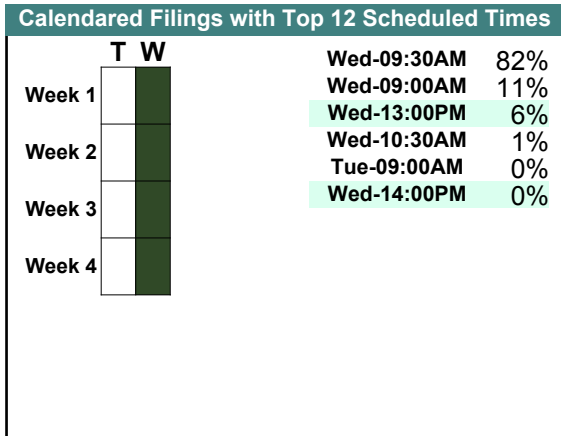
% of Filings by Case Type (Top 10)



		Filings	Hearings	Transactions	Concluded	Cont
<u>Criminal</u>						
Capias	CA	3	3	3	0	3
Civil Violation	CV	1	1	1	1	-
Felony	F	4	14	14	3	11
Misdemeanor	M	25	58	58	14	44
Show Cause	SC	3	7	7	2	5
Criminal Total		36	83	83	20	63
<u>Traffic</u>						
Capias	CA	2	3	3	0	3
Infraction	I	124	126	177	141	36
Misdemeanor	M	30	58	58	28	30
Show Cause	SC	0	1	1	0	1
Traffic Total		156	188	239	169	70
<u>Civil</u>						
Detinue	DT	1	0	1	1	-
Garnishment	GA	22	1	22	21	1
Protective Order	PO	7	0	7	7	-
Prelim Prot Order	PP	6	1	7	6	1
Petition-Restore Arms	PR	0	0	1	1	-
Unlawful Detainer	UD	7	7	7	6	1
Warrant in Debt	WD	12	14	17	14	3
Civil Total		55	23	62	56	6
Lunenburg Totals		247	294	384	245	139



		<u>Filings</u>	<u>Hearings</u>	<u>Transactions</u>	<u>Concluded</u>	<u>Cont</u>
<u>Criminal</u>						
Capias	CA	1	3	3	1	2
Felony	F	4	16	16	3	13
Misdemeanor	M	27	68	69	37	32
Show Cause	SC	1	5	5	2	3
Criminal Total		33	92	93	43	50
<u>Traffic</u>						
Infraction	I	153	150	193	143	50
Misdemeanor	M	44	70	70	45	25
Traffic Total		197	220	263	188	75
<u>Civil</u>						
Admin License	AL	1	0	1	1	-
Garnishment	GA	3	0	3	3	-
Impoundment	IM	3	0	3	3	-
Protective Order	PO	1	0	1	1	-
Prelim Prot Order	PP	3	0	3	3	-
Petition-Restore Arms	PR	1	2	2	0	2
Unlawful Detainer	UD	5	3	5	5	-
Warrant in Debt	WD	4	4	6	3	3
Civil Total		21	9	24	19	5
Lunenburg Totals		251	321	380	250	130



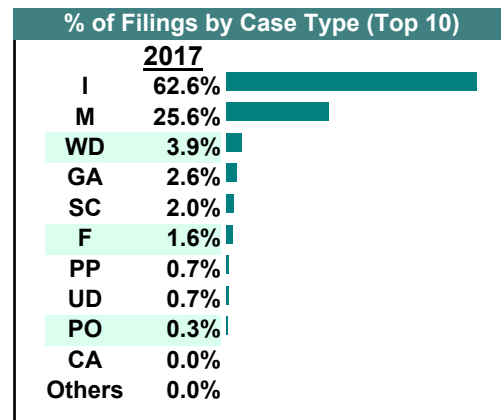
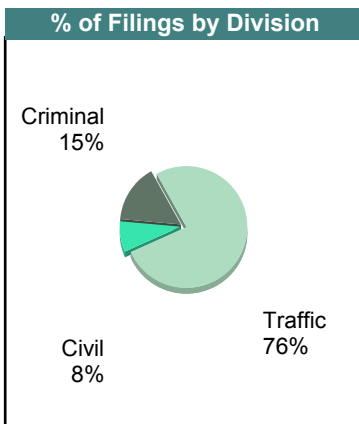
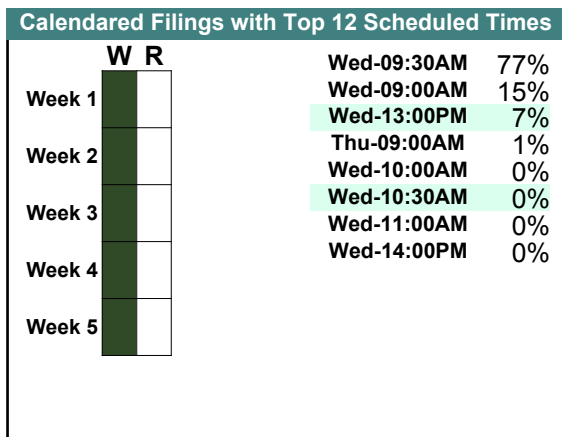
CASELOAD STATISTICS OF THE GENERAL DISTRICT COURTS

March 2017

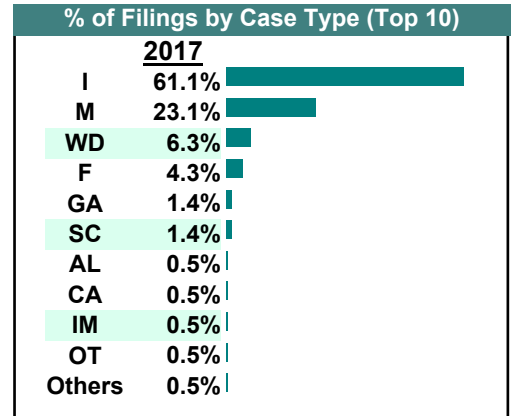
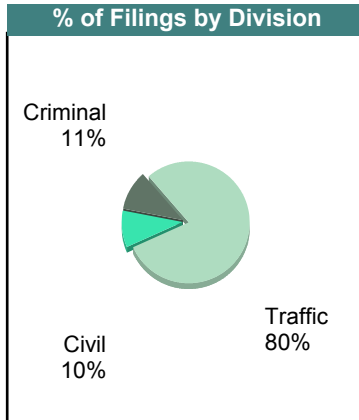
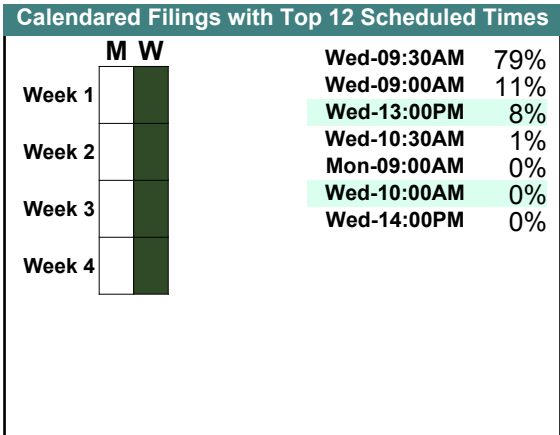
Lunenburg

District: 10

		<u>Filings</u>	<u>Hearings</u>	<u>Transactions</u>	<u>Concluded</u>	<u>Cont</u>
<u>Criminal</u>						
Capias	CA	0	4	4	1	3
Civil Violation	CV	0	1	1	1	-
Felony	F	5	23	23	13	10
Misdemeanor	M	37	71	73	23	50
Show Cause	SC	5	10	10	7	3
Criminal Total		47	109	111	45	66
<u>Traffic</u>						
Capias	CA	0	4	4	2	2
Felony	F	0	1	1	1	-
Infraction	I	191	162	236	193	43
Misdemeanor	M	41	71	71	45	26
Show Cause	SC	1	2	2	1	1
Traffic Total		233	240	314	242	72
<u>Civil</u>						
Garnishment	GA	8	0	8	8	-
Protective Order	PO	1	0	2	2	-
Prelim Prot Order	PP	2	0	2	2	-
Unlawful Detainer	UD	2	4	4	3	1
Warrant in Debt	WD	12	11	15	11	4
Civil Total		25	15	31	26	5
Lunenburg Totals		305	364	456	313	143



		<u>Filings</u>	<u>Hearings</u>	<u>Transactions</u>	<u>Concluded</u>	<u>Cont</u>
<u>Criminal</u>						
Capias	CA	1	3	3	1	2
Felony	F	8	14	14	0	14
Misdemeanor	M	10	65	65	35	30
Show Cause	SC	3	14	14	7	7
Criminal Total		22	96	96	43	53
<u>Traffic</u>						
Capias	CA	0	2	2	0	2
Felony	F	1	1	1	0	1
Infraction	I	127	111	156	126	30
Misdemeanor	M	38	57	57	31	26
Show Cause	SC	0	2	2	0	2
Traffic Total		166	173	218	157	61
<u>Civil</u>						
Admin License	AL	1	0	1	1	-
Bond Forfeiture	BF	0	0	1	1	-
Garnishment	GA	3	0	3	3	-
Impoundment	IM	1	0	1	1	-
Other	OT	1	0	1	1	-
Unlawful Detainer	UD	1	1	1	1	-
Warrant in Debt	WD	13	9	14	10	4
Civil Total		20	10	22	18	4
Lunenburg Totals		208	279	336	218	118



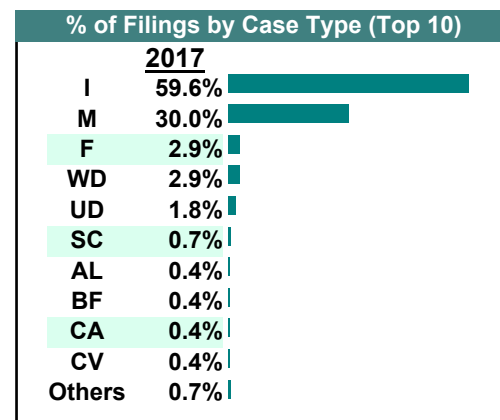
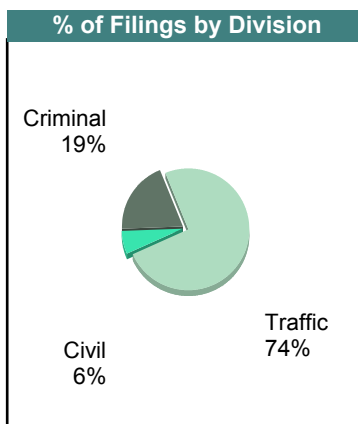
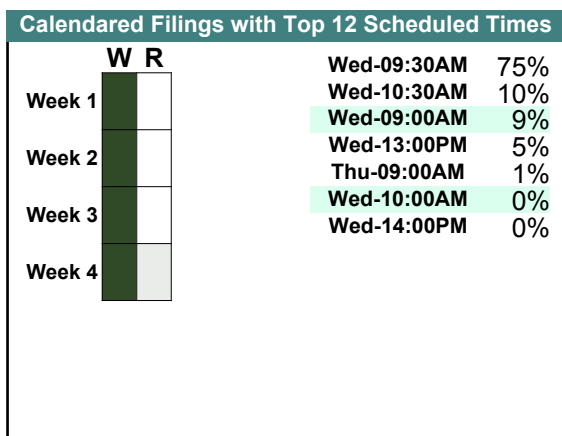
CASELOAD STATISTICS OF THE GENERAL DISTRICT COURTS

January 2017

Lunenburg

District: 10

		<u>Filings</u>	<u>Hearings</u>	<u>Transactions</u>	<u>Concluded</u>	<u>Cont</u>
<u>Criminal</u>						
Capias	CA	0	4	4	1	3
Civil Violation	CV	1	1	1	0	1
Felony	F	8	20	20	10	10
Misdemeanor	M	44	76	80	24	56
Show Cause	SC	1	8	8	0	8
Criminal Total		54	109	113	35	78
<u>Traffic</u>						
Capias	CA	1	2	2	0	2
Infraction	I	165	134	185	149	36
Misdemeanor	M	39	55	55	34	21
Show Cause	SC	1	3	3	1	2
Traffic Total		206	194	245	184	61
<u>Civil</u>						
Admin License	AL	1	0	1	1	-
Bond Forfeiture	BF	1	1	1	0	1
Garnishment	GA	1	0	1	1	-
Protective Order	PO	1	1	1	0	1
Unlawful Detainer	UD	5	4	6	5	1
Warrant in Debt	WD	8	8	11	9	2
Civil Total		17	14	21	16	5
Lunenburg Totals		277	317	379	235	144



CASELOAD STATISTICS OF THE GENERAL DISTRICT COURTS

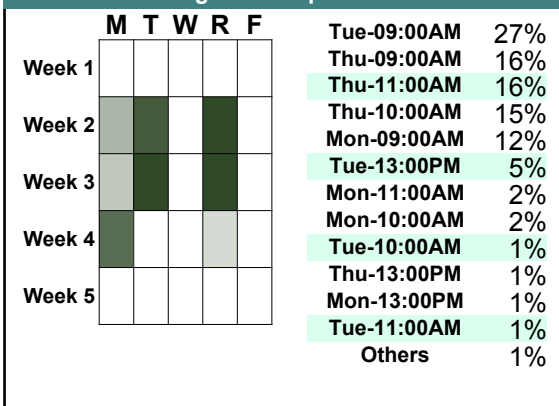
December 2017

Mecklenburg

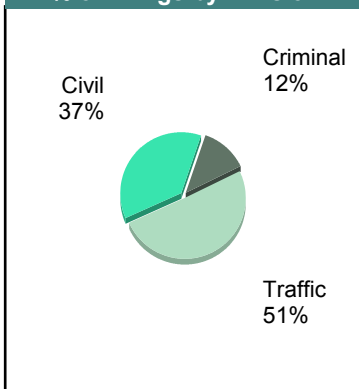
District: 10

		<u>Filings</u>	<u>Hearings</u>	<u>Transactions</u>	<u>Concluded</u>	<u>Cont</u>
<u>Criminal</u>						
Capias	CA	8	21	21	9	12
Civil Violation	CV	9	13	13	10	3
Felony	F	16	48	49	22	27
Misdemeanor	M	45	139	140	41	99
Show Cause	SC	6	21	21	15	6
Criminal Total		84	242	244	97	147
<u>Traffic</u>						
Capias	CA	6	14	14	5	9
Felony	F	0	1	1	1	-
Infraction	I	196	234	314	240	74
Misdemeanor	M	141	272	299	194	105
Show Cause	SC	0	12	12	6	6
Traffic Total		343	533	640	446	194
<u>Civil</u>						
Admin License	AL	9	0	9	9	-
Detinue	DT	6	6	6	4	2
Garnishment	GA	92	1	92	91	1
Impoundment	IM	8	0	8	8	-
Other	OT	1	0	1	1	-
Protective Order	PO	2	0	2	2	-
Unlawful Detainer	UD	7	5	9	8	1
Warrant in Debt	WD	126	141	157	112	45
Civil Total		251	153	284	235	49
Mecklenburg Totals		678	928	1,168	778	390

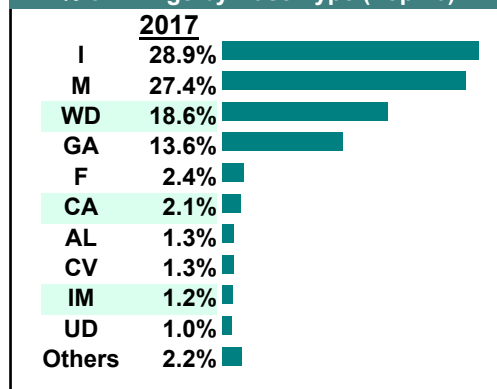
Calendared Filings with Top 12 Scheduled Times



% of Filings by Division



% of Filings by Case Type (Top 10)



CASELOAD STATISTICS OF THE GENERAL DISTRICT COURTS

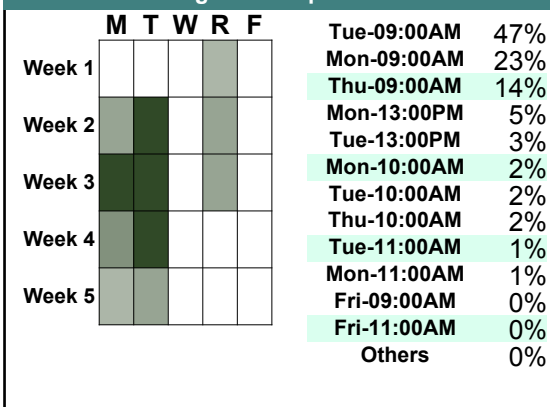
November 2017

Mecklenburg

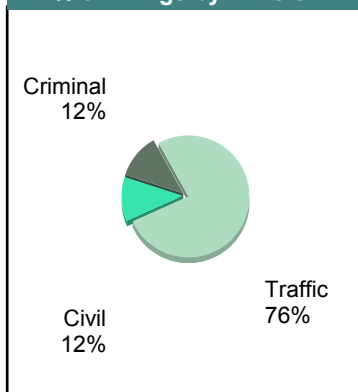
District: 10

		<u>Filings</u>	<u>Hearings</u>	<u>Transactions</u>	<u>Concluded</u>	<u>Cont</u>
<u>Criminal</u>						
Capias	CA	8	18	18	6	12
Civil Violation	CV	5	8	8	5	3
Felony	F	16	42	50	17	33
Misdemeanor	M	91	170	180	98	82
Show Cause	SC	11	24	24	10	14
Criminal Total		131	262	280	136	144
<u>Traffic</u>						
Capias	CA	2	6	6	1	5
Felony	F	1	3	3	1	2
Infraction	I	600	436	699	605	94
Misdemeanor	M	233	307	350	234	116
Show Cause	SC	2	9	9	4	5
Traffic Total		838	761	1,067	845	222
<u>Civil</u>						
Abstract	AJ	3	0	3	3	-
Admin License	AL	4	0	4	4	-
Bond Forfeiture	BF	1	0	1	1	-
Garnishment	GA	15	0	15	15	-
Impoundment	IM	2	0	2	2	-
Motion for Judgment	MJ	1	1	1	0	1
Protective Order	PO	3	0	3	3	-
Prelim Prot Order	PP	3	0	3	3	-
Unlawful Detainer	UD	19	15	20	19	1
Warrant in Debt	WD	76	79	97	65	32
Civil Total		127	95	149	115	34
Mecklenburg Totals		1,096	1,118	1,496	1,096	400

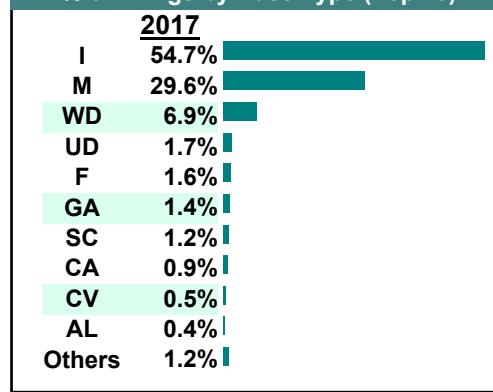
Calendared Filings with Top 12 Scheduled Times



% of Filings by Division



% of Filings by Case Type (Top 10)



CASELOAD STATISTICS OF THE GENERAL DISTRICT COURTS

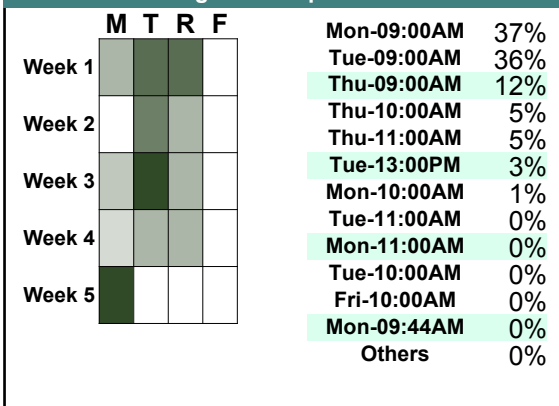
October 2017

Mecklenburg

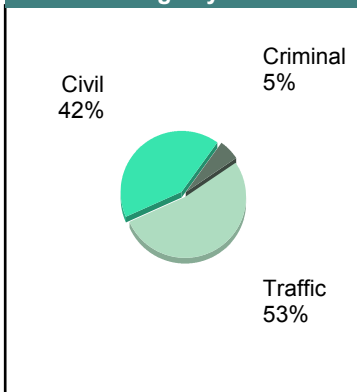
District: 10

		Filings	Hearings	Transactions	Concluded	Cont
<u>Criminal</u>						
Capias	CA	4	9	9	4	5
Civil Violation	CV	2	6	6	1	5
Felony	F	23	59	76	37	39
Misdemeanor	M	65	175	176	70	106
Show Cause	SC	13	27	27	11	16
Criminal Total		107	276	294	123	171
<u>Traffic</u>						
Capias	CA	4	7	7	1	6
Felony	F	0	3	6	5	1
Infraction	I	707	578	829	679	150
Misdemeanor	M	318	442	497	323	174
Show Cause	SC	7	11	11	3	8
Traffic Total		1,036	1,041	1,350	1,011	339
<u>Civil</u>						
Abstract	AJ	1	0	1	1	-
Admin License	AL	7	0	7	7	-
Detinue	DT	23	15	24	22	2
Garnishment	GA	79	0	79	79	-
Motion for Judgment	MJ	0	1	2	1	1
Other	OT	1	1	2	1	1
Protective Order	PO	8	0	8	8	-
Prelim Prot Order	PP	8	0	8	8	-
Show Cause	SC	1	1	1	1	-
Unlawful Detainer	UD	18	12	19	16	3
Warrant in Debt	WD	670	462	700	656	44
Civil Total		816	492	851	800	51
Mecklenburg Totals		1,959	1,809	2,495	1,934	561

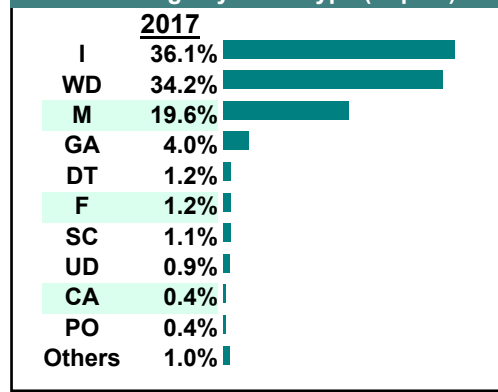
Calendared Filings with Top 12 Scheduled Times



% of Filings by Division



% of Filings by Case Type (Top 10)



CASELOAD STATISTICS OF THE GENERAL DISTRICT COURTS

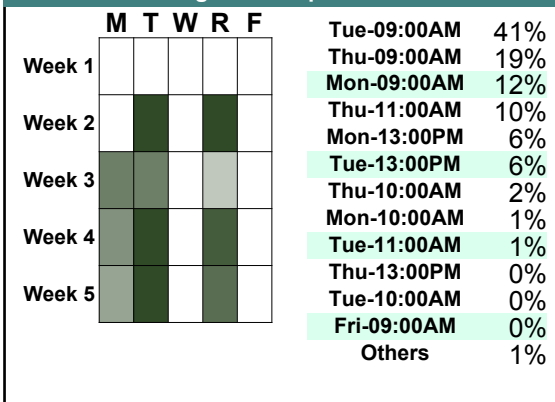
September 2017

Mecklenburg

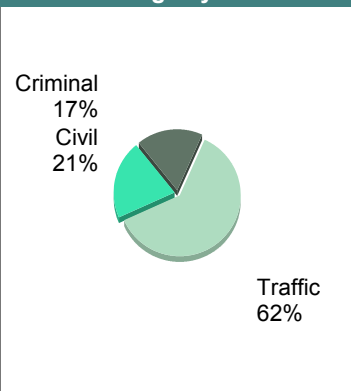
District: 10

		<u>Filings</u>	<u>Hearings</u>	<u>Transactions</u>	<u>Concluded</u>	<u>Cont</u>
<u>Criminal</u>						
Capias	CA	7	12	12	4	8
Civil Violation	CV	2	5	5	2	3
Felony	F	44	74	103	43	60
Misdemeanor	M	162	229	263	142	121
Show Cause	SC	12	22	22	13	9
Criminal Total		227	342	405	204	201
<u>Traffic</u>						
Capias	CA	1	5	5	2	3
Felony	F	3	7	7	0	7
Infraction	I	513	436	639	527	112
Misdemeanor	M	284	377	438	295	143
Show Cause	SC	2	10	10	3	7
Traffic Total		803	835	1,099	827	272
<u>Civil</u>						
Abstract	AJ	2	0	2	2	-
Admin License	AL	5	0	5	5	-
Bond Forfeiture	BF	1	1	1	0	1
Detinue	DT	20	11	27	21	6
Garnishment	GA	20	0	20	20	-
Impoundment	IM	3	0	3	3	-
Interrogatory	IN	1	0	2	2	-
Motion for Judgment	MJ	1	1	2	1	1
Other	OT	1	0	1	1	-
Protective Order	PO	1	0	3	3	-
Prelim Prot Order	PP	2	0	2	2	-
Show Cause	SC	1	0	1	1	-
Unlawful Detainer	UD	17	23	25	24	1
Warrant in Debt	WD	197	202	240	160	80
Civil Total		272	238	334	245	89
Mecklenburg Totals		1,302	1,415	1,838	1,276	562

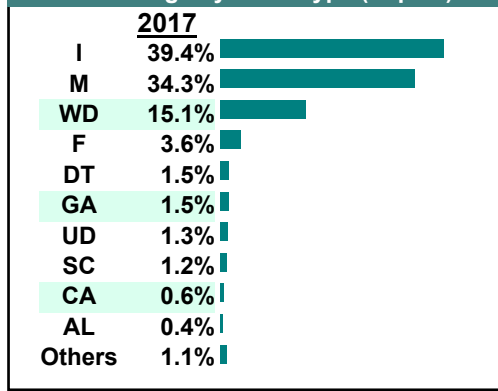
Calendared Filings with Top 12 Scheduled Times



% of Filings by Division

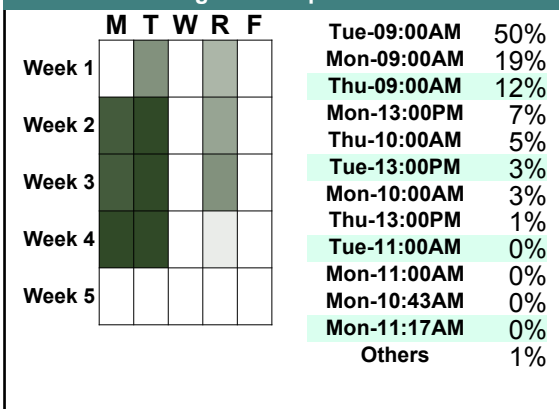


% of Filings by Case Type (Top 10)

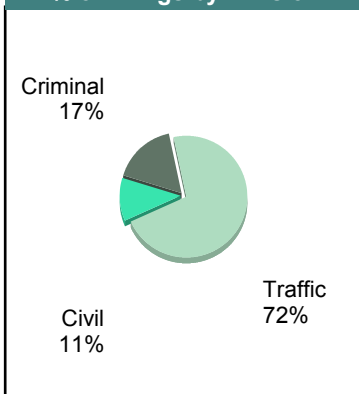


		Filings	Hearings	Transactions	Concluded	Cont
<u>Criminal</u>						
Capias	CA	0	1	1	0	1
Civil Violation	CV	4	5	5	3	2
Felony	F	26	61	68	16	52
Misdemeanor	M	188	267	294	201	93
Show Cause	SC	8	14	14	8	6
Criminal Total		226	348	382	228	154
<u>Traffic</u>						
Capias	CA	4	7	7	4	3
Felony	F	0	2	2	0	2
Infraction	I	612	441	699	581	118
Misdemeanor	M	333	423	504	338	166
Restricted O/L	RL	1	1	1	1	-
Show Cause	SC	7	13	13	5	8
Traffic Total		957	887	1,226	929	297
<u>Civil</u>						
Abstract	AJ	3	0	3	3	-
Admin License	AL	3	0	3	3	-
Detinue	DT	14	13	20	19	1
Garnishment	GA	57	0	57	57	-
Impoundment	IM	6	0	6	6	-
Other	OT	1	0	1	1	-
Prelim Prot Order	PP	1	0	1	1	-
Unlawful Detainer	UD	22	17	23	17	6
Warrant in Debt	WD	44	59	80	68	12
Civil Total		151	89	194	175	19
Mecklenburg Totals		1,334	1,324	1,802	1,332	470

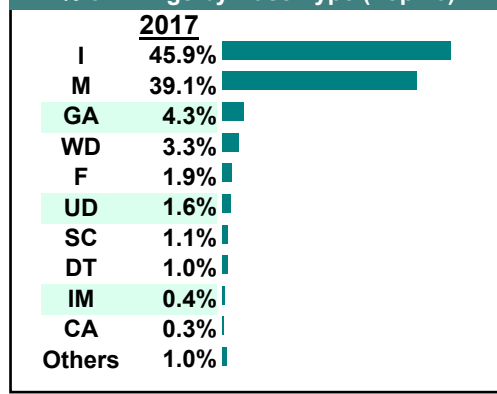
Calendared Filings with Top 12 Scheduled Times



% of Filings by Division



% of Filings by Case Type (Top 10)



CASELOAD STATISTICS OF THE GENERAL DISTRICT COURTS

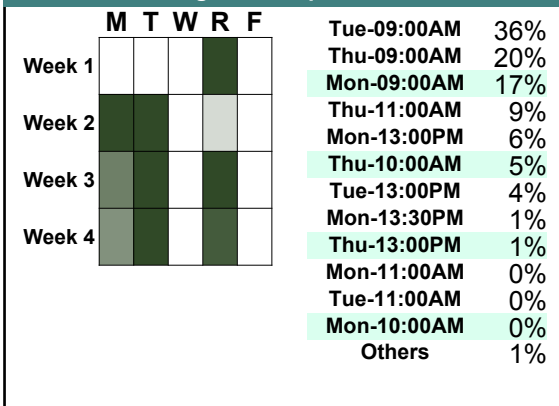
July 2017

Mecklenburg

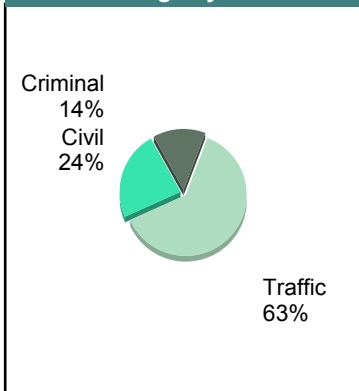
District: 10

		<u>Filings</u>	<u>Hearings</u>	<u>Transactions</u>	<u>Concluded</u>	<u>Cont</u>
<u>Criminal</u>						
Capias	CA	0	5	5	3	2
Civil Violation	CV	2	3	3	2	1
Felony	F	20	38	44	9	35
Misdemeanor	M	105	184	200	105	95
Show Cause	SC	4	15	15	8	7
Criminal Total		131	245	267	127	140
<u>Traffic</u>						
Capias	CA	1	2	2	1	1
Felony	F	2	2	2	0	2
Infraction	I	378	306	473	388	85
Misdemeanor	M	212	301	352	228	124
Show Cause	SC	3	5	5	1	4
Traffic Total		596	616	834	618	216
<u>Civil</u>						
Admin License	AL	8	0	8	8	-
Bond Forfeiture	BF	0	0	1	1	-
Detinue	DT	23	18	25	21	4
Garnishment	GA	45	0	45	45	-
Impoundment	IM	1	0	1	1	-
Interrogatory	IN	1	1	1	0	1
Motion for Judgment	MJ	1	1	1	0	1
Other	OT	1	0	1	1	-
Protective Order	PO	1	2	3	1	2
Prelim Prot Order	PP	1	0	1	1	-
Unlawful Detainer	UD	11	10	16	13	3
Warrant in Debt	WD	132	140	156	111	45
Civil Total		225	172	259	203	56
Mecklenburg Totals		952	1,033	1,360	948	412

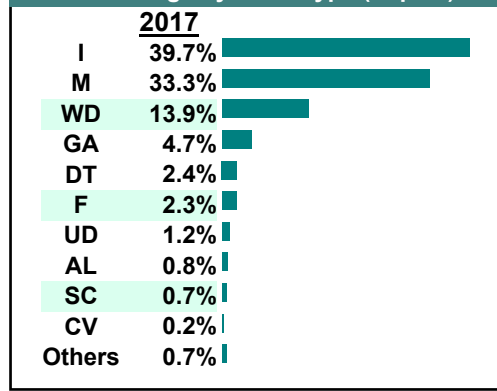
Calendared Filings with Top 12 Scheduled Times



% of Filings by Division



% of Filings by Case Type (Top 10)



CASELOAD STATISTICS OF THE GENERAL DISTRICT COURTS

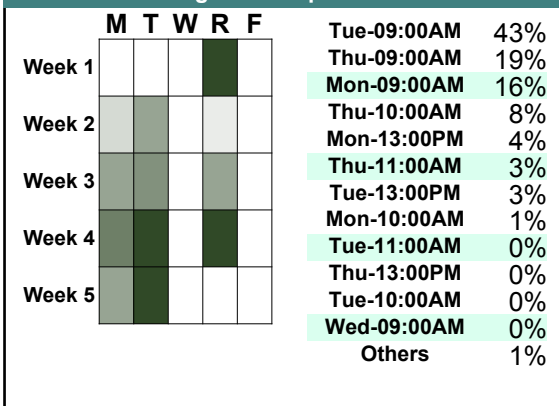
June 2017

Mecklenburg

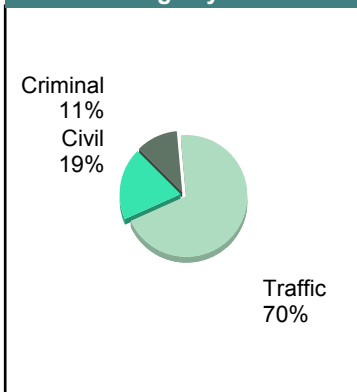
District: 10

		<u>Filings</u>	<u>Hearings</u>	<u>Transactions</u>	<u>Concluded</u>	<u>Cont</u>
<u>Criminal</u>						
Capias	CA	5	11	11	0	11
Civil Violation	CV	0	3	3	1	2
Felony	F	16	43	51	12	39
Misdemeanor	M	111	187	196	79	117
Show Cause	SC	5	14	14	3	11
Criminal Total		137	258	275	95	180
<u>Traffic</u>						
Capias	CA	4	10	10	3	7
Felony	F	2	3	6	3	3
Infraction	I	516	399	596	500	96
Misdemeanor	M	336	396	479	311	168
Show Cause	SC	3	8	8	1	7
Traffic Total		861	816	1,099	818	281
<u>Civil</u>						
Admin License	AL	1	0	1	1	-
Bond Forfeiture	BF	1	1	1	0	1
Capias	CA	0	0	1	1	-
Detinue	DT	8	6	14	12	2
Garnishment	GA	82	0	82	82	-
Impoundment	IM	4	0	4	4	-
Interrogatory	IN	0	0	2	2	-
Other	OT	1	0	1	1	-
Protective Order	PO	5	3	9	6	3
Prelim Prot Order	PP	6	0	7	7	-
Show Cause	SC	1	0	2	2	-
Unlawful Detainer	UD	19	20	22	18	4
Warrant in Debt	WD	107	105	131	100	31
Civil Total		235	135	277	236	41
Mecklenburg Totals		1,233	1,209	1,651	1,149	502

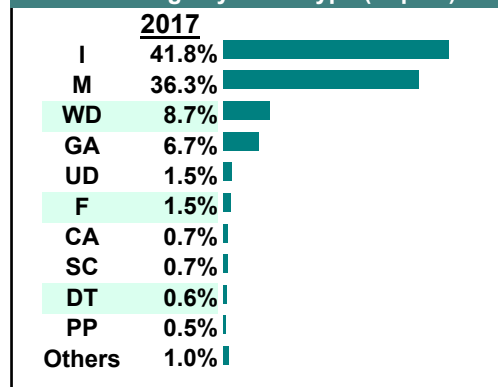
Calendared Filings with Top 12 Scheduled Times



% of Filings by Division



% of Filings by Case Type (Top 10)



CASELOAD STATISTICS OF THE GENERAL DISTRICT COURTS

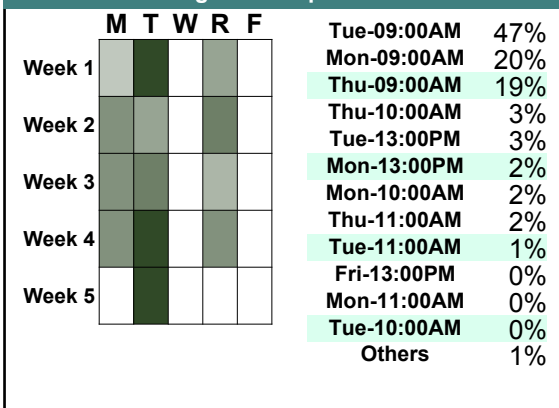
May 2017

Mecklenburg

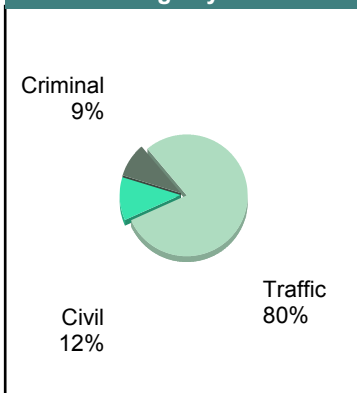
District: 10

		<u>Filings</u>	<u>Hearings</u>	<u>Transactions</u>	<u>Concluded</u>	<u>Cont</u>
<u>Criminal</u>						
Capias	CA	5	7	7	0	7
Civil Violation	CV	3	6	6	0	6
Felony	F	17	34	43	13	30
Misdemeanor	M	67	163	166	65	101
Show Cause	SC	6	19	19	4	15
Criminal Total		98	229	241	82	159
<u>Traffic</u>						
Capias	CA	3	4	4	3	1
Felony	F	1	1	2	1	1
Infraction	I	534	419	627	524	103
Misdemeanor	M	336	443	518	361	157
Show Cause	SC	3	5	5	4	1
Traffic Total		877	872	1,156	893	263
<u>Civil</u>						
Admin License	AL	5	0	5	5	-
Bond Forfeiture	BF	0	1	1	1	-
Detinue	DT	17	9	18	13	5
Garnishment	GA	29	0	29	29	-
Impoundment	IM	3	0	3	3	-
Interrogatory	IN	0	0	1	1	-
Other	OT	1	0	1	1	-
Protective Order	PO	5	2	7	5	2
Prelim Prot Order	PP	5	0	6	6	-
Show Cause	SC	1	0	1	1	-
Unlawful Detainer	UD	8	7	9	9	-
Warrant in Debt	WD	53	52	67	54	13
Civil Total		127	71	148	128	20
Mecklenburg Totals		1,102	1,172	1,545	1,103	442

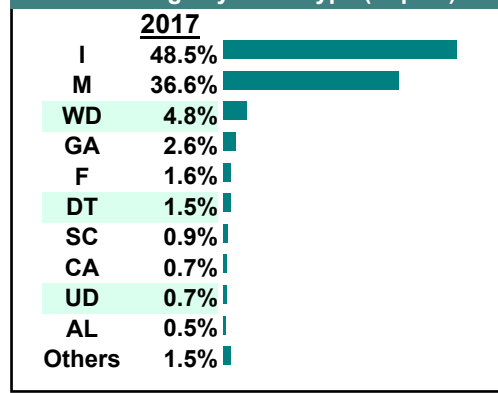
Calendared Filings with Top 12 Scheduled Times



% of Filings by Division




% of Filings by Case Type (Top 10)

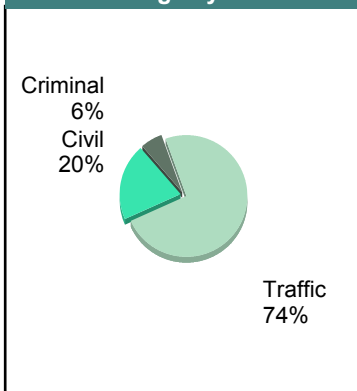


		<u>Filings</u>	<u>Hearings</u>	<u>Transactions</u>	<u>Concluded</u>	<u>Cont</u>
<u>Criminal</u>						
Capias	CA	2	3	3	2	1
Civil Violation	CV	5	12	12	12	-
Felony	F	11	35	48	21	27
Misdemeanor	M	35	107	107	45	62
Show Cause	SC	12	16	16	5	11
Criminal Total		65	173	186	85	101
<u>Traffic</u>						
Capias	CA	2	6	6	3	3
Felony	F	0	1	2	1	1
Infraction	I	450	370	543	448	95
Misdemeanor	M	349	460	532	348	184
Show Cause	SC	2	7	7	2	5
Traffic Total		803	844	1,090	802	288
<u>Civil</u>						
Abstract	AJ	1	0	1	1	-
Admin License	AL	4	0	4	4	-
Detinue	DT	22	19	26	20	6
Garnishment	GA	51	0	51	51	-
Impoundment	IM	5	0	5	5	-
Interrogatory	IN	2	1	3	2	1
Motion for Judgment	MJ	0	1	2	1	1
Protective Order	PO	2	2	3	1	2
Prelim Prot Order	PP	2	1	3	2	1
Tenants Assertion	TA	0	1	2	1	1
Unlawful Detainer	UD	9	13	18	14	4
Warrant in Debt	WD	122	136	164	125	39
Civil Total		220	174	282	227	55
Mecklenburg Totals		1,088	1,191	1,558	1,114	444

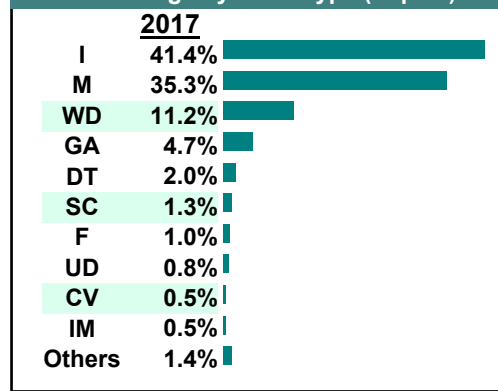
Calendared Filings with Top 12 Scheduled Times



% of Filings by Division



% of Filings by Case Type (Top 10)



CASELOAD STATISTICS OF THE GENERAL DISTRICT COURTS

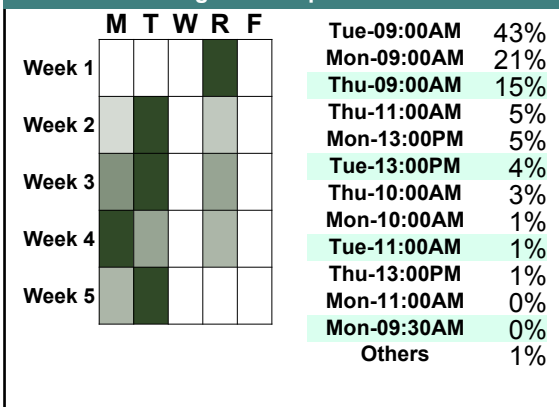
March 2017

Mecklenburg

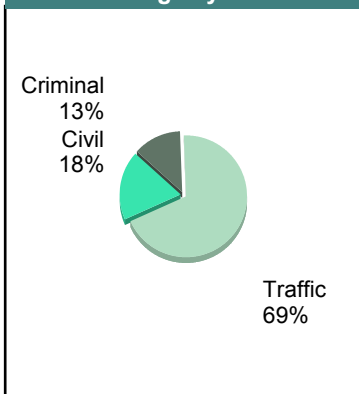
District: 10

		<u>Filings</u>	<u>Hearings</u>	<u>Transactions</u>	<u>Concluded</u>	<u>Cont</u>
<u>Criminal</u>						
Capias	CA	5	8	8	5	3
Civil Violation	CV	3	9	9	3	6
Felony	F	17	44	54	21	33
Misdemeanor	M	99	188	194	82	112
Show Cause	SC	8	22	22	12	10
Criminal Total		132	271	287	123	164
<u>Traffic</u>						
Capias	CA	0	3	3	0	3
Felony	F	2	2	3	1	2
Infraction	I	397	329	485	407	78
Misdemeanor	M	314	394	463	292	171
Show Cause	SC	1	6	6	2	4
Traffic Total		714	734	960	702	258
<u>Civil</u>						
Abstract	AJ	1	0	1	1	-
Admin License	AL	5	0	5	5	-
Capias	CA	0	1	1	0	1
Detinue	DT	14	8	15	12	3
Garnishment	GA	22	0	22	22	-
Impoundment	IM	10	0	10	10	-
Interrogatory	IN	1	2	2	0	2
Motion for Judgment	MJ	1	1	1	0	1
Other	OT	3	0	3	3	-
Protective Order	PO	4	3	6	3	3
Prelim Prot Order	PP	3	3	6	3	3
Show Cause	SC	0	1	1	0	1
Tenants Assertion	TA	1	1	1	0	1
Unlawful Detainer	UD	19	20	26	18	8
Warrant in Debt	WD	106	104	125	90	35
Civil Total		190	144	225	167	58
Mecklenburg Totals		1,036	1,149	1,472	992	480

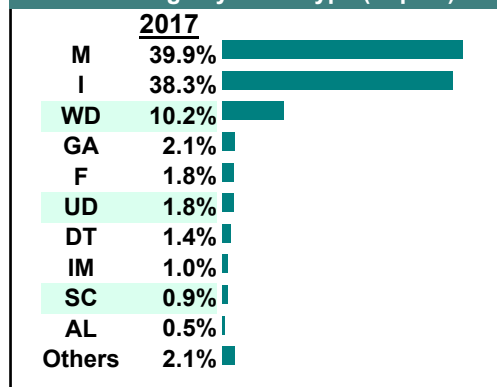
Calendared Filings with Top 12 Scheduled Times



% of Filings by Division



% of Filings by Case Type (Top 10)



CASELOAD STATISTICS OF THE GENERAL DISTRICT COURTS

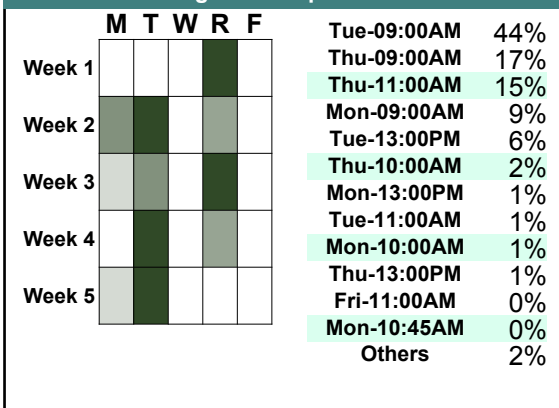
February 2017

Mecklenburg

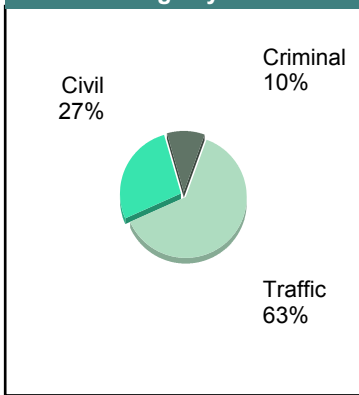
District: 10

		<u>Filings</u>	<u>Hearings</u>	<u>Transactions</u>	<u>Concluded</u>	<u>Cont</u>
<u>Criminal</u>						
Capias	CA	1	4	4	0	4
Civil Violation	CV	3	6	6	2	4
Felony	F	23	57	61	19	42
Misdemeanor	M	63	164	166	100	66
Show Cause	SC	8	20	20	9	11
Criminal Total		98	251	257	130	127
<u>Traffic</u>						
Capias	CA	1	1	1	0	1
Felony	F	1	1	1	0	1
Infraction	I	328	285	404	343	61
Misdemeanor	M	275	327	386	262	124
Restricted O/L	RL	1	1	1	1	-
Show Cause	SC	2	4	4	1	3
Traffic Total		608	619	797	607	190
<u>Civil</u>						
Admin License	AL	6	1	6	5	1
Bond Forfeiture	BF	0	1	1	0	1
Detinue	DT	10	7	12	12	-
Garnishment	GA	15	0	15	15	-
Impoundment	IM	7	0	7	7	-
Interrogatory	IN	1	1	1	0	1
Other	OT	3	0	3	3	-
Protective Order	PO	5	1	7	6	1
Prelim Prot Order	PP	4	2	4	2	2
Unlawful Detainer	UD	30	31	32	23	9
Warrant in Debt	WD	183	174	215	181	34
Civil Total		264	218	303	254	49
Mecklenburg Totals		970	1,088	1,357	991	366

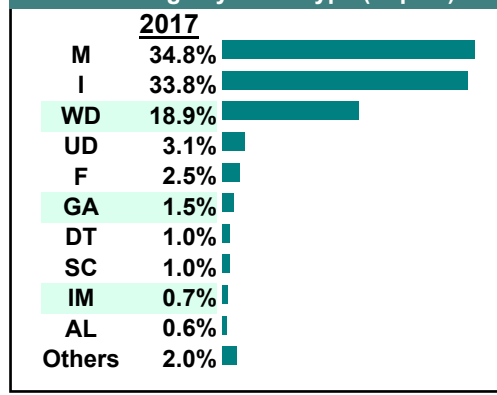
Calendared Filings with Top 12 Scheduled Times



% of Filings by Division



% of Filings by Case Type (Top 10)



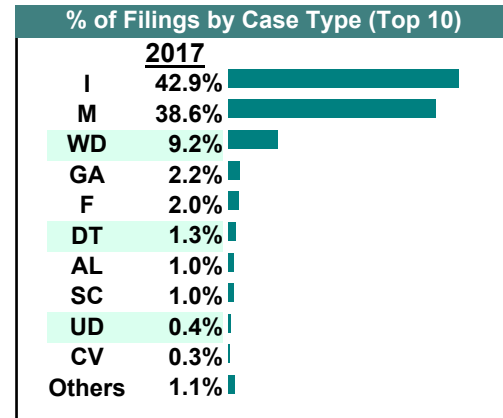
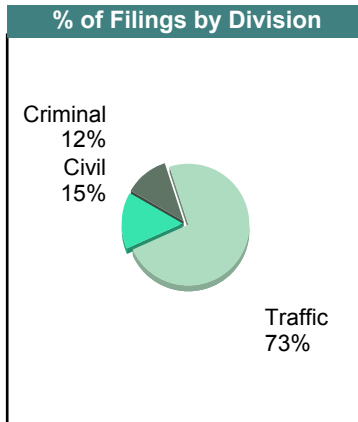
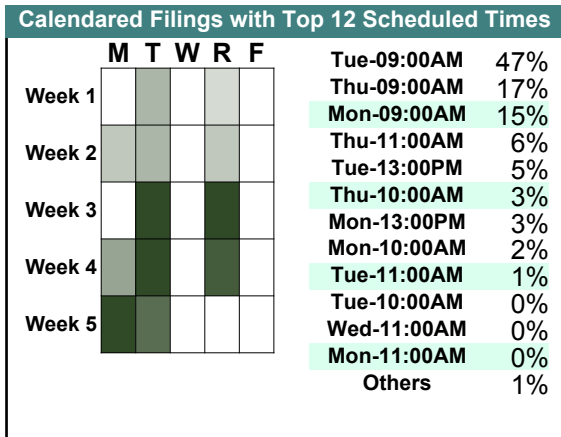
CASELOAD STATISTICS OF THE GENERAL DISTRICT COURTS

January 2017

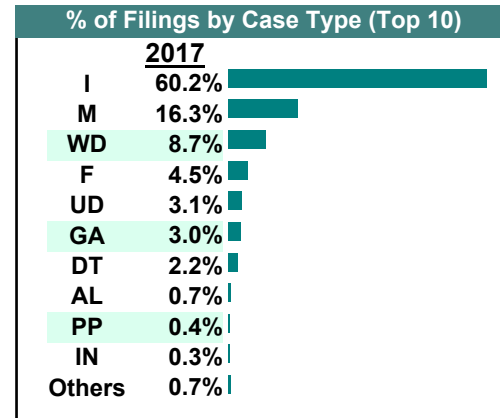
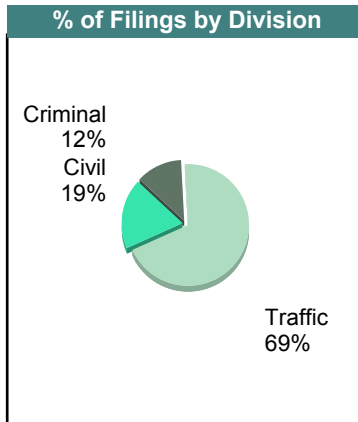
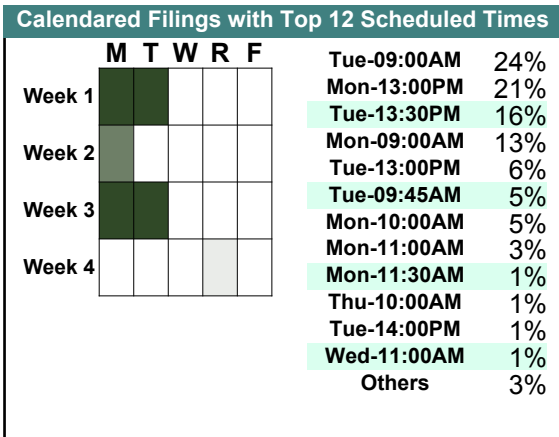
Mecklenburg

District: 10

		<u>Filings</u>	<u>Hearings</u>	<u>Transactions</u>	<u>Concluded</u>	<u>Cont</u>
<u>Criminal</u>						
Capias	CA	1	4	4	1	3
Civil Violation	CV	4	8	8	6	2
Felony	F	25	46	46	9	37
Misdemeanor	M	103	212	219	65	154
Show Cause	SC	9	17	17	6	11
Criminal Total		142	287	294	87	207
<u>Traffic</u>						
Capias	CA	1	4	4	1	3
Felony	F	0	1	1	0	1
Infraction	I	529	414	628	528	100
Misdemeanor	M	373	448	524	356	168
Show Cause	SC	3	8	8	3	5
Traffic Total		906	875	1,165	888	277
<u>Civil</u>						
Abstract	AJ	1	0	1	1	-
Admin License	AL	12	0	12	12	-
Detinue	DT	16	10	18	15	3
Garnishment	GA	27	0	27	27	-
Impoundment	IM	3	0	3	3	-
Other	OT	3	0	3	3	-
Protective Order	PO	2	2	2	0	2
Prelim Prot Order	PP	3	0	3	3	-
Unlawful Detainer	UD	5	4	9	8	1
Warrant in Debt	WD	114	104	133	115	18
Civil Total		186	120	211	187	24
Mecklenburg Totals		1,234	1,282	1,670	1,162	508



		<u>Filings</u>	<u>Hearings</u>	<u>Transactions</u>	<u>Concluded</u>	<u>Cont</u>
<u>Criminal</u>						
Capias	CA	1	9	9	3	6
Civil Violation	CV	1	3	3	1	2
Felony	F	32	93	95	41	54
Misdemeanor	M	56	163	163	54	109
Show Cause	SC	1	11	11	5	5
Criminal Total		91	279	281	104	176
<u>Traffic</u>						
Capias	CA	0	2	2	2	-
Felony	F	1	3	3	1	2
Infraction	I	444	383	568	442	124
Misdemeanor	M	64	139	139	58	81
Show Cause	SC	0	3	3	2	1
Traffic Total		509	530	715	505	208
<u>Civil</u>						
Admin License	AL	5	1	5	4	-
Capias	CA	0	1	1	0	1
Detinue	DT	16	16	19	11	8
Garnishment	GA	22	5	26	21	5
Interrogatory	IN	2	1	3	2	1
Overweight	OC	1	1	1	0	1
Prelim Prot Order	PP	3	2	4	2	1
Show Cause	SC	1	1	2	1	1
Unlawful Detainer	UD	23	18	35	23	12
Warrant in Debt	WD	64	82	89	47	42
Civil Total		137	128	185	111	72
Prince Edward Totals		737	937	1,181	720	456



CASELOAD STATISTICS OF THE GENERAL DISTRICT COURTS


November 2017

Prince Edward

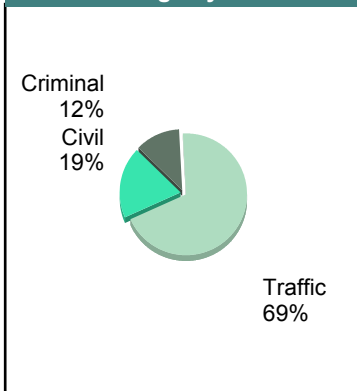
District: 10

		<u>Filings</u>	<u>Hearings</u>	<u>Transactions</u>	<u>Concluded</u>	<u>Cont</u>
<u>Criminal</u>						
Capias	CA	4	10	10	4	6
Civil Violation	CV	1	1	1	0	1
Felony	F	26	77	77	34	43
Misdemeanor	M	50	174	175	58	115
Show Cause	SC	5	30	30	10	20
Criminal Total		86	292	293	106	185
<u>Traffic</u>						
Capias	CA	1	8	8	3	5
Felony	F	0	2	2	2	-
Infraction	I	467	427	606	446	158
Misdemeanor	M	42	125	125	57	68
Show Cause	SC	0	5	5	5	-
Traffic Total		510	567	746	513	231
<u>Civil</u>						
Abstract	AJ	1	0	1	1	-
Admin License	AL	5	0	5	5	-
Capias	CA	1	0	1	1	-
Detinue	DT	13	12	21	16	5
Garnishment	GA	51	15	67	52	14
Impoundment	IM	1	0	1	1	-
Interrogatory	IN	2	0	2	2	-
Protective Order	PO	2	0	2	2	-
Prelim Prot Order	PP	2	2	2	0	2
Show Cause	SC	1	2	3	2	1
Unlawful Detainer	UD	10	13	18	12	6
Warrant in Debt	WD	51	86	99	55	43
Civil Total		140	130	222	149	71
Prince Edward Totals		736	989	1,261	768	487

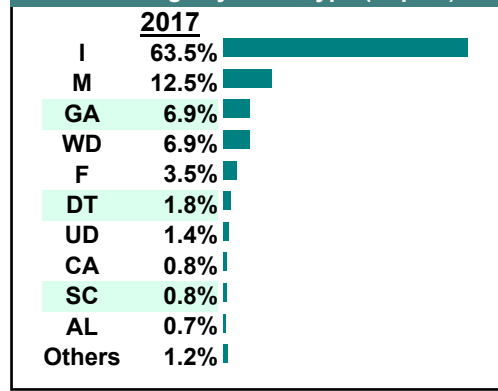
Calendared Filings with Top 12 Scheduled Times



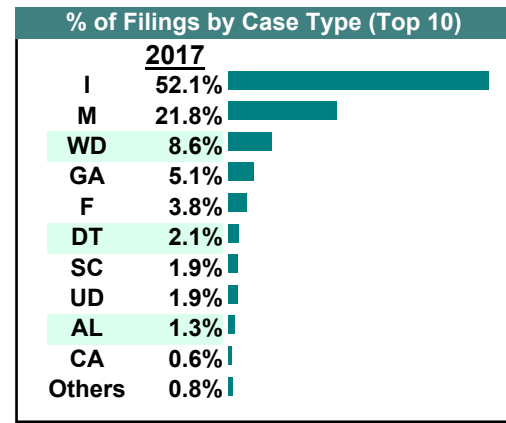
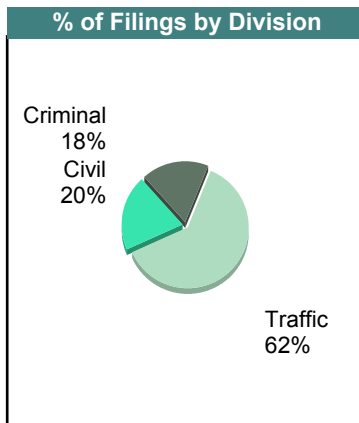
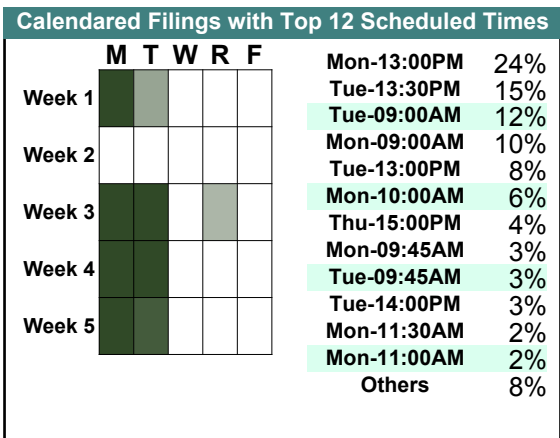
% of Filings by Division



% of Filings by Case Type (Top 10)



		<u>Filings</u>	<u>Hearings</u>	<u>Transactions</u>	<u>Concluded</u>	<u>Cont</u>
<u>Criminal</u>						
Capias	CA	2	5	5	1	4
Civil Violation	CV	0	4	4	2	2
Felony	F	33	96	96	15	81
Misdemeanor	M	123	266	277	117	160
Show Cause	SC	10	37	37	19	17
Criminal Total		168	408	419	154	264
<u>Traffic</u>						
Capias	CA	3	5	5	1	4
Civil Violation	CV	1	1	1	1	-
Felony	F	3	4	4	0	4
Infraction	I	498	536	696	450	241
Misdemeanor	M	85	210	210	78	132
Show Cause	SC	5	11	11	5	6
Traffic Total		595	767	927	535	387
<u>Civil</u>						
Abstract	AJ	1	0	1	1	-
Admin License	AL	12	2	13	11	-
Capias	CA	1	0	1	1	-
Counter Claim	CC	0	2	2	0	2
Detinue	DT	20	20	31	26	5
Garnishment	GA	49	14	64	50	14
Interrogatory	IN	2	0	5	5	-
Overweight	OC	0	0	5	5	-
Protective Order	PO	1	1	4	3	1
Prelim Prot Order	PP	3	0	4	4	-
Show Cause	SC	3	2	9	7	2
Unlawful Detainer	UD	18	23	31	25	6
Warrant in Debt	WD	82	99	128	78	50
Civil Total		192	163	298	216	80
Prince Edward Totals		955	1,338	1,644	905	731



CASELOAD STATISTICS OF THE GENERAL DISTRICT COURTS

September 2017

Prince Edward

District: 10

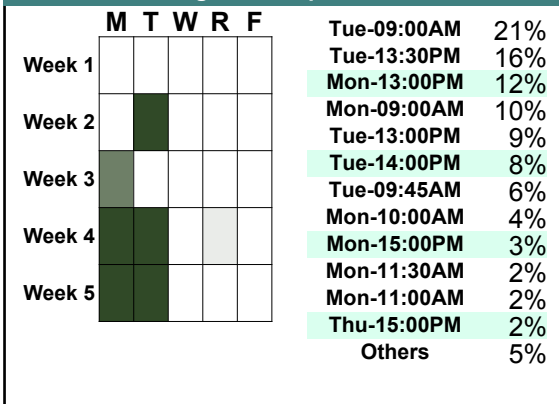
		<u>Filings</u>	<u>Hearings</u>	<u>Transactions</u>	<u>Concluded</u>	<u>Cont</u>
<u>Criminal</u>						
Capias	CA	5	10	10	2	8
Civil Violation	CV	1	7	7	3	4
Felony	F	31	71	71	20	51
Misdemeanor	M	79	225	226	69	157
Show Cause	SC	35	51	51	17	34
Criminal Total		151	364	365	111	254

		<u>Filings</u>	<u>Hearings</u>	<u>Transactions</u>	<u>Concluded</u>	<u>Cont</u>
<u>Traffic</u>						
Capias	CA	0	3	3	1	2
Infraction	I	342	360	486	352	134
Misdemeanor	M	47	121	121	48	73
Show Cause	SC	4	14	14	8	6
Traffic Total		393	498	624	409	215

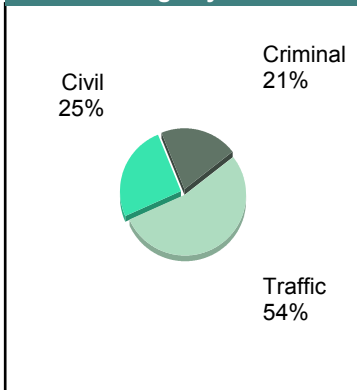
		<u>Filings</u>	<u>Hearings</u>	<u>Transactions</u>	<u>Concluded</u>	<u>Cont</u>
<u>Civil</u>						
Admin License	AL	5	1	6	5	-
Capias	CA	1	1	1	0	1
Counter Claim	CC	0	2	2	0	2
Detinue	DT	19	21	26	16	10
Garnishment	GA	52	19	81	62	18
Interrogatory	IN	0	4	9	5	4
Motion for Judgment	MJ	0	1	1	1	-
Protective Order	PO	3	1	4	3	1
Prelim Prot Order	PP	0	1	1	0	1
Show Cause	SC	7	8	12	5	7
Unlawful Detainer	UD	17	20	24	12	12
Warrant in Debt	WD	82	102	123	63	60
Civil Total		186	181	290	172	116

Prince Edward Totals		730	1,043	1,279	692	585
-----------------------------	--	------------	--------------	--------------	------------	------------

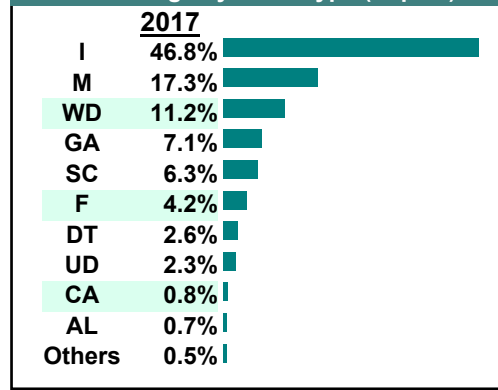
Calendared Filings with Top 12 Scheduled Times



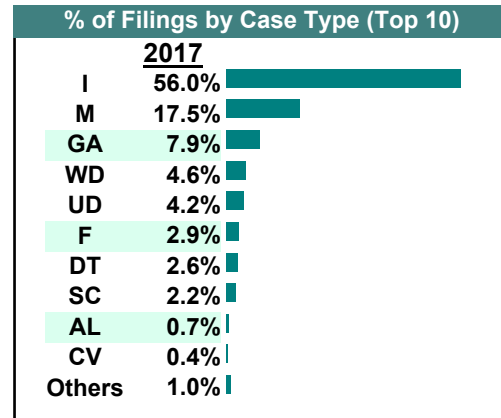
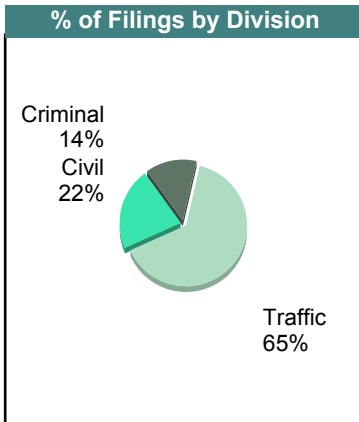
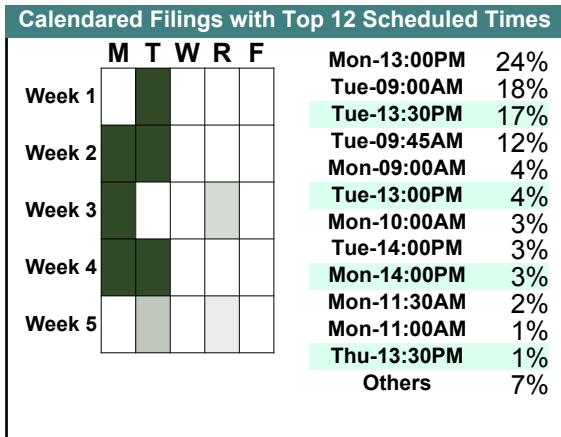
% of Filings by Division



% of Filings by Case Type (Top 10)

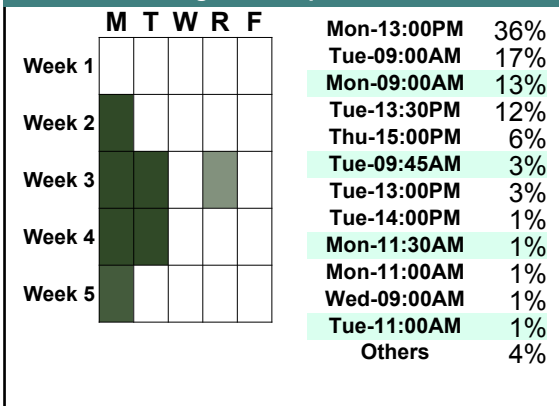


		<u>Filings</u>	<u>Hearings</u>	<u>Transactions</u>	<u>Concluded</u>	<u>Cont</u>
<u>Criminal</u>						
Capias	CA	2	7	7	3	4
Civil Violation	CV	3	7	7	3	4
Felony	F	21	46	46	16	30
Misdemeanor	M	67	228	230	80	149
Show Cause	SC	5	19	19	6	13
Criminal Total		98	307	309	108	200
<u>Traffic</u>						
Capias	CA	0	3	3	0	3
Felony	F	0	1	1	0	1
Infraction	I	403	425	588	436	151
Misdemeanor	M	59	154	154	64	90
Show Cause	SC	4	17	17	7	10
Traffic Total		466	600	763	507	255
<u>Civil</u>						
Admin License	AL	5	0	6	6	-
Detinue	DT	19	22	30	23	7
Garnishment	GA	57	35	84	49	35
Impoundment	IM	1	0	1	1	-
Interrogatory	IN	0	4	6	2	4
Overweight	OC	1	0	1	1	-
Protective Order	PO	3	4	8	4	4
Show Cause	SC	7	4	9	5	4
Unlawful Detainer	UD	30	22	34	27	7
Warrant in Debt	WD	33	53	68	42	25
Civil Total		156	144	247	160	86
Prince Edward Totals		720	1,051	1,319	775	541

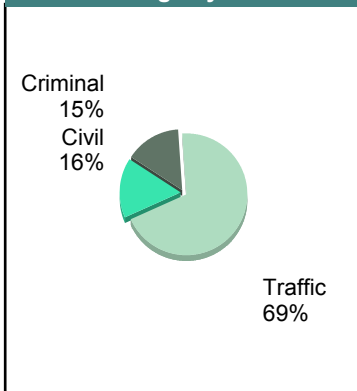


		<u>Filings</u>	<u>Hearings</u>	<u>Transactions</u>	<u>Concluded</u>	<u>Cont</u>
<u>Criminal</u>						
Capias	CA	5	13	13	10	3
Civil Violation	CV	0	2	2	1	1
Felony	F	19	91	91	36	55
Misdemeanor	M	92	211	220	113	107
Show Cause	SC	3	17	17	12	5
Criminal Total		119	334	343	172	171
<u>Traffic</u>						
Capias	CA	2	6	6	3	3
Felony	F	0	1	1	1	-
Infraction	I	489	467	664	468	196
Misdemeanor	M	68	133	133	44	89
Show Cause	SC	1	10	10	2	8
Traffic Total		560	617	814	518	296
<u>Civil</u>						
Admin License	AL	4	2	5	3	2
Counter Claim	CC	0	0	2	2	-
Detinue	DT	13	13	15	8	7
Garnishment	GA	40	16	49	33	16
Impoundment	IM	2	0	2	2	-
Motion for Judgment	MJ	1	1	1	0	1
Overweight	OC	5	5	5	0	5
Other	OT	1	0	1	1	-
Protective Order	PO	1	2	4	2	2
Show Cause	SC	1	1	1	0	1
Unlawful Detainer	UD	13	9	14	11	3
Warrant in Debt	WD	47	64	80	48	32
Civil Total		128	113	179	110	69
Prince Edward Totals		807	1,064	1,336	800	536

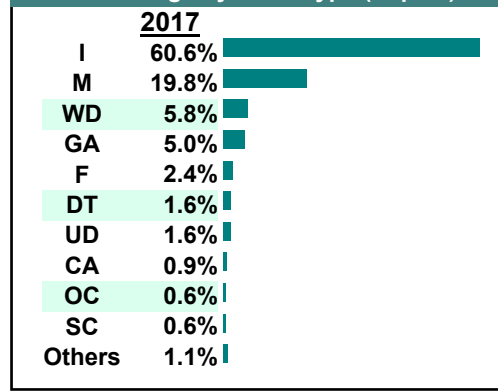
Calendared Filings with Top 12 Scheduled Times



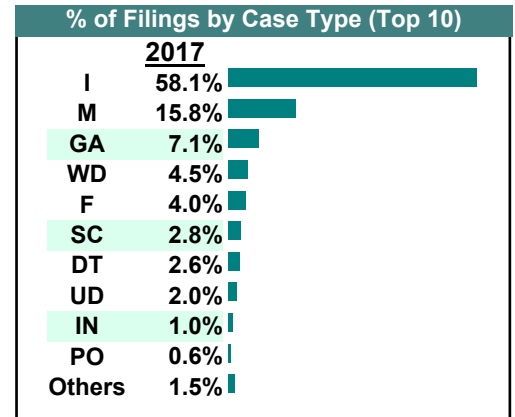
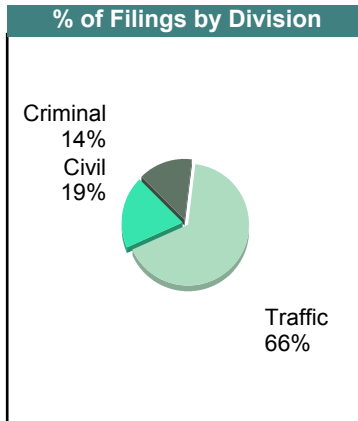
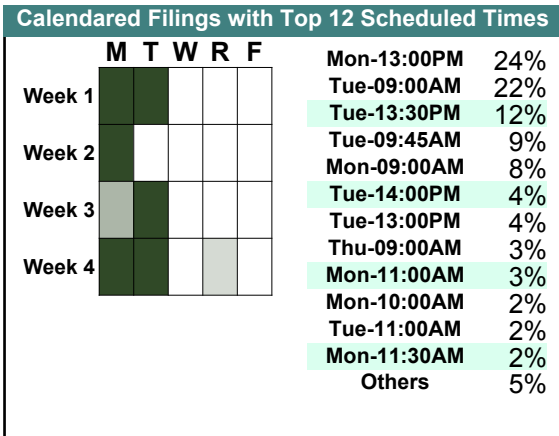
% of Filings by Division



% of Filings by Case Type (Top 10)

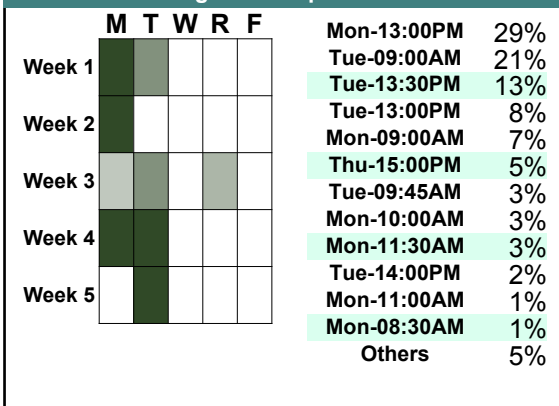


		<u>Filings</u>	<u>Hearings</u>	<u>Transactions</u>	<u>Concluded</u>	<u>Cont</u>
<u>Criminal</u>						
Capias	CA	3	14	14	2	12
Civil Violation	CV	2	5	5	2	3
Felony	F	33	67	67	3	64
Misdemeanor	M	73	211	211	71	140
Show Cause	SC	7	29	29	11	18
Criminal Total		118	326	326	89	237
<u>Traffic</u>						
Capias	CA	0	3	3	1	2
Felony	F	0	1	1	0	1
Infraction	I	475	443	630	444	186
Misdemeanor	M	56	126	126	50	76
Show Cause	SC	12	20	20	7	13
Traffic Total		543	593	780	502	278
<u>Civil</u>						
Admin License	AL	4	2	6	4	2
Counter Claim	CC	1	4	4	0	4
Detinue	DT	21	22	26	16	10
Garnishment	GA	58	14	69	55	14
Interrogatory	IN	8	9	14	5	9
Motion for Judgment	MJ	0	0	1	1	-
Other	OT	1	0	1	1	-
Protective Order	PO	5	4	6	2	4
Prelim Prot Order	PP	1	0	1	1	-
Show Cause	SC	4	2	8	6	2
Unlawful Detainer	UD	16	16	18	15	3
Warrant in Debt	WD	37	62	81	56	25
Civil Total		156	135	235	162	73
Prince Edward Totals		817	1,054	1,341	753	588

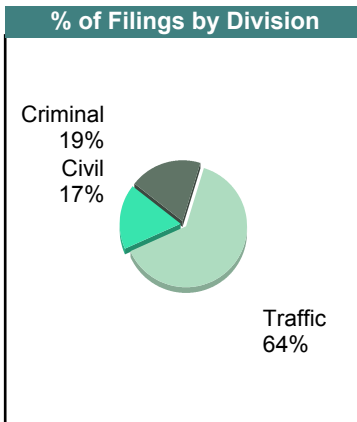


		<u>Filings</u>	<u>Hearings</u>	<u>Transactions</u>	<u>Concluded</u>	<u>Cont</u>
<u>Criminal</u>						
Capias	CA	2	8	8	3	5
Civil Violation	CV	6	7	7	0	7
Felony	F	21	44	44	14	30
Misdemeanor	M	117	236	252	92	160
Show Cause	SC	11	31	31	10	21
Criminal Total		157	326	342	119	223
<u>Traffic</u>						
Capias	CA	2	5	5	1	4
Felony	F	1	1	1	0	1
Infraction	I	452	461	612	460	152
Misdemeanor	M	67	151	151	66	85
Show Cause	SC	3	16	16	7	9
Traffic Total		525	634	785	534	251
<u>Civil</u>						
Admin License	AL	11	7	12	5	1
Counter Claim	CC	0	2	2	0	2
Detinue	DT	8	11	15	11	4
Garnishment	GA	41	10	62	52	9
Impoundment	IM	2	0	2	2	-
Interrogatory	IN	8	2	10	8	2
Other	OT	1	1	1	0	-
Prelim Prot Order	PP	1	0	1	1	-
Show Cause	SC	2	4	9	7	2
Unlawful Detainer	UD	21	18	25	22	3
Warrant in Debt	WD	47	86	101	52	48
Civil Total		142	141	240	160	71
Prince Edward Totals		824	1,101	1,367	813	545

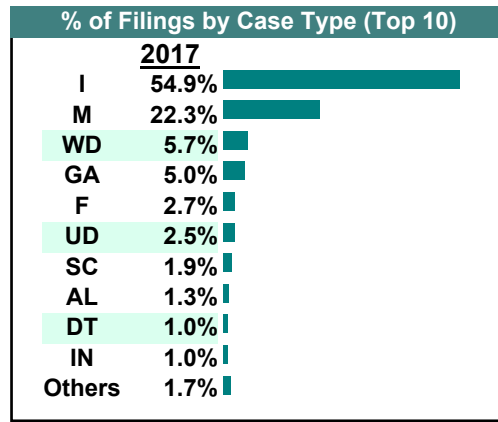
Calendarized Filings with Top 12 Scheduled Times



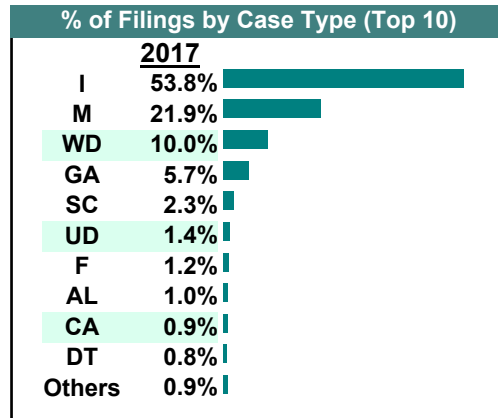
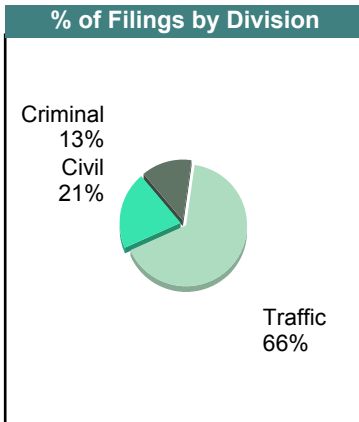
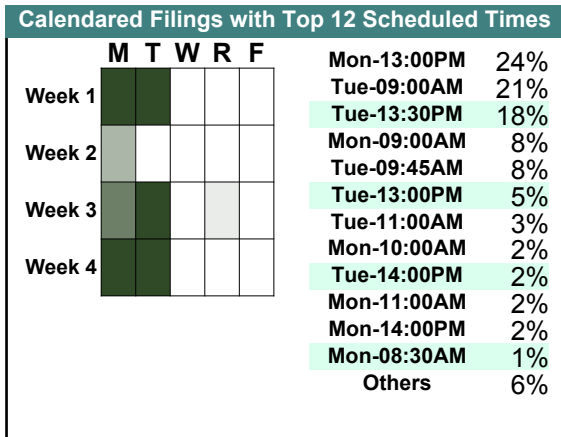
% of Filings by Division



% of Filings by Case Type (Top 10)



		<u>Filings</u>	<u>Hearings</u>	<u>Transactions</u>	<u>Concluded</u>	<u>Cont</u>
<u>Criminal</u>						
Capias	CA	5	8	8	4	4
Civil Violation	CV	1	1	1	0	1
Felony	F	8	25	25	9	16
Misdemeanor	M	82	167	170	66	103
Show Cause	SC	7	30	30	12	18
Criminal Total		103	231	234	91	142
<u>Traffic</u>						
Capias	CA	2	6	6	2	4
Felony	F	1	1	1	0	1
Infraction	I	413	384	533	384	149
Misdemeanor	M	86	141	143	62	81
Show Cause	SC	5	19	19	8	11
Traffic Total		507	551	702	456	246
<u>Civil</u>						
Admin License	AL	8	4	8	4	2
Detinue	DT	6	9	12	7	5
Garnishment	GA	44	23	57	34	23
Interrogatory	IN	4	3	6	3	3
Motion for Judgment	MJ	0	1	1	0	1
Protective Order	PO	0	2	2	0	1
Prelim Prot Order	PP	2	0	3	3	-
Show Cause	SC	6	8	9	1	8
Unlawful Detainer	UD	11	8	14	11	3
Warrant in Debt	WD	77	101	115	61	54
Civil Total		158	159	227	124	100
Prince Edward Totals		768	941	1,163	671	488

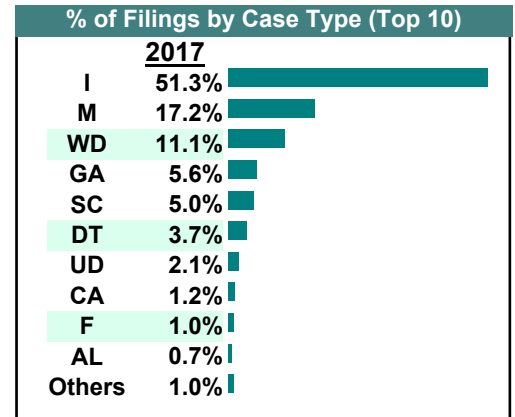
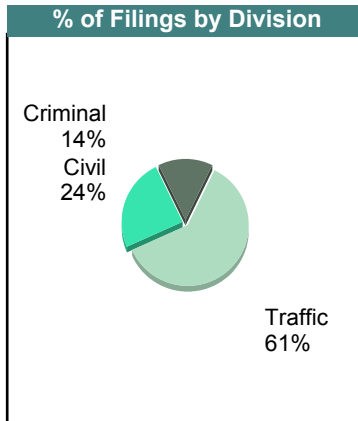
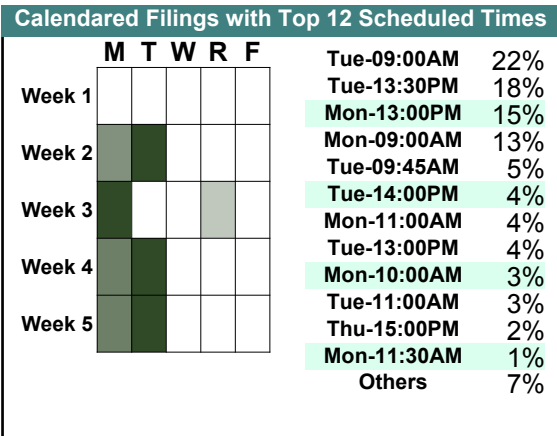


		<u>Filings</u>	<u>Hearings</u>	<u>Transactions</u>	<u>Concluded</u>	<u>Cont</u>
<u>Criminal</u>						
Capias	CA	5	15	15	7	8
Civil Violation	CV	0	1	1	1	-
Felony	F	7	48	48	20	28
Misdemeanor	M	63	224	227	90	136
Show Cause	SC	23	56	56	26	30
Criminal Total		98	344	347	144	202

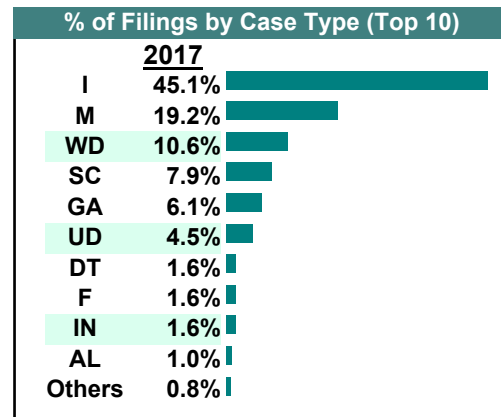
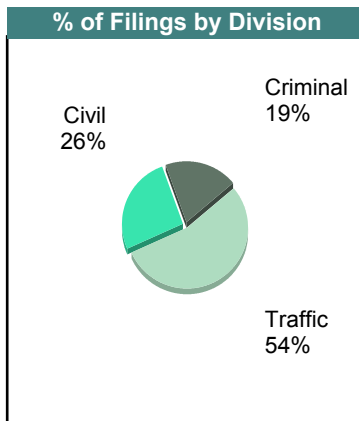
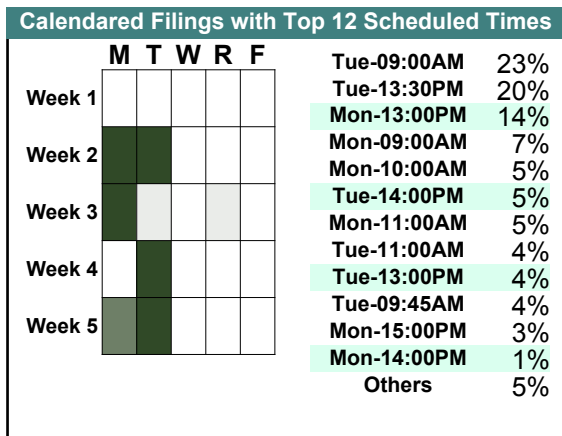
		<u>Filings</u>	<u>Hearings</u>	<u>Transactions</u>	<u>Concluded</u>	<u>Cont</u>
<u>Traffic</u>						
Capias	CA	3	5	5	0	5
Infraction	I	347	381	502	367	135
Misdemeanor	M	53	118	118	59	59
Show Cause	SC	10	24	24	9	15
Traffic Total		413	528	649	435	214

		<u>Filings</u>	<u>Hearings</u>	<u>Transactions</u>	<u>Concluded</u>	<u>Cont</u>
<u>Civil</u>						
Admin License	AL	5	0	5	5	-
Capias	CA	0	0	1	1	-
Counter Claim	CC	1	3	3	0	3
Detinue	DT	25	15	35	28	7
Garnishment	GA	38	13	50	37	12
Interrogatory	IN	2	5	5	0	5
Motion for Judgment	MJ	1	1	1	0	1
Protective Order	PO	1	2	3	1	2
Prelim Prot Order	PP	1	1	1	0	1
Petition-Restore Arms	PR	1	0	1	1	-
Show Cause	SC	1	3	4	1	3
Unlawful Detainer	UD	14	8	16	14	2
Warrant in Debt	WD	75	75	98	66	32
Civil Total		165	126	223	154	68

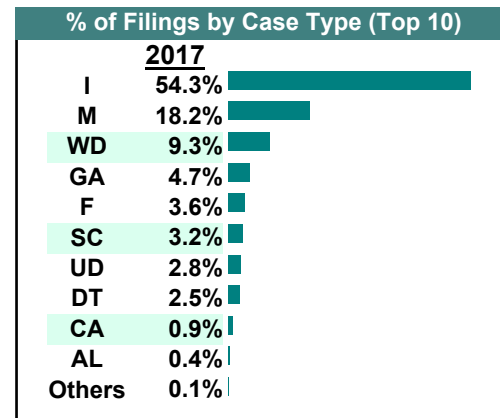
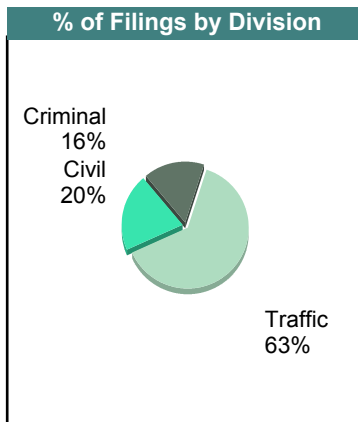
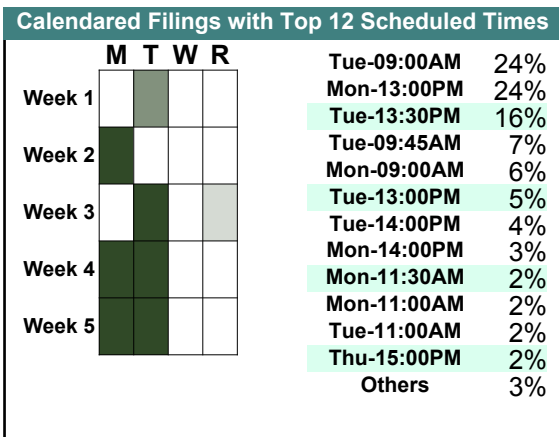
Prince Edward Totals		676	998	1,219	733	484
-----------------------------	--	------------	------------	--------------	------------	------------



		<u>Filings</u>	<u>Hearings</u>	<u>Transactions</u>	<u>Concluded</u>	<u>Cont</u>
<u>Criminal</u>						
Capias	CA	2	12	12	4	8
Felony	F	10	37	38	16	22
Misdemeanor	M	75	203	203	76	127
Show Cause	SC	33	53	53	19	34
Criminal Total		120	305	306	115	191
<u>Traffic</u>						
Capias	CA	1	5	5	2	3
Infraction	I	280	298	390	291	99
Misdemeanor	M	44	113	114	56	58
Show Cause	SC	13	24	24	13	11
Traffic Total		338	440	533	362	171
<u>Civil</u>						
Admin License	AL	6	1	6	5	-
Capias	CA	0	1	2	1	1
Counter Claim	CC	0	2	2	0	2
Detinue	DT	10	12	19	15	4
Garnishment	GA	38	14	46	32	13
Interrogatory	IN	10	6	11	5	4
Protective Order	PO	2	4	4	0	3
Show Cause	SC	3	3	4	1	3
Unlawful Detainer	UD	28	13	28	25	3
Warrant in Debt	WD	66	83	97	69	28
Civil Total		163	139	219	153	61
Prince Edward Totals		621	884	1,058	630	423



		<u>Filings</u>	<u>Hearings</u>	<u>Transactions</u>	<u>Concluded</u>	<u>Cont</u>
<u>Criminal</u>						
Capias	CA	4	11	11	2	9
Civil Violation	CV	0	3	3	2	1
Felony	F	31	67	67	12	55
Misdemeanor	M	89	229	234	90	144
Show Cause	SC	15	32	32	11	21
Criminal Total		139	342	347	117	230
<u>Traffic</u>						
Capias	CA	2	5	5	2	3
Felony	F	0	2	2	2	-
Infraction	I	462	439	617	453	163
Misdemeanor	M	66	149	149	62	87
Show Cause	SC	8	19	19	5	14
Traffic Total		538	614	792	524	267
<u>Civil</u>						
Admin License	AL	3	3	3	0	-
Capias	CA	2	2	3	1	2
Counter Claim	CC	0	2	2	0	2
Detinue	DT	21	19	25	13	12
Garnishment	GA	40	14	50	36	8
Interrogatory	IN	0	0	4	4	-
Protective Order	PO	1	2	2	0	2
Show Cause	SC	4	2	7	6	1
Unlawful Detainer	UD	24	21	29	28	1
Warrant in Debt	WD	79	102	116	70	46
Civil Total		174	167	241	158	74
Prince Edward Totals		851	1,123	1,380	799	571



Filings by Court & Division

	Appomattox	Buckingham	Charlotte	Cumberland	Halifax	Lunenburg	Mecklenburg	Prince Edward	Total	
C	Misdemeanor	333 7%	341 7%	305 6%	315 6%	1,231 25%	261 5%	1,134 23%	966 20%	4,886
	Felony	160 11%	182 13%	117 8%	85 6%	263 19%	66 5%	254 18%	272 19%	1,399
	Show Cause	54 8%	72 10%	46 6%	20 3%	235 33%	34 5%	102 14%	155 22%	718
	Capias	15 6%	14 6%	21 9%	12 5%	80 33%	15 6%	46 19%	40 16%	243
	Civil Violation	8 7%	6 5%	8 7%	7 6%	25 22%	4 3%	42 37%	15 13%	115
	Motion	- 0%	4 11%	- 0%	- 0%	33 89%	- 0%	- 0%	- 0%	37
	Total	570 8%	619 8%	497 7%	439 6%	1,867 25%	380 5%	1,578 21%	1,448 20%	7,398
T	Infraction	1,907 7%	2,421 8%	3,047 10%	3,590 12%	5,982 20%	1,509 5%	5,760 20%	5,072 17%	29,288
	Misdemeanor	335 4%	499 7%	450 6%	308 4%	1,290 17%	387 5%	3,504 47%	737 10%	7,510
	Show Cause	21 7%	61 20%	18 6%	29 9%	73 23%	9 3%	35 11%	65 21%	311
	Capias	10 7%	7 5%	15 10%	2 1%	55 38%	12 8%	29 20%	16 11%	146
	Felony	9 18%	5 10%	4 8%	3 6%	8 16%	4 8%	12 24%	6 12%	51
	Restricted O/L	- 0%	- 0%	- 0%	- 0%	24 92%	- 0%	2 8%	- 0%	26
	Motion	1 7%	6 40%	- 0%	- 0%	8 53%	- 0%	- 0%	- 0%	15
	Civil Violation	1 20%	2 40%	1 20%	- 0%	- 0%	- 0%	- 0%	1 20%	5
Total	2,284 6%	3,001 8%	3,535 9%	3,932 11%	7,440 20%	1,921 5%	9,342 25%	5,897 16%	37,352	
V	Warrant in Debt	471 9%	273 5%	303 6%	164 3%	1,155 22%	132 3%	1,930 37%	740 14%	5,168
	Garnishment	154 7%	116 5%	68 3%	57 3%	569 27%	114 5%	534 25%	530 25%	2,142
	Unlawful Detainer	80 8%	67 7%	85 9%	48 5%	233 24%	53 5%	184 19%	225 23%	975
	Detinue	115 17%	9 1%	- 0%	- 0%	181 27%	1 0%	173 26%	191 29%	670
	Admin License	43 14%	27 9%	8 3%	12 4%	69 22%	8 3%	69 22%	73 24%	309
	Prelim Prot Order	18 10%	5 3%	11 6%	18 10%	66 35%	18 10%	38 20%	13 7%	187
	Protective Order	21 12%	11 6%	4 2%	8 5%	49 28%	22 13%	38 22%	19 11%	172

	Appomattox	Buckingham	Charlotte	Cumberland	Halifax	Lunenburg	Mecklenburg	Prince Edward	Total
V Interrogatory	42	17	14	7	18	1	6	38	143
	29%	12%	10%	5%	13%	1%	4%	27%	
Impoundment	6	11	4	1	22	6	52	6	108
	6%	10%	4%	1%	20%	6%	48%	6%	
Show Cause	12	8	9	1	7	-	4	40	81
	15%	10%	11%	1%	9%	0%	5%	49%	
Other	9	1	21	-	4	2	16	3	56
	16%	2%	38%	0%	7%	4%	29%	5%	
Abstract	9	2	-	3	9	-	12	2	37
	24%	5%	0%	8%	24%	0%	32%	5%	
Bond Forfeiture	5	-	-	3	19	1	3	-	31
	16%	0%	0%	10%	61%	3%	10%	0%	
Overweight	-	-	4	-	2	-	-	7	13
	0%	0%	31%	0%	15%	0%	0%	54%	
Capias	2	-	3	-	-	-	-	5	10
	20%	0%	30%	0%	0%	0%	0%	50%	
Motion for Judgment	-	1	1	-	-	-	4	2	8
	0%	13%	13%	0%	0%	0%	50%	25%	
Petition-Restore Arms	-	-	1	-	4	1	-	1	7
	0%	0%	14%	0%	57%	14%	0%	14%	
Restricted O/L	-	-	5	-	-	-	-	-	5
	0%	0%	100%	0%	0%	0%	0%	0%	
Tenants Assertion	-	-	1	-	2	-	1	-	4
	0%	0%	25%	0%	50%	0%	25%	0%	
Counter Claim	-	-	-	1	-	-	-	2	3
	0%	0%	0%	33%	0%	0%	0%	67%	
Total	987	548	542	323	2,409	359	3,064	1,897	10,129
	10%	5%	5%	3%	24%	4%	30%	19%	
Total	3,841	4,168	4,574	4,694	11,716	2,660	13,984	9,242	54,879
	7%	8%	8%	9%	21%	5%	25%	17%	

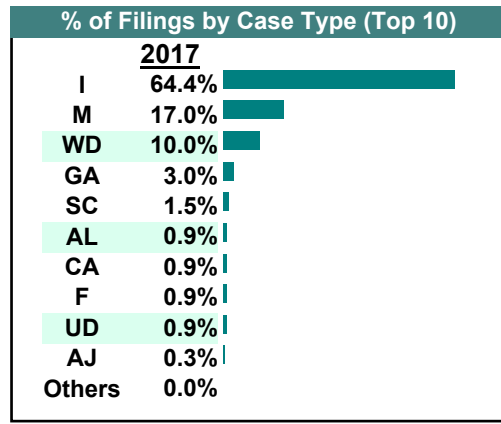
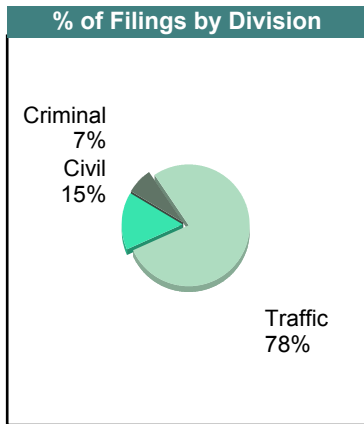
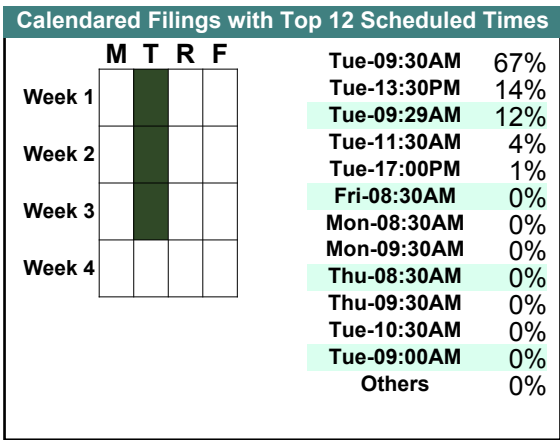
CASELOAD STATISTICS OF THE GENERAL DISTRICT COURTS

Amelia

District: 11

December 2017

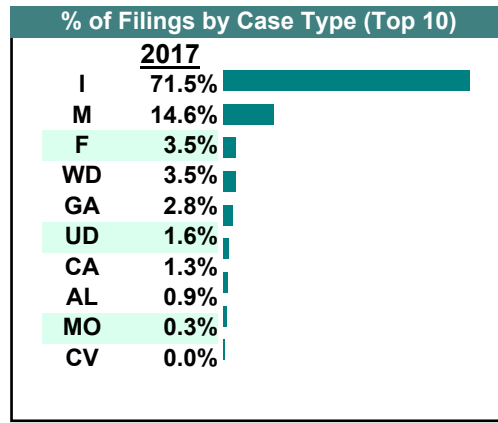
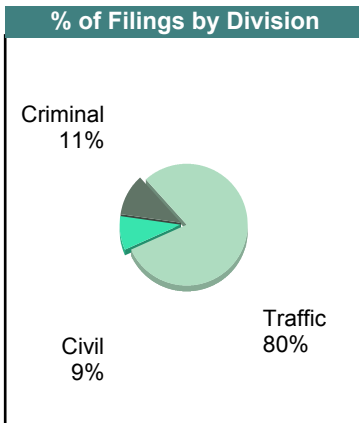
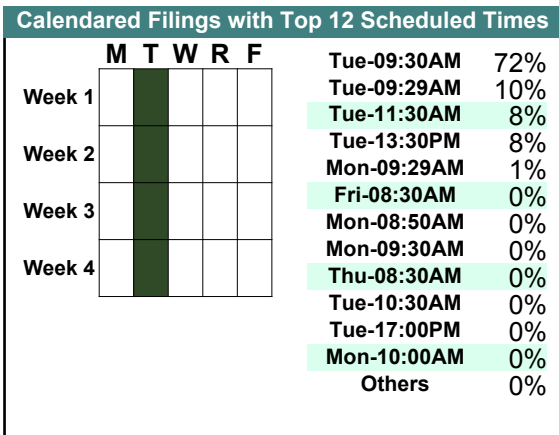
		<u>Filings</u>	<u>Hearings</u>	<u>Transactions</u>	<u>Concluded</u>	<u>Cont</u>
<u>Criminal</u>						
Capias	CA	2	5	5	3	2
Felony	F	3	15	15	6	9
Misdemeanor	M	17	43	43	17	26
Show Cause	SC	1	1	1	1	-
Criminal Total		23	64	64	27	37
<u>Traffic</u>						
Capias	CA	1	3	3	2	1
Infraction	I	212	191	288	226	62
Misdemeanor	M	39	73	73	19	54
Show Cause	SC	4	4	4	2	2
Traffic Total		256	271	368	249	119
<u>Civil</u>						
Abstract	AJ	1	0	1	1	-
Admin License	AL	3	3	3	0	-
Garnishment	GA	10	2	11	9	2
Protective Order	PO	0	0	1	1	-
Unlawful Detainer	UD	3	2	3	3	-
Warrant in Debt	WD	33	31	34	21	13
Civil Total		50	38	53	35	15
Amelia Totals		329	373	485	311	171



CASELOAD STATISTICS OF THE GENERAL DISTRICT COURTS

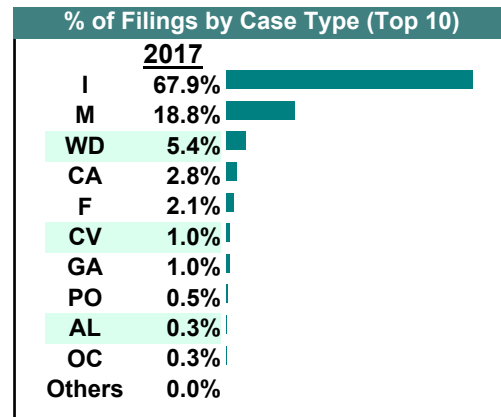
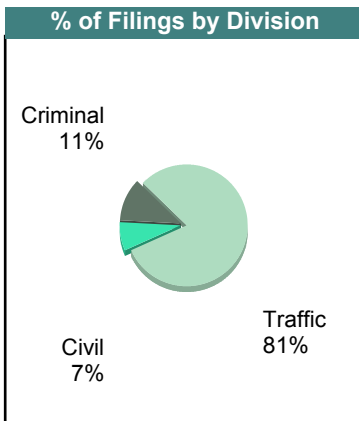
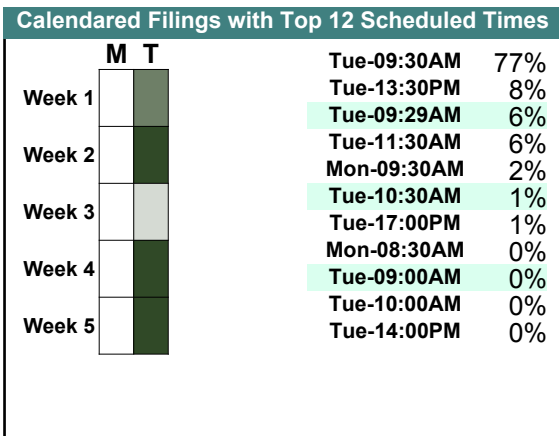
November 2017

		<u>Filings</u>	<u>Hearings</u>	<u>Transactions</u>	<u>Concluded</u>	<u>Cont</u>
<u>Criminal</u>						
Capias	CA	2	9	9	1	8
Civil Violation	CV	0	3	3	2	1
Felony	F	11	30	30	9	21
Misdemeanor	M	21	53	53	13	40
Motion	MO	1	1	1	1	-
Criminal Total		35	96	96	26	70
<u>Traffic</u>						
Capias	CA	2	4	4	3	1
Infraction	I	226	185	280	220	59
Misdemeanor	M	25	76	76	29	47
Traffic Total		253	265	360	252	107
<u>Civil</u>						
Admin License	AL	3	3	3	0	-
Garnishment	GA	9	0	9	9	-
Unlawful Detainer	UD	5	3	5	5	-
Warrant in Debt	WD	11	13	17	9	7
Civil Total		28	19	34	23	7
Amelia Totals		316	380	490	301	184



October 2017

		Filings	Hearings	Transactions	Concluded	Cont
<u>Criminal</u>						
Capias	CA	6	7	7	0	7
Civil Violation	CV	4	4	4	2	2
Felony	F	7	21	21	4	17
Misdemeanor	M	27	77	78	33	45
Show Cause	SC	0	2	2	1	1
Criminal Total		44	111	112	40	72
<u>Traffic</u>						
Capias	CA	5	16	16	12	4
Felony	F	1	2	2	1	1
Infraction	I	264	258	366	280	85
Misdemeanor	M	46	124	124	61	63
Show Cause	SC	0	1	1	1	-
Traffic Total		316	401	509	355	153
<u>Civil</u>						
Admin License	AL	1	0	1	1	-
Garnishment	GA	4	2	9	7	2
Overweight	OC	1	0	1	1	-
Protective Order	PO	2	2	4	2	2
Unlawful Detainer	UD	0	1	1	1	-
Warrant in Debt	WD	21	22	32	26	6
Civil Total		29	27	48	38	10
Amelia Totals		389	539	669	433	235



CASELOAD STATISTICS OF THE GENERAL DISTRICT COURTS

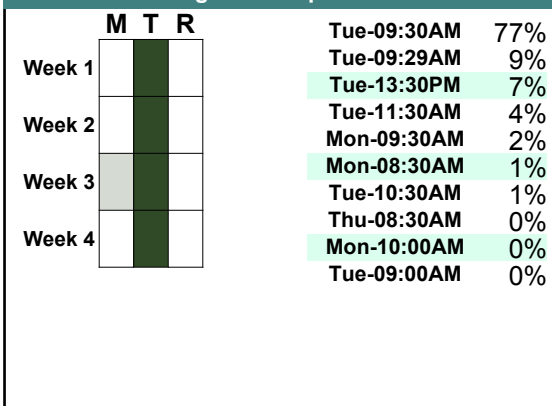
September 2017

Amelia

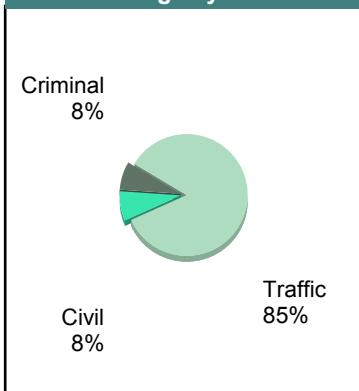
District: 11

		<u>Filings</u>	<u>Hearings</u>	<u>Transactions</u>	<u>Concluded</u>	<u>Cont</u>
<u>Criminal</u>						
Capias	CA	0	1	1	1	-
Civil Violation	CV	0	1	1	0	1
Felony	F	8	24	24	11	13
Misdemeanor	M	16	46	46	9	37
Show Cause	SC	3	3	3	1	2
Criminal Total		27	75	75	22	53
<u>Traffic</u>						
Capias	CA	4	12	12	3	9
Felony	F	1	3	3	2	1
Infraction	I	264	275	377	280	95
Misdemeanor	M	28	91	91	32	59
Other	O	1	1	1	1	-
Show Cause	SC	1	3	3	1	2
Traffic Total		299	385	487	319	166
<u>Civil</u>						
Admin License	AL	4	3	4	1	-
Garnishment	GA	7	4	7	3	4
Prelim Prot Order	PP	0	0	1	1	-
Unlawful Detainer	UD	2	2	3	2	1
Warrant in Debt	WD	14	11	17	13	4
Civil Total		27	20	32	20	9
Amelia Totals		353	480	594	361	228

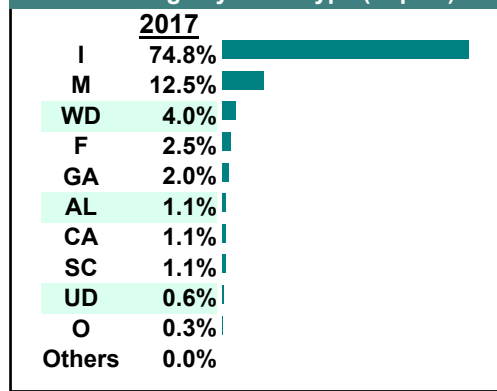
Calendared Filings with Top 12 Scheduled Times



% of Filings by Division



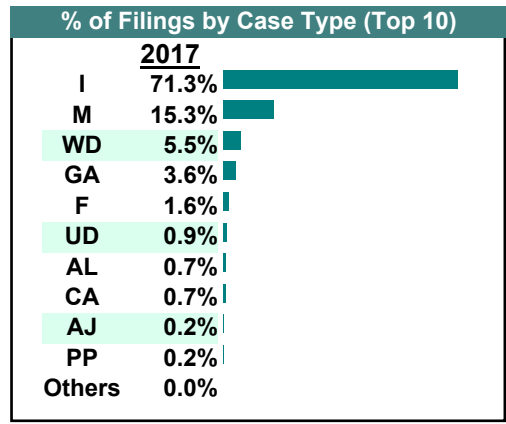
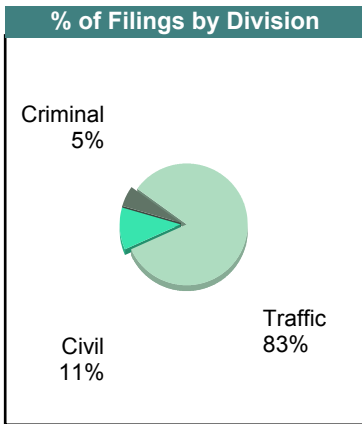
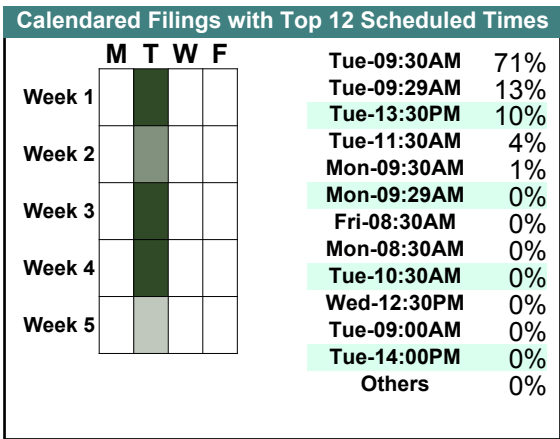
% of Filings by Case Type (Top 10)



CASELOAD STATISTICS OF THE GENERAL DISTRICT COURTS

August 2017

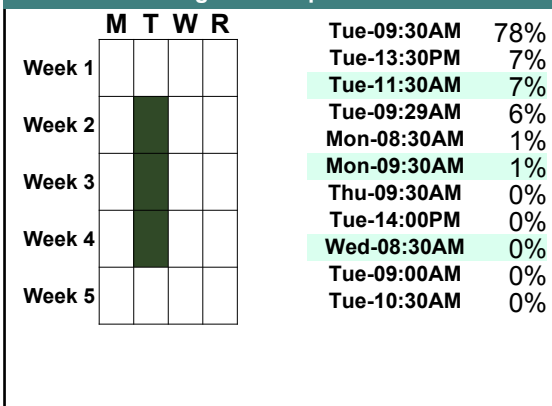
		<u>Filings</u>	<u>Hearings</u>	<u>Transactions</u>	<u>Concluded</u>	<u>Cont</u>
<u>Criminal</u>						
Capias	CA	0	5	5	4	1
Civil Violation	CV	0	6	6	3	3
Felony	F	5	15	15	4	11
Misdemeanor	M	19	36	36	11	25
Criminal Total		24	62	62	22	40
<u>Traffic</u>						
Capias	CA	3	10	10	3	7
Felony	F	2	3	3	1	2
Infraction	I	313	281	395	295	100
Misdemeanor	M	48	101	101	42	59
Traffic Total		366	395	509	341	168
<u>Civil</u>						
Abstract	AJ	1	0	1	1	-
Admin License	AL	3	1	3	2	-
Detinue	DT	0	0	1	1	-
Garnishment	GA	16	0	17	17	-
Prelim Prot Order	PP	1	1	1	0	1
Unlawful Detainer	UD	4	4	5	4	1
Warrant in Debt	WD	24	23	31	21	10
Civil Total		49	29	59	46	12
Amelia Totals		439	486	630	409	220



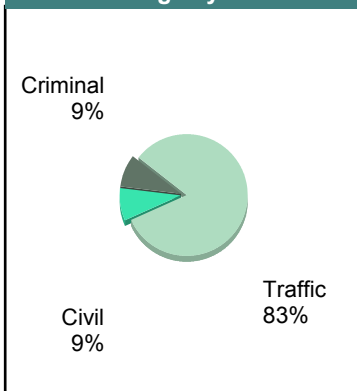
July 2017

		<u>Filings</u>	<u>Hearings</u>	<u>Transactions</u>	<u>Concluded</u>	<u>Cont</u>
<u>Criminal</u>						
Capias	CA	3	4	4	0	4
Civil Violation	CV	0	1	1	0	1
Felony	F	13	25	25	5	20
Misdemeanor	M	9	20	23	9	14
Show Cause	SC	0	1	1	1	-
Criminal Total		25	51	54	15	39
<u>Traffic</u>						
Capias	CA	3	3	3	1	2
Infraction	I	204	190	271	231	40
Misdemeanor	M	32	53	53	22	31
Show Cause	SC	0	1	1	0	1
Traffic Total		239	247	328	254	74
<u>Civil</u>						
Admin License	AL	3	2	3	1	-
Detinue	DT	0	1	1	0	1
Garnishment	GA	3	0	4	4	-
Impoundment	IM	1	1	1	0	-
Prelim Prot Order	PP	1	0	1	1	-
Unlawful Detainer	UD	4	4	4	4	-
Warrant in Debt	WD	13	10	15	15	-
Civil Total		25	18	29	25	1
Amelia Totals		289	316	411	294	114


Calendared Filings with Top 12 Scheduled Times



% of Filings by Division



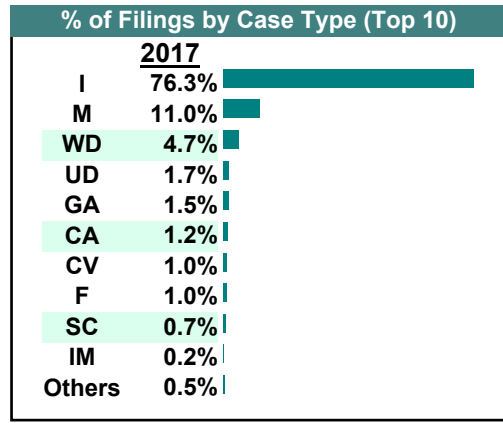
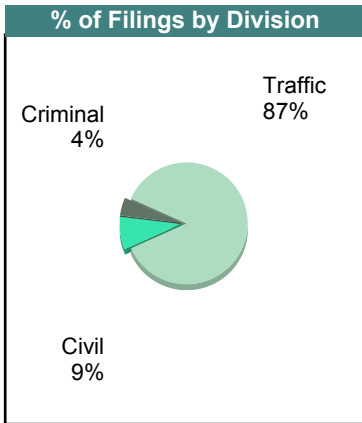
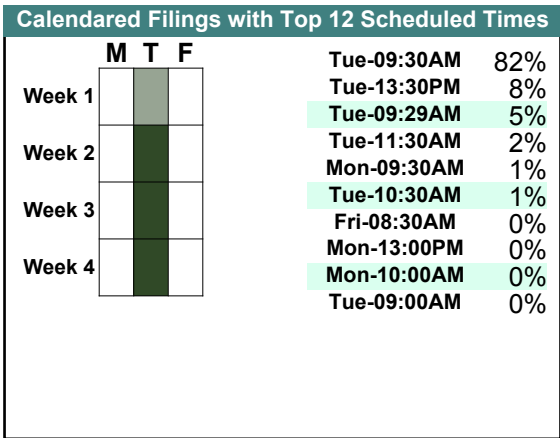
% of Filings by Case Type (Top 10)



CASELOAD STATISTICS OF THE GENERAL DISTRICT COURTS

June 2017

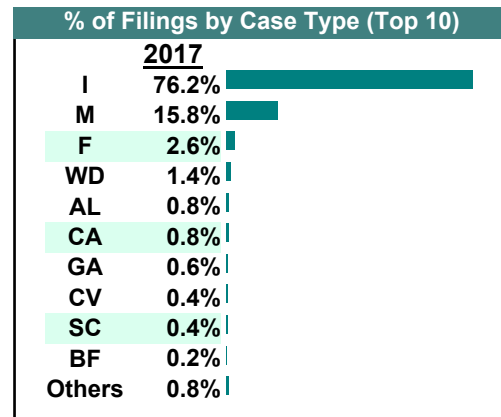
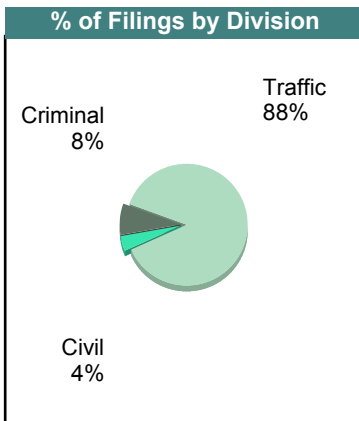
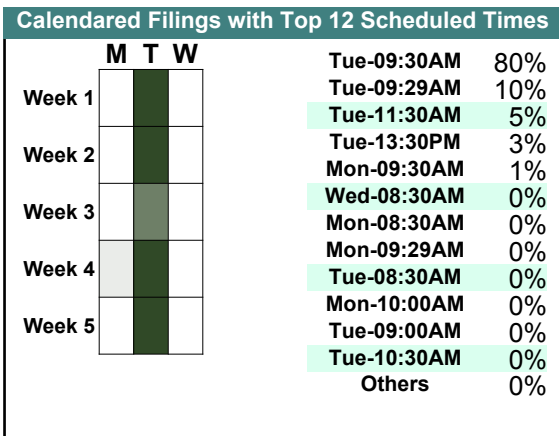
		<u>Filings</u>	<u>Hearings</u>	<u>Transactions</u>	<u>Concluded</u>	<u>Cont</u>
<u>Criminal</u>						
Capias	CA	1	2	2	1	1
Civil Violation	CV	4	6	6	2	4
Felony	F	3	21	21	10	11
Misdemeanor	M	10	45	46	24	22
Show Cause	SC	0	2	2	1	1
Criminal Total		18	76	77	38	39
<u>Traffic</u>						
Capias	CA	4	6	6	3	3
Felony	F	1	1	1	0	1
Infraction	I	306	241	375	296	79
Misdemeanor	M	34	101	101	55	46
Show Cause	SC	3	3	3	2	1
Traffic Total		348	352	486	356	130
<u>Civil</u>						
Garnishment	GA	6	2	6	4	2
Impoundment	IM	1	0	1	1	-
Interrogatory	IN	1	0	1	1	-
Protective Order	PO	0	2	2	0	2
Prelim Prot Order	PP	1	2	3	1	2
Unlawful Detainer	UD	7	4	8	7	1
Warrant in Debt	WD	19	14	22	16	6
Civil Total		35	24	43	30	13
Amelia Totals		401	452	606	424	182



CASELOAD STATISTICS OF THE GENERAL DISTRICT COURTS

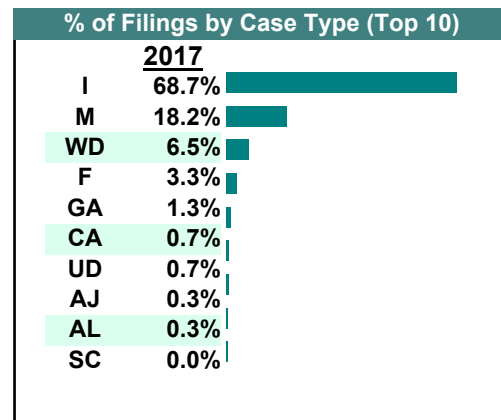
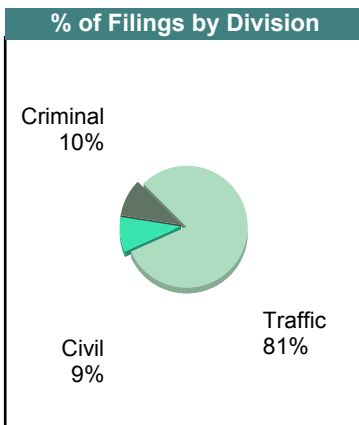
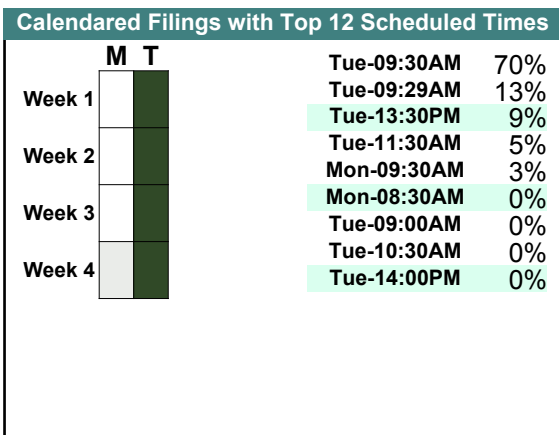
May 2017

		<u>Filings</u>	<u>Hearings</u>	<u>Transactions</u>	<u>Concluded</u>	<u>Cont</u>
<u>Criminal</u>						
Capias	CA	1	2	2	0	2
Civil Violation	CV	2	2	2	0	2
Felony	F	13	33	33	14	19
Misdemeanor	M	24	60	60	28	32
Show Cause	SC	2	2	2	0	2
Criminal Total		42	99	99	42	57
<u>Traffic</u>						
Capias	CA	3	9	9	2	7
Infraction	I	377	278	464	375	89
Misdemeanor	M	54	123	123	54	69
Traffic Total		434	410	596	431	165
<u>Civil</u>						
Admin License	AL	4	2	4	2	-
Bond Forfeiture	BF	1	0	1	1	-
Detinue	DT	1	1	1	0	1
Garnishment	GA	3	0	3	3	-
Other	OT	1	0	1	1	-
Protective Order	PO	1	1	1	0	1
Unlawful Detainer	UD	1	0	1	1	-
Warrant in Debt	WD	7	10	10	8	2
Civil Total		19	14	22	16	4
Amelia Totals		495	523	717	489	226



April 2017

		<u>Filings</u>	<u>Hearings</u>	<u>Transactions</u>	<u>Concluded</u>	<u>Cont</u>
<u>Criminal</u>						
Capias	CA	1	4	4	2	2
Felony	F	10	13	13	1	12
Misdemeanor	M	20	30	30	6	24
Show Cause	SC	0	2	2	2	-
Criminal Total		31	49	49	11	38
<u>Traffic</u>						
Capias	CA	1	4	4	2	2
Infraction	I	211	189	260	187	73
Misdemeanor	M	36	73	73	25	48
Traffic Total		248	266	337	214	123
<u>Civil</u>						
Abstract	AJ	1	0	1	1	-
Admin License	AL	1	1	1	0	-
Garnishment	GA	4	0	4	4	-
Unlawful Detainer	UD	2	3	4	3	1
Warrant in Debt	WD	20	19	28	19	9
Civil Total		28	23	38	27	10
Amelia Totals		307	338	424	252	171

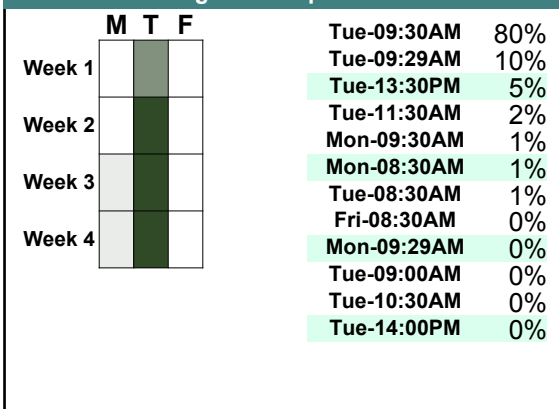


CASELOAD STATISTICS OF THE GENERAL DISTRICT COURTS

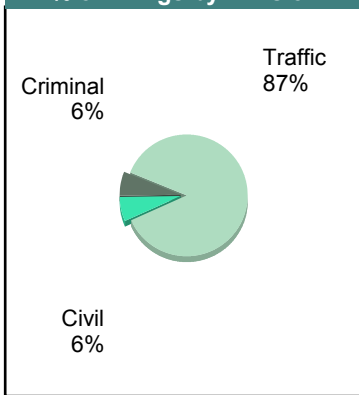
March 2017

		<u>Filings</u>	<u>Hearings</u>	<u>Transactions</u>	<u>Concluded</u>	<u>Cont</u>
<u>Criminal</u>						
Capias	CA	2	3	3	1	2
Felony	F	4	12	12	5	7
Misdemeanor	M	17	60	61	20	41
Show Cause	SC	2	3	3	1	2
Criminal Total		25	78	79	27	52
<u>Traffic</u>						
Capias	CA	4	7	7	3	4
Civil Violation	CV	0	1	1	1	-
Infraction	I	297	262	394	311	83
Misdemeanor	M	41	95	95	49	46
Show Cause	SC	0	1	1	1	-
Traffic Total		342	366	498	365	133
<u>Civil</u>						
Admin License	AL	5	2	5	3	-
Garnishment	GA	4	0	4	4	-
Impoundment	IM	2	2	2	0	-
Unlawful Detainer	UD	2	3	3	1	2
Warrant in Debt	WD	12	14	16	11	5
Civil Total		25	21	30	19	7
Amelia Totals		392	465	607	411	192

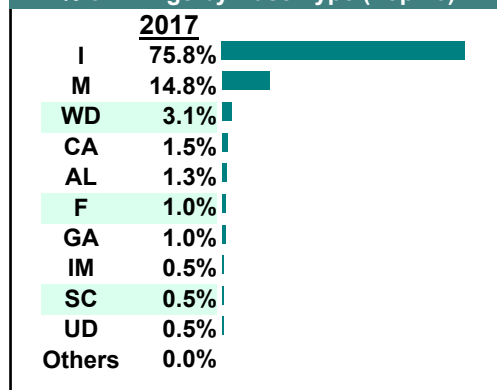
Calendared Filings with Top 12 Scheduled Times



% of Filings by Division



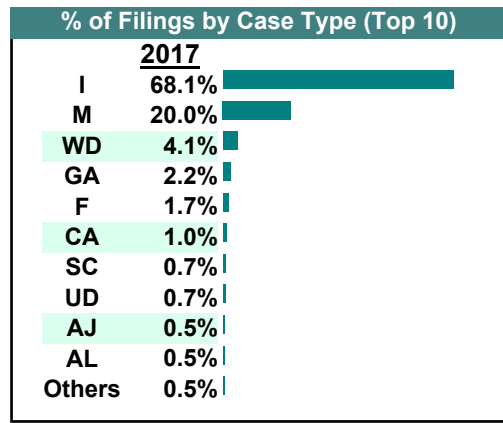
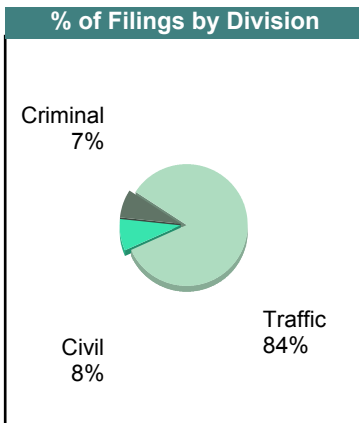
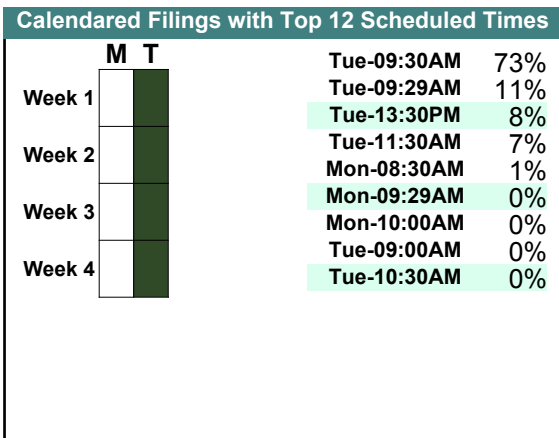
% of Filings by Case Type (Top 10)



CASELOAD STATISTICS OF THE GENERAL DISTRICT COURTS

February 2017

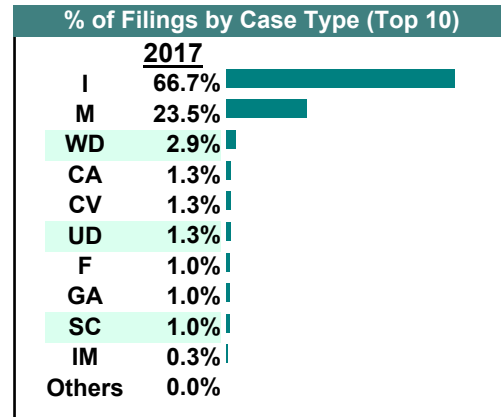
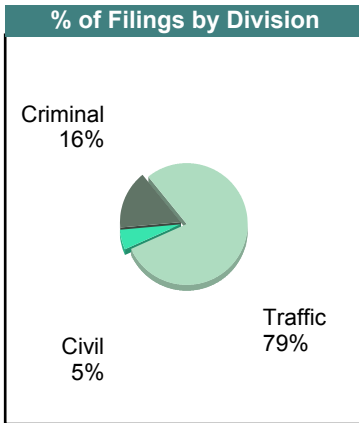
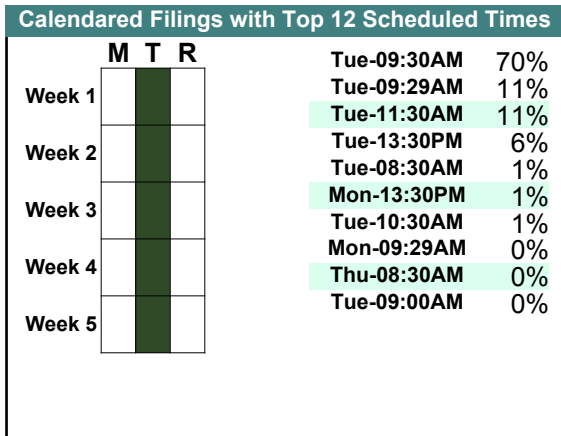
		<u>Filings</u>	<u>Hearings</u>	<u>Transactions</u>	<u>Concluded</u>	<u>Cont</u>
<u>Criminal</u>						
Civil Violation	CV	0	2	2	2	-
Felony	F	7	20	20	6	14
Misdemeanor	M	22	52	52	18	34
Show Cause	SC	2	3	3	2	1
Criminal Total		31	77	77	28	49
<u>Traffic</u>						
Capias	CA	4	6	6	3	3
Civil Violation	CV	0	2	2	2	-
Infraction	I	282	217	337	264	72
Misdemeanor	M	61	110	110	39	71
Show Cause	SC	1	3	3	2	1
Traffic Total		348	338	458	310	147
<u>Civil</u>						
Abstract	AJ	2	0	2	2	-
Admin License	AL	2	2	3	1	-
Detinue	DT	1	1	1	1	-
Garnishment	GA	9	0	10	10	-
Impoundment	IM	1	0	1	1	-
Unlawful Detainer	UD	3	3	3	2	1
Warrant in Debt	WD	17	15	22	19	3
Civil Total		35	21	42	36	4
Amelia Totals		414	436	577	374	200



CASELOAD STATISTICS OF THE GENERAL DISTRICT COURTS

January 2017

		<u>Filings</u>	<u>Hearings</u>	<u>Transactions</u>	<u>Concluded</u>	<u>Cont</u>
<u>Criminal</u>						
Capias	CA	1	1	1	0	1
Civil Violation	CV	4	6	6	3	3
Felony	F	3	11	11	6	4
Misdemeanor	M	38	67	72	34	38
Show Cause	SC	3	3	3	2	1
Criminal Total		49	88	93	45	47
<u>Traffic</u>						
Capias	CA	3	6	6	3	3
Civil Violation	CV	0	2	2	0	2
Felony	F	0	3	3	3	-
Infraction	I	210	225	288	229	59
Misdemeanor	M	36	103	103	53	50
Show Cause	SC	0	3	3	1	2
Traffic Total		249	342	405	289	116
<u>Civil</u>						
Garnishment	GA	3	0	3	3	-
Impoundment	IM	1	0	1	1	-
Prelim Prot Order	PP	0	0	2	2	-
Petition-Restore Arms	PR	0	0	1	1	-
Unlawful Detainer	UD	4	2	5	5	-
Warrant in Debt	WD	9	6	13	10	3
Civil Total		17	8	25	22	3
Amelia Totals		315	438	523	356	166



CASELOAD STATISTICS OF THE GENERAL DISTRICT COURTS


December 2017

Dinwiddie

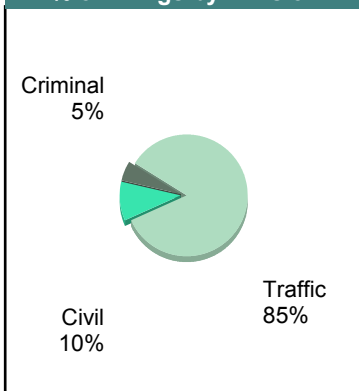
District: 11

		<u>Filings</u>	<u>Hearings</u>	<u>Transactions</u>	<u>Concluded</u>	<u>Cont</u>
<u>Criminal</u>						
Capias	CA	5	16	16	3	13
Civil Violation	CV	0	1	1	0	1
Felony	F	13	49	49	12	37
Misdemeanor	M	35	134	134	53	81
Show Cause	SC	1	7	7	1	6
Criminal Total		54	207	207	69	138
<u>Traffic</u>						
Capias	CA	7	16	16	9	7
Infraction	I	607	608	825	653	172
Misdemeanor	M	245	578	578	366	212
Restricted O/L	RL	2	2	2	2	-
Show Cause	SC	3	4	4	2	2
Traffic Total		864	1,208	1,425	1,032	393
<u>Civil</u>						
Abstract	AJ	1	0	1	1	-
Admin License	AL	1	0	1	1	-
Bond Forfeiture	BF	1	1	2	1	1
Detinue	DT	1	1	1	1	-
Garnishment	GA	15	0	15	15	-
Prelim Prot Order	PP	2	0	3	3	-
Unlawful Detainer	UD	17	13	19	17	2
Warrant in Debt	WD	66	68	77	48	29
Civil Total		104	83	119	87	32
Dinwiddie Totals		1,022	1,498	1,751	1,188	563

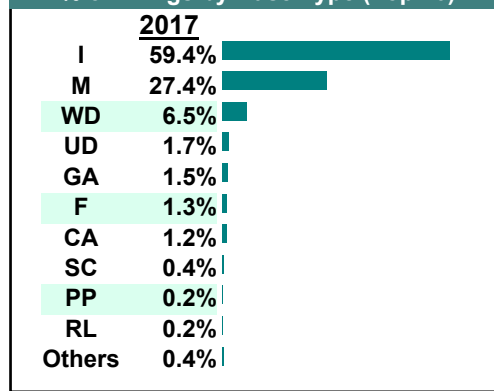
Calendared Filings with Top 12 Scheduled Times



% of Filings by Division

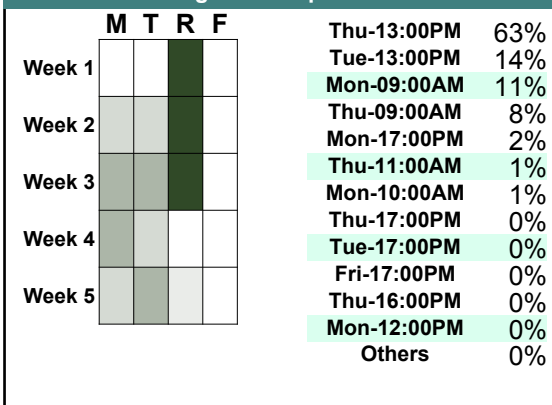


% of Filings by Case Type (Top 10)

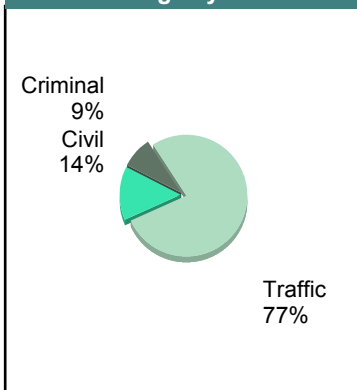


		Filings	Hearings	Transactions	Concluded	Cont
<u>Criminal</u>						
Capias	CA	4	18	18	5	13
Civil Violation	CV	2	7	7	4	3
Felony	F	24	100	100	26	74
Misdemeanor	M	54	180	180	54	126
Show Cause	SC	2	10	10	6	4
Criminal Total		86	315	315	95	220
<u>Traffic</u>						
Capias	CA	5	16	16	8	8
Infraction	I	517	419	624	472	152
Misdemeanor	M	254	491	491	245	246
Restricted O/L	RL	1	1	1	1	-
Show Cause	SC	0	2	2	2	-
Traffic Total		777	929	1,134	728	406
<u>Civil</u>						
Admin License	AL	4	0	4	4	-
Bond Forfeiture	BF	1	1	2	1	1
Garnishment	GA	24	1	25	24	1
Impoundment	IM	1	0	1	1	-
Interrogatory	IN	1	0	1	1	-
Prelim Prot Order	PP	1	2	3	1	2
Petition-Restore Arms	PR	1	0	1	1	-
Unlawful Detainer	UD	32	24	36	30	6
Warrant in Debt	WD	76	72	95	82	13
Civil Total		141	100	168	145	23
Dinwiddie Totals		1,004	1,344	1,617	968	649

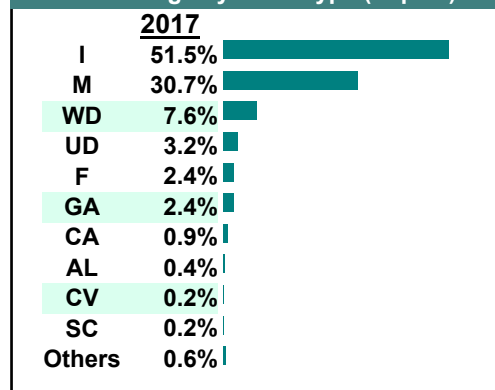
Calendared Filings with Top 12 Scheduled Times



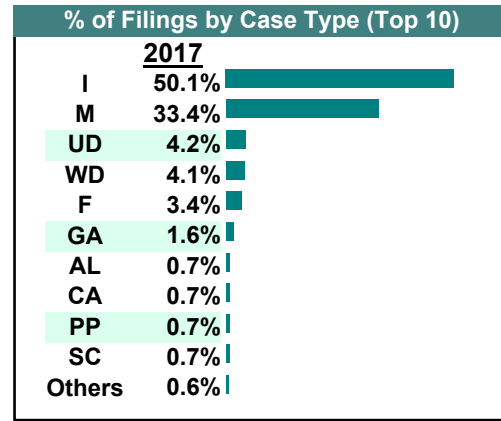
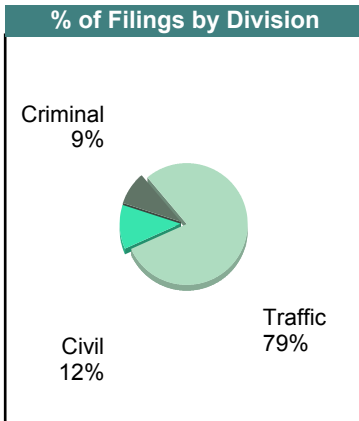
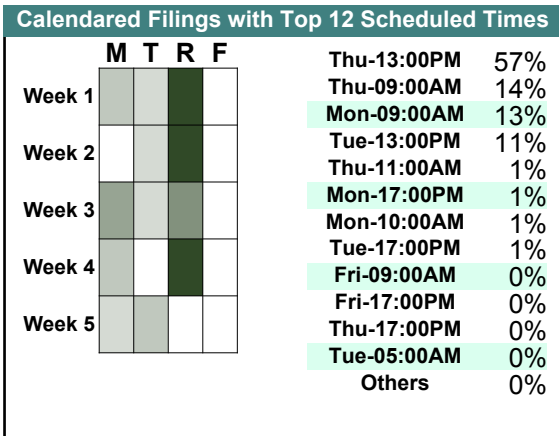
% of Filings by Division



% of Filings by Case Type (Top 10)



		Filings	Hearings	Transactions	Concluded	Cont
<u>Criminal</u>						
Capias	CA	3	12	12	6	6
Civil Violation	CV	3	9	9	5	4
Felony	F	41	137	137	46	91
Misdemeanor	M	59	215	215	75	140
Show Cause	SC	4	12	12	3	9
Criminal Total		110	385	385	135	250
<u>Traffic</u>						
Capias	CA	5	14	14	3	11
Infraction	I	610	493	756	583	173
Misdemeanor	M	348	669	669	387	282
Show Cause	SC	4	5	5	3	2
Traffic Total		967	1,181	1,444	976	468
<u>Civil</u>						
Abstract	AJ	3	0	3	3	-
Admin License	AL	8	0	8	8	-
Bond Forfeiture	BF	1	2	3	2	1
Garnishment	GA	20	1	21	20	1
Prelim Prot Order	PP	8	1	8	7	1
Tenants Assertion	TA	0	1	1	1	-
Unlawful Detainer	UD	51	27	56	53	3
Warrant in Debt	WD	50	57	69	56	13
Civil Total		141	89	169	150	19
Dinwiddie Totals		1,218	1,655	1,998	1,261	737



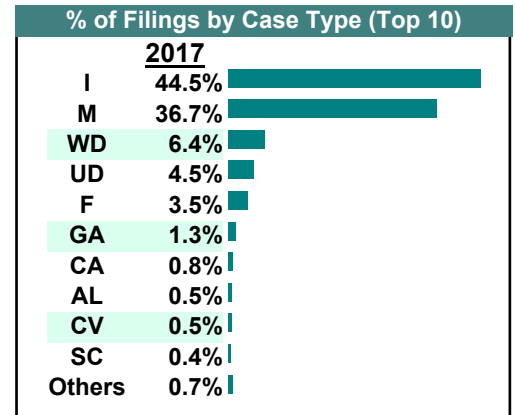
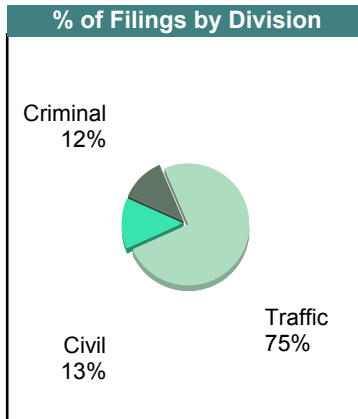
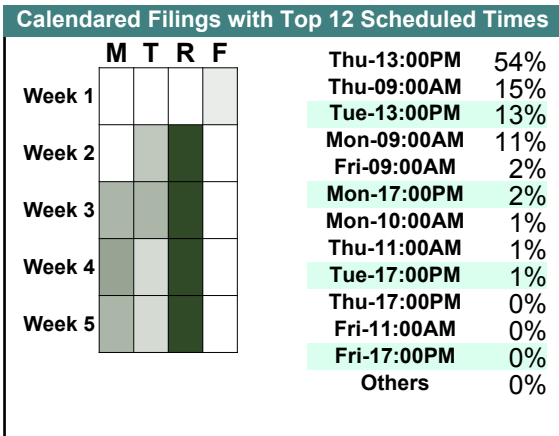
CASELOAD STATISTICS OF THE GENERAL DISTRICT COURTS

September 2017

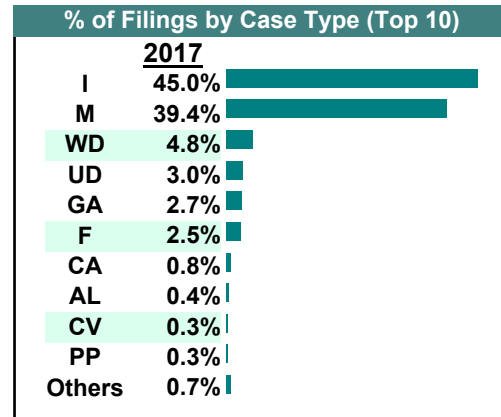
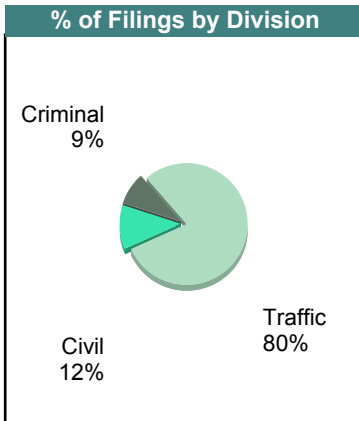
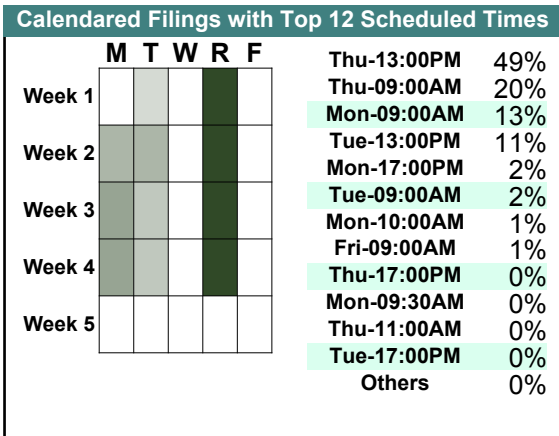
Dinwiddie

District: 11

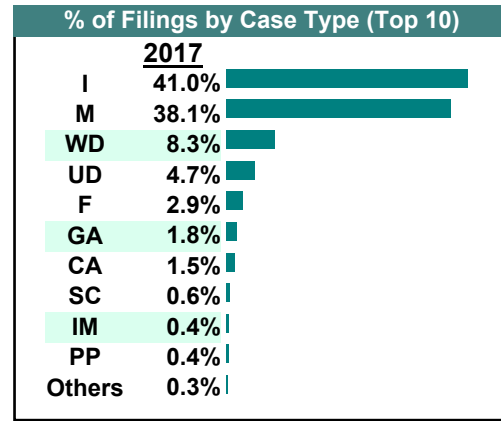
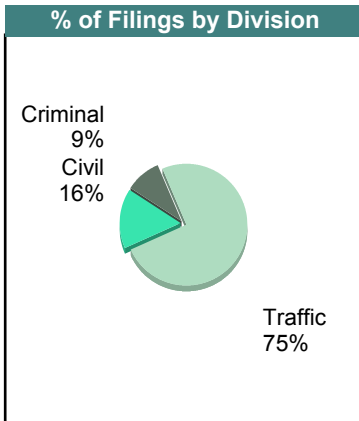
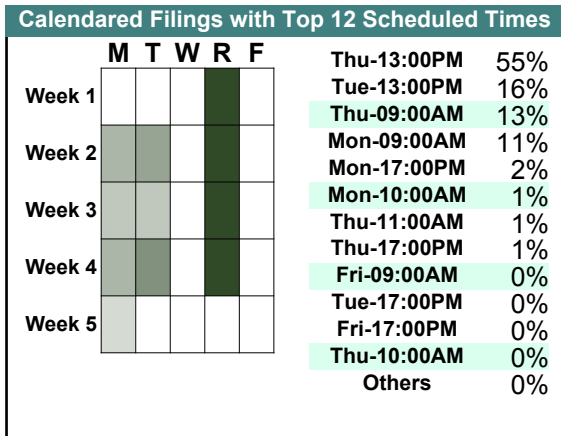
		<u>Filings</u>	<u>Hearings</u>	<u>Transactions</u>	<u>Concluded</u>	<u>Cont</u>
<u>Criminal</u>						
Capias	CA	4	14	14	5	9
Civil Violation	CV	7	7	8	1	7
Felony	F	45	106	106	34	72
Misdemeanor	M	95	201	209	71	138
Show Cause	SC	4	9	9	5	4
Criminal Total		155	337	346	116	230
<u>Traffic</u>						
Capias	CA	7	12	12	3	9
Infraction	I	578	478	742	602	140
Misdemeanor	M	382	678	678	388	290
Restricted O/L	RL	2	2	2	2	-
Show Cause	SC	1	1	1	0	1
Traffic Total		970	1,171	1,435	995	440
<u>Civil</u>						
Abstract	AJ	1	0	1	1	-
Admin License	AL	7	0	7	7	-
Garnishment	GA	17	1	19	18	1
Impoundment	IM	3	0	3	3	-
Prelim Prot Order	PP	2	0	2	2	-
Tenants Assertion	TA	1	1	1	0	1
Unlawful Detainer	UD	59	43	68	55	13
Warrant in Debt	WD	83	88	106	75	31
Civil Total		173	133	207	161	46
Dinwiddie Totals		1,298	1,641	1,988	1,272	716



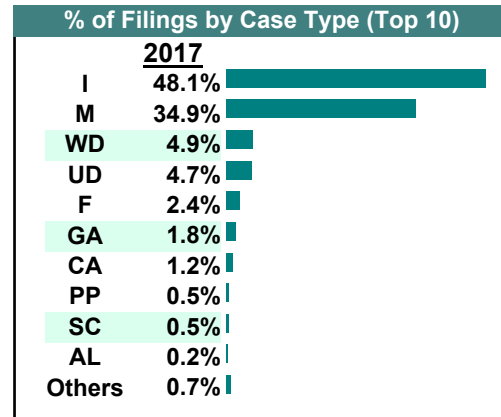
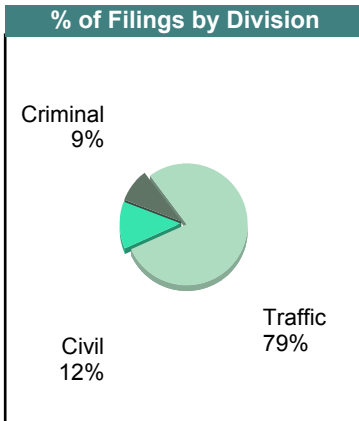
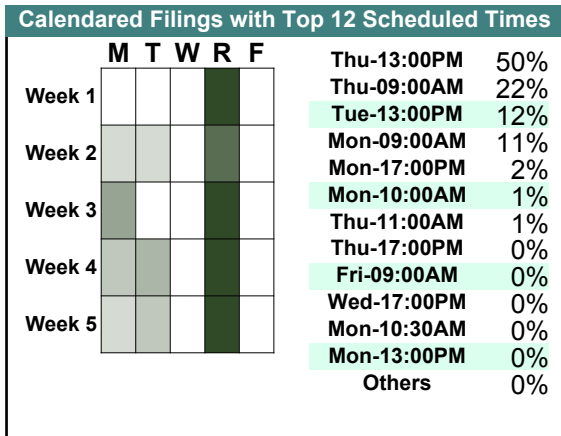
		Filings	Hearings	Transactions	Concluded	Cont
<u>Criminal</u>						
Capias	CA	2	13	13	7	6
Civil Violation	CV	3	4	4	3	1
Felony	F	24	97	97	32	65
Misdemeanor	M	55	148	148	43	105
Show Cause	SC	0	6	6	4	2
Criminal Total		84	268	268	89	179
<u>Traffic</u>						
Capias	CA	6	12	12	7	5
Infraction	I	433	405	557	415	142
Misdemeanor	M	324	582	582	290	292
Restricted O/L	RL	3	3	3	3	-
Traffic Total		766	1,002	1,154	715	439
<u>Civil</u>						
Admin License	AL	4	0	4	4	-
Garnishment	GA	26	2	28	26	2
Mechanic's Lien	ML	1	1	1	1	-
Prelim Prot Order	PP	3	0	3	3	-
Show Cause	SC	2	0	2	2	-
Tenants Assertion	TA	1	0	1	1	-
Unlawful Detainer	UD	29	22	34	32	2
Warrant in Debt	WD	46	48	58	42	16
Civil Total		112	73	131	111	20
Dinwiddie Totals		962	1,343	1,553	915	638



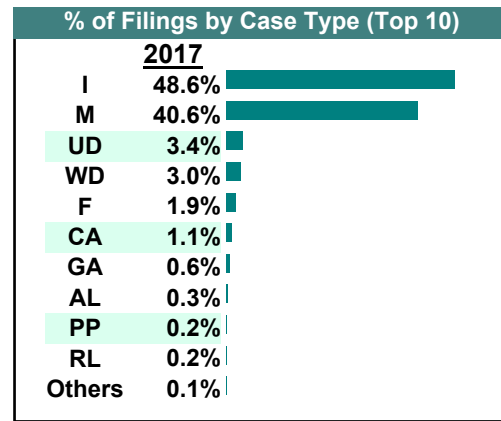
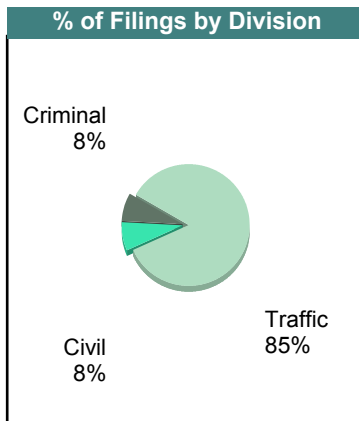
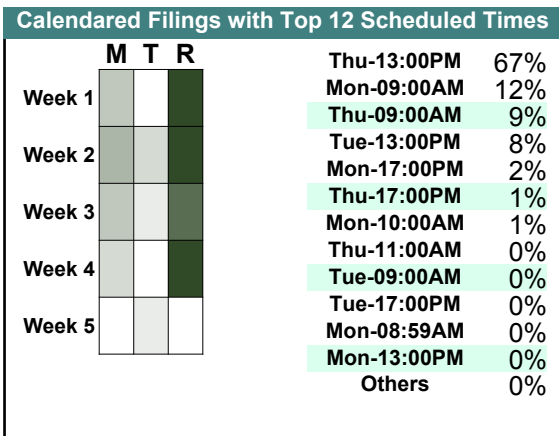
		Filings	Hearings	Transactions	Concluded	Cont
<u>Criminal</u>						
Capias	CA	9	21	21	6	15
Civil Violation	CV	0	2	2	1	1
Felony	F	29	70	70	9	61
Misdemeanor	M	53	171	175	59	116
Show Cause	SC	5	11	11	3	8
Criminal Total		96	275	279	78	201
<u>Traffic</u>						
Capias	CA	6	15	15	7	8
Infraction	I	415	432	592	475	117
Misdemeanor	M	333	626	626	333	293
Show Cause	SC	1	1	1	0	1
Traffic Total		755	1,074	1,234	815	419
<u>Civil</u>						
Admin License	AL	1	0	1	1	-
Bond Forfeiture	BF	1	1	3	2	1
Garnishment	GA	18	1	19	18	1
Impoundment	IM	4	0	4	4	-
Protective Order	PO	1	0	1	1	-
Prelim Prot Order	PP	4	0	4	4	-
Unlawful Detainer	UD	48	38	57	50	7
Warrant in Debt	WD	84	82	90	71	19
Civil Total		161	122	179	151	28
Dinwiddie Totals		1,012	1,471	1,692	1,044	648



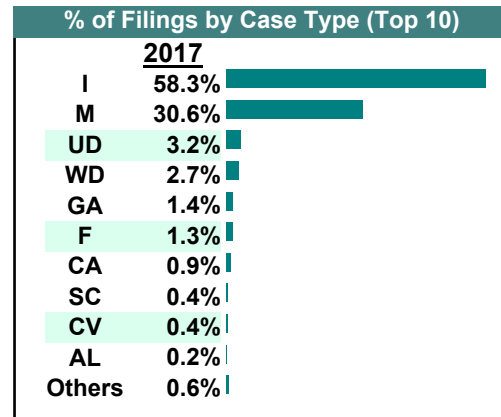
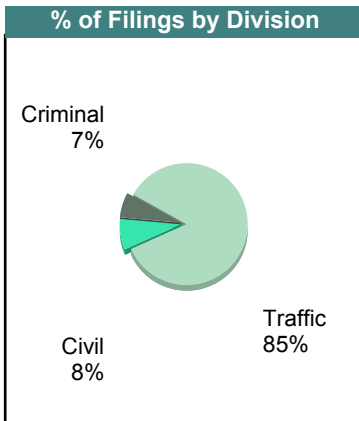
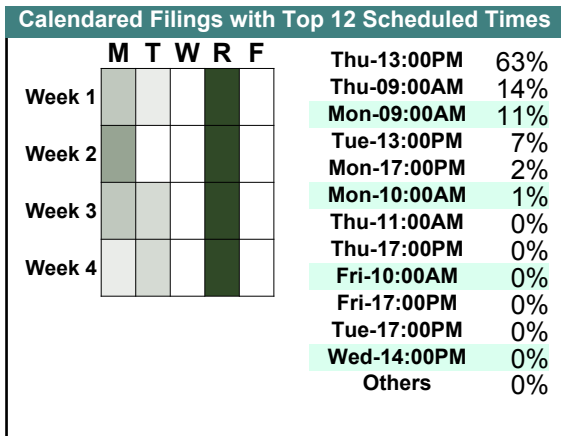
		Filings	Hearings	Transactions	Concluded	Cont
<u>Criminal</u>						
Capias	CA	7	16	16	6	10
Civil Violation	CV	2	4	4	1	3
Felony	F	30	82	82	18	64
Misdemeanor	M	65	168	168	53	115
Show Cause	SC	6	9	9	4	5
Criminal Total		110	279	279	82	197
<u>Traffic</u>						
Capias	CA	8	21	21	12	9
Infraction	I	596	488	756	593	163
Misdemeanor	M	368	707	707	392	315
Restricted O/L	RL	3	3	3	3	-
Traffic Total		975	1,219	1,487	1,000	487
<u>Civil</u>						
Admin License	AL	3	0	3	3	-
Bond Forfeiture	BF	1	1	1	0	1
Garnishment	GA	22	3	25	22	3
Interrogatory-Not	IC	2	0	2	2	-
Prelim Prot Order	PP	6	0	7	7	-
Petition-Restore Arms	PR	1	0	1	1	-
Unlawful Detainer	UD	58	34	59	55	4
Warrant in Debt	WD	61	55	73	62	11
Civil Total		154	93	171	152	19
Dinwiddie Totals		1,239	1,591	1,937	1,234	703



		Filings	Hearings	Transactions	Concluded	Cont
<u>Criminal</u>						
Capias	CA	4	11	11	4	7
Civil Violation	CV	0	7	7	5	2
Felony	F	21	79	79	33	46
Misdemeanor	M	56	194	195	72	123
Show Cause	SC	1	5	5	2	3
Criminal Total		82	296	297	116	181
<u>Traffic</u>						
Capias	CA	8	28	28	19	9
Infraction	I	524	471	697	558	139
Misdemeanor	M	382	682	682	413	269
Restricted O/L	RL	2	2	2	2	-
Show Cause	SC	0	1	1	1	-
Traffic Total		916	1,184	1,410	993	417
<u>Civil</u>						
Admin License	AL	3	0	3	3	-
Detinue	DT	0	1	1	1	-
Garnishment	GA	7	3	10	7	3
Prelim Prot Order	PP	2	0	2	2	-
Unlawful Detainer	UD	37	31	39	33	6
Warrant in Debt	WD	32	45	51	37	14
Civil Total		81	80	106	83	23
Dinwiddie Totals		1,079	1,560	1,813	1,192	621

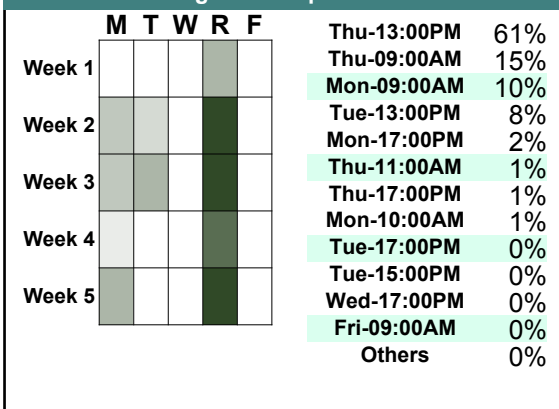


		<u>Filings</u>	<u>Hearings</u>	<u>Transactions</u>	<u>Concluded</u>	<u>Cont</u>
<u>Criminal</u>						
Capias	CA	5	12	12	6	6
Civil Violation	CV	5	9	9	2	7
Felony	F	18	80	80	26	54
Misdemeanor	M	61	172	174	69	105
Show Cause	SC	5	9	9	4	5
Criminal Total		94	282	284	107	177
<u>Traffic</u>						
Capias	CA	7	17	17	4	13
Infraction	I	793	641	972	759	213
Misdemeanor	M	355	658	658	344	314
Restricted O/L	RL	3	3	3	3	-
Show Cause	SC	1	2	2	2	-
Traffic Total		1,159	1,321	1,652	1,112	540
<u>Civil</u>						
Admin License	AL	3	0	3	3	-
Bond Forfeiture	BF	2	1	2	1	1
Detinue	DT	1	1	2	1	1
Garnishment	GA	19	0	19	19	-
Interrogatory	IN	1	0	1	1	-
Protective Order	PO	1	0	1	1	-
Prelim Prot Order	PP	0	2	3	1	2
Unlawful Detainer	UD	44	28	46	46	-
Warrant in Debt	WD	37	34	41	32	9
Civil Total		108	66	118	105	13
Dinwiddie Totals		1,361	1,669	2,054	1,324	730

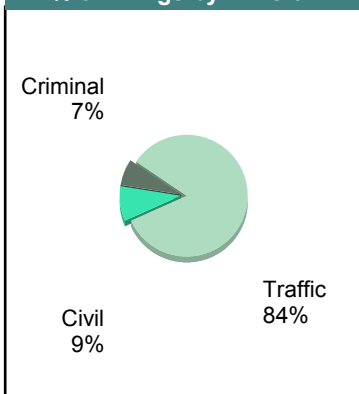


		<u>Filings</u>	<u>Hearings</u>	<u>Transactions</u>	<u>Concluded</u>	<u>Cont</u>
<u>Criminal</u>						
Capias	CA	8	24	24	16	8
Civil Violation	CV	1	7	7	2	5
Felony	F	26	67	67	14	53
Misdemeanor	M	61	183	184	73	111
Show Cause	SC	2	7	7	5	2
Criminal Total		98	288	289	110	179
<u>Traffic</u>						
Capias	CA	15	33	33	14	19
Infraction	I	778	608	937	758	179
Misdemeanor	M	385	609	609	274	335
Restricted O/L	RL	2	2	2	2	-
Show Cause	SC	0	3	3	1	2
Traffic Total		1,180	1,255	1,584	1,049	535
<u>Civil</u>						
Abstract	AJ	1	0	1	1	-
Admin License	AL	4	0	4	4	-
Detinue	DT	6	7	7	6	1
Garnishment	GA	26	2	31	29	2
Impoundment	IM	1	0	1	1	-
Protective Order	PO	1	0	2	2	-
Prelim Prot Order	PP	4	2	5	3	2
Show Cause	SC	1	0	1	1	-
Unlawful Detainer	UD	42	42	59	42	17
Warrant in Debt	WD	44	38	61	47	14
Civil Total		130	91	172	136	36
Dinwiddie Totals		1,408	1,634	2,045	1,295	750

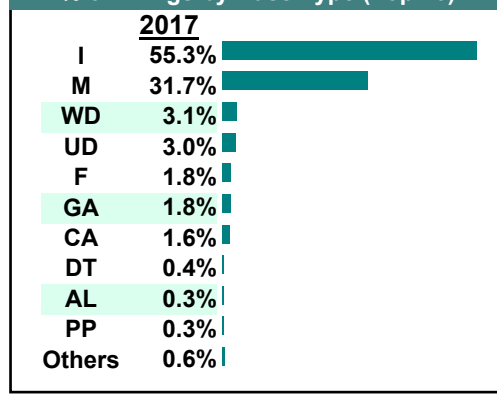
Calendar Filings with Top 12 Scheduled Times



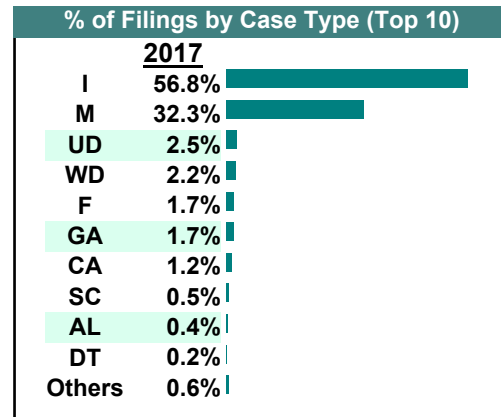
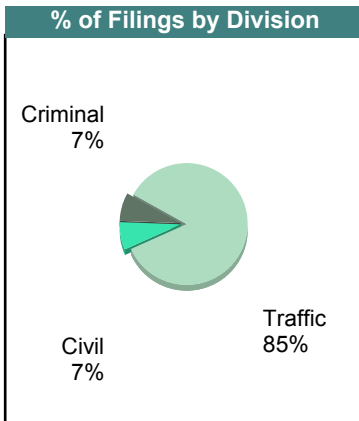
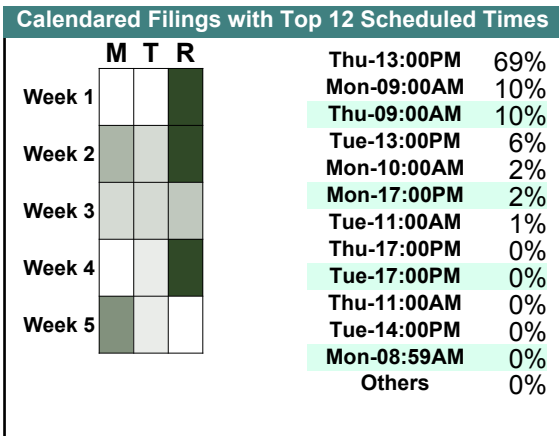
% of Filings by Division



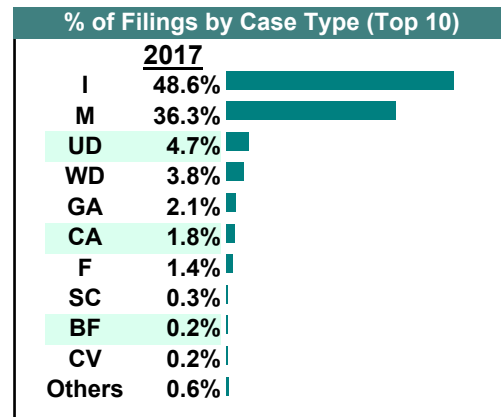
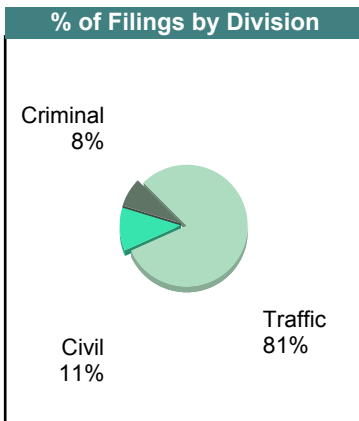
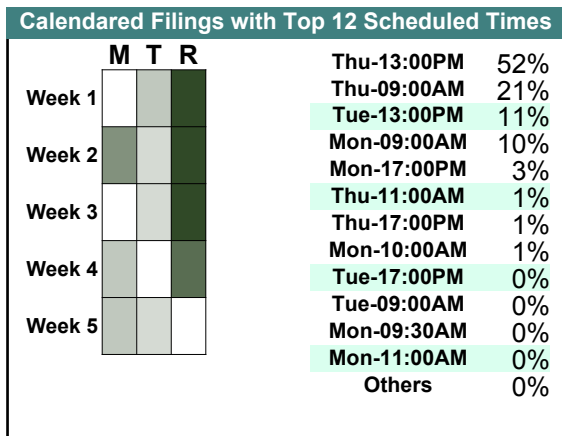
% of Filings by Case Type (Top 10)



		Filings	Hearings	Transactions	Concluded	Cont
<u>Criminal</u>						
Capias	CA	4	14	14	3	11
Civil Violation	CV	1	6	6	2	4
Felony	F	19	62	62	28	34
Misdemeanor	M	56	156	156	35	121
Show Cause	SC	3	10	10	3	7
Criminal Total		83	248	248	71	177
<u>Traffic</u>						
Capias	CA	10	23	23	9	14
Infraction	I	645	462	774	617	157
Misdemeanor	M	311	594	594	321	273
Restricted O/L	RL	1	1	1	1	-
Show Cause	SC	3	3	3	0	3
Traffic Total		970	1,083	1,395	948	447
<u>Civil</u>						
Admin License	AL	4	0	4	4	-
Bond Forfeiture	BF	1	1	1	0	1
Detinue	DT	2	1	2	1	1
Garnishment	GA	19	5	21	16	5
Interrogatory	IN	1	0	1	1	-
Prelim Prot Order	PP	2	0	3	3	-
Petition-Restore Arms	PR	1	0	1	1	-
Unlawful Detainer	UD	28	19	31	27	4
Warrant in Debt	WD	25	18	36	30	6
Civil Total		83	44	100	83	17
Dinwiddie Totals		1,136	1,375	1,743	1,102	641



		<u>Filings</u>	<u>Hearings</u>	<u>Transactions</u>	<u>Concluded</u>	<u>Cont</u>
<u>Criminal</u>						
Capias	CA	9	25	25	6	19
Civil Violation	CV	3	6	6	2	4
Felony	F	17	90	90	23	67
Misdemeanor	M	67	216	219	66	153
Show Cause	SC	4	7	7	2	5
Criminal Total		100	344	347	99	248
<u>Traffic</u>						
Capias	CA	14	28	28	13	15
Infraction	I	609	518	777	584	193
Misdemeanor	M	387	743	744	381	363
Restricted O/L	RL	1	1	1	1	-
Traffic Total		1,011	1,290	1,550	979	571
<u>Civil</u>						
Admin License	AL	1	0	1	1	-
Bond Forfeiture	BF	3	2	5	4	1
Garnishment	GA	26	1	26	25	1
Impoundment	IM	1	0	1	1	-
Motion for Judgment	MJ	0	1	1	1	-
Protective Order	PO	1	0	1	1	-
Prelim Prot Order	PP	3	4	6	2	4
Unlawful Detainer	UD	59	30	65	62	3
Warrant in Debt	WD	47	41	62	48	14
Civil Total		141	79	168	145	23
Dinwiddie Totals		1,252	1,713	2,065	1,223	842



CASELOAD STATISTICS OF THE GENERAL DISTRICT COURTS

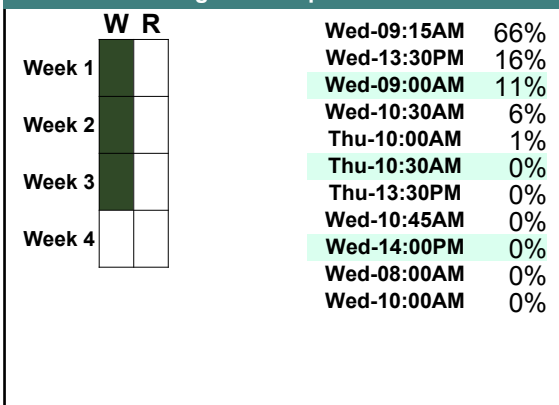
December 2017

Nottoway

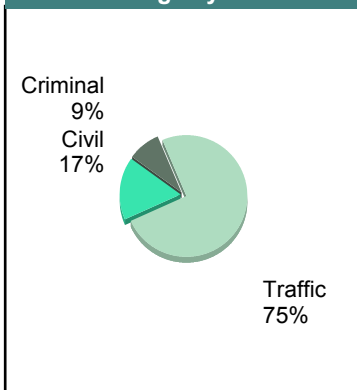
District: 11

		<u>Filings</u>	<u>Hearings</u>	<u>Transactions</u>	<u>Concluded</u>	<u>Cont</u>
<u>Criminal</u>						
Capias	CA	2	4	4	0	4
Civil Violation	CV	2	3	3	1	2
Felony	F	8	35	35	10	25
Misdemeanor	M	18	71	71	26	45
Show Cause	SC	4	6	6	2	4
Criminal Total		34	119	119	39	80
<u>Traffic</u>						
Felony	F	0	2	2	0	2
Infraction	I	249	225	318	242	76
Misdemeanor	M	47	95	95	44	51
Show Cause	SC	0	1	1	1	-
Traffic Total		296	323	416	287	129
<u>Civil</u>						
Admin License	AL	1	0	1	1	-
Detinue	DT	6	5	6	6	-
Garnishment	GA	11	1	14	13	1
Impoundment	IM	1	0	1	1	-
Interrogatory	IN	2	0	3	3	-
Protective Order	PO	3	0	3	3	-
Prelim Prot Order	PP	1	0	1	1	-
Show Cause	SC	1	0	1	1	-
Unlawful Detainer	UD	2	6	8	4	4
Warrant in Debt	WD	38	32	52	46	6
Civil Total		66	44	90	79	11
Nottoway Totals		396	486	625	405	220

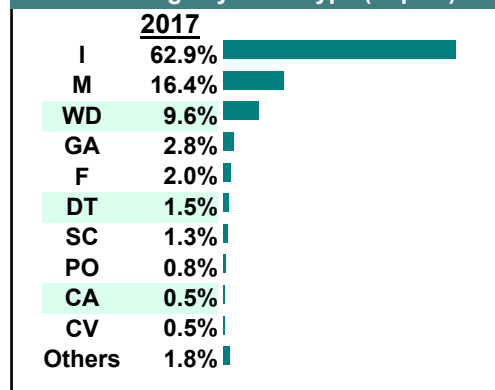
Calendared Filings with Top 12 Scheduled Times



% of Filings by Division



% of Filings by Case Type (Top 10)



CASELOAD STATISTICS OF THE GENERAL DISTRICT COURTS


November 2017

Nottoway

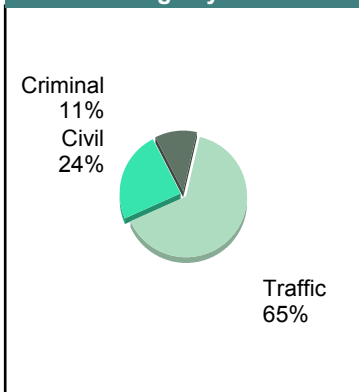
District: 11

		<u>Filings</u>	<u>Hearings</u>	<u>Transactions</u>	<u>Concluded</u>	<u>Cont</u>
<u>Criminal</u>						
Capias	CA	1	2	2	0	2
Civil Violation	CV	4	4	4	3	1
Felony	F	22	45	45	12	33
Misdemeanor	M	25	78	78	39	39
Show Cause	SC	1	4	4	3	1
Criminal Total		53	133	133	57	76
<u>Traffic</u>						
Capias	CA	1	3	3	2	1
Felony	F	2	5	5	2	3
Infraction	I	273	241	361	277	84
Misdemeanor	M	36	87	87	39	48
Show Cause	SC	1	1	1	1	-
Traffic Total		313	337	457	321	136
<u>Civil</u>						
Admin License	AL	3	0	3	3	-
Detinue	DT	3	0	3	3	-
Garnishment	GA	12	4	16	12	4
Impoundment	IM	1	0	1	1	-
Prelim Prot Order	PP	0	0	1	1	-
Unlawful Detainer	UD	18	18	22	16	6
Warrant in Debt	WD	80	79	98	71	27
Civil Total		117	101	144	107	37
Nottoway Totals		483	571	734	485	249

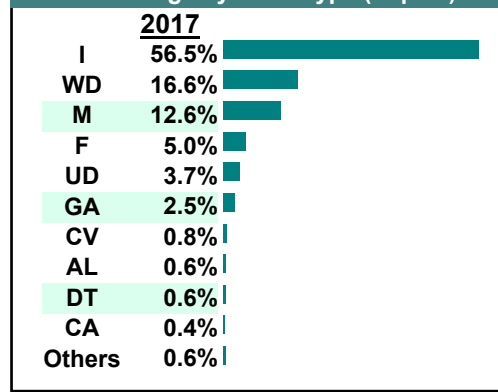
Calendared Filings with Top 12 Scheduled Times



% of Filings by Division



% of Filings by Case Type (Top 10)



CASELOAD STATISTICS OF THE GENERAL DISTRICT COURTS

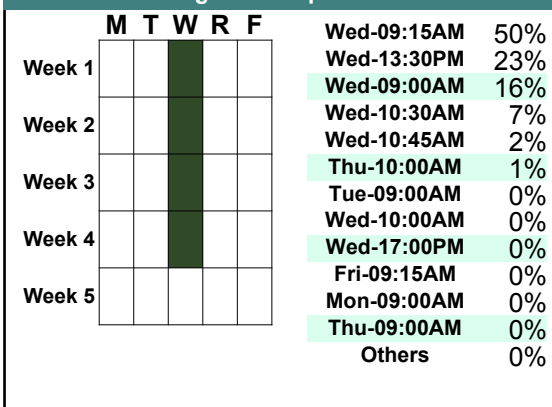
October 2017

Nottoway

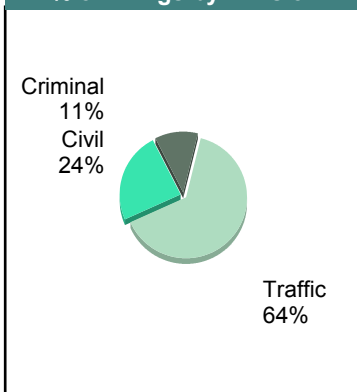
District: 11

		<u>Filings</u>	<u>Hearings</u>	<u>Transactions</u>	<u>Concluded</u>	<u>Cont</u>
<u>Criminal</u>						
Capias	CA	0	4	4	3	1
Civil Violation	CV	2	2	2	2	-
Felony	F	12	48	48	27	21
Misdemeanor	M	37	97	99	40	59
Show Cause	SC	3	5	5	2	3
Criminal Total		54	156	158	74	84
<u>Traffic</u>						
Capias	CA	1	2	2	1	1
Felony	F	1	3	3	1	2
Infraction	I	250	221	309	228	81
Misdemeanor	M	51	100	100	51	49
Show Cause	SC	1	2	2	1	1
Traffic Total		304	328	416	282	134
<u>Civil</u>						
Admin License	AL	3	0	3	3	-
Bond Forfeiture	BF	1	0	1	1	-
Detinue	DT	10	10	16	16	-
Garnishment	GA	10	3	14	11	3
Impoundment	IM	1	0	1	1	-
Protective Order	PO	3	0	3	3	-
Prelim Prot Order	PP	1	1	1	0	1
Show Cause	SC	0	0	1	1	-
Unlawful Detainer	UD	13	12	17	13	4
Warrant in Debt	WD	72	67	83	63	20
Civil Total		114	93	140	112	28
Nottoway Totals		472	577	714	468	246

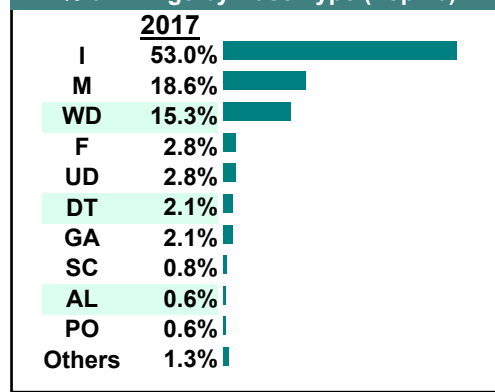
Calendared Filings with Top 12 Scheduled Times



% of Filings by Division



% of Filings by Case Type (Top 10)

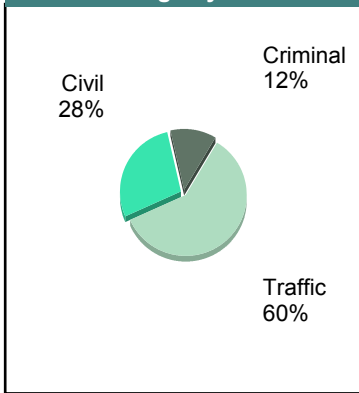


		<u>Filings</u>	<u>Hearings</u>	<u>Transactions</u>	<u>Concluded</u>	<u>Cont</u>
<u>Criminal</u>						
Capias	CA	5	6	6	3	3
Felony	F	12	28	28	9	19
Misdemeanor	M	45	106	106	42	64
Show Cause	SC	3	3	3	1	2
Criminal Total		65	143	143	55	88
<u>Traffic</u>						
Capias	CA	5	10	10	5	5
Felony	F	2	3	3	0	3
Infraction	I	262	263	365	290	74
Misdemeanor	M	49	116	116	52	64
Show Cause	SC	0	2	2	1	1
Traffic Total		318	394	496	348	147
<u>Civil</u>						
Admin License	AL	1	0	1	1	-
Bond Forfeiture	BF	1	1	1	0	1
Detinue	DT	13	11	16	10	6
Garnishment	GA	19	7	23	16	7
Impoundment	IM	3	0	3	3	-
Interrogatory	IN	1	1	3	2	1
Motion for Judgment	MJ	1	0	1	1	-
Other	OT	1	1	2	1	1
Protective Order	PO	1	1	2	1	1
Prelim Prot Order	PP	1	0	1	1	-
Show Cause	SC	2	2	3	1	2
Unlawful Detainer	UD	16	17	21	17	4
Warrant in Debt	WD	89	79	100	78	22
Civil Total		149	120	177	132	45
Nottoway Totals		532	657	816	535	280

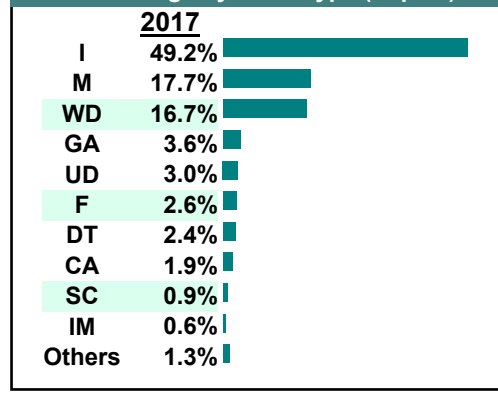
Calendared Filings with Top 12 Scheduled Times

	W	R	F		
Week 1	█			Wed-09:15AM	49%
				Wed-13:30PM	27%
Week 2	█			Wed-09:00AM	13%
				Wed-10:30AM	10%
Week 3	█			Wed-10:45AM	0%
				Wed-15:00PM	0%
Week 4	█			Wed-17:00PM	0%
				Fri-09:00AM	0%
				Fri-13:30PM	0%
				Fri-13:00PM	0%
				Thu-10:00AM	0%
				Wed-08:00AM	0%
				Others	0%

% of Filings by Division



% of Filings by Case Type (Top 10)



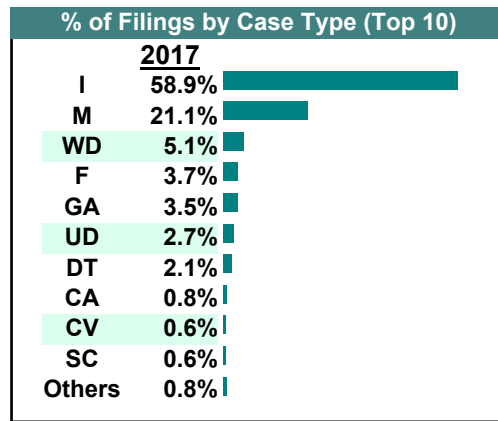
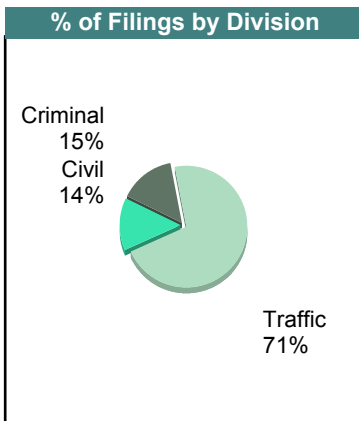
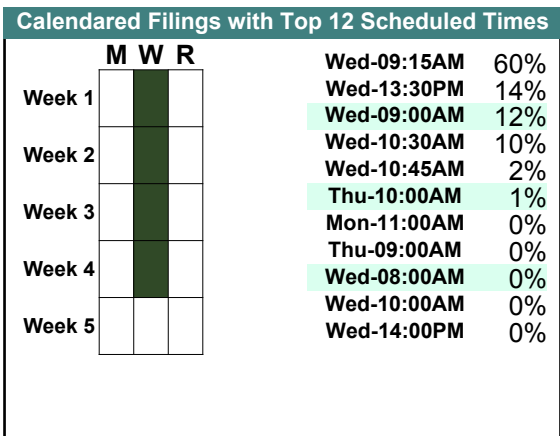
CASELOAD STATISTICS OF THE GENERAL DISTRICT COURTS

August 2017

Nottoway

District: 11

		<u>Filings</u>	<u>Hearings</u>	<u>Transactions</u>	<u>Concluded</u>	<u>Cont</u>
<u>Criminal</u>						
Capias	CA	3	5	5	4	1
Civil Violation	CV	3	6	6	6	-
Felony	F	18	36	36	12	24
Misdemeanor	M	44	97	99	43	56
Show Cause	SC	3	5	5	2	3
Criminal Total		71	149	151	67	84
<u>Traffic</u>						
Capias	CA	1	1	1	0	1
Felony	F	0	1	1	0	1
Infraction	I	287	247	349	266	83
Misdemeanor	M	59	108	108	49	59
Restricted O/L	RL	1	1	1	1	-
Show Cause	SC	0	2	2	0	2
Traffic Total		348	360	462	316	146
<u>Civil</u>						
Admin License	AL	2	0	2	2	-
Detinue	DT	10	8	11	8	3
Garnishment	GA	17	3	18	15	3
Interrogatory	IN	1	1	2	1	1
Show Cause	SC	0	0	1	1	-
Unlawful Detainer	UD	13	9	13	8	5
Warrant in Debt	WD	25	25	30	21	9
Civil Total		68	46	77	56	21
Nottoway Totals		487	555	690	439	251



CASELOAD STATISTICS OF THE GENERAL DISTRICT COURTS

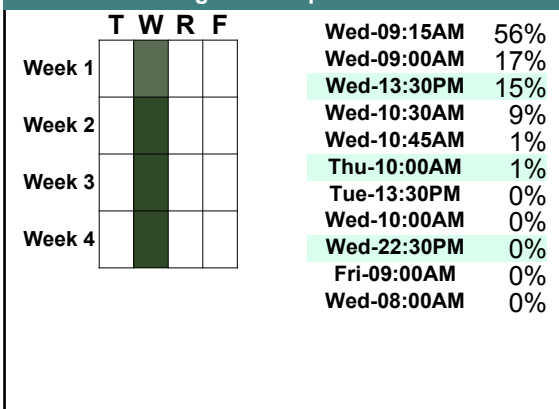
July 2017

Nottoway

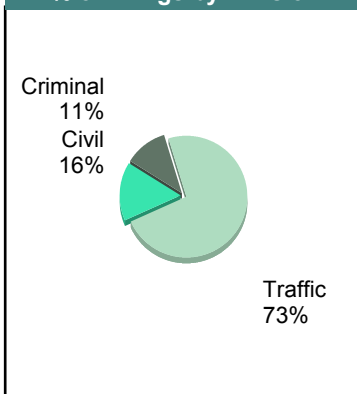
District: 11

		<u>Filings</u>	<u>Hearings</u>	<u>Transactions</u>	<u>Concluded</u>	<u>Cont</u>
<u>Criminal</u>						
Capias	CA	0	2	2	1	1
Civil Violation	CV	2	2	2	1	1
Felony	F	8	19	19	9	10
Misdemeanor	M	44	101	102	46	56
Show Cause	SC	1	2	2	2	-
Criminal Total		55	126	127	59	68
<u>Traffic</u>						
Capias	CA	1	3	3	2	1
Felony	F	0	1	1	1	-
Infraction	I	283	249	353	269	84
Misdemeanor	M	66	112	112	58	54
Restricted O/L	RL	2	2	2	2	-
Show Cause	SC	1	4	4	3	1
Traffic Total		353	371	475	335	140
<u>Civil</u>						
Admin License	AL	4	0	4	4	-
Bond Forfeiture	BF	0	0	1	1	-
Detinue	DT	5	4	5	3	2
Garnishment	GA	22	4	25	21	4
Other	OT	1	1	2	1	1
Protective Order	PO	1	0	1	1	-
Prelim Prot Order	PP	1	0	1	1	-
Unlawful Detainer	UD	7	7	9	9	-
Warrant in Debt	WD	34	34	44	33	11
Civil Total		75	50	92	74	18
Nottoway Totals		483	547	694	468	226

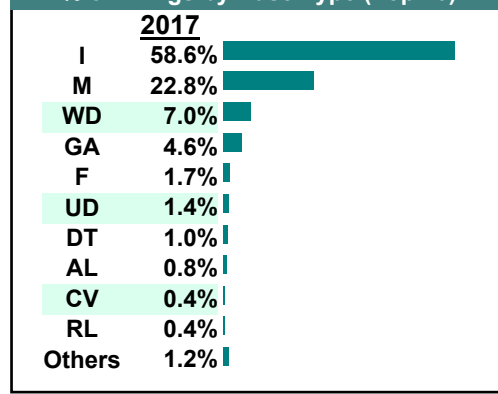
Calendared Filings with Top 12 Scheduled Times



% of Filings by Division

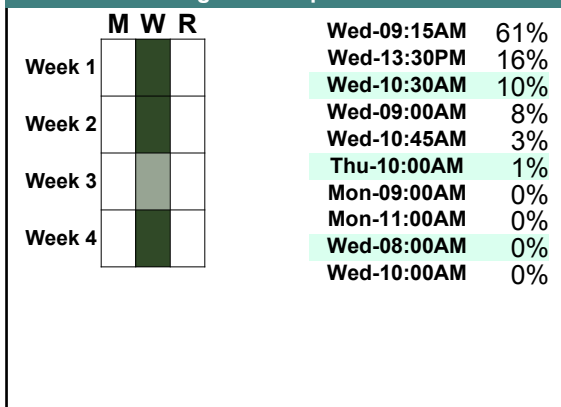


% of Filings by Case Type (Top 10)

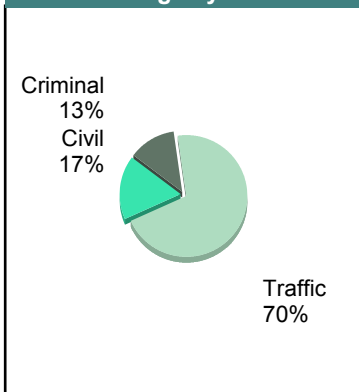


		<u>Filings</u>	<u>Hearings</u>	<u>Transactions</u>	<u>Concluded</u>	<u>Cont</u>
<u>Criminal</u>						
Capias	CA	1	4	4	1	3
Civil Violation	CV	8	8	8	6	2
Felony	F	9	50	50	29	21
Misdemeanor	M	34	92	93	42	51
Show Cause	SC	2	2	2	2	-
Criminal Total		54	156	157	80	77
<u>Traffic</u>						
Capias	CA	0	3	3	3	-
Felony	F	1	1	1	0	1
Infraction	I	256	247	329	257	72
Misdemeanor	M	44	85	85	43	42
Show Cause	SC	0	2	2	1	1
Traffic Total		301	338	420	304	116
<u>Civil</u>						
Admin License	AL	2	0	2	2	-
Detinue	DT	9	7	12	11	1
Garnishment	GA	11	1	11	10	1
Interrogatory	IN	3	1	6	5	1
Show Cause	SC	0	1	4	3	1
Unlawful Detainer	UD	7	7	10	9	1
Warrant in Debt	WD	40	52	59	48	11
Civil Total		72	69	104	88	16
Nottoway Totals		427	563	681	472	209

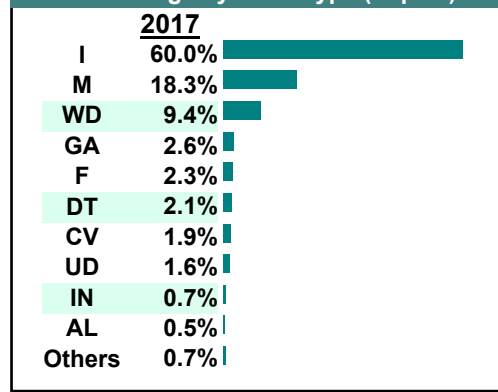
Calendared Filings with Top 12 Scheduled Times



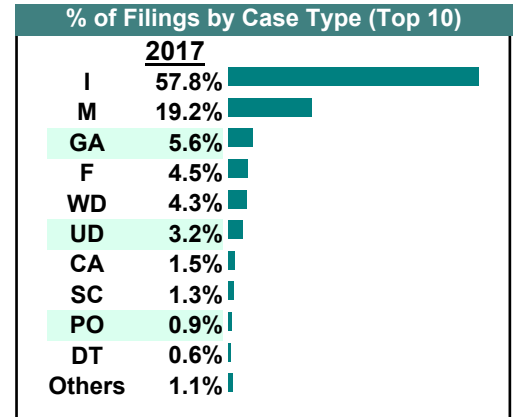
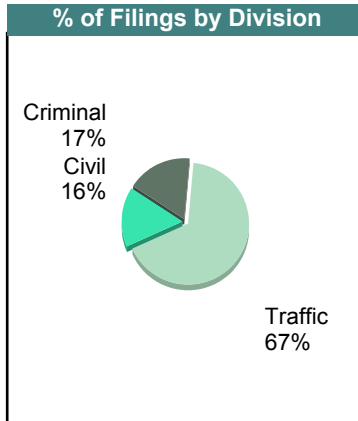
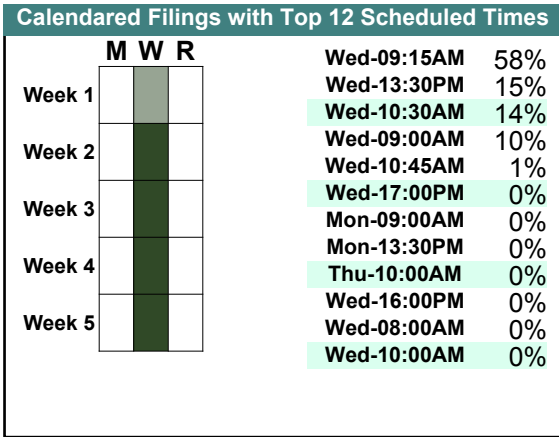
% of Filings by Division



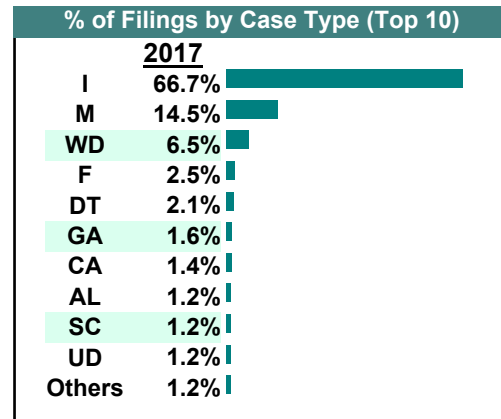
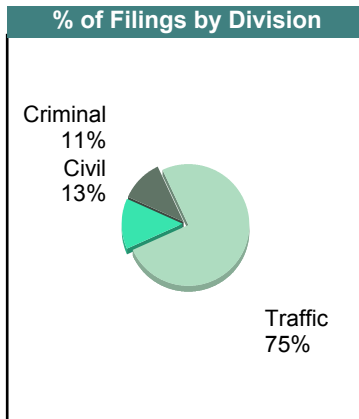
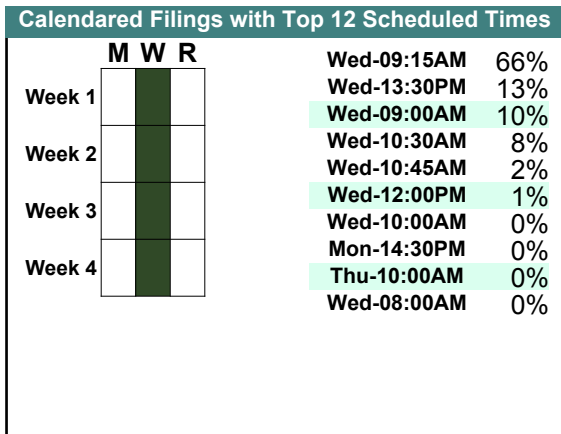
% of Filings by Case Type (Top 10)



		Filings	Hearings	Transactions	Concluded	Cont
<u>Criminal</u>						
Capias	CA	5	11	11	5	6
Felony	F	21	51	51	15	36
Misdemeanor	M	49	100	100	23	77
Show Cause	SC	4	9	9	7	2
Criminal Total		79	171	171	50	121
<u>Traffic</u>						
Capias	CA	2	8	8	2	6
Felony	F	0	1	1	0	1
Infraction	I	268	220	321	253	67
Misdemeanor	M	40	88	88	37	50
Show Cause	SC	1	6	6	2	4
Traffic Total		311	323	424	294	128
<u>Civil</u>						
Admin License	AL	1	0	1	1	-
Detinue	DT	3	3	4	3	1
Garnishment	GA	26	0	26	26	-
Impoundment	IM	1	0	1	1	-
Interrogatory	IN	0	1	1	0	1
Protective Order	PO	4	0	4	4	-
Prelim Prot Order	PP	3	0	3	3	-
Show Cause	SC	1	1	1	0	1
Unlawful Detainer	UD	15	11	16	11	5
Warrant in Debt	WD	20	28	31	25	6
Civil Total		74	44	88	74	14
Nottoway Totals		464	538	683	418	263



		<u>Filings</u>	<u>Hearings</u>	<u>Transactions</u>	<u>Concluded</u>	<u>Cont</u>
<u>Criminal</u>						
Capias	CA	3	10	10	3	7
Civil Violation	CV	2	2	2	2	-
Felony	F	11	41	41	8	33
Misdemeanor	M	32	87	87	41	46
Show Cause	SC	1	4	4	2	2
Criminal Total		49	144	144	56	88
<u>Traffic</u>						
Capias	CA	3	8	8	2	6
Felony	F	0	1	1	1	-
Infraction	I	289	240	340	274	66
Misdemeanor	M	31	74	74	30	44
Show Cause	SC	3	4	4	2	2
Traffic Total		326	327	427	309	118
<u>Civil</u>						
Admin License	AL	5	0	5	5	-
Detinue	DT	9	8	11	9	2
Garnishment	GA	7	0	8	8	-
Interrogatory	IN	0	1	1	0	1
Motion for Judgment	MJ	1	0	1	1	-
Protective Order	PO	2	0	3	3	-
Show Cause	SC	1	1	1	1	-
Unlawful Detainer	UD	5	4	6	6	-
Warrant in Debt	WD	28	25	32	23	9
Civil Total		58	39	68	56	12
Nottoway Totals		433	510	639	421	218



CASELOAD STATISTICS OF THE GENERAL DISTRICT COURTS

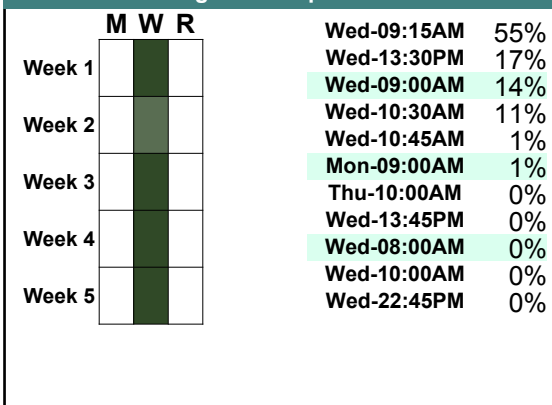
March 2017

Nottoway

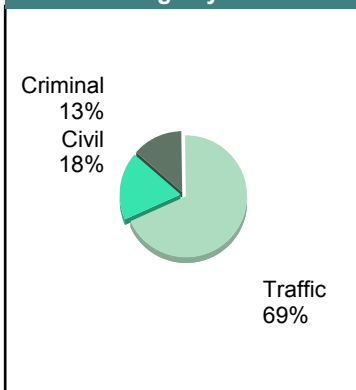
District: 11

		<u>Filings</u>	<u>Hearings</u>	<u>Transactions</u>	<u>Concluded</u>	<u>Cont</u>
<u>Criminal</u>						
Capias	CA	2	4	4	2	2
Felony	F	13	80	80	34	46
Misdemeanor	M	35	115	117	62	55
Show Cause	SC	4	6	6	2	4
Criminal Total		54	205	207	100	107
<u>Traffic</u>						
Capias	CA	2	6	6	3	3
Felony	F	1	4	4	2	2
Infraction	I	228	217	302	234	68
Misdemeanor	M	43	108	108	63	45
Show Cause	SC	5	6	6	0	6
Traffic Total		279	341	426	302	124
<u>Civil</u>						
Admin License	AL	6	2	6	4	-
Detinue	DT	3	2	4	4	-
Garnishment	GA	11	0	11	11	-
Interrogatory	IN	2	4	11	7	4
Motion for Judgment	MJ	0	1	1	1	-
Protective Order	PO	2	1	2	1	1
Prelim Prot Order	PP	0	0	1	1	-
Show Cause	SC	5	3	9	6	3
Unlawful Detainer	UD	5	3	6	5	1
Warrant in Debt	WD	39	37	52	39	13
Civil Total		73	53	103	79	22
Nottoway Totals		406	599	736	481	253

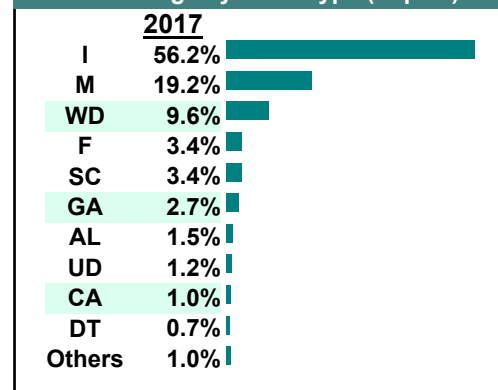
Calendared Filings with Top 12 Scheduled Times



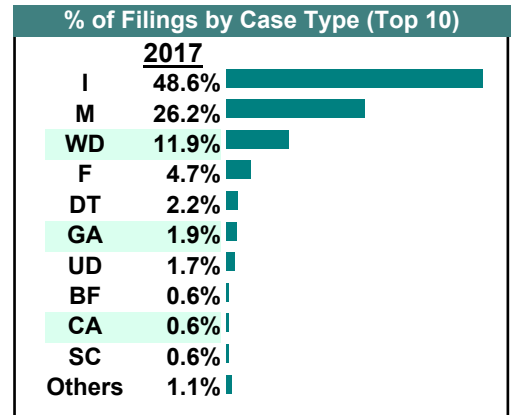
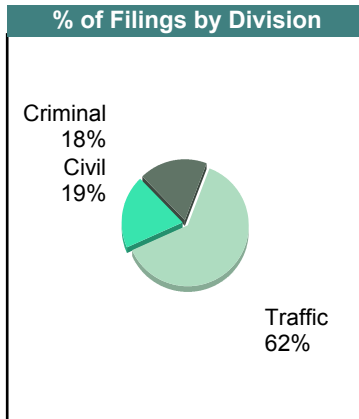
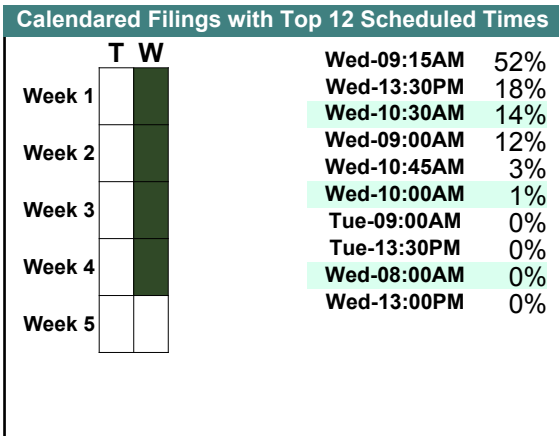
% of Filings by Division



% of Filings by Case Type (Top 10)



		<u>Filings</u>	<u>Hearings</u>	<u>Transactions</u>	<u>Concluded</u>	<u>Cont</u>
<u>Criminal</u>						
Capias	CA	2	4	4	1	3
Felony	F	17	50	50	11	39
Misdemeanor	M	45	96	96	33	63
Show Cause	SC	2	3	3	1	2
Criminal Total		66	153	153	46	107
<u>Traffic</u>						
Capias	CA	0	4	4	0	4
Felony	F	0	1	1	0	1
Infraction	I	176	181	246	196	50
Misdemeanor	M	50	120	120	65	55
Traffic Total		226	306	371	261	110
<u>Civil</u>						
Admin License	AL	1	0	1	1	-
Bond Forfeiture	BF	2	1	2	1	1
Detinue	DT	8	8	10	9	1
Garnishment	GA	7	3	12	9	3
Impoundment	IM	1	0	1	1	-
Motion for Judgment	MJ	0	1	1	0	1
Protective Order	PO	1	1	4	3	1
Prelim Prot Order	PP	1	1	1	0	1
Unlawful Detainer	UD	6	4	7	6	1
Warrant in Debt	WD	43	38	54	40	14
Civil Total		70	57	93	70	23
Nottoway Totals		362	516	617	377	240



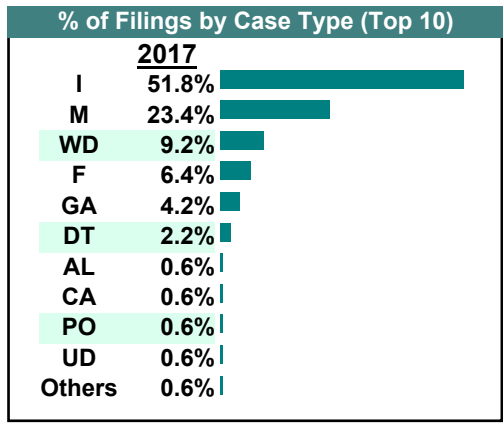
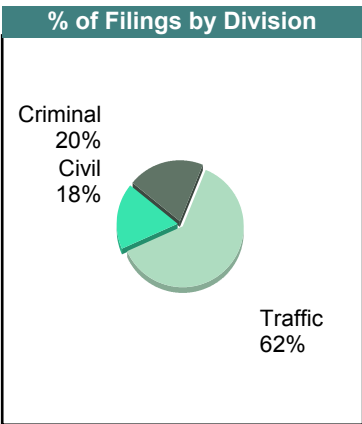
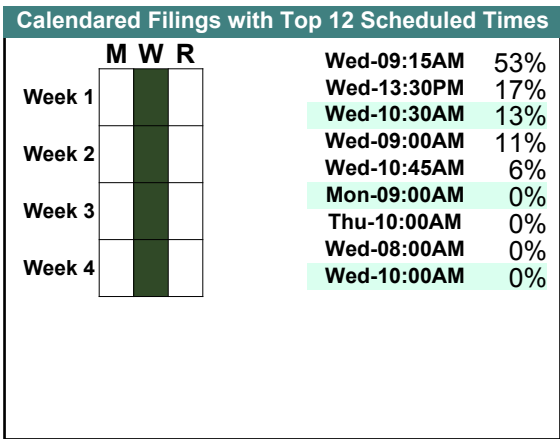
CASELOAD STATISTICS OF THE GENERAL DISTRICT COURTS

January 2017

Nottoway

District: 11

		<u>Filings</u>	<u>Hearings</u>	<u>Transactions</u>	<u>Concluded</u>	<u>Cont</u>
<u>Criminal</u>						
Capias	CA	2	6	6	4	2
Felony	F	22	54	54	8	46
Misdemeanor	M	48	126	126	49	77
Show Cause	SC	1	4	4	2	2
Criminal Total		73	190	190	63	127
<u>Traffic</u>						
Capias	CA	0	3	3	3	-
Felony	F	1	5	5	3	2
Infraction	I	186	215	286	211	75
Misdemeanor	M	36	107	107	50	57
Traffic Total		223	330	401	267	134
<u>Civil</u>						
Admin License	AL	2	0	2	2	-
Detinue	DT	8	8	12	7	5
Garnishment	GA	15	5	19	14	5
Impoundment	IM	1	0	1	1	-
Protective Order	PO	2	2	2	0	2
Unlawful Detainer	UD	2	3	4	3	1
Warrant in Debt	WD	33	32	45	28	17
Civil Total		63	50	85	55	30
Nottoway Totals		359	570	676	385	291



CASELOAD STATISTICS OF THE GENERAL DISTRICT COURTS

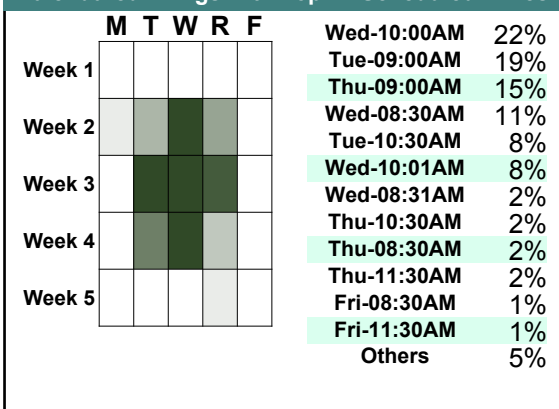
December 2017

Petersburg

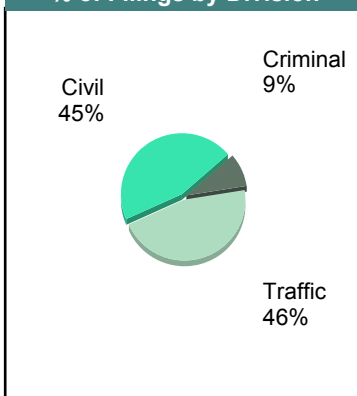
District: 11

		<u>Filings</u>	<u>Hearings</u>	<u>Transactions</u>	<u>Concluded</u>	<u>Cont</u>
<u>Criminal</u>						
Capias	CA	19	52	52	26	26
Civil Violation	CV	3	4	4	1	3
Felony	F	56	271	287	59	228
Misdemeanor	M	123	323	323	112	211
Show Cause	SC	11	23	23	15	8
Criminal Total		212	673	689	213	476
<u>Traffic</u>						
Capias	CA	9	31	31	20	11
Felony	F	2	15	16	6	10
Infraction	I	851	837	1,084	897	186
Misdemeanor	M	261	452	452	274	178
Other	O	0	1	1	0	1
Restricted O/L	RL	4	4	4	4	-
Show Cause	SC	0	1	1	1	-
Traffic Total		1,127	1,341	1,589	1,202	386
<u>Civil</u>						
Abstract	AJ	2	0	2	2	-
Bond Forfeiture	BF	0	0	1	1	-
Counter Claim	CC	0	1	1	1	-
Detinue	DT	18	9	23	21	2
Garnishment	GA	267	26	291	265	26
Interrogatory	IN	1	0	1	1	-
Motion for Judgment	MJ	3	3	6	3	3
Other	OT	6	3	7	4	1
Protective Order	PO	5	3	6	3	2
Prelim Prot Order	PP	7	0	7	7	-
Show Cause	SC	4	1	4	4	-
Unlawful Detainer	UD	355	241	380	347	33
Warrant in Debt	WD	446	409	500	399	99
Civil Total		1,114	696	1,229	1,058	166
Petersburg Totals		2,453	2,710	3,507	2,473	1,028

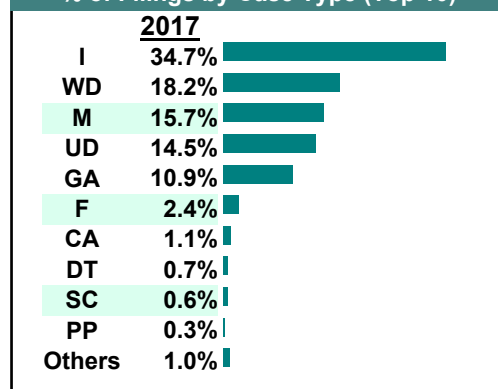
Calendared Filings with Top 12 Scheduled Times



% of Filings by Division



% of Filings by Case Type (Top 10)



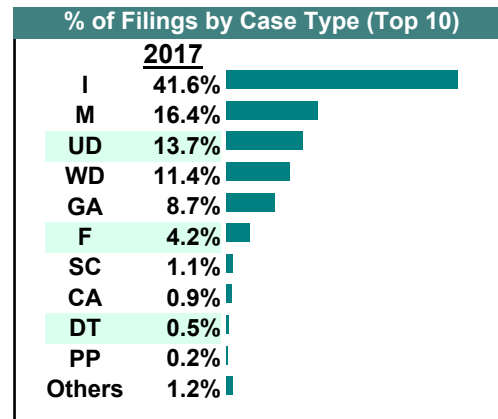
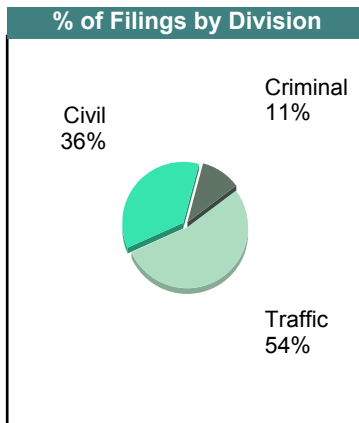
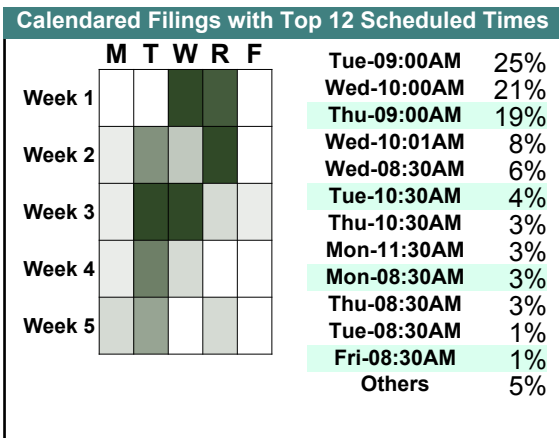
CASELOAD STATISTICS OF THE GENERAL DISTRICT COURTS

November 2017

Petersburg

District: 11

		<u>Filings</u>	<u>Hearings</u>	<u>Transactions</u>	<u>Concluded</u>	<u>Cont</u>
<u>Criminal</u>						
Capias	CA	14	47	47	23	24
Civil Violation	CV	5	12	12	4	8
Felony	F	102	267	275	79	196
Misdemeanor	M	135	305	305	110	195
Show Cause	SC	15	27	27	13	14
Criminal Total		271	658	666	229	437
<u>Traffic</u>						
Capias	CA	10	39	39	15	24
Felony	F	6	17	17	3	14
Infraction	I	1,063	887	1,210	1,039	171
Misdemeanor	M	284	412	412	253	159
Other	O	1	1	1	0	1
Restricted O/L	RL	1	1	1	1	-
Show Cause	SC	2	3	3	1	2
Traffic Total		1,367	1,360	1,683	1,312	371
<u>Civil</u>						
Abstract	AJ	3	0	3	3	-
Admin License	AL	3	0	3	3	-
Bond Forfeiture	BF	4	0	4	4	-
Capias	CA	0	0	2	2	-
Detinue	DT	13	12	16	13	3
Garnishment	GA	223	23	248	225	23
Impoundment	IM	1	0	1	1	-
Interrogatory	IN	3	5	15	10	5
Motion for Judgment	MJ	3	2	3	1	2
Other	OT	3	0	3	3	-
Protective Order	PO	1	1	1	1	-
Prelim Prot Order	PP	6	0	6	6	-
Show Cause	SC	10	6	12	8	4
Tenants Assertion	TA	2	2	2	2	-
Unlawful Detainer	UD	349	211	375	352	23
Warrant in Debt	WD	292	276	330	282	48
Civil Total		916	538	1,024	916	108
Petersburg Totals		2,554	2,556	3,373	2,457	916



CASELOAD STATISTICS OF THE GENERAL DISTRICT COURTS

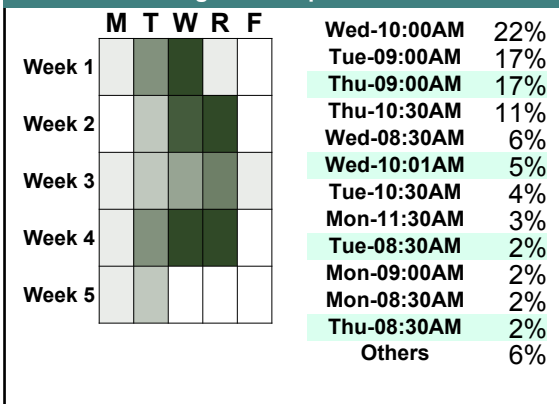
October 2017

Petersburg

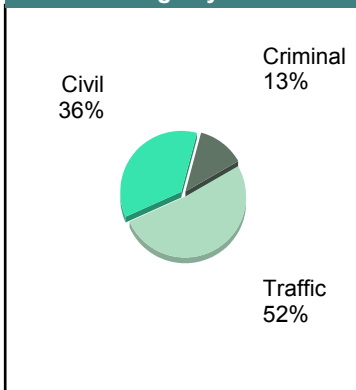
District: 11

		<u>Filings</u>	<u>Hearings</u>	<u>Transactions</u>	<u>Concluded</u>	<u>Cont</u>
<u>Criminal</u>						
Capias	CA	39	78	78	35	43
Civil Violation	CV	10	16	16	7	9
Felony	F	98	267	285	94	191
Misdemeanor	M	204	412	412	185	227
Show Cause	SC	16	30	30	20	10
Criminal Total		367	803	821	341	480
<u>Traffic</u>						
Capias	CA	17	37	37	19	18
Felony	F	8	22	22	6	16
Infraction	I	1,148	956	1,267	1,034	233
Misdemeanor	M	315	448	448	253	195
Other	O	2	2	2	0	2
Restricted O/L	RL	4	4	4	4	-
Show Cause	SC	4	7	7	7	-
Traffic Total		1,498	1,476	1,787	1,323	464
<u>Civil</u>						
Abstract	AJ	3	0	3	3	-
Admin License	AL	3	2	3	1	-
Bond Forfeiture	BF	4	2	4	2	2
Capias	CA	2	2	2	0	2
Counter Claim	CC	1	1	1	0	1
Detinue	DT	21	25	29	21	8
Garnishment	GA	198	31	211	180	30
Interrogatory	IN	4	6	10	4	6
Motion for Judgment	MJ	1	0	6	6	-
Other	OT	1	0	1	1	-
Protective Order	PO	4	0	4	4	-
Prelim Prot Order	PP	1	0	1	1	-
Show Cause	SC	3	2	6	5	1
Tenants Assertion	TA	1	2	3	3	-
Unlawful Detainer	UD	340	228	360	331	29
Warrant in Debt	WD	452	418	490	453	37
Civil Total		1,039	719	1,134	1,015	116
Petersburg Totals		2,904	2,998	3,742	2,679	1,060

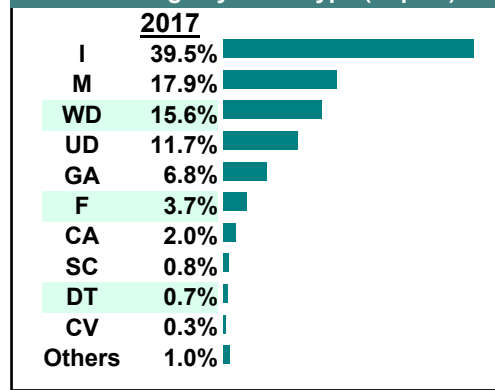
Calendared Filings with Top 12 Scheduled Times



% of Filings by Division



% of Filings by Case Type (Top 10)



CASELOAD STATISTICS OF THE GENERAL DISTRICT COURTS

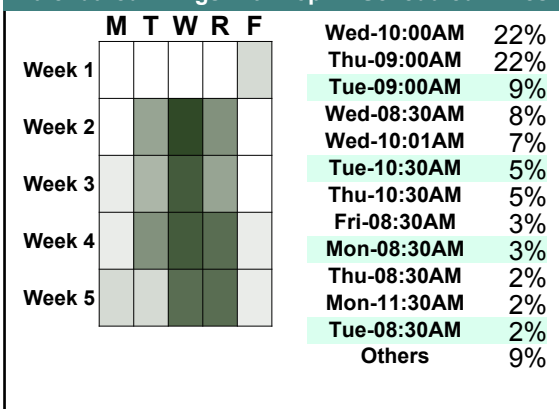
September 2017

Petersburg

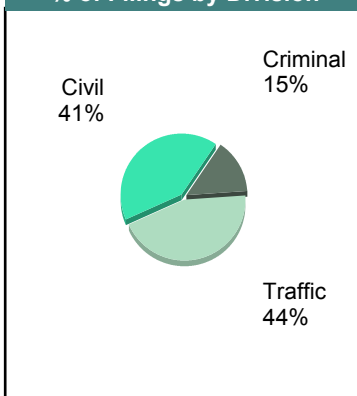
District: 11

		Filings	Hearings	Transactions	Concluded	Cont
<u>Criminal</u>						
Capias	CA	25	61	61	27	34
Civil Violation	CV	5	6	7	3	4
Felony	F	147	339	342	82	260
Misdemeanor	M	186	404	405	135	270
Show Cause	SC	16	27	27	16	11
Criminal Total		379	837	842	263	579
<u>Traffic</u>						
Capias	CA	16	33	33	7	26
Felony	F	7	11	11	1	10
Infraction	I	906	767	1,122	961	161
Misdemeanor	M	205	361	361	215	146
Other	O	4	4	4	4	-
Restricted O/L	RL	13	13	13	13	-
Show Cause	SC	1	4	4	1	3
Traffic Total		1,152	1,193	1,548	1,202	346
<u>Civil</u>						
Bond Forfeiture	BF	3	1	6	5	1
Detinue	DT	11	8	17	15	2
Garnishment	GA	253	21	304	283	20
Interrogatory	IN	4	3	9	6	3
Motion for Judgment	MJ	4	4	6	2	4
Other	OT	2	0	2	2	-
Protective Order	PO	1	1	5	4	1
Prelim Prot Order	PP	10	0	12	12	-
Petition-Restore Arms	PR	1	0	1	1	-
Show Cause	SC	16	6	18	16	2
Tenants Assertion	TA	2	2	2	0	2
Unlawful Detainer	UD	383	267	412	387	25
Warrant in Debt	WD	379	363	426	364	62
Civil Total		1,069	676	1,220	1,097	122
Petersburg Totals		2,600	2,706	3,610	2,562	1,047

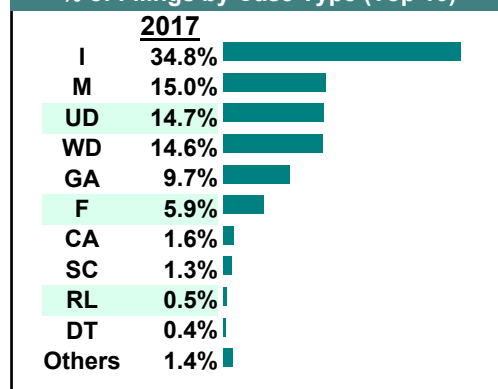
Calendared Filings with Top 12 Scheduled Times



% of Filings by Division



% of Filings by Case Type (Top 10)



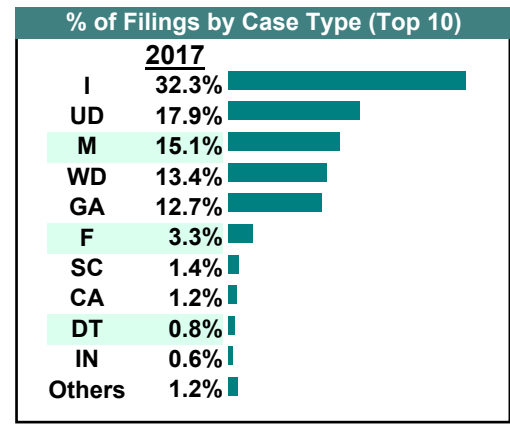
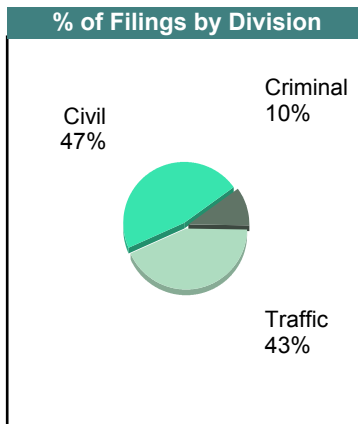
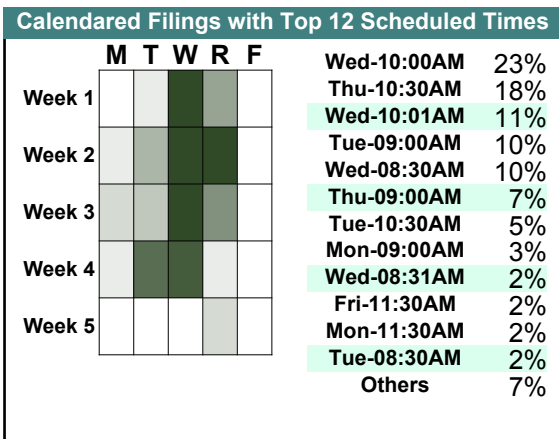
CASELOAD STATISTICS OF THE GENERAL DISTRICT COURTS

August 2017

Petersburg

District: 11

		Filings	Hearings	Transactions	Concluded	Cont
<u>Criminal</u>						
Capias	CA	22	57	57	21	36
Civil Violation	CV	2	5	5	0	5
Felony	F	73	232	241	76	165
Misdemeanor	M	116	329	329	142	187
Show Cause	SC	20	32	32	18	14
Criminal Total		233	655	664	257	407
<u>Traffic</u>						
Capias	CA	4	29	29	18	11
Felony	F	2	15	15	3	12
Infraction	I	726	688	922	699	223
Misdemeanor	M	224	390	390	224	166
Other	O	1	1	1	1	-
Restricted O/L	RL	5	5	5	5	-
Show Cause	SC	3	3	3	1	2
Traffic Total		965	1,131	1,365	951	414
<u>Civil</u>						
Abstract	AJ	2	0	2	2	-
Admin License	AL	1	1	1	0	-
Bond Forfeiture	BF	3	3	5	2	2
Capias	CA	0	0	1	1	-
Detinue	DT	18	18	22	15	7
Garnishment	GA	286	31	324	293	29
Interrogatory	IN	13	11	23	12	11
Motion for Judgment	MJ	3	3	5	2	3
Other	OT	3	0	3	3	-
Protective Order	PO	3	3	4	1	3
Prelim Prot Order	PP	5	2	6	4	2
Show Cause	SC	9	4	13	11	2
Unlawful Detainer	UD	401	277	431	406	25
Warrant in Debt	WD	301	284	352	315	37
Civil Total		1,048	637	1,192	1,067	121
Petersburg Totals		2,246	2,423	3,221	2,275	942



CASELOAD STATISTICS OF THE GENERAL DISTRICT COURTS

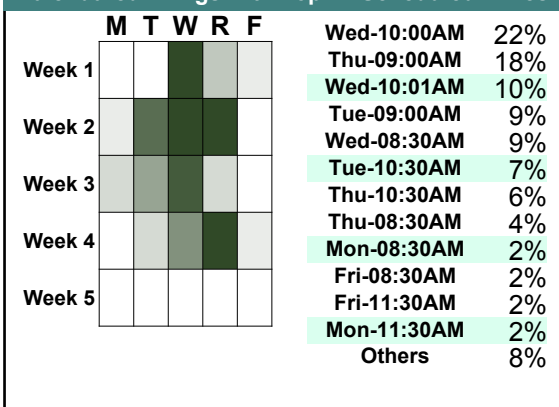
July 2017

Petersburg

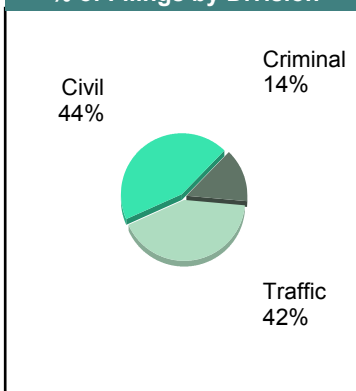
District: 11

		<u>Filings</u>	<u>Hearings</u>	<u>Transactions</u>	<u>Concluded</u>	<u>Cont</u>
<u>Criminal</u>						
Capias	CA	18	50	50	25	25
Civil Violation	CV	0	2	2	1	1
Felony	F	113	272	282	49	233
Misdemeanor	M	155	301	302	94	208
Show Cause	SC	18	26	26	13	13
Criminal Total		304	651	662	182	480
<u>Traffic</u>						
Capias	CA	12	30	30	9	21
Felony	F	6	24	24	4	20
Infraction	I	661	525	795	654	141
Misdemeanor	M	196	328	328	192	136
Other	O	19	20	21	21	-
Restricted O/L	RL	5	5	5	4	-
Show Cause	SC	3	4	4	2	2
Traffic Total		902	936	1,207	886	320
<u>Civil</u>						
Bond Forfeiture	BF	2	1	3	2	1
Capias	CA	1	1	1	0	1
Detinue	DT	16	13	20	13	7
Garnishment	GA	263	38	271	233	38
Impoundment	IM	1	0	1	1	-
Interrogatory	IN	12	9	20	11	9
Motion for Judgment	MJ	1	1	3	2	1
Other	OT	4	0	4	4	-
Protective Order	PO	5	1	5	4	1
Prelim Prot Order	PP	5	1	5	4	1
Show Cause	SC	6	3	7	4	3
Unlawful Detainer	UD	337	250	371	348	23
Warrant in Debt	WD	290	273	339	302	37
Civil Total		943	591	1,050	928	122
Petersburg Totals		2,149	2,178	2,919	1,996	922

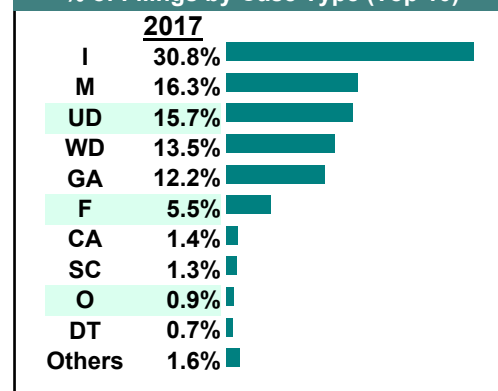
Calendared Filings with Top 12 Scheduled Times



% of Filings by Division



% of Filings by Case Type (Top 10)



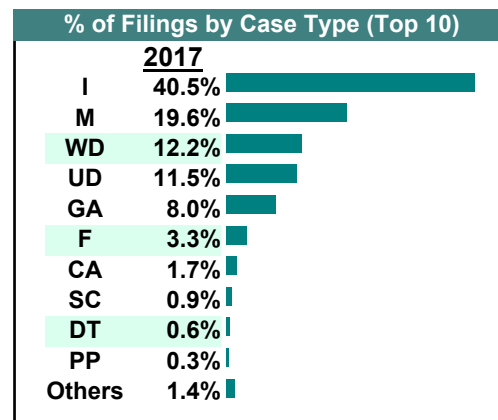
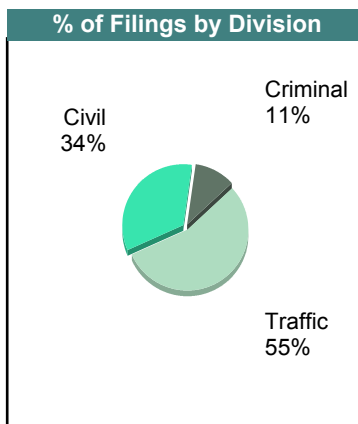
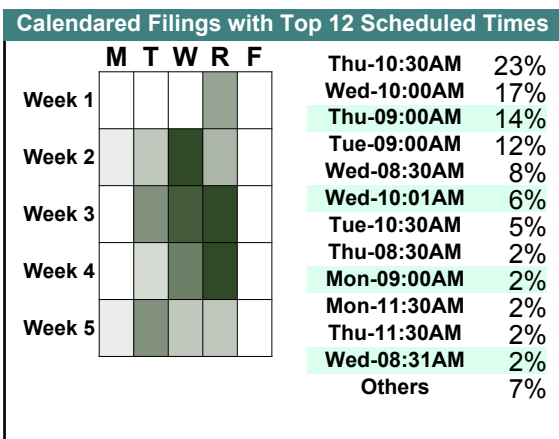
CASELOAD STATISTICS OF THE GENERAL DISTRICT COURTS

June 2017

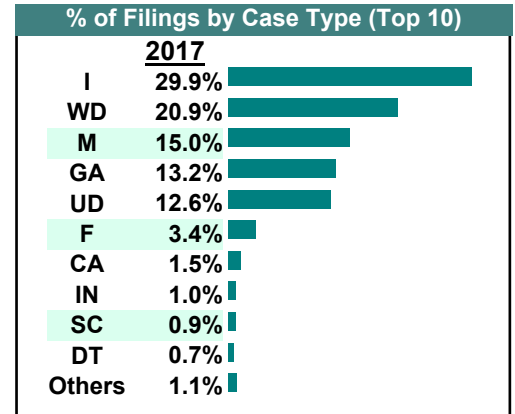
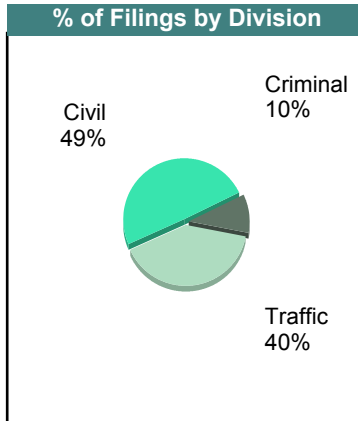
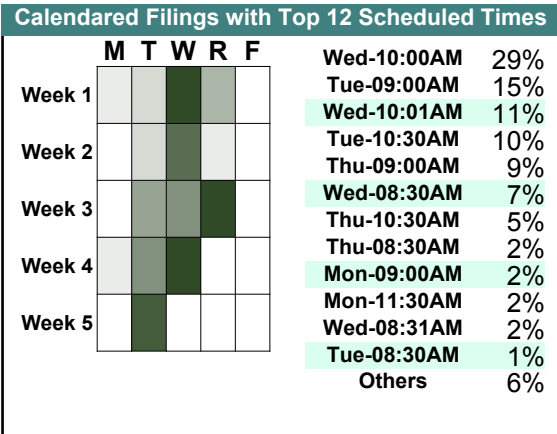
Petersburg

District: 11

		Filings	Hearings	Transactions	Concluded	Cont
<u>Criminal</u>						
Capias	CA	23	57	57	22	35
Civil Violation	CV	5	8	8	7	1
Felony	F	74	347	353	133	220
Misdemeanor	M	143	341	344	141	203
Show Cause	SC	13	25	25	14	11
Criminal Total		258	778	787	317	470
<u>Traffic</u>						
Capias	CA	17	41	41	12	29
Felony	F	3	11	11	2	9
Infraction	I	950	824	1,169	904	263
Misdemeanor	M	318	487	487	280	207
Other	O	0	4	4	2	2
Restricted O/L	RL	5	5	5	5	-
Show Cause	SC	3	5	5	3	2
Traffic Total		1,296	1,377	1,722	1,208	512
<u>Civil</u>						
Abstract	AJ	1	0	1	1	-
Admin License	AL	1	0	1	1	-
Bond Forfeiture	BF	2	0	3	3	-
Counter Claim	CC	1	0	1	1	-
Detinue	DT	14	14	19	15	4
Garnishment	GA	188	27	210	183	27
Interrogatory	IN	6	10	16	6	10
Motion for Judgment	MJ	5	7	8	1	7
Other	OT	3	0	3	3	-
Protective Order	PO	3	1	4	4	-
Prelim Prot Order	PP	8	0	8	8	-
Show Cause	SC	4	5	7	3	4
Tenants Assertion	TA	0	2	2	2	-
Unlawful Detainer	UD	270	195	286	242	43
Warrant in Debt	WD	287	301	351	308	43
Civil Total		793	562	920	781	138
Petersburg Totals		2,347	2,717	3,429	2,306	1,120

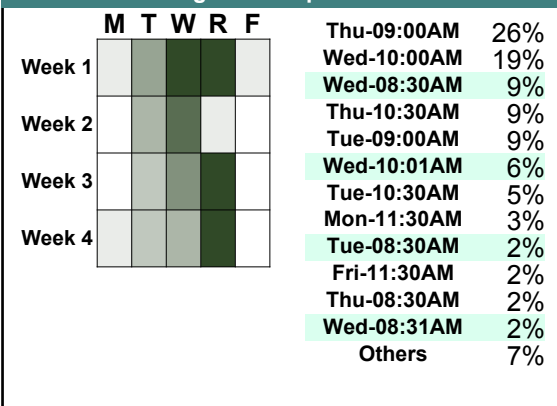


		Filings	Hearings	Transactions	Concluded	Cont
<u>Criminal</u>						
Capias	CA	22	48	48	16	32
Civil Violation	CV	4	6	6	3	3
Felony	F	72	176	194	70	124
Misdemeanor	M	115	296	298	132	166
Show Cause	SC	10	15	15	5	10
Criminal Total		223	541	561	226	335
<u>Traffic</u>						
Capias	CA	11	25	25	8	17
Felony	F	1	10	11	6	5
Infraction	I	651	548	789	668	121
Misdemeanor	M	211	312	312	185	127
Restricted O/L	RL	2	2	2	2	-
Show Cause	SC	0	2	2	1	1
Traffic Total		876	899	1,141	870	271
<u>Civil</u>						
Abstract	AJ	1	0	1	1	-
Admin License	AL	2	0	2	2	-
Bond Forfeiture	BF	2	1	2	1	1
Detinue	DT	15	17	21	19	2
Garnishment	GA	287	34	317	283	33
Interrogatory	IN	21	11	28	17	11
Motion for Judgment	MJ	1	1	3	2	1
Other	OT	2	0	2	2	-
Protective Order	PO	2	1	2	1	1
Prelim Prot Order	PP	6	0	6	6	-
Show Cause	SC	9	4	12	9	3
Tenants Assertion	TA	1	2	2	1	1
Unlawful Detainer	UD	273	190	293	269	24
Warrant in Debt	WD	454	448	523	444	79
Civil Total		1,076	709	1,214	1,057	156
Petersburg Totals		2,175	2,149	2,916	2,153	762

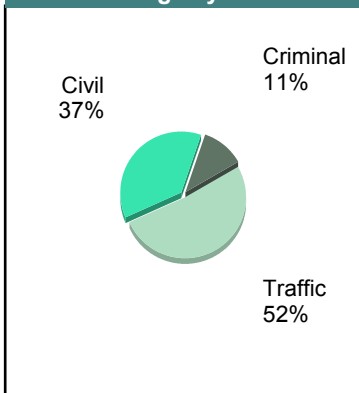


		Filings	Hearings	Transactions	Concluded	Cont
<u>Criminal</u>						
Capias	CA	18	48	48	13	35
Civil Violation	CV	3	5	5	1	4
Felony	F	78	338	344	99	245
Misdemeanor	M	117	284	285	84	201
Show Cause	SC	8	18	18	11	7
Criminal Total		224	693	700	208	492
<u>Traffic</u>						
Capias	CA	5	17	17	6	11
Felony	F	3	13	13	4	9
Infraction	I	776	575	865	715	150
Misdemeanor	M	192	322	322	204	118
Other	O	26	27	27	23	4
Restricted O/L	RL	5	5	5	5	-
Show Cause	SC	8	13	13	5	8
Traffic Total		1,015	972	1,262	962	300
<u>Civil</u>						
Abstract	AJ	4	0	4	4	-
Admin License	AL	2	0	2	2	-
Detinue	DT	11	13	21	16	5
Garnishment	GA	151	19	183	164	18
Impoundment	IM	2	0	2	2	-
Interrogatory	IN	7	5	9	4	5
Motion for Judgment	MJ	1	1	4	4	-
Other	OT	1	0	1	1	-
Protective Order	PO	5	0	5	5	-
Prelim Prot Order	PP	10	0	10	10	-
Show Cause	SC	8	3	10	8	2
Tenants Assertion	TA	2	2	2	0	2
Unlawful Detainer	UD	227	139	245	234	11
Warrant in Debt	WD	291	279	344	291	53
Civil Total		722	461	842	745	96
Petersburg Totals		1,961	2,126	2,804	1,915	888

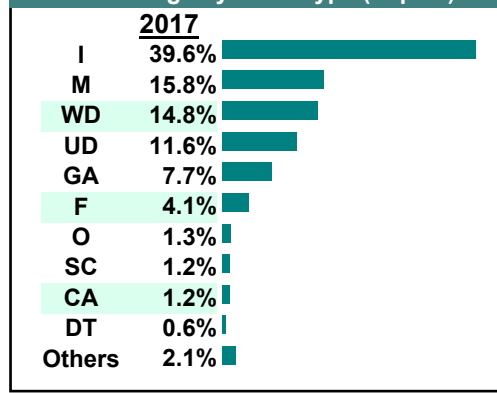
Calendared Filings with Top 12 Scheduled Times



% of Filings by Division



% of Filings by Case Type (Top 10)



CASELOAD STATISTICS OF THE GENERAL DISTRICT COURTS

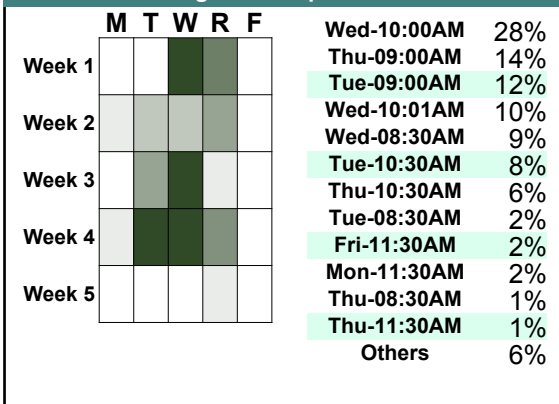
March 2017

Petersburg

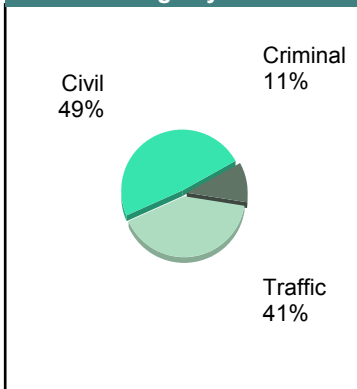
District: 11

		<u>Filings</u>	<u>Hearings</u>	<u>Transactions</u>	<u>Concluded</u>	<u>Cont</u>
<u>Criminal</u>						
Capias	CA	18	50	50	19	31
Civil Violation	CV	2	5	5	2	3
Felony	F	74	290	293	74	219
Misdemeanor	M	138	310	312	136	176
Show Cause	SC	19	31	31	23	8
Criminal Total		251	686	691	254	437
<u>Traffic</u>						
Capias	CA	6	19	19	9	10
Felony	F	7	23	23	6	17
Infraction	I	751	606	922	730	192
Misdemeanor	M	180	296	296	167	129
Restricted O/L	RL	7	7	7	7	-
Show Cause	SC	1	3	3	3	-
Traffic Total		952	954	1,270	922	348
<u>Civil</u>						
Abstract	AJ	1	0	1	1	-
Admin License	AL	4	0	4	4	-
Bond Forfeiture	BF	5	2	5	3	2
Detinue	DT	28	22	33	26	7
Garnishment	GA	254	30	278	248	30
Interrogatory	IN	3	1	3	2	1
Motion for Judgment	MJ	1	5	6	1	5
Protective Order	PO	5	0	5	5	-
Prelim Prot Order	PP	8	1	8	8	-
Show Cause	SC	6	3	6	5	1
Tenants Assertion	TA	1	0	1	1	-
Unlawful Detainer	UD	352	229	379	351	28
Warrant in Debt	WD	465	447	521	447	74
Civil Total		1,133	740	1,250	1,102	148
Petersburg Totals		2,336	2,380	3,211	2,278	933

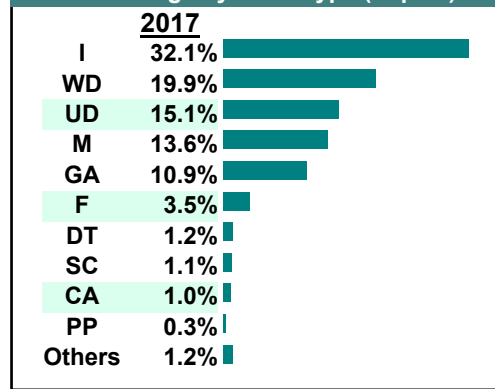
Calendared Filings with Top 12 Scheduled Times



% of Filings by Division

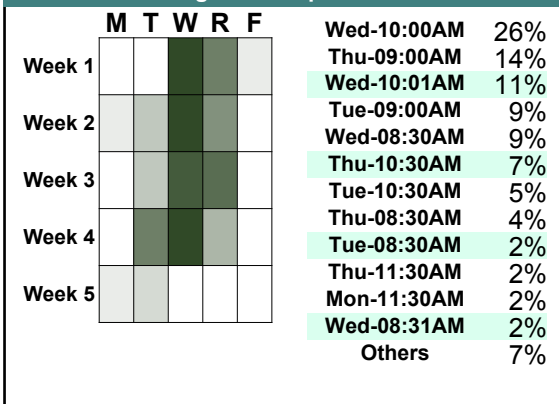


% of Filings by Case Type (Top 10)

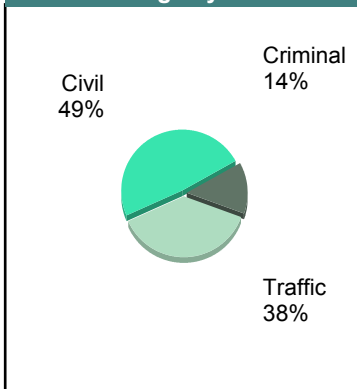


		Filings	Hearings	Transactions	Concluded	Cont
<u>Criminal</u>						
Capias	CA	15	35	35	12	23
Civil Violation	CV	0	1	1	1	-
Felony	F	90	287	306	80	226
Misdemeanor	M	104	262	262	97	165
Show Cause	SC	13	26	26	11	15
Criminal Total		222	611	630	201	429
<u>Traffic</u>						
Capias	CA	10	25	25	5	20
Felony	F	8	16	16	1	15
Infraction	I	433	404	553	465	88
Misdemeanor	M	137	268	268	158	110
Other	O	21	21	21	20	1
Restricted O/L	RL	4	4	4	4	-
Show Cause	SC	1	2	2	1	1
Traffic Total		614	740	889	654	235
<u>Civil</u>						
Abstract	AJ	1	0	1	1	-
Admin License	AL	2	0	2	2	-
Bond Forfeiture	BF	2	1	2	1	1
Detinue	DT	16	23	28	20	8
Garnishment	GA	213	35	224	189	35
Interrogatory	IN	5	4	13	9	4
Motion for Judgment	MJ	1	2	2	0	2
Protective Order	PO	3	0	3	3	-
Prelim Prot Order	PP	3	0	3	3	-
Show Cause	SC	10	4	16	14	2
Unlawful Detainer	UD	243	163	274	258	16
Warrant in Debt	WD	292	298	340	290	50
Civil Total		791	530	908	790	118
Petersburg Totals		1,627	1,881	2,427	1,645	782

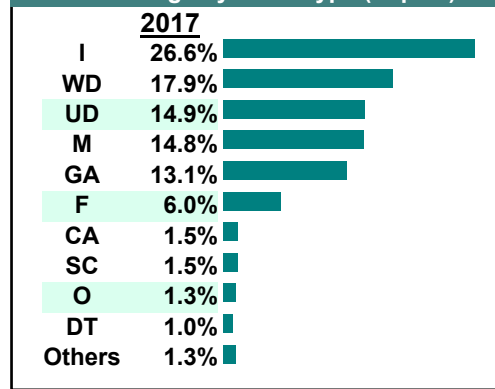
Calendared Filings with Top 12 Scheduled Times



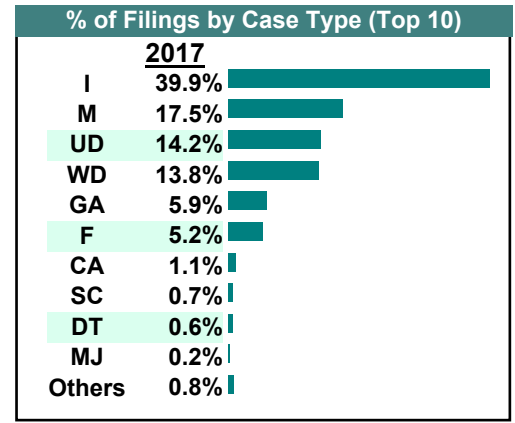
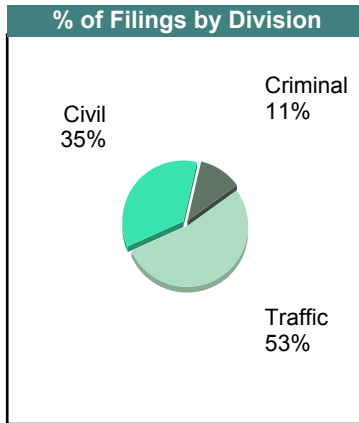
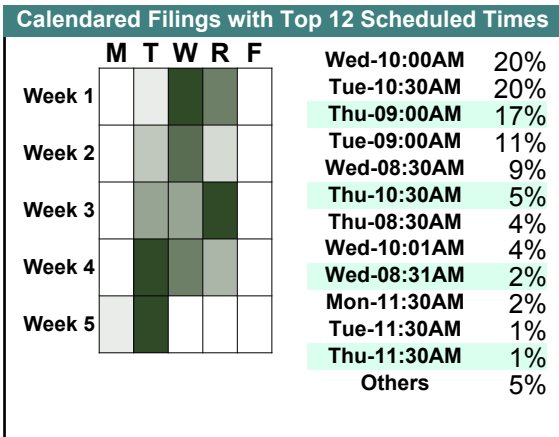
% of Filings by Division



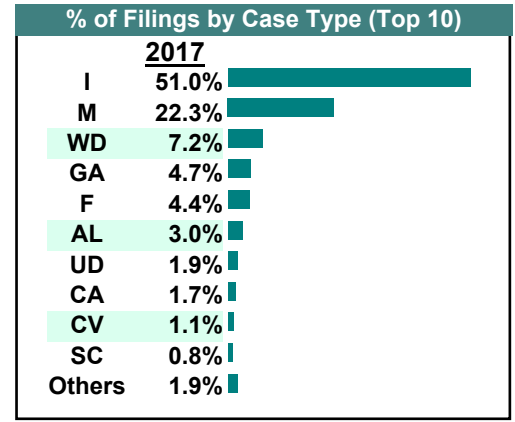
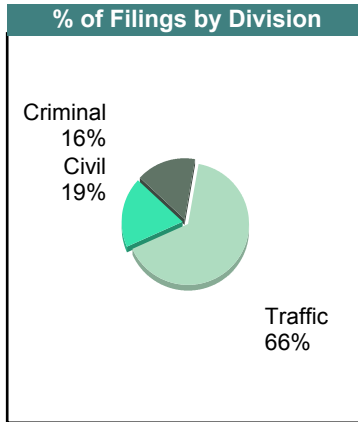
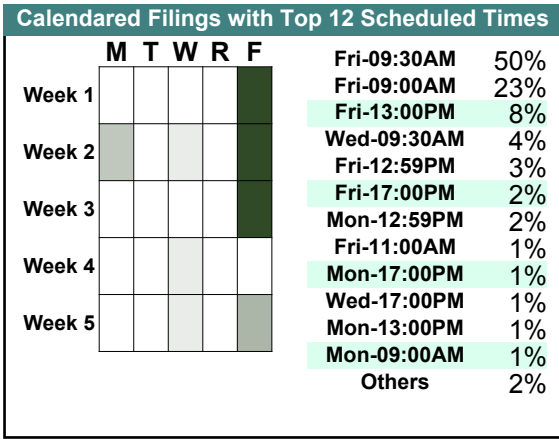
% of Filings by Case Type (Top 10)



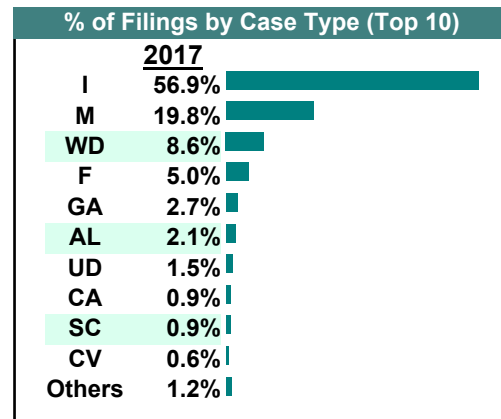
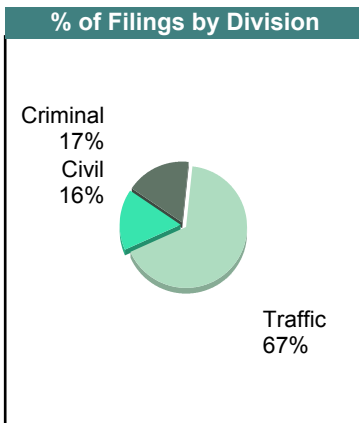
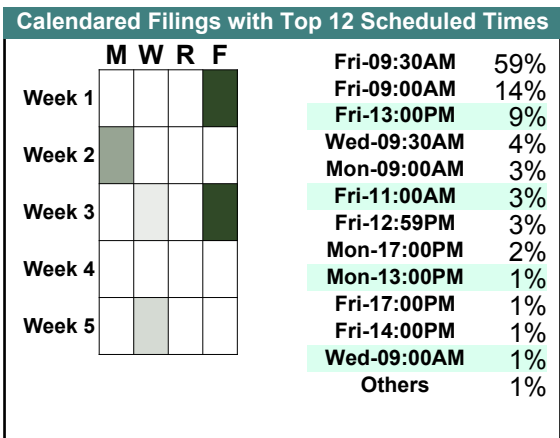
		Filings	Hearings	Transactions	Concluded	Cont
<u>Criminal</u>						
Capias	CA	14	33	33	9	24
Civil Violation	CV	3	6	6	1	5
Felony	F	103	266	271	55	216
Misdemeanor	M	95	264	265	76	189
Show Cause	SC	13	18	18	10	8
Criminal Total		228	587	593	151	442
<u>Traffic</u>						
Capias	CA	8	19	19	9	10
Felony	F	2	10	10	4	6
Infraction	I	799	636	954	804	150
Misdemeanor	M	255	407	407	240	167
Restricted O/L	RL	4	4	4	4	-
Show Cause	SC	1	2	2	0	2
Traffic Total		1,069	1,078	1,396	1,061	335
<u>Civil</u>						
Abstract	AJ	2	0	2	2	-
Admin License	AL	1	0	1	1	-
Bond Forfeiture	BF	0	1	1	1	-
Detinue	DT	12	17	19	12	7
Garnishment	GA	119	14	130	116	14
Motion for Judgment	MJ	5	3	6	3	3
Other	OT	2	0	2	2	-
Prelim Prot Order	PP	5	0	5	5	-
Show Cause	SC	0	0	1	1	-
Tenants Assertion	TA	0	0	1	1	-
Unlawful Detainer	UD	284	196	311	282	29
Warrant in Debt	WD	276	272	310	257	53
Civil Total		706	503	789	683	106
Petersburg Totals		2,003	2,168	2,778	1,895	883



		<u>Filings</u>	<u>Hearings</u>	<u>Transactions</u>	<u>Concluded</u>	<u>Cont</u>
<u>Criminal</u>						
Capias	CA	5	13	13	5	8
Civil Violation	CV	4	6	6	3	3
Felony	F	13	37	37	9	28
Misdemeanor	M	33	126	126	39	87
Show Cause	SC	2	3	3	0	3
Criminal Total		57	185	185	56	129
<u>Traffic</u>						
Capias	CA	1	5	5	0	5
Felony	F	3	3	3	0	3
Infraction	I	185	209	259	194	65
Misdemeanor	M	48	105	105	38	67
Show Cause	SC	1	1	1	0	1
Traffic Total		238	323	373	232	141
<u>Civil</u>						
Abstract	AJ	1	0	1	1	-
Admin License	AL	11	0	11	11	-
Detinue	DT	1	1	2	1	1
Garnishment	GA	17	2	18	16	2
Impoundment	IM	2	0	2	2	-
Other	OT	1	0	1	1	-
Protective Order	PO	1	0	2	2	-
Petition-Restore Arms	PR	1	1	1	0	1
Show Cause	SC	0	0	1	1	-
Unlawful Detainer	UD	7	5	7	6	1
Warrant in Debt	WD	26	31	46	33	13
Civil Total		68	40	92	74	18
Powhatan Totals		363	548	650	362	288




		<u>Filings</u>	<u>Hearings</u>	<u>Transactions</u>	<u>Concluded</u>	<u>Cont</u>
<u>Criminal</u>						
Capias	CA	2	10	10	3	7
Civil Violation	CV	2	6	6	4	2
Felony	F	17	51	51	29	22
Misdemeanor	M	35	97	97	33	64
Show Cause	SC	2	5	5	3	2
Criminal Total		58	169	169	72	97
<u>Traffic</u>						
Capias	CA	1	3	3	3	-
Felony	F	0	2	2	1	1
Infraction	I	193	200	271	220	51
Misdemeanor	M	32	90	90	46	44
Traffic Total		226	295	366	270	96
<u>Civil</u>						
Admin License	AL	7	0	7	7	-
Bond Forfeiture	BF	1	1	1	0	1
Garnishment	GA	9	2	13	11	2
Protective Order	PO	2	1	2	1	1
Prelim Prot Order	PP	1	0	1	1	-
Show Cause	SC	1	0	1	1	-
Unlawful Detainer	UD	5	4	7	7	-
Warrant in Debt	WD	29	32	38	24	14
Zoning Viol	ZO	0	0	1	1	-
Civil Total		55	40	71	53	18
Powhatan Totals		339	504	606	395	211

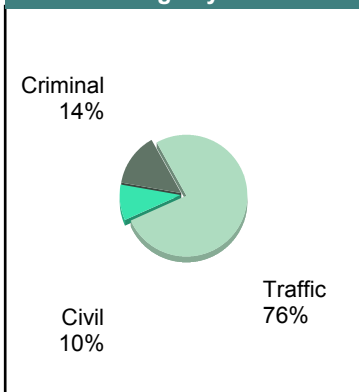


		Filings	Hearings	Transactions	Concluded	Cont
<u>Criminal</u>						
Capias	CA	5	15	15	7	8
Civil Violation	CV	0	3	3	1	2
Felony	F	32	59	59	11	48
Misdemeanor	M	48	140	141	50	91
Show Cause	SC	3	8	8	3	5
Criminal Total		88	225	226	72	154
<u>Traffic</u>						
Capias	CA	1	4	4	0	4
Felony	F	0	1	1	0	1
Infraction	I	407	352	488	367	121
Misdemeanor	M	64	126	126	55	71
Show Cause	SC	1	1	1	0	1
Traffic Total		473	484	620	422	198
<u>Civil</u>						
Abstract	AJ	1	0	1	1	-
Admin License	AL	8	0	8	8	-
Garnishment	GA	16	3	18	15	3
Interrogatory-Not	IC	1	0	1	1	-
Impoundment	IM	4	0	4	4	-
Other	OT	1	0	1	1	-
Prelim Prot Order	PP	4	0	4	4	-
Unlawful Detainer	UD	9	6	10	9	1
Warrant in Debt	WD	15	25	28	18	10
Civil Total		59	34	75	61	14
Powhatan Totals		620	743	921	555	366


Calendared Filings with Top 12 Scheduled Times



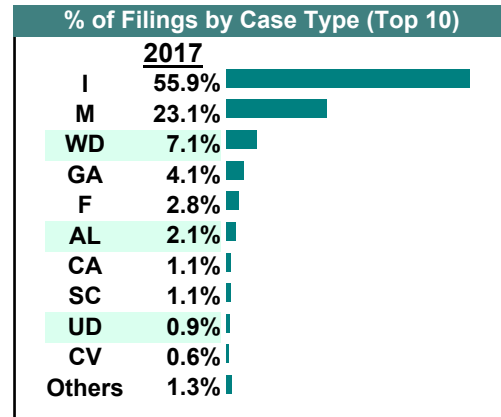
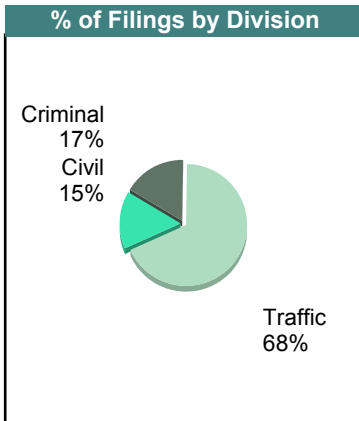
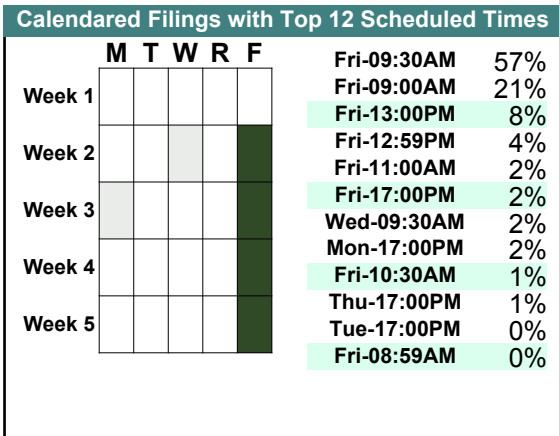
% of Filings by Division



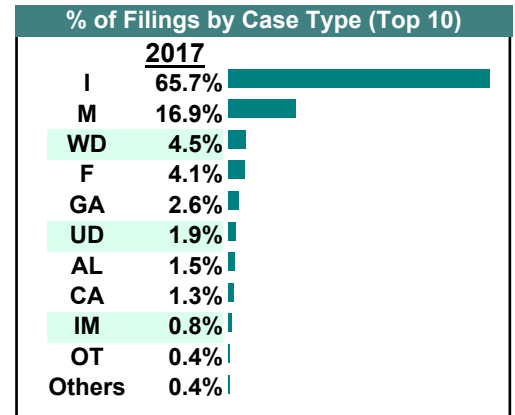
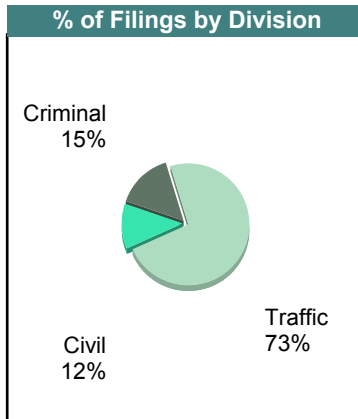
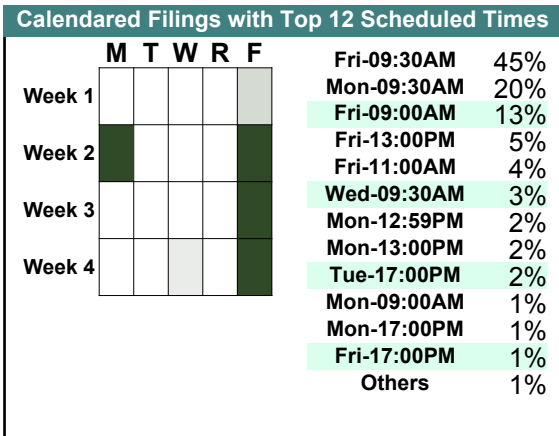
% of Filings by Case Type (Top 10)



		Filings	Hearings	Transactions	Concluded	Cont
<u>Criminal</u>						
Capias	CA	5	18	18	6	12
Civil Violation	CV	3	8	8	2	6
Felony	F	13	113	113	23	90
Misdemeanor	M	52	142	147	51	96
Show Cause	SC	5	9	9	4	5
Criminal Total		78	290	295	86	209
<u>Traffic</u>						
Capias	CA	0	4	4	0	4
Felony	F	0	1	1	1	-
Infraction	I	261	246	344	263	81
Misdemeanor	M	56	111	111	50	61
Restricted O/L	RL	1	1	1	1	-
Traffic Total		318	363	461	315	146
<u>Civil</u>						
Admin License	AL	10	0	10	10	-
Garnishment	GA	19	4	25	21	4
Impoundment	IM	2	0	2	2	-
Other	OT	1	0	1	1	-
Unlawful Detainer	UD	4	7	9	6	3
Warrant in Debt	WD	33	31	43	33	10
Zoning Viol	ZO	2	1	2	1	1
Civil Total		71	43	92	74	18
Powhatan Totals		467	696	848	475	373

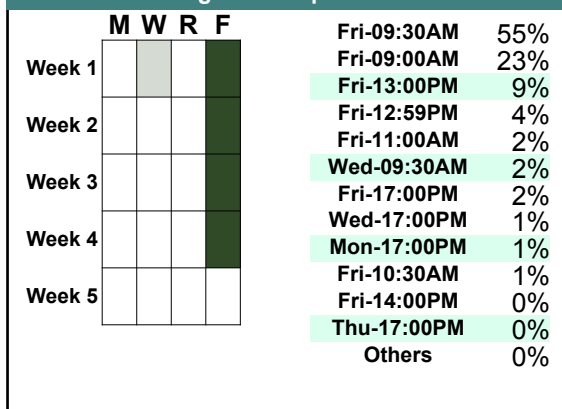


		<u>Filings</u>	<u>Hearings</u>	<u>Transactions</u>	<u>Concluded</u>	<u>Cont</u>
<u>Criminal</u>						
Capias	CA	5	17	17	6	11
Civil Violation	CV	0	4	4	1	3
Felony	F	21	45	45	13	32
Misdemeanor	M	55	149	152	58	94
Show Cause	SC	0	7	7	5	2
Criminal Total		81	222	225	83	142
<u>Traffic</u>						
Capias	CA	2	6	6	4	2
Felony	F	1	3	3	0	3
Infraction	I	350	306	443	333	110
Misdemeanor	M	35	104	104	37	67
Show Cause	SC	1	2	2	2	-
Traffic Total		389	421	558	376	182
<u>Civil</u>						
Admin License	AL	8	0	8	8	-
Detinue	DT	0	2	2	2	-
Garnishment	GA	14	0	14	14	-
Impoundment	IM	4	0	4	4	-
Other	OT	2	0	2	2	-
Prelim Prot Order	PP	1	0	1	1	-
Unlawful Detainer	UD	10	7	10	7	3
Warrant in Debt	WD	24	22	33	25	8
Civil Total		63	31	74	63	11
Powhatan Totals		533	674	857	522	335

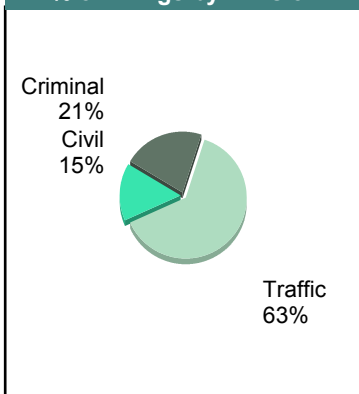


		<u>Filings</u>	<u>Hearings</u>	<u>Transactions</u>	<u>Concluded</u>	<u>Cont</u>
<u>Criminal</u>						
Capias	CA	5	15	15	1	14
Civil Violation	CV	4	11	11	4	7
Felony	F	51	113	113	25	88
Misdemeanor	M	52	167	171	71	100
Show Cause	SC	1	9	9	3	6
Criminal Total		113	315	319	104	215
<u>Traffic</u>						
Capias	CA	2	4	4	2	2
Felony	F	1	2	2	0	2
Infraction	I	268	278	364	282	82
Misdemeanor	M	61	110	110	53	57
Restricted O/L	RL	2	3	3	3	-
Show Cause	SC	0	1	1	0	1
Traffic Total		334	398	484	340	144
<u>Civil</u>						
Abstract	AJ	1	0	1	1	-
Admin License	AL	7	0	7	7	-
Garnishment	GA	19	5	23	18	5
Impoundment	IM	2	0	2	2	-
Other	OT	1	0	2	2	-
Protective Order	PO	1	0	1	1	-
Prelim Prot Order	PP	1	0	1	1	-
Unlawful Detainer	UD	8	3	9	8	1
Warrant in Debt	WD	40	35	48	32	16
Civil Total		80	43	94	72	22
Powhatan Totals		527	756	897	516	381

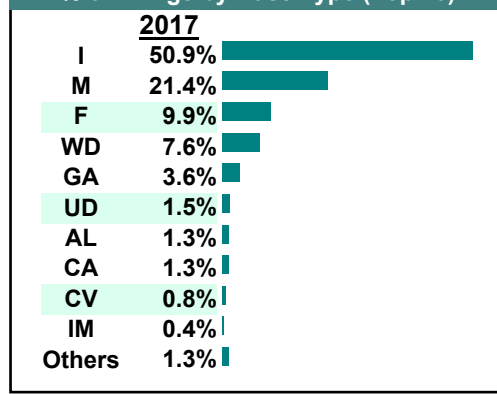
Calendared Filings with Top 12 Scheduled Times



% of Filings by Division

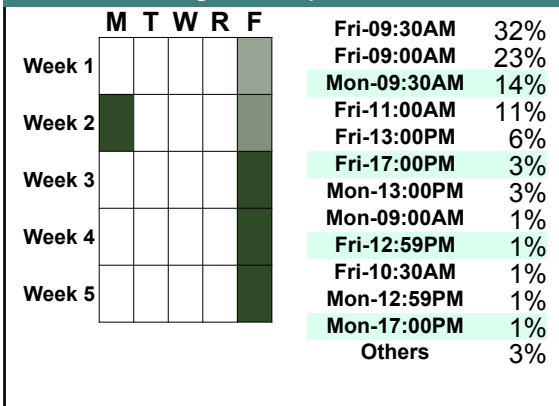


% of Filings by Case Type (Top 10)

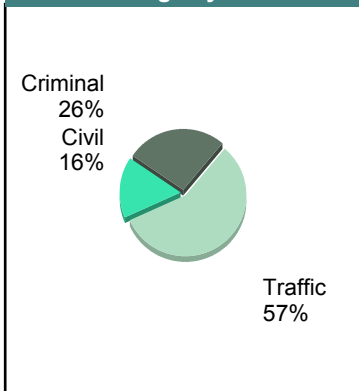


		<u>Filings</u>	<u>Hearings</u>	<u>Transactions</u>	<u>Concluded</u>	<u>Cont</u>
<u>Criminal</u>						
Capias	CA	5	9	9	1	8
Civil Violation	CV	4	9	9	5	4
Felony	F	9	21	21	5	16
Misdemeanor	M	88	171	179	69	110
Show Cause	SC	8	17	17	7	10
Criminal Total		114	227	235	87	148
<u>Traffic</u>						
Capias	CA	1	3	3	1	2
Felony	F	1	1	1	0	1
Infraction	I	214	248	309	221	88
Misdemeanor	M	28	95	95	41	54
Restricted O/L	RL	2	3	3	1	1
Show Cause	SC	1	2	2	2	-
Traffic Total		247	352	413	266	146
<u>Civil</u>						
Abstract	AJ	1	0	1	1	-
Admin License	AL	8	0	8	8	-
Detinue	DT	2	2	2	0	2
Garnishment	GA	9	4	12	8	4
Impoundment	IM	2	0	2	2	-
Other	OT	2	1	2	1	1
Protective Order	PO	3	0	3	3	-
Prelim Prot Order	PP	5	0	5	5	-
Show Cause	SC	1	0	1	1	-
Unlawful Detainer	UD	5	6	8	5	3
Warrant in Debt	WD	32	30	41	29	12
Civil Total		70	43	85	63	22
Powhatan Totals		431	622	733	416	316

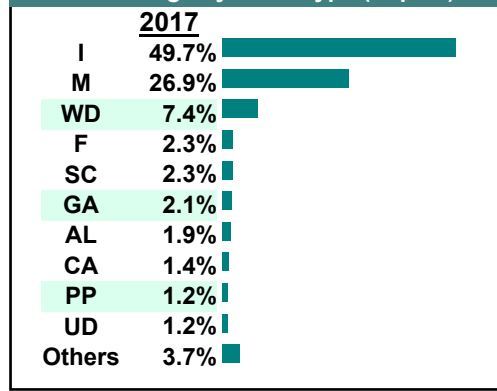
Calendared Filings with Top 12 Scheduled Times



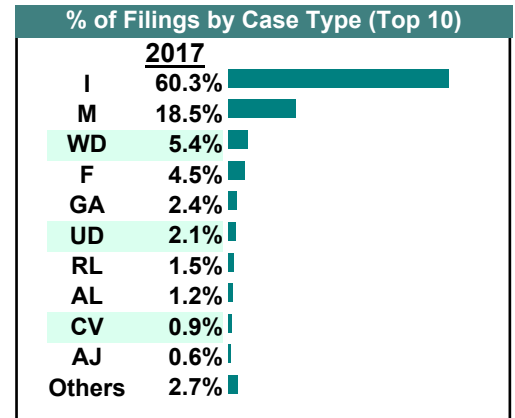
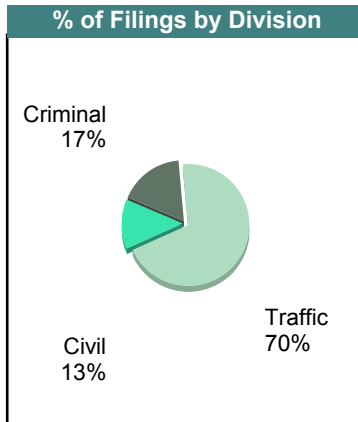
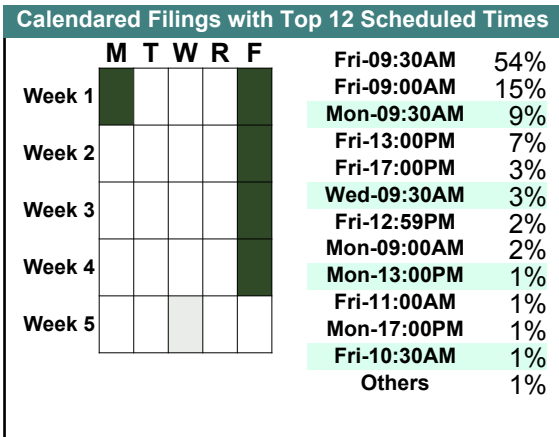
% of Filings by Division



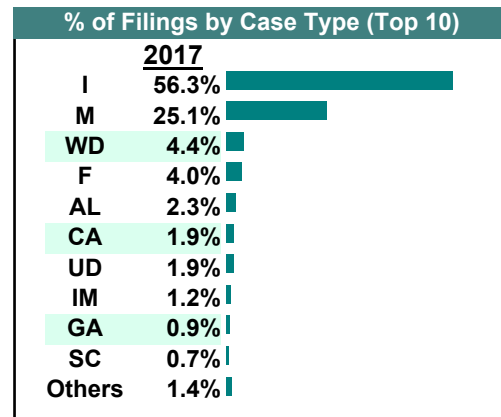
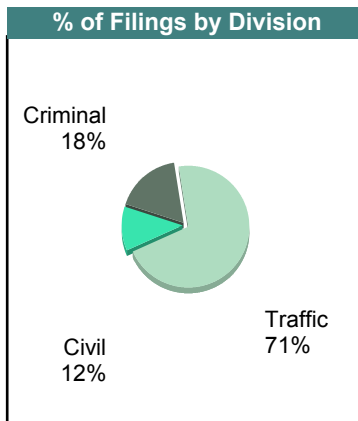
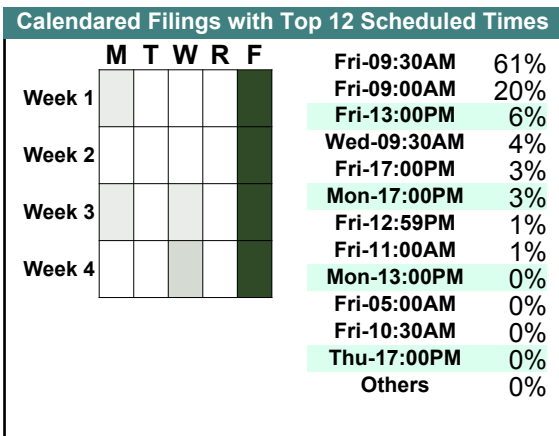
% of Filings by Case Type (Top 10)



		<u>Filings</u>	<u>Hearings</u>	<u>Transactions</u>	<u>Concluded</u>	<u>Cont</u>
<u>Criminal</u>						
Capias	CA	2	8	8	3	5
Civil Violation	CV	3	6	6	1	5
Felony	F	15	42	42	10	32
Misdemeanor	M	35	105	105	23	82
Show Cause	SC	2	5	5	1	4
Criminal Total		57	166	166	38	128
<u>Traffic</u>						
Felony	F	0	1	1	1	-
Infraction	I	202	214	273	196	77
Misdemeanor	M	27	99	99	47	52
Restricted O/L	RL	5	6	6	5	1
Traffic Total		234	320	379	249	130
<u>Civil</u>						
Abstract	AJ	2	0	2	2	-
Admin License	AL	4	0	4	4	-
Detinue	DT	0	0	1	1	-
Garnishment	GA	8	3	8	5	3
Interrogatory-Not	IC	1	0	1	1	-
Impoundment	IM	1	0	1	1	-
Other	OT	1	0	1	1	-
Protective Order	PO	1	0	1	1	-
Prelim Prot Order	PP	1	0	1	1	-
Unlawful Detainer	UD	7	4	8	8	-
Warrant in Debt	WD	18	16	28	22	6
Civil Total		44	23	56	47	9
Powhatan Totals		335	509	601	334	267




		<u>Filings</u>	<u>Hearings</u>	<u>Transactions</u>	<u>Concluded</u>	<u>Cont</u>
<u>Criminal</u>						
Capias	CA	6	9	9	2	7
Civil Violation	CV	2	6	6	1	5
Felony	F	16	34	34	9	25
Misdemeanor	M	49	132	133	36	97
Show Cause	SC	3	13	13	5	8
Criminal Total		76	194	195	53	142
<u>Traffic</u>						
Capias	CA	2	5	5	2	3
Felony	F	1	1	1	1	-
Infraction	I	242	252	343	244	99
Misdemeanor	M	59	124	124	45	79
Show Cause	SC	0	2	2	1	1
Traffic Total		304	384	475	293	182
<u>Civil</u>						
Admin License	AL	10	0	10	10	-
Detinue	DT	1	2	2	1	1
Garnishment	GA	4	0	6	6	-
Impoundment	IM	5	0	5	5	-
Other	OT	2	0	2	2	-
Prelim Prot Order	PP	1	0	1	1	-
Unlawful Detainer	UD	8	6	10	8	2
Warrant in Debt	WD	19	29	38	24	14
Civil Total		50	37	74	57	17
Powhatan Totals		430	615	744	403	341

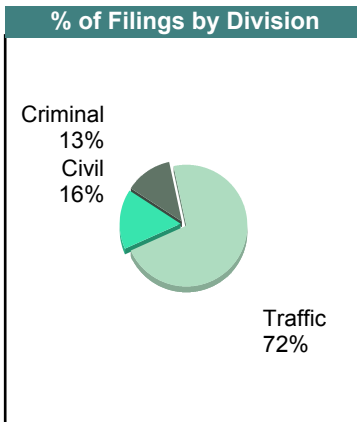


		<u>Filings</u>	<u>Hearings</u>	<u>Transactions</u>	<u>Concluded</u>	<u>Cont</u>
<u>Criminal</u>						
Capias	CA	0	4	4	3	1
Civil Violation	CV	2	7	7	5	2
Felony	F	9	25	25	6	19
Misdemeanor	M	46	124	125	47	78
Show Cause	SC	9	13	13	3	10
Criminal Total		66	173	174	64	110
<u>Traffic</u>						
Capias	CA	1	4	4	0	4
Felony	F	0	1	1	0	1
Infraction	I	318	299	419	315	104
Misdemeanor	M	59	120	120	51	69
Restricted O/L	RL	0	1	1	0	1
Show Cause	SC	0	4	4	1	3
Traffic Total		378	429	549	367	182
<u>Civil</u>						
Admin License	AL	11	0	11	11	-
Bond Forfeiture	BF	0	0	1	1	-
Detinue	DT	0	0	1	1	-
Garnishment	GA	15	1	19	18	1
Interrogatory-Not	IC	1	0	1	1	-
Impoundment	IM	3	0	3	3	-
Other	OT	1	0	1	1	-
Prelim Prot Order	PP	1	0	1	1	-
Unlawful Detainer	UD	14	10	15	13	2
Warrant in Debt	WD	38	33	56	48	8
Civil Total		84	44	109	98	11
Powhatan Totals		528	646	832	529	303

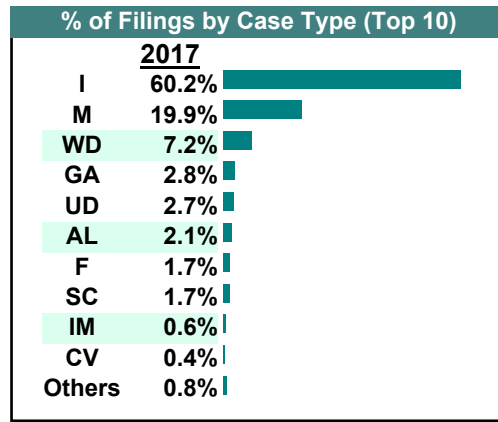
Calendared Filings with Top 12 Scheduled Times



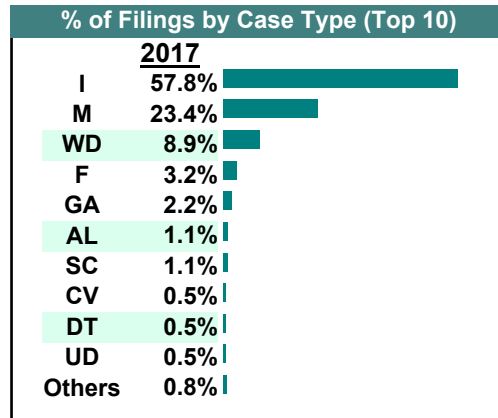
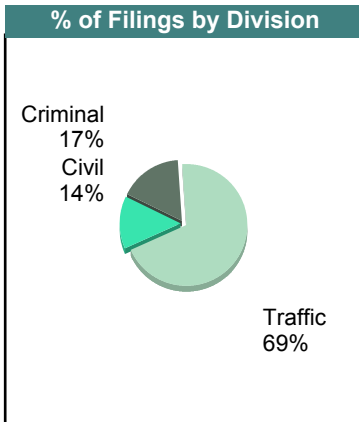
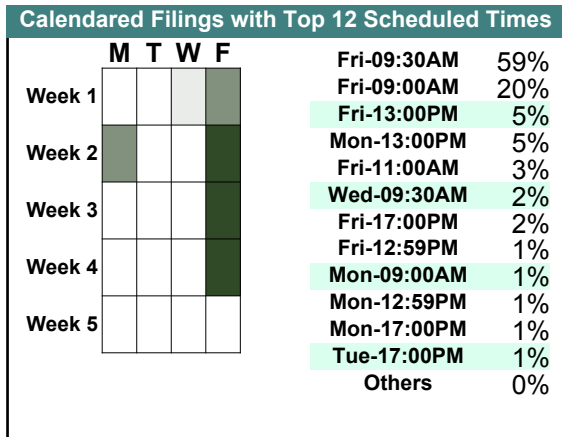
% of Filings by Division



% of Filings by Case Type (Top 10)



		<u>Filings</u>	<u>Hearings</u>	<u>Transactions</u>	<u>Concluded</u>	<u>Cont</u>
<u>Criminal</u>						
Capias	CA	1	4	4	1	3
Civil Violation	CV	2	9	9	4	5
Felony	F	12	44	44	24	20
Misdemeanor	M	46	105	105	46	59
Show Cause	SC	1	5	5	2	3
Criminal Total		62	167	167	77	90
<u>Traffic</u>						
Capias	CA	0	2	2	2	-
Felony	F	0	1	1	0	1
Infraction	I	215	206	294	231	63
Misdemeanor	M	41	88	88	33	55
Restricted O/L	RL	0	1	1	0	1
Show Cause	SC	2	2	2	0	2
Traffic Total		258	300	388	266	122
<u>Civil</u>						
Admin License	AL	4	0	4	4	-
Detinue	DT	2	2	2	0	2
Garnishment	GA	8	4	10	6	4
Impoundment	IM	1	0	1	1	-
Other	OT	1	0	1	1	-
Show Cause	SC	1	0	1	1	-
Unlawful Detainer	UD	2	2	2	1	1
Warrant in Debt	WD	33	28	39	25	14
Zoning Viol	ZO	0	0	1	1	-
Civil Total		52	36	61	40	21
Powhatan Totals		372	503	616	383	233

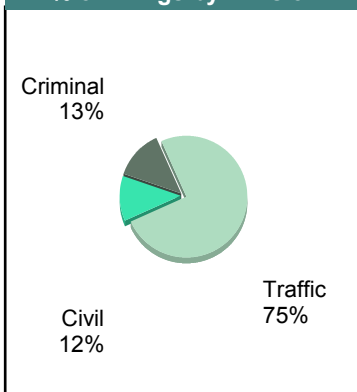


		<u>Filings</u>	<u>Hearings</u>	<u>Transactions</u>	<u>Concluded</u>	<u>Cont</u>
<u>Criminal</u>						
Capias	CA	3	9	9	4	5
Civil Violation	CV	5	9	9	1	8
Felony	F	5	25	25	14	11
Misdemeanor	M	46	122	123	35	88
Show Cause	SC	4	11	11	6	5
Criminal Total		63	176	177	60	117
<u>Traffic</u>						
Capias	CA	1	7	7	4	3
Felony	F	1	1	1	0	1
Infraction	I	320	293	422	328	94
Misdemeanor	M	39	92	92	43	49
Restricted O/L	RL	1	1	1	0	1
Show Cause	SC	0	3	3	3	-
Traffic Total		362	397	526	378	148
<u>Civil</u>						
Admin License	AL	7	0	7	7	-
Bond Forfeiture	BF	0	0	1	1	-
Garnishment	GA	7	1	12	11	1
Impoundment	IM	1	0	1	1	-
Prelim Prot Order	PP	1	0	1	1	-
Show Cause	SC	1	1	2	1	1
Unlawful Detainer	UD	6	5	7	7	-
Warrant in Debt	WD	33	33	47	36	11
Zoning Viol	ZO	1	1	1	0	1
Civil Total		57	41	79	65	14
Powhatan Totals		482	614	782	503	279

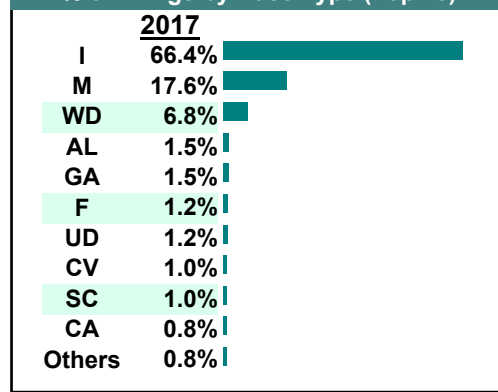
Calendarized Filings with Top 12 Scheduled Times

	M	T	W	R	F		
Week 1						Fri-09:30AM	70%
Week 2						Fri-09:00AM	14%
						Fri-13:00PM	9%
Week 3						Fri-11:00AM	2%
						Fri-17:00PM	2%
Week 4						Fri-12:59PM	1%
						Mon-17:00PM	1%
Week 5						Wed-09:30AM	1%
						Tue-17:00PM	1%
						Thu-17:00PM	0%
						Fri-08:59AM	0%
						Fri-10:30AM	0%
						Others	0%

% of Filings by Division



% of Filings by Case Type (Top 10)

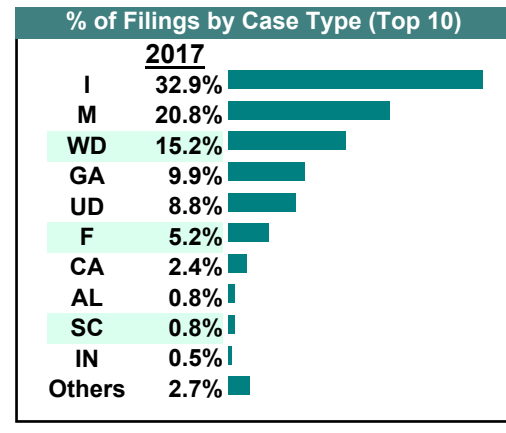
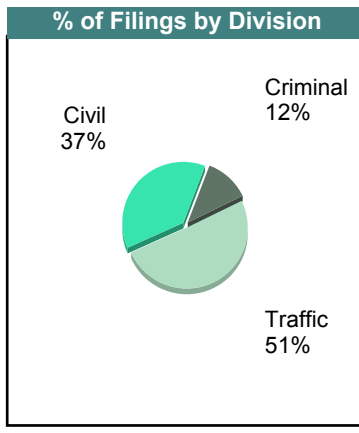
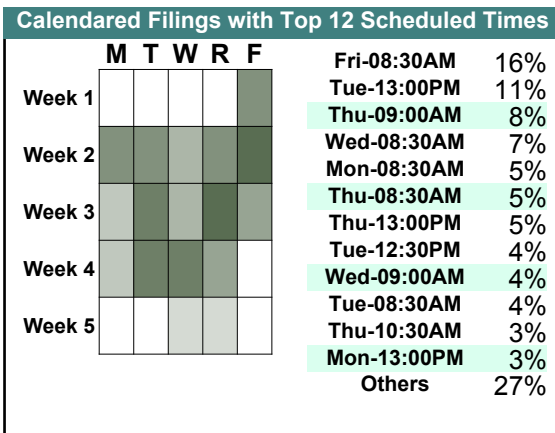


Filings by Court & Division

	Amelia	Dinwiddie	Nottoway	Petersburg	Powhatan	Total	
C	Misdemeanor	240 7%	717 20%	456 13%	1,631 45%	585 16%	3,629
	Felony	87 5%	307 17%	173 9%	1,080 58%	213 11%	1,860
	Capias	19 5%	64 16%	26 7%	247 62%	44 11%	400
	Show Cause	13 4%	37 13%	29 10%	172 59%	40 14%	291
	Civil Violation	14 10%	27 20%	23 17%	42 31%	31 23%	137
	Motion	1 100%	- 0%	- 0%	- 0%	- 0%	1
	Total	374 6%	1,152 18%	707 11%	3,172 50%	913 14%	6,318
T	Infraction	3,166 12%	7,105 27%	3,007 11%	9,715 37%	3,175 12%	26,168
	Misdemeanor	480 6%	4,074 48%	552 7%	2,778 33%	549 7%	8,433
	Capias	37 13%	98 34%	16 6%	125 43%	12 4%	288
	Restricted O/L	- 0%	20 22%	3 3%	59 63%	11 12%	93
	Felony	5 7%	- 0%	8 11%	55 72%	8 11%	76
	Other	1 1%	- 0%	- 0%	74 99%	- 0%	75
	Show Cause	9 13%	13 19%	12 18%	27 40%	6 9%	67
	Civil Violation	- 0%	- 0%	- 0%	- 0%	- 0%	0
	Total	3,698 11%	11,310 32%	3,598 10%	12,833 36%	3,761 11%	35,200
V	Warrant in Debt	200 3%	651 11%	541 9%	4,225 71%	340 6%	5,957
	Unlawful Detainer	37 1%	504 11%	109 2%	3,814 84%	85 2%	4,549
	Garnishment	78 2%	239 7%	168 5%	2,702 81%	145 4%	3,332
	Detinue	2 1%	10 3%	87 29%	193 65%	6 2%	298
	Admin License	29 13%	43 20%	31 14%	19 9%	95 44%	217
	Prelim Prot Order	3 2%	37 27%	8 6%	74 54%	16 12%	138
	Show Cause	- 0%	3 3%	10 10%	85 83%	4 4%	102

	Amelia	Dinwiddie	Nottoway	Petersburg	Powhatan	Total
V Interrogatory	1	3	9	79	-	92
	1%	3%	10%	86%	0%	
Protective Order	3	4	19	37	8	71
	4%	6%	27%	52%	11%	
Impoundment	6	10	9	4	27	56
	11%	18%	16%	7%	48%	
Bond Forfeiture	1	11	4	27	1	44
	2%	25%	9%	61%	2%	
Other	1	-	2	27	13	43
	2%	0%	5%	63%	30%	
Abstract	5	6	-	20	6	37
	14%	16%	0%	54%	16%	
Motion for Judgment	-	-	2	29	-	31
	0%	0%	6%	94%	0%	
Tenants Assertion	-	2	-	9	-	11
	0%	18%	0%	82%	0%	
Interrogatory-Not	-	2	-	-	3	5
	0%	40%	0%	0%	60%	
Petition-Restore Arms	-	3	-	1	1	5
	0%	60%	0%	20%	20%	
Capias	-	-	-	3	-	3
	0%	0%	0%	100%	0%	
Zoning Viol	-	-	-	-	3	3
	0%	0%	0%	0%	100%	
Counter Claim	-	-	-	2	-	2
	0%	0%	0%	100%	0%	
Mechanic's Lien	-	1	-	-	-	1
	0%	100%	0%	0%	0%	
Overweight	1	-	-	-	-	1
	100%	0%	0%	0%	0%	
<hr/>						
Total	367	1,529	999	11,350	753	14,998
	2%	10%	7%	76%	5%	
<hr/>						
Total	4,439	13,991	5,304	27,355	5,427	56,516
	8%	25%	9%	48%	10%	

		Filings	Hearings	Transactions	Concluded	Cont
<u>Criminal</u>						
Capias	CA	80	275	275	123	152
Civil Violation	CV	4	4	4	4	-
Felony	F	349	1,138	1,138	356	782
Misdemeanor	M	387	1,209	1,219	553	665
Motion	MO	5	5	5	5	-
Show Cause	SC	26	56	56	27	29
Criminal Total		851	2,687	2,697	1,068	1,628
<u>Traffic</u>						
Capias	CA	89	254	254	118	136
Civil Violation	CV	11	35	35	15	20
Felony	F	18	71	71	20	51
Infraction	I	2,334	2,392	3,324	2,419	905
Misdemeanor	M	1,091	2,419	2,496	1,204	1,292
Motion	MO	17	17	17	17	-
Restricted O/L	RL	7	7	7	7	-
Show Cause	SC	15	40	40	22	18
Traffic Total		3,582	5,235	6,244	3,822	2,422
<u>Civil</u>						
Abstract	AJ	24	0	24	24	-
Admin License	AL	60	1	60	59	-
Bond Forfeiture	BF	8	4	12	9	3
Capias	CA	1	0	1	1	-
Counter Claim	CC	5	6	6	0	6
Detinue	DT	14	5	16	16	-
Garnishment	GA	699	144	790	646	144
Interrogatory-Not	IC	22	0	22	22	-
Impoundment	IM	8	0	8	8	-
Interrogatory	IN	35	49	67	18	49
Motion for Judgment	MJ	12	14	20	9	11
Other	OT	8	0	8	8	-
Protective Order	PO	19	4	31	27	4
Prelim Prot Order	PP	23	11	30	19	11
Petition-Restore Arms	PR	1	1	1	0	1
Show Cause	SC	17	10	23	15	8
Tenants Assertion	TA	2	3	6	3	3
Third Party Claim	TH	2	2	2	0	2
Unlawful Detainer	UD	621	390	672	626	46
Warrant in Debt	WD	1,078	1,122	1,425	1,093	332
Civil Total		2,659	1,766	3,224	2,603	620
Chesterfield Totals		7,092	9,688	12,165	7,493	4,670



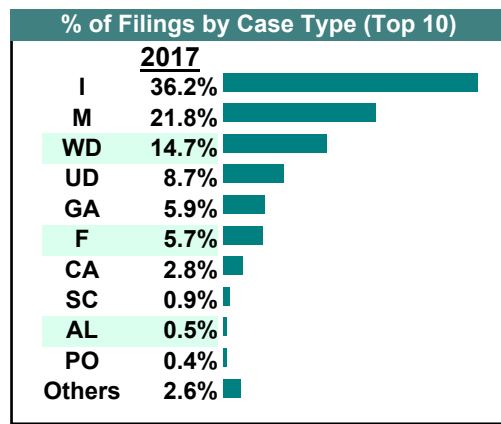
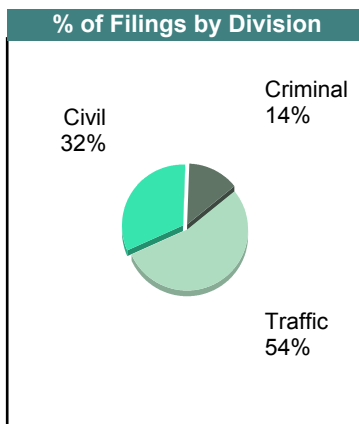
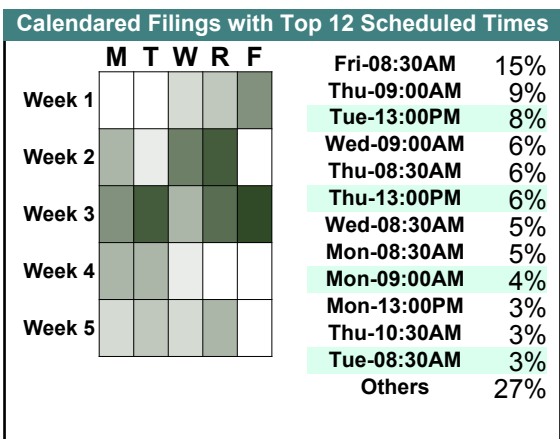
CASELOAD STATISTICS OF THE GENERAL DISTRICT COURTS

November 2017

Chesterfield

District: 12

		Filings	Hearings	Transactions	Concluded	Cont
<u>Criminal</u>						
Capias	CA	101	292	292	127	165
Civil Violation	CV	2	3	3	3	-
Felony	F	399	1,158	1,158	380	778
Misdemeanor	M	474	1,213	1,222	489	733
Motion	MO	16	16	16	16	-
Show Cause	SC	23	51	51	25	26
Criminal Total		1,015	2,733	2,742	1,040	1,702
<u>Traffic</u>						
Capias	CA	107	300	300	152	148
Civil Violation	CV	15	40	40	16	24
Felony	F	26	62	62	7	55
Infraction	I	2,720	2,635	3,693	2,645	1,048
Misdemeanor	M	1,160	2,424	2,525	1,263	1,262
Motion	MO	16	17	17	16	1
Restricted O/L	RL	9	9	9	9	-
Show Cause	SC	17	48	48	20	28
Traffic Total		4,070	5,535	6,694	4,128	2,566
<u>Civil</u>						
Abstract	AJ	20	0	20	20	-
Admin License	AL	39	0	39	39	-
Bond Forfeiture	BF	8	6	12	7	5
Counter Claim	CC	1	0	1	1	-
Detinue	DT	14	16	20	14	6
Garnishment	GA	442	100	586	486	100
Interrogatory-Not	IC	2	0	2	2	-
Impoundment	IM	7	0	7	7	-
Interrogatory	IN	26	30	52	22	30
Motion for Judgment	MJ	9	12	23	14	9
Overweight	OC	2	0	2	2	-
Other	OT	9	0	9	9	-
Protective Order	PO	33	10	41	31	10
Prelim Prot Order	PP	30	13	41	28	13
Show Cause	SC	25	12	33	25	8
Tenants Assertion	TA	2	4	5	1	4
Third Party Claim	TH	4	4	4	0	4
Unlawful Detainer	UD	652	446	733	668	64
Warrant in Debt	WD	1,101	1,088	1,432	1,084	348
Civil Total		2,426	1,741	3,062	2,460	601
Chesterfield Totals		7,511	10,009	12,498	7,628	4,869



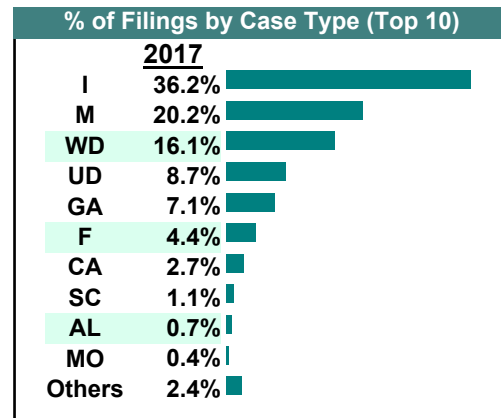
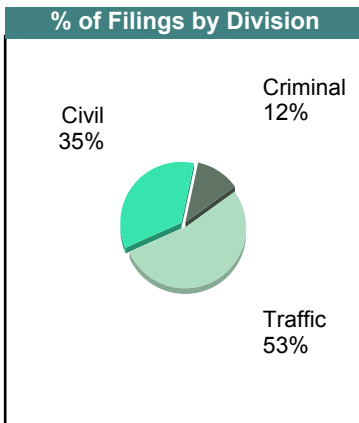
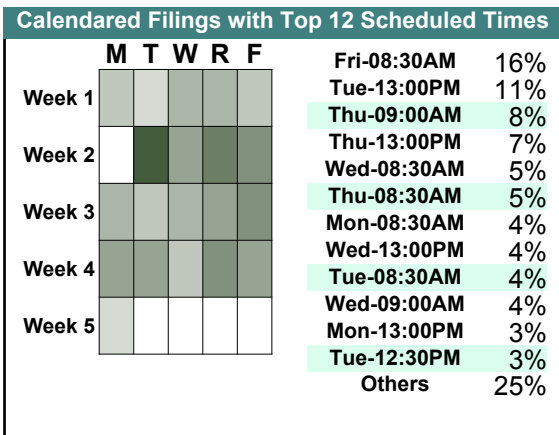
CASELOAD STATISTICS OF THE GENERAL DISTRICT COURTS

October 2017

Chesterfield

District: 12

		Filings	Hearings	Transactions	Concluded	Cont
<u>Criminal</u>						
Capias	CA	122	266	266	93	173
Civil Violation	CV	3	4	4	3	1
Felony	F	346	1,180	1,181	419	762
Misdemeanor	M	443	1,314	1,322	563	759
Motion	MO	10	12	12	12	-
Show Cause	SC	27	57	57	29	28
Criminal Total		951	2,833	2,842	1,119	1,723
<u>Traffic</u>						
Capias	CA	97	261	261	112	149
Civil Violation	CV	12	33	33	14	19
Felony	F	17	53	53	21	32
Infraction	I	2,987	2,845	3,964	2,910	1,054
Misdemeanor	M	1,225	2,491	2,589	1,225	1,364
Motion	MO	24	26	26	26	-
Other	O	0	1	1	1	-
Restricted O/L	RL	21	21	21	21	-
Show Cause	SC	31	42	42	21	21
Traffic Total		4,414	5,773	6,990	4,351	2,639
<u>Civil</u>						
Abstract	AJ	10	0	10	10	-
Admin License	AL	61	1	61	60	-
Bond Forfeiture	BF	9	7	12	7	4
Counter Claim	CC	1	1	2	1	1
Detinue	DT	21	17	25	19	6
Garnishment	GA	589	124	754	630	124
Interrogatory-Not	IC	9	0	9	9	-
Impoundment	IM	6	0	6	6	-
Interrogatory	IN	27	31	65	34	31
Motion for Judgment	MJ	12	18	27	15	12
Overweight	OC	2	0	2	2	-
Other	OT	6	1	7	6	1
Protective Order	PO	23	9	29	20	9
Prelim Prot Order	PP	27	7	37	30	7
Petition-Restore Arms	PR	1	0	1	1	-
Show Cause	SC	33	8	39	34	5
Tenants Assertion	TA	5	1	6	5	1
Unlawful Detainer	UD	720	460	785	717	68
Warrant in Debt	WD	1,332	1,338	1,727	1,288	439
Civil Total		2,894	2,023	3,604	2,894	708
Chesterfield Totals		8,259	10,629	13,436	8,364	5,070



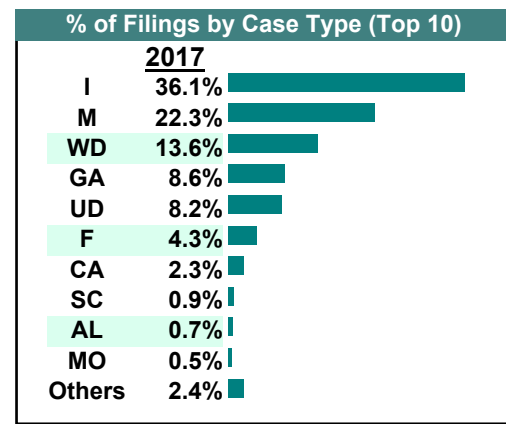
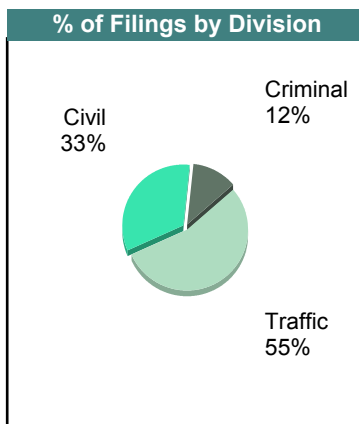
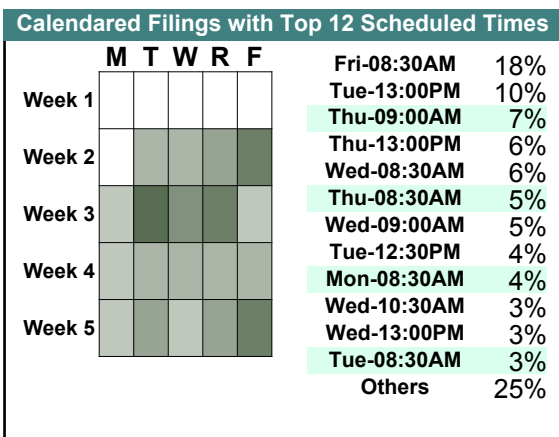
CASELOAD STATISTICS OF THE GENERAL DISTRICT COURTS

September 2017

Chesterfield

District: 12

		<u>Filings</u>	<u>Hearings</u>	<u>Transactions</u>	<u>Concluded</u>	<u>Cont</u>
<u>Criminal</u>						
Capias	CA	89	245	245	108	137
Civil Violation	CV	7	8	8	8	-
Felony	F	335	1,200	1,200	449	751
Misdemeanor	M	493	1,365	1,375	582	793
Motion	MO	10	10	10	8	2
Show Cause	SC	28	58	58	30	28
Criminal Total		962	2,886	2,896	1,185	1,711
<u>Traffic</u>						
Capias	CA	99	258	258	113	145
Civil Violation	CV	14	40	40	19	21
Felony	F	12	63	63	27	36
Infraction	I	2,896	2,696	3,780	2,807	973
Misdemeanor	M	1,293	2,548	2,615	1,218	1,397
Motion	MO	29	30	30	27	3
Restricted O/L	RL	17	17	17	17	-
Show Cause	SC	20	38	38	21	17
Traffic Total		4,380	5,690	6,841	4,249	2,592
<u>Civil</u>						
Abstract	AJ	5	0	5	5	-
Admin License	AL	59	0	59	59	-
Bond Forfeiture	BF	6	9	11	5	6
Counter Claim	CC	2	0	2	2	-
Custody Relief	CR	1	0	1	1	-
Detinue	DT	15	15	21	15	6
Garnishment	GA	693	199	870	671	199
Interrogatory-Not	IC	6	0	6	6	-
Impoundment	IM	12	0	12	12	-
Interrogatory	IN	18	25	51	26	25
Motion for Judgment	MJ	8	13	17	7	10
Other	OT	15	2	16	15	-
Protective Order	PO	31	9	42	33	9
Prelim Prot Order	PP	32	8	41	33	8
Petition-Restore Arms	PR	1	0	1	1	-
Show Cause	SC	21	10	37	30	7
Tenants Assertion	TA	1	1	4	3	1
Unlawful Detainer	UD	660	435	721	648	73
Warrant in Debt	WD	1,087	1,052	1,401	1,080	321
Civil Total		2,673	1,778	3,318	2,652	665
Chesterfield Totals		8,015	10,354	13,055	8,086	4,968



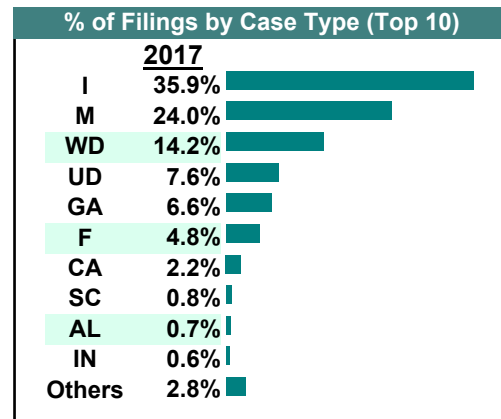
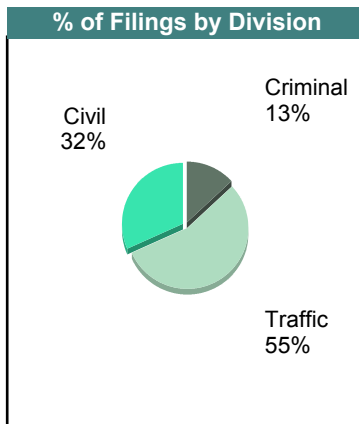
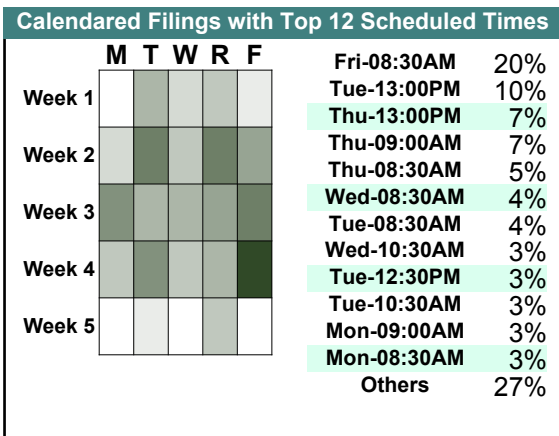
CASELOAD STATISTICS OF THE GENERAL DISTRICT COURTS

August 2017

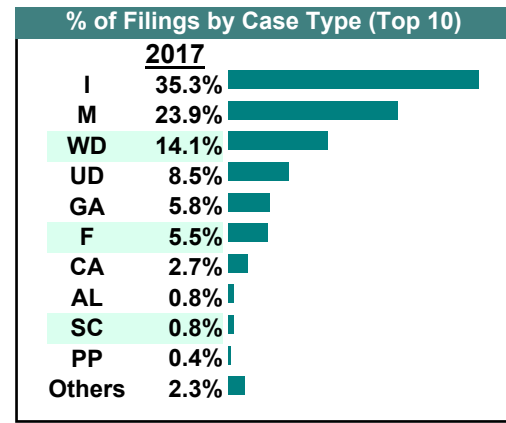
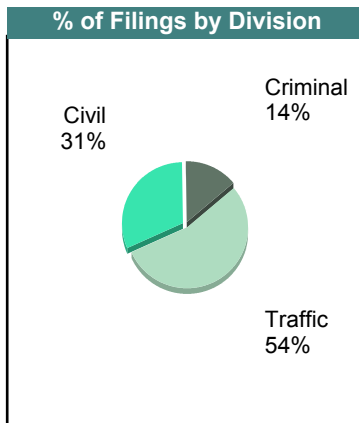
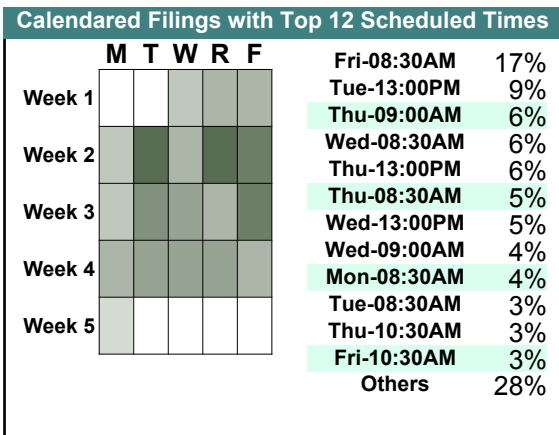
Chesterfield

District: 12

		<u>Filings</u>	<u>Hearings</u>	<u>Transactions</u>	<u>Concluded</u>	<u>Cont</u>
<u>Criminal</u>						
Capias	CA	90	271	271	119	152
Civil Violation	CV	2	4	4	3	1
Felony	F	385	1,346	1,346	461	885
Misdemeanor	M	589	1,429	1,440	576	860
Motion	MO	10	11	11	11	-
Show Cause	SC	31	57	57	32	25
Criminal Total		1,107	3,118	3,129	1,202	1,923
<u>Traffic</u>						
Capias	CA	93	277	277	123	154
Civil Violation	CV	20	39	39	17	22
Felony	F	21	66	66	21	45
Infraction	I	3,021	2,727	3,870	2,838	1,030
Misdemeanor	M	1,435	2,660	2,719	1,265	1,449
Motion	MO	28	31	31	30	1
Other	O	1	1	1	0	1
Restricted O/L	RL	13	14	14	14	-
Show Cause	SC	15	32	32	17	15
Traffic Total		4,647	5,847	7,049	4,325	2,717
<u>Civil</u>						
Abstract	AJ	6	0	6	6	-
Admin License	AL	58	1	58	57	-
Bond Forfeiture	BF	8	6	11	5	5
Counter Claim	CC	4	2	6	5	1
Detinue	DT	37	36	53	42	11
Garnishment	GA	553	152	674	522	152
Interrogatory-Not	IC	10	0	12	12	-
Impoundment	IM	15	0	15	15	-
Interrogatory	IN	47	46	83	37	46
Motion for Judgment	MJ	5	10	18	11	7
Other	OT	9	2	9	7	1
Protective Order	PO	29	9	34	25	9
Prelim Prot Order	PP	32	15	41	26	15
Show Cause	SC	19	12	30	18	12
Tenants Assertion	TA	4	6	6	0	5
Unlawful Detainer	UD	636	446	736	642	94
Warrant in Debt	WD	1,193	1,299	1,660	1,243	417
Civil Total		2,665	2,042	3,452	2,673	775
Chesterfield Totals		8,419	11,007	13,630	8,200	5,415



		Filings	Hearings	Transactions	Concluded	Cont
<u>Criminal</u>						
Capias	CA	88	256	256	99	157
Civil Violation	CV	0	3	3	3	-
Felony	F	399	1,177	1,177	332	845
Misdemeanor	M	555	1,267	1,285	479	806
Motion	MO	5	5	5	4	1
Show Cause	SC	31	61	61	32	29
Criminal Total		1,078	2,769	2,787	949	1,838
<u>Traffic</u>						
Capias	CA	114	293	293	114	179
Civil Violation	CV	17	34	34	12	22
Felony	F	21	83	83	29	54
Infraction	I	2,677	2,542	3,461	2,558	903
Misdemeanor	M	1,260	2,341	2,377	1,128	1,249
Motion	MO	11	14	14	10	4
Restricted O/L	RL	22	22	22	21	1
Show Cause	SC	12	25	25	13	12
Traffic Total		4,134	5,354	6,309	3,885	2,424
<u>Civil</u>						
Abstract	AJ	12	0	12	12	-
Admin License	AL	60	0	60	60	-
Bond Forfeiture	BF	3	3	4	1	3
Capias	CA	1	1	2	1	1
Counter Claim	CC	1	1	2	1	1
Detinue	DT	22	19	25	17	8
Garnishment	GA	440	132	578	446	132
Interrogatory-Not	IC	17	2	17	15	2
Impoundment	IM	8	0	8	8	-
Interrogatory	IN	22	22	46	24	22
Motion for Judgment	MJ	14	18	24	9	15
Other	OT	6	0	7	7	-
Protective Order	PO	13	6	18	12	6
Prelim Prot Order	PP	28	7	34	27	7
Petition-Restore Arms	PR	1	0	1	1	-
Restricted O/L	RL	1	0	1	1	-
Show Cause	SC	17	14	29	19	10
Tenants Assertion	TA	1	0	1	1	-
Unlawful Detainer	UD	643	431	702	631	71
Warrant in Debt	WD	1,070	1,101	1,423	1,053	370
Civil Total		2,380	1,757	2,994	2,346	648
Chesterfield Totals		7,592	9,880	12,090	7,180	4,910



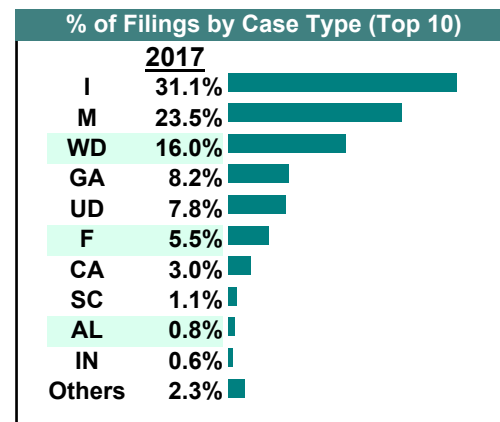
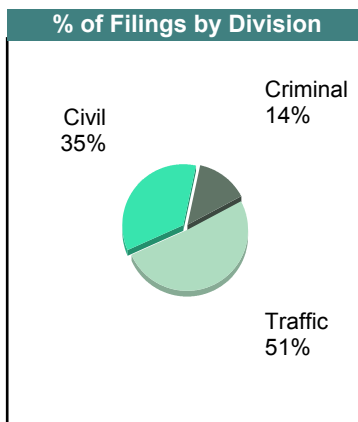
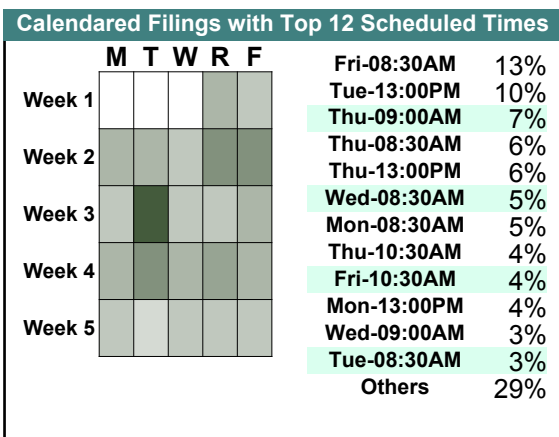
CASELOAD STATISTICS OF THE GENERAL DISTRICT COURTS

June 2017

Chesterfield

District: 12

		Filings	Hearings	Transactions	Concluded	Cont
<u>Criminal</u>						
Capias	CA	118	336	336	144	192
Civil Violation	CV	6	6	6	3	3
Felony	F	408	1,427	1,427	424	1,003
Misdemeanor	M	513	1,438	1,441	555	886
Motion	MO	7	7	7	7	-
Show Cause	SC	38	66	66	33	33
Criminal Total		1,090	3,280	3,283	1,166	2,117
<u>Traffic</u>						
Capias	CA	122	326	326	142	184
Civil Violation	CV	18	49	49	24	25
Felony	F	22	70	70	20	50
Infraction	I	2,447	2,425	3,337	2,439	898
Misdemeanor	M	1,340	2,772	2,819	1,398	1,421
Motion	MO	32	32	32	31	1
Restricted O/L	RL	28	28	28	28	-
Show Cause	SC	15	31	31	17	14
Traffic Total		4,024	5,733	6,692	4,099	2,593
<u>Civil</u>						
Abstract	AJ	12	0	12	12	-
Admin License	AL	64	0	64	64	-
Bond Forfeiture	BF	4	5	10	6	4
Capias	CA	0	0	1	1	-
Counter Claim	CC	2	4	5	3	2
Detinue	DT	14	8	15	13	2
Garnishment	GA	646	134	759	625	134
Interrogatory-Not	IC	4	0	4	4	-
Impoundment	IM	7	0	7	7	-
Interrogatory	IN	44	40	71	31	40
Motion for Judgment	MJ	12	20	28	15	13
Overweight	OC	1	0	1	1	-
Other	OT	1	0	1	1	-
Protective Order	PO	13	2	18	16	2
Prelim Prot Order	PP	14	1	16	15	1
Show Cause	SC	37	23	48	34	14
Tenants Assertion	TA	3	0	3	3	-
Unlawful Detainer	UD	617	470	701	628	73
Warrant in Debt	WD	1,261	1,275	1,636	1,230	406
Civil Total		2,756	1,982	3,400	2,709	691
Chesterfield Totals		7,870	10,995	13,375	7,974	5,401



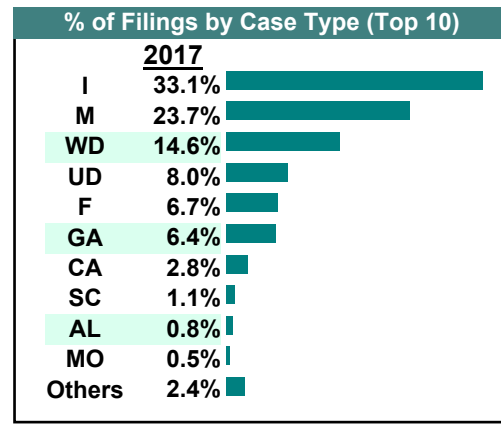
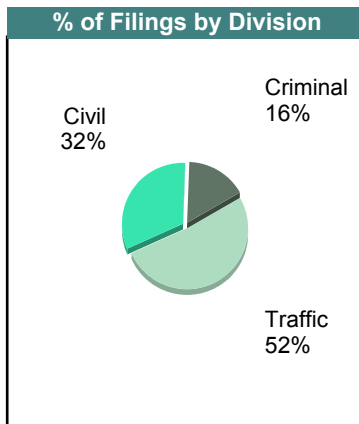
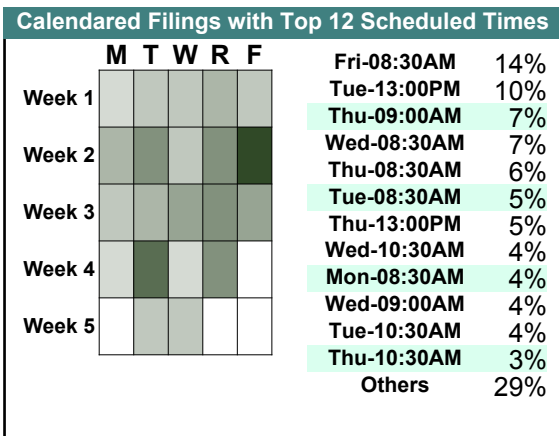
CASELOAD STATISTICS OF THE GENERAL DISTRICT COURTS

May 2017

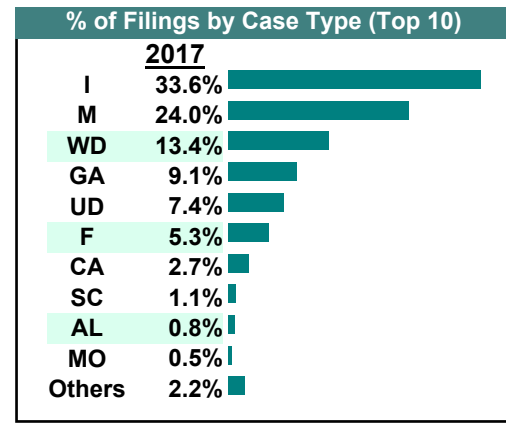
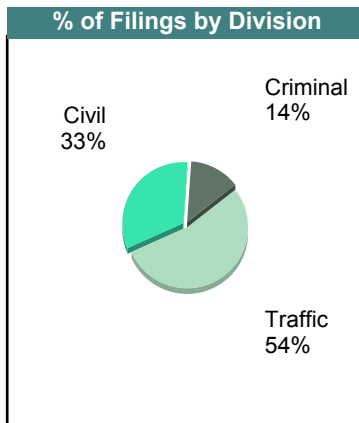
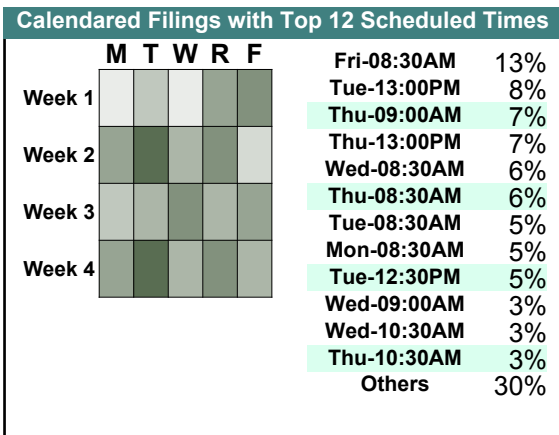
Chesterfield

District: 12

		<u>Filings</u>	<u>Hearings</u>	<u>Transactions</u>	<u>Concluded</u>	<u>Cont</u>
<u>Criminal</u>						
Capias	CA	109	298	298	105	193
Civil Violation	CV	1	3	3	3	-
Felony	F	446	1,294	1,294	304	990
Misdemeanor	M	553	1,347	1,352	481	871
Motion	MO	14	14	14	14	-
Show Cause	SC	32	63	63	32	31
Criminal Total		1,155	3,019	3,024	939	2,085
<u>Traffic</u>						
Capias	CA	86	250	250	95	155
Civil Violation	CV	6	28	28	7	21
Felony	F	26	78	78	28	50
Infraction	I	2,348	2,193	3,062	2,316	746
Misdemeanor	M	1,127	2,190	2,234	1,093	1,140
Motion	MO	19	19	19	19	-
Restricted O/L	RL	22	23	23	22	1
Show Cause	SC	26	39	39	27	12
Traffic Total		3,660	4,820	5,733	3,607	2,125
<u>Civil</u>						
Abstract	AJ	11	0	11	11	-
Admin License	AL	55	0	55	55	-
Bond Forfeiture	BF	6	3	8	5	3
Counter Claim	CC	0	1	2	1	1
Detinue	DT	16	11	23	20	3
Garnishment	GA	457	110	603	493	110
Interrogatory-Not	IC	18	0	18	18	-
Impoundment	IM	14	0	14	14	-
Interrogatory	IN	26	25	56	31	25
Motion for Judgment	MJ	8	21	32	17	15
Other	OT	9	0	9	9	-
Protective Order	PO	17	5	25	20	5
Prelim Prot Order	PP	18	6	23	17	6
Petition-Restore Arms	PR	0	0	1	1	-
Show Cause	SC	20	13	33	21	12
Tenants Assertion	TA	1	0	2	2	-
Unlawful Detainer	UD	564	383	638	571	67
Warrant in Debt	WD	1,035	1,033	1,372	1,006	366
Civil Total		2,275	1,611	2,925	2,312	613
Chesterfield Totals		7,090	9,450	11,682	6,858	4,823



		Filings	Hearings	Transactions	Concluded	Cont
<u>Criminal</u>						
Capias	CA	92	244	244	93	151
Civil Violation	CV	4	4	4	4	-
Felony	F	346	1,157	1,157	357	800
Misdemeanor	M	460	1,242	1,247	467	780
Motion	MO	10	10	10	10	-
Show Cause	SC	19	30	30	16	14
Criminal Total		931	2,687	2,692	947	1,745
<u>Traffic</u>						
Capias	CA	93	270	270	99	171
Civil Violation	CV	21	45	45	19	26
Felony	F	22	76	76	20	56
Infraction	I	2,315	2,297	3,130	2,289	841
Misdemeanor	M	1,192	2,405	2,459	1,158	1,301
Motion	MO	24	25	25	24	1
Other	O	0	1	1	1	-
Restricted O/L	RL	22	22	22	22	-
Show Cause	SC	19	32	32	19	13
Traffic Total		3,708	5,173	6,060	3,651	2,409
<u>Civil</u>						
Abstract	AJ	13	0	13	13	-
Admin License	AL	56	0	56	56	-
Bond Forfeiture	BF	4	10	14	8	6
Capias	CA	1	1	1	0	1
Counter Claim	CC	3	1	4	3	1
Detinue	DT	9	7	11	6	5
Garnishment	GA	625	151	731	580	151
Interrogatory-Not	IC	6	0	6	6	-
Impoundment	IM	10	0	10	10	-
Interrogatory	IN	15	25	45	20	25
Motion for Judgment	MJ	4	21	32	18	14
Other	OT	3	0	3	3	-
Protective Order	PO	18	10	24	14	10
Prelim Prot Order	PP	19	5	29	24	5
Petition-Restore Arms	PR	1	1	5	4	1
Show Cause	SC	35	20	44	27	17
Tenants Assertion	TA	1	1	2	1	1
Unlawful Detainer	UD	508	336	561	498	63
Warrant in Debt	WD	923	955	1,273	940	333
Civil Total		2,254	1,544	2,864	2,231	633
Chesterfield Totals		6,893	9,404	11,616	6,829	4,787



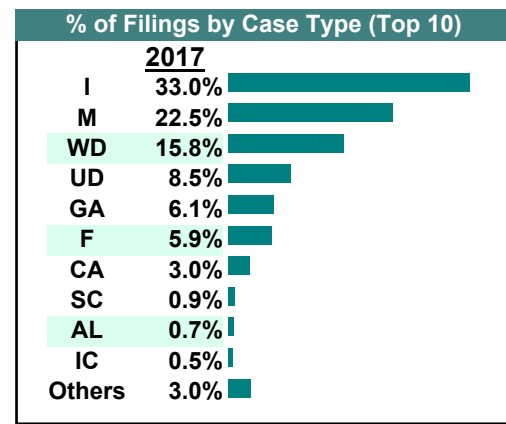
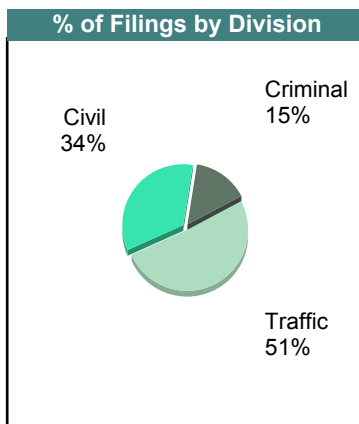
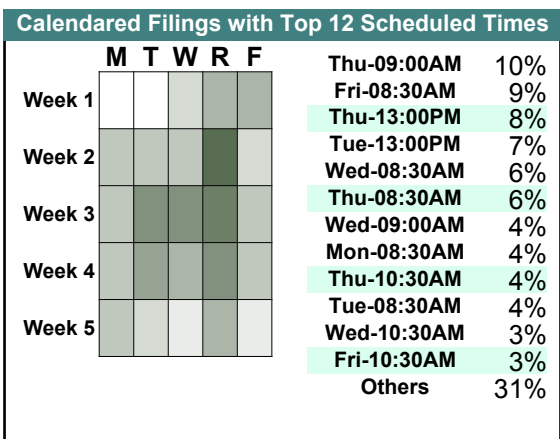
CASELOAD STATISTICS OF THE GENERAL DISTRICT COURTS

March 2017

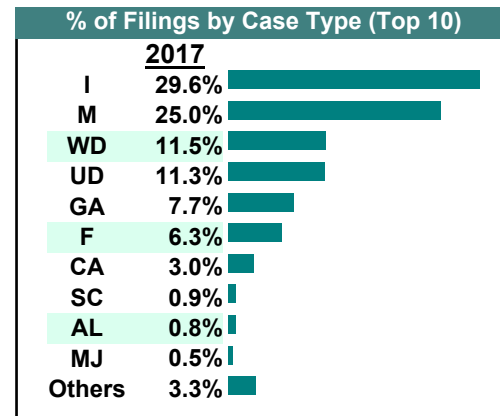
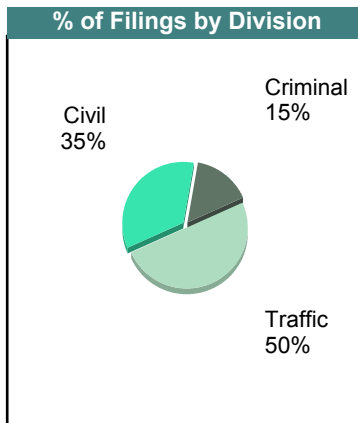
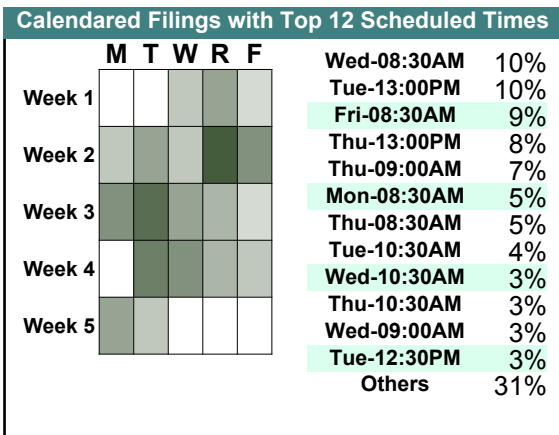
Chesterfield

District: 12

		Filings	Hearings	Transactions	Concluded	Cont
<u>Criminal</u>						
Capias	CA	117	347	347	134	213
Civil Violation	CV	3	3	3	1	2
Felony	F	442	1,312	1,312	451	861
Misdemeanor	M	544	1,396	1,405	556	849
Motion	MO	12	12	12	12	-
Show Cause	SC	23	52	52	23	29
Criminal Total		1,141	3,122	3,131	1,177	1,954
<u>Traffic</u>						
Capias	CA	115	320	320	136	184
Civil Violation	CV	14	39	39	13	26
Felony	F	19	61	61	15	46
Infraction	I	2,580	2,390	3,353	2,554	799
Misdemeanor	M	1,214	2,400	2,431	1,206	1,224
Motion	MO	29	29	29	29	-
Other	O	1	1	1	0	1
Restricted O/L	RL	26	26	26	26	-
Show Cause	SC	11	33	33	17	16
Traffic Total		4,009	5,299	6,293	3,996	2,296
<u>Civil</u>						
Abstract	AJ	13	0	13	13	-
Admin License	AL	57	0	57	57	-
Bond Forfeiture	BF	9	2	11	9	2
Counter Claim	CC	5	3	5	2	3
Detinue	DT	11	12	18	13	5
Garnishment	GA	480	106	608	502	106
Interrogatory-Not	IC	43	0	43	43	-
Impoundment	IM	10	0	10	10	-
Interrogatory	IN	19	36	56	20	36
Motion for Judgment	MJ	22	26	30	8	22
Other	OT	11	0	11	11	-
Protective Order	PO	18	9	27	18	9
Prelim Prot Order	PP	27	9	36	27	9
Petition-Restore Arms	PR	3	3	3	0	3
Show Cause	SC	38	18	47	38	9
Tenants Assertion	TA	3	1	3	2	1
Unlawful Detainer	UD	665	341	729	671	58
Warrant in Debt	WD	1,239	1,141	1,568	1,230	338
Civil Total		2,673	1,707	3,275	2,674	601
Chesterfield Totals		7,823	10,128	12,699	7,847	4,851



		Filings	Hearings	Transactions	Concluded	Cont
<u>Criminal</u>						
Capias	CA	98	284	284	112	172
Civil Violation	CV	1	1	1	1	-
Felony	F	391	1,269	1,269	377	892
Misdemeanor	M	480	1,289	1,295	456	839
Motion	MO	5	5	5	5	-
Show Cause	SC	26	51	51	34	17
Criminal Total		1,001	2,899	2,905	985	1,920
<u>Traffic</u>						
Capias	CA	99	265	265	107	158
Civil Violation	CV	17	48	48	21	27
Felony	F	20	76	76	21	55
Infraction	I	1,924	1,949	2,702	1,967	735
Misdemeanor	M	1,145	2,344	2,369	1,114	1,255
Motion	MO	19	19	19	19	-
Restricted O/L	RL	13	13	13	13	-
Show Cause	SC	16	33	33	19	14
Traffic Total		3,253	4,747	5,525	3,281	2,244
<u>Civil</u>						
Abstract	AJ	15	0	15	15	-
Admin License	AL	54	0	54	54	-
Bond Forfeiture	BF	5	1	7	6	1
Capias	CA	1	0	1	1	-
Counter Claim	CC	1	1	3	2	1
Custody Relief	CR	0	0	1	1	-
Detinue	DT	25	18	32	24	8
Garnishment	GA	502	124	627	503	124
Interrogatory-Not	IC	6	0	6	6	-
Impoundment	IM	15	0	15	15	-
Interrogatory	IN	33	37	56	19	37
Motion for Judgment	MJ	34	33	49	30	19
Overweight	OC	2	0	2	2	-
Other	OT	12	0	12	12	-
Protective Order	PO	22	9	28	19	9
Prelim Prot Order	PP	20	11	28	17	11
Petition-Restore Arms	PR	1	1	1	0	1
Show Cause	SC	17	10	23	13	10
Unlawful Detainer	UD	733	465	784	728	56
Warrant in Debt	WD	747	794	1,027	730	297
Civil Total		2,245	1,504	2,771	2,197	574
Chesterfield Totals		6,499	9,150	11,201	6,463	4,738



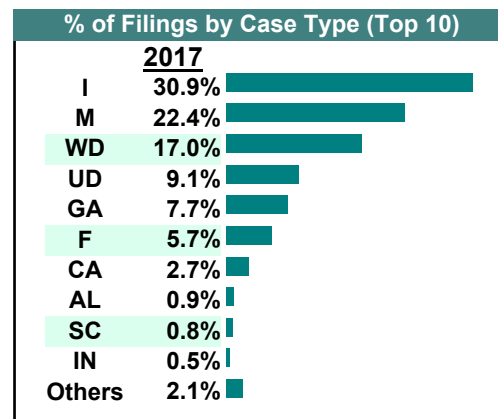
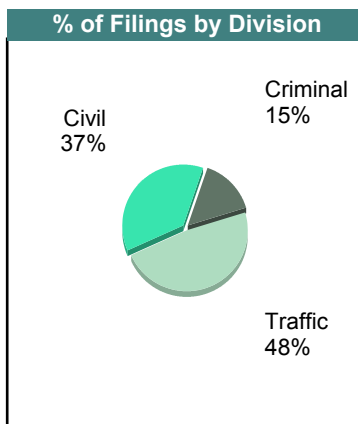
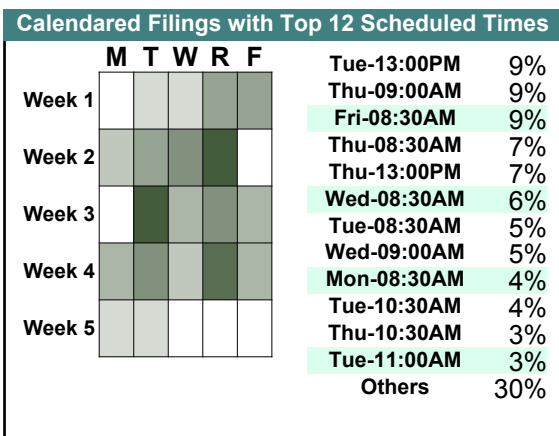
CASELOAD STATISTICS OF THE GENERAL DISTRICT COURTS

January 2017

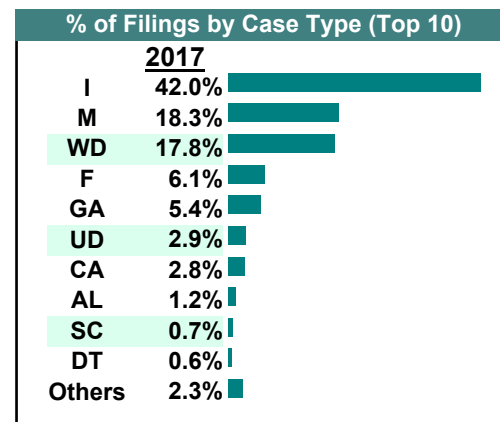
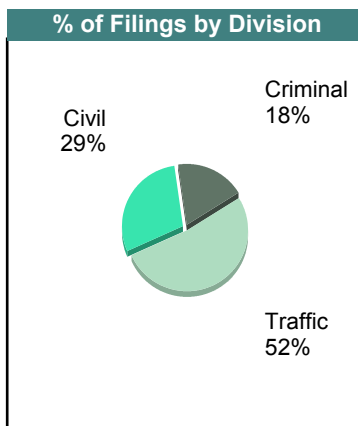
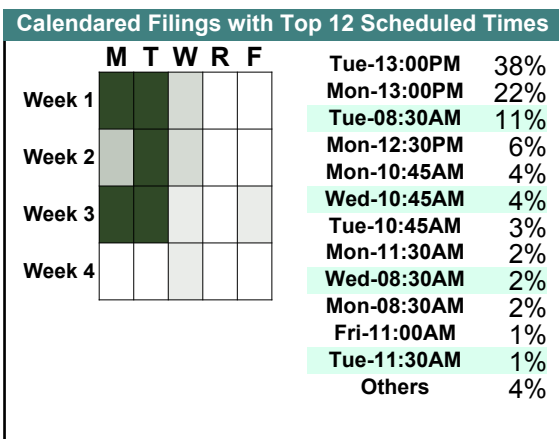
Chesterfield

District: 12

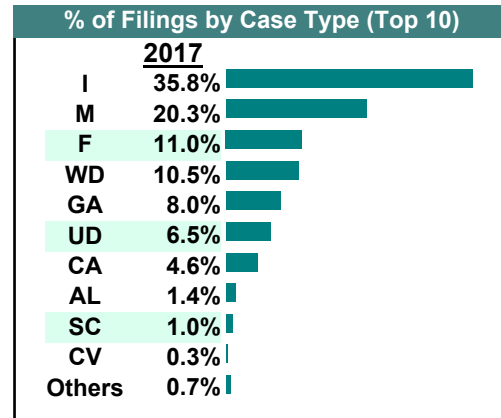
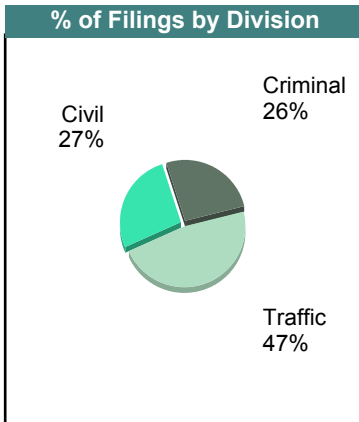
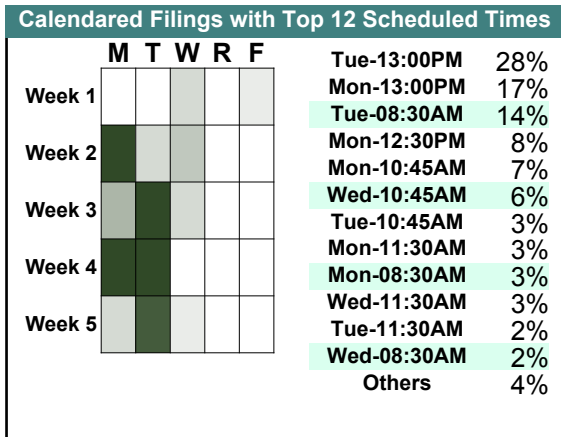
		Filings	Hearings	Transactions	Concluded	Cont
<u>Criminal</u>						
Capias	CA	110	290	290	95	195
Civil Violation	CV	2	2	2	2	-
Felony	F	391	1,214	1,216	344	872
Misdemeanor	M	571	1,318	1,325	460	865
Motion	MO	2	2	2	2	-
Show Cause	SC	19	49	49	22	27
Criminal Total		1,095	2,875	2,884	925	1,959
<u>Traffic</u>						
Capias	CA	89	247	247	86	161
Civil Violation	CV	16	34	34	10	24
Felony	F	28	76	76	21	55
Infraction	I	2,256	2,190	2,994	2,153	841
Misdemeanor	M	1,065	2,193	2,232	1,037	1,195
Motion	MO	19	22	22	20	2
Restricted O/L	RL	7	7	7	7	-
Show Cause	SC	17	39	39	19	20
Traffic Total		3,497	4,808	5,651	3,353	2,298
<u>Civil</u>						
Abstract	AJ	16	0	16	16	-
Admin License	AL	64	0	64	64	-
Bond Forfeiture	BF	7	5	9	4	5
Capias	CA	1	0	1	1	-
Counter Claim	CC	2	3	5	2	3
Custody Relief	CR	0	1	1	0	1
Detinue	DT	11	5	13	11	2
Garnishment	GA	561	175	724	549	175
Interrogatory-Not	IC	2	0	2	2	-
Impoundment	IM	14	0	14	14	-
Interrogatory	IN	35	34	66	32	34
Motion for Judgment	MJ	16	19	28	13	15
Other	OT	7	0	8	8	-
Protective Order	PO	12	4	23	19	4
Prelim Prot Order	PP	22	5	25	20	5
Show Cause	SC	25	7	28	23	5
Unlawful Detainer	UD	663	485	788	666	122
Warrant in Debt	WD	1,241	1,271	1,602	1,201	401
Civil Total		2,699	2,014	3,417	2,645	772
Chesterfield Totals		7,291	9,697	11,952	6,923	5,029



		<u>Filings</u>	<u>Hearings</u>	<u>Transactions</u>	<u>Concluded</u>	<u>Cont</u>
<u>Criminal</u>						
Capias	CA	23	71	71	25	46
Civil Violation	CV	5	9	9	3	6
Felony	F	59	238	238	80	157
Misdemeanor	M	95	307	308	104	201
Motion	MO	2	2	2	2	-
Show Cause	SC	6	15	15	2	13
Criminal Total		190	642	643	216	423
<u>Traffic</u>						
Capias	CA	6	17	17	7	10
Felony	F	4	10	10	3	7
Infraction	I	435	455	617	455	160
Misdemeanor	M	95	235	239	98	141
Motion	MO	0	1	1	1	-
Other	O	0	1	1	1	-
Restricted O/L	RL	1	1	1	1	-
Show Cause	SC	0	2	2	0	2
Traffic Total		541	722	888	566	320
<u>Civil</u>						
Abstract	AJ	2	0	2	2	-
Admin License	AL	12	5	12	7	-
Detinue	DT	6	6	6	2	4
Garnishment	GA	56	27	85	58	27
Impoundment	IM	5	0	5	5	-
Interrogatory	IN	3	1	3	2	1
Other	OT	2	1	2	1	-
Protective Order	PO	2	2	2	0	2
Prelim Prot Order	PP	2	3	4	1	3
Show Cause	SC	1	1	1	0	1
Unlawful Detainer	UD	30	36	49	36	13
Warrant in Debt	WD	184	139	217	163	54
Civil Total		305	221	388	277	105
Colonial Heights Totals		1,036	1,585	1,919	1,059	848

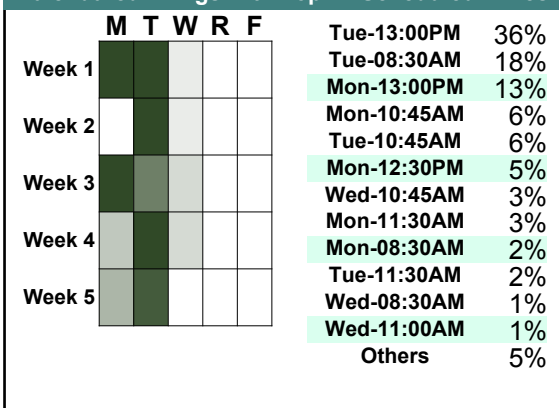


		<u>Filings</u>	<u>Hearings</u>	<u>Transactions</u>	<u>Concluded</u>	<u>Cont</u>
<u>Criminal</u>						
Capias	CA	29	81	81	36	45
Civil Violation	CV	3	5	5	1	4
Felony	F	115	325	325	110	211
Misdemeanor	M	116	322	323	113	209
Motion	MO	2	2	2	2	-
Show Cause	SC	9	16	16	5	11
Criminal Total		274	751	752	267	480
<u>Traffic</u>						
Capias	CA	19	60	60	24	36
Felony	F	1	5	5	3	2
Infraction	I	377	413	581	428	151
Misdemeanor	M	98	245	246	102	144
Motion	MO	1	1	1	0	1
Show Cause	SC	1	8	8	2	6
Traffic Total		497	732	901	559	340
<u>Civil</u>						
Admin License	AL	15	3	15	12	-
Garnishment	GA	84	25	93	68	25
Impoundment	IM	1	0	1	1	-
Other	OT	2	1	2	1	-
Protective Order	PO	1	0	4	4	-
Show Cause	SC	0	0	1	1	-
Unlawful Detainer	UD	68	50	82	67	14
Warrant in Debt	WD	110	119	160	113	46
Civil Total		281	198	358	267	85
Colonial Heights Totals		1,052	1,681	2,011	1,093	905

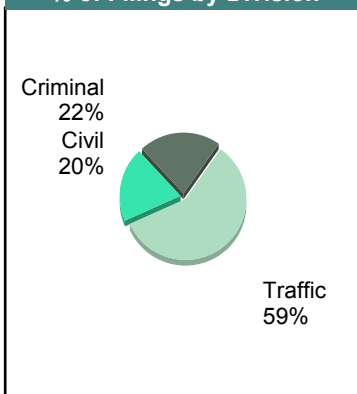


		<u>Filings</u>	<u>Hearings</u>	<u>Transactions</u>	<u>Concluded</u>	<u>Cont</u>
<u>Criminal</u>						
Capias	CA	27	75	75	33	42
Civil Violation	CV	4	7	7	3	4
Felony	F	90	288	288	79	209
Misdemeanor	M	166	360	363	122	241
Motion	MO	2	2	2	2	-
Show Cause	SC	7	8	8	4	4
Criminal Total		296	740	743	243	500
<u>Traffic</u>						
Capias	CA	13	38	38	16	22
Civil Violation	CV	1	2	2	2	-
Felony	F	1	4	4	0	4
Infraction	I	647	587	802	588	213
Misdemeanor	M	142	258	266	117	149
Motion	MO	1	1	1	0	-
Restricted O/L	RL	1	1	1	1	-
Show Cause	SC	1	3	3	1	2
Traffic Total		807	894	1,117	725	390
<u>Civil</u>						
Admin License	AL	14	12	14	2	-
Garnishment	GA	65	13	77	64	13
Impoundment	IM	2	0	2	2	-
Interrogatory	IN	1	0	1	1	-
Other	OT	1	0	1	1	-
Protective Order	PO	5	5	7	2	3
Prelim Prot Order	PP	5	0	7	7	-
Unlawful Detainer	UD	53	51	69	48	21
Warrant in Debt	WD	126	103	154	131	23
Civil Total		272	184	332	258	60
Colonial Heights Totals		1,375	1,818	2,192	1,226	950

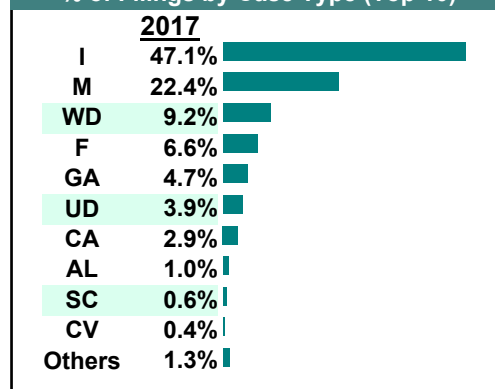
Calendared Filings with Top 12 Scheduled Times



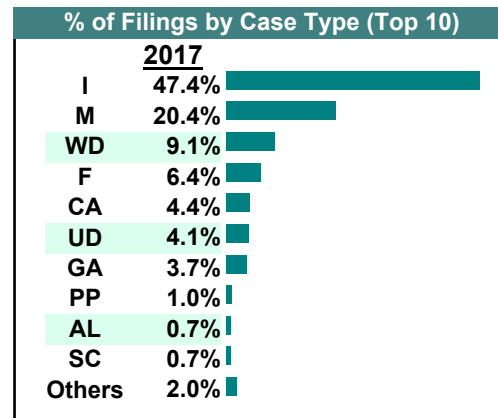
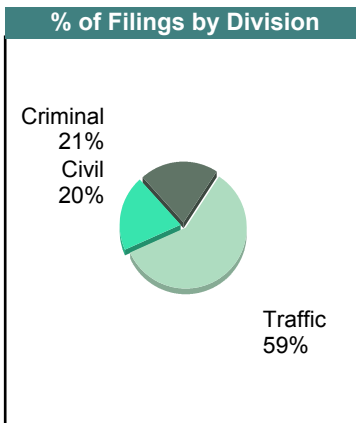
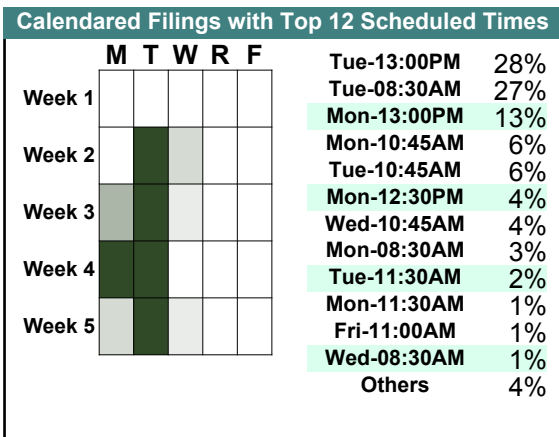
% of Filings by Division



% of Filings by Case Type (Top 10)



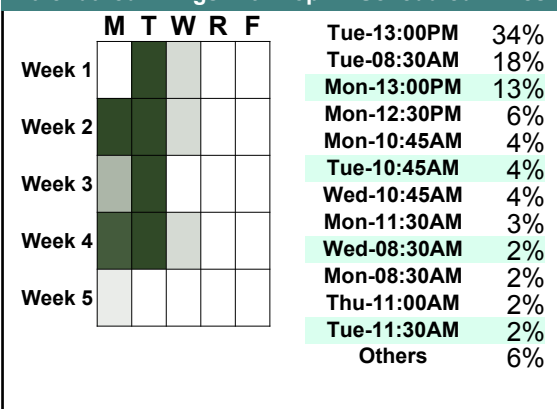
		<u>Filings</u>	<u>Hearings</u>	<u>Transactions</u>	<u>Concluded</u>	<u>Cont</u>
<u>Criminal</u>						
Capias	CA	41	107	107	46	61
Civil Violation	CV	3	5	5	0	5
Felony	F	77	353	354	124	230
Misdemeanor	M	125	406	406	137	269
Motion	MO	3	3	3	2	-
Show Cause	SC	5	16	16	10	6
Criminal Total		254	890	891	319	571
<u>Traffic</u>						
Capias	CA	13	50	50	15	35
Felony	F	1	12	12	0	12
Infraction	I	582	571	785	569	216
Misdemeanor	M	126	285	288	119	169
Restricted O/L	RL	3	3	3	3	-
Show Cause	SC	3	11	11	5	6
Traffic Total		728	932	1,149	711	438
<u>Civil</u>						
Abstract	AJ	2	0	2	2	-
Admin License	AL	9	5	9	4	-
Detinue	DT	0	0	2	2	-
Garnishment	GA	46	17	58	41	17
Impoundment	IM	8	4	8	4	-
Other	OT	1	0	1	1	-
Protective Order	PO	5	3	5	3	2
Prelim Prot Order	PP	12	6	14	9	4
Show Cause	SC	1	0	1	1	-
Unlawful Detainer	UD	50	43	68	58	10
Warrant in Debt	WD	112	110	143	96	47
Civil Total		246	188	311	221	80
Colonial Heights Totals		1,228	2,010	2,351	1,251	1,089



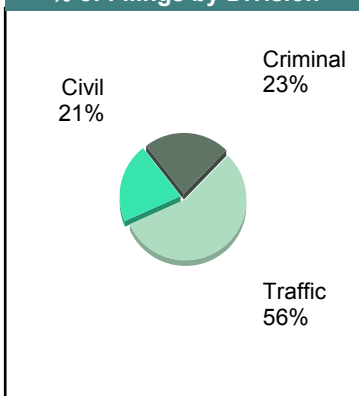
August 2017

		<u>Filings</u>	<u>Hearings</u>	<u>Transactions</u>	<u>Concluded</u>	<u>Cont</u>
<u>Criminal</u>						
Capias	CA	26	67	67	32	35
Civil Violation	CV	2	7	7	5	2
Felony	F	70	261	261	98	161
Misdemeanor	M	123	331	337	130	205
Motion	MO	2	2	2	2	-
Restricted O/L	RL	1	1	1	0	-
Show Cause	SC	6	20	20	15	5
Criminal Total		230	689	695	282	408
<u>Traffic</u>						
Capias	CA	7	28	28	6	22
Civil Violation	CV	1	1	1	0	1
Felony	F	3	8	8	3	5
Infraction	I	465	430	585	440	140
Misdemeanor	M	91	232	233	108	124
Show Cause	SC	3	7	7	3	4
Traffic Total		570	706	862	560	296
<u>Civil</u>						
Admin License	AL	9	6	9	3	-
Bond Forfeiture	BF	1	0	1	1	-
Detinue	DT	8	5	8	6	2
Garnishment	GA	59	10	61	51	9
Impoundment	IM	4	1	4	3	-
Interrogatory	IN	1	0	1	1	-
Other	OT	1	0	1	1	-
Protective Order	PO	1	1	1	0	-
Prelim Prot Order	PP	2	0	2	2	-
Show Cause	SC	2	2	3	1	2
Unlawful Detainer	UD	44	33	47	38	9
Warrant in Debt	WD	82	88	110	71	39
Civil Total		214	146	248	178	61
Colonial Heights Totals		1,014	1,541	1,805	1,020	765

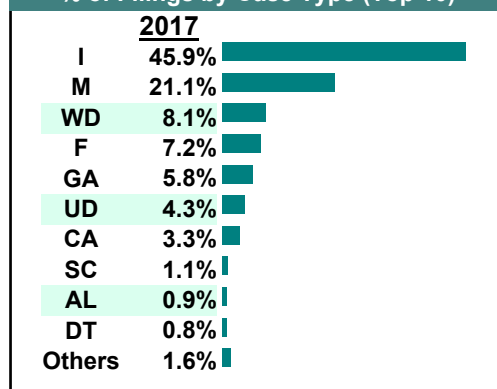
Calendared Filings with Top 12 Scheduled Times



% of Filings by Division



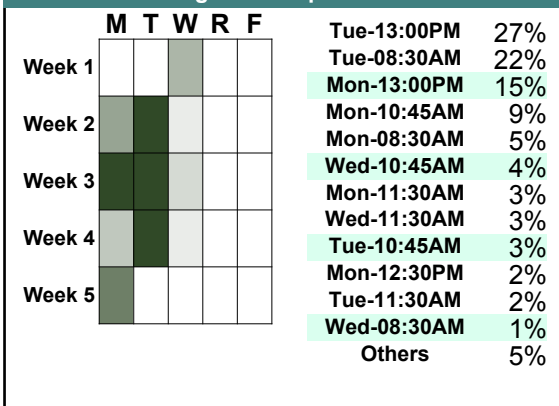
% of Filings by Case Type (Top 10)



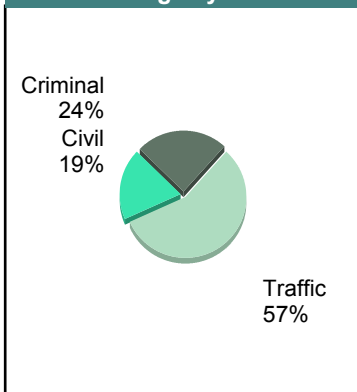
July 2017

		<u>Filings</u>	<u>Hearings</u>	<u>Transactions</u>	<u>Concluded</u>	<u>Cont</u>
<u>Criminal</u>						
Capias	CA	25	61	61	23	38
Civil Violation	CV	0	4	4	3	1
Felony	F	87	334	334	101	232
Misdemeanor	M	96	304	306	114	192
Motion	MO	3	3	3	3	-
Show Cause	SC	13	28	28	15	12
Criminal Total		224	734	736	259	475
<u>Traffic</u>						
Capias	CA	14	35	35	14	21
Felony	F	2	5	5	2	3
Infraction	I	393	400	551	422	129
Misdemeanor	M	101	228	231	112	119
Motion	MO	1	1	1	1	-
Restricted O/L	RL	3	3	3	3	-
Show Cause	SC	5	9	9	4	5
Traffic Total		519	681	835	558	277
<u>Civil</u>						
Admin License	AL	3	2	3	1	-
Detinue	DT	0	1	1	1	-
Garnishment	GA	18	3	40	37	3
Impoundment	IM	5	3	5	2	-
Other	OT	3	0	3	3	-
Protective Order	PO	4	0	4	4	-
Prelim Prot Order	PP	2	0	2	2	-
Tenants Assertion	TA	1	1	1	1	-
Unlawful Detainer	UD	63	49	69	62	7
Warrant in Debt	WD	75	74	106	85	21
Civil Total		174	133	234	198	31
Colonial Heights Totals		917	1,548	1,805	1,015	783

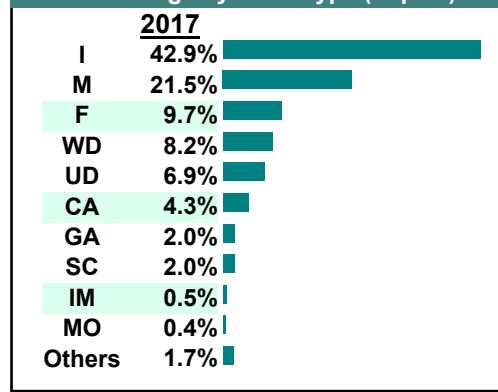
Calendared Filings with Top 12 Scheduled Times



% of Filings by Division



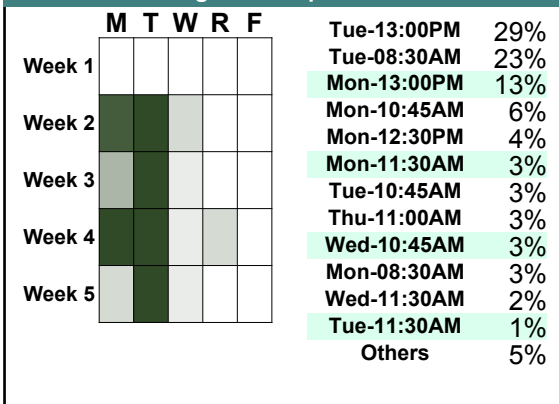
% of Filings by Case Type (Top 10)



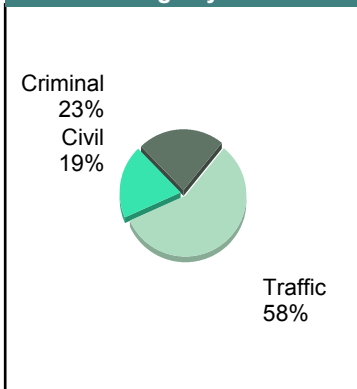
June 2017

		<u>Filings</u>	<u>Hearings</u>	<u>Transactions</u>	<u>Concluded</u>	<u>Cont</u>
<u>Criminal</u>						
Capias	CA	20	66	66	17	48
Civil Violation	CV	7	10	10	2	8
Felony	F	112	339	339	90	249
Misdemeanor	M	123	369	371	125	246
Motion	MO	3	5	5	1	2
Show Cause	SC	13	23	23	4	19
Criminal Total		278	812	814	239	572
<u>Traffic</u>						
Capias	CA	20	32	32	14	18
Felony	F	1	6	6	2	4
Infraction	I	559	494	689	526	162
Misdemeanor	M	110	246	249	116	133
Restricted O/L	RL	2	3	3	1	1
Show Cause	SC	3	6	6	2	4
Traffic Total		695	787	985	661	322
<u>Civil</u>						
Abstract	AJ	1	0	1	1	-
Admin License	AL	11	4	11	7	-
Detinue	DT	1	1	1	0	1
Garnishment	GA	46	14	62	48	14
Impoundment	IM	5	2	5	3	-
Interrogatory	IN	0	0	1	1	-
Other	OT	2	1	2	1	-
Protective Order	PO	7	2	8	7	1
Prelim Prot Order	PP	3	0	3	3	-
Show Cause	SC	5	0	5	5	-
Unlawful Detainer	UD	41	44	54	43	11
Warrant in Debt	WD	111	94	139	100	39
Civil Total		233	162	292	219	66
Colonial Heights Totals		1,206	1,761	2,091	1,119	960

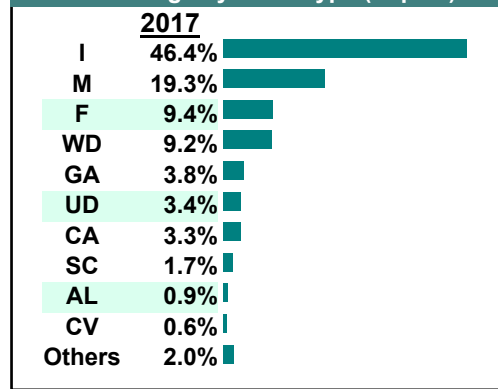
Calendared Filings with Top 12 Scheduled Times



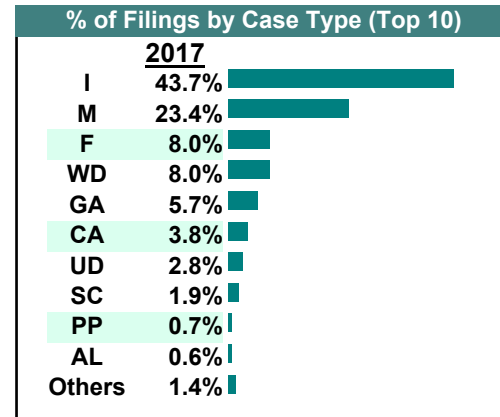
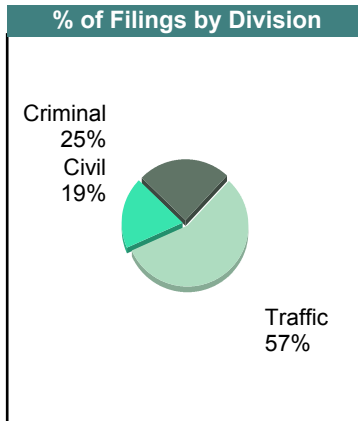
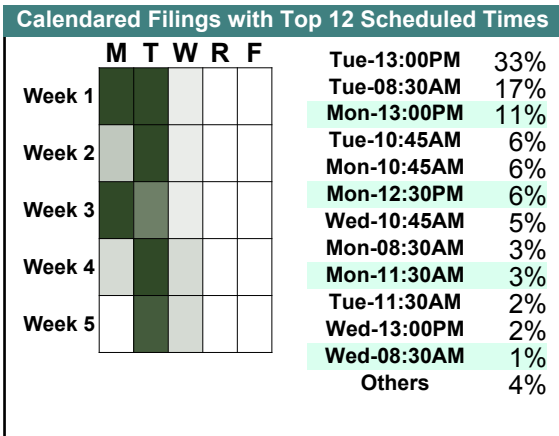
% of Filings by Division



% of Filings by Case Type (Top 10)



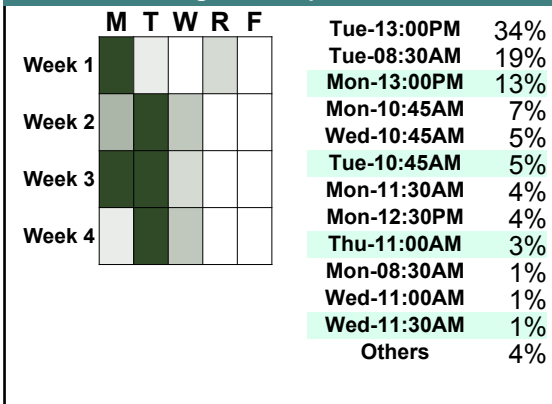
		<u>Filings</u>	<u>Hearings</u>	<u>Transactions</u>	<u>Concluded</u>	<u>Cont</u>
<u>Criminal</u>						
Capias	CA	32	95	95	42	53
Civil Violation	CV	0	4	4	1	3
Felony	F	93	390	390	78	312
Misdemeanor	M	147	434	436	130	305
Motion	MO	2	2	2	1	-
Show Cause	SC	16	28	28	13	15
Criminal Total		290	953	955	265	688
<u>Traffic</u>						
Capias	CA	13	34	34	12	22
Felony	F	1	5	5	0	5
Infraction	I	516	537	778	594	184
Misdemeanor	M	129	304	312	131	181
Motion	MO	2	2	2	2	-
Other	O	1	1	1	1	-
Restricted O/L	RL	1	1	1	1	-
Show Cause	SC	4	12	12	8	4
Traffic Total		667	896	1,145	749	396
<u>Civil</u>						
Admin License	AL	7	4	7	3	-
Detinue	DT	1	0	1	1	-
Garnishment	GA	67	23	85	62	23
Impoundment	IM	6	1	6	5	-
Interrogatory	IN	1	1	1	0	1
Protective Order	PO	3	1	4	3	1
Prelim Prot Order	PP	8	2	11	9	2
Show Cause	SC	3	0	3	3	-
Unlawful Detainer	UD	33	29	39	31	8
Warrant in Debt	WD	94	97	131	107	24
Civil Total		223	158	288	224	59
Colonial Heights Totals		1,180	2,007	2,388	1,238	1,143



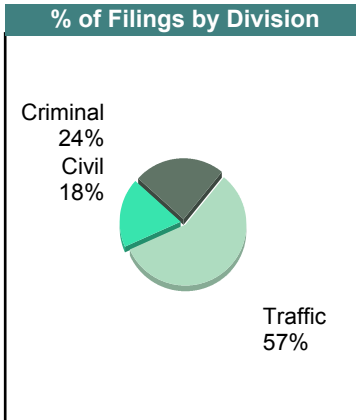
April 2017

		<u>Filings</u>	<u>Hearings</u>	<u>Transactions</u>	<u>Concluded</u>	<u>Cont</u>
<u>Criminal</u>						
Capias	CA	21	59	59	19	40
Civil Violation	CV	3	6	6	1	5
Felony	F	110	358	358	81	277
Misdemeanor	M	126	349	350	88	262
Motion	MO	1	1	1	1	-
Show Cause	SC	1	8	8	2	6
Criminal Total		262	781	782	192	590
<u>Traffic</u>						
Capias	CA	8	20	20	8	12
Felony	F	2	9	9	3	6
Infraction	I	500	516	759	530	228
Misdemeanor	M	103	254	255	96	159
Restricted O/L	RL	1	1	1	0	-
Show Cause	SC	4	9	9	2	7
Traffic Total		618	809	1,053	639	412
<u>Civil</u>						
Admin License	AL	7	4	7	3	-
Detinue	DT	0	0	1	1	-
Garnishment	GA	41	16	59	43	16
Impoundment	IM	7	1	7	6	-
Protective Order	PO	2	2	3	2	1
Prelim Prot Order	PP	4	2	5	3	1
Show Cause	SC	2	1	3	3	-
Unlawful Detainer	UD	27	18	32	29	3
Warrant in Debt	WD	107	98	138	97	41
Civil Total		197	142	255	187	62
Colonial Heights Totals		1,077	1,732	2,090	1,018	1,064

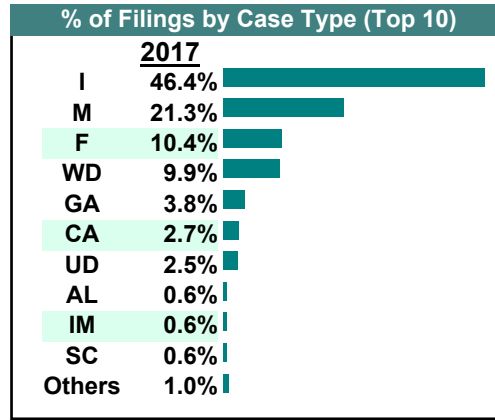
Calendared Filings with Top 12 Scheduled Times



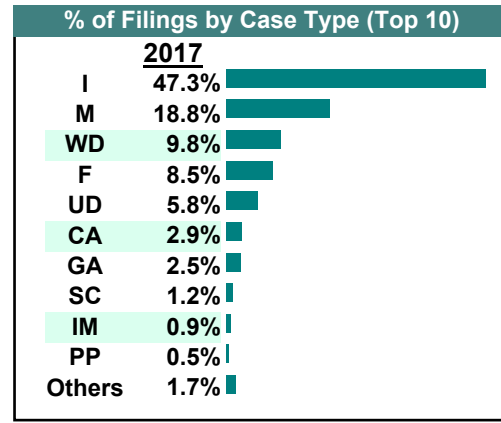
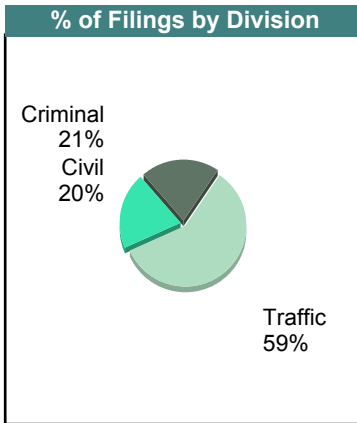
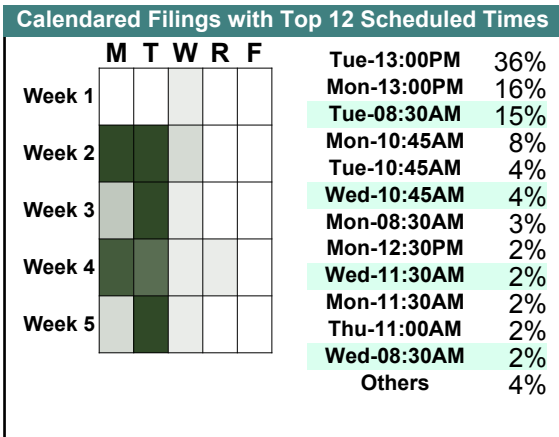
% of Filings by Division



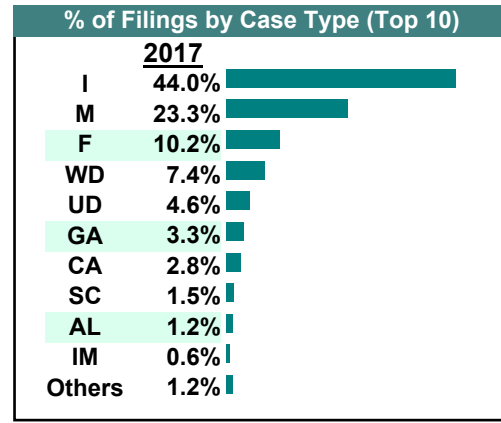
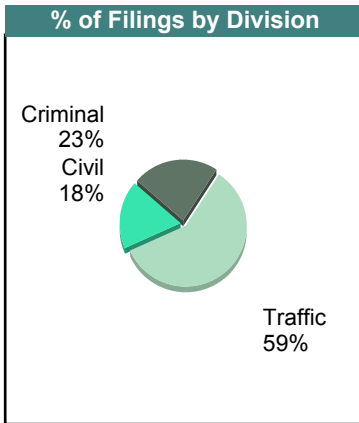
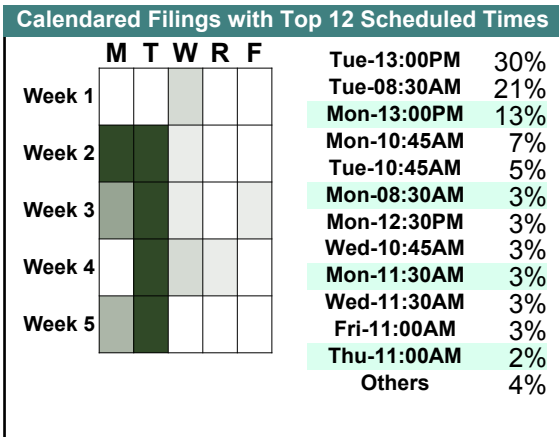
% of Filings by Case Type (Top 10)



		<u>Filings</u>	<u>Hearings</u>	<u>Transactions</u>	<u>Concluded</u>	<u>Cont</u>
<u>Criminal</u>						
Capias	CA	21	92	92	35	57
Civil Violation	CV	2	3	3	1	2
Felony	F	105	355	355	90	265
Misdemeanor	M	121	433	433	190	243
Motion	MO	3	3	3	3	-
Show Cause	SC	9	21	21	13	8
Criminal Total		261	907	907	332	575
<u>Traffic</u>						
Capias	CA	15	34	34	14	20
Felony	F	2	7	7	3	4
Infraction	I	596	548	748	527	221
Misdemeanor	M	116	299	301	140	161
Motion	MO	2	3	3	3	-
Other	O	3	3	3	3	-
Restricted O/L	RL	2	2	2	2	-
Show Cause	SC	6	9	9	5	4
Traffic Total		742	905	1,107	697	410
<u>Civil</u>						
Admin License	AL	5	0	5	5	-
Detinue	DT	0	2	3	2	1
Garnishment	GA	32	15	48	33	15
Impoundment	IM	11	0	11	11	-
Other	OT	2	0	2	2	-
Protective Order	PO	3	1	3	2	1
Prelim Prot Order	PP	6	2	7	5	2
Unlawful Detainer	UD	73	67	89	72	17
Warrant in Debt	WD	124	137	182	135	47
Civil Total		256	224	350	267	83
Colonial Heights Totals		1,259	2,036	2,364	1,296	1,068

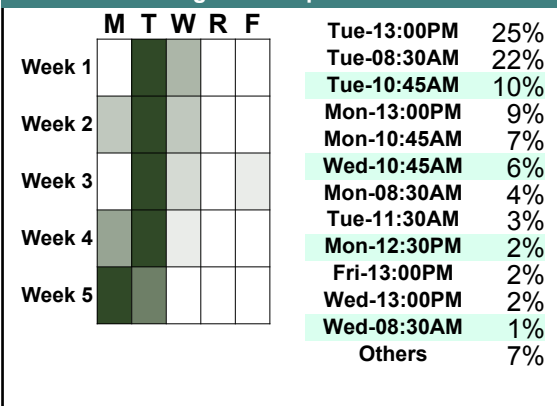


		<u>Filings</u>	<u>Hearings</u>	<u>Transactions</u>	<u>Concluded</u>	<u>Cont</u>
<u>Criminal</u>						
Capias	CA	27	79	79	31	48
Civil Violation	CV	0	1	1	0	1
Felony	F	118	402	402	116	285
Misdemeanor	M	114	375	377	99	278
Motion	MO	1	1	1	1	-
Show Cause	SC	10	20	20	8	12
Criminal Total		270	878	880	255	624
<u>Traffic</u>						
Capias	CA	6	29	29	12	17
Felony	F	4	10	10	3	7
Infraction	I	526	466	603	422	181
Misdemeanor	M	165	298	299	108	191
Motion	MO	1	1	1	0	1
Restricted O/L	RL	1	2	2	0	-
Show Cause	SC	6	10	10	4	5
Traffic Total		709	816	954	549	402
<u>Civil</u>						
Abstract	AJ	2	0	2	2	-
Admin License	AL	14	0	14	14	-
Detinue	DT	5	4	8	6	2
Garnishment	GA	40	17	65	48	16
Impoundment	IM	7	0	7	7	-
Other	OT	2	0	3	3	-
Protective Order	PO	2	0	2	2	-
Show Cause	SC	2	1	2	1	1
Unlawful Detainer	UD	55	33	60	47	13
Warrant in Debt	WD	88	79	111	75	36
Civil Total		217	134	274	205	68
Colonial Heights Totals		1,196	1,828	2,108	1,009	1,094

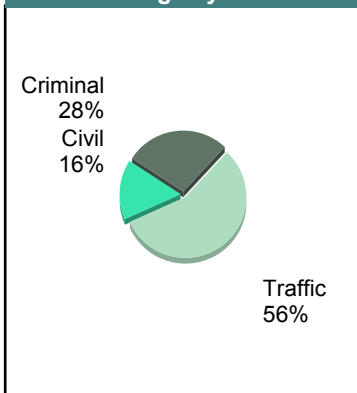


		Filings	Hearings	Transactions	Concluded	Cont
<u>Criminal</u>						
Capias	CA	40	106	106	35	71
Civil Violation	CV	1	5	5	4	1
Felony	F	102	321	321	80	241
Misdemeanor	M	160	476	478	135	343
Motion	MO	4	5	5	4	1
Show Cause	SC	16	26	26	13	13
Criminal Total		323	939	941	271	670
<u>Traffic</u>						
Capias	CA	23	47	47	19	28
Felony	F	2	8	8	5	3
Infraction	I	452	475	618	463	155
Misdemeanor	M	164	340	350	158	192
Motion	MO	1	2	2	1	1
Other	O	2	2	2	1	1
Restricted O/L	RL	4	6	6	2	3
Show Cause	SC	6	12	12	7	5
Traffic Total		654	892	1,045	656	388
<u>Civil</u>						
Abstract	AJ	1	0	1	1	-
Admin License	AL	9	1	9	8	-
Detinue	DT	7	4	8	7	1
Garnishment	GA	30	10	39	29	9
Impoundment	IM	8	0	8	8	-
Interrogatory	IN	1	0	1	1	-
Other	OT	1	0	1	1	-
Protective Order	PO	2	1	3	2	-
Prelim Prot Order	PP	2	0	2	2	-
Show Cause	SC	1	0	1	1	-
Unlawful Detainer	UD	52	39	64	60	4
Warrant in Debt	WD	70	59	95	66	29
Civil Total		184	114	232	186	43
Colonial Heights Totals		1,161	1,945	2,218	1,113	1,101

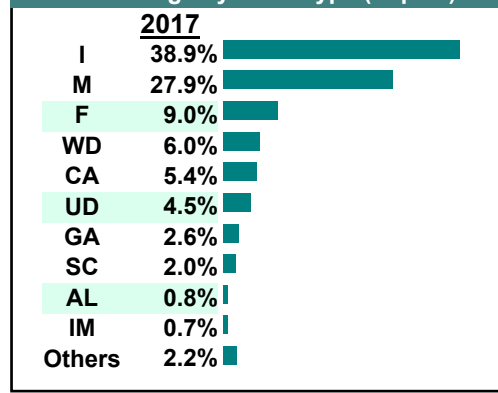
Calendared Filings with Top 12 Scheduled Times



% of Filings by Division



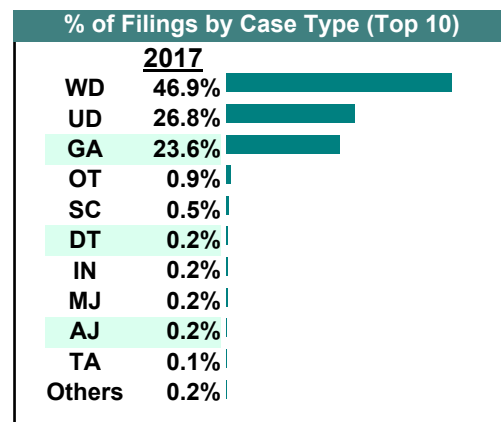
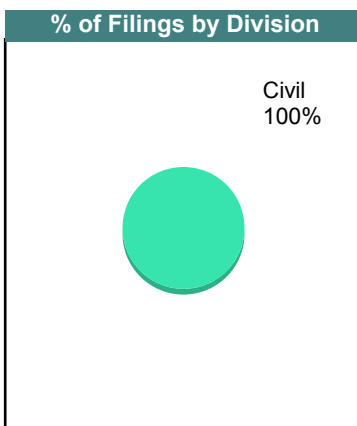
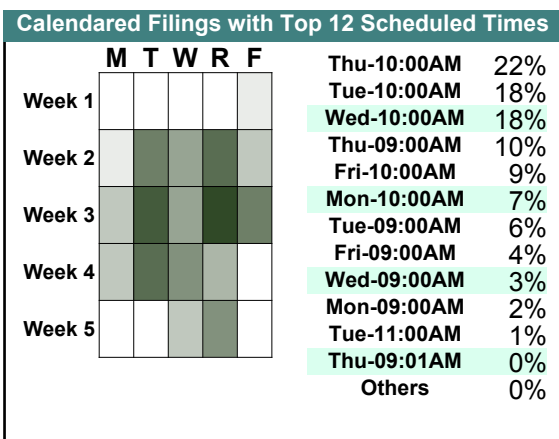
% of Filings by Case Type (Top 10)



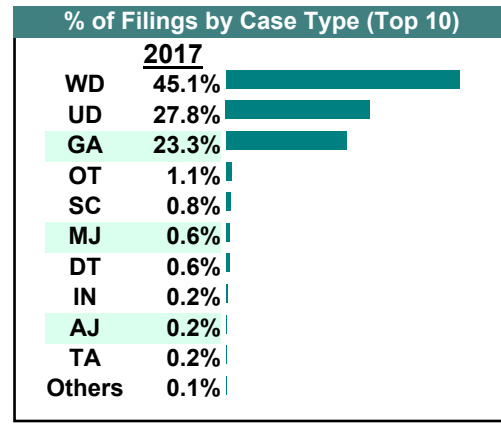
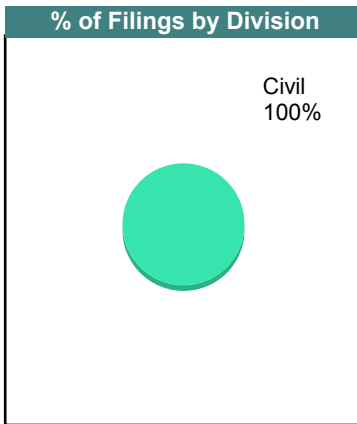
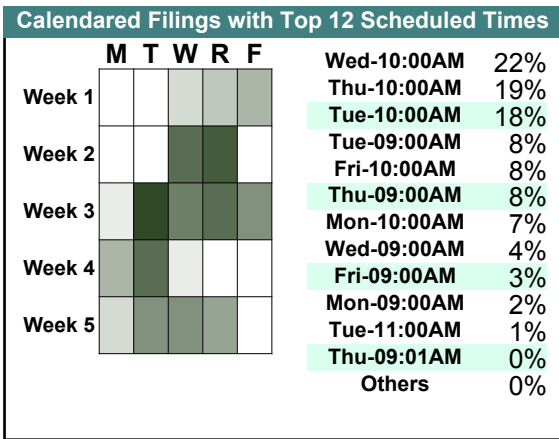
Filings by Court & Division

	<u>Chesterfield</u>		<u>Colonial Heights</u>		<u>Total</u>
C Misdemeanor	6,062	80%	1,512	20%	7,574
Felony	4,637	80%	1,138	20%	5,775
Capias	1,214	79%	332	21%	1,546
Show Cause	323	74%	111	26%	434
Motion	106	79%	28	21%	134
Civil Violation	35	54%	30	46%	65
Restricted O/L	-	0%	1	100%	1
Total	12,377	80%	3,152	20%	15,529
T Infraction	30,505	83%	6,048	17%	36,553
Misdemeanor	14,547	91%	1,440	9%	15,987
Capias	1,203	88%	157	12%	1,360
Felony	252	91%	24	9%	276
Motion	267	97%	9	3%	276
Show Cause	214	84%	42	16%	256
Restricted O/L	207	92%	19	8%	226
Civil Violation	181	99%	2	1%	183
Other	2	25%	6	75%	8
Total	47,378	86%	7,747	14%	55,125
V Warrant in Debt	13,307	91%	1,283	9%	14,590
Unlawful Detainer	7,682	93%	589	7%	8,271
Garnishment	6,687	92%	584	8%	7,271
Admin License	687	86%	115	14%	802
Interrogatory	347	98%	7	2%	354
Prelim Prot Order	292	86%	46	14%	338
Show Cause	304	95%	17	5%	321
Protective Order	248	87%	37	13%	285
Detinue	209	88%	28	12%	237
Impoundment	126	65%	69	35%	195
Abstract	157	95%	8	5%	165
Motion for Judgment	156	100%	-	0%	156
Interrogatory-Not	145	100%	-	0%	145
Other	96	85%	17	15%	113
Bond Forfeiture	77	99%	1	1%	78
Counter Claim	27	100%	-	0%	27
Tenants Assertion	23	96%	1	4%	24
Petition-Restore Arms	9	100%	-	0%	9
Overweight	7	100%	-	0%	7
Third Party Claim	6	100%	-	0%	6
Capias	5	100%	-	0%	5
Custody Relief	1	100%	-	0%	1
Restricted O/L	1	100%	-	0%	1
Total	30,599	92%	2,802	8%	33,401
Total	90,354	87%	13,701	13%	104,055

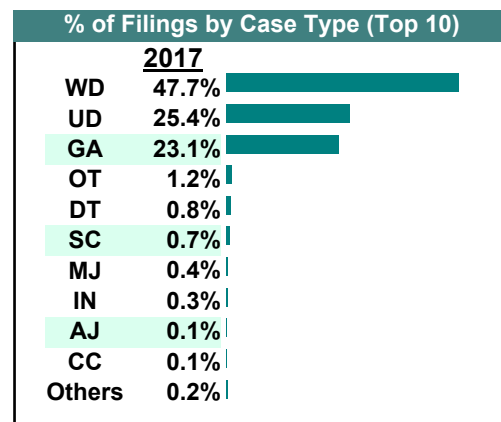
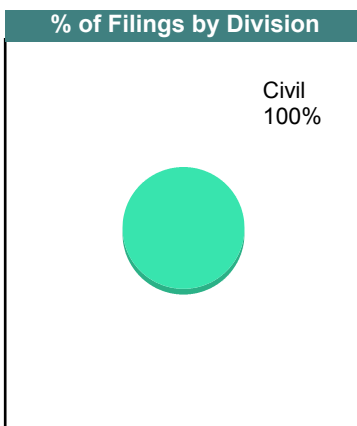
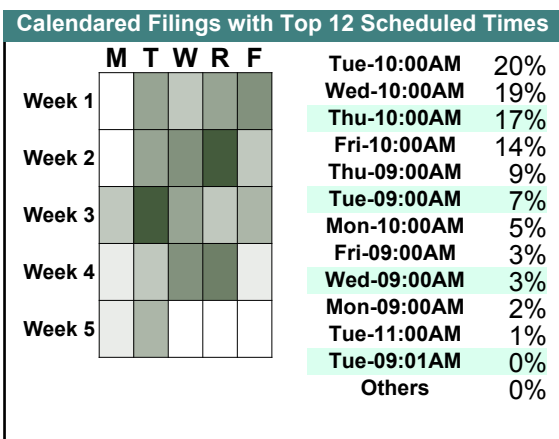
		<u>Filings</u>	<u>Hearings</u>	<u>Transactions</u>	<u>Concluded</u>	<u>Cont</u>
Civil						
Abstract	AJ	11	0	11	11	-
Capias	CA	3	2	3	1	2
Counter Claim	CC	3	4	10	7	3
Detinue	DT	12	18	23	15	8
Garnishment	GA	1,212	258	1,448	1,190	258
Interrogatory-Not	IC	1	0	1	1	-
Interrogatory	IN	12	14	26	12	14
Motion for Judgment	MJ	12	35	57	27	30
Other	OT	47	16	53	48	5
Show Cause	SC	28	16	46	30	16
Tenants Assertion	TA	7	13	20	8	12
Third Party Claim	TH	1	2	2	0	2
Unlawful Detainer	UD	1,374	1,021	1,525	1,389	136
Warrant in Debt	WD	2,409	2,631	3,259	2,581	678
Civil Total		5,132	4,030	6,484	5,320	1,164
Richmond-Civil Totals		5,132	4,030	6,484	5,320	1,164



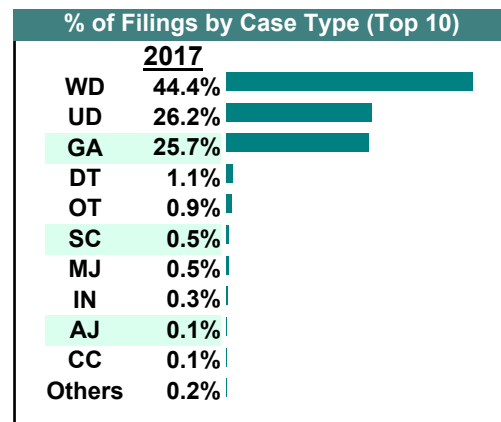
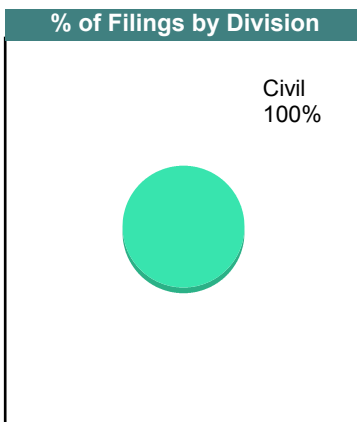
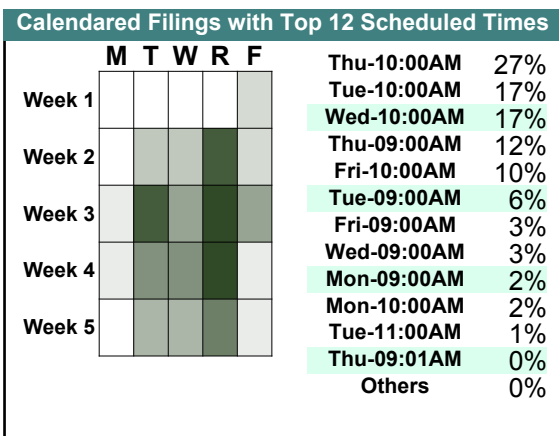
		<u>Filings</u>	<u>Hearings</u>	<u>Transactions</u>	<u>Concluded</u>	<u>Cont</u>
<u>Civil</u>						
Abstract	AJ	10	0	10	10	-
Capias	CA	0	0	1	1	-
Counter Claim	CC	6	14	15	7	8
Detinue	DT	34	41	45	35	10
Garnishment	GA	1,290	335	1,657	1,322	335
Interrogatory	IN	13	13	32	19	13
Motion for Judgment	MJ	35	54	85	32	53
Other	OT	59	12	65	60	5
Show Cause	SC	42	21	65	44	21
Tenants Assertion	TA	10	14	20	8	12
Third Party Claim	TH	1	1	1	0	1
Unlawful Detainer	UD	1,539	1,076	1,663	1,512	151
Warrant in Debt	WD	2,494	2,717	3,382	2,542	840
Civil Total		5,533	4,298	7,041	5,592	1,449
Richmond-Civil Totals		5,533	4,298	7,041	5,592	1,449



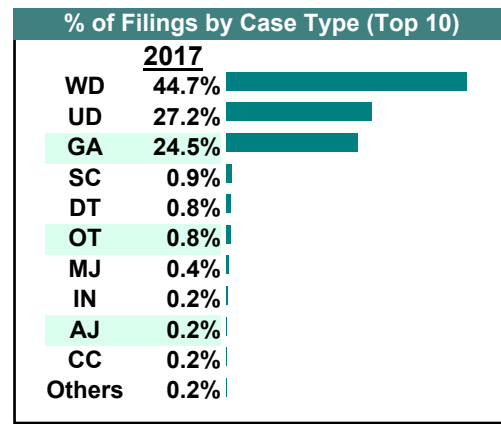
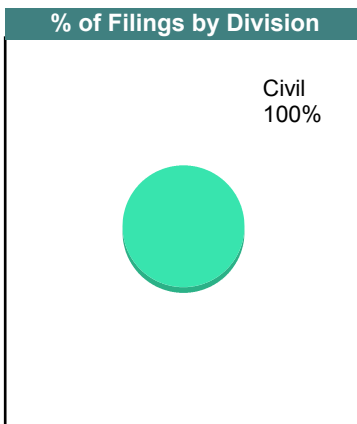
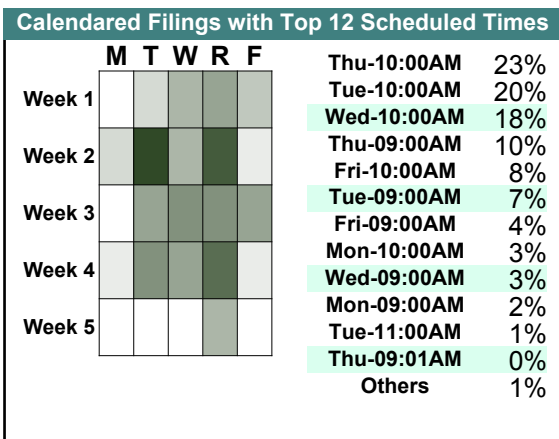
		<u>Filings</u>	<u>Hearings</u>	<u>Transactions</u>	<u>Concluded</u>	<u>Cont</u>
<u>Civil</u>						
Abstract	AJ	8	0	8	8	-
Capias	CA	2	1	3	2	1
Counter Claim	CC	7	13	16	7	9
Detinue	DT	55	60	82	62	20
Garnishment	GA	1,506	310	1,865	1,555	310
Interrogatory-Not	IC	5	0	7	7	-
Interrogatory	IN	22	32	51	19	32
Motion for Judgment	MJ	25	75	96	29	67
Mechanic's Lien	ML	0	0	1	1	-
Other	OT	75	16	88	79	9
Show Cause	SC	43	20	65	45	20
Tenants Assertion	TA	7	10	13	4	9
Unlawful Detainer	UD	1,653	1,204	1,819	1,677	142
Warrant in Debt	WD	3,110	3,217	3,985	2,905	1,080
Civil Total		6,518	4,958	8,099	6,400	1,699
Richmond-Civil Totals		6,518	4,958	8,099	6,400	1,699



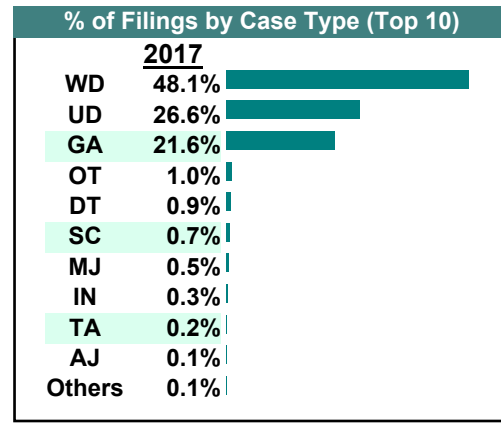
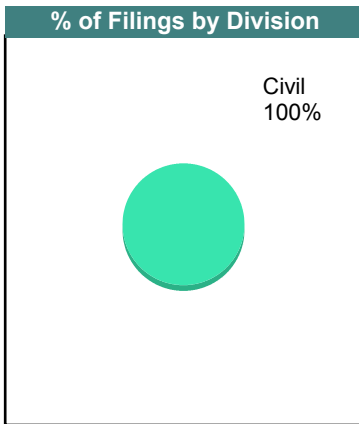
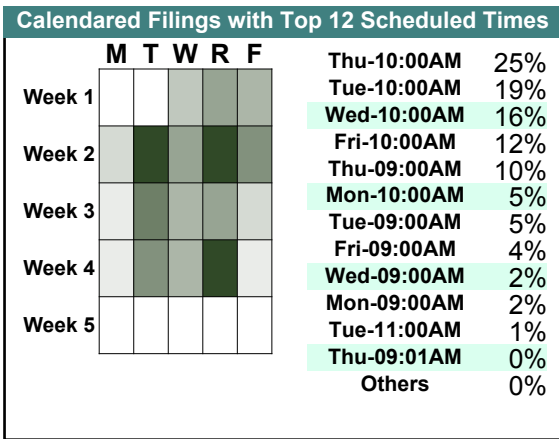
		<u>Filings</u>	<u>Hearings</u>	<u>Transactions</u>	<u>Concluded</u>	<u>Cont</u>
Civil						
Abstract	AJ	6	0	6	6	-
Capias	CA	1	1	1	0	1
Counter Claim	CC	6	13	15	4	11
Detinue	DT	66	60	85	60	25
Garnishment	GA	1,525	356	1,816	1,460	356
Interrogatory-Not	IC	6	0	6	6	-
Interrogatory	IN	17	23	41	18	23
Motion for Judgment	MJ	28	51	73	28	45
Mechanic's Lien	ML	1	1	1	0	1
Other	OT	55	17	63	52	11
Petition-Restore Arms	PR	1	0	1	1	-
Show Cause	SC	30	17	54	37	17
Tenants Assertion	TA	2	5	9	4	5
Unlawful Detainer	UD	1,554	1,156	1,728	1,545	183
Warrant in Debt	WD	2,635	2,876	3,534	2,709	825
Civil Total		5,933	4,576	7,433	5,930	1,503
Richmond-Civil Totals		5,933	4,576	7,433	5,930	1,503



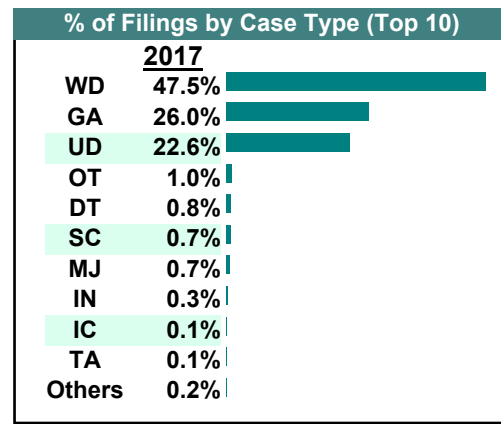
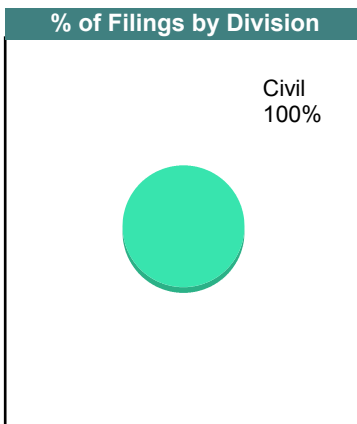
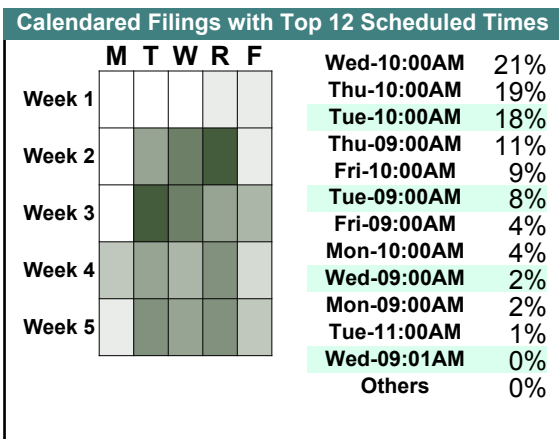
		<u>Filings</u>	<u>Hearings</u>	<u>Transactions</u>	<u>Concluded</u>	<u>Cont</u>
<u>Civil</u>						
Abstract	AJ	10	0	10	10	-
Capias	CA	0	0	1	1	-
Counter Claim	CC	10	10	14	6	8
Detinue	DT	45	41	68	51	17
Garnishment	GA	1,407	322	1,724	1,402	322
Interrogatory-Not	IC	3	2	3	1	2
Interrogatory	IN	13	16	30	14	16
Motion for Judgment	MJ	22	51	76	27	49
Other	OT	45	11	50	42	8
Show Cause	SC	53	20	65	45	20
Tenants Assertion	TA	6	7	17	11	6
Unlawful Detainer	UD	1,562	1,129	1,713	1,573	140
Warrant in Debt	WD	2,571	2,792	3,461	2,644	817
Civil Total		5,747	4,401	7,232	5,827	1,405
Richmond-Civil Totals		5,747	4,401	7,232	5,827	1,405



		<u>Filings</u>	<u>Hearings</u>	<u>Transactions</u>	<u>Concluded</u>	<u>Cont</u>
<u>Civil</u>						
Abstract	AJ	5	0	5	5	-
Capias	CA	0	1	1	0	1
Counter Claim	CC	5	6	10	5	5
Detinue	DT	54	60	77	53	24
Garnishment	GA	1,326	261	1,609	1,348	261
Interrogatory-Not	IC	3	0	3	3	-
Interrogatory	IN	17	27	43	16	27
Motion for Judgment	MJ	28	49	83	39	44
Other	OT	64	16	71	66	5
Show Cause	SC	43	19	61	42	19
Tenants Assertion	TA	10	14	20	6	14
Unlawful Detainer	UD	1,637	1,187	1,759	1,598	161
Warrant in Debt	WD	2,957	2,773	3,634	2,869	765
Civil Total		6,149	4,413	7,376	6,050	1,326
Richmond-Civil Totals		6,149	4,413	7,376	6,050	1,326

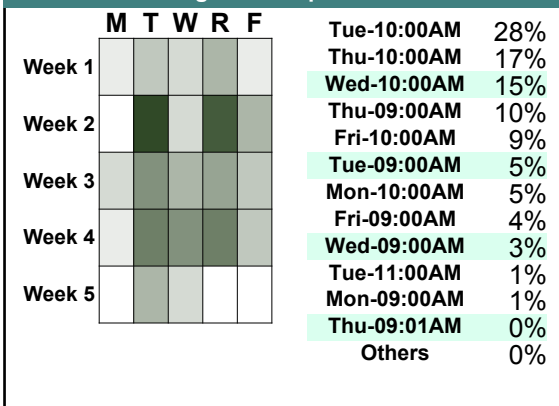


		<u>Filings</u>	<u>Hearings</u>	<u>Transactions</u>	<u>Concluded</u>	<u>Cont</u>
Civil						
Abstract	AJ	5	0	5	5	-
Capias	CA	2	2	4	2	2
Counter Claim	CC	3	6	8	5	3
Detinue	DT	44	50	60	36	24
Garnishment	GA	1,523	293	1,805	1,512	293
Interrogatory-Not	IC	7	0	7	7	-
Interrogatory	IN	17	22	40	18	22
Motion for Judgment	MJ	39	63	96	37	59
Other	OT	57	18	75	64	11
Show Cause	SC	43	19	66	47	19
Tenants Assertion	TA	7	6	11	6	5
Unlawful Detainer	UD	1,323	972	1,472	1,339	133
Warrant in Debt	WD	2,781	2,905	3,670	2,800	870
Civil Total		5,851	4,356	7,319	5,878	1,441
Richmond-Civil Totals		5,851	4,356	7,319	5,878	1,441

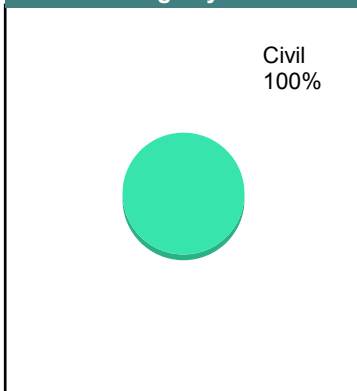


		Filings	Hearings	Transactions	Concluded	Cont
Civil						
Abstract	AJ	9	0	9	9	-
Counter Claim	CC	2	4	5	2	3
Detinue	DT	30	28	40	27	13
Garnishment	GA	1,265	304	1,670	1,366	304
Interrogatory-Not	IC	5	0	5	5	-
Interrogatory	IN	18	23	39	16	23
Motion for Judgment	MJ	38	62	86	35	51
Other	OT	67	20	73	58	15
Show Cause	SC	39	26	63	37	26
Tenants Assertion	TA	9	19	29	13	16
Unlawful Detainer	UD	1,375	972	1,491	1,342	149
Warrant in Debt	WD	2,813	2,954	3,655	2,792	863
Civil Total		5,670	4,412	7,165	5,702	1,463
Richmond-Civil Totals		5,670	4,412	7,165	5,702	1,463

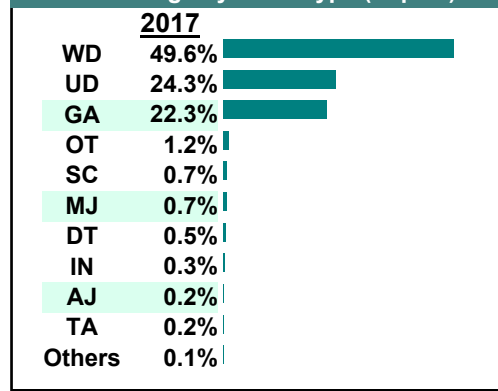
Calendared Filings with Top 12 Scheduled Times



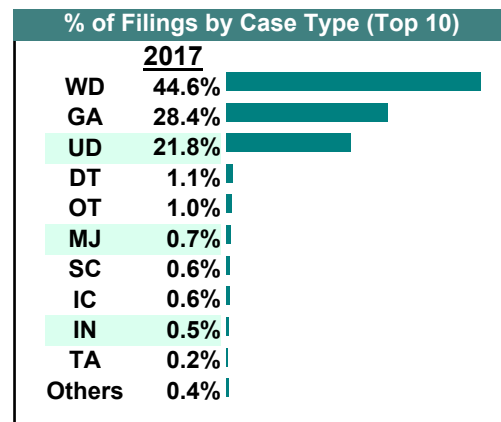
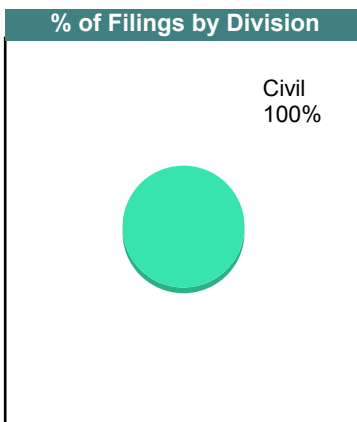
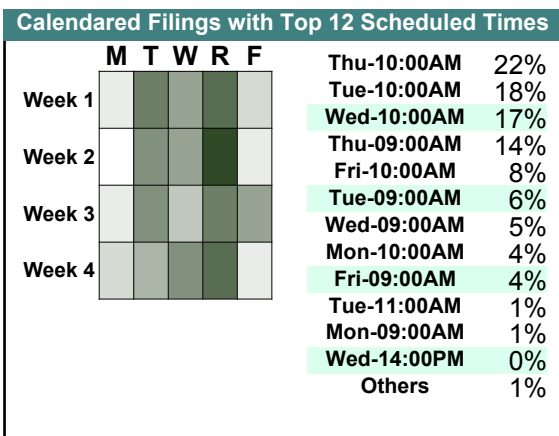
% of Filings by Division



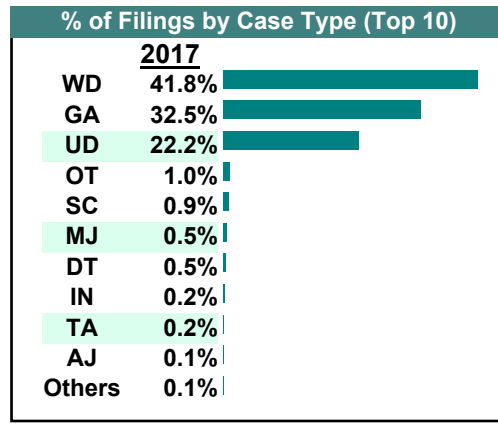
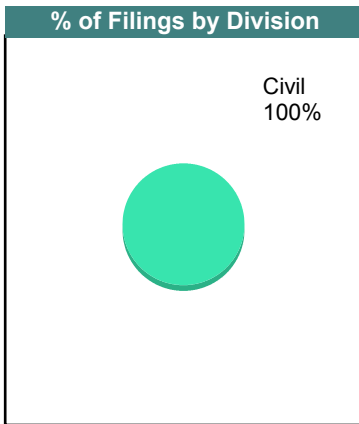
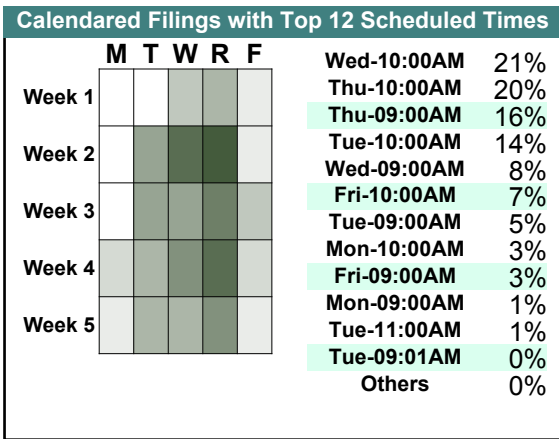
% of Filings by Case Type (Top 10)



		<u>Filings</u>	<u>Hearings</u>	<u>Transactions</u>	<u>Concluded</u>	<u>Cont</u>
Civil						
Abstract	AJ	7	0	7	7	-
Capias	CA	0	1	1	0	1
Counter Claim	CC	12	10	17	11	6
Detinue	DT	55	49	66	56	10
Garnishment	GA	1,485	388	1,831	1,443	388
Interrogatory-Not	IC	30	0	30	30	-
Interrogatory	IN	27	26	49	23	26
Motion for Judgment	MJ	37	44	67	28	39
Other	OT	53	10	57	54	3
Petition-Restore Arms	PR	1	0	1	1	-
Show Cause	SC	32	20	55	35	20
Tenants Assertion	TA	13	14	20	8	12
Third Party Claim	TH	0	0	1	1	-
Unlawful Detainer	UD	1,139	816	1,275	1,165	110
Warrant in Debt	WD	2,331	2,536	3,097	2,362	735
Civil Total		5,222	3,914	6,574	5,224	1,350
Richmond-Civil Totals		5,222	3,914	6,574	5,224	1,350

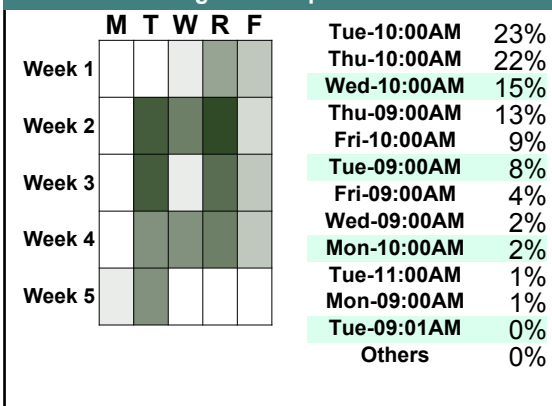


		<u>Filings</u>	<u>Hearings</u>	<u>Transactions</u>	<u>Concluded</u>	<u>Cont</u>
<u>Civil</u>						
Abstract	AJ	9	0	9	9	-
Capias	CA	1	1	3	2	1
Counter Claim	CC	7	10	15	9	6
Detinue	DT	30	41	58	42	16
Garnishment	GA	2,112	457	2,537	2,080	457
Interrogatory	IN	14	13	31	18	13
Motion for Judgment	MJ	34	49	86	45	41
Other	OT	63	16	69	61	8
Show Cause	SC	57	29	81	52	29
Tenants Assertion	TA	10	6	17	11	6
Third Party Claim	TH	0	1	2	1	1
Unlawful Detainer	UD	1,445	932	1,602	1,455	147
Warrant in Debt	WD	2,717	2,713	3,376	2,512	864
Civil Total		6,499	4,268	7,886	6,297	1,589
Richmond-Civil Totals		6,499	4,268	7,886	6,297	1,589

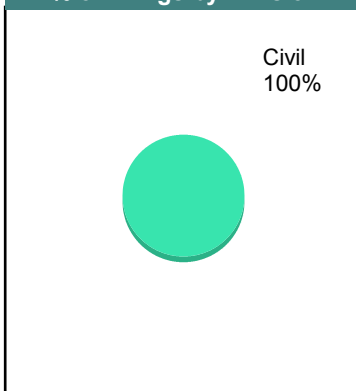


		<u>Filings</u>	<u>Hearings</u>	<u>Transactions</u>	<u>Concluded</u>	<u>Cont</u>
<u>Civil</u>						
Abstract	AJ	3	0	3	3	-
Capias	CA	2	2	3	1	2
Counter Claim	CC	4	9	10	3	7
Detinue	DT	46	61	78	49	29
Garnishment	GA	1,435	333	1,823	1,490	333
Interrogatory	IN	8	19	36	17	19
Motion for Judgment	MJ	22	47	64	24	40
Other	OT	51	11	60	50	10
Show Cause	SC	43	18	61	43	18
Tenants Assertion	TA	8	9	13	7	6
Unlawful Detainer	UD	1,766	1,245	1,902	1,761	141
Warrant in Debt	WD	2,084	2,341	2,846	2,135	711
<u>Civil Total</u>		5,472	4,095	6,899	5,583	1,316
<u>Richmond-Civil Totals</u>		5,472	4,095	6,899	5,583	1,316

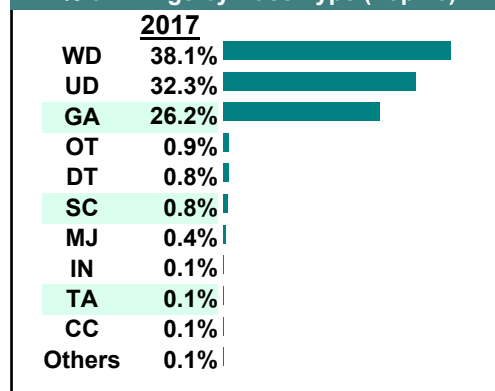
Calendared Filings with Top 12 Scheduled Times



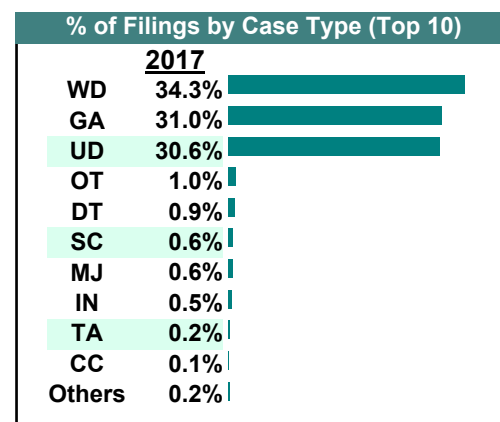

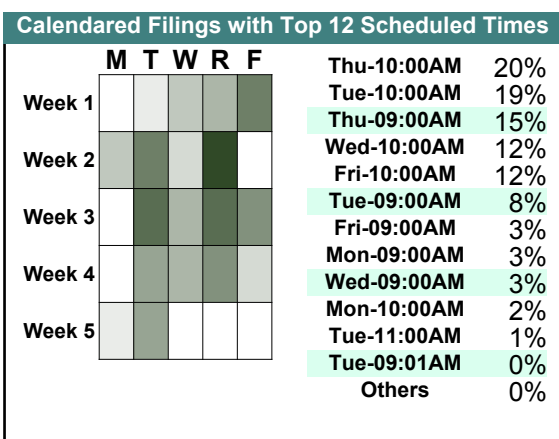
% of Filings by Division



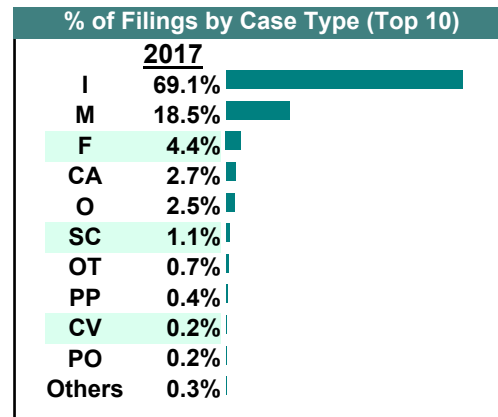
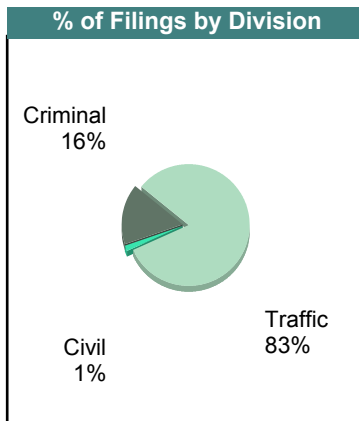

% of Filings by Case Type (Top 10)



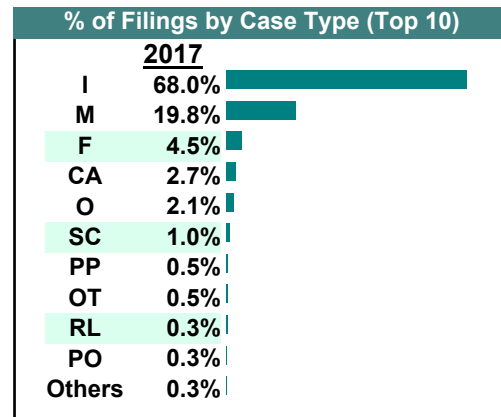
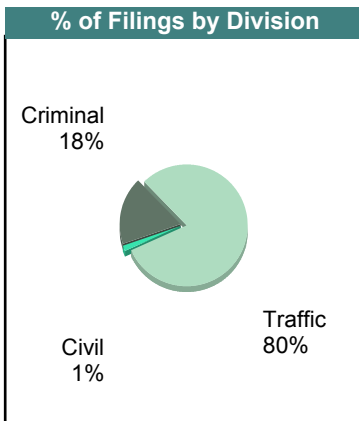

		<u>Filings</u>	<u>Hearings</u>	<u>Transactions</u>	<u>Concluded</u>	<u>Cont</u>
Civil						
Abstract	AJ	4	0	4	4	-
Capias	CA	1	1	1	0	1
Counter Claim	CC	6	7	8	1	7
Detinue	DT	49	57	73	49	24
Garnishment	GA	1,632	409	2,006	1,597	409
Interrogatory-Not	IC	3	0	3	3	-
Interrogatory	IN	27	32	50	18	32
Motion for Judgment	MJ	31	48	73	31	42
Other	OT	52	8	54	52	2
Show Cause	SC	33	21	56	35	21
Tenants Assertion	TA	8	9	21	13	8
Third Party Claim	TH	0	1	2	1	1
Unlawful Detainer	UD	1,614	1,142	1,799	1,638	161
Warrant in Debt	WD	1,810	2,110	2,625	1,956	669
Civil Total		5,270	3,845	6,775	5,398	1,377
Richmond-Civil Totals		5,270	3,845	6,775	5,398	1,377



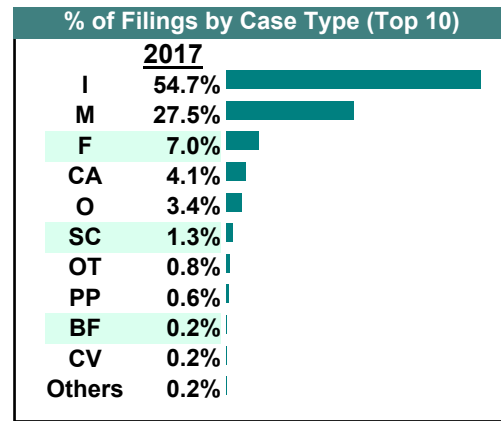
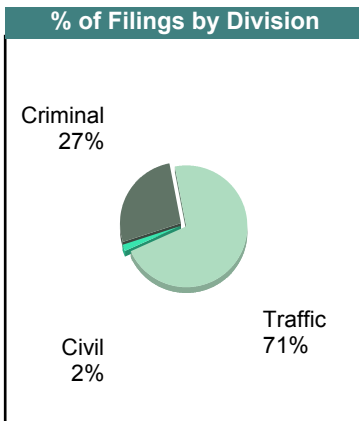

		Filings	Hearings	Transactions	Concluded	Cont
<u>Criminal</u>						
Capias	CA	61	139	139	72	67
Civil Violation	CV	8	18	18	3	15
Felony	F	153	467	467	163	304
Misdemeanor	M	341	923	927	351	576
Show Cause	SC	23	46	46	30	16
Criminal Total		586	1,593	1,597	619	978
<u>Traffic</u>						
Capias	CA	39	91	91	47	44
Felony	F	7	21	21	3	18
Infraction	I	2,527	2,875	3,208	2,464	744
Misdemeanor	M	337	731	731	312	419
Other	O	90	97	97	88	9
Restricted O/L	RL	5	5	5	5	-
Show Cause	SC	17	40	40	21	19
Traffic Total		3,022	3,860	4,193	2,940	1,253
<u>Civil</u>						
Bond Forfeiture	BF	5	5	8	4	4
Other	OT	26	0	26	26	-
Protective Order	PO	7	0	7	7	-
Prelim Prot Order	PP	13	20	36	16	20
Civil Total		51	25	77	53	24
Richmond-John Marshall Tc		3,659	5,478	5,867	3,612	2,255



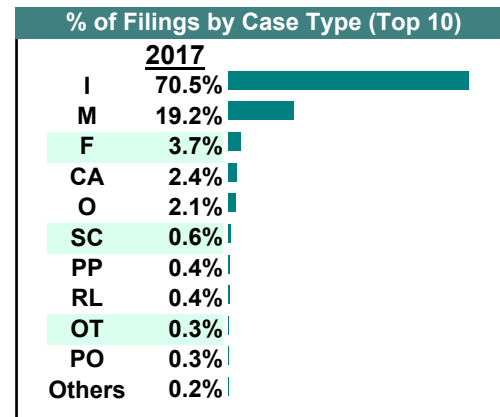
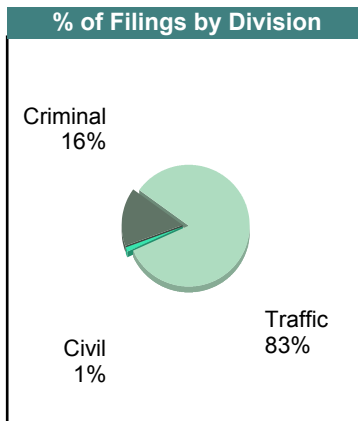

		Filings	Hearings	Transactions	Concluded	Cont
<u>Criminal</u>						
Capias	CA	69	142	142	68	74
Civil Violation	CV	5	15	15	7	8
Felony	F	165	553	553	165	388
Misdemeanor	M	427	1,062	1,062	387	675
Show Cause	SC	20	35	35	15	20
Criminal Total		686	1,807	1,807	642	1,165
<u>Traffic</u>						
Capias	CA	34	78	78	32	46
Felony	F	5	24	24	7	17
Infraction	I	2,567	2,869	3,206	2,216	990
Misdemeanor	M	322	697	697	318	379
Other	O	80	95	97	83	14
Restricted O/L	RL	13	13	13	13	-
Show Cause	SC	17	33	33	16	17
Traffic Total		3,038	3,809	4,148	2,685	1,463
<u>Civil</u>						
Bond Forfeiture	BF	5	1	7	6	1
Other	OT	18	0	18	18	-
Protective Order	PO	10	0	10	10	-
Prelim Prot Order	PP	20	21	42	21	21
Civil Total		53	22	77	55	22
Richmond-John Marshall Tc		3,777	5,638	6,032	3,382	2,650



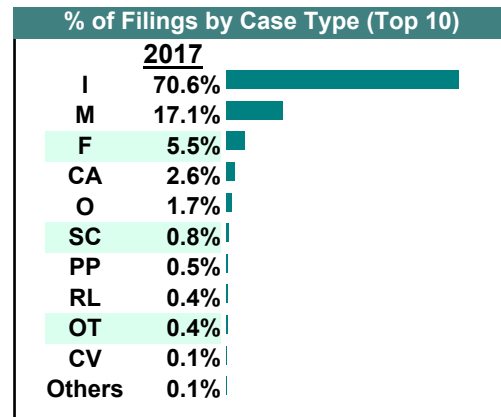
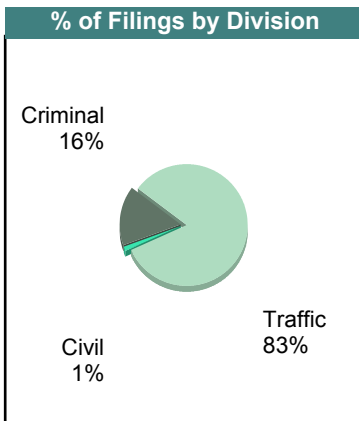

		Filings	Hearings	Transactions	Concluded	Cont
<u>Criminal</u>						
Capias	CA	87	165	165	84	81
Civil Violation	CV	6	17	17	5	12
Felony	F	214	579	579	198	381
Misdemeanor	M	535	1,248	1,248	429	819
Show Cause	SC	20	40	40	21	19
Criminal Total		862	2,049	2,049	737	1,312
<u>Traffic</u>						
Capias	CA	44	99	99	42	57
Felony	F	11	30	30	13	17
Infraction	I	1,748	2,730	3,151	2,357	794
Misdemeanor	M	344	776	776	351	425
Other	O	107	114	115	98	17
Restricted O/L	RL	6	6	6	6	-
Show Cause	SC	21	46	46	21	25
Traffic Total		2,281	3,801	4,223	2,888	1,335
<u>Civil</u>						
Bond Forfeiture	BF	6	6	8	3	5
Other	OT	24	1	25	24	1
Protective Order	PO	1	0	1	1	-
Prelim Prot Order	PP	19	25	41	16	25
Civil Total		50	32	75	44	31
Richmond-John Marshall Tc		3,193	5,882	6,347	3,669	2,678



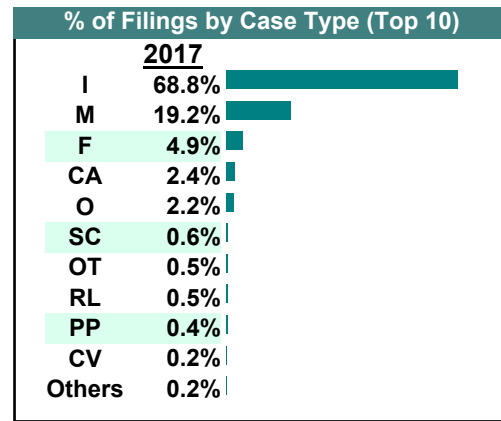
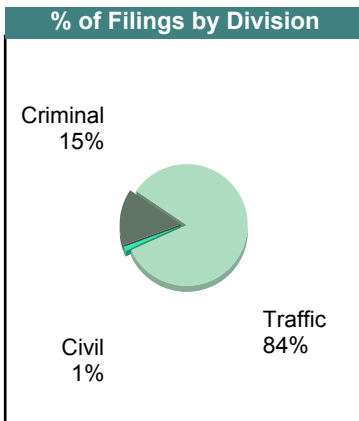

		<u>Filings</u>	<u>Hearings</u>	<u>Transactions</u>	<u>Concluded</u>	<u>Cont</u>
<u>Criminal</u>						
Capias	CA	65	136	136	65	71
Civil Violation	CV	7	17	18	7	11
Felony	F	160	570	570	198	372
Misdemeanor	M	467	1,071	1,073	425	648
Show Cause	SC	15	30	30	17	13
Criminal Total		714	1,824	1,827	712	1,115
<u>Traffic</u>						
Capias	CA	43	111	111	55	56
Felony	F	10	27	27	8	19
Infraction	I	3,214	3,385	3,750	2,966	784
Misdemeanor	M	407	893	893	471	422
Other	O	97	109	110	105	5
Restricted O/L	RL	16	16	16	16	-
Show Cause	SC	13	40	40	21	19
Traffic Total		3,800	4,581	4,947	3,642	1,305
<u>Civil</u>						
Bond Forfeiture	BF	4	4	7	4	3
Other	OT	13	0	13	13	-
Protective Order	PO	12	0	12	12	-
Prelim Prot Order	PP	17	19	43	24	19
Show Cause	SC	0	0	1	1	-
Civil Total		46	23	76	54	22
Richmond-John Marshall Tc		4,560	6,428	6,850	4,408	2,442



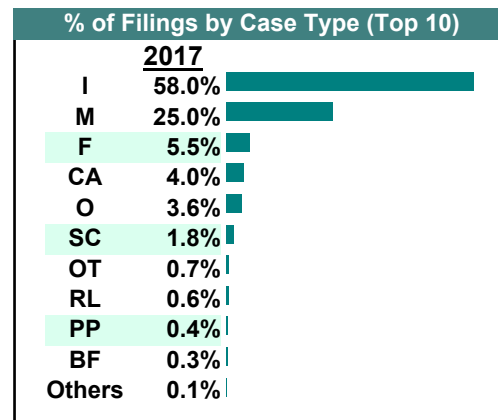
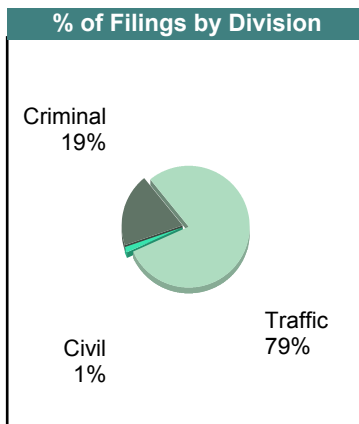

		<u>Filings</u>	<u>Hearings</u>	<u>Transactions</u>	<u>Concluded</u>	<u>Cont</u>
<u>Criminal</u>						
Capias	CA	63	133	133	54	79
Civil Violation	CV	5	14	14	6	8
Felony	F	237	504	504	112	392
Misdemeanor	M	372	791	798	297	501
Show Cause	SC	19	32	32	14	18
Criminal Total		696	1,474	1,481	483	998
<u>Traffic</u>						
Capias	CA	53	109	109	54	55
Felony	F	6	20	20	7	13
Infraction	I	3,108	3,513	3,941	3,024	917
Misdemeanor	M	383	808	809	382	427
Other	O	76	92	94	81	13
Restricted O/L	RL	19	19	19	16	-
Show Cause	SC	18	49	49	29	20
Traffic Total		3,663	4,610	5,041	3,593	1,445
<u>Civil</u>						
Bond Forfeiture	BF	2	1	5	4	1
Other	OT	18	1	18	17	-
Protective Order	PO	4	0	4	4	-
Prelim Prot Order	PP	22	28	42	14	28
Civil Total		46	30	69	39	29
Richmond-John Marshall Tc		4,405	6,114	6,591	4,115	2,472



		<u>Filings</u>	<u>Hearings</u>	<u>Transactions</u>	<u>Concluded</u>	<u>Cont</u>
<u>Criminal</u>						
Capias	CA	57	133	133	52	81
Civil Violation	CV	10	27	27	11	16
Felony	F	195	437	437	126	311
Misdemeanor	M	337	774	776	312	464
Show Cause	SC	10	21	21	9	12
Criminal Total		609	1,392	1,394	510	884
<u>Traffic</u>						
Capias	CA	43	89	89	44	45
Felony	F	7	27	27	4	23
Infraction	I	2,829	2,971	3,415	2,381	1,034
Misdemeanor	M	452	859	861	407	454
Other	O	91	108	108	86	22
Restricted O/L	RL	19	20	20	20	-
Show Cause	SC	13	39	39	25	14
Traffic Total		3,454	4,113	4,559	2,967	1,592
<u>Civil</u>						
Bond Forfeiture	BF	2	2	8	7	1
Other	OT	22	0	22	22	-
Protective Order	PO	6	0	6	6	-
Prelim Prot Order	PP	18	20	39	19	20
Civil Total		48	22	75	54	21
Richmond-John Marshall Tc		4,111	5,527	6,028	3,531	2,497



		<u>Filings</u>	<u>Hearings</u>	<u>Transactions</u>	<u>Concluded</u>	<u>Cont</u>
<u>Criminal</u>						
Capias	CA	64	123	123	53	70
Civil Violation	CV	2	11	11	3	8
Felony	F	135	363	363	130	233
Misdemeanor	M	288	753	753	283	470
Show Cause	SC	19	34	34	19	15
Criminal Total		508	1,284	1,284	488	796
<u>Traffic</u>						
Capias	CA	41	117	117	49	68
Felony	F	8	23	23	10	13
Infraction	I	1,512	1,709	2,098	1,458	640
Misdemeanor	M	365	857	857	393	464
Other	O	94	107	107	91	16
Restricted O/L	RL	16	17	17	15	2
Show Cause	SC	28	69	69	30	39
Traffic Total		2,064	2,899	3,288	2,046	1,242
<u>Civil</u>						
Bond Forfeiture	BF	8	5	10	5	5
Other	OT	18	0	18	18	-
Prelim Prot Order	PP	11	11	17	6	11
Civil Total		37	16	45	29	16
Richmond-John Marshall Tc		2,609	4,199	4,617	2,563	2,054

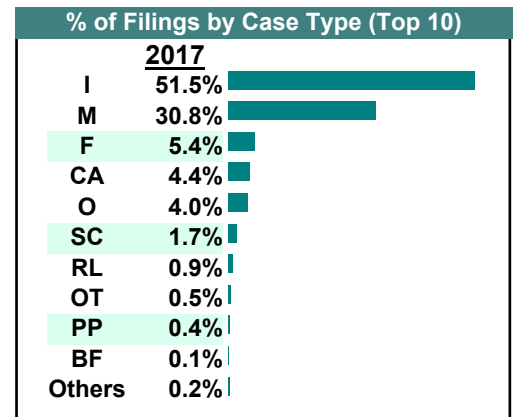
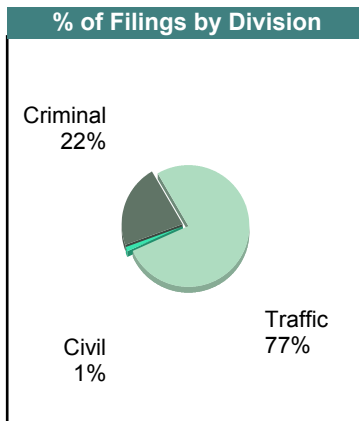



		<u>Filings</u>	<u>Hearings</u>	<u>Transactions</u>	<u>Concluded</u>	<u>Cont</u>
<u>Criminal</u>						
Capias	CA	48	108	108	44	64
Civil Violation	CV	3	15	15	3	12
Felony	F	116	344	344	116	228
Misdemeanor	M	310	753	754	300	454
Show Cause	SC	10	22	22	9	13
Criminal Total		487	1,242	1,243	472	771

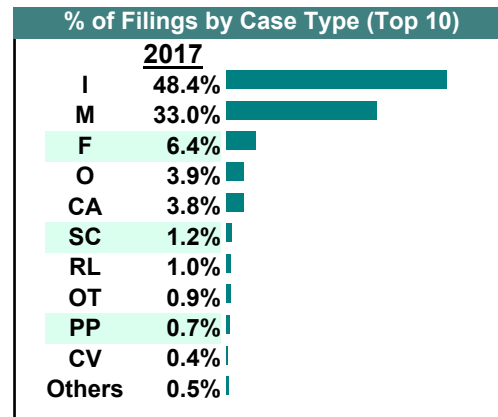
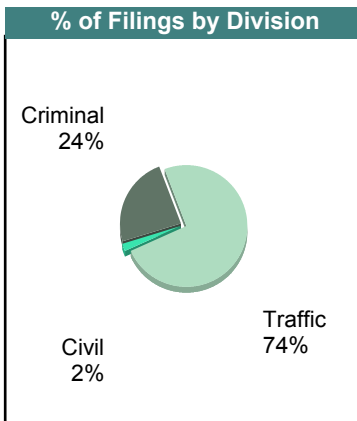
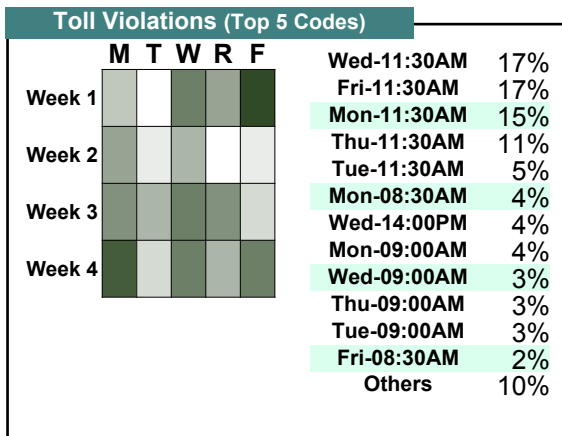
		<u>Filings</u>	<u>Hearings</u>	<u>Transactions</u>	<u>Concluded</u>	<u>Cont</u>
<u>Traffic</u>						
Capias	CA	49	105	105	52	53
Civil Violation	CV	0	1	1	1	-
Felony	F	3	21	21	11	10
Infraction	I	1,131	1,094	1,474	1,045	429
Misdemeanor	M	368	745	745	358	387
Other	O	89	107	110	96	14
Restricted O/L	RL	19	21	21	20	1
Show Cause	SC	26	62	62	30	32
Traffic Total		1,685	2,156	2,539	1,613	926

		<u>Filings</u>	<u>Hearings</u>	<u>Transactions</u>	<u>Concluded</u>	<u>Cont</u>
<u>Civil</u>						
Bond Forfeiture	BF	3	3	4	1	3
Other	OT	12	0	12	12	-
Protective Order	PO	2	0	2	2	-
Prelim Prot Order	PP	8	8	14	6	8
Show Cause	SC	1	1	1	0	1
Civil Total		26	12	33	21	12


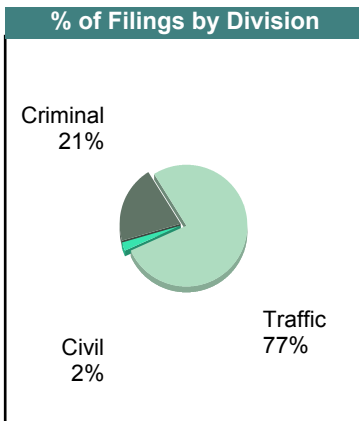
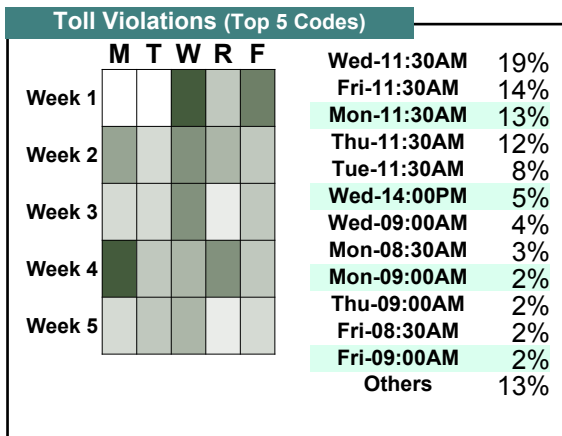
Richmond-John Marshall Tc		2,198	3,410	3,815	2,106	1,709
----------------------------------	--	--------------	--------------	--------------	--------------	--------------




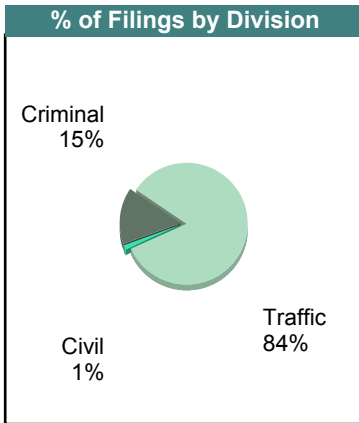
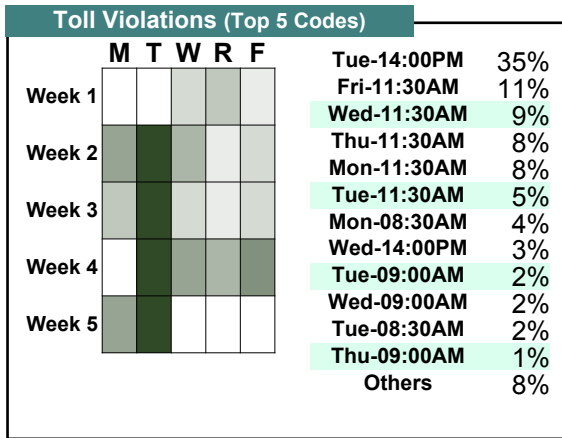
		Filings	Hearings	Transactions	Concluded	Cont
<u>Criminal</u>						
Capias	CA	42	72	72	26	46
Civil Violation	CV	8	14	14	2	12
Felony	F	126	306	306	72	234
Misdemeanor	M	314	628	631	198	433
Show Cause	SC	7	20	20	10	10
Criminal Total		497	1,040	1,043	308	735
<u>Traffic</u>						
Capias	CA	38	81	81	30	51
Felony	F	7	16	16	3	13
Infraction	I	1,012	1,468	1,789	1,364	425
Misdemeanor	M	376	736	736	325	411
Other	O	81	101	101	78	23
Restricted O/L	RL	20	20	20	19	1
Show Cause	SC	18	59	59	25	34
Traffic Total		1,552	2,481	2,802	1,844	958
<u>Civil</u>						
Bond Forfeiture	BF	3	2	6	4	2
Other	OT	19	0	19	19	-
Protective Order	PO	7	0	7	7	-
Prelim Prot Order	PP	14	13	26	13	13
Civil Total		43	15	58	43	15
Richmond-John Marshall Tc		2,092	3,536	3,903	2,195	1,708



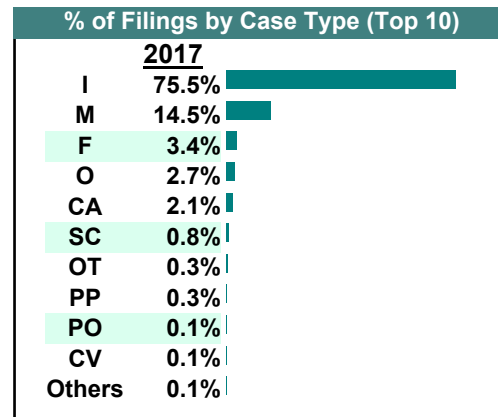
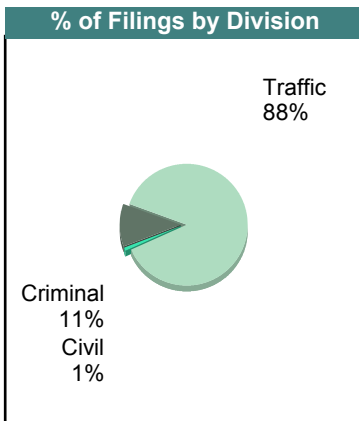
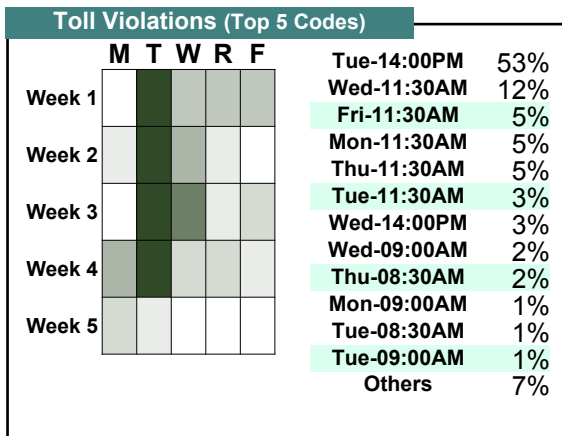
		Filings	Hearings	Transactions	Concluded	Cont
<u>Criminal</u>						
Capias	CA	32	77	77	34	43
Civil Violation	CV	5	14	14	4	10
Felony	F	110	360	360	123	237
Misdemeanor	M	229	642	644	252	392
Show Cause	SC	13	18	18	8	10
Criminal Total		389	1,111	1,113	421	692
<u>Traffic</u>						
Capias	CA	42	103	103	41	62
Felony	F	10	32	32	8	24
Infraction	I	882	1,460	1,743	1,260	483
Misdemeanor	M	359	806	807	378	429
Other	O	102	115	116	98	18
Restricted O/L	RL	40	40	40	40	-
Show Cause	SC	24	79	79	33	46
Traffic Total		1,459	2,635	2,920	1,858	1,062
<u>Civil</u>						
Bond Forfeiture	BF	0	3	3	1	2
Other	OT	23	0	23	23	-
Protective Order	PO	4	0	5	5	-
Prelim Prot Order	PP	15	11	30	19	11
Civil Total		42	14	61	48	13
Richmond-John Marshall Tc		1,890	3,760	4,094	2,327	1,767



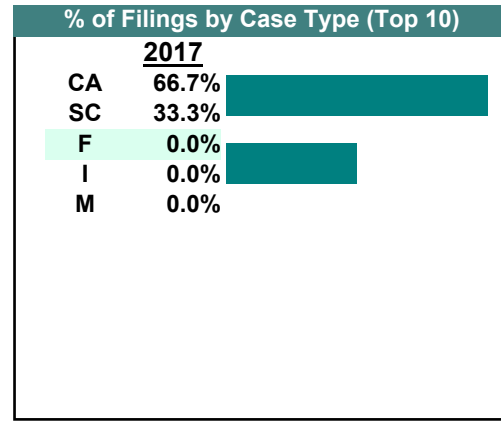
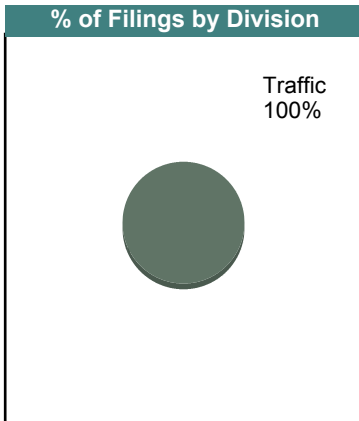
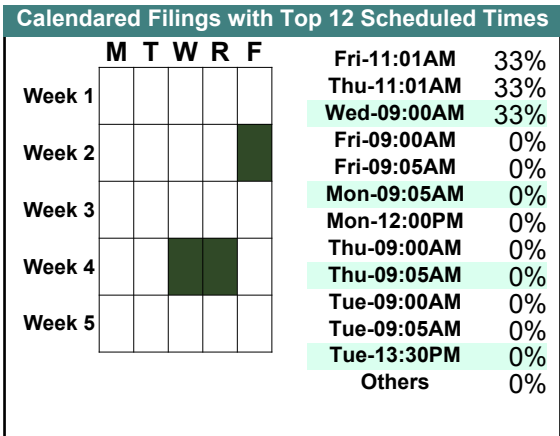
		<u>Filings</u>	<u>Hearings</u>	<u>Transactions</u>	<u>Concluded</u>	<u>Cont</u>
<u>Criminal</u>						
Capias	CA	32	55	55	18	37
Civil Violation	CV	1	9	9	4	5
Felony	F	134	330	330	106	224
Misdemeanor	M	242	564	565	193	372
Show Cause	SC	4	17	17	9	8
Criminal Total		413	975	976	330	646
<u>Traffic</u>						
Capias	CA	44	103	103	48	55
Civil Violation	CV	1	1	1	1	-
Felony	F	12	21	21	4	17
Infraction	I	1,835	2,488	2,747	2,172	575
Misdemeanor	M	280	678	678	316	362
Other	O	91	108	108	92	16
Restricted O/L	RL	17	17	17	17	-
Show Cause	SC	31	66	66	27	39
Traffic Total		2,311	3,482	3,741	2,677	1,064
<u>Civil</u>						
Bond Forfeiture	BF	3	3	3	0	3
Other	OT	14	0	14	14	-
Protective Order	PO	3	0	3	3	-
Prelim Prot Order	PP	13	16	25	9	16
Civil Total		33	19	45	26	19
Richmond-John Marshall Tc		2,757	4,476	4,762	3,033	1,729



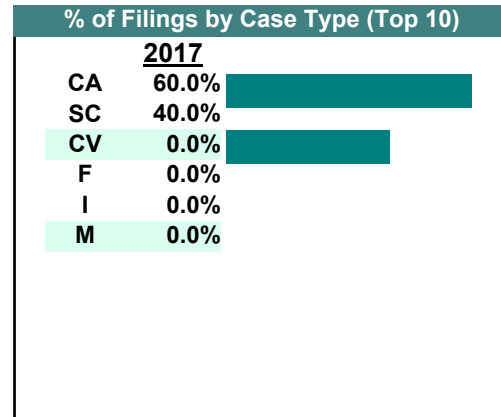
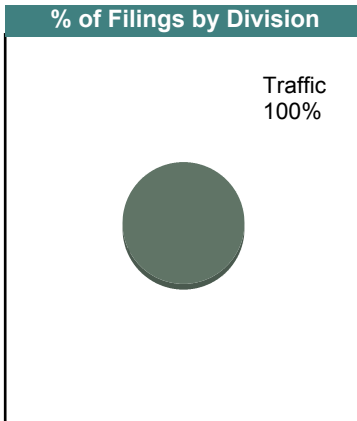
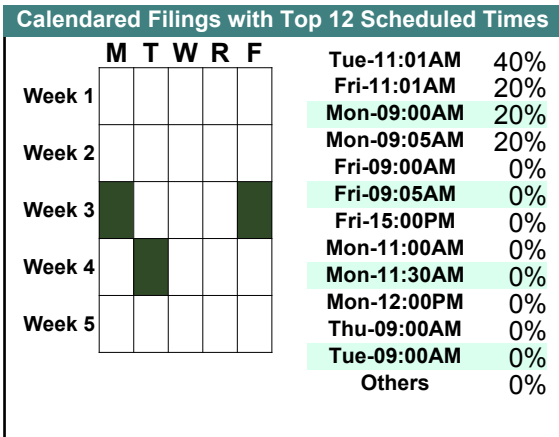
		Filings	Hearings	Transactions	Concluded	Cont
<u>Criminal</u>						
Capias	CA	33	54	54	30	24
Civil Violation	CV	2	7	7	3	4
Felony	F	120	332	332	114	218
Misdemeanor	M	264	602	604	232	372
Show Cause	SC	7	21	21	10	11
Criminal Total		426	1,016	1,018	389	629
<u>Traffic</u>						
Capias	CA	45	94	94	40	54
Felony	F	5	14	14	5	9
Infraction	I	2,806	3,555	3,833	2,748	1,085
Misdemeanor	M	275	777	777	421	356
Other	O	102	121	122	101	21
Restricted O/L	RL	2	3	3	3	-
Show Cause	SC	24	48	48	26	22
Traffic Total		3,259	4,612	4,891	3,344	1,547
<u>Civil</u>						
Bond Forfeiture	BF	1	2	3	2	1
Other	OT	13	0	13	13	-
Protective Order	PO	5	0	5	5	-
Prelim Prot Order	PP	11	9	19	10	9
Civil Total		30	11	40	30	10
Richmond-John Marshall Tc		3,715	5,639	5,949	3,763	2,186



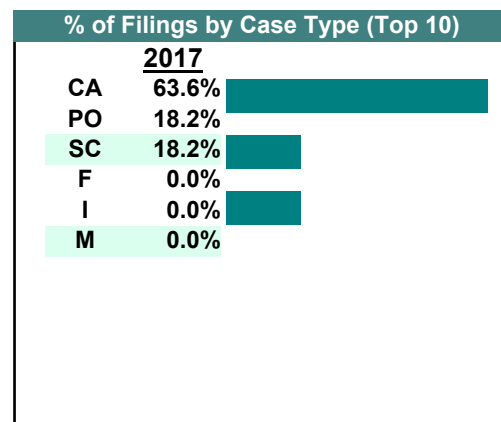
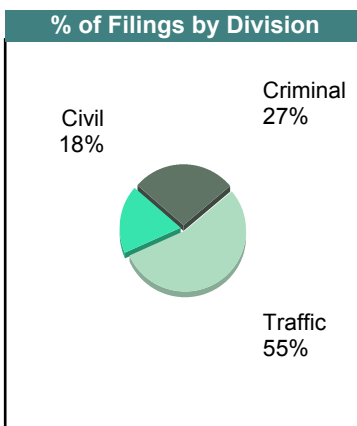
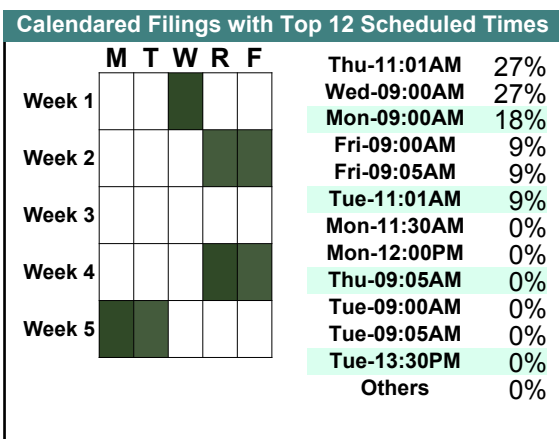
		<u>Filings</u>	<u>Hearings</u>	<u>Transactions</u>	<u>Concluded</u>	<u>Cont</u>
<u>Criminal</u>						
Capias	CA	0	9	9	3	6
Felony	F	0	3	3	3	-
Misdemeanor	M	0	54	54	47	7
Show Cause	SC	0	5	5	4	1
Criminal Total		0	71	71	57	14
<u>Traffic</u>						
Capias	CA	2	26	26	11	15
Infraction	I	0	5	7	6	1
Misdemeanor	M	0	28	28	17	11
Show Cause	SC	1	3	3	1	2
Traffic Total		3	62	64	35	29
Richmond-Manch Totals		3	133	135	92	43



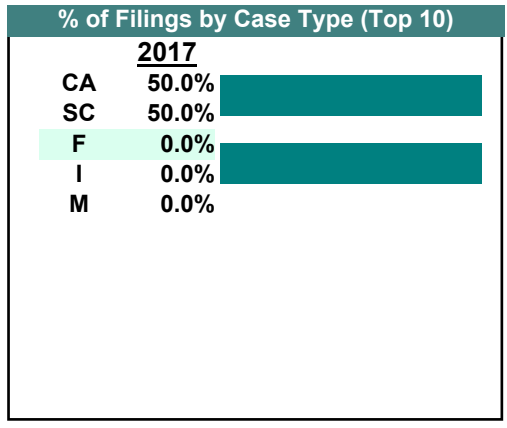
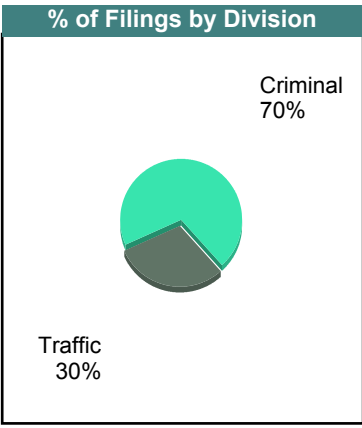
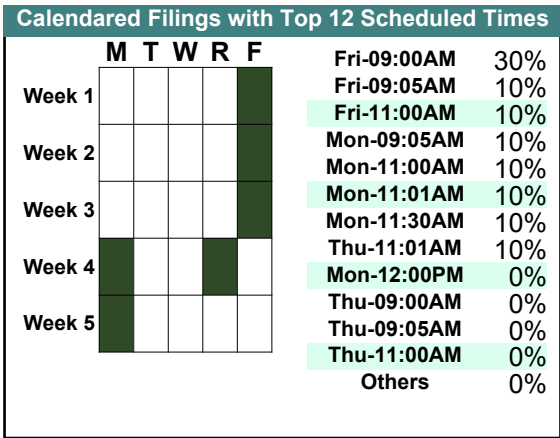
		<u>Filings</u>	<u>Hearings</u>	<u>Transactions</u>	<u>Concluded</u>	<u>Cont</u>
<u>Criminal</u>						
Capias	CA	0	18	18	9	6
Felony	F	0	12	13	2	11
Misdemeanor	M	0	38	38	28	10
Show Cause	SC	0	1	1	1	-
Criminal Total		0	69	70	40	27
<u>Traffic</u>						
Capias	CA	3	11	11	6	5
Civil Violation	CV	0	0	1	1	-
Felony	F	0	0	1	1	-
Infraction	I	0	3	9	9	-
Misdemeanor	M	0	27	27	23	4
Show Cause	SC	2	3	3	2	1
Traffic Total		5	44	52	42	10
Richmond-Manch Totals		5	113	122	82	37



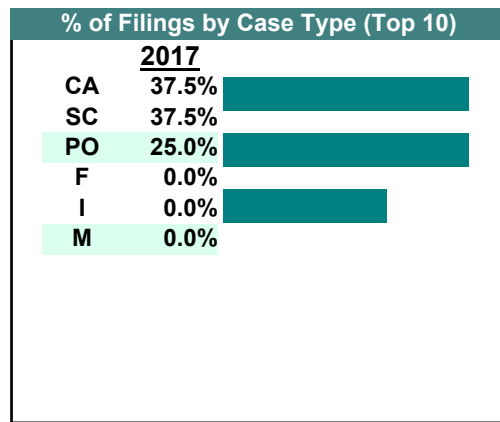
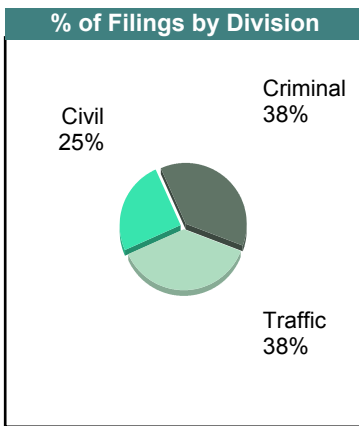
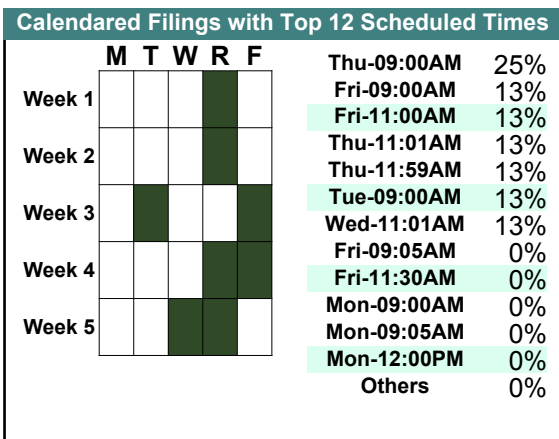
		<u>Filings</u>	<u>Hearings</u>	<u>Transactions</u>	<u>Concluded</u>	<u>Cont</u>
<u>Criminal</u>						
Capias	CA	2	25	25	12	13
Felony	F	0	14	14	7	6
Misdemeanor	M	0	18	18	5	13
Show Cause	SC	1	5	5	3	2
Criminal Total		3	62	62	27	34
<u>Traffic</u>						
Capias	CA	5	10	10	5	5
Infraction	I	0	5	5	2	3
Misdemeanor	M	0	16	16	6	10
Show Cause	SC	1	4	4	2	2
Traffic Total		6	35	35	15	20
<u>Civil</u>						
Protective Order	PO	2	1	3	2	-
Civil Total		2	1	3	2	0
Richmond-Manch Totals		11	98	100	44	54



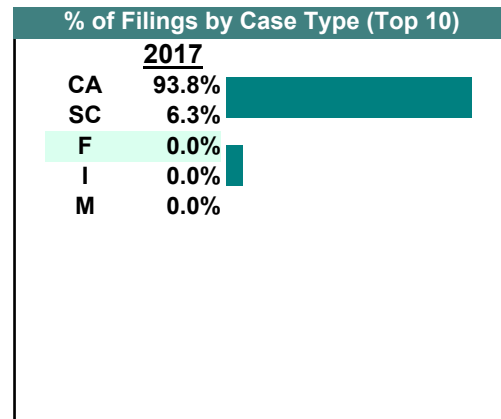
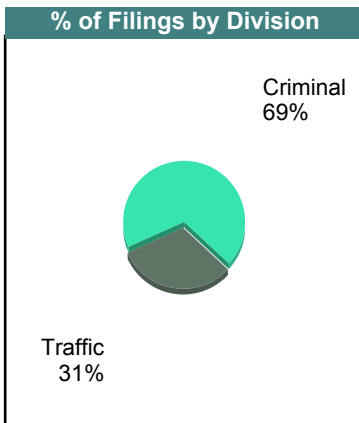
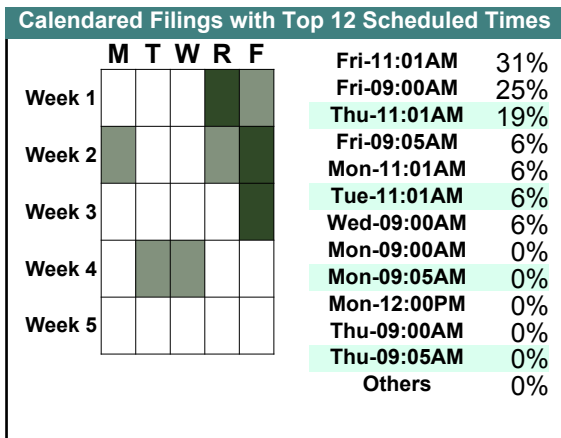
		Filings	Hearings	Transactions	Concluded	Cont
<u>Criminal</u>						
Capias	CA	5	38	38	21	16
Felony	F	0	10	10	4	6
Misdemeanor	M	0	26	26	12	14
Show Cause	SC	2	11	11	8	2
Criminal Total		7	85	85	45	38
<u>Traffic</u>						
Capias	CA	0	21	21	8	12
Infraction	I	0	6	6	2	4
Misdemeanor	M	0	24	24	10	14
Show Cause	SC	3	12	12	7	5
Traffic Total		3	63	63	27	35
Richmond-Manch Totals		10	148	148	72	73



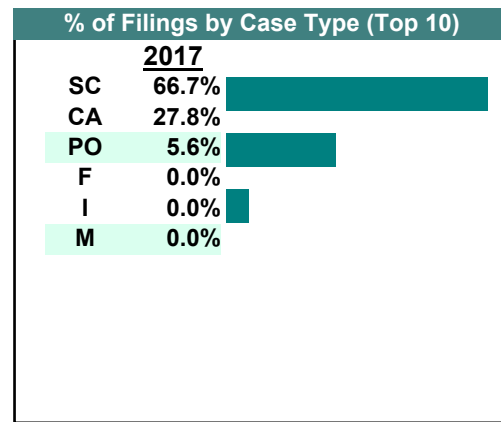
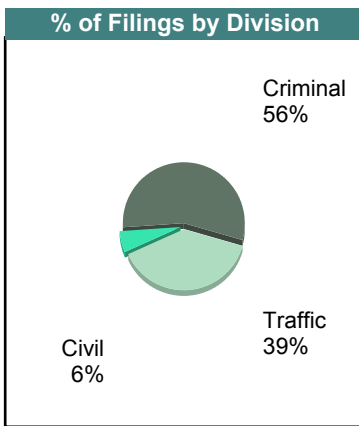
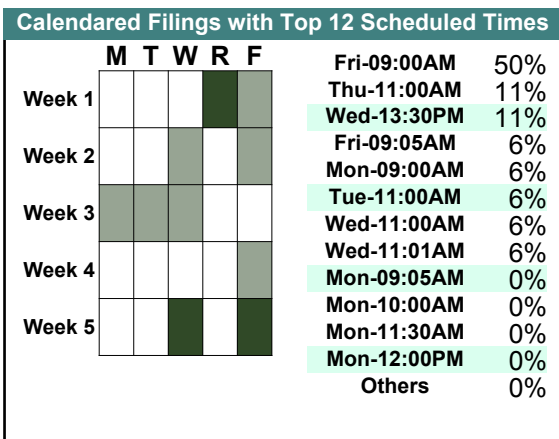
		Filings	Hearings	Transactions	Concluded	Cont
<u>Criminal</u>						
Capias	CA	2	36	36	9	27
Felony	F	0	10	10	1	9
Misdemeanor	M	0	25	25	7	18
Show Cause	SC	1	6	6	3	3
Criminal Total		3	77	77	20	57
<u>Traffic</u>						
Capias	CA	1	12	12	5	7
Infraction	I	0	1	2	1	1
Misdemeanor	M	0	21	21	14	7
Show Cause	SC	2	7	7	4	3
Traffic Total		3	41	42	24	18
<u>Civil</u>						
Protective Order	PO	2	2	2	0	-
Civil Total		2	2	2	0	0
Richmond-Manch Totals		8	120	121	44	75



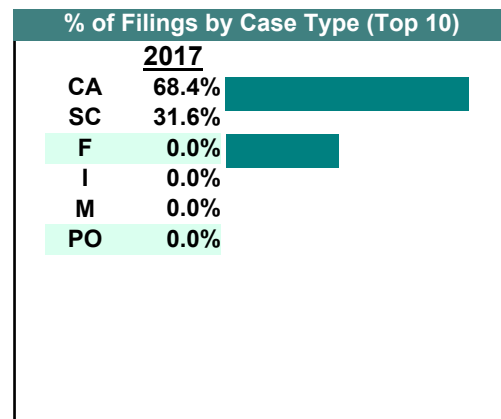
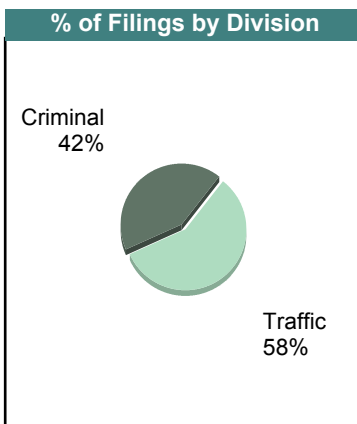
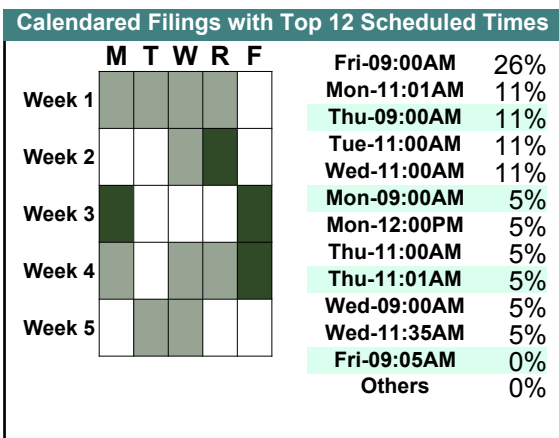
		<u>Filings</u>	<u>Hearings</u>	<u>Transactions</u>	<u>Concluded</u>	<u>Cont</u>
<u>Criminal</u>						
Capias	CA	10	44	44	15	29
Felony	F	0	6	6	0	6
Misdemeanor	M	0	33	33	16	17
Show Cause	SC	1	12	12	2	10
Criminal Total		11	95	95	33	62
<u>Traffic</u>						
Capias	CA	5	20	20	11	9
Infraction	I	0	6	6	4	2
Misdemeanor	M	0	20	20	7	13
Show Cause	SC	0	6	6	3	3
Traffic Total		5	52	52	25	27
Richmond-Manch Totals		16	147	147	58	89



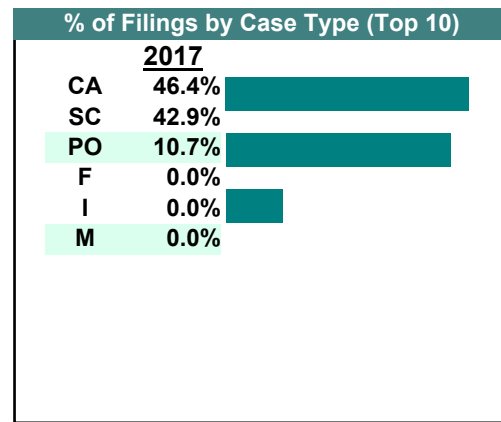
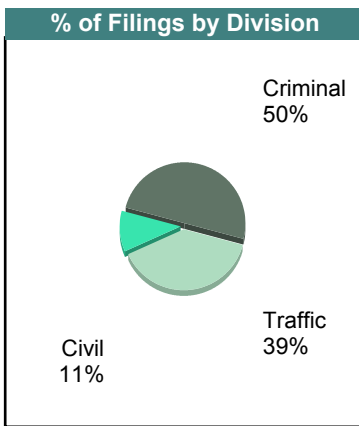

		<u>Filings</u>	<u>Hearings</u>	<u>Transactions</u>	<u>Concluded</u>	<u>Cont</u>
<u>Criminal</u>						
Capias	CA	3	40	40	13	27
Felony	F	0	7	7	3	4
Misdemeanor	M	0	32	32	9	23
Show Cause	SC	7	13	13	7	6
Criminal Total		10	92	92	32	60
<u>Traffic</u>						
Capias	CA	2	22	22	10	12
Infraction	I	0	7	7	1	6
Misdemeanor	M	0	31	31	14	17
Show Cause	SC	5	13	13	5	8
Traffic Total		7	73	73	30	43
<u>Civil</u>						
Protective Order	PO	1	0	1	1	-
Civil Total		1	0	1	1	0
Richmond-Manch Totals		18	165	166	63	103



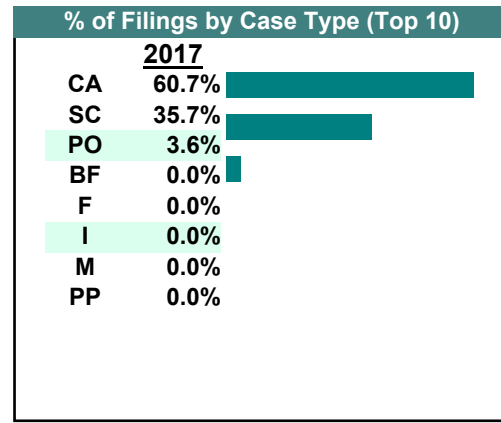
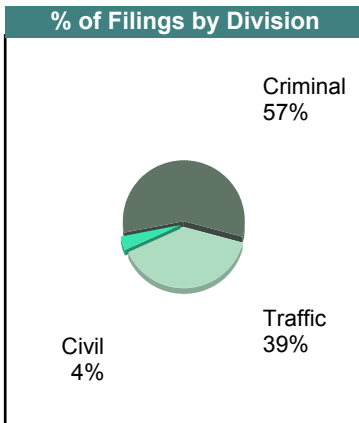
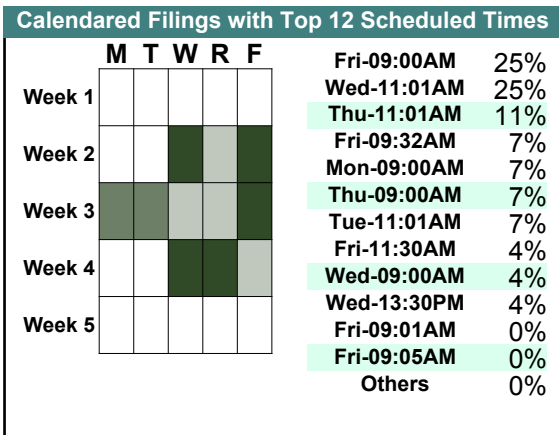
		Filings	Hearings	Transactions	Concluded	Cont
<u>Criminal</u>						
Capias	CA	4	41	41	16	25
Felony	F	0	14	14	7	7
Misdemeanor	M	0	48	48	34	14
Show Cause	SC	4	10	10	4	6
Criminal Total		8	113	113	61	52
<u>Traffic</u>						
Capias	CA	9	46	46	23	22
Felony	F	0	2	2	2	-
Infraction	I	0	11	12	10	2
Misdemeanor	M	0	57	57	28	29
Show Cause	SC	2	11	11	5	6
Traffic Total		11	127	128	68	59
<u>Civil</u>						
Protective Order	PO	0	1	1	0	-
Civil Total		0	1	1	0	0
Richmond-Manch Totals		19	241	242	129	111



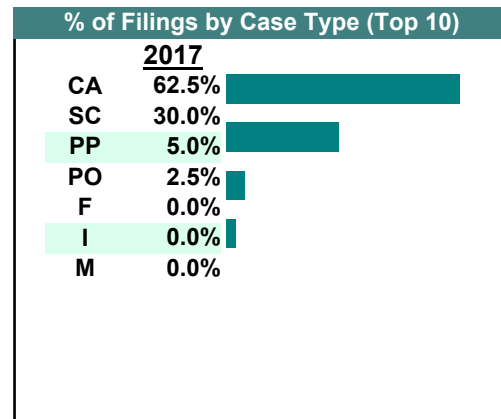
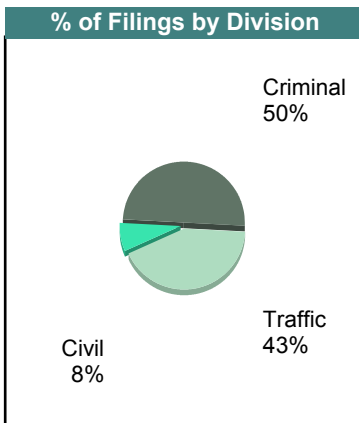
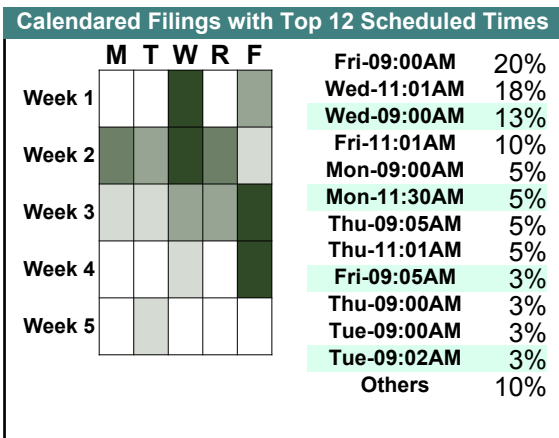
		<u>Filings</u>	<u>Hearings</u>	<u>Transactions</u>	<u>Concluded</u>	<u>Cont</u>
<u>Criminal</u>						
Capias	CA	9	55	55	15	40
Felony	F	0	20	22	12	10
Misdemeanor	M	0	73	73	28	45
Show Cause	SC	5	14	14	7	7
Criminal Total		14	162	164	62	102
<u>Traffic</u>						
Capias	CA	4	33	33	17	16
Infraction	I	0	10	10	5	5
Misdemeanor	M	0	63	63	37	26
Show Cause	SC	7	12	12	7	5
Traffic Total		11	118	118	66	52
<u>Civil</u>						
Protective Order	PO	3	2	4	2	-
Civil Total		3	2	4	2	0
Richmond-Manch Totals		28	282	286	130	154



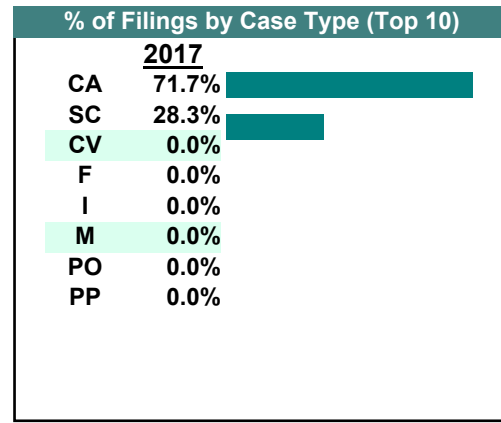
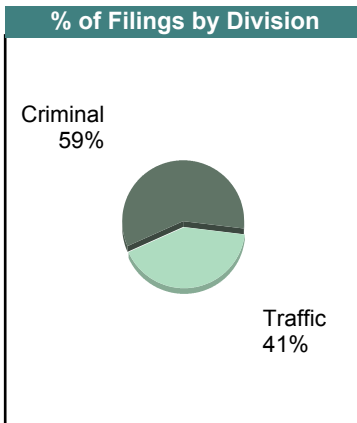
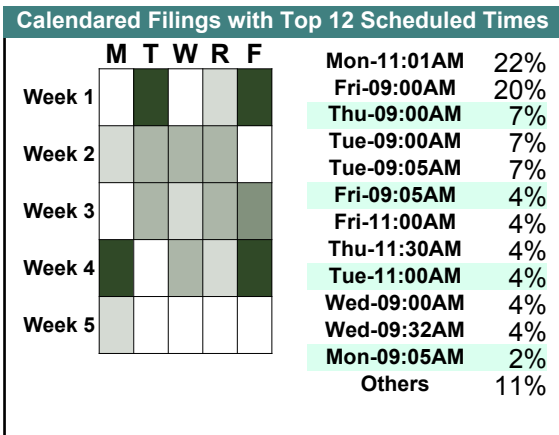
		<u>Filings</u>	<u>Hearings</u>	<u>Transactions</u>	<u>Concluded</u>	<u>Cont</u>
<u>Criminal</u>						
Capias	CA	11	85	85	34	51
Felony	F	0	54	55	24	31
Misdemeanor	M	0	108	108	43	65
Show Cause	SC	5	25	25	12	13
Criminal Total		16	272	273	113	160
<u>Traffic</u>						
Capias	CA	6	64	64	22	42
Felony	F	0	3	3	1	2
Infraction	I	0	24	24	2	22
Misdemeanor	M	0	108	108	38	70
Show Cause	SC	5	17	17	9	8
Traffic Total		11	216	216	72	144
<u>Civil</u>						
Bond Forfeiture	BF	0	0	1	1	-
Protective Order	PO	1	0	2	2	-
Prelim Prot Order	PP	0	0	5	5	-
Civil Total		1	0	8	8	0
Richmond-Manch Totals		28	488	497	193	304



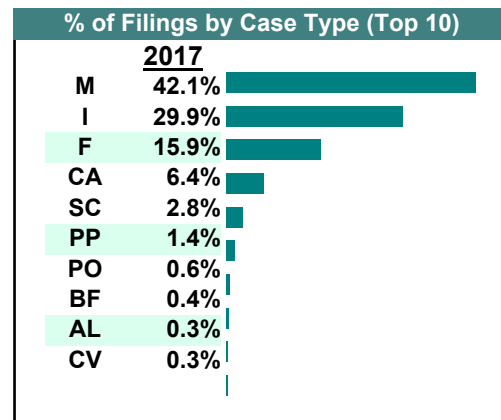
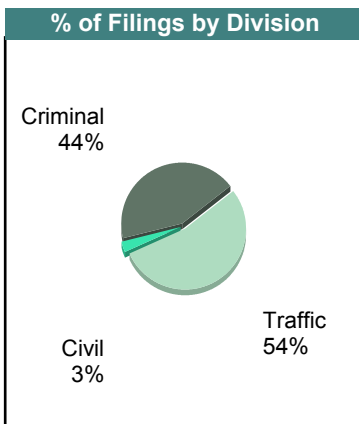
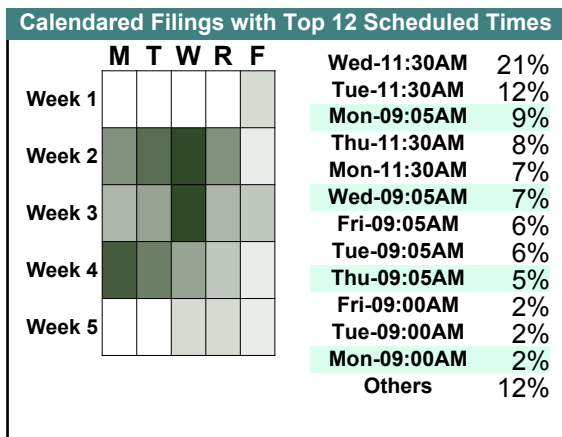
		Filings	Hearings	Transactions	Concluded	Cont
<u>Criminal</u>						
Capias	CA	12	101	101	49	52
Felony	F	0	62	65	27	38
Misdemeanor	M	0	163	163	98	65
Show Cause	SC	8	22	22	7	15
Criminal Total		20	348	351	181	170
<u>Traffic</u>						
Capias	CA	13	58	58	17	41
Felony	F	0	3	3	2	1
Infraction	I	0	18	18	8	10
Misdemeanor	M	0	79	79	25	54
Show Cause	SC	4	23	23	13	10
Traffic Total		17	181	181	65	116
<u>Civil</u>						
Protective Order	PO	1	0	3	3	-
Prelim Prot Order	PP	2	1	6	5	1
Civil Total		3	1	9	8	1
Richmond-Manch Totals		40	530	541	254	287



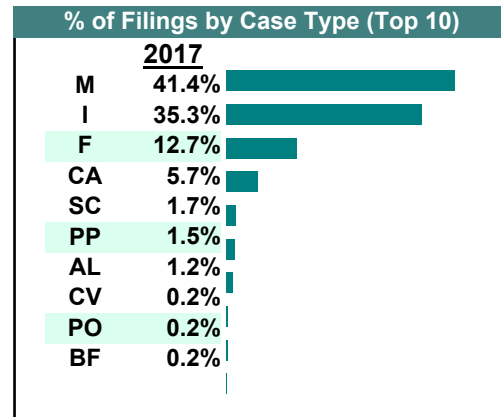
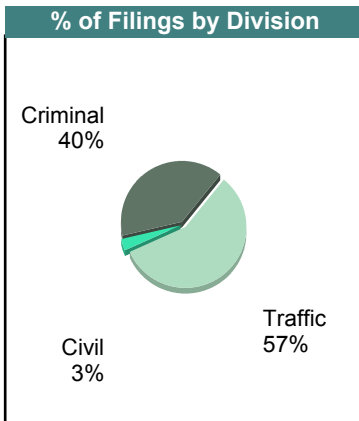
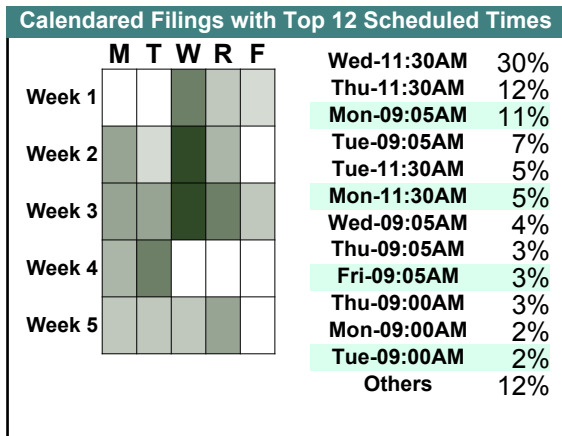
		Filings	Hearings	Transactions	Concluded	Cont
<u>Criminal</u>						
Capias	CA	21	124	124	45	79
Felony	F	0	140	150	76	74
Misdemeanor	M	0	259	259	112	147
Show Cause	SC	6	17	17	10	7
Criminal Total		27	540	550	243	307
<u>Traffic</u>						
Capias	CA	12	50	50	18	32
Civil Violation	CV	0	2	2	1	1
Felony	F	0	8	8	5	3
Infraction	I	0	54	55	37	18
Misdemeanor	M	0	125	125	48	77
Show Cause	SC	7	22	22	8	14
Traffic Total		19	261	262	117	145
<u>Civil</u>						
Protective Order	PO	0	0	5	5	-
Prelim Prot Order	PP	0	3	14	11	3
Civil Total		0	3	19	16	3
Richmond-Manch Totals		46	804	831	376	455



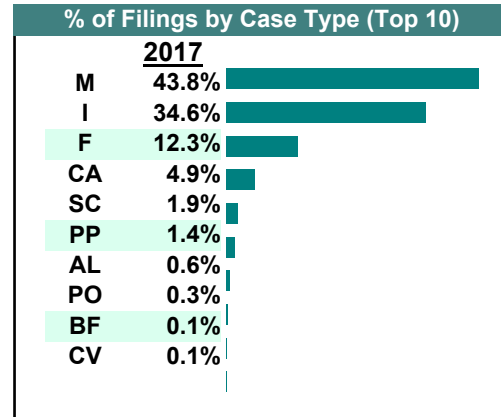
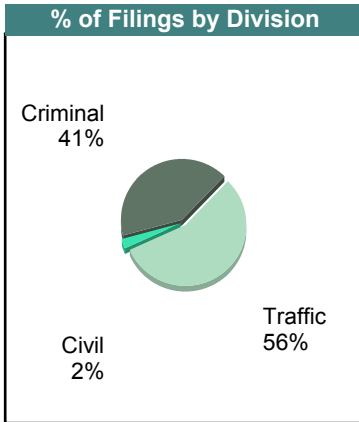
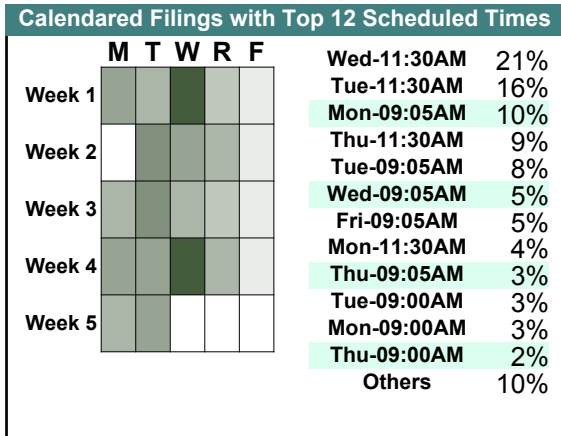
		Filings	Hearings	Transactions	Concluded	Cont
<u>Criminal</u>						
Capias	CA	38	114	114	47	67
Civil Violation	CV	2	8	8	4	4
Felony	F	180	592	607	172	435
Misdemeanor	M	246	1,000	1,000	274	726
Show Cause	SC	27	103	103	38	65
Criminal Total		493	1,817	1,832	535	1,297
<u>Traffic</u>						
Capias	CA	34	90	90	38	52
Civil Violation	CV	1	2	2	0	2
Felony	F	0	14	15	7	8
Infraction	I	338	595	678	422	256
Misdemeanor	M	231	637	638	246	391
Show Cause	SC	5	6	6	5	1
Traffic Total		609	1,344	1,429	718	710
<u>Civil</u>						
Admin License	AL	3	0	5	5	-
Bond Forfeiture	BF	4	6	9	3	6
Protective Order	PO	7	1	7	6	-
Prelim Prot Order	PP	16	12	40	29	11
Civil Total		30	19	61	43	17
Richmond-Marsh Totals		1,132	3,180	3,322	1,296	2,024



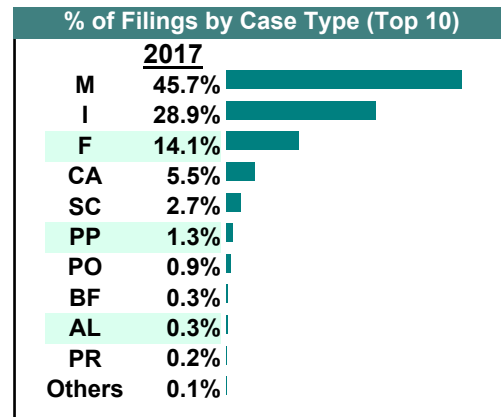
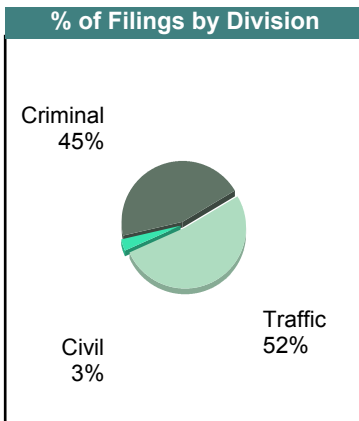
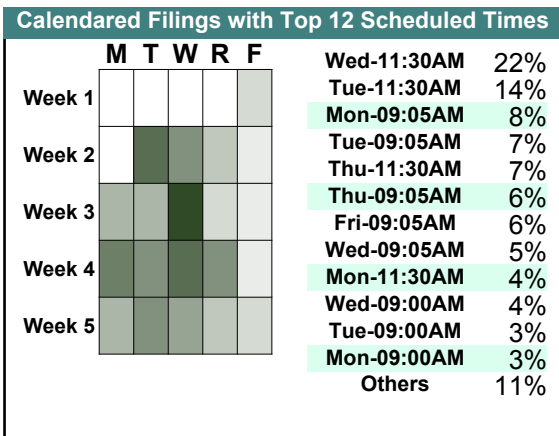
		Filings	Hearings	Transactions	Concluded	Cont
<u>Criminal</u>						
Capias	CA	44	152	152	79	73
Civil Violation	CV	3	7	7	1	6
Felony	F	157	591	606	224	381
Misdemeanor	M	280	1,086	1,088	396	692
Show Cause	SC	17	58	58	25	32
Criminal Total		501	1,894	1,911	725	1,184
<u>Traffic</u>						
Capias	CA	28	75	75	21	54
Felony	F	4	17	17	6	11
Infraction	I	447	684	797	468	327
Misdemeanor	M	244	638	638	215	422
Show Cause	SC	4	6	6	5	1
Traffic Total		727	1,420	1,533	715	815
<u>Civil</u>						
Admin License	AL	15	1	15	14	1
Bond Forfeiture	BF	2	4	9	5	3
Protective Order	PO	3	0	3	3	-
Prelim Prot Order	PP	19	14	34	20	14
Civil Total		39	19	61	42	18
Richmond-Marsh Totals		1,267	3,333	3,505	1,482	2,017



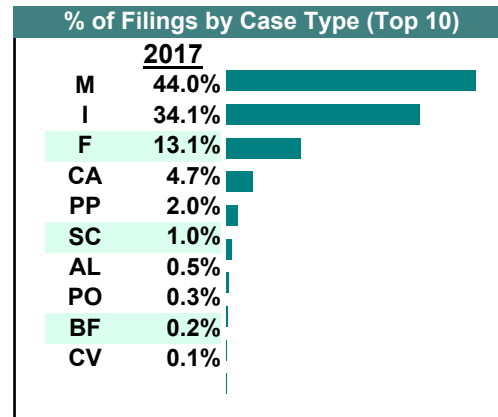
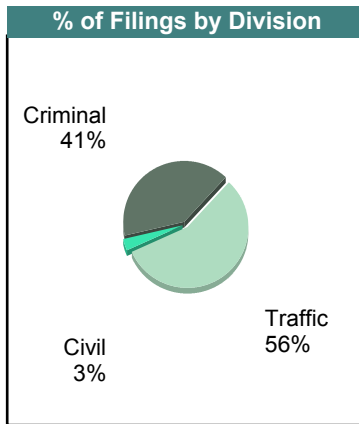
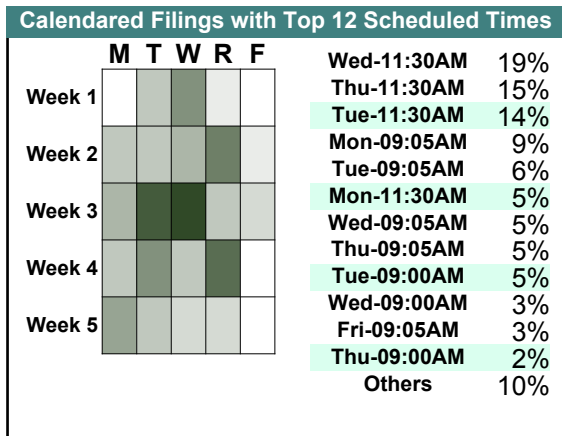
		Filings	Hearings	Transactions	Concluded	Cont
<u>Criminal</u>						
Capias	CA	37	188	188	76	112
Civil Violation	CV	1	5	5	2	3
Felony	F	186	855	881	325	556
Misdemeanor	M	392	1,303	1,308	445	863
Show Cause	SC	24	101	101	25	76
Criminal Total		640	2,452	2,483	873	1,610
<u>Traffic</u>						
Capias	CA	39	87	87	42	45
Felony	F	4	23	24	8	16
Infraction	I	534	871	1,022	615	407
Misdemeanor	M	284	780	780	372	408
Show Cause	SC	6	9	9	5	4
Traffic Total		867	1,770	1,922	1,042	880
<u>Civil</u>						
Admin License	AL	9	1	9	8	1
Bond Forfeiture	BF	2	4	6	2	4
Protective Order	PO	4	0	6	6	-
Prelim Prot Order	PP	22	19	47	28	19
Civil Total		37	24	68	44	24
Richmond-Marsh Totals		1,544	4,246	4,473	1,959	2,514



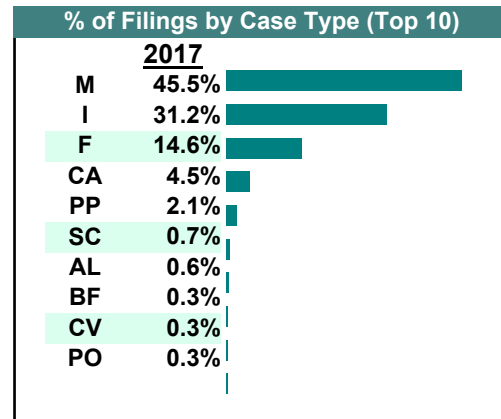
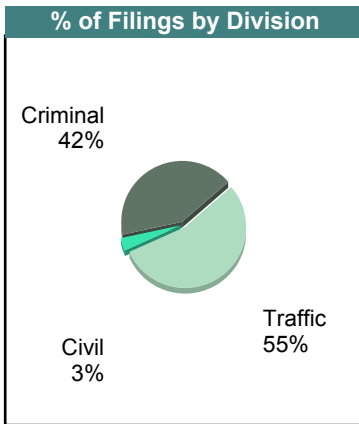
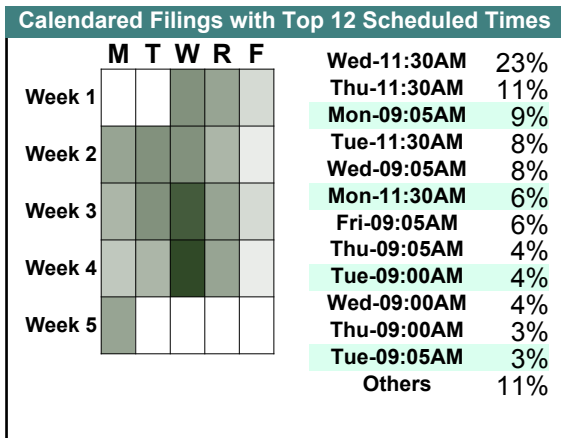
		Filings	Hearings	Transactions	Concluded	Cont
<u>Criminal</u>						
Capias	CA	47	183	183	57	126
Civil Violation	CV	1	8	8	2	6
Felony	F	213	788	811	187	624
Misdemeanor	M	412	1,363	1,381	492	889
Show Cause	SC	36	95	95	34	61
Criminal Total		709	2,437	2,478	772	1,706
<u>Traffic</u>						
Capias	CA	40	83	83	34	49
Felony	F	9	31	31	7	24
Infraction	I	456	798	885	493	392
Misdemeanor	M	309	885	885	379	506
Show Cause	SC	7	10	10	8	2
Traffic Total		821	1,807	1,894	921	973
<u>Civil</u>						
Admin License	AL	4	1	5	4	-
Bond Forfeiture	BF	5	7	12	5	7
Other	OT	1	0	1	1	-
Protective Order	PO	14	1	16	15	1
Prelim Prot Order	PP	20	18	43	26	17
Petition-Restore Arms	PR	3	0	3	3	-
Civil Total		47	27	80	54	25
Richmond-Marsh Totals		1,577	4,271	4,452	1,747	2,704



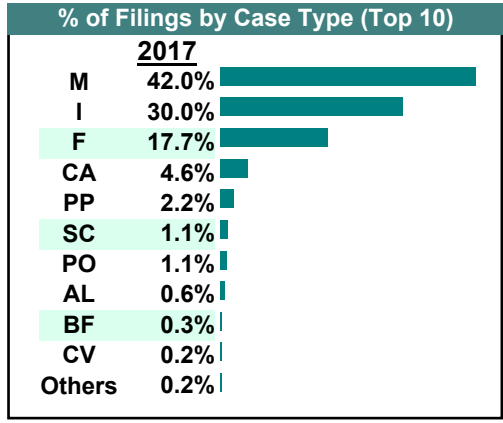
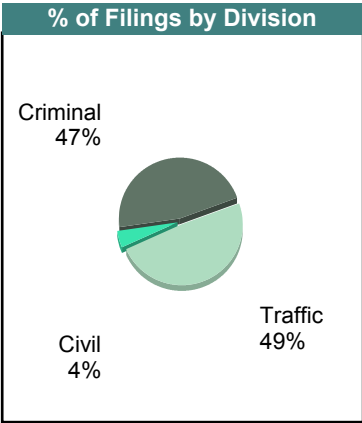
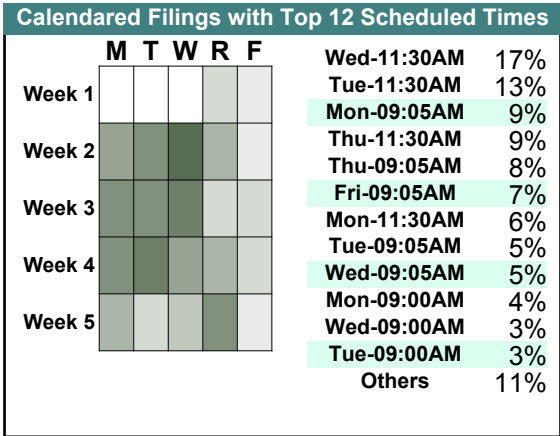
		Filings	Hearings	Transactions	Concluded	Cont
<u>Criminal</u>						
Capias	CA	59	174	174	52	122
Civil Violation	CV	1	5	5	2	3
Felony	F	220	752	766	174	592
Misdemeanor	M	413	1,174	1,185	383	802
Show Cause	SC	13	48	48	16	32
Criminal Total		706	2,153	2,178	627	1,551
<u>Traffic</u>						
Capias	CA	23	63	63	22	41
Felony	F	8	34	35	14	21
Infraction	I	591	749	879	518	360
Misdemeanor	M	350	684	685	240	445
Show Cause	SC	4	7	7	4	3
Traffic Total		976	1,537	1,669	798	870
<u>Civil</u>						
Admin License	AL	8	1	8	7	-
Bond Forfeiture	BF	3	4	5	1	4
Protective Order	PO	6	1	7	6	-
Prelim Prot Order	PP	35	24	52	28	23
Civil Total		52	30	72	42	27
Richmond-Marsh Totals		1,734	3,720	3,919	1,467	2,448



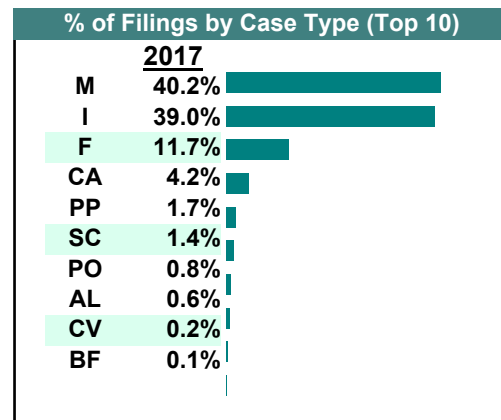
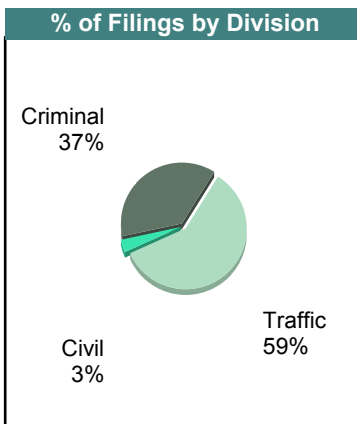
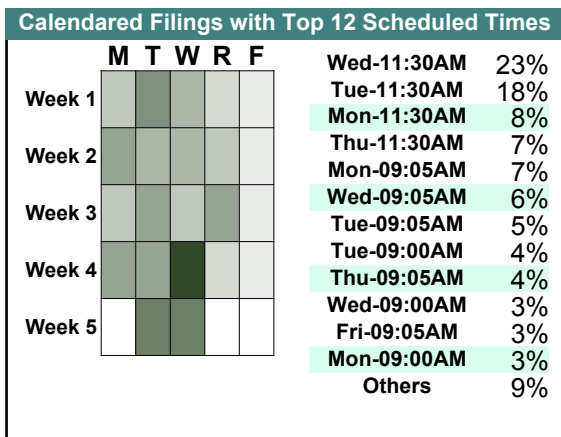
		<u>Filings</u>	<u>Hearings</u>	<u>Transactions</u>	<u>Concluded</u>	<u>Cont</u>
<u>Criminal</u>						
Capias	CA	41	155	155	59	96
Civil Violation	CV	5	14	14	7	7
Felony	F	221	698	719	229	490
Misdemeanor	M	388	1,108	1,113	430	683
Show Cause	SC	10	49	49	12	37
Criminal Total		665	2,024	2,050	737	1,313
<u>Traffic</u>						
Capias	CA	30	53	53	17	36
Felony	F	9	28	30	8	22
Infraction	I	492	683	802	521	281
Misdemeanor	M	330	692	692	270	422
Show Cause	SC	1	4	4	3	1
Traffic Total		862	1,460	1,581	819	762
<u>Civil</u>						
Admin License	AL	9	1	10	9	1
Bond Forfeiture	BF	5	5	9	4	5
Protective Order	PO	5	2	7	5	1
Prelim Prot Order	PP	33	22	62	40	22
Civil Total		52	30	88	58	29
Richmond-Marsh Totals		1,579	3,514	3,719	1,614	2,104



		<u>Filings</u>	<u>Hearings</u>	<u>Transactions</u>	<u>Concluded</u>	<u>Cont</u>
<u>Criminal</u>						
Capias	CA	68	191	191	53	138
Civil Violation	CV	4	9	9	1	8
Felony	F	320	908	936	233	703
Misdemeanor	M	460	1,353	1,375	457	917
Show Cause	SC	19	80	80	27	53
Criminal Total		871	2,541	2,591	771	1,819
<u>Traffic</u>						
Capias	CA	17	56	56	20	36
Felony	F	8	28	28	5	23
Infraction	I	557	816	967	627	340
Misdemeanor	M	321	766	766	314	452
Restricted O/L	RL	1	1	1	1	-
Show Cause	SC	2	5	5	3	2
Traffic Total		906	1,672	1,823	970	853
<u>Civil</u>						
Admin License	AL	12	1	12	11	1
Bond Forfeiture	BF	5	2	9	7	2
Impoundment	IM	1	0	1	1	-
Other	OT	2	0	2	2	-
Protective Order	PO	20	1	21	21	-
Prelim Prot Order	PP	41	30	69	39	30
Civil Total		81	34	114	81	33
Richmond-Marsh Totals		1,858	4,247	4,528	1,822	2,705

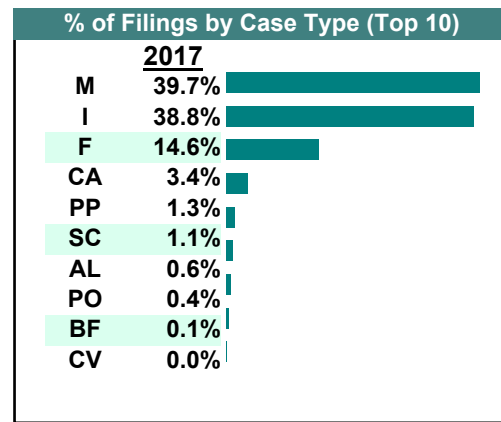
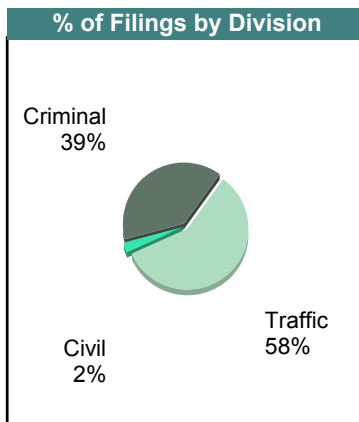
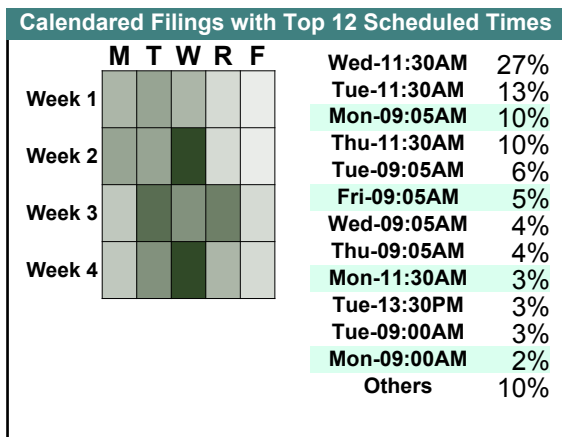


		Filings	Hearings	Transactions	Concluded	Cont
<u>Criminal</u>						
Capias	CA	61	187	187	71	116
Civil Violation	CV	5	11	11	4	7
Felony	F	230	778	807	242	565
Misdemeanor	M	444	1,295	1,300	445	855
Show Cause	SC	24	121	121	45	76
Criminal Total		764	2,392	2,426	807	1,619
<u>Traffic</u>						
Capias	CA	25	57	57	20	37
Civil Violation	CV	0	2	2	1	1
Felony	F	9	27	31	8	23
Infraction	I	797	928	1,129	689	439
Misdemeanor	M	376	758	759	288	471
Show Cause	SC	5	5	5	1	4
Traffic Total		1,212	1,777	1,983	1,007	975
<u>Civil</u>						
Admin License	AL	12	0	13	13	-
Bond Forfeiture	BF	3	3	4	1	3
Protective Order	PO	16	1	17	16	1
Prelim Prot Order	PP	35	28	60	32	28
Civil Total		66	32	94	62	32
Richmond-Marsh Totals		2,042	4,201	4,503	1,876	2,626

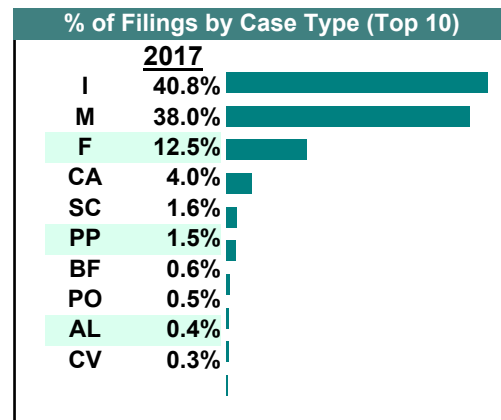
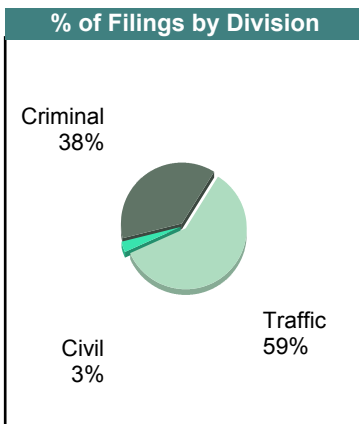
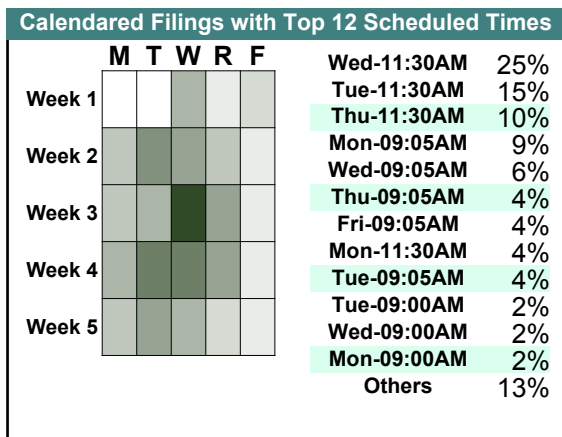


April 2017

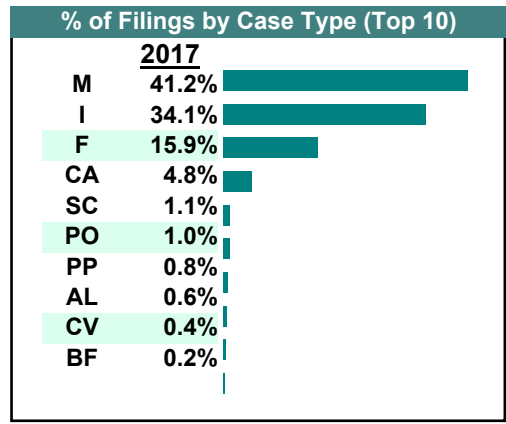
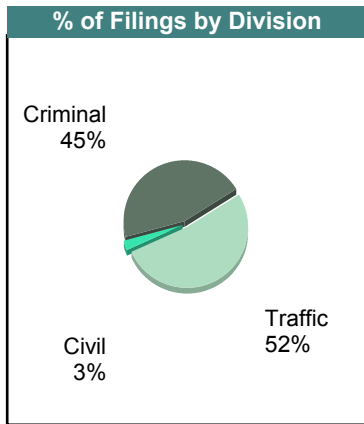
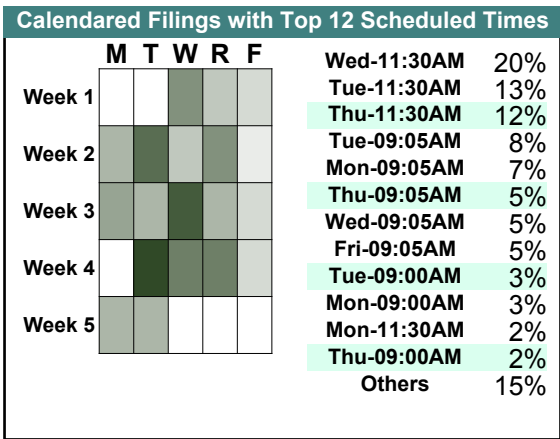
		Filings	Hearings	Transactions	Concluded	Cont
<u>Criminal</u>						
Capias	CA	37	159	159	56	103
Civil Violation	CV	0	9	9	4	5
Felony	F	239	650	670	198	472
Misdemeanor	M	375	1,252	1,253	430	823
Show Cause	SC	16	95	95	41	54
Criminal Total		667	2,165	2,186	729	1,457
<u>Traffic</u>						
Capias	CA	21	44	44	17	27
Civil Violation	CV	0	2	2	1	1
Felony	F	9	29	30	10	20
Infraction	I	662	768	941	571	370
Misdemeanor	M	302	633	634	238	396
Show Cause	SC	2	2	2	2	-
Traffic Total		996	1,478	1,653	839	814
<u>Civil</u>						
Admin License	AL	11	1	11	10	1
Bond Forfeiture	BF	2	2	3	1	2
Protective Order	PO	6	1	6	5	1
Prelim Prot Order	PP	22	19	36	17	19
Civil Total		41	23	56	33	23
Richmond-Marsh Totals		1,704	3,666	3,895	1,601	2,294



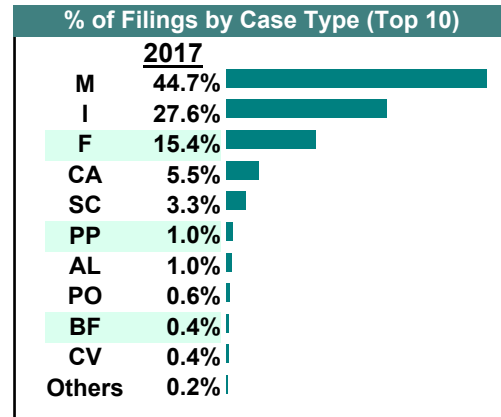
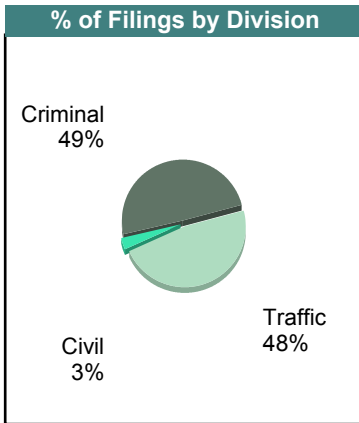
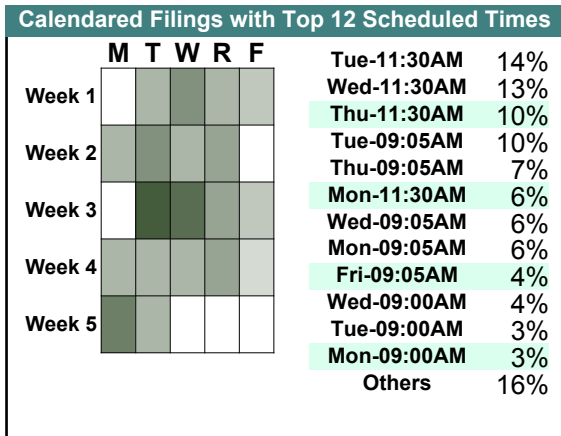
		Filings	Hearings	Transactions	Concluded	Cont
<u>Criminal</u>						
Capias	CA	50	218	218	70	148
Civil Violation	CV	5	13	13	4	9
Felony	F	234	883	906	305	601
Misdemeanor	M	422	1,430	1,431	430	1,001
Show Cause	SC	28	109	109	29	80
Criminal Total		739	2,653	2,677	838	1,839
<u>Traffic</u>						
Capias	CA	28	52	52	16	36
Civil Violation	CV	1	2	2	0	2
Felony	F	11	33	34	10	24
Infraction	I	800	863	1,097	730	367
Misdemeanor	M	322	684	684	267	417
Show Cause	SC	3	3	3	2	1
Traffic Total		1,165	1,637	1,872	1,025	847
<u>Civil</u>						
Admin License	AL	7	0	7	7	-
Bond Forfeiture	BF	11	8	16	8	8
Protective Order	PO	9	0	9	9	-
Prelim Prot Order	PP	29	27	50	23	27
Civil Total		56	35	82	47	35
Richmond-Marsh Totals		1,960	4,325	4,631	1,910	2,721



		<u>Filings</u>	<u>Hearings</u>	<u>Transactions</u>	<u>Concluded</u>	<u>Cont</u>
<u>Criminal</u>						
Capias	CA	62	208	208	65	143
Civil Violation	CV	5	9	9	2	7
Felony	F	244	822	837	243	594
Misdemeanor	M	394	1,349	1,349	434	915
Show Cause	SC	12	103	103	16	87
Criminal Total		717	2,491	2,506	760	1,746
<u>Traffic</u>						
Capias	CA	14	31	31	9	22
Civil Violation	CV	1	2	2	1	1
Felony	F	9	35	36	7	29
Infraction	I	541	600	746	471	275
Misdemeanor	M	260	555	555	215	340
Show Cause	SC	5	5	5	5	-
Traffic Total		830	1,228	1,375	708	667
<u>Civil</u>						
Admin License	AL	10	0	11	11	-
Bond Forfeiture	BF	3	4	7	3	4
Protective Order	PO	16	0	17	17	-
Prelim Prot Order	PP	12	12	30	18	12
Civil Total		41	16	65	49	16
Richmond-Marsh Totals		1,588	3,735	3,946	1,517	2,429



		Filings	Hearings	Transactions	Concluded	Cont
<u>Criminal</u>						
Capias	CA	62	188	188	64	124
Civil Violation	CV	5	10	10	4	6
Felony	F	231	778	801	263	538
Misdemeanor	M	424	1,436	1,442	509	933
Show Cause	SC	47	122	122	41	81
Criminal Total		769	2,534	2,563	881	1,682
<u>Traffic</u>						
Capias	CA	24	37	37	12	25
Civil Violation	CV	1	3	3	2	1
Felony	F	9	29	30	8	22
Infraction	I	430	496	598	350	248
Misdemeanor	M	274	484	484	152	332
Other	O	1	1	1	1	-
Show Cause	SC	4	5	5	5	-
Traffic Total		743	1,055	1,158	530	628
<u>Civil</u>						
Admin License	AL	15	0	15	15	-
Bond Forfeiture	BF	6	8	10	2	8
Other	OT	2	0	2	2	-
Protective Order	PO	9	2	11	9	2
Prelim Prot Order	PP	16	15	31	16	15
Civil Total		48	25	69	44	25
Richmond-Marsh Totals		1,560	3,614	3,790	1,455	2,335



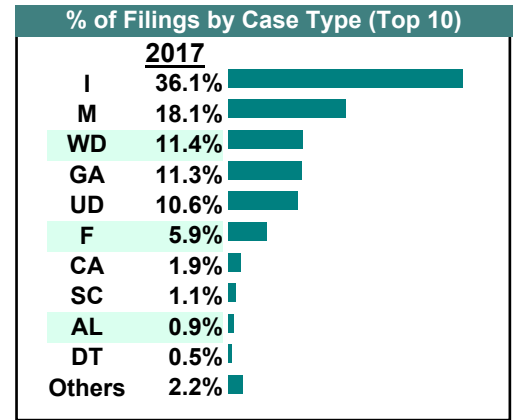
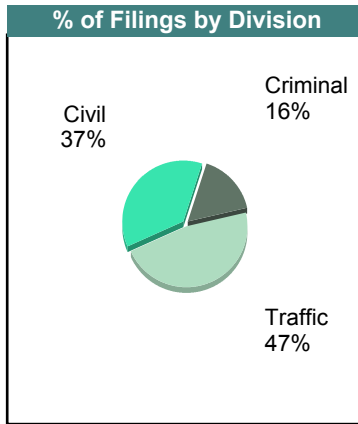
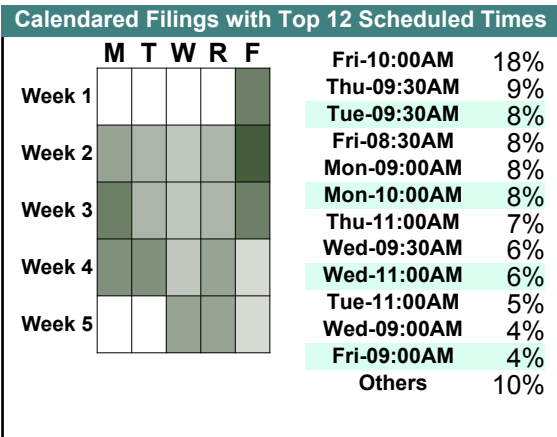
Filings by Court & Division

	<u>Richmond-Civil</u>		<u>Richmond-John Marshall</u>		<u>Richmond-Manch</u>		<u>Richmond-Marsh</u>		<u>Total</u>
C Misdemeanor	-	0%	4,126	47%	-	0%	4,650	53%	8,776
Felony	-	0%	1,865	41%	-	0%	2,675	59%	4,540
Capias	-	0%	653	49%	79	6%	606	45%	1,338
Show Cause	-	0%	167	35%	40	8%	273	57%	480
Civil Violation	-	0%	62	63%	-	0%	37	37%	99
Total	0	0%	6,873	45%	119	1%	8,241	54%	15,233
T Infraction	-	0%	25,171	79%	-	0%	6,645	21%	31,816
Misdemeanor	-	0%	4,268	54%	-	0%	3,603	46%	7,871
Other	-	0%	1,100	100%	-	0%	1	0%	1,101
Capias	-	0%	515	57%	62	7%	323	36%	900
Show Cause	-	0%	250	74%	39	12%	48	14%	337
Restricted O/L	-	0%	192	99%	-	0%	1	1%	193
Felony	-	0%	91	51%	-	0%	89	49%	180
Civil Violation	-	0%	1	20%	-	0%	4	80%	5
Total	0	0%	31,588	74%	101	0%	10,714	25%	42,403
V Warrant in Debt	30,712	100%	-	0%	-	0%	-	0%	30,712
Unlawful Detainer	17,981	100%	-	0%	-	0%	-	0%	17,981
Garnishment	17,718	100%	-	0%	-	0%	-	0%	17,718
Other	688	75%	220	24%	-	0%	5	1%	913
Detinue	520	100%	-	0%	-	0%	-	0%	520
Show Cause	486	100%	1	0%	-	0%	-	0%	487
Prelim Prot Order	-	0%	181	37%	2	0%	300	62%	483
Motion for Judgment	351	100%	-	0%	-	0%	-	0%	351
Interrogatory	205	100%	-	0%	-	0%	-	0%	205
Protective Order	-	0%	61	33%	10	5%	115	62%	186
Admin License	-	0%	-	0%	-	0%	115	100%	115
Tenants Assertion	97	100%	-	0%	-	0%	-	0%	97
Bond Forfeiture	-	0%	42	45%	-	0%	51	55%	93
Abstract	87	100%	-	0%	-	0%	-	0%	87
Counter Claim	71	100%	-	0%	-	0%	-	0%	71
Interrogatory-Not	63	100%	-	0%	-	0%	-	0%	63
Capias	12	100%	-	0%	-	0%	-	0%	12
Petition-Restore Arms	2	40%	-	0%	-	0%	3	60%	5
Third Party Claim	2	100%	-	0%	-	0%	-	0%	2
Impoundment	-	0%	-	0%	-	0%	1	100%	1
Mechanic's Lien	1	100%	-	0%	-	0%	-	0%	1
Total	68,996	98%	505	1%	12	0%	590	1%	70,103
Total	68,996	54%	38,966	31%	232	0%	19,545	15%	127,739

CASELOAD STATISTICS OF THE GENERAL DISTRICT COURTS

December 2017

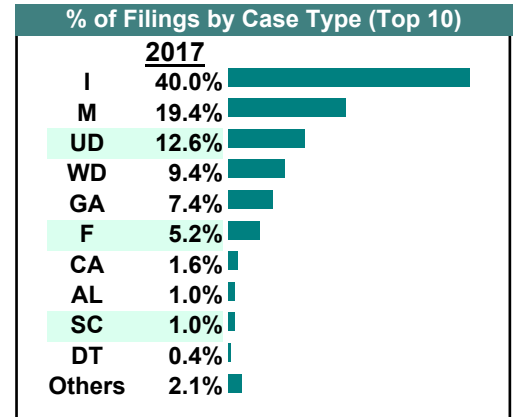
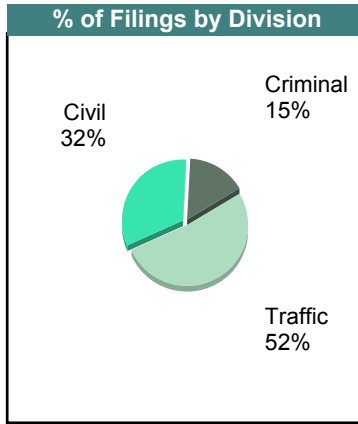
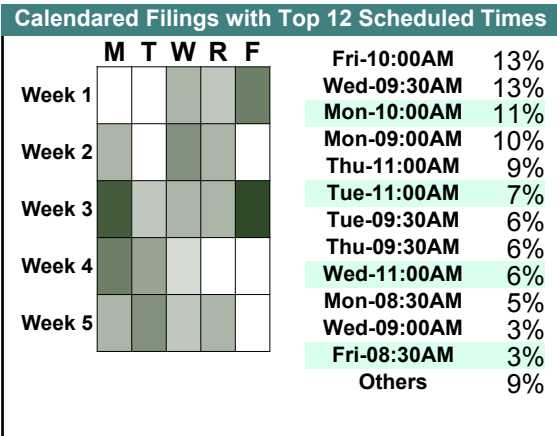
		<u>Filings</u>	<u>Hearings</u>	<u>Transactions</u>	<u>Concluded</u>	<u>Cont</u>
<u>Criminal</u>						
Capias	CA	113	346	346	139	207
Civil Violation	CV	8	38	38	10	28
Felony	F	489	1,509	1,509	454	1,055
Misdemeanor	M	716	1,816	1,835	687	1,148
Show Cause	SC	95	187	187	94	93
Criminal Total		1,421	3,896	3,915	1,384	2,531
<u>Traffic</u>						
Capias	CA	51	177	177	67	110
Felony	F	22	59	59	13	46
Infraction	I	3,138	3,247	4,197	3,200	997
Misdemeanor	M	854	1,650	1,650	852	798
Restricted O/L	RL	8	8	8	8	-
Show Cause	SC	4	14	14	8	6
Traffic Total		4,077	5,155	6,105	4,148	1,957
<u>Civil</u>						
Abstract	AJ	9	0	9	9	-
Admin License	AL	76	48	125	77	48
Bond Forfeiture	BF	16	20	31	17	14
Detinue	DT	43	33	53	42	11
Garnishment	GA	985	156	1,105	949	156
Impoundment	IM	13	0	13	13	-
Interrogatory	IN	28	23	44	21	23
Motion for Judgment	MJ	39	49	61	29	32
Overweight	OC	0	2	2	0	2
Other	OT	26	19	34	24	10
Protective Order	PO	16	4	25	21	4
Prelim Prot Order	PP	25	1	25	24	1
Tenants Assertion	TA	1	2	4	2	2
Unlawful Detainer	UD	926	569	980	925	55
Warrant in Debt	WD	995	1,002	1,306	983	323
Civil Total		3,198	1,928	3,817	3,136	681
Henrico Totals		8,696	10,979	13,837	8,668	5,169



CASELOAD STATISTICS OF THE GENERAL DISTRICT COURTS

November 2017

		Filings	Hearings	Transactions	Concluded	Cont
<u>Criminal</u>						
Capias	CA	85	281	281	114	167
Civil Violation	CV	12	45	45	14	31
Felony	F	405	1,372	1,372	432	940
Misdemeanor	M	674	1,807	1,820	677	1,143
Show Cause	SC	75	127	127	68	59
Criminal Total		1,251	3,632	3,645	1,305	2,340
<u>Traffic</u>						
Capias	CA	41	134	134	44	90
Civil Violation	CV	1	3	3	2	1
Felony	F	19	50	50	17	33
Infraction	I	3,233	2,988	4,056	3,095	961
Misdemeanor	M	894	1,623	1,623	890	733
Restricted O/L	RL	18	18	18	18	-
Show Cause	SC	3	7	7	6	1
Traffic Total		4,209	4,823	5,891	4,072	1,819
<u>Civil</u>						
Abstract	AJ	12	0	12	12	-
Admin License	AL	79	50	129	79	45
Bond Forfeiture	BF	26	29	44	21	21
Counter Claim	CC	0	0	1	1	-
Detinue	DT	31	28	49	40	9
Garnishment	GA	596	124	732	608	124
Impoundment	IM	13	0	13	13	-
Interrogatory	IN	12	6	21	15	6
Motion for Judgment	MJ	8	17	24	13	11
Other	OT	19	10	24	17	7
Protective Order	PO	18	5	29	24	4
Prelim Prot Order	PP	30	1	31	30	-
Tenants Assertion	TA	3	3	6	3	3
Unlawful Detainer	UD	1,023	684	1,094	1,029	65
Warrant in Debt	WD	758	749	994	743	251
Civil Total		2,628	1,706	3,203	2,648	546
Henrico Totals		8,088	10,161	12,739	8,025	4,705



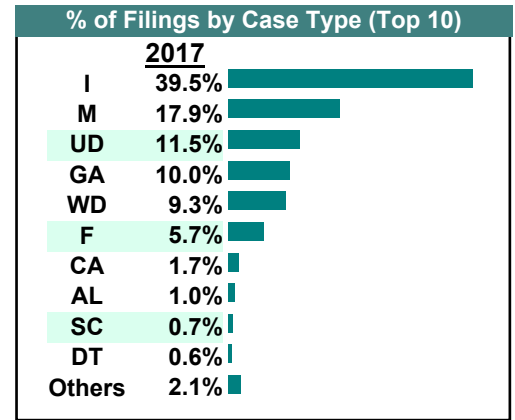
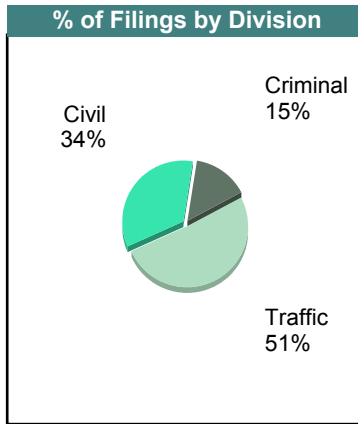
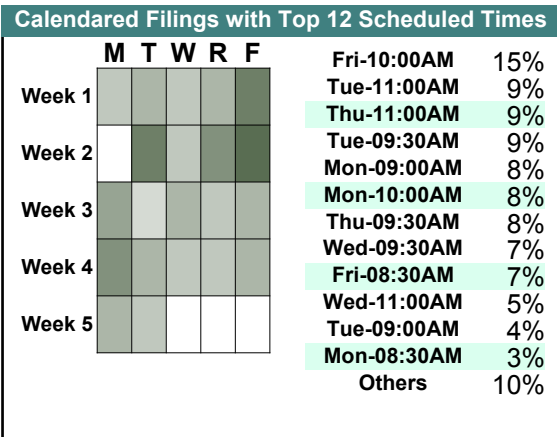
CASELOAD STATISTICS OF THE GENERAL DISTRICT COURTS

October 2017

Henrico

District: 14

		<u>Filings</u>	<u>Hearings</u>	<u>Transactions</u>	<u>Concluded</u>	<u>Cont</u>
<u>Criminal</u>						
Capias	CA	104	374	374	115	259
Civil Violation	CV	15	51	51	14	37
Felony	F	521	1,438	1,438	384	1,054
Misdemeanor	M	693	1,841	1,856	648	1,208
Show Cause	SC	61	135	135	63	72
Criminal Total		1,394	3,839	3,854	1,224	2,630
<u>Traffic</u>						
Capias	CA	57	208	208	76	132
Felony	F	17	49	49	12	37
Infraction	I	3,740	3,724	4,925	3,864	1,061
Misdemeanor	M	1,002	1,925	1,925	1,075	850
Restricted O/L	RL	19	19	19	19	-
Show Cause	SC	4	15	15	7	8
Traffic Total		4,839	5,940	7,141	5,053	2,088
<u>Civil</u>						
Abstract	AJ	16	0	16	16	-
Admin License	AL	97	55	143	88	55
Bond Forfeiture	BF	17	19	34	19	15
Counter Claim	CC	3	1	3	2	1
Detinue	DT	54	34	61	51	10
Garnishment	GA	943	155	1,095	940	155
Impoundment	IM	7	0	7	7	-
Interrogatory	IN	11	19	38	19	19
Motion for Judgment	MJ	28	34	54	33	21
Other	OT	11	6	15	13	2
Protective Order	PO	34	18	39	21	18
Prelim Prot Order	PP	30	1	30	29	1
Tenants Assertion	TA	3	5	12	7	5
Unlawful Detainer	UD	1,092	688	1,192	1,106	86
Warrant in Debt	WD	878	960	1,238	950	288
Civil Total		3,224	1,995	3,977	3,301	676
Henrico Totals		9,457	11,774	14,972	9,578	5,394



CASELOAD STATISTICS OF THE GENERAL DISTRICT COURTS

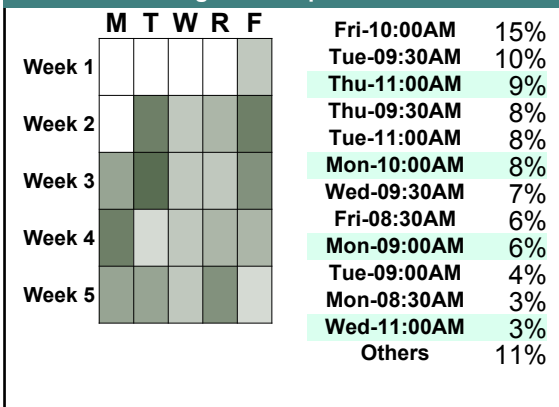
September 2017

Henrico

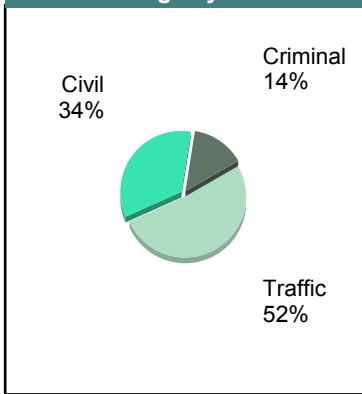
District: 14

		<u>Filings</u>	<u>Hearings</u>	<u>Transactions</u>	<u>Concluded</u>	<u>Cont</u>
<u>Criminal</u>						
Capias	CA	118	388	388	155	233
Civil Violation	CV	9	40	40	11	29
Felony	F	437	1,387	1,387	448	939
Misdemeanor	M	619	1,776	1,795	703	1,092
Show Cause	SC	96	181	181	102	79
Criminal Total		1,279	3,772	3,791	1,419	2,372
<u>Traffic</u>						
Capias	CA	48	161	161	65	96
Felony	F	16	47	47	17	30
Infraction	I	3,677	3,484	4,734	3,678	1,056
Misdemeanor	M	935	1,799	1,799	982	817
Restricted O/L	RL	24	24	24	24	-
Show Cause	SC	9	13	13	3	10
Traffic Total		4,709	5,528	6,778	4,769	2,009
<u>Civil</u>						
Abstract	AJ	13	0	13	13	-
Admin License	AL	71	38	110	72	38
Bond Forfeiture	BF	17	24	38	21	17
Counter Claim	CC	1	1	1	1	-
Detinue	DT	47	40	56	42	14
Garnishment	GA	912	156	1,076	920	156
Impoundment	IM	14	0	14	14	-
Interrogatory	IN	29	20	53	33	20
Motion for Judgment	MJ	22	39	57	24	33
Overweight	OC	3	2	3	1	2
Other	OT	24	8	28	20	8
Protective Order	PO	20	13	33	20	13
Prelim Prot Order	PP	31	0	31	31	-
Petition-Restore Arms	PR	0	0	1	1	-
Tenants Assertion	TA	5	7	9	3	6
Unlawful Detainer	UD	975	698	1,049	974	75
Warrant in Debt	WD	934	999	1,271	950	321
Civil Total		3,118	2,045	3,843	3,140	703
Henrico Totals		9,106	11,345	14,412	9,328	5,084

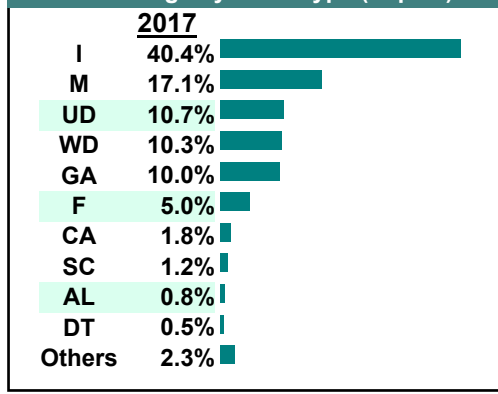
Calendared Filings with Top 12 Scheduled Times



% of Filings by Division



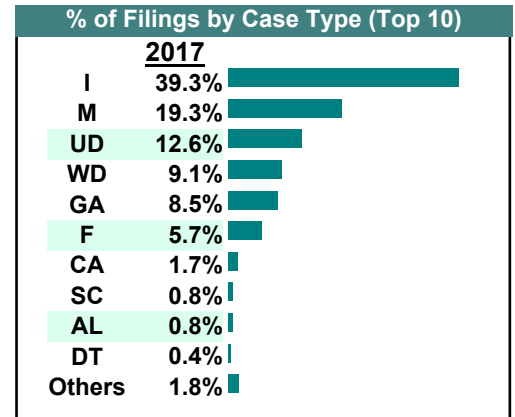
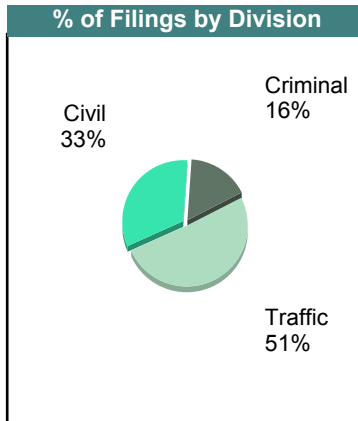
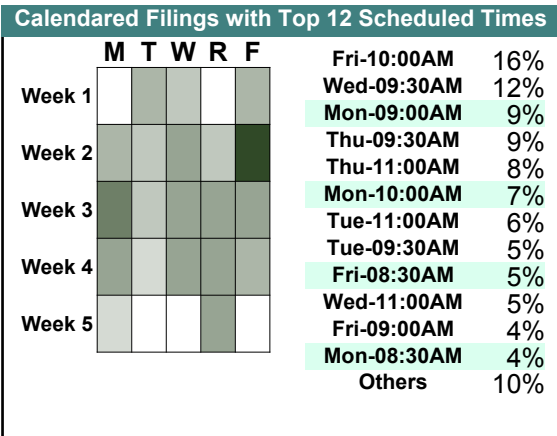
% of Filings by Case Type (Top 10)



CASELOAD STATISTICS OF THE GENERAL DISTRICT COURTS

August 2017

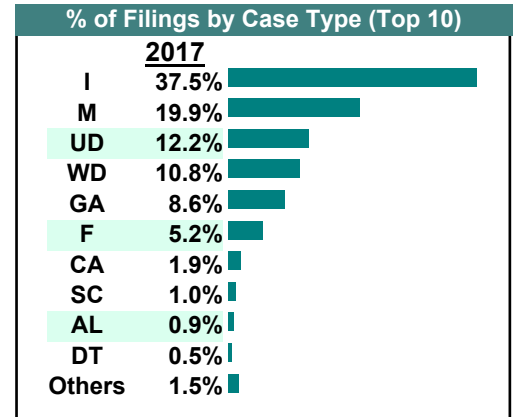
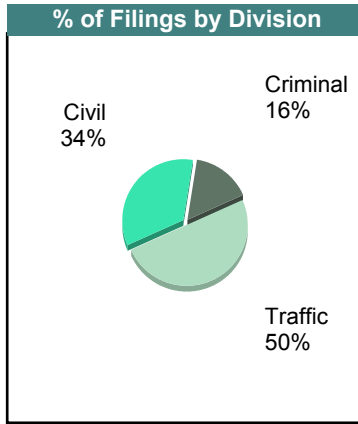
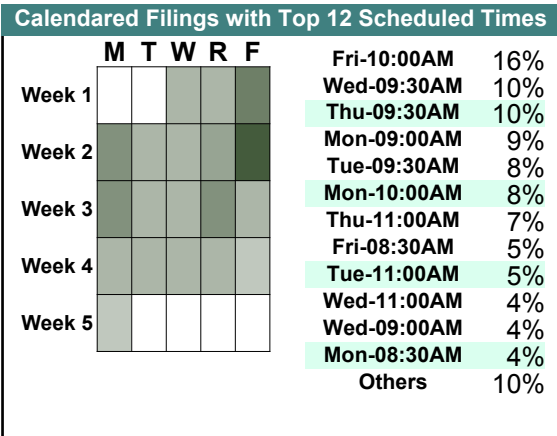
		<u>Filings</u>	<u>Hearings</u>	<u>Transactions</u>	<u>Concluded</u>	<u>Cont</u>
<u>Criminal</u>						
Capias	CA	106	346	346	119	227
Civil Violation	CV	11	43	43	14	29
Felony	F	495	1,672	1,672	598	1,074
Misdemeanor	M	797	2,147	2,158	820	1,338
Show Cause	SC	67	141	141	74	67
Criminal Total		1,476	4,349	4,360	1,625	2,735
<u>Traffic</u>						
Capias	CA	45	172	172	60	112
Civil Violation	CV	4	3	4	2	2
Felony	F	19	55	55	14	41
Infraction	I	3,525	3,338	4,549	3,553	996
Misdemeanor	M	937	1,760	1,761	924	837
Restricted O/L	RL	20	19	20	20	-
Show Cause	SC	5	7	7	3	4
Traffic Total		4,555	5,354	6,568	4,576	1,992
<u>Civil</u>						
Abstract	AJ	6	0	6	6	-
Admin License	AL	70	44	118	74	43
Bond Forfeiture	BF	16	14	28	17	11
Counter Claim	CC	1	0	1	1	-
Detinue	DT	32	29	49	38	11
Garnishment	GA	761	151	926	775	151
Impoundment	IM	10	0	10	10	-
Interrogatory	IN	28	28	50	22	28
Motion for Judgment	MJ	9	21	31	13	18
Other	OT	9	8	18	14	4
Protective Order	PO	16	2	24	22	2
Prelim Prot Order	PP	28	0	28	28	-
Petition-Restore Arms	PR	1	1	1	0	1
Tenants Assertion	TA	4	6	8	2	6
Unlawful Detainer	UD	1,127	712	1,181	1,111	70
Warrant in Debt	WD	815	887	1,140	864	276
Civil Total		2,933	1,903	3,619	2,997	621
Henrico Totals		8,964	11,606	14,547	9,198	5,348



CASELOAD STATISTICS OF THE GENERAL DISTRICT COURTS

July 2017

		Filings	Hearings	Transactions	Concluded	Cont
<u>Criminal</u>						
Capias	CA	113	353	353	115	238
Civil Violation	CV	9	36	36	12	24
Felony	F	441	1,370	1,370	416	954
Misdemeanor	M	736	1,798	1,821	678	1,143
Show Cause	SC	85	157	157	77	80
Criminal Total		1,384	3,714	3,737	1,298	2,439
<u>Traffic</u>						
Capias	CA	54	161	161	50	111
Civil Violation	CV	0	2	2	2	-
Felony	F	17	45	45	10	35
Infraction	I	3,317	3,179	4,310	3,292	1,018
Misdemeanor	M	1,027	1,864	1,864	965	899
Restricted O/L	RL	9	9	9	9	-
Show Cause	SC	7	14	14	8	6
Traffic Total		4,431	5,274	6,405	4,336	2,069
<u>Civil</u>						
Abstract	AJ	6	0	6	6	-
Admin License	AL	77	43	112	69	39
Bond Forfeiture	BF	21	22	32	12	19
Counter Claim	CC	1	0	1	1	-
Detinue	DT	40	34	62	46	16
Garnishment	GA	758	161	890	729	161
Impoundment	IM	18	1	18	17	-
Interrogatory	IN	13	18	49	31	18
Motion for Judgment	MJ	17	23	36	19	17
Other	OT	9	7	19	16	3
Protective Order	PO	11	6	16	10	5
Prelim Prot Order	PP	19	0	19	19	-
Tenants Assertion	TA	2	3	5	2	3
Unlawful Detainer	UD	1,079	714	1,141	1,063	78
Warrant in Debt	WD	957	957	1,294	976	318
Civil Total		3,028	1,989	3,700	3,016	677
Henrico Totals		8,843	10,977	13,842	8,650	5,185



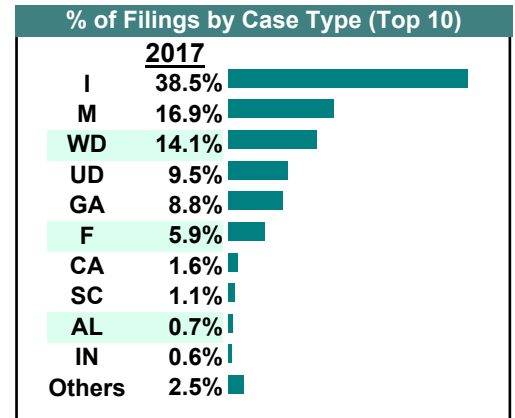
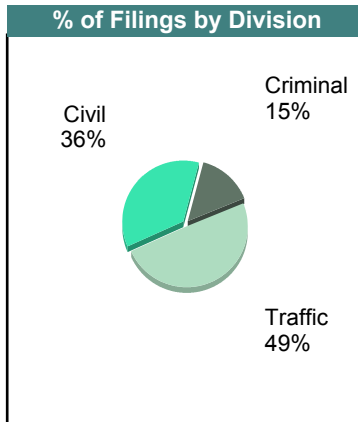
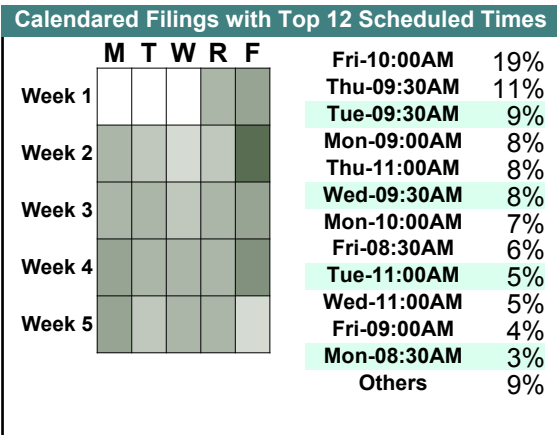
CASELOAD STATISTICS OF THE GENERAL DISTRICT COURTS

Henrico

District: 14

June 2017

		<u>Filings</u>	<u>Hearings</u>	<u>Transactions</u>	<u>Concluded</u>	<u>Cont</u>
<u>Criminal</u>						
Capias	CA	98	339	339	104	235
Civil Violation	CV	12	44	44	14	30
Felony	F	546	1,586	1,586	456	1,130
Misdemeanor	M	645	1,832	1,854	679	1,175
Show Cause	SC	96	189	189	80	109
Criminal Total		1,397	3,990	4,012	1,333	2,679
<u>Traffic</u>						
Capias	CA	50	187	187	50	137
Civil Violation	CV	1	1	1	1	-
Felony	F	11	33	33	13	20
Infraction	I	3,660	3,501	4,693	3,610	1,083
Misdemeanor	M	964	1,804	1,804	932	872
Restricted O/L	RL	11	11	11	11	-
Show Cause	SC	5	13	13	6	7
Traffic Total		4,702	5,550	6,742	4,623	2,119
<u>Civil</u>						
Abstract	AJ	7	0	7	7	-
Admin License	AL	70	46	119	73	44
Bond Forfeiture	BF	21	26	43	21	22
Detinue	DT	46	34	59	44	15
Garnishment	GA	836	150	1,011	861	150
Impoundment	IM	9	0	9	9	-
Interrogatory	IN	53	45	79	34	45
Motion for Judgment	MJ	41	48	67	42	25
Other	OT	23	20	34	20	14
Protective Order	PO	30	15	41	26	15
Prelim Prot Order	PP	33	0	33	33	-
Tenants Assertion	TA	1	2	3	1	2
Unlawful Detainer	UD	900	655	969	910	59
Warrant in Debt	WD	1,346	1,347	1,760	1,337	423
Civil Total		3,416	2,388	4,234	3,418	814
Henrico Totals		9,515	11,928	14,988	9,374	5,612

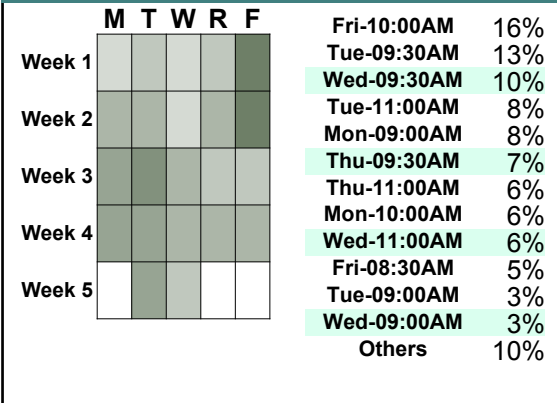


CASELOAD STATISTICS OF THE GENERAL DISTRICT COURTS

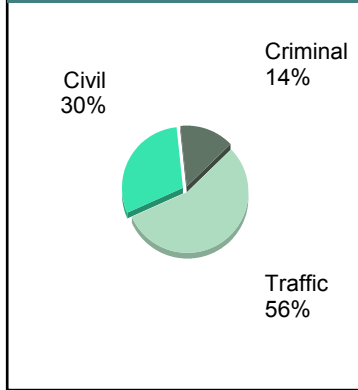
May 2017

		<u>Filings</u>	<u>Hearings</u>	<u>Transactions</u>	<u>Concluded</u>	<u>Cont</u>
<u>Criminal</u>						
Capias	CA	112	357	357	109	248
Civil Violation	CV	22	50	50	9	41
Felony	F	493	1,572	1,572	548	1,024
Misdemeanor	M	699	1,924	1,939	708	1,231
Show Cause	SC	65	134	134	65	69
Criminal Total		1,391	4,037	4,052	1,439	2,613
<u>Traffic</u>						
Capias	CA	45	157	157	55	102
Civil Violation	CV	3	3	3	2	1
Felony	F	11	46	46	20	26
Infraction	I	4,323	3,843	5,366	4,173	1,193
Misdemeanor	M	987	1,834	1,834	953	881
Restricted O/L	RL	14	14	14	14	-
Show Cause	SC	1	8	8	6	2
Traffic Total		5,384	5,905	7,428	5,223	2,205
<u>Civil</u>						
Abstract	AJ	14	0	14	14	-
Admin License	AL	76	51	134	83	51
Bond Forfeiture	BF	21	23	37	18	19
Detinue	DT	36	34	46	26	20
Garnishment	GA	696	180	904	724	179
Impoundment	IM	4	0	4	4	-
Interrogatory	IN	25	20	38	18	20
Motion for Judgment	MJ	18	35	48	19	29
Other	OT	13	10	21	13	8
Protective Order	PO	28	9	39	30	9
Prelim Prot Order	PP	35	1	35	34	1
Tenants Assertion	TA	2	3	4	1	3
Unlawful Detainer	UD	828	585	912	852	60
Warrant in Debt	WD	1,098	1,086	1,449	1,098	351
Civil Total		2,894	2,037	3,685	2,934	750
Henrico Totals		9,669	11,979	15,165	9,596	5,568

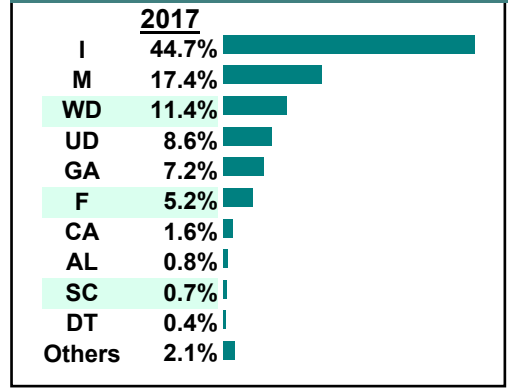
Calendared Filings with Top 12 Scheduled Times



% of Filings by Division

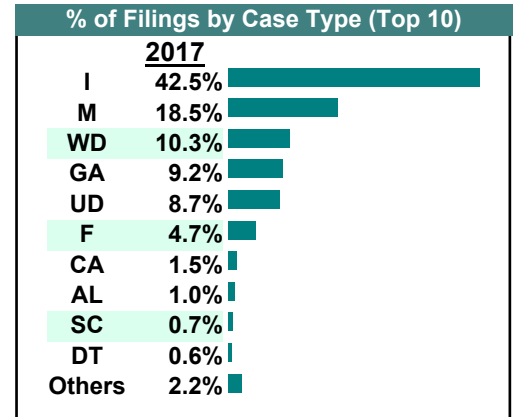
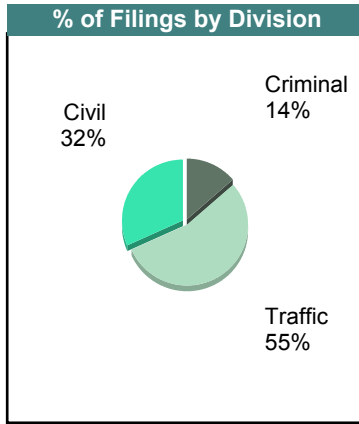
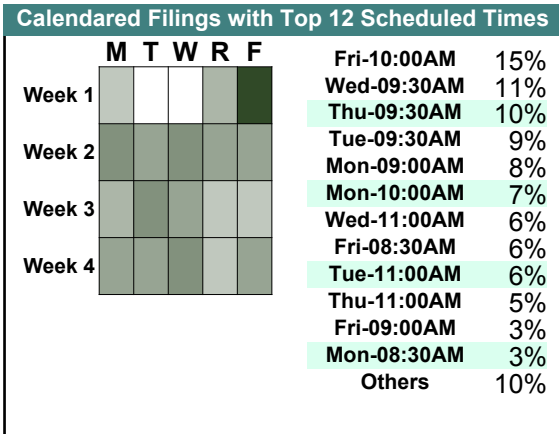


% of Filings by Case Type (Top 10)



April 2017

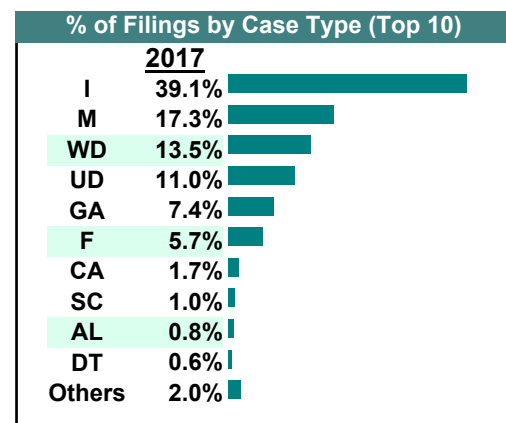
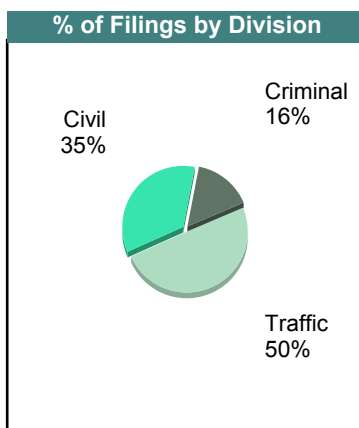
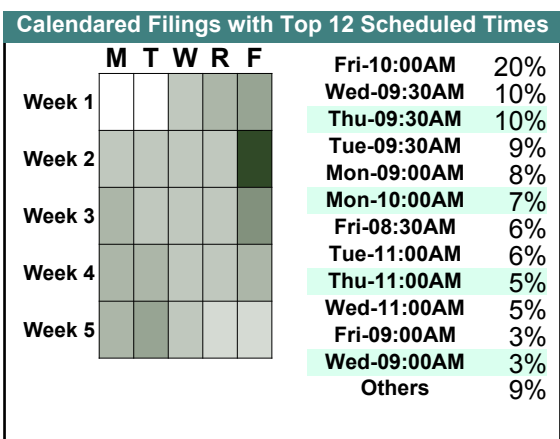
		Filings	Hearings	Transactions	Concluded	Cont
<u>Criminal</u>						
Capias	CA	77	263	263	76	187
Civil Violation	CV	10	34	34	4	30
Felony	F	356	1,180	1,180	358	822
Misdemeanor	M	589	1,641	1,656	557	1,099
Show Cause	SC	52	111	111	49	62
Criminal Total		1,084	3,229	3,244	1,044	2,200
<u>Traffic</u>						
Capias	CA	43	128	128	42	86
Civil Violation	CV	1	1	1	0	1
Felony	F	15	48	48	11	37
Infraction	I	3,367	3,203	4,283	3,447	836
Misdemeanor	M	876	1,566	1,566	834	730
Restricted O/L	RL	16	16	16	15	-
Show Cause	SC	6	17	17	8	9
Traffic Total		4,324	4,979	6,059	4,357	1,699
<u>Civil</u>						
Abstract	AJ	2	0	2	2	-
Admin License	AL	78	55	133	78	55
Bond Forfeiture	BF	22	17	26	9	17
Detinue	DT	49	28	59	45	14
Garnishment	GA	729	185	882	697	185
Impoundment	IM	5	0	5	5	-
Interrogatory	IN	33	14	39	25	14
Motion for Judgment	MJ	14	23	40	24	16
Other	OT	16	15	26	16	10
Protective Order	PO	18	10	31	21	10
Prelim Prot Order	PP	36	0	36	36	-
Petition-Restore Arms	PR	1	0	1	1	-
Tenants Assertion	TA	2	0	6	6	-
Unlawful Detainer	UD	687	464	744	674	70
Warrant in Debt	WD	819	845	1,120	797	323
Civil Total		2,511	1,656	3,150	2,436	714
Henrico Totals		7,919	9,864	12,453	7,837	4,613



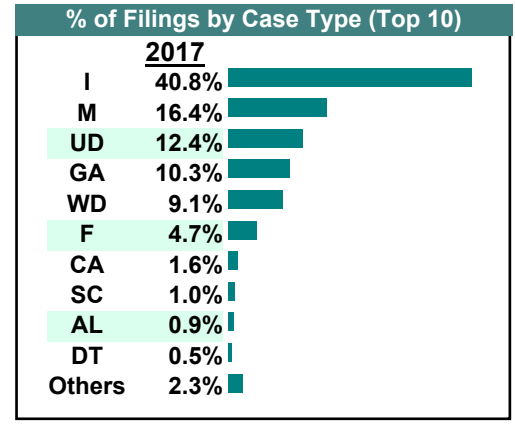
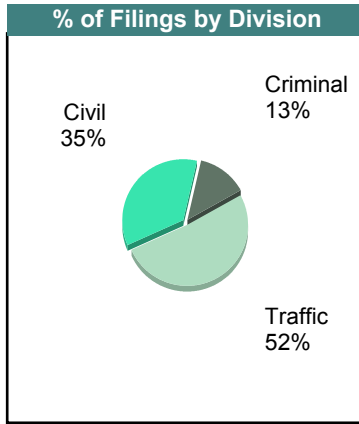
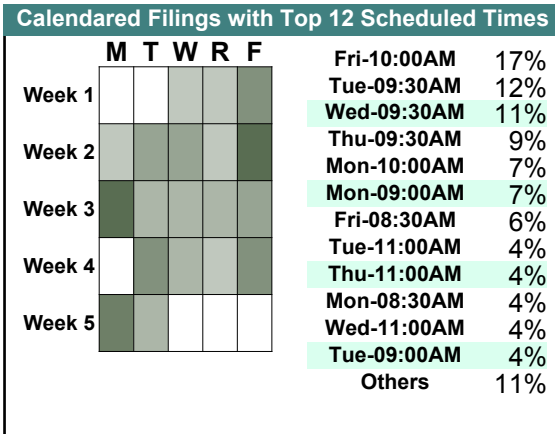
CASELOAD STATISTICS OF THE GENERAL DISTRICT COURTS

March 2017

		<u>Filings</u>	<u>Hearings</u>	<u>Transactions</u>	<u>Concluded</u>	<u>Cont</u>
<u>Criminal</u>						
Capias	CA	111	329	329	96	233
Civil Violation	CV	14	49	49	16	33
Felony	F	517	1,676	1,676	557	1,119
Misdemeanor	M	722	1,987	2,007	689	1,318
Show Cause	SC	82	179	179	104	75
Criminal Total		1,446	4,220	4,240	1,462	2,778
<u>Traffic</u>						
Capias	CA	47	149	149	50	99
Felony	F	11	34	34	10	24
Infraction	I	3,639	3,666	4,862	3,810	1,052
Misdemeanor	M	889	1,700	1,700	865	835
Restricted O/L	RL	25	24	25	25	-
Show Cause	SC	8	14	14	5	9
Traffic Total		4,619	5,587	6,784	4,765	2,019
<u>Civil</u>						
Abstract	AJ	9	0	9	9	-
Admin License	AL	79	62	141	79	62
Bond Forfeiture	BF	14	7	23	17	6
Detinue	DT	52	30	62	52	10
Garnishment	GA	690	168	868	700	168
Impoundment	IM	9	0	9	9	-
Interrogatory	IN	20	13	34	21	13
Motion for Judgment	MJ	39	39	59	33	26
Other	OT	11	8	19	12	7
Protective Order	PO	16	5	30	25	5
Prelim Prot Order	PP	27	0	27	27	-
Tenants Assertion	TA	4	8	10	2	8
Unlawful Detainer	UD	1,020	614	1,107	1,037	70
Warrant in Debt	WD	1,252	1,206	1,633	1,231	402
Civil Total		3,242	2,160	4,031	3,254	777
Henrico Totals		9,307	11,967	15,055	9,481	5,574



		Filings	Hearings	Transactions	Concluded	Cont
<u>Criminal</u>						
Capias	CA	97	298	298	87	211
Civil Violation	CV	17	39	39	8	31
Felony	F	410	1,202	1,202	334	868
Misdemeanor	M	605	1,619	1,626	536	1,090
Show Cause	SC	86	166	166	91	75
Criminal Total		1,215	3,324	3,331	1,056	2,275
<u>Traffic</u>						
Capias	CA	50	157	157	47	110
Felony	F	16	44	44	10	34
Infraction	I	3,724	3,484	4,694	3,619	1,075
Misdemeanor	M	893	1,569	1,569	827	742
Restricted O/L	RL	17	16	17	16	-
Show Cause	SC	7	12	12	6	6
Traffic Total		4,707	5,282	6,493	4,525	1,967
<u>Civil</u>						
Abstract	AJ	7	0	7	7	-
Admin License	AL	79	56	137	81	56
Bond Forfeiture	BF	30	10	37	27	9
Detinue	DT	48	32	63	54	9
Garnishment	GA	937	185	1,098	913	185
Impoundment	IM	10	0	10	10	-
Interrogatory	IN	6	7	16	9	7
Motion for Judgment	MJ	43	49	64	30	34
Overweight	OC	1	0	1	1	-
Other	OT	25	15	32	23	9
Protective Order	PO	23	14	34	20	14
Prelim Prot Order	PP	27	0	27	27	-
Petition-Restore Arms	PR	1	0	1	1	-
Tenants Assertion	TA	7	6	11	5	6
Unlawful Detainer	UD	1,135	751	1,208	1,139	69
Warrant in Debt	WD	835	846	1,118	855	263
Civil Total		3,214	1,971	3,864	3,202	661
Henrico Totals		9,136	10,577	13,688	8,783	4,903



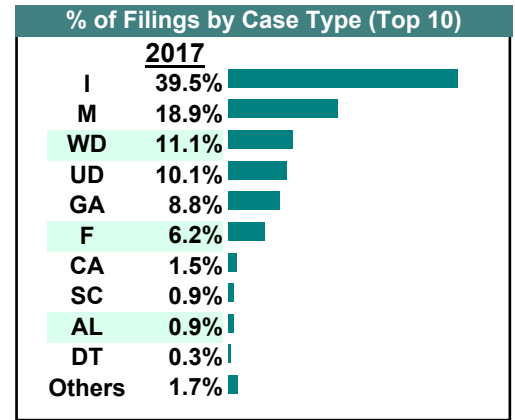
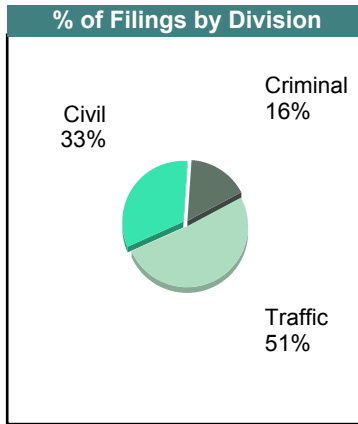
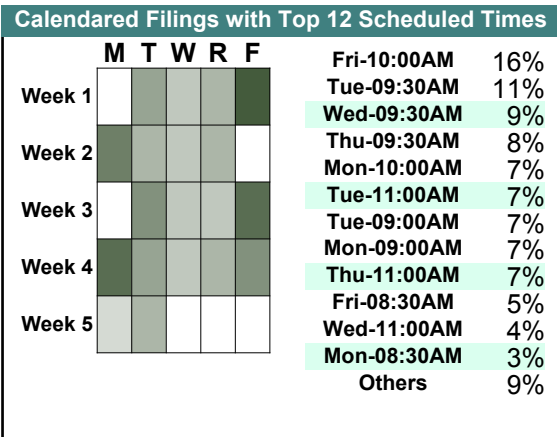
CASELOAD STATISTICS OF THE GENERAL DISTRICT COURTS

January 2017

Henrico

District: 14

		<u>Filings</u>	<u>Hearings</u>	<u>Transactions</u>	<u>Concluded</u>	<u>Cont</u>
<u>Criminal</u>						
Capias	CA	94	289	289	106	183
Civil Violation	CV	13	50	50	17	33
Felony	F	532	1,534	1,534	373	1,161
Misdemeanor	M	722	1,850	1,865	644	1,221
Show Cause	SC	75	145	145	63	82
Criminal Total		1,436	3,868	3,883	1,203	2,680
<u>Traffic</u>						
Capias	CA	38	122	122	37	85
Felony	F	16	50	50	18	32
Infraction	I	3,505	3,273	4,376	3,341	1,035
Misdemeanor	M	950	1,720	1,720	892	828
Restricted O/L	RL	10	10	10	10	-
Show Cause	SC	9	10	10	2	8
Traffic Total		4,528	5,185	6,288	4,300	1,988
<u>Civil</u>						
Abstract	AJ	8	0	8	8	-
Admin License	AL	76	57	126	69	57
Bond Forfeiture	BF	23	17	29	14	15
Detinue	DT	31	21	38	32	6
Garnishment	GA	782	156	952	796	156
Impoundment	IM	5	0	5	5	-
Interrogatory	IN	10	13	41	28	13
Motion for Judgment	MJ	23	34	47	16	31
Other	OT	17	18	22	14	8
Protective Order	PO	17	9	35	26	9
Prelim Prot Order	PP	21	0	21	21	-
Petition-Restore Arms	PR	1	0	1	1	-
Tenants Assertion	TA	2	2	5	3	2
Unlawful Detainer	UD	896	610	956	880	76
Warrant in Debt	WD	988	970	1,281	934	347
Civil Total		2,900	1,907	3,567	2,847	720
Henrico Totals		8,864	10,960	13,738	8,350	5,388



Filings by Court & Division

<u>Henrico</u>			
C	Misdemeanor	8,217	7.6%
	Felony	5,642	5.2%
	Capias	1,228	1.1%
	Show Cause	935	0.9%
	Civil Violation	152	0.1%
	Total	16,174	15%
T	Infraction	42,848	39.8%
	Misdemeanor	11,208	10.4%
	Capias	569	0.5%
	Restricted O/L	191	0.2%
	Felony	190	0.2%
	Show Cause	68	0.1%
	Civil Violation	10	0.0%
	Total	55,084	51%
V	Unlawful Detainer	11,688	10.9%
	Warrant in Debt	11,675	10.9%
	Garnishment	9,625	8.9%
	Admin License	928	0.9%
	Detinue	509	0.5%
	Prelim Prot Order	342	0.3%
	Motion for Judgment	301	0.3%
	Interrogatory	268	0.2%
	Protective Order	247	0.2%
	Bond Forfeiture	244	0.2%
	Other	203	0.2%
	Impoundment	117	0.1%
	Abstract	109	0.1%
	Tenants Assertion	36	0.0%
	Counter Claim	6	0.0%
	Overweight	4	0.0%
	Petition-Restore Arms	4	0.0%
Total	36,306	34%	
Total	107,564	100%	

CASELOAD STATISTICS OF THE GENERAL DISTRICT COURTS


December 2017

Caroline

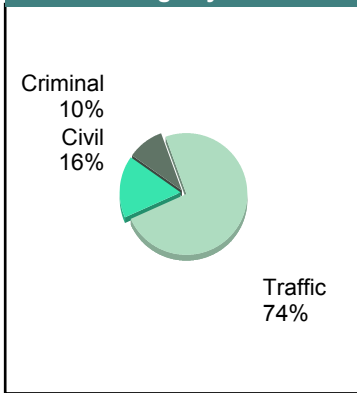
District: 15

		<u>Filings</u>	<u>Hearings</u>	<u>Transactions</u>	<u>Concluded</u>	<u>Cont</u>
<u>Criminal</u>						
Capias	CA	10	19	19	8	11
Civil Violation	CV	4	8	8	1	7
Felony	F	26	87	87	24	63
Misdemeanor	M	68	151	152	46	106
Show Cause	SC	2	2	2	2	-
Criminal Total		110	267	268	81	187
<u>Traffic</u>						
Capias	CA	8	25	25	9	16
Felony	F	3	6	6	0	6
Infraction	I	700	534	956	745	211
Misdemeanor	M	103	247	278	145	133
Show Cause	SC	2	3	3	2	1
Traffic Total		816	815	1,268	901	367
<u>Civil</u>						
Abstract	AJ	2	0	2	2	-
Admin License	AL	10	0	10	10	-
Counter Claim	CC	1	2	2	1	1
Garnishment	GA	16	0	20	20	-
Impoundment	IM	2	0	2	2	-
Interrogatory	IN	1	1	3	2	1
Overweight	OC	3	0	3	3	-
Protective Order	PO	3	0	3	3	-
Prelim Prot Order	PP	3	0	3	3	-
Show Cause	SC	1	1	1	0	1
Unlawful Detainer	UD	18	13	25	21	4
Warrant in Debt	WD	120	126	146	84	62
Civil Total		180	143	220	151	69
Caroline Totals		1,106	1,225	1,756	1,133	623

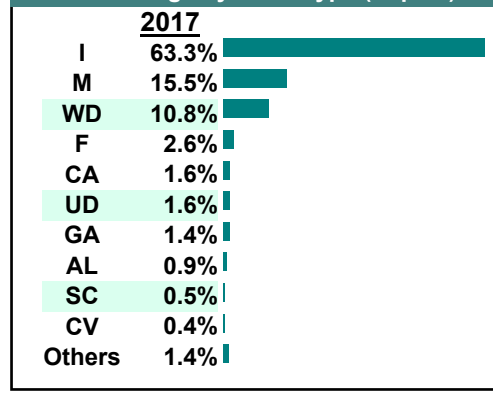
Calendared Filings with Top 12 Scheduled Times



% of Filings by Division

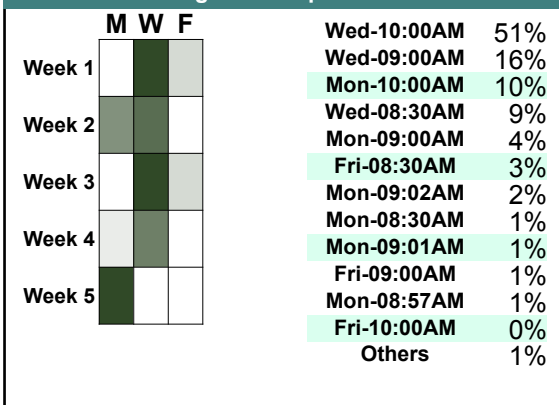


% of Filings by Case Type (Top 10)

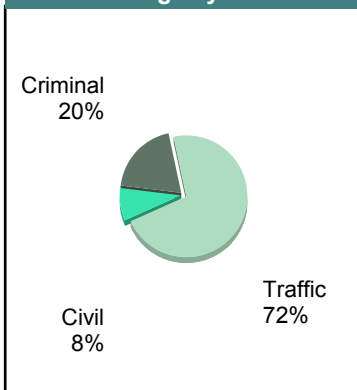


		Filings	Hearings	Transactions	Concluded	Cont
<u>Criminal</u>						
Capias	CA	2	9	9	5	4
Civil Violation	CV	2	6	6	2	4
Felony	F	47	88	91	15	76
Misdemeanor	M	232	317	322	197	125
Show Cause	SC	6	8	8	6	2
Criminal Total		289	428	436	225	211
<u>Traffic</u>						
Capias	CA	2	11	11	6	5
Felony	F	0	6	6	1	5
Infraction	I	927	559	1,054	840	214
Misdemeanor	M	118	238	254	128	126
Show Cause	SC	0	3	3	3	-
Traffic Total		1,047	817	1,328	978	350
<u>Civil</u>						
Abstract	AJ	1	0	1	1	-
Admin License	AL	4	0	4	4	-
Garnishment	GA	14	1	16	15	1
Impoundment	IM	4	0	4	4	-
Interrogatory	IN	1	0	1	1	-
Protective Order	PO	3	0	3	3	-
Prelim Prot Order	PP	3	1	5	4	1
Unlawful Detainer	UD	26	12	29	24	5
Warrant in Debt	WD	68	58	73	63	10
Civil Total		124	72	136	119	17
Caroline Totals		1,460	1,317	1,900	1,322	578

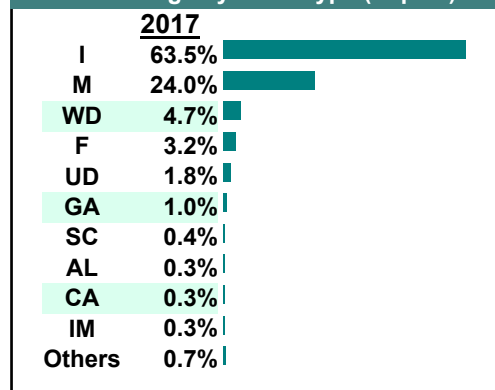
Calendared Filings with Top 12 Scheduled Times



% of Filings by Division



% of Filings by Case Type (Top 10)



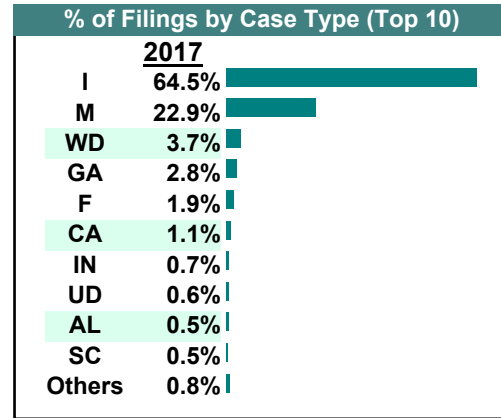
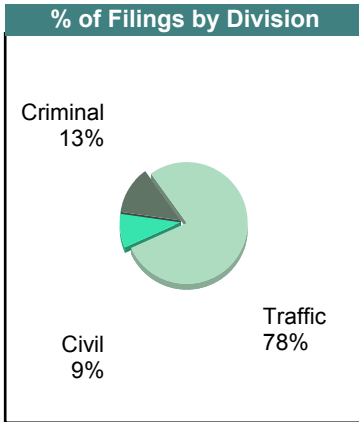
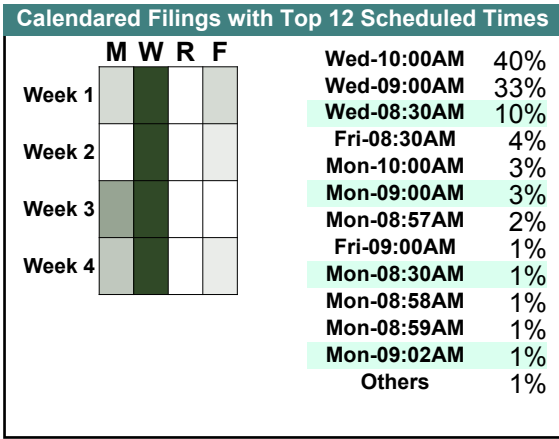
CASELOAD STATISTICS OF THE GENERAL DISTRICT COURTS

October 2017

Caroline

District: 15

		<u>Filings</u>	<u>Hearings</u>	<u>Transactions</u>	<u>Concluded</u>	<u>Cont</u>
<u>Criminal</u>						
Capias	CA	9	26	26	16	10
Civil Violation	CV	2	5	5	3	2
Felony	F	28	129	129	57	72
Misdemeanor	M	144	312	314	157	157
Show Cause	SC	6	7	7	6	1
Criminal Total		189	479	481	239	242
<u>Traffic</u>						
Capias	CA	7	36	36	12	24
Felony	F	0	7	7	5	2
Infraction	I	959	695	1,227	968	259
Misdemeanor	M	196	395	411	203	208
Show Cause	SC	1	5	5	3	2
Traffic Total		1,163	1,138	1,686	1,191	495
<u>Civil</u>						
Admin License	AL	8	0	8	8	-
Capias	CA	0	0	1	1	-
Garnishment	GA	41	4	43	39	4
Impoundment	IM	2	0	2	2	-
Interrogatory	IN	11	2	12	10	2
Overweight	OC	1	0	1	1	-
Protective Order	PO	5	1	5	4	-
Prelim Prot Order	PP	2	0	3	3	-
Show Cause	SC	0	0	1	1	-
Unlawful Detainer	UD	9	8	14	12	2
Warrant in Debt	WD	55	62	80	61	19
Civil Total		134	77	170	142	27
Caroline Totals		1,486	1,694	2,337	1,572	764



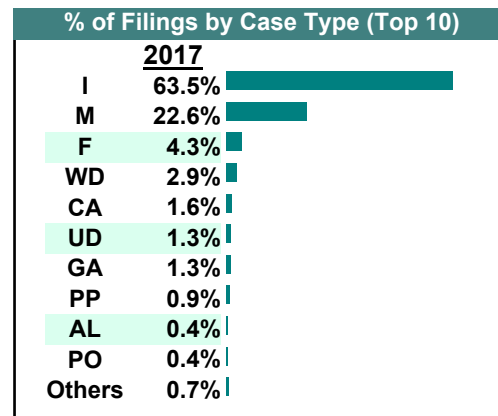
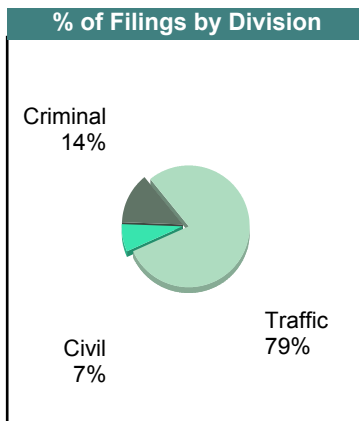
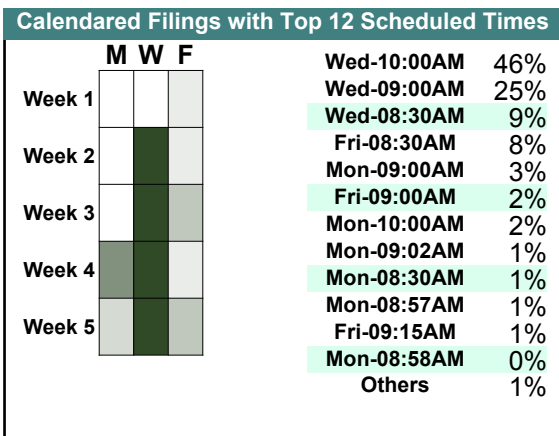
CASELOAD STATISTICS OF THE GENERAL DISTRICT COURTS

September 2017

Caroline

District: 15

		<u>Filings</u>	<u>Hearings</u>	<u>Transactions</u>	<u>Concluded</u>	<u>Cont</u>
<u>Criminal</u>						
Capias	CA	13	34	34	9	25
Civil Violation	CV	3	13	13	4	9
Felony	F	53	121	121	49	72
Misdemeanor	M	112	333	336	199	137
Show Cause	SC	4	9	9	6	3
Criminal Total		185	510	513	267	246
<u>Traffic</u>						
Capias	CA	9	46	46	10	36
Felony	F	6	13	13	3	10
Infraction	I	864	707	1,152	834	318
Misdemeanor	M	195	464	489	210	279
Show Cause	SC	2	5	5	0	5
Traffic Total		1,076	1,235	1,705	1,057	648
<u>Civil</u>						
Admin License	AL	6	0	6	6	-
Garnishment	GA	17	1	19	18	1
Impoundment	IM	1	0	1	1	-
Interrogatory	IN	0	0	1	1	-
Protective Order	PO	6	1	6	6	-
Prelim Prot Order	PP	12	2	13	11	2
Show Cause	SC	0	0	1	1	-
Unlawful Detainer	UD	18	15	24	22	2
Warrant in Debt	WD	39	51	61	43	18
Civil Total		99	70	132	109	23
Caroline Totals		1,360	1,815	2,350	1,433	917



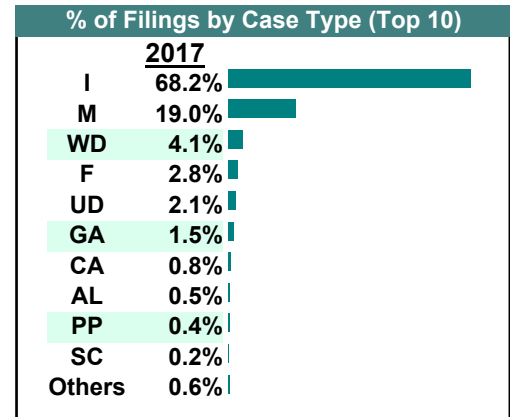
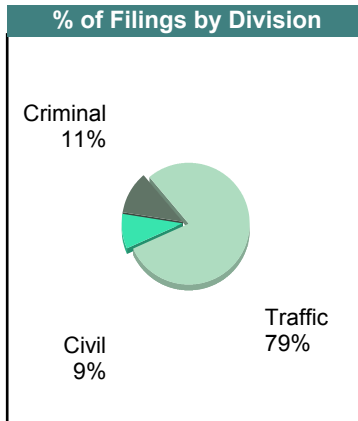
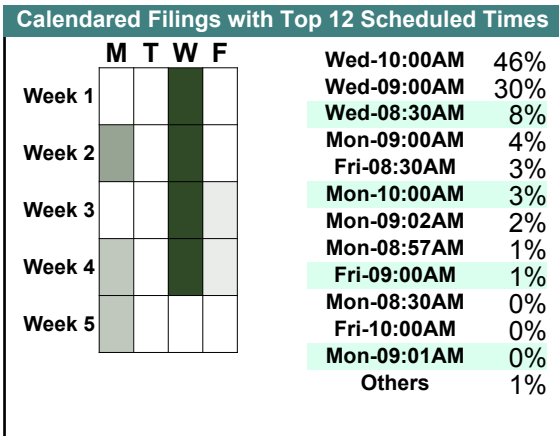
CASELOAD STATISTICS OF THE GENERAL DISTRICT COURTS

August 2017

Caroline

District: 15

		<u>Filings</u>	<u>Hearings</u>	<u>Transactions</u>	<u>Concluded</u>	<u>Cont</u>
<u>Criminal</u>						
Capias	CA	5	14	14	8	6
Civil Violation	CV	2	6	6	1	5
Felony	F	44	100	100	25	75
Misdemeanor	M	134	215	219	37	182
Show Cause	SC	1	2	2	2	-
Criminal Total		186	337	341	73	268
<u>Traffic</u>						
Capias	CA	7	20	20	8	12
Felony	F	1	12	12	4	8
Infraction	I	1,113	710	1,319	1,055	264
Misdemeanor	M	176	353	370	153	217
Show Cause	SC	0	2	2	0	2
Traffic Total		1,297	1,097	1,723	1,220	503
<u>Civil</u>						
Abstract	AJ	1	0	1	1	-
Admin License	AL	8	0	8	8	-
Bond Forfeiture	BF	1	0	1	1	-
Capias	CA	1	1	1	0	1
Counter Claim	CC	1	1	1	1	-
Garnishment	GA	24	3	26	23	3
Impoundment	IM	1	0	1	1	-
Interrogatory	IN	0	1	3	2	1
Other	OT	1	1	1	1	-
Protective Order	PO	2	0	2	2	-
Prelim Prot Order	PP	6	3	8	5	3
Show Cause	SC	2	1	3	2	1
Unlawful Detainer	UD	35	31	43	33	10
Warrant in Debt	WD	67	73	92	80	12
Civil Total		150	115	191	160	31
Caroline Totals		1,633	1,549	2,255	1,453	802



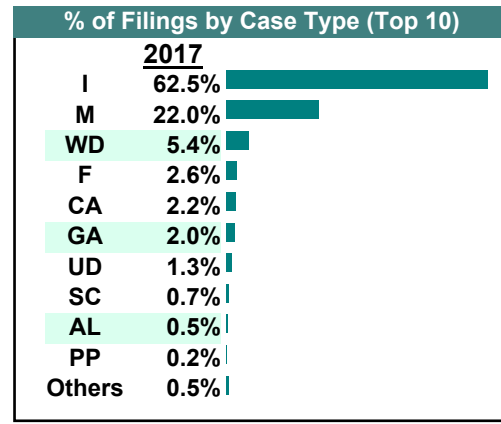
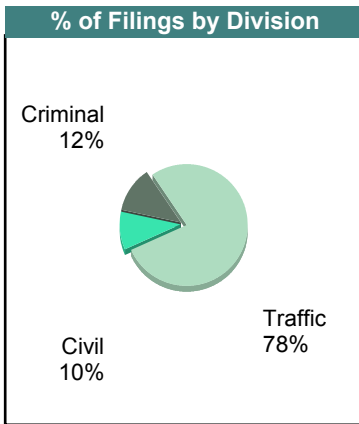
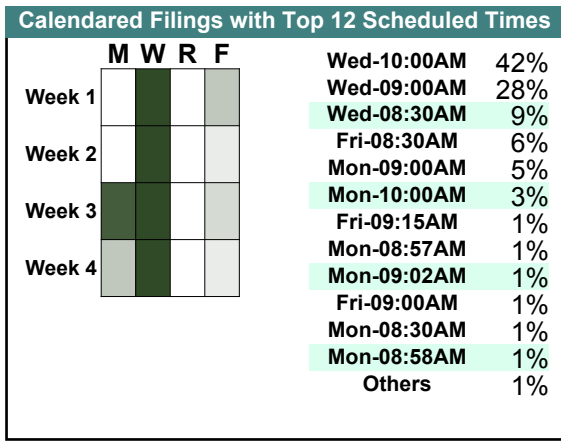
CASELOAD STATISTICS OF THE GENERAL DISTRICT COURTS

July 2017

Caroline

District: 15

		<u>Filings</u>	<u>Hearings</u>	<u>Transactions</u>	<u>Concluded</u>	<u>Cont</u>
<u>Criminal</u>						
Capias	CA	15	32	32	6	26
Civil Violation	CV	2	6	6	2	4
Felony	F	29	103	103	28	75
Misdemeanor	M	102	245	251	108	143
Show Cause	SC	8	14	14	9	5
Criminal Total		156	400	406	153	253
<u>Traffic</u>						
Capias	CA	13	32	32	7	25
Felony	F	4	10	10	2	8
Infraction	I	800	621	1,072	851	221
Misdemeanor	M	180	343	368	150	218
Show Cause	SC	0	1	1	1	-
Traffic Total		997	1,007	1,483	1,011	472
<u>Civil</u>						
Admin License	AL	6	0	6	6	-
Bond Forfeiture	BF	1	0	1	1	-
Counter Claim	CC	0	0	1	1	-
Garnishment	GA	26	1	28	27	1
Interrogatory	IN	1	0	3	3	-
Other	OT	2	0	2	2	-
Protective Order	PO	1	0	1	1	-
Prelim Prot Order	PP	3	0	3	3	-
Show Cause	SC	1	0	1	1	-
Unlawful Detainer	UD	17	15	24	17	7
Warrant in Debt	WD	69	62	89	65	24
Civil Total		127	78	159	127	32
Caroline Totals		1,280	1,485	2,048	1,291	757



CASELOAD STATISTICS OF THE GENERAL DISTRICT COURTS

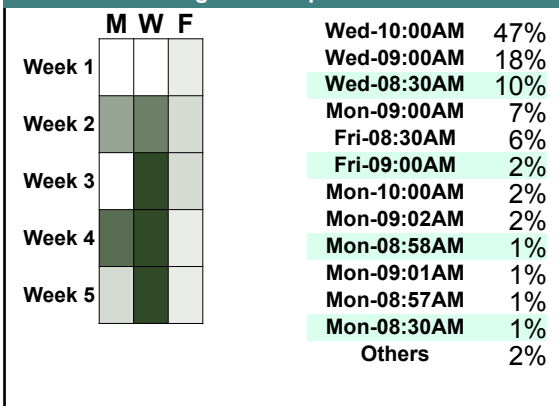
June 2017

Caroline

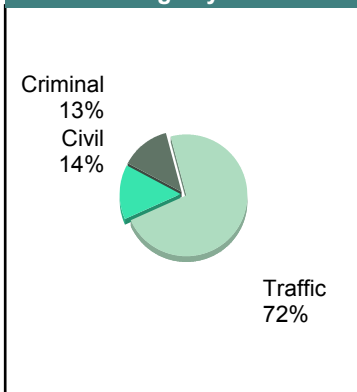
District: 15

		<u>Filings</u>	<u>Hearings</u>	<u>Transactions</u>	<u>Concluded</u>	<u>Cont</u>
<u>Criminal</u>						
Capias	CA	14	25	25	8	17
Civil Violation	CV	3	9	9	3	6
Felony	F	34	129	129	52	77
Misdemeanor	M	96	284	284	136	148
Show Cause	SC	9	19	19	8	11
Criminal Total		156	466	466	207	259
<u>Traffic</u>						
Capias	CA	7	23	23	7	16
Felony	F	2	15	15	3	12
Infraction	I	729	554	1,056	829	227
Misdemeanor	M	128	328	358	164	194
Show Cause	SC	0	2	2	0	2
Traffic Total		866	922	1,454	1,003	451
<u>Civil</u>						
Abstract	AJ	1	0	1	1	-
Admin License	AL	5	0	5	5	-
Counter Claim	CC	1	2	2	0	2
Garnishment	GA	28	5	31	26	5
Impoundment	IM	1	0	1	1	-
Interrogatory	IN	9	3	13	10	3
Protective Order	PO	4	0	4	4	-
Prelim Prot Order	PP	6	1	7	6	1
Show Cause	SC	1	1	4	3	1
Unlawful Detainer	UD	26	28	33	24	9
Warrant in Debt	WD	91	87	108	76	32
Civil Total		173	127	209	156	53
Caroline Totals		1,195	1,515	2,129	1,366	763

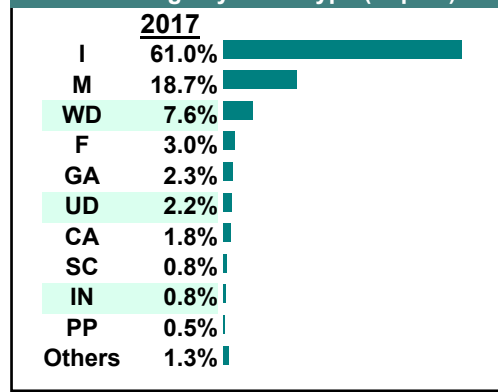
Calendared Filings with Top 12 Scheduled Times



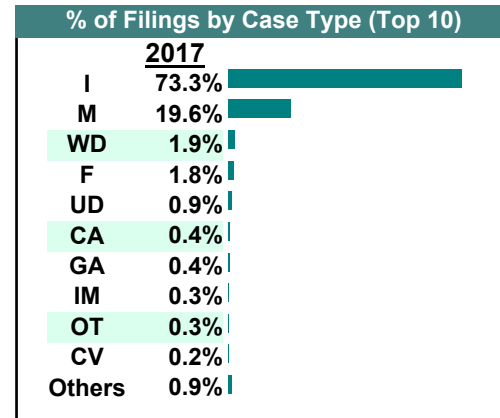
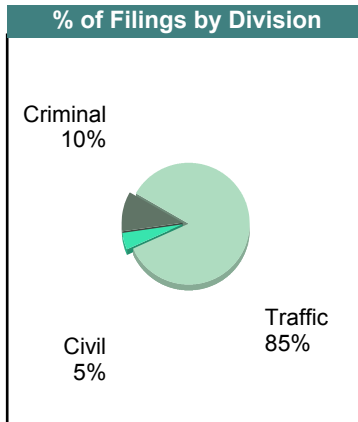
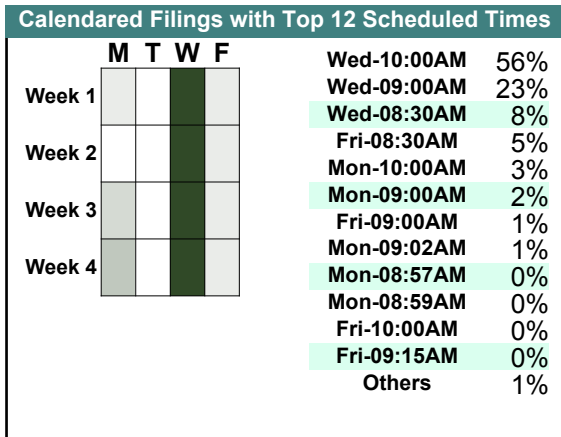
% of Filings by Division



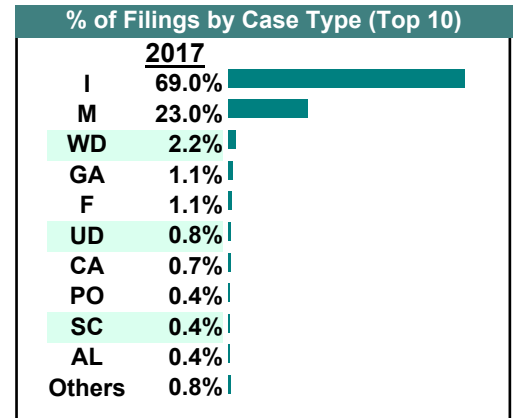
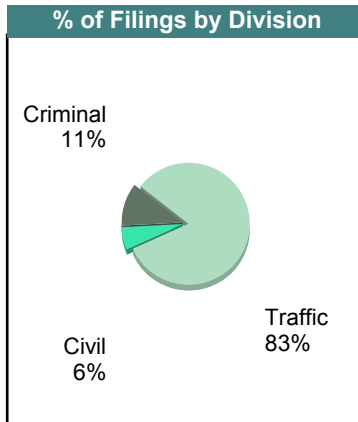
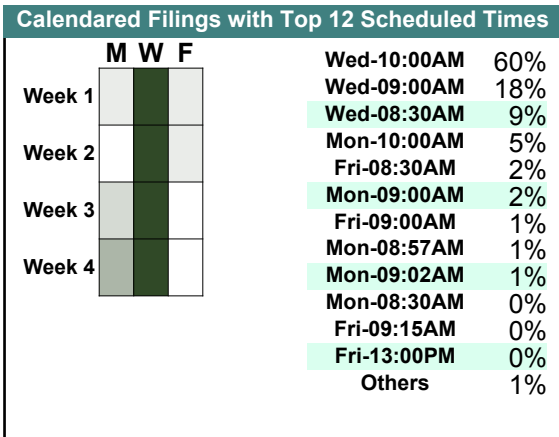
% of Filings by Case Type (Top 10)



		<u>Filings</u>	<u>Hearings</u>	<u>Transactions</u>	<u>Concluded</u>	<u>Cont</u>
<u>Criminal</u>						
Capias	CA	1	6	6	3	3
Civil Violation	CV	4	7	7	2	5
Felony	F	27	115	115	38	77
Misdemeanor	M	144	257	265	114	151
Show Cause	SC	1	3	3	1	2
Criminal Total		177	388	396	158	238
<u>Traffic</u>						
Capias	CA	6	23	23	12	11
Felony	F	3	6	6	1	5
Infraction	I	1,246	824	1,530	1,210	320
Misdemeanor	M	190	342	377	168	209
Show Cause	SC	2	4	4	0	4
Traffic Total		1,447	1,199	1,940	1,391	549
<u>Civil</u>						
Admin License	AL	3	0	3	3	-
Garnishment	GA	6	2	7	5	2
Impoundment	IM	5	0	5	5	-
Interrogatory	IN	4	3	6	3	3
Other	OT	5	3	5	5	-
Protective Order	PO	1	0	1	1	-
Prelim Prot Order	PP	4	0	4	4	-
Show Cause	SC	1	1	2	1	1
Unlawful Detainer	UD	16	16	22	17	5
Warrant in Debt	WD	32	37	48	34	14
Civil Total		77	62	103	78	25
Caroline Totals		1,701	1,649	2,439	1,627	812



		<u>Filings</u>	<u>Hearings</u>	<u>Transactions</u>	<u>Concluded</u>	<u>Cont</u>
<u>Criminal</u>						
Capias	CA	4	17	17	5	12
Civil Violation	CV	1	4	4	1	3
Felony	F	18	185	189	81	108
Misdemeanor	M	182	377	379	202	177
Show Cause	SC	4	5	5	2	3
Criminal Total		209	588	594	291	303
<u>Traffic</u>						
Capias	CA	9	26	26	2	24
Felony	F	2	10	10	2	8
Infraction	I	1,267	843	1,542	1,208	333
Misdemeanor	M	241	430	460	246	214
Show Cause	SC	1	1	1	1	-
Traffic Total		1,520	1,310	2,039	1,459	579
<u>Civil</u>						
Abstract	AJ	1	0	1	1	-
Admin License	AL	7	0	7	7	-
Garnishment	GA	21	1	23	22	1
Impoundment	IM	6	0	6	6	-
Interrogatory	IN	2	6	6	0	6
Protective Order	PO	8	1	8	7	-
Prelim Prot Order	PP	4	1	6	5	1
Show Cause	SC	3	4	4	0	4
Unlawful Detainer	UD	14	13	16	11	5
Warrant in Debt	WD	41	53	66	51	15
Civil Total		107	79	143	110	32
Caroline Totals		1,836	1,977	2,776	1,860	914



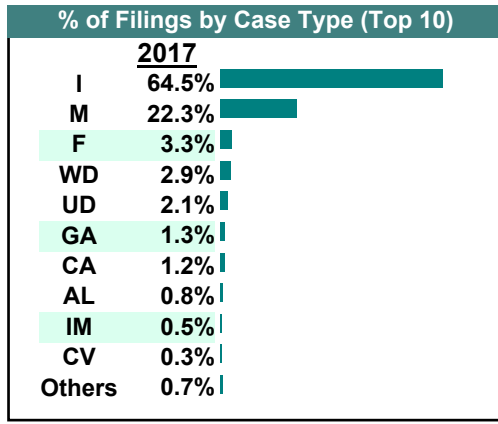
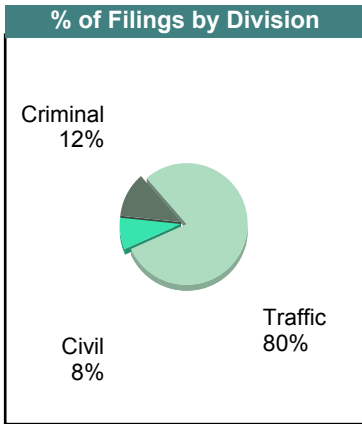
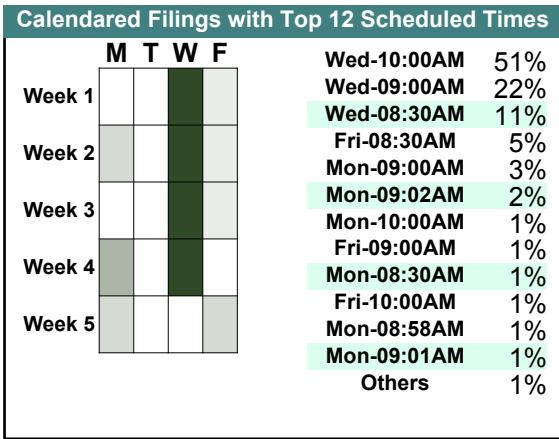
CASELOAD STATISTICS OF THE GENERAL DISTRICT COURTS

March 2017

Caroline

District: 15

		<u>Filings</u>	<u>Hearings</u>	<u>Transactions</u>	<u>Concluded</u>	<u>Cont</u>
<u>Criminal</u>						
Capias	CA	10	24	24	11	13
Civil Violation	CV	4	6	6	3	3
Felony	F	49	120	120	33	87
Misdemeanor	M	124	297	303	134	169
Show Cause	SC	1	7	7	7	-
Criminal Total		188	454	460	188	272
<u>Traffic</u>						
Capias	CA	9	22	22	4	18
Civil Violation	CV	1	1	1	1	-
Felony	F	4	9	9	1	8
Infraction	I	1,021	765	1,298	1,019	279
Misdemeanor	M	229	441	471	242	229
Show Cause	SC	0	1	1	0	1
Traffic Total		1,264	1,239	1,802	1,267	535
<u>Civil</u>						
Abstract	AJ	2	0	2	2	-
Admin License	AL	13	0	13	13	-
Garnishment	GA	21	0	22	22	-
Impoundment	IM	8	1	9	8	1
Other	OT	1	0	1	1	-
Protective Order	PO	2	0	2	2	-
Prelim Prot Order	PP	5	2	7	5	2
Unlawful Detainer	UD	33	24	39	32	7
Warrant in Debt	WD	46	42	53	41	12
Civil Total		131	69	148	126	22
Caroline Totals		1,583	1,762	2,410	1,581	829



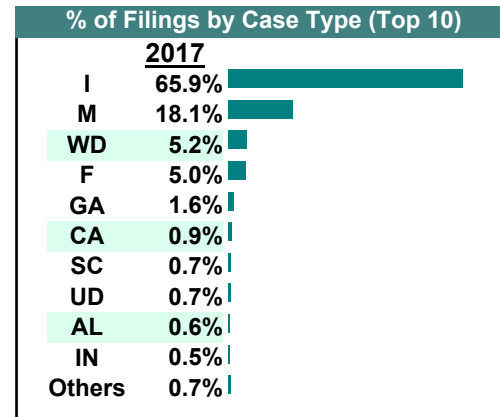
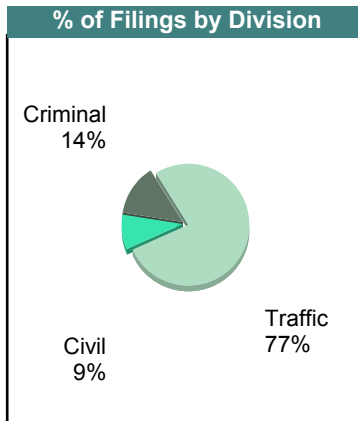
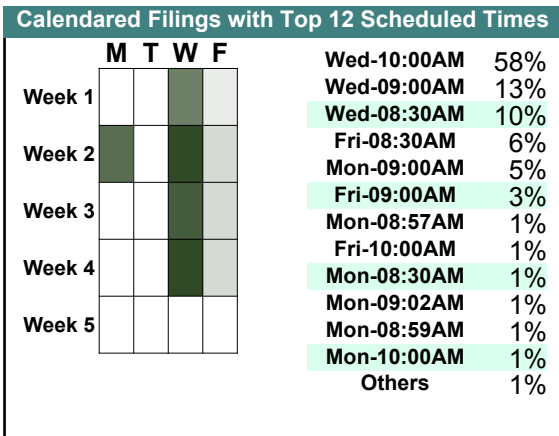
CASELOAD STATISTICS OF THE GENERAL DISTRICT COURTS

February 2017

Caroline

District: 15

		<u>Filings</u>	<u>Hearings</u>	<u>Transactions</u>	<u>Concluded</u>	<u>Cont</u>
<u>Criminal</u>						
Capias	CA	5	18	18	10	8
Civil Violation	CV	2	9	9	5	4
Felony	F	81	251	252	72	180
Misdemeanor	M	125	296	298	93	205
Show Cause	SC	9	13	13	6	7
Criminal Total		222	587	590	186	404
<u>Traffic</u>						
Capias	CA	10	23	23	9	14
Felony	F	1	6	6	1	5
Infraction	I	1,074	681	1,273	985	288
Misdemeanor	M	170	341	355	159	196
Show Cause	SC	1	2	2	1	1
Traffic Total		1,256	1,053	1,659	1,155	504
<u>Civil</u>						
Admin License	AL	9	0	9	9	-
Garnishment	GA	26	3	36	33	3
Impoundment	IM	1	0	1	1	-
Interrogatory	IN	8	4	10	6	4
Protective Order	PO	4	0	4	4	-
Prelim Prot Order	PP	5	1	6	5	1
Show Cause	SC	2	1	3	2	1
Unlawful Detainer	UD	12	11	17	14	3
Warrant in Debt	WD	84	94	118	93	25
Civil Total		151	114	204	167	37
Caroline Totals		1,629	1,754	2,453	1,508	945



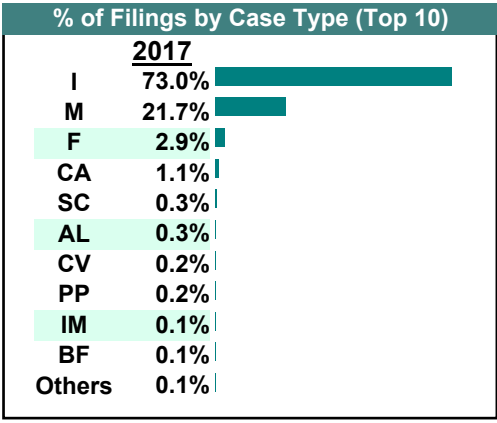
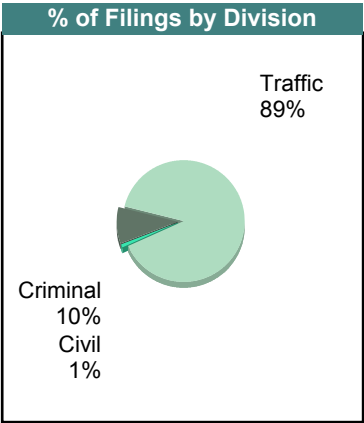
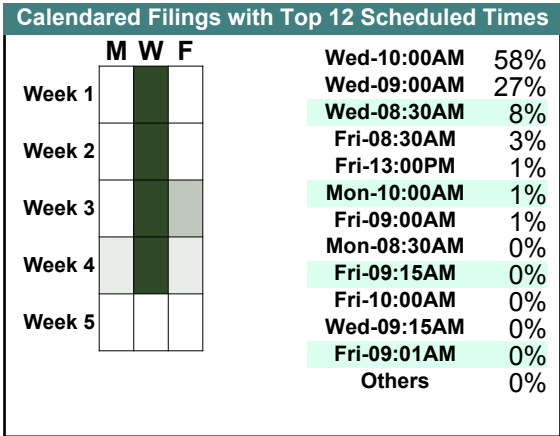
CASELOAD STATISTICS OF THE GENERAL DISTRICT COURTS

January 2017

Caroline

District: 15

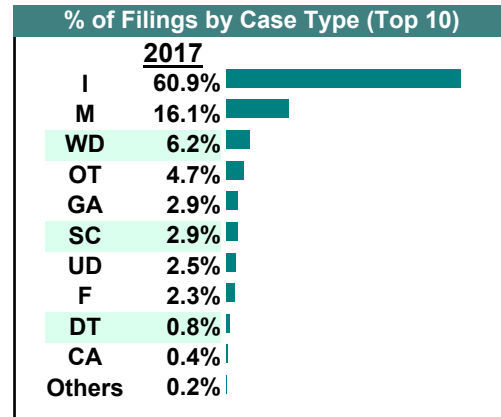
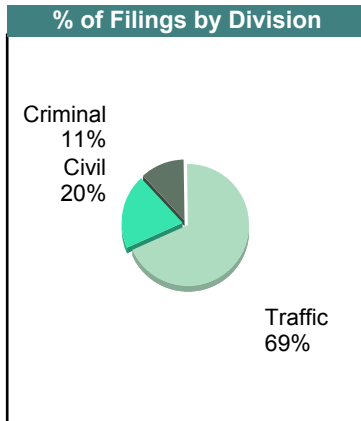
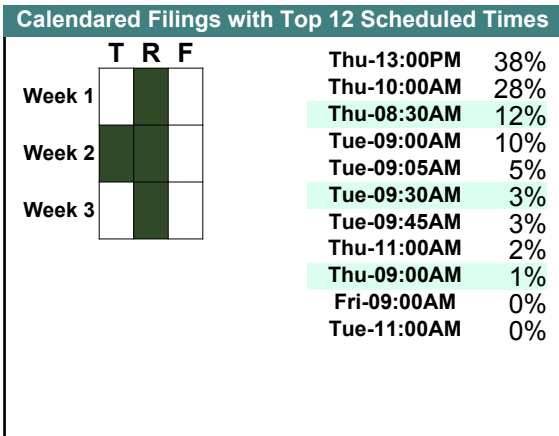
		<u>Filings</u>	<u>Hearings</u>	<u>Transactions</u>	<u>Concluded</u>	<u>Cont</u>
<u>Criminal</u>						
Capias	CA	7	32	32	13	19
Civil Violation	CV	2	7	7	3	4
Felony	F	41	117	117	18	99
Misdemeanor	M	93	243	244	95	149
Show Cause	SC	4	8	8	5	3
Criminal Total		147	407	408	134	274
<u>Traffic</u>						
Capias	CA	10	27	27	13	14
Civil Violation	CV	1	2	2	2	-
Felony	F	2	9	9	2	7
Infraction	I	1,084	701	1,282	1,024	258
Misdemeanor	M	229	409	431	190	241
Show Cause	SC	1	2	2	1	1
Traffic Total		1,327	1,150	1,753	1,232	521
<u>Civil</u>						
Admin License	AL	4	0	4	4	-
Bond Forfeiture	BF	1	0	1	1	-
Impoundment	IM	2	0	2	2	-
Other	OT	0	1	1	1	-
Protective Order	PO	1	0	1	1	-
Prelim Prot Order	PP	3	2	4	2	2
Civil Total		11	3	13	11	2
Caroline Totals		1,485	1,560	2,174	1,377	797



CASELOAD STATISTICS OF THE GENERAL DISTRICT COURTS

December 2017

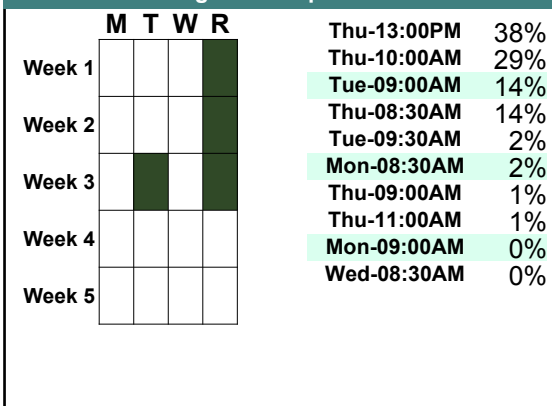
		<u>Filings</u>	<u>Hearings</u>	<u>Transactions</u>	<u>Concluded</u>	<u>Cont</u>
<u>Criminal</u>						
Capias	CA	1	7	7	6	1
Civil Violation	CV	0	2	2	2	-
Felony	F	11	91	92	57	35
Misdemeanor	M	45	109	115	75	40
Motion	MO	1	1	1	1	-
Show Cause	SC	1	6	6	5	1
Criminal Total		59	216	223	146	77
<u>Traffic</u>						
Capias	CA	1	2	2	1	1
Felony	F	1	2	2	1	1
Infraction	I	313	180	357	318	39
Misdemeanor	M	38	90	90	50	40
Traffic Total		353	274	451	370	81
<u>Civil</u>						
Counter Claim	CC	0	0	1	1	-
Detinue	DT	4	4	11	10	1
Garnishment	GA	15	2	15	13	2
Other	OT	24	15	39	24	15
Show Cause	SC	14	7	17	10	7
Unlawful Detainer	UD	13	8	14	14	-
Warrant in Debt	WD	32	37	46	28	18
Civil Total		102	73	143	100	43
Essex Totals		514	563	817	616	201



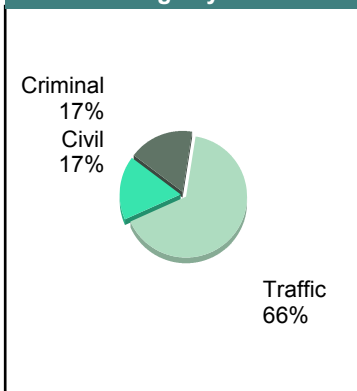
November 2017

		Filings	Hearings	Transactions	Concluded	Cont
<u>Criminal</u>						
Capias	CA	5	15	15	3	12
Civil Violation	CV	1	1	1	1	-
Felony	F	20	90	92	26	66
Misdemeanor	M	42	74	77	23	54
Show Cause	SC	1	2	2	0	2
Criminal Total		69	182	187	53	134
<u>Traffic</u>						
Capias	CA	1	6	6	3	3
Civil Violation	CV	1	0	1	1	-
Felony	F	0	2	2	1	1
Infraction	I	233	131	261	235	26
Misdemeanor	M	26	60	64	36	28
Traffic Total		261	199	334	276	58
<u>Civil</u>						
Detinue	DT	14	14	21	7	14
Garnishment	GA	9	0	9	9	-
Other	OT	2	0	2	2	-
Prelim Prot Order	PP	1	0	1	1	-
Unlawful Detainer	UD	12	9	12	8	4
Warrant in Debt	WD	29	25	38	29	9
Civil Total		67	48	83	56	27
Essex Totals		397	429	604	385	219

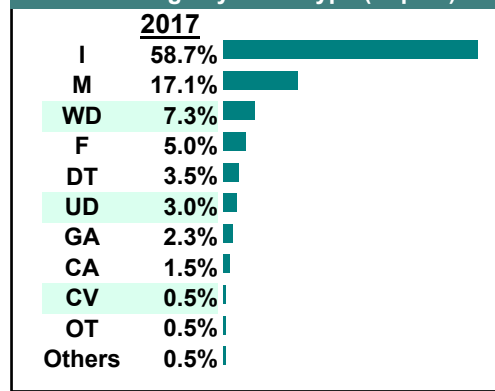
Calendared Filings with Top 12 Scheduled Times



% of Filings by Division



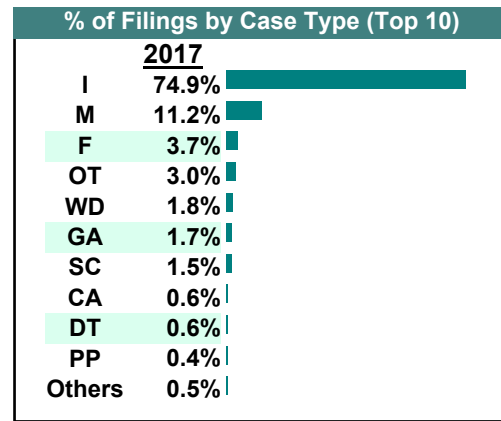
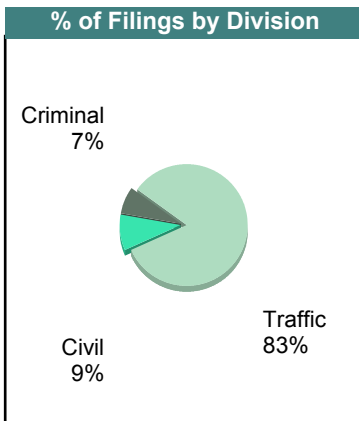
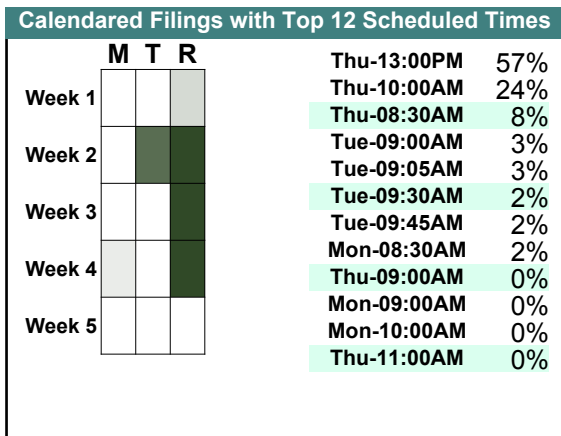
% of Filings by Case Type (Top 10)



CASELOAD STATISTICS OF THE GENERAL DISTRICT COURTS

October 2017

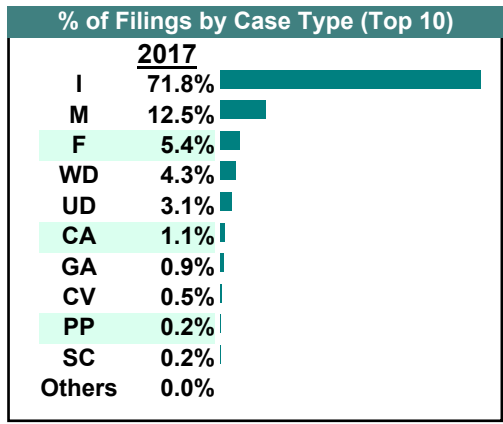
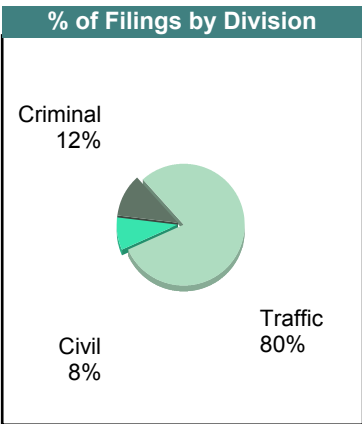
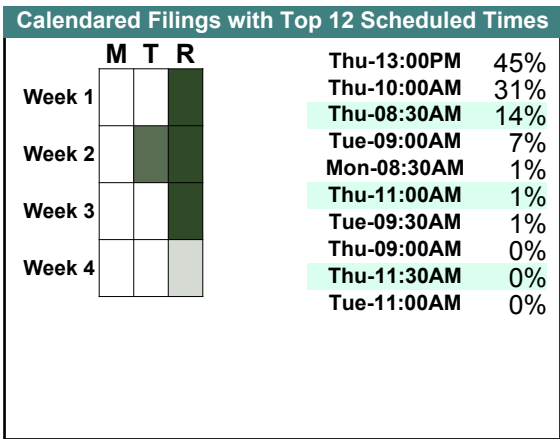
		<u>Filings</u>	<u>Hearings</u>	<u>Transactions</u>	<u>Concluded</u>	<u>Cont</u>
<u>Criminal</u>						
Capias	CA	2	10	10	2	8
Civil Violation	CV	1	2	2	1	1
Felony	F	36	63	63	11	52
Misdemeanor	M	30	65	67	33	34
Show Cause	SC	1	6	6	3	3
Criminal Total		70	146	148	50	98
<u>Traffic</u>						
Capias	CA	4	7	7	1	6
Felony	F	0	4	4	3	1
Infraction	I	731	374	865	825	40
Misdemeanor	M	79	136	138	79	59
Traffic Total		814	521	1,014	908	106
<u>Civil</u>						
Detinue	DT	6	7	10	5	5
Garnishment	GA	17	0	17	17	-
Other	OT	29	15	46	31	15
Prelim Prot Order	PP	4	3	5	2	3
Show Cause	SC	14	3	18	15	3
Unlawful Detainer	UD	4	6	11	10	1
Warrant in Debt	WD	18	18	23	14	9
Civil Total		92	52	130	94	36
Essex Totals		976	719	1,292	1,052	240



CASELOAD STATISTICS OF THE GENERAL DISTRICT COURTS

September 2017

		<u>Filings</u>	<u>Hearings</u>	<u>Transactions</u>	<u>Concluded</u>	<u>Cont</u>
<u>Criminal</u>						
Capias	CA	4	13	13	4	9
Civil Violation	CV	3	5	5	2	3
Felony	F	29	73	83	18	65
Misdemeanor	M	27	122	129	50	79
Show Cause	SC	1	5	5	4	1
Criminal Total		64	218	235	78	157
<u>Traffic</u>						
Capias	CA	2	2	2	2	-
Felony	F	1	5	7	3	4
Infraction	I	398	241	450	380	70
Misdemeanor	M	42	97	101	51	50
Traffic Total		443	345	560	436	124
<u>Civil</u>						
Counter Claim	CC	0	1	1	0	1
Detinue	DT	0	7	8	3	5
Garnishment	GA	5	0	5	5	-
Prelim Prot Order	PP	1	0	5	5	-
Unlawful Detainer	UD	17	8	17	12	5
Warrant in Debt	WD	24	25	35	23	12
Civil Total		47	41	71	48	23
Essex Totals		554	604	866	562	304




CASELOAD STATISTICS OF THE GENERAL DISTRICT COURTS

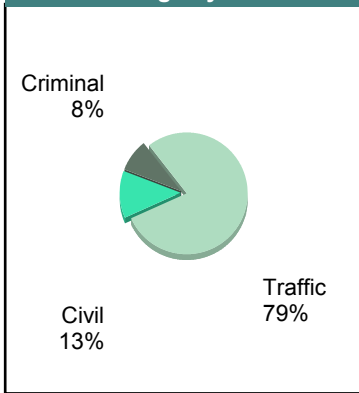
August 2017

		<u>Filings</u>	<u>Hearings</u>	<u>Transactions</u>	<u>Concluded</u>	<u>Cont</u>
<u>Criminal</u>						
Capias	CA	2	7	7	1	6
Civil Violation	CV	1	1	1	0	1
Felony	F	36	59	64	16	48
Misdemeanor	M	32	70	74	18	56
Show Cause	SC	0	6	6	3	3
Criminal Total		71	143	152	38	114
<u>Traffic</u>						
Capias	CA	0	2	2	1	1
Felony	F	4	5	5	0	5
Infraction	I	580	321	645	536	109
Misdemeanor	M	77	122	123	66	57
Show Cause	SC	1	1	1	1	-
Traffic Total		662	451	776	604	172
<u>Civil</u>						
Capias	CA	1	0	1	1	-
Counter Claim	CC	0	1	1	0	1
Detinue	DT	5	6	9	3	6
Garnishment	GA	12	0	12	12	-
Interrogatory	IN	1	0	3	3	-
Overweight	OC	1	0	1	1	-
Other	OT	28	18	49	31	17
Prelim Prot Order	PP	2	2	2	0	2
Petition-Restore Arms	PR	1	0	1	1	-
Show Cause	SC	20	4	33	29	4
Unlawful Detainer	UD	12	10	14	12	2
Warrant in Debt	WD	22	23	33	25	8
Civil Total		105	64	159	118	40
Essex Totals		838	658	1,087	760	326

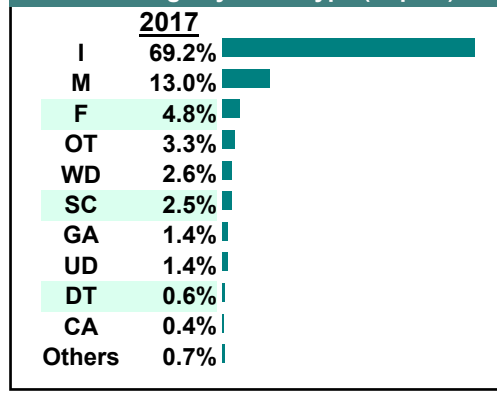
Calendared Filings with Top 12 Scheduled Times



% of Filings by Division



% of Filings by Case Type (Top 10)



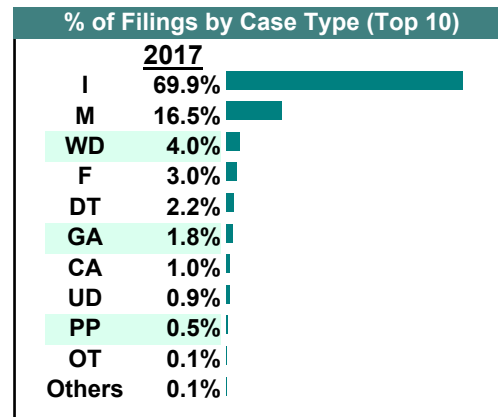
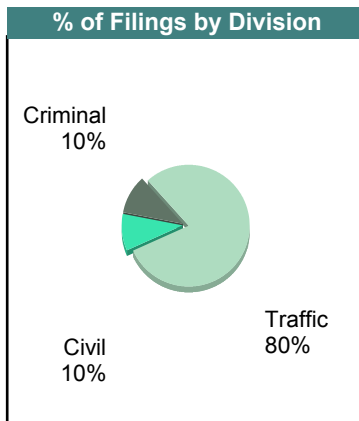
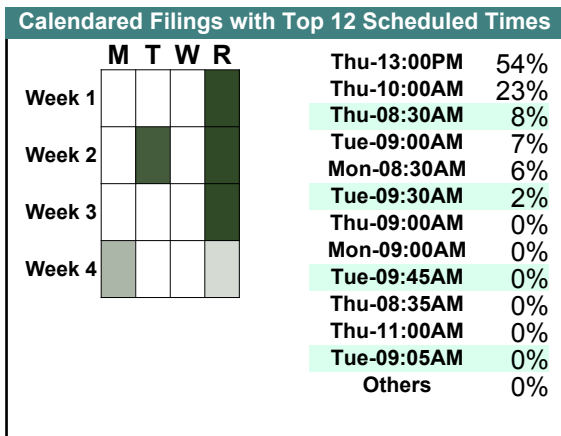
CASELOAD STATISTICS OF THE GENERAL DISTRICT COURTS

July 2017

Essex

District: 15

		<u>Filings</u>	<u>Hearings</u>	<u>Transactions</u>	<u>Concluded</u>	<u>Cont</u>
<u>Criminal</u>						
Capias	CA	6	9	9	4	5
Civil Violation	CV	0	1	1	1	-
Felony	F	23	46	54	24	30
Misdemeanor	M	51	81	84	24	60
Show Cause	SC	0	3	3	0	3
Criminal Total		80	140	151	53	98
<u>Traffic</u>						
Capias	CA	2	3	3	2	1
Felony	F	0	3	5	3	2
Infraction	I	543	276	577	535	40
Misdemeanor	M	77	111	113	61	51
Show Cause	SC	0	1	1	1	-
Traffic Total		622	394	699	602	94
<u>Civil</u>						
Detinue	DT	17	11	24	20	4
Garnishment	GA	14	0	16	16	-
Interrogatory	IN	0	0	1	1	-
Other	OT	1	0	1	1	-
Prelim Prot Order	PP	4	3	4	1	3
Show Cause	SC	1	0	1	1	-
Unlawful Detainer	UD	7	3	9	7	2
Warrant in Debt	WD	31	31	43	34	9
Civil Total		75	48	99	81	18
Essex Totals		777	582	949	736	210



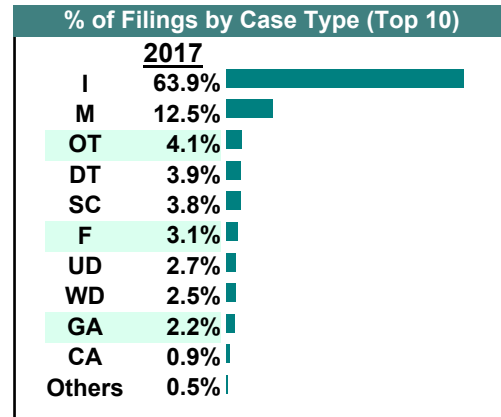
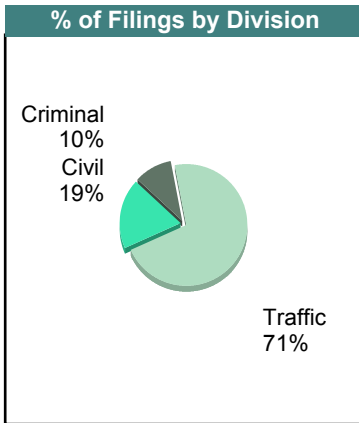
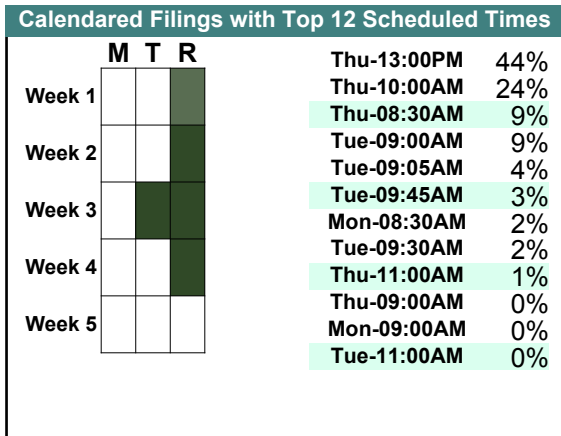
CASELOAD STATISTICS OF THE GENERAL DISTRICT COURTS

June 2017

Essex

District: 15

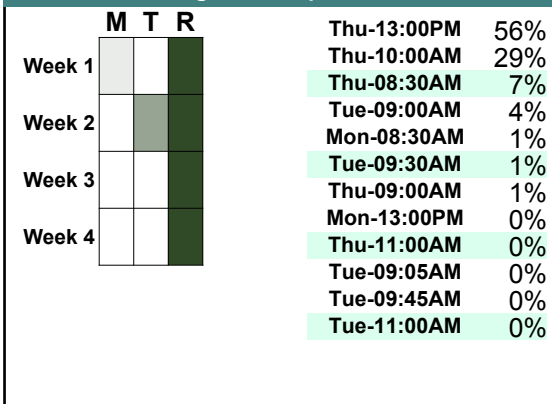
		<u>Filings</u>	<u>Hearings</u>	<u>Transactions</u>	<u>Concluded</u>	<u>Cont</u>
<u>Criminal</u>						
Capias	CA	5	9	9	6	3
Civil Violation	CV	2	3	3	2	1
Felony	F	19	34	43	21	22
Misdemeanor	M	34	58	68	32	36
Show Cause	SC	3	4	4	1	3
Criminal Total		63	108	127	62	65
<u>Traffic</u>						
Capias	CA	1	1	1	0	1
Felony	F	1	1	1	0	1
Infraction	I	409	221	466	428	37
Misdemeanor	M	46	82	85	48	37
Show Cause	SC	0	1	1	1	-
Traffic Total		457	306	554	477	76
<u>Civil</u>						
Counter Claim	CC	1	1	1	0	1
Detinue	DT	25	21	37	27	10
Garnishment	GA	14	1	14	13	1
Other	OT	26	21	48	27	21
Show Cause	SC	21	13	26	13	13
Unlawful Detainer	UD	17	10	17	15	2
Warrant in Debt	WD	16	16	25	14	11
Civil Total		120	83	168	109	59
Essex Totals		640	497	849	648	200



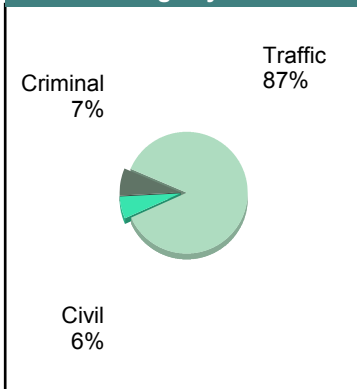
May 2017

		Filings	Hearings	Transactions	Concluded	Cont
<u>Criminal</u>						
Capias	CA	2	5	5	2	3
Civil Violation	CV	0	1	1	1	-
Felony	F	13	24	30	11	19
Misdemeanor	M	28	54	61	29	32
Show Cause	SC	1	5	5	1	4
Criminal Total		44	89	102	44	58
<u>Traffic</u>						
Felony	F	3	5	5	0	5
Infraction	I	458	244	496	416	80
Misdemeanor	M	53	92	99	54	45
Show Cause	SC	0	1	1	0	1
Traffic Total		514	342	601	470	131
<u>Civil</u>						
Detinue	DT	10	8	13	7	6
Garnishment	GA	7	0	10	10	-
Interrogatory	IN	1	1	2	1	1
Prelim Prot Order	PP	1	0	1	1	-
Show Cause	SC	1	0	1	1	-
Unlawful Detainer	UD	6	4	8	7	1
Warrant in Debt	WD	8	14	16	8	8
Civil Total		34	27	51	35	16
Essex Totals		592	458	754	549	205

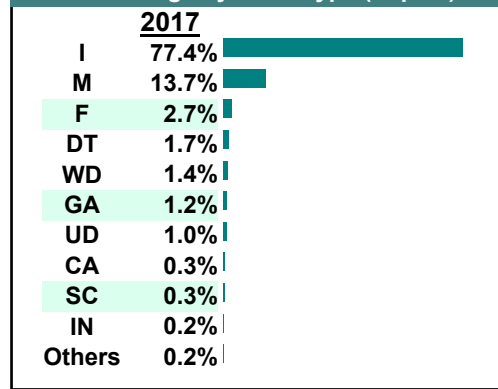
Calendared Filings with Top 12 Scheduled Times



% of Filings by Division

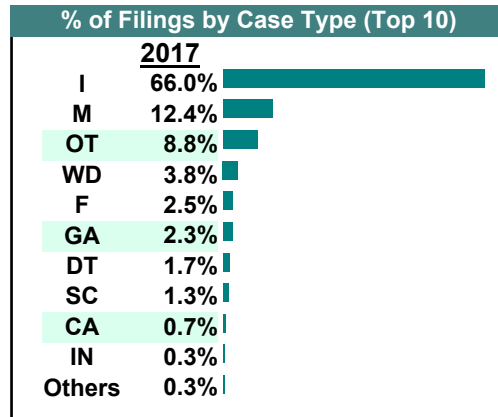
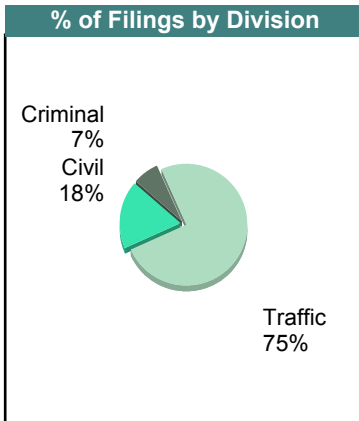
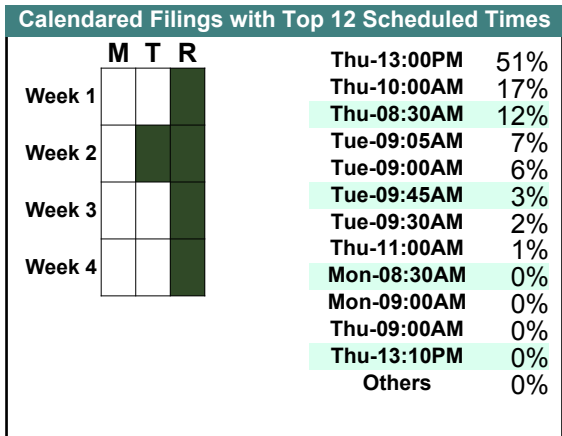


% of Filings by Case Type (Top 10)



April 2017

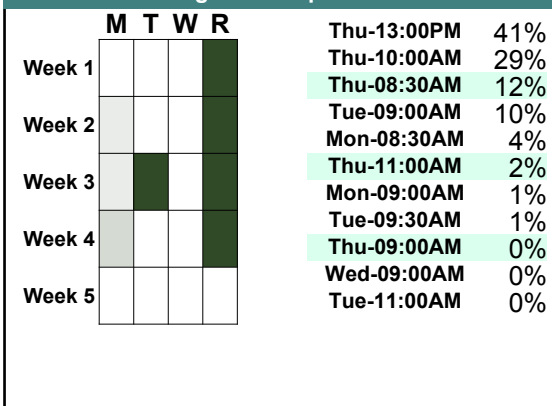
		<u>Filings</u>	<u>Hearings</u>	<u>Transactions</u>	<u>Concluded</u>	<u>Cont</u>
<u>Criminal</u>						
Capias	CA	3	8	8	6	2
Felony	F	13	40	46	14	32
Misdemeanor	M	24	73	79	48	31
Show Cause	SC	2	12	12	1	11
Criminal Total		42	133	145	69	76
<u>Traffic</u>						
Capias	CA	1	6	6	4	2
Felony	F	2	3	4	2	2
Infraction	I	399	215	425	370	55
Misdemeanor	M	51	88	88	41	47
Show Cause	SC	0	1	1	1	-
Traffic Total		453	313	524	418	106
<u>Civil</u>						
Capias	CA	0	0	1	1	-
Detinue	DT	10	10	19	14	5
Garnishment	GA	14	2	15	13	2
Interrogatory	IN	2	2	3	1	2
Other	OT	53	22	72	50	22
Show Cause	SC	6	5	7	2	5
Unlawful Detainer	UD	2	3	9	8	1
Warrant in Debt	WD	23	22	25	17	8
Civil Total		110	66	151	106	45
Essex Totals		605	512	820	593	227



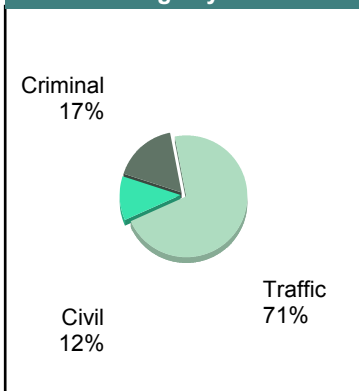
March 2017

		Filings	Hearings	Transactions	Concluded	Cont
<u>Criminal</u>						
Capias	CA	5	20	20	8	12
Civil Violation	CV	2	3	3	1	2
Felony	F	3	23	24	3	21
Misdemeanor	M	64	102	105	44	61
Show Cause	SC	8	30	30	14	16
Criminal Total		82	178	182	70	112
<u>Traffic</u>						
Capias	CA	1	6	6	3	3
Felony	F	0	1	1	0	1
Infraction	I	309	164	336	304	32
Misdemeanor	M	33	71	71	29	42
Show Cause	SC	2	3	3	0	3
Traffic Total		345	245	417	336	81
<u>Civil</u>						
Detinue	DT	7	12	23	13	10
Garnishment	GA	4	0	4	4	-
Impoundment	IM	1	0	1	1	-
Other	OT	4	0	4	4	-
Unlawful Detainer	UD	23	11	28	21	7
Warrant in Debt	WD	17	15	28	21	7
Civil Total		56	38	88	64	24
Essex Totals		483	461	687	470	217

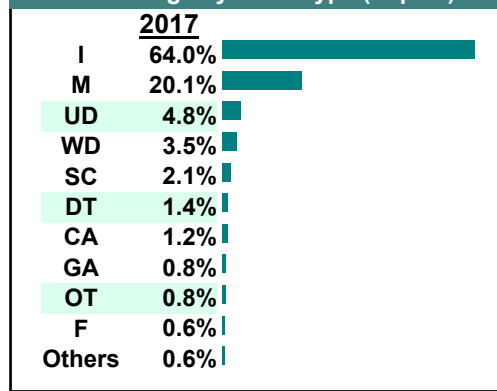
Calendared Filings with Top 12 Scheduled Times



% of Filings by Division

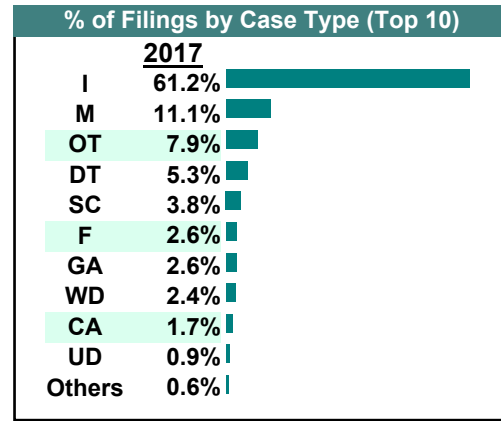
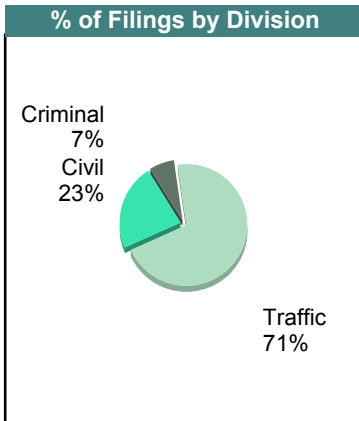
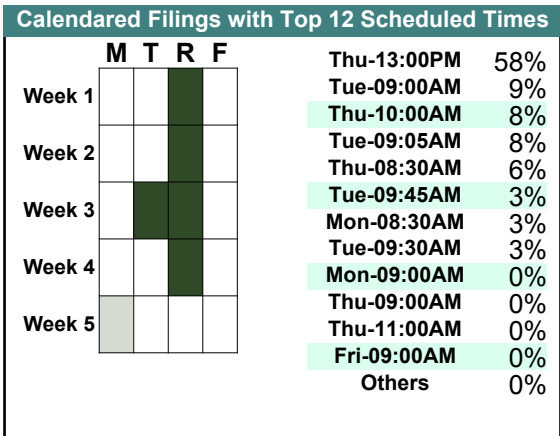


% of Filings by Case Type (Top 10)



February 2017

		Filings	Hearings	Transactions	Concluded	Cont
<u>Criminal</u>						
Capias	CA	6	15	15	6	9
Civil Violation	CV	1	2	2	1	1
Felony	F	12	36	37	9	28
Misdemeanor	M	12	63	63	19	44
Show Cause	SC	4	15	15	4	11
Criminal Total		35	131	132	39	93
<u>Traffic</u>						
Capias	CA	1	2	2	0	2
Felony	F	2	2	2	0	2
Infraction	I	326	166	346	322	24
Misdemeanor	M	47	78	78	45	33
Traffic Total		376	248	428	367	61
<u>Civil</u>						
Capias	CA	2	0	2	2	-
Detinue	DT	28	15	34	23	11
Garnishment	GA	14	2	14	12	2
Interrogatory	IN	2	1	2	1	1
Other	OT	42	18	61	43	18
Show Cause	SC	16	0	17	17	-
Unlawful Detainer	UD	5	11	11	6	5
Warrant in Debt	WD	13	15	24	14	10
Civil Total		122	62	165	118	47
Essex Totals		533	441	725	524	201




CASELOAD STATISTICS OF THE GENERAL DISTRICT COURTS

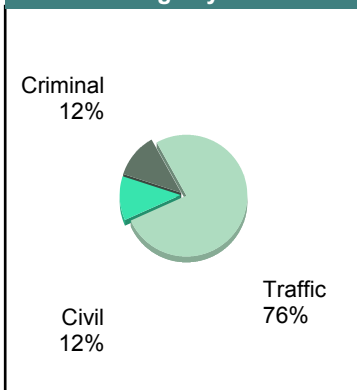
January 2017

		<u>Filings</u>	<u>Hearings</u>	<u>Transactions</u>	<u>Concluded</u>	<u>Cont</u>
<u>Criminal</u>						
Capias	CA	8	19	19	4	15
Civil Violation	CV	1	0	1	1	-
Felony	F	18	33	35	10	25
Misdemeanor	M	39	80	91	38	53
Show Cause	SC	1	17	17	4	13
Criminal Total		67	149	163	57	106
<u>Traffic</u>						
Capias	CA	3	4	4	2	2
Civil Violation	CV	1	1	1	1	-
Infraction	I	371	170	412	391	21
Misdemeanor	M	47	82	83	46	37
Motion	MO	1	1	1	1	-
Show Cause	SC	0	1	1	0	1
Traffic Total		423	259	502	441	61
<u>Civil</u>						
Capias	CA	0	1	1	0	1
Detinue	DT	20	19	32	21	11
Garnishment	GA	14	0	14	14	-
Interrogatory	IN	1	1	1	0	1
Other	OT	3	0	3	3	-
Prelim Prot Order	PP	0	0	1	1	-
Unlawful Detainer	UD	18	15	23	18	5
Warrant in Debt	WD	8	11	18	14	4
Civil Total		64	47	93	71	22
Essex Totals		554	455	758	569	189

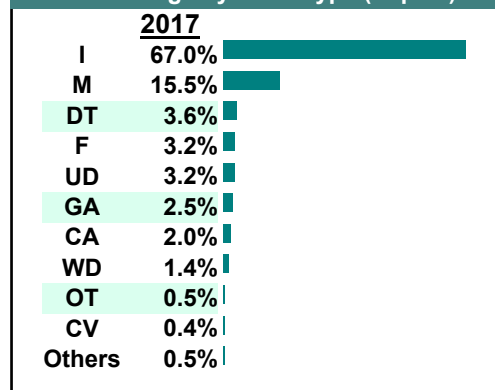
Calendared Filings with Top 12 Scheduled Times



% of Filings by Division

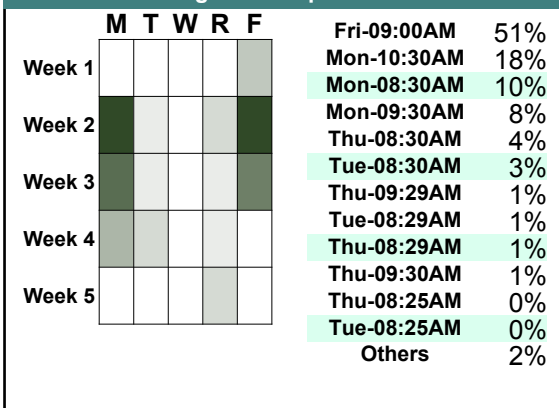


% of Filings by Case Type (Top 10)

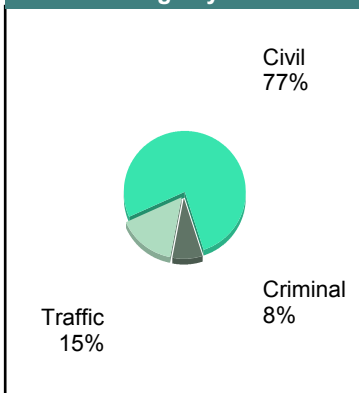


		<u>Filings</u>	<u>Hearings</u>	<u>Transactions</u>	<u>Concluded</u>	<u>Cont</u>
<u>Criminal</u>						
Capias	CA	16	93	93	23	70
Civil Violation	CV	4	9	9	5	4
Felony	F	76	204	204	74	130
Misdemeanor	M	112	403	405	182	223
Show Cause	SC	4	32	32	5	27
Criminal Total		212	741	743	289	454
<u>Traffic</u>						
Capias	CA	6	25	25	7	18
Felony	F	1	4	4	1	3
Infraction	I	333	230	409	322	85
Misdemeanor	M	69	166	166	68	98
Show Cause	SC	2	9	9	3	6
Traffic Total		411	434	613	401	210
<u>Civil</u>						
Admin License	AL	11	0	11	11	-
Bond Forfeiture	BF	4	2	4	3	1
Capias	CA	1	2	2	0	2
Detinue	DT	10	6	10	8	2
Garnishment	GA	548	79	626	547	79
Impoundment	IM	3	0	3	3	-
Interrogatory	IN	70	103	199	96	103
Protective Order	PO	3	1	3	3	-
Prelim Prot Order	PP	5	4	8	4	4
Show Cause	SC	66	3	76	73	3
Unlawful Detainer	UD	86	52	100	68	32
Warrant in Debt	WD	1,239	1,156	1,544	1,329	214
Civil Total		2,046	1,408	2,586	2,145	440
Fredericksburg Totals		2,669	2,583	3,942	2,835	1,104

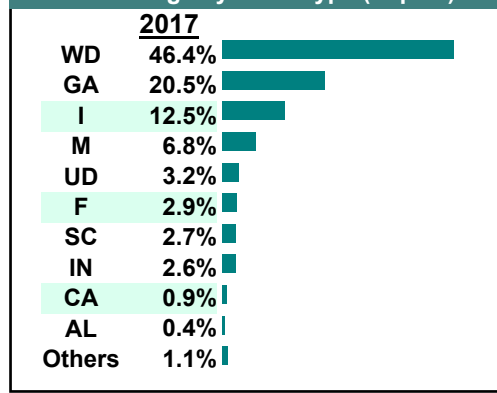
Calendared Filings with Top 12 Scheduled Times



% of Filings by Division

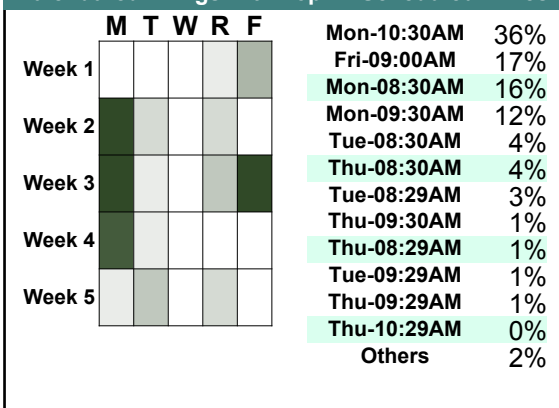


% of Filings by Case Type (Top 10)

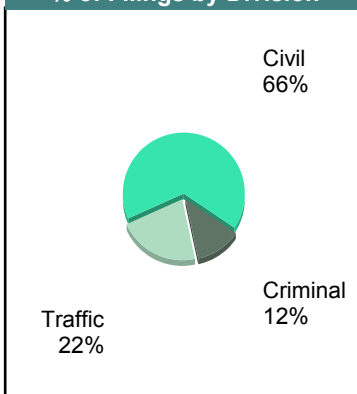


		<u>Filings</u>	<u>Hearings</u>	<u>Transactions</u>	<u>Concluded</u>	<u>Cont</u>
<u>Criminal</u>						
Capias	CA	15	45	45	18	27
Civil Violation	CV	2	4	4	2	2
Felony	F	65	187	187	52	135
Misdemeanor	M	149	391	396	144	252
Show Cause	SC	6	21	21	10	11
Criminal Total		237	648	653	226	427
<u>Traffic</u>						
Capias	CA	4	12	12	6	6
Felony	F	2	3	3	0	3
Infraction	I	332	237	396	330	66
Misdemeanor	M	73	131	132	70	62
Show Cause	SC	4	9	9	5	4
Traffic Total		415	392	552	411	141
<u>Civil</u>						
Admin License	AL	9	0	9	9	-
Bond Forfeiture	BF	1	0	2	2	-
Detinue	DT	2	1	4	4	-
Garnishment	GA	178	55	263	208	55
Impoundment	IM	4	0	4	4	-
Interrogatory	IN	95	119	218	99	119
Other	OT	1	0	1	1	-
Protective Order	PO	2	1	2	2	-
Prelim Prot Order	PP	4	3	8	5	3
Show Cause	SC	97	14	98	86	12
Tenants Assertion	TA	0	1	1	1	-
Unlawful Detainer	UD	102	81	153	124	29
Warrant in Debt	WD	776	736	987	772	215
Civil Total		1,271	1,011	1,750	1,317	433
Fredericksburg Totals		1,923	2,051	2,955	1,954	1,001

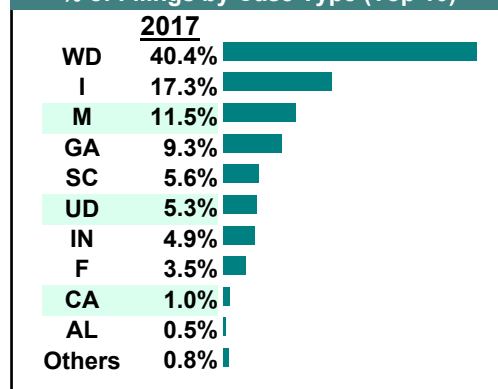
Calendared Filings with Top 12 Scheduled Times



% of Filings by Division

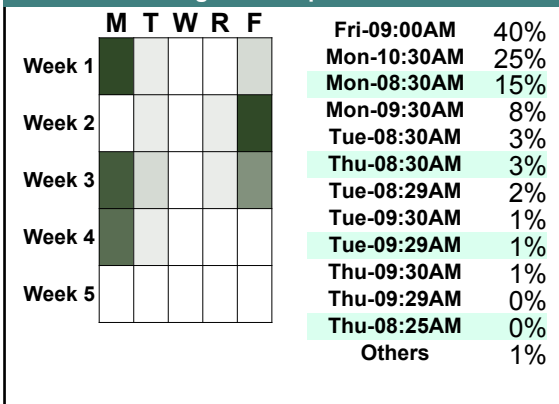


% of Filings by Case Type (Top 10)

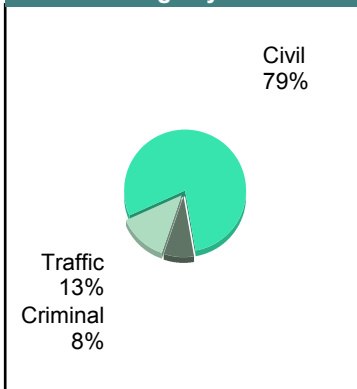


		<u>Filings</u>	<u>Hearings</u>	<u>Transactions</u>	<u>Concluded</u>	<u>Cont</u>
<u>Criminal</u>						
Capias	CA	19	41	41	15	26
Civil Violation	CV	3	12	12	4	8
Felony	F	63	258	261	105	156
Misdemeanor	M	142	432	437	184	253
Show Cause	SC	9	30	30	14	16
Criminal Total		236	773	781	322	459
<u>Traffic</u>						
Capias	CA	4	17	17	7	10
Felony	F	1	1	1	0	1
Infraction	I	290	226	355	286	69
Misdemeanor	M	84	156	156	76	80
Show Cause	SC	1	7	7	2	5
Traffic Total		380	407	536	371	165
<u>Civil</u>						
Abstract	AJ	1	0	1	1	-
Admin License	AL	8	0	8	8	-
Bond Forfeiture	BF	1	1	1	0	1
Capias	CA	1	1	2	1	1
Detinue	DT	4	1	5	4	1
Garnishment	GA	487	108	573	465	104
Impoundment	IM	1	0	1	1	-
Interrogatory	IN	87	114	191	77	114
Other	OT	1	1	3	2	1
Prelim Prot Order	PP	3	4	5	1	4
Show Cause	SC	43	1	47	46	1
Tenants Assertion	TA	0	1	1	0	1
Unlawful Detainer	UD	117	100	159	106	53
Warrant in Debt	WD	1,556	1,405	1,817	1,482	335
Civil Total		2,310	1,737	2,814	2,194	616
Fredericksburg Totals		2,926	2,917	4,131	2,887	1,240

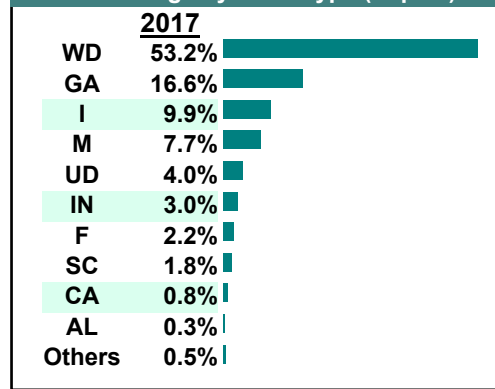
Calendared Filings with Top 12 Scheduled Times



% of Filings by Division

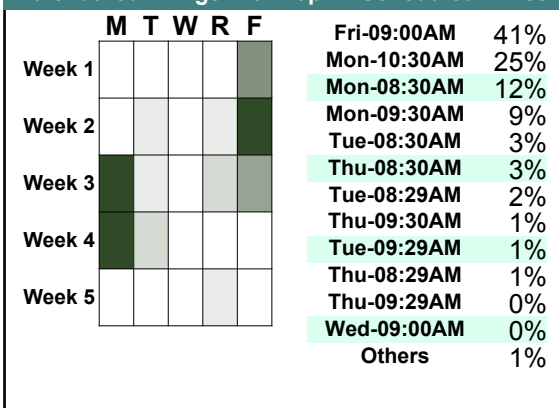


% of Filings by Case Type (Top 10)

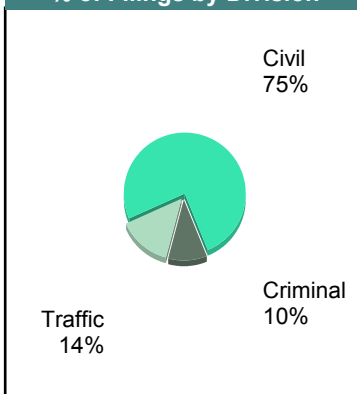


		<u>Filings</u>	<u>Hearings</u>	<u>Transactions</u>	<u>Concluded</u>	<u>Cont</u>
<u>Criminal</u>						
Capias	CA	12	36	36	15	21
Civil Violation	CV	2	12	12	5	7
Felony	F	60	225	225	86	139
Misdemeanor	M	152	441	451	178	273
Show Cause	SC	6	26	26	13	13
Criminal Total		232	740	750	297	453
<u>Traffic</u>						
Capias	CA	2	7	7	6	1
Infraction	I	251	190	319	275	44
Misdemeanor	M	61	134	135	82	53
Show Cause	SC	3	10	10	4	6
Traffic Total		317	341	471	367	104
<u>Civil</u>						
Admin License	AL	5	0	5	5	-
Bond Forfeiture	BF	1	1	1	0	1
Counter Claim	CC	1	0	1	1	-
Detinue	DT	4	2	6	4	2
Garnishment	GA	354	68	412	344	68
Impoundment	IM	2	0	2	2	-
Interrogatory	IN	112	137	253	116	136
Other	OT	2	1	2	1	1
Protective Order	PO	2	0	2	2	-
Prelim Prot Order	PP	1	1	2	1	1
Show Cause	SC	63	4	68	64	2
Tenants Assertion	TA	0	1	1	0	1
Unlawful Detainer	UD	93	87	143	103	39
Warrant in Debt	WD	1,048	911	1,218	987	231
Civil Total		1,688	1,213	2,116	1,630	482
Fredericksburg Totals		2,237	2,294	3,337	2,294	1,039

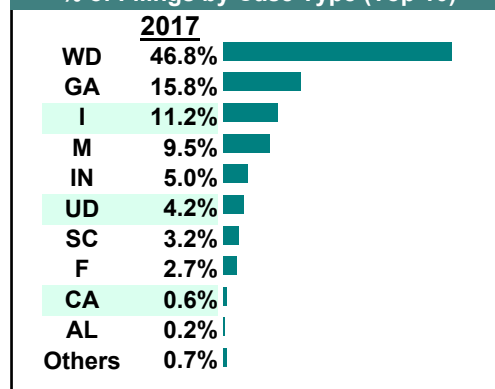
Calendared Filings with Top 12 Scheduled Times



% of Filings by Division



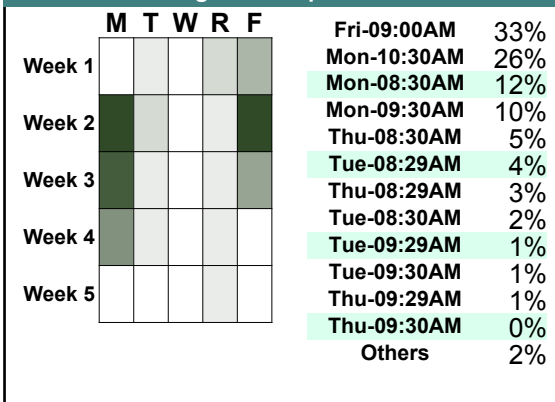
% of Filings by Case Type (Top 10)



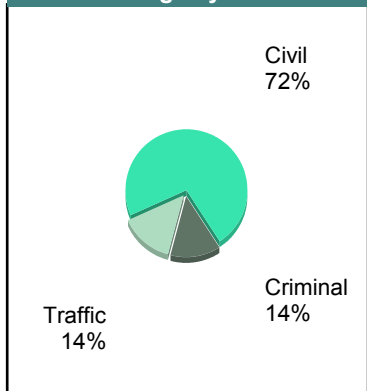
August 2017

		<u>Filings</u>	<u>Hearings</u>	<u>Transactions</u>	<u>Concluded</u>	<u>Cont</u>
<u>Criminal</u>						
Capias	CA	19	59	59	19	40
Civil Violation	CV	3	12	12	5	7
Felony	F	130	350	350	90	260
Misdemeanor	M	195	527	528	172	356
Show Cause	SC	10	53	53	18	35
Criminal Total		357	1,001	1,002	304	698
<u>Traffic</u>						
Capias	CA	2	22	22	11	11
Civil Violation	CV	0	1	1	1	-
Infraction	I	311	239	388	319	69
Misdemeanor	M	53	149	150	74	76
Motion	MO	1	1	1	1	-
Restricted O/L	RL	1	1	1	1	-
Show Cause	SC	2	10	10	5	5
Traffic Total		370	423	573	412	161
<u>Civil</u>						
Admin License	AL	16	0	16	16	-
Capias	CA	1	1	1	0	1
Detinue	DT	17	7	18	15	3
Garnishment	GA	361	61	388	327	60
Impoundment	IM	4	1	4	3	-
Interrogatory	IN	134	122	214	92	120
Other	OT	2	0	2	2	-
Prelim Prot Order	PP	4	2	6	4	2
Show Cause	SC	41	5	43	38	5
Tenants Assertion	TA	1	2	2	0	2
Unlawful Detainer	UD	95	82	121	66	55
Warrant in Debt	WD	1,228	1,103	1,396	1,119	277
Civil Total		1,904	1,386	2,211	1,682	525
Fredericksburg Totals		2,631	2,810	3,786	2,398	1,384

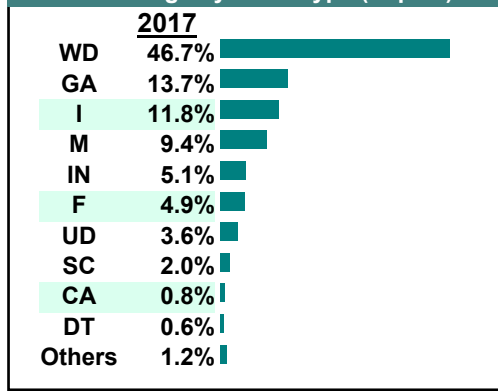
Calendared Filings with Top 12 Scheduled Times



% of Filings by Division

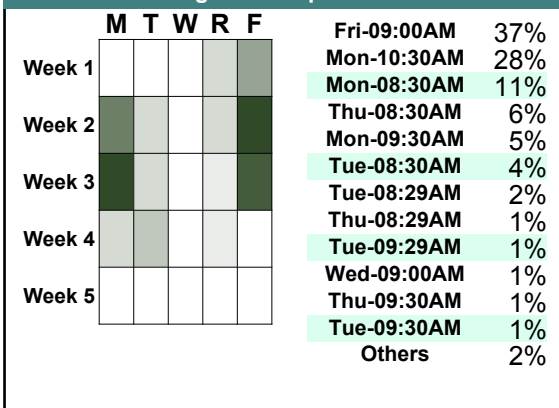


% of Filings by Case Type (Top 10)

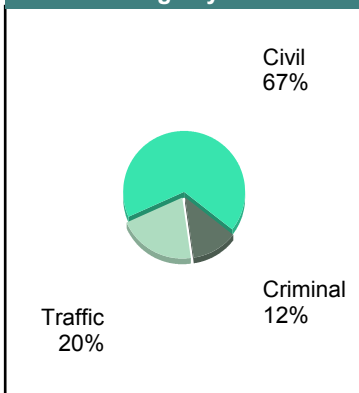


		Filings	Hearings	Transactions	Concluded	Cont
<u>Criminal</u>						
Capias	CA	15	43	43	13	30
Civil Violation	CV	2	13	13	4	9
Felony	F	67	296	328	180	148
Misdemeanor	M	159	376	383	119	264
Show Cause	SC	9	36	36	8	28
Criminal Total		252	764	803	324	479
<u>Traffic</u>						
Capias	CA	6	16	16	3	13
Infraction	I	332	225	387	318	69
Misdemeanor	M	77	146	165	89	76
Show Cause	SC	3	4	4	1	3
Traffic Total		418	391	572	411	161
<u>Civil</u>						
Abstract	AJ	1	0	1	1	-
Admin License	AL	7	0	7	7	-
Bond Forfeiture	BF	0	0	2	2	-
Capias	CA	1	0	1	1	-
Detinue	DT	7	7	11	11	-
Garnishment	GA	263	44	329	285	44
Impoundment	IM	3	0	3	3	-
Interrogatory	IN	63	93	162	69	93
Other	OT	1	0	1	1	-
Prelim Prot Order	PP	1	0	1	1	-
Show Cause	SC	49	1	51	50	1
Unlawful Detainer	UD	105	76	135	103	32
Warrant in Debt	WD	875	787	1,071	876	195
Civil Total		1,376	1,008	1,775	1,410	365
Fredericksburg Totals		2,046	2,163	3,150	2,145	1,005

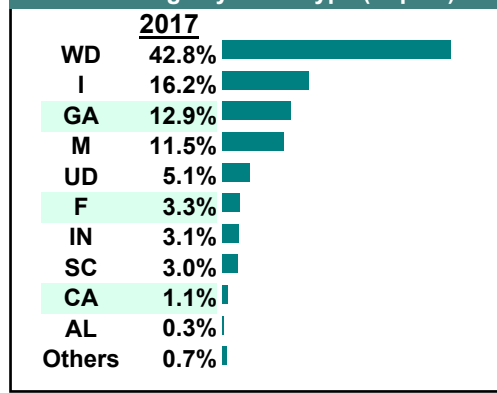
Calendared Filings with Top 12 Scheduled Times



% of Filings by Division

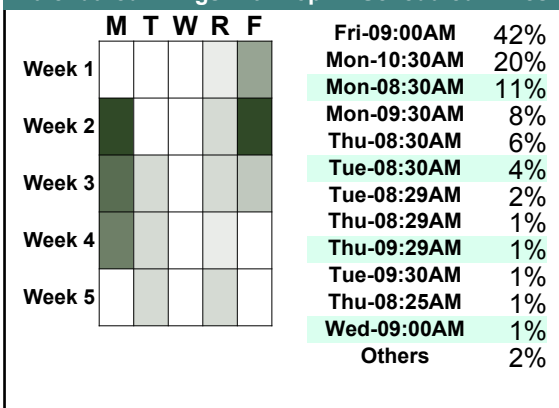


% of Filings by Case Type (Top 10)

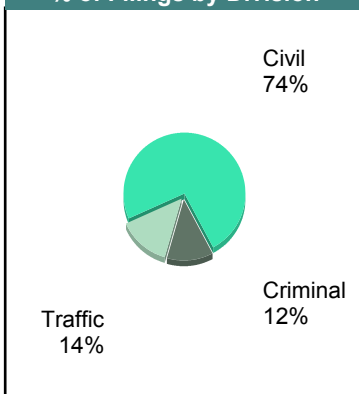


		<u>Filings</u>	<u>Hearings</u>	<u>Transactions</u>	<u>Concluded</u>	<u>Cont</u>
<u>Criminal</u>						
Capias	CA	19	54	54	18	36
Civil Violation	CV	5	12	12	3	9
Felony	F	69	215	215	60	155
Misdemeanor	M	182	426	431	160	271
Show Cause	SC	27	61	61	18	43
Criminal Total		302	768	773	259	514
<u>Traffic</u>						
Capias	CA	6	24	24	8	16
Civil Violation	CV	1	1	1	0	1
Felony	F	0	1	1	1	-
Infraction	I	251	214	333	262	71
Misdemeanor	M	88	181	184	89	95
Show Cause	SC	4	10	10	3	7
Traffic Total		350	431	553	363	190
<u>Civil</u>						
Admin License	AL	7	0	7	7	-
Bond Forfeiture	BF	1	1	1	0	1
Detinue	DT	11	9	13	9	4
Garnishment	GA	273	65	343	278	65
Impoundment	IM	4	0	4	4	-
Interrogatory	IN	85	95	162	67	95
Other	OT	1	0	1	1	-
Protective Order	PO	1	0	1	1	-
Prelim Prot Order	PP	3	2	5	3	2
Show Cause	SC	44	8	48	43	5
Unlawful Detainer	UD	98	85	132	101	31
Warrant in Debt	WD	1,328	1,097	1,507	1,297	210
Civil Total		1,856	1,362	2,224	1,811	413
Fredericksburg Totals		2,508	2,561	3,550	2,433	1,117

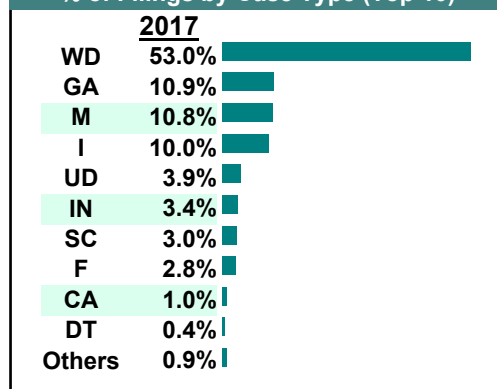
Calendared Filings with Top 12 Scheduled Times



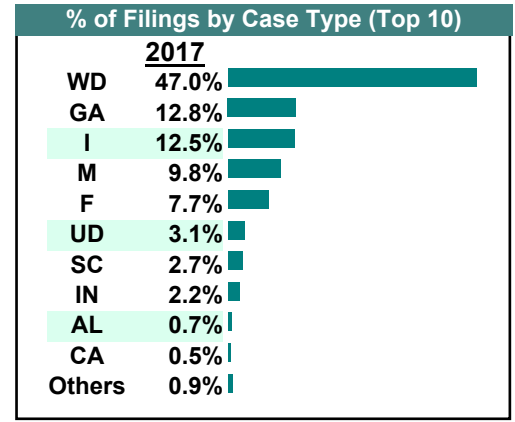
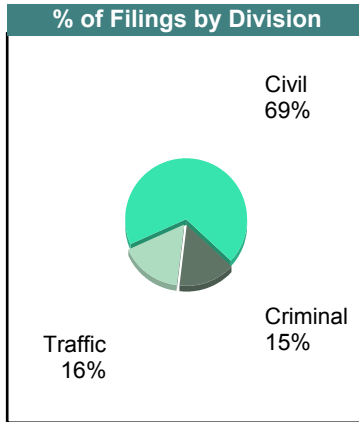
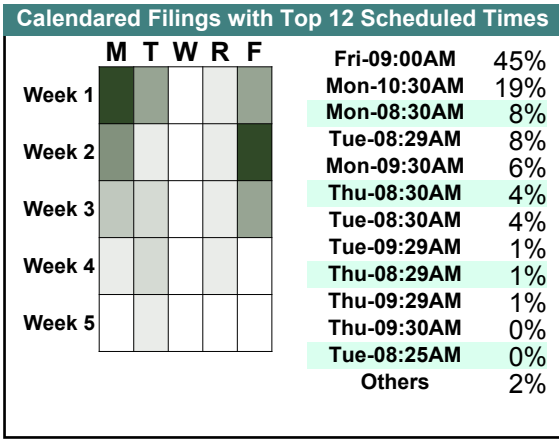
% of Filings by Division



% of Filings by Case Type (Top 10)

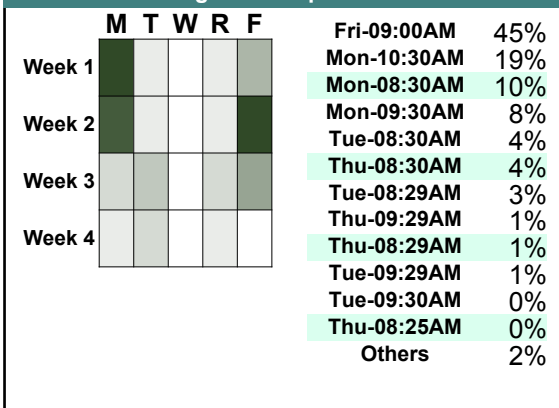


		Filings	Hearings	Transactions	Concluded	Cont
<u>Criminal</u>						
Capias	CA	7	40	40	12	28
Civil Violation	CV	5	12	12	4	8
Felony	F	187	385	385	63	322
Misdemeanor	M	153	360	363	128	235
Show Cause	SC	13	52	52	26	26
Criminal Total		365	849	852	233	619
<u>Traffic</u>						
Capias	CA	4	20	20	5	15
Infraction	I	303	215	378	303	75
Misdemeanor	M	85	164	165	69	96
Restricted O/L	RL	1	1	1	1	-
Show Cause	SC	3	9	9	0	9
Traffic Total		396	409	573	378	195
<u>Civil</u>						
Admin License	AL	17	0	17	17	-
Bond Forfeiture	BF	1	1	2	1	1
Detinue	DT	9	3	9	7	2
Garnishment	GA	311	70	379	309	70
Interrogatory	IN	54	87	146	59	87
Other	OT	1	0	1	1	-
Protective Order	PO	2	0	2	2	-
Prelim Prot Order	PP	3	2	4	3	1
Show Cause	SC	49	2	50	49	1
Unlawful Detainer	UD	76	62	108	76	32
Warrant in Debt	WD	1,137	922	1,315	1,154	161
Civil Total		1,660	1,149	2,033	1,678	355
Fredericksburg Totals		2,421	2,407	3,458	2,289	1,169

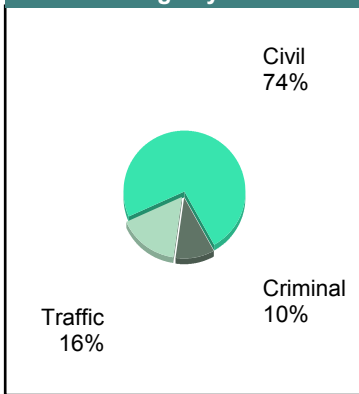


		<u>Filings</u>	<u>Hearings</u>	<u>Transactions</u>	<u>Concluded</u>	<u>Cont</u>
<u>Criminal</u>						
Capias	CA	20	49	49	19	30
Civil Violation	CV	3	12	12	3	9
Felony	F	65	199	201	51	150
Misdemeanor	M	129	403	405	178	227
Motion	MO	2	2	2	2	-
Show Cause	SC	6	44	44	10	34
Criminal Total		225	709	713	263	450
<u>Traffic</u>						
Capias	CA	7	20	20	2	18
Felony	F	1	1	1	0	1
Infraction	I	265	234	373	291	82
Misdemeanor	M	83	155	157	69	88
Show Cause	SC	0	4	4	1	3
Traffic Total		356	414	555	363	192
<u>Civil</u>						
Abstract	AJ	1	0	1	1	-
Admin License	AL	12	0	12	12	-
Detinue	DT	9	11	19	16	3
Garnishment	GA	334	67	414	347	67
Impoundment	IM	4	0	4	4	-
Interrogatory	IN	79	83	190	107	83
Other	OT	1	0	1	1	-
Protective Order	PO	2	2	2	2	-
Prelim Prot Order	PP	6	5	10	6	4
Show Cause	SC	82	3	88	86	2
Unlawful Detainer	UD	75	61	105	80	25
Warrant in Debt	WD	1,007	810	1,223	1,044	179
Civil Total		1,612	1,042	2,069	1,706	363
Fredericksburg Totals		2,193	2,165	3,337	2,332	1,005

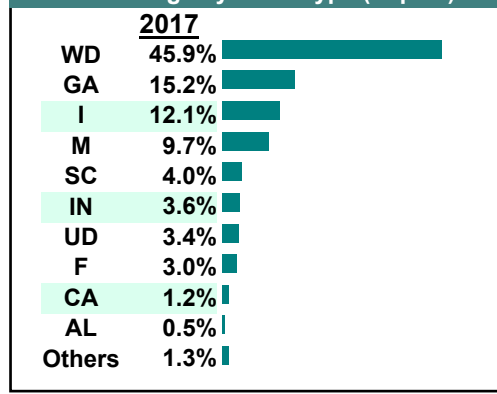
Calendared Filings with Top 12 Scheduled Times



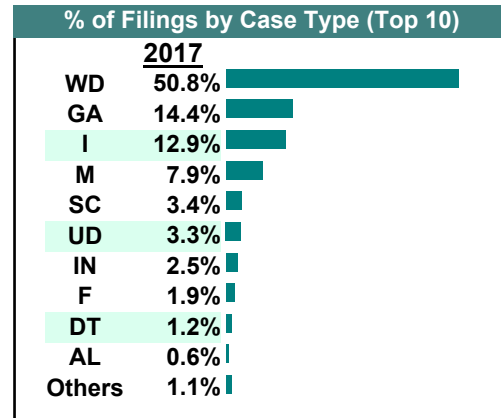
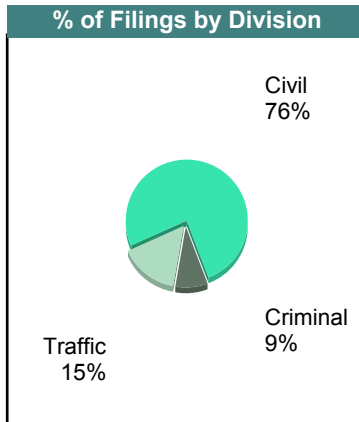
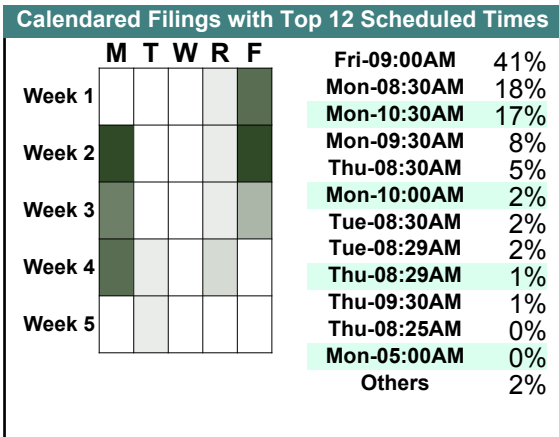
% of Filings by Division



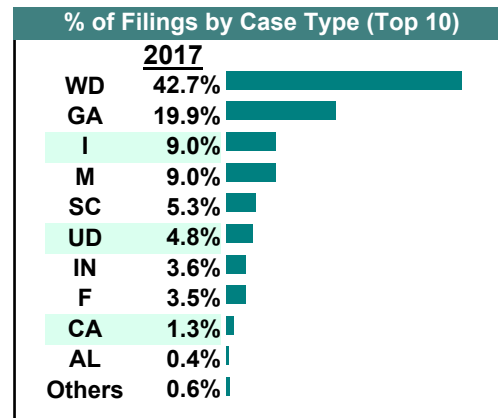
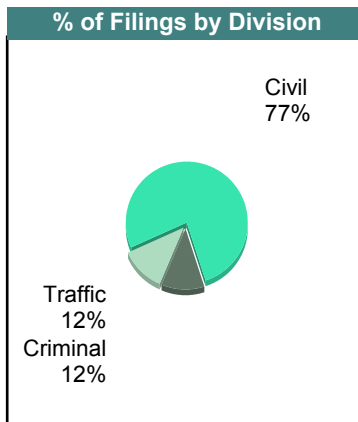
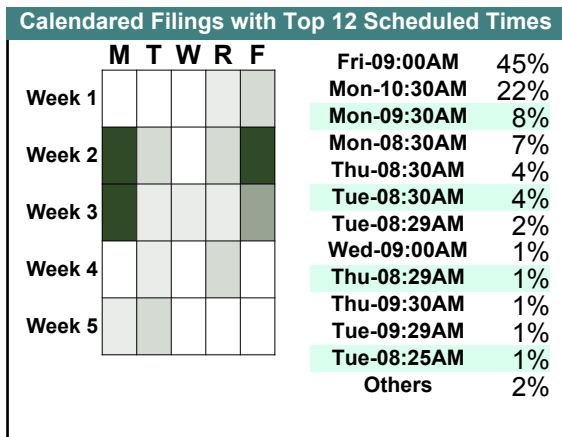
% of Filings by Case Type (Top 10)



		Filings	Hearings	Transactions	Concluded	Cont
<u>Criminal</u>						
Capias	CA	13	39	39	7	32
Civil Violation	CV	6	12	12	3	9
Felony	F	52	174	174	55	119
Misdemeanor	M	155	352	356	99	257
Show Cause	SC	14	45	45	8	37
Criminal Total		240	622	626	172	454
<u>Traffic</u>						
Capias	CA	5	8	8	0	8
Infraction	I	360	244	419	318	101
Misdemeanor	M	66	123	124	47	77
Show Cause	SC	2	4	4	0	4
Traffic Total		433	379	555	365	190
<u>Civil</u>						
Admin License	AL	18	0	18	18	-
Detinue	DT	33	21	34	27	7
Garnishment	GA	404	58	477	419	58
Impoundment	IM	3	0	3	3	-
Interrogatory	IN	69	85	182	97	85
Other	OT	1	0	1	1	-
Protective Order	PO	2	0	2	2	-
Prelim Prot Order	PP	2	1	4	3	1
Show Cause	SC	79	2	80	78	2
Unlawful Detainer	UD	92	67	123	92	31
Warrant in Debt	WD	1,422	1,221	1,672	1,409	263
Civil Total		2,125	1,455	2,596	2,149	447
Fredericksburg Totals		2,798	2,456	3,777	2,686	1,091



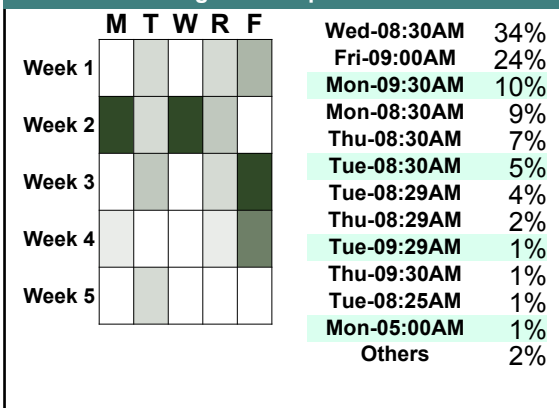
		<u>Filings</u>	<u>Hearings</u>	<u>Transactions</u>	<u>Concluded</u>	<u>Cont</u>
<u>Criminal</u>						
Capias	CA	25	47	47	14	33
Civil Violation	CV	1	6	6	0	6
Felony	F	73	168	170	48	122
Misdemeanor	M	133	311	316	91	225
Show Cause	SC	11	57	57	11	46
Criminal Total		243	589	596	164	432
<u>Traffic</u>						
Capias	CA	2	8	8	2	6
Infraction	I	190	165	246	182	64
Misdemeanor	M	57	118	120	58	62
Show Cause	SC	0	3	3	1	2
Traffic Total		249	294	377	243	134
<u>Civil</u>						
Admin License	AL	8	0	8	8	-
Bond Forfeiture	BF	1	1	1	0	1
Garnishment	GA	418	76	467	391	76
Impoundment	IM	3	0	3	3	-
Interrogatory	IN	75	120	229	109	120
Other	OT	1	0	1	1	-
Protective Order	PO	2	0	3	3	-
Prelim Prot Order	PP	4	3	5	3	2
Show Cause	SC	101	5	101	96	5
Unlawful Detainer	UD	100	88	138	101	37
Warrant in Debt	WD	899	748	1,058	909	149
Civil Total		1,612	1,041	2,014	1,624	390
Fredericksburg Totals		2,104	1,924	2,987	2,031	956



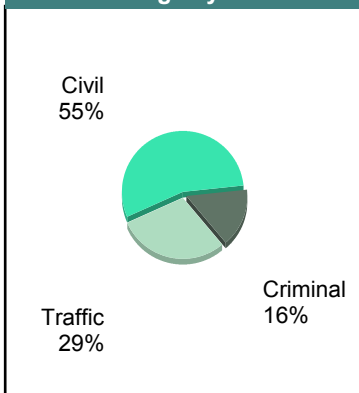
January 2017

		<u>Filings</u>	<u>Hearings</u>	<u>Transactions</u>	<u>Concluded</u>	<u>Cont</u>
<u>Criminal</u>						
Capias	CA	8	36	36	20	16
Civil Violation	CV	5	8	8	1	7
Felony	F	58	174	174	68	106
Misdemeanor	M	132	326	334	132	202
Restricted O/L	RL	1	1	1	1	-
Show Cause	SC	4	61	61	13	48
Criminal Total		208	606	614	235	379
<u>Traffic</u>						
Capias	CA	3	12	12	6	6
Felony	F	1	2	2	1	1
Infraction	I	316	216	378	306	72
Misdemeanor	M	74	138	138	77	61
Show Cause	SC	0	7	7	1	6
Traffic Total		394	375	537	391	146
<u>Civil</u>						
Admin License	AL	11	0	11	11	-
Bond Forfeiture	BF	0	1	1	1	-
Garnishment	GA	110	33	141	108	33
Impoundment	IM	2	0	2	2	-
Interrogatory	IN	108	139	212	73	139
Other	OT	1	0	1	1	-
Protective Order	PO	4	2	4	3	1
Prelim Prot Order	PP	2	4	7	4	3
Show Cause	SC	32	2	33	31	2
Unlawful Detainer	UD	124	114	173	124	49
Warrant in Debt	WD	340	382	504	386	118
Civil Total		734	677	1,089	744	345
Fredericksburg Totals		1,336	1,658	2,240	1,370	870

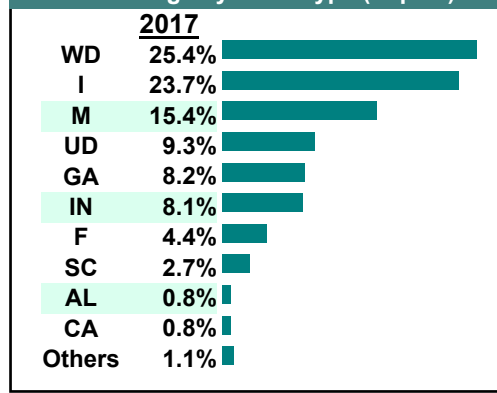
Calendared Filings with Top 12 Scheduled Times



% of Filings by Division



% of Filings by Case Type (Top 10)



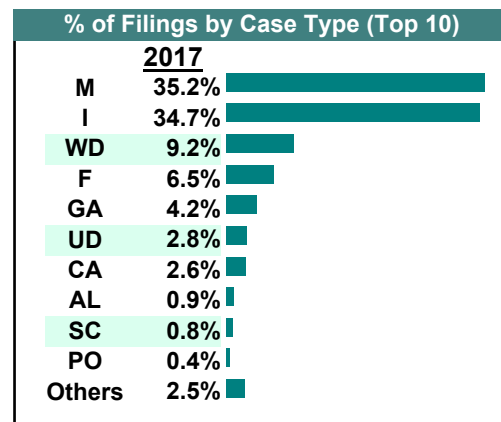
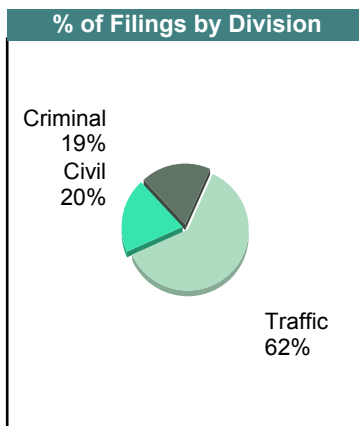
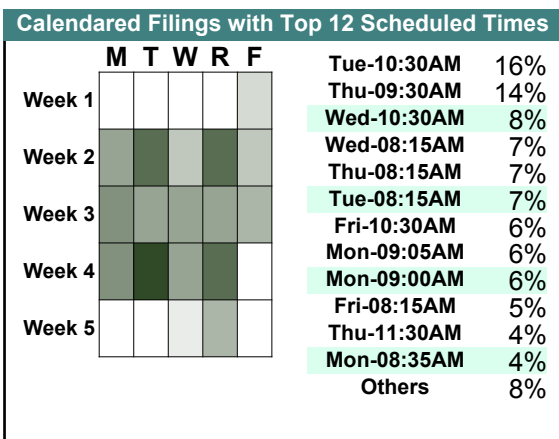
CASELOAD STATISTICS OF THE GENERAL DISTRICT COURTS

December 2017

Hanover

District: 15

		<u>Filings</u>	<u>Hearings</u>	<u>Transactions</u>	<u>Concluded</u>	<u>Cont</u>
<u>Criminal</u>						
Capias	CA	37	112	112	47	65
Civil Violation	CV	7	18	18	2	16
Felony	F	136	360	417	115	302
Misdemeanor	M	218	550	552	163	389
Show Cause	SC	17	33	33	19	14
Criminal Total		415	1,073	1,132	346	786
<u>Traffic</u>						
Capias	CA	21	77	77	38	39
Felony	F	9	17	24	8	16
Infraction	I	776	666	986	785	201
Misdemeanor	M	571	1,060	1,065	610	455
Restricted O/L	RL	4	4	4	4	-
Show Cause	SC	0	1	1	1	-
Traffic Total		1,381	1,825	2,157	1,446	711
<u>Civil</u>						
Admin License	AL	21	0	21	21	-
Bond Forfeiture	BF	1	3	7	6	1
Counter Claim	CC	1	0	1	1	-
Detinue	DT	7	4	7	7	-
Garnishment	GA	94	10	108	98	10
Impoundment	IM	6	0	6	6	-
Interrogatory	IN	7	8	10	2	8
Motion for Judgment	MJ	9	7	10	6	4
Other	OT	5	0	5	5	-
Protective Order	PO	10	2	14	12	2
Prelim Prot Order	PP	9	0	9	9	-
Show Cause	SC	2	2	3	1	2
Tenants Assertion	TA	1	1	1	0	1
Unlawful Detainer	UD	63	35	72	61	11
Warrant in Debt	WD	207	183	265	195	70
Civil Total		443	255	539	430	109
Hanover Totals		2,239	3,153	3,828	2,222	1,606



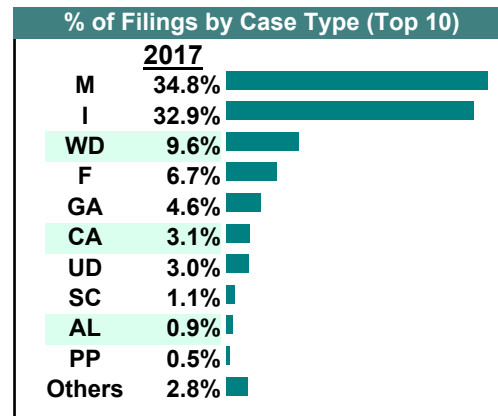
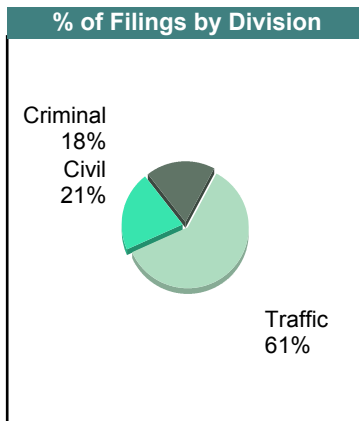
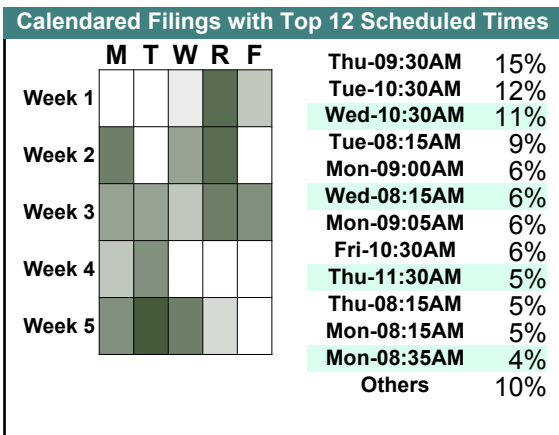
CASELOAD STATISTICS OF THE GENERAL DISTRICT COURTS

November 2017

Hanover

District: 15

		<u>Filings</u>	<u>Hearings</u>	<u>Transactions</u>	<u>Concluded</u>	<u>Cont</u>
<u>Criminal</u>						
Capias	CA	40	104	104	47	57
Civil Violation	CV	5	12	12	2	10
Felony	F	129	354	417	125	292
Misdemeanor	M	175	539	539	223	316
Show Cause	SC	17	29	29	12	17
Criminal Total		366	1,038	1,101	409	692
<u>Traffic</u>						
Capias	CA	22	66	66	20	46
Civil Violation	CV	0	2	2	0	2
Felony	F	5	17	25	15	10
Infraction	I	662	594	896	732	164
Misdemeanor	M	524	1,033	1,040	602	438
Restricted O/L	RL	6	6	6	6	-
Show Cause	SC	1	5	5	3	2
Traffic Total		1,220	1,723	2,040	1,378	662
<u>Civil</u>						
Abstract	AJ	5	0	5	5	-
Admin License	AL	18	0	18	18	-
Bond Forfeiture	BF	6	5	7	3	4
Counter Claim	CC	3	1	3	3	-
Detinue	DT	6	5	8	7	1
Garnishment	GA	92	18	118	100	18
Impoundment	IM	9	0	9	9	-
Interrogatory	IN	6	5	12	7	5
Motion for Judgment	MJ	0	0	3	3	-
Mechanic's Lien	ML	1	1	1	0	1
Other	OT	3	0	3	3	-
Protective Order	PO	6	2	7	5	2
Prelim Prot Order	PP	10	0	11	11	-
Petition-Restore Arms	PR	1	1	2	1	1
Show Cause	SC	5	5	16	12	4
Unlawful Detainer	UD	60	35	69	61	8
Warrant in Debt	WD	194	203	264	201	63
Zoning Viol	ZO	0	1	1	0	1
Civil Total		425	282	557	449	108
Hanover Totals		2,011	3,043	3,698	2,236	1,462



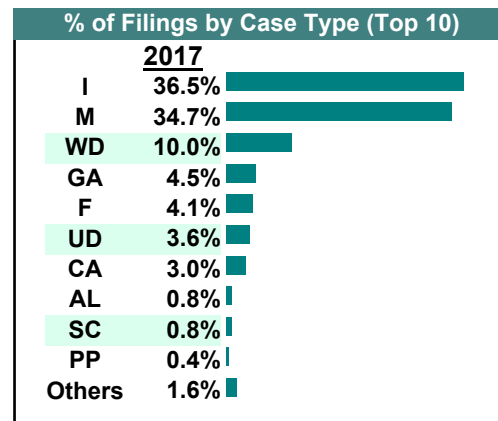
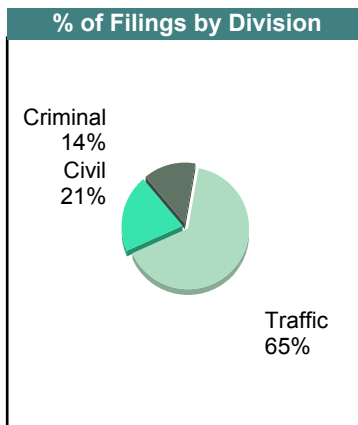
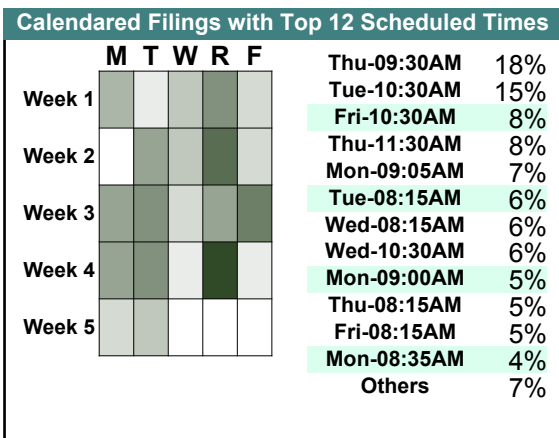
CASELOAD STATISTICS OF THE GENERAL DISTRICT COURTS

October 2017

Hanover

District: 15

		<u>Filings</u>	<u>Hearings</u>	<u>Transactions</u>	<u>Concluded</u>	<u>Cont</u>
<u>Criminal</u>						
Capias	CA	38	115	115	52	63
Civil Violation	CV	5	11	11	3	8
Felony	F	98	324	396	151	245
Misdemeanor	M	195	650	657	275	382
Show Cause	SC	13	28	28	15	13
Criminal Total		349	1,128	1,207	496	711
<u>Traffic</u>						
Capias	CA	37	127	127	59	68
Civil Violation	CV	3	5	5	1	4
Felony	F	4	18	18	5	13
Infraction	I	907	758	1,158	924	234
Misdemeanor	M	667	1,257	1,265	724	541
Restricted O/L	RL	7	7	7	7	-
Show Cause	SC	2	4	4	3	1
Traffic Total		1,627	2,176	2,584	1,723	861
<u>Civil</u>						
Abstract	AJ	1	0	1	1	-
Admin License	AL	21	0	21	21	-
Bond Forfeiture	BF	2	2	3	2	1
Counter Claim	CC	0	0	2	2	-
Detinue	DT	3	2	3	1	2
Garnishment	GA	111	22	139	117	22
Impoundment	IM	3	0	3	3	-
Interrogatory	IN	3	6	10	4	6
Motion for Judgment	MJ	4	4	6	3	3
Overweight	OC	1	0	1	1	-
Other	OT	2	0	2	2	-
Protective Order	PO	6	0	8	8	-
Prelim Prot Order	PP	9	0	11	11	-
Show Cause	SC	5	9	14	5	9
Unlawful Detainer	UD	90	56	101	92	9
Warrant in Debt	WD	249	252	346	259	87
Zoning Viol	ZO	1	2	3	2	1
Civil Total		511	355	674	534	140
Hanover Totals		2,487	3,659	4,465	2,753	1,712



CASELOAD STATISTICS OF THE GENERAL DISTRICT COURTS

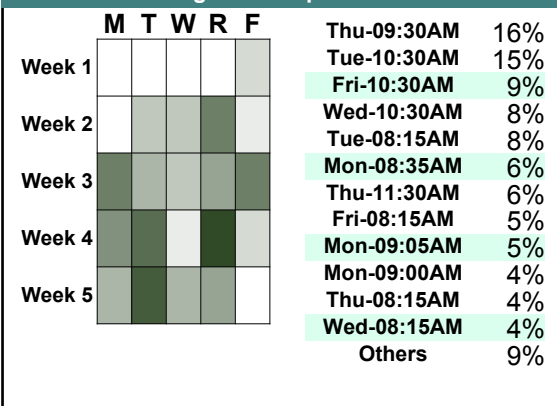
September 2017

Hanover

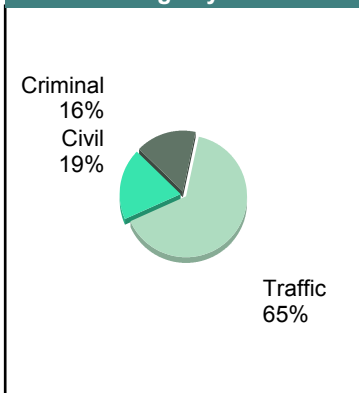
District: 15

		<u>Filings</u>	<u>Hearings</u>	<u>Transactions</u>	<u>Concluded</u>	<u>Cont</u>
<u>Criminal</u>						
Capias	CA	40	117	117	42	75
Civil Violation	CV	6	20	20	13	7
Felony	F	114	339	376	115	261
Misdemeanor	M	209	673	681	282	399
Show Cause	SC	18	24	24	11	13
Criminal Total		387	1,173	1,218	463	755
<u>Traffic</u>						
Capias	CA	34	91	91	29	62
Felony	F	8	16	16	3	13
Infraction	I	875	746	1,163	952	211
Misdemeanor	M	638	1,121	1,129	627	502
Restricted O/L	RL	6	6	6	6	-
Show Cause	SC	3	4	4	1	3
Traffic Total		1,564	1,984	2,409	1,618	791
<u>Civil</u>						
Admin License	AL	13	0	13	13	-
Bond Forfeiture	BF	6	1	8	7	1
Counter Claim	CC	0	0	1	1	-
Detinue	DT	6	2	8	7	1
Garnishment	GA	164	28	184	156	28
Impoundment	IM	4	0	4	4	-
Interrogatory	IN	3	7	11	4	7
Motion for Judgment	MJ	3	3	4	1	3
Protective Order	PO	3	1	3	2	1
Prelim Prot Order	PP	5	2	5	3	2
Show Cause	SC	7	11	19	8	11
Tenants Assertion	TA	0	0	1	1	-
Unlawful Detainer	UD	60	44	76	66	10
Warrant in Debt	WD	179	183	255	180	75
Zoning Viol	ZO	1	1	1	0	1
Civil Total		454	283	593	453	140
Hanover Totals		2,405	3,440	4,220	2,534	1,686

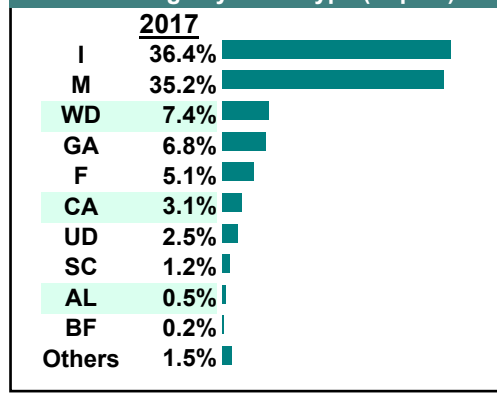
Calendared Filings with Top 12 Scheduled Times



% of Filings by Division



% of Filings by Case Type (Top 10)



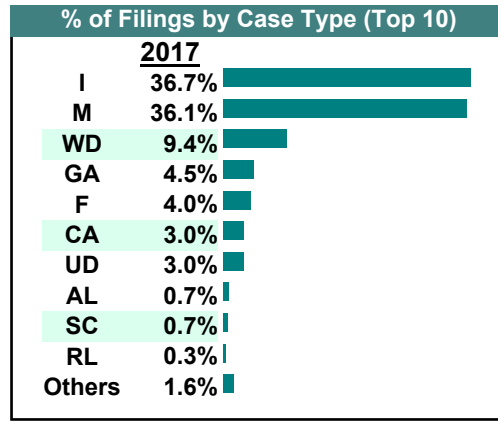
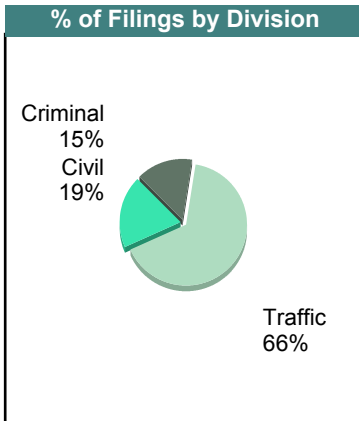
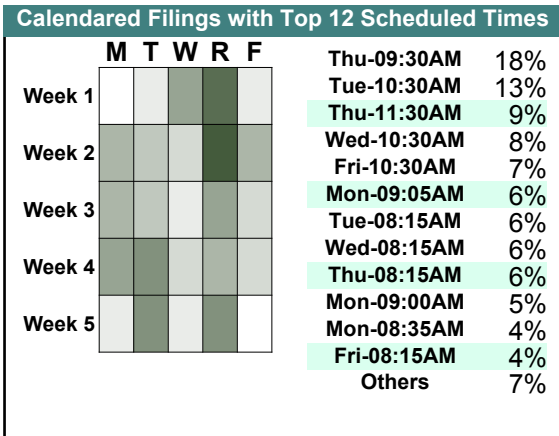
CASELOAD STATISTICS OF THE GENERAL DISTRICT COURTS

August 2017

Hanover

District: 15

		<u>Filings</u>	<u>Hearings</u>	<u>Transactions</u>	<u>Concluded</u>	<u>Cont</u>
<u>Criminal</u>						
Capias	CA	54	145	145	64	81
Civil Violation	CV	4	12	12	3	9
Felony	F	100	321	342	64	278
Misdemeanor	M	220	603	609	227	382
Show Cause	SC	12	26	26	13	13
Criminal Total		390	1,107	1,134	371	763
<u>Traffic</u>						
Capias	CA	24	94	94	37	57
Civil Violation	CV	1	1	1	1	-
Felony	F	4	14	18	4	14
Infraction	I	946	722	1,179	923	256
Misdemeanor	M	711	1,238	1,242	701	541
Restricted O/L	RL	9	9	9	9	-
Show Cause	SC	0	1	1	1	-
Traffic Total		1,695	2,079	2,544	1,676	868
<u>Civil</u>						
Abstract	AJ	2	0	2	2	-
Admin License	AL	19	0	19	19	-
Bond Forfeiture	BF	4	1	6	5	1
Counter Claim	CC	1	2	2	0	2
Detinue	DT	2	2	4	3	1
Garnishment	GA	115	21	137	116	21
Impoundment	IM	3	0	3	3	-
Interrogatory	IN	4	4	7	3	4
Motion for Judgment	MJ	3	3	11	8	3
Other	OT	1	0	1	1	-
Protective Order	PO	6	2	7	5	2
Prelim Prot Order	PP	7	0	7	7	-
Show Cause	SC	6	4	10	6	4
Unlawful Detainer	UD	77	46	87	73	14
Warrant in Debt	WD	242	250	332	255	77
Zoning Viol	ZO	3	3	3	2	1
Civil Total		495	338	638	508	130
Hanover Totals		2,580	3,524	4,316	2,555	1,761



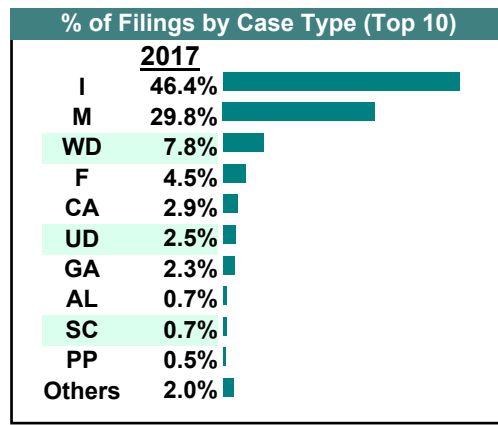
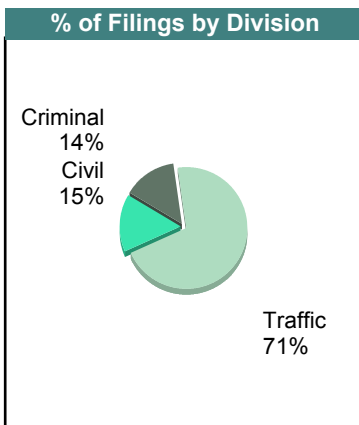
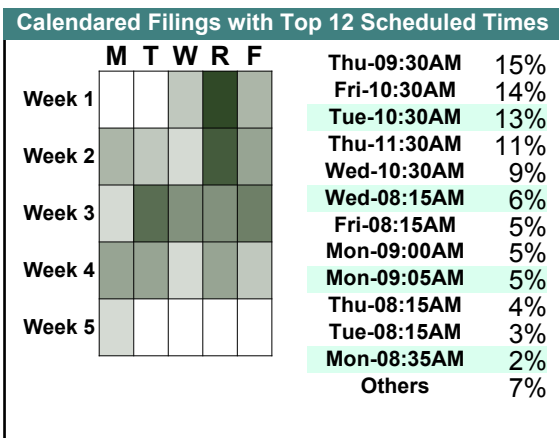
CASELOAD STATISTICS OF THE GENERAL DISTRICT COURTS

July 2017

Hanover

District: 15

		<u>Filings</u>	<u>Hearings</u>	<u>Transactions</u>	<u>Concluded</u>	<u>Cont</u>
<u>Criminal</u>						
Capias	CA	48	144	144	50	94
Civil Violation	CV	6	10	10	3	7
Felony	F	112	322	361	97	264
Misdemeanor	M	205	662	670	261	409
Show Cause	SC	10	27	27	22	5
Criminal Total		381	1,165	1,212	433	779
<u>Traffic</u>						
Capias	CA	30	87	87	28	59
Civil Violation	CV	0	1	1	1	-
Felony	F	10	26	26	6	20
Infraction	I	1,266	927	1,509	1,256	253
Misdemeanor	M	608	1,131	1,142	666	476
Restricted O/L	RL	11	11	11	11	-
Show Cause	SC	2	3	3	1	2
Traffic Total		1,927	2,186	2,779	1,969	810
<u>Civil</u>						
Abstract	AJ	1	0	1	1	-
Admin License	AL	18	0	18	18	-
Bond Forfeiture	BF	6	5	7	2	5
Counter Claim	CC	0	0	3	3	-
Detinue	DT	3	2	3	2	1
Garnishment	GA	63	7	74	67	7
Impoundment	IM	5	0	5	5	-
Interrogatory	IN	6	5	10	5	5
Motion for Judgment	MJ	1	3	4	1	3
Other	OT	3	2	3	3	-
Protective Order	PO	11	1	12	11	1
Prelim Prot Order	PP	14	1	14	13	1
Show Cause	SC	6	3	7	5	2
Tenants Assertion	TA	1	2	2	1	1
Unlawful Detainer	UD	67	37	69	61	8
Warrant in Debt	WD	214	209	281	210	71
Zoning Viol	ZO	1	0	1	1	-
Civil Total		420	277	514	409	105
Hanover Totals		2,728	3,628	4,505	2,811	1,694



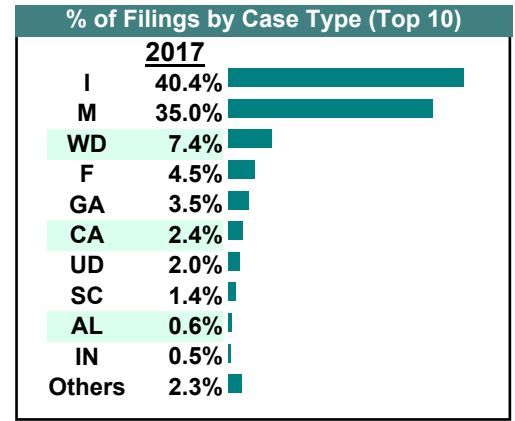
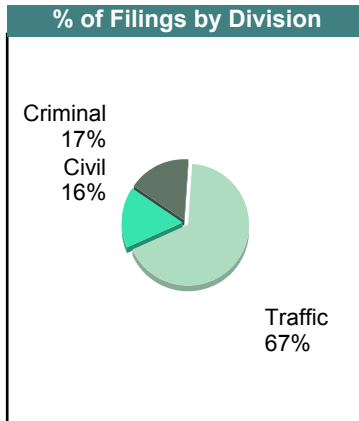
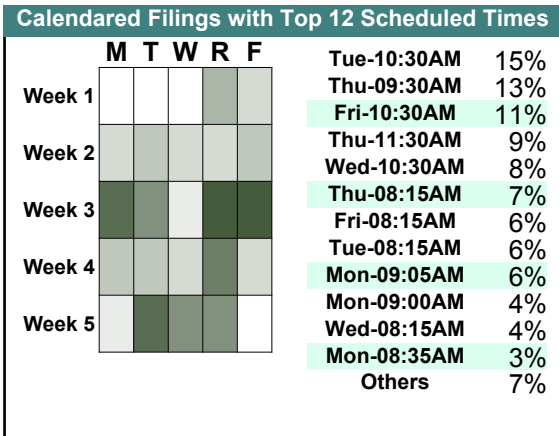
CASELOAD STATISTICS OF THE GENERAL DISTRICT COURTS

June 2017

Hanover

District: 15

		<u>Filings</u>	<u>Hearings</u>	<u>Transactions</u>	<u>Concluded</u>	<u>Cont</u>
<u>Criminal</u>						
Capias	CA	43	120	120	50	70
Civil Violation	CV	11	22	22	5	17
Felony	F	133	360	406	111	295
Misdemeanor	M	305	718	730	230	500
Show Cause	SC	25	43	43	19	24
Criminal Total		517	1,263	1,321	415	906
<u>Traffic</u>						
Capias	CA	33	111	111	27	84
Civil Violation	CV	0	2	2	1	1
Felony	F	7	19	21	3	18
Infraction	I	1,262	966	1,504	1,232	272
Misdemeanor	M	788	1,384	1,397	759	638
Restricted O/L	RL	8	8	8	8	-
Show Cause	SC	3	3	3	2	1
Traffic Total		2,101	2,493	3,046	2,032	1,014
<u>Civil</u>						
Abstract	AJ	1	0	1	1	-
Admin License	AL	19	0	19	19	-
Bond Forfeiture	BF	4	2	4	2	2
Counter Claim	CC	3	3	3	0	3
Detinue	DT	9	6	10	8	2
Garnishment	GA	110	22	128	106	22
Impoundment	IM	6	0	6	6	-
Interrogatory	IN	15	9	25	16	9
Motion for Judgment	MJ	6	4	7	5	2
Overweight	OC	2	0	2	2	-
Other	OT	6	0	7	7	-
Protective Order	PO	9	2	10	8	2
Prelim Prot Order	PP	8	1	8	7	1
Show Cause	SC	15	11	21	10	11
Unlawful Detainer	UD	61	33	69	60	9
Warrant in Debt	WD	230	243	322	223	99
Civil Total		504	336	642	480	162
Hanover Totals		3,122	4,092	5,009	2,927	2,082



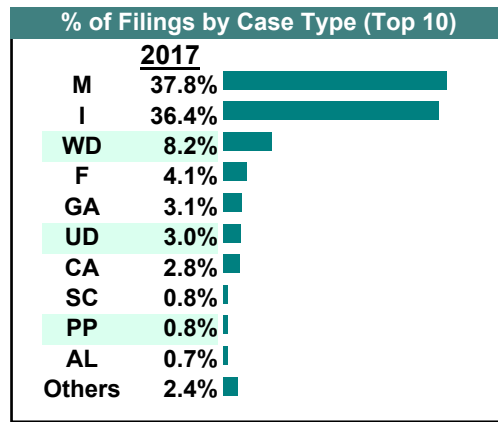
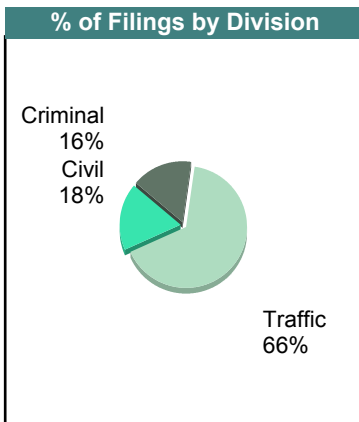
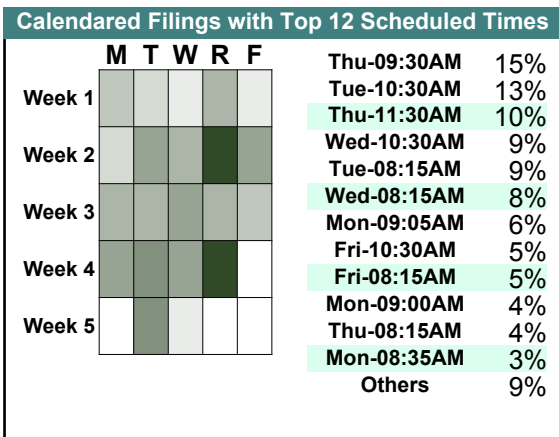
CASELOAD STATISTICS OF THE GENERAL DISTRICT COURTS

May 2017

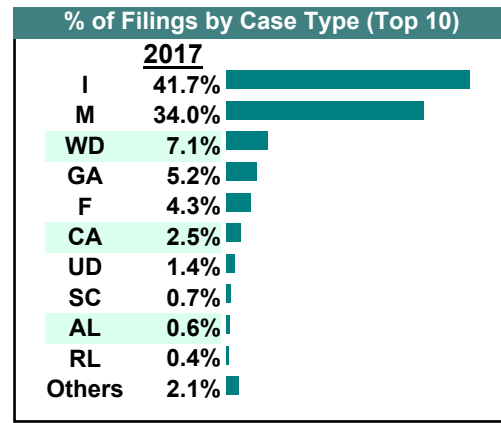
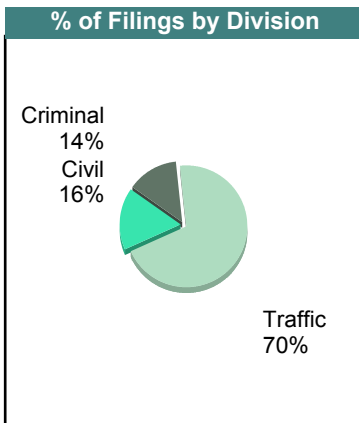
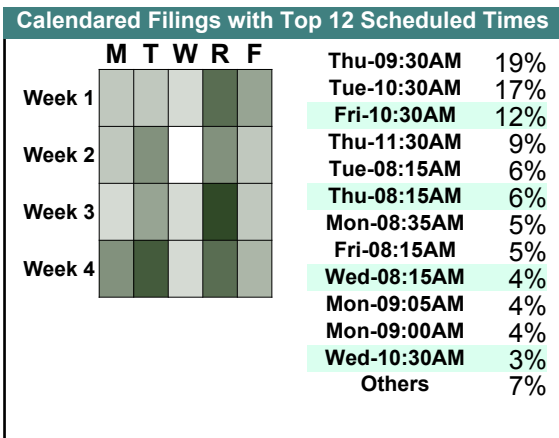
Hanover

District: 15

		<u>Filings</u>	<u>Hearings</u>	<u>Transactions</u>	<u>Concluded</u>	<u>Cont</u>
<u>Criminal</u>						
Capias	CA	37	115	115	43	72
Civil Violation	CV	1	8	8	4	4
Felony	F	102	324	360	130	230
Misdemeanor	M	282	638	644	193	451
Show Cause	SC	14	21	21	9	12
Criminal Total		436	1,106	1,148	379	769
<u>Traffic</u>						
Capias	CA	38	115	115	34	81
Felony	F	8	22	26	7	19
Infraction	I	988	787	1,180	940	240
Misdemeanor	M	742	1,149	1,152	604	548
Restricted O/L	RL	14	14	14	14	-
Show Cause	SC	0	1	1	1	-
Traffic Total		1,790	2,088	2,488	1,600	888
<u>Civil</u>						
Abstract	AJ	1	0	1	1	-
Admin License	AL	18	0	18	18	-
Bond Forfeiture	BF	7	4	10	8	2
Counter Claim	CC	3	1	3	2	1
Detinue	DT	1	1	2	1	1
Garnishment	GA	83	22	112	90	22
Impoundment	IM	8	0	8	8	-
Interrogatory	IN	9	10	19	9	10
Motion for Judgment	MJ	5	7	8	3	5
Other	OT	3	2	4	2	2
Protective Order	PO	11	2	14	12	2
Prelim Prot Order	PP	21	1	22	21	1
Show Cause	SC	8	5	13	9	4
Unlawful Detainer	UD	81	41	87	80	7
Warrant in Debt	WD	223	196	278	203	75
Zoning Viol	ZO	3	2	4	4	-
Civil Total		485	294	603	471	132
Hanover Totals		2,711	3,488	4,239	2,450	1,789



		<u>Filings</u>	<u>Hearings</u>	<u>Transactions</u>	<u>Concluded</u>	<u>Cont</u>
<u>Criminal</u>						
Capias	CA	36	106	106	30	76
Civil Violation	CV	5	10	10	4	6
Felony	F	103	286	321	82	239
Misdemeanor	M	205	563	566	195	371
Show Cause	SC	12	25	25	16	9
Criminal Total		361	990	1,028	327	701
<u>Traffic</u>						
Capias	CA	31	79	79	13	66
Civil Violation	CV	1	4	4	1	3
Felony	F	11	22	25	7	18
Infraction	I	1,116	875	1,351	1,103	248
Misdemeanor	M	703	1,160	1,163	662	501
Restricted O/L	RL	11	11	11	11	-
Show Cause	SC	1	1	1	0	1
Traffic Total		1,874	2,152	2,634	1,797	837
<u>Civil</u>						
Abstract	AJ	3	0	3	3	-
Admin License	AL	15	0	15	15	-
Bond Forfeiture	BF	2	1	2	1	1
Detinue	DT	1	0	2	2	-
Garnishment	GA	139	28	165	137	28
Impoundment	IM	8	0	8	8	-
Interrogatory	IN	10	8	15	7	8
Motion for Judgment	MJ	2	4	7	3	4
Mechanic's Lien	ML	0	1	1	1	-
Other	OT	6	0	6	6	-
Protective Order	PO	8	4	10	6	4
Prelim Prot Order	PP	10	0	10	10	-
Show Cause	SC	7	6	10	4	6
Unlawful Detainer	UD	37	23	49	40	9
Warrant in Debt	WD	190	205	288	219	69
Zoning Viol	ZO	1	1	2	1	1
Civil Total		439	281	593	463	130
Hanover Totals		2,674	3,423	4,255	2,587	1,668



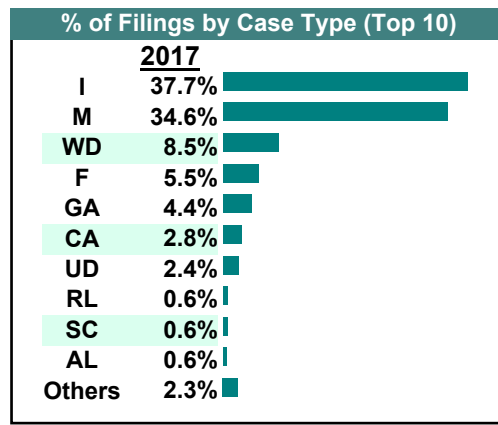
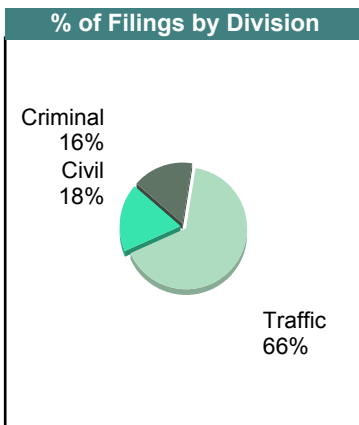
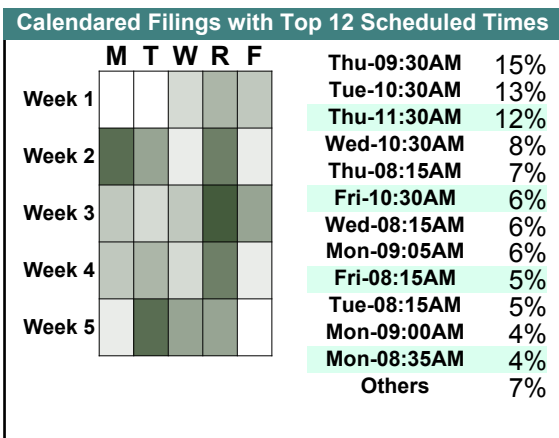
CASELOAD STATISTICS OF THE GENERAL DISTRICT COURTS

March 2017

Hanover

District: 15

		<u>Filings</u>	<u>Hearings</u>	<u>Transactions</u>	<u>Concluded</u>	<u>Cont</u>
<u>Criminal</u>						
Capias	CA	41	106	106	38	68
Civil Violation	CV	3	11	11	6	5
Felony	F	133	380	411	102	309
Misdemeanor	M	209	597	601	201	400
Show Cause	SC	12	30	30	20	10
Criminal Total		398	1,124	1,159	367	792
<u>Traffic</u>						
Capias	CA	29	99	99	30	69
Civil Violation	CV	1	1	1	0	1
Felony	F	2	5	6	1	5
Infraction	I	934	815	1,208	966	242
Misdemeanor	M	647	1,124	1,131	618	513
Restricted O/L	RL	16	16	16	16	-
Traffic Total		1,629	2,060	2,461	1,631	830
<u>Civil</u>						
Abstract	AJ	1	0	1	1	-
Admin License	AL	14	0	14	14	-
Bond Forfeiture	BF	1	1	2	2	-
Counter Claim	CC	0	1	1	0	1
Detinue	DT	2	3	4	3	1
Garnishment	GA	108	24	127	103	24
Impoundment	IM	7	0	7	7	-
Interrogatory	IN	7	4	9	5	4
Motion for Judgment	MJ	4	4	6	2	4
Other	OT	5	2	6	5	1
Protective Order	PO	11	0	12	12	-
Prelim Prot Order	PP	13	0	13	13	-
Petition-Restore Arms	PR	1	0	1	1	-
Show Cause	SC	4	2	4	2	2
Tenants Assertion	TA	0	1	3	2	1
Unlawful Detainer	UD	60	34	71	63	8
Warrant in Debt	WD	211	210	294	208	86
Zoning Viol	ZO	1	0	1	1	-
Civil Total		450	286	576	444	132
Hanover Totals		2,477	3,470	4,196	2,442	1,754



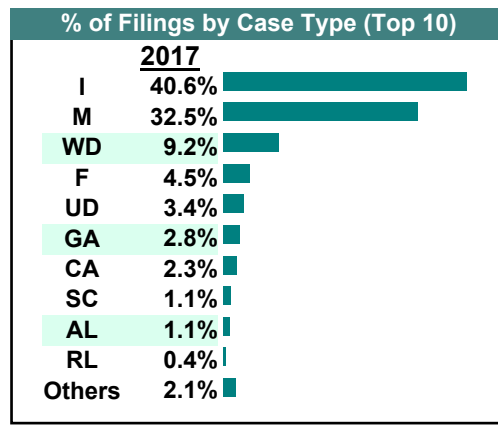
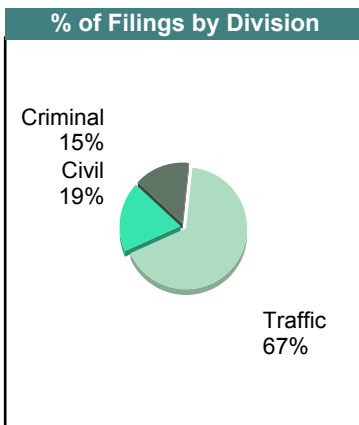
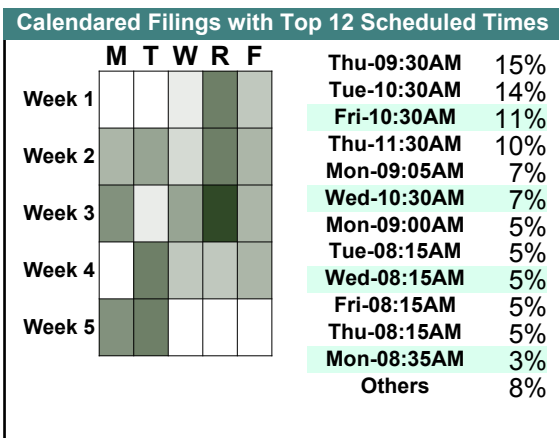
CASELOAD STATISTICS OF THE GENERAL DISTRICT COURTS

February 2017

Hanover

District: 15

		<u>Filings</u>	<u>Hearings</u>	<u>Transactions</u>	<u>Concluded</u>	<u>Cont</u>
<u>Criminal</u>						
Capias	CA	32	94	94	27	67
Civil Violation	CV	2	8	8	2	6
Felony	F	100	310	359	115	244
Misdemeanor	M	182	514	518	173	345
Show Cause	SC	18	31	31	17	14
Criminal Total		334	957	1,010	334	676
<u>Traffic</u>						
Capias	CA	20	68	68	24	44
Civil Violation	CV	1	1	1	0	1
Felony	F	2	6	6	1	5
Infraction	I	929	736	1,163	975	188
Misdemeanor	M	561	985	990	587	403
Restricted O/L	RL	10	10	10	10	-
Show Cause	SC	3	4	4	4	-
Traffic Total		1,526	1,810	2,242	1,601	641
<u>Civil</u>						
Abstract	AJ	1	0	1	1	-
Admin License	AL	25	0	25	25	-
Bond Forfeiture	BF	2	1	4	3	1
Detinue	DT	8	1	9	8	1
Garnishment	GA	64	19	80	61	19
Impoundment	IM	6	0	6	6	-
Interrogatory	IN	6	4	14	10	4
Motion for Judgment	MJ	6	7	13	8	5
Mechanic's Lien	ML	0	1	1	0	1
Other	OT	3	0	4	4	-
Protective Order	PO	5	1	7	6	1
Prelim Prot Order	PP	5	0	5	5	-
Show Cause	SC	5	2	10	8	2
Tenants Assertion	TA	2	2	2	0	2
Unlawful Detainer	UD	78	46	90	79	11
Warrant in Debt	WD	211	198	277	206	71
Zoning Viol	ZO	2	1	2	1	1
Civil Total		429	283	550	431	119
Hanover Totals		2,289	3,050	3,802	2,366	1,436



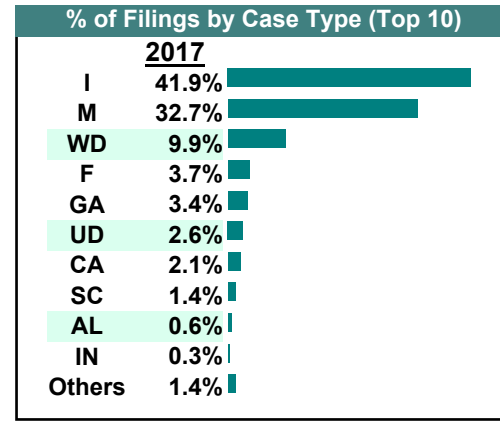
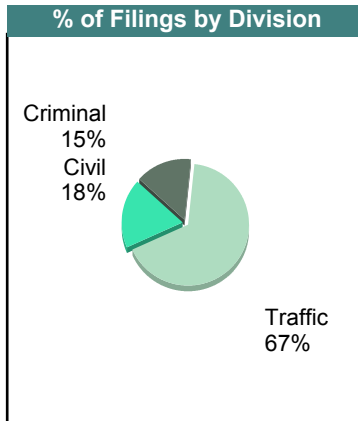
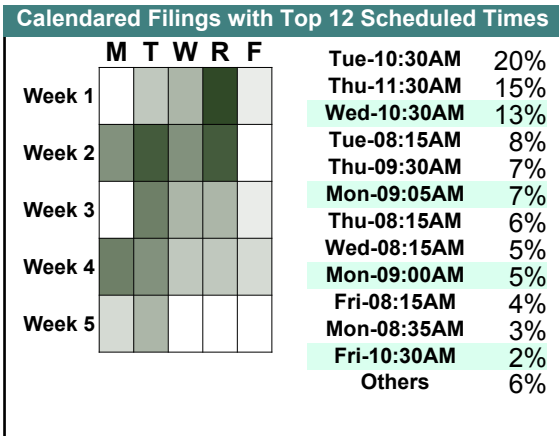
CASELOAD STATISTICS OF THE GENERAL DISTRICT COURTS

January 2017

Hanover

District: 15

		<u>Filings</u>	<u>Hearings</u>	<u>Transactions</u>	<u>Concluded</u>	<u>Cont</u>
<u>Criminal</u>						
Capias	CA	44	112	112	44	68
Civil Violation	CV	5	9	9	3	6
Felony	F	111	312	346	99	247
Misdemeanor	M	280	649	653	218	435
Show Cause	SC	29	55	55	30	25
Criminal Total		469	1,137	1,175	394	781
<u>Traffic</u>						
Capias	CA	21	75	75	23	52
Felony	F	5	14	21	11	10
Infraction	I	1,300	989	1,512	1,207	305
Misdemeanor	M	735	1,142	1,144	621	523
Restricted O/L	RL	2	2	2	2	-
Show Cause	SC	1	3	3	2	1
Traffic Total		2,064	2,225	2,757	1,866	891
<u>Civil</u>						
Abstract	AJ	1	0	1	1	-
Admin License	AL	18	0	18	18	-
Bond Forfeiture	BF	5	1	6	5	1
Counter Claim	CC	1	2	2	0	2
Detinue	DT	1	3	3	1	2
Garnishment	GA	104	19	127	108	19
Impoundment	IM	3	0	3	3	-
Interrogatory	IN	10	10	25	15	10
Motion for Judgment	MJ	8	7	8	3	5
Other	OT	2	0	2	2	-
Protective Order	PO	4	2	6	4	2
Prelim Prot Order	PP	10	0	10	10	-
Show Cause	SC	12	8	19	12	7
Tenants Assertion	TA	0	2	2	0	2
Unlawful Detainer	UD	80	41	99	85	14
Warrant in Debt	WD	308	279	374	286	88
Zoning Viol	ZO	0	0	4	4	-
Civil Total		567	374	709	557	152
Hanover Totals		3,100	3,736	4,641	2,817	1,824



CASELOAD STATISTICS OF THE GENERAL DISTRICT COURTS

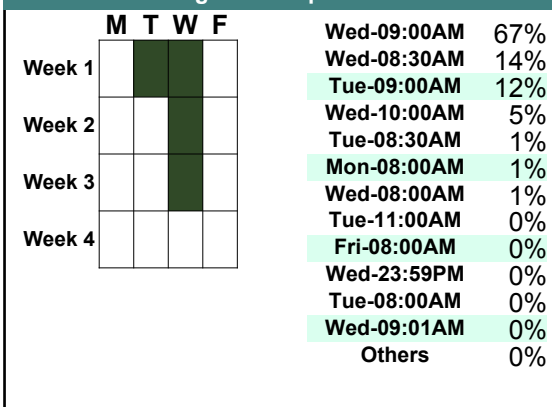
December 2017

King George

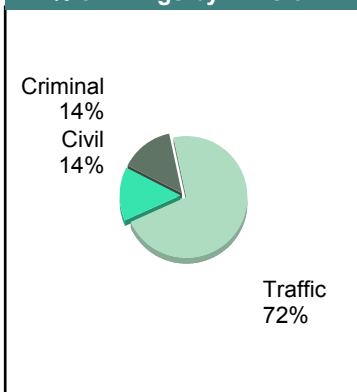
District: 15

		<u>Filings</u>	<u>Hearings</u>	<u>Transactions</u>	<u>Concluded</u>	<u>Cont</u>
<u>Criminal</u>						
Capias	CA	8	20	20	13	7
Civil Violation	CV	1	4	4	0	4
Felony	F	21	103	103	32	71
Misdemeanor	M	50	109	120	54	66
Show Cause	SC	1	7	7	4	3
Criminal Total		81	243	254	103	151
<u>Traffic</u>						
Capias	CA	4	10	10	4	6
Felony	F	2	5	5	0	5
Infraction	I	335	248	398	320	78
Misdemeanor	M	63	127	127	65	62
Show Cause	SC	1	4	4	3	1
Traffic Total		405	394	544	392	152
<u>Civil</u>						
Admin License	AL	7	0	7	7	-
Garnishment	GA	15	4	20	16	4
Interrogatory	IN	0	1	1	0	1
Motion for Judgment	MJ	1	0	1	1	-
Overweight	OC	1	0	1	1	-
Prelim Prot Order	PP	2	0	2	2	-
Show Cause	SC	1	2	3	1	2
Tenants Assertion	TA	0	0	1	1	-
Unlawful Detainer	UD	15	8	19	16	3
Warrant in Debt	WD	38	39	53	37	16
Civil Total		80	54	108	82	26
King George Totals		566	691	906	577	329

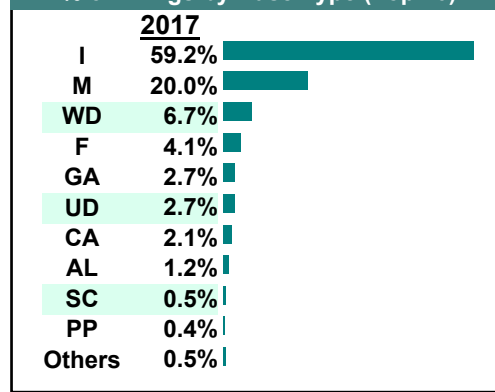
Calendared Filings with Top 12 Scheduled Times



% of Filings by Division



% of Filings by Case Type (Top 10)



CASELOAD STATISTICS OF THE GENERAL DISTRICT COURTS

November 2017

King George

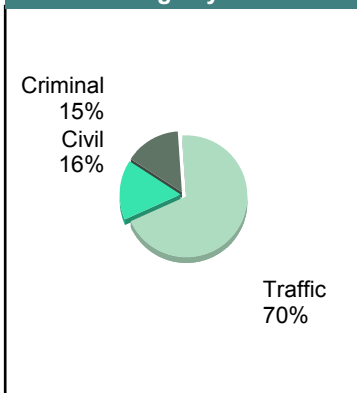
District: 15

		<u>Filings</u>	<u>Hearings</u>	<u>Transactions</u>	<u>Concluded</u>	<u>Cont</u>
<u>Criminal</u>						
Capias	CA	7	22	22	10	12
Civil Violation	CV	4	12	12	10	2
Felony	F	31	70	70	28	42
Misdemeanor	M	43	98	98	32	66
Show Cause	SC	6	8	8	3	5
Criminal Total		91	210	210	83	127
<u>Traffic</u>						
Capias	CA	3	7	7	4	3
Felony	F	0	1	1	0	1
Infraction	I	370	304	468	400	68
Misdemeanor	M	58	125	125	73	52
Show Cause	SC	1	2	2	1	1
Traffic Total		432	439	603	478	125
<u>Civil</u>						
Admin License	AL	6	0	6	6	-
Detinue	DT	1	0	1	1	-
Garnishment	GA	17	6	21	15	6
Impoundment	IM	1	0	1	1	-
Interrogatory	IN	3	2	4	2	2
Overweight	OC	1	0	1	1	-
Protective Order	PO	1	1	2	1	1
Prelim Prot Order	PP	3	1	4	3	1
Show Cause	SC	4	2	5	3	2
Tenants Assertion	TA	1	1	2	1	1
Unlawful Detainer	UD	20	12	22	19	3
Warrant in Debt	WD	40	40	54	40	14
Civil Total		98	65	123	93	30
King George Totals		621	714	936	654	282

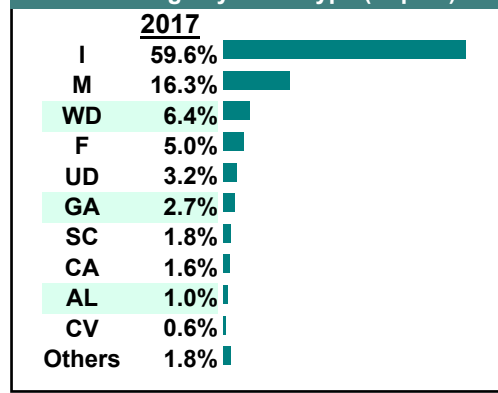
Calendared Filings with Top 12 Scheduled Times

	M	T	W	R		
Week 1					Wed-09:00AM	65%
					Wed-08:30AM	14%
Week 2					Tue-09:00AM	13%
					Wed-09:30AM	2%
Week 3					Wed-10:00AM	2%
					Mon-08:30AM	1%
Week 4					Mon-08:00AM	1%
					Tue-11:00AM	0%
Week 5					Wed-08:00AM	0%
					Tue-08:30AM	0%
					Thu-08:00AM	0%
					Tue-12:00PM	0%
					Others	0%

% of Filings by Division

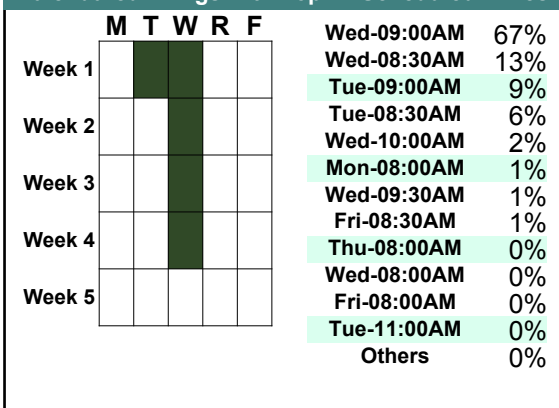


% of Filings by Case Type (Top 10)

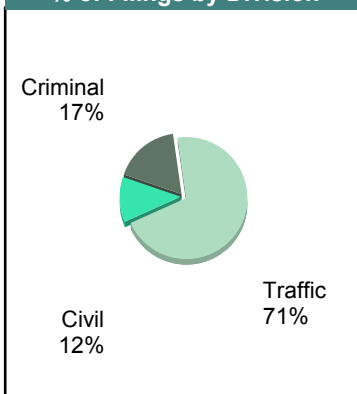


		Filings	Hearings	Transactions	Concluded	Cont
<u>Criminal</u>						
Capias	CA	6	20	20	3	17
Civil Violation	CV	7	9	9	3	6
Felony	F	62	136	136	15	121
Misdemeanor	M	50	121	123	52	71
Show Cause	SC	6	14	14	8	6
Criminal Total		131	300	302	81	221
<u>Traffic</u>						
Capias	CA	2	6	6	3	3
Infraction	I	452	320	548	456	92
Misdemeanor	M	78	177	177	102	75
Show Cause	SC	1	3	3	1	2
Traffic Total		533	506	734	562	172
<u>Civil</u>						
Abstract	AJ	1	0	1	1	-
Admin License	AL	11	0	11	11	-
Garnishment	GA	8	3	12	9	3
Impoundment	IM	1	0	1	1	-
Interrogatory	IN	3	2	3	1	2
Motion for Judgment	MJ	1	1	1	0	1
Overweight	OC	1	0	1	1	-
Other	OT	1	0	1	1	-
Protective Order	PO	3	0	3	3	-
Prelim Prot Order	PP	2	0	2	2	-
Show Cause	SC	1	1	1	0	1
Tenants Assertion	TA	1	1	1	0	1
Unlawful Detainer	UD	16	13	16	13	3
Warrant in Debt	WD	40	40	59	45	14
Civil Total		90	61	113	88	25
King George Totals		754	867	1,149	731	418

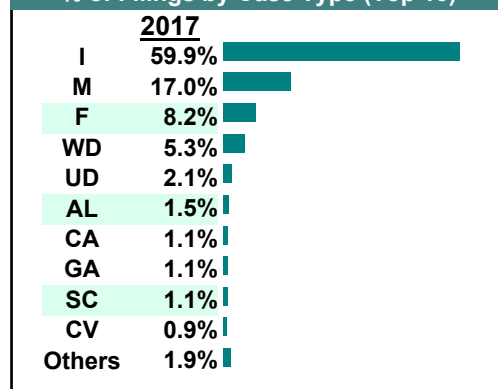
Calendared Filings with Top 12 Scheduled Times



% of Filings by Division



% of Filings by Case Type (Top 10)



CASELOAD STATISTICS OF THE GENERAL DISTRICT COURTS

September 2017

King George

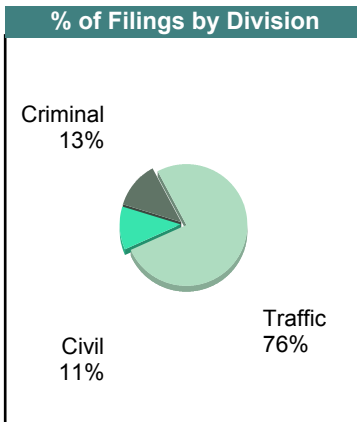
District: 15

		<u>Filings</u>	<u>Hearings</u>	<u>Transactions</u>	<u>Concluded</u>	<u>Cont</u>
<u>Criminal</u>						
Capias	CA	8	25	25	8	17
Civil Violation	CV	4	15	15	6	9
Felony	F	35	68	68	22	46
Misdemeanor	M	57	155	156	64	92
Show Cause	SC	2	3	3	0	3
Criminal Total		106	266	267	100	167
<u>Traffic</u>						
Capias	CA	6	8	8	3	5
Felony	F	4	6	6	1	5
Infraction	I	524	437	701	553	148
Misdemeanor	M	100	209	209	97	112
Restricted O/L	RL	1	1	1	1	-
Show Cause	SC	0	2	2	1	1
Traffic Total		635	663	927	656	271
<u>Civil</u>						
Admin License	AL	8	0	8	8	-
Garnishment	GA	10	5	16	11	5
Interrogatory	IN	0	0	1	1	-
Overweight	OC	1	0	1	1	-
Other	OT	1	0	1	1	-
Protective Order	PO	3	0	3	3	-
Prelim Prot Order	PP	5	2	7	5	2
Show Cause	SC	2	0	2	2	-
Unlawful Detainer	UD	26	17	34	33	1
Warrant in Debt	WD	38	37	47	31	16
Civil Total		94	61	120	96	24
King George Totals		835	990	1,314	852	462

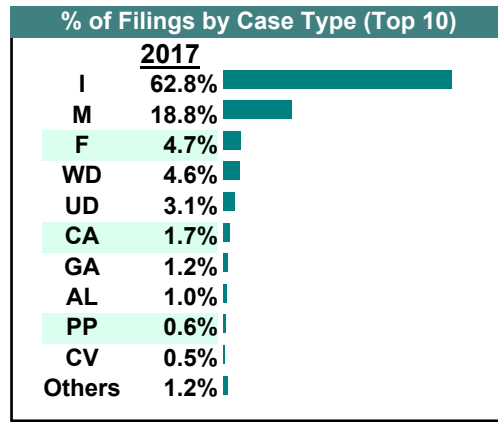
Calendared Filings with Top 12 Scheduled Times

	M	T	W	F		
Week 1					Wed-09:00AM	71%
					Wed-08:30AM	14%
Week 2					Tue-09:00AM	9%
					Wed-10:00AM	4%
Week 3					Tue-08:30AM	1%
					Tue-08:00AM	0%
Week 4					Tue-11:00AM	0%
					Wed-08:00AM	0%
					Fri-08:00AM	0%
					Mon-08:00AM	0%
					Wed-14:30PM	0%
					Wed-09:01AM	0%
					Others	0%

% of Filings by Division

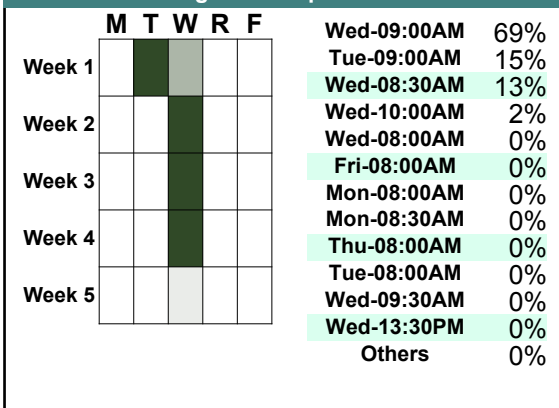


% of Filings by Case Type (Top 10)

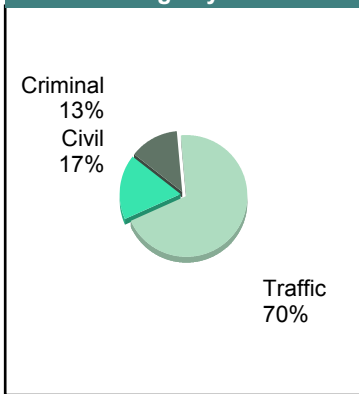


		<u>Filings</u>	<u>Hearings</u>	<u>Transactions</u>	<u>Concluded</u>	<u>Cont</u>
<u>Criminal</u>						
Capias	CA	7	19	19	8	11
Civil Violation	CV	2	4	4	0	4
Felony	F	14	49	49	18	31
Misdemeanor	M	61	98	108	52	56
Motion	MO	1	1	1	1	-
Show Cause	SC	4	11	11	4	7
Criminal Total		89	182	192	83	109
<u>Traffic</u>						
Capias	CA	1	7	7	5	2
Civil Violation	CV	1	1	1	1	-
Felony	F	0	2	2	1	1
Infraction	I	396	289	502	421	81
Misdemeanor	M	69	138	138	65	73
Show Cause	SC	2	3	3	1	2
Traffic Total		469	440	653	494	159
<u>Civil</u>						
Abstract	AJ	1	0	1	1	-
Admin License	AL	5	0	5	5	-
Garnishment	GA	24	7	28	21	7
Impoundment	IM	1	0	1	1	-
Interrogatory	IN	1	1	2	1	1
Overweight	OC	1	0	1	1	-
Other	OT	1	0	1	1	-
Prelim Prot Order	PP	1	0	1	1	-
Show Cause	SC	1	0	1	1	-
Unlawful Detainer	UD	20	8	21	19	2
Warrant in Debt	WD	60	61	79	60	19
Civil Total		116	77	141	112	29
King George Totals		674	699	986	689	297

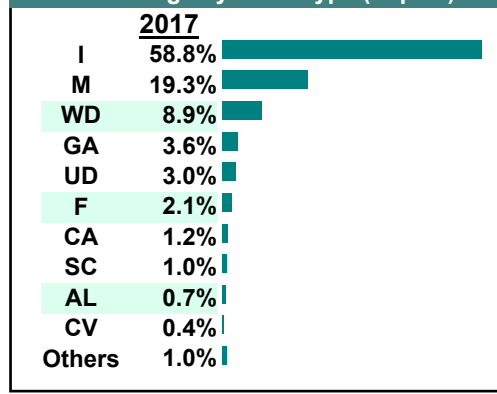
Calendared Filings with Top 12 Scheduled Times



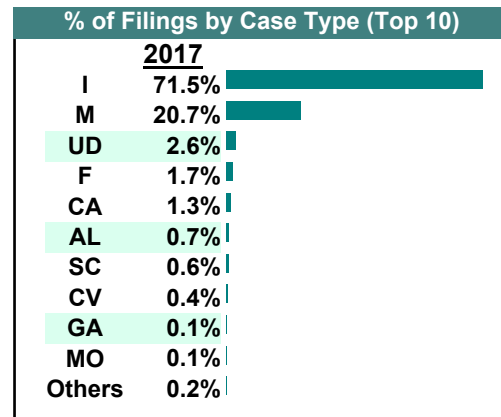
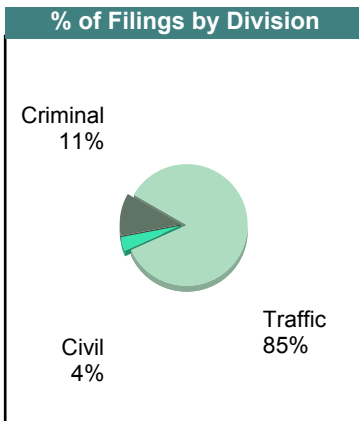
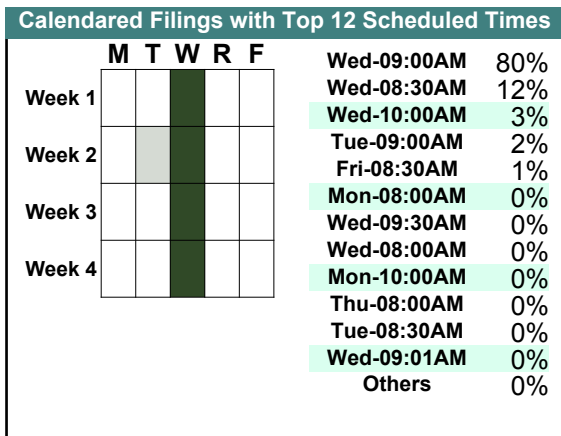
% of Filings by Division



% of Filings by Case Type (Top 10)

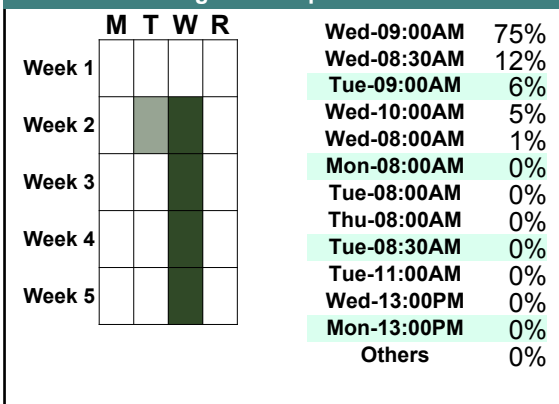


		<u>Filings</u>	<u>Hearings</u>	<u>Transactions</u>	<u>Concluded</u>	<u>Cont</u>
<u>Criminal</u>						
Capias	CA	7	20	20	7	13
Civil Violation	CV	3	6	6	2	4
Felony	F	12	39	39	20	19
Misdemeanor	M	66	107	110	46	64
Motion	MO	1	1	1	1	-
Show Cause	SC	4	9	9	2	7
Criminal Total		93	182	185	78	107
<u>Traffic</u>						
Capias	CA	4	10	10	5	5
Felony	F	2	2	2	2	-
Infraction	I	588	408	649	481	168
Misdemeanor	M	104	160	160	64	96
Show Cause	SC	1	3	3	2	1
Traffic Total		699	583	824	554	270
<u>Civil</u>						
Admin License	AL	6	0	6	6	-
Garnishment	GA	1	0	1	1	-
Protective Order	PO	1	0	1	1	-
Unlawful Detainer	UD	21	17	24	18	6
Warrant in Debt	WD	1	1	1	0	1
Civil Total		30	18	33	26	7
King George Totals		822	783	1,042	658	384

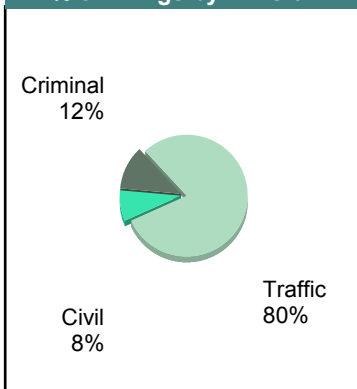


		<u>Filings</u>	<u>Hearings</u>	<u>Transactions</u>	<u>Concluded</u>	<u>Cont</u>
<u>Criminal</u>						
Capias	CA	9	19	19	6	13
Civil Violation	CV	6	8	8	1	7
Felony	F	14	76	76	39	37
Misdemeanor	M	50	104	110	47	63
Show Cause	SC	2	7	7	3	4
Criminal Total		81	214	220	96	124
<u>Traffic</u>						
Capias	CA	1	6	6	4	2
Felony	F	3	3	3	1	2
Infraction	I	480	348	591	486	105
Misdemeanor	M	73	148	148	72	76
Show Cause	SC	1	3	3	1	2
Traffic Total		558	508	751	564	187
<u>Civil</u>						
Admin License	AL	9	0	9	9	-
Garnishment	GA	7	1	8	7	1
Impoundment	IM	1	0	1	1	-
Interrogatory	IN	1	1	1	0	1
Protective Order	PO	2	0	2	2	-
Prelim Prot Order	PP	4	0	4	4	-
Unlawful Detainer	UD	19	18	24	20	4
Warrant in Debt	WD	14	14	21	13	8
Civil Total		57	34	70	56	14
King George Totals		696	756	1,041	716	325

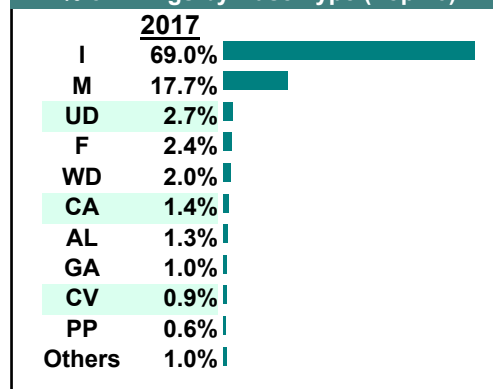
Calendared Filings with Top 12 Scheduled Times



% of Filings by Division

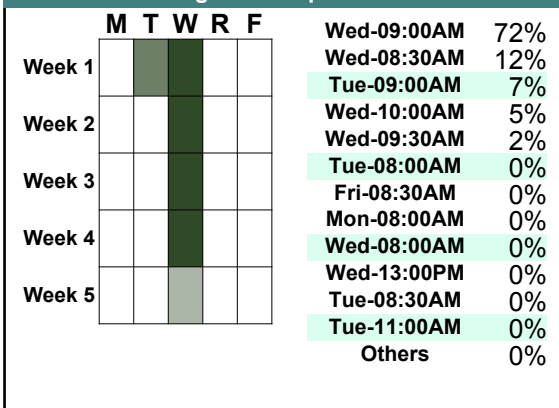


% of Filings by Case Type (Top 10)

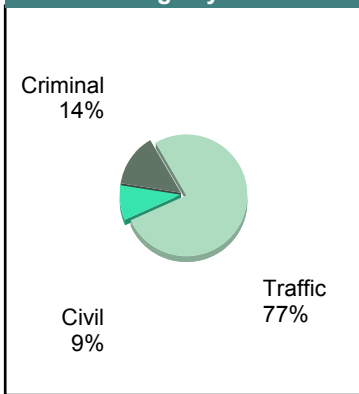


		Filings	Hearings	Transactions	Concluded	Cont
<u>Criminal</u>						
Capias	CA	7	25	25	9	16
Civil Violation	CV	8	11	11	7	4
Felony	F	41	104	104	43	61
Misdemeanor	M	59	135	140	58	82
Other	O	3	3	3	3	-
Show Cause	SC	9	15	15	8	7
Criminal Total		127	293	298	128	170
<u>Traffic</u>						
Capias	CA	4	12	12	5	7
Infraction	I	588	388	691	587	104
Misdemeanor	M	93	185	185	102	83
Show Cause	SC	3	5	5	1	4
Traffic Total		688	590	893	695	198
<u>Civil</u>						
Abstract	AJ	2	0	2	2	-
Admin License	AL	7	0	7	7	-
Detinue	DT	1	1	1	1	-
Garnishment	GA	9	4	14	10	4
Impoundment	IM	1	0	1	1	-
Interrogatory	IN	0	0	1	1	-
Motion for Judgment	MJ	1	0	1	1	-
Other	OT	1	0	1	1	-
Protective Order	PO	2	0	2	2	-
Prelim Prot Order	PP	2	0	2	2	-
Show Cause	SC	1	0	2	2	-
Unlawful Detainer	UD	15	5	18	15	3
Warrant in Debt	WD	39	41	58	44	14
Civil Total		81	51	110	89	21
King George Totals		896	934	1,301	912	389

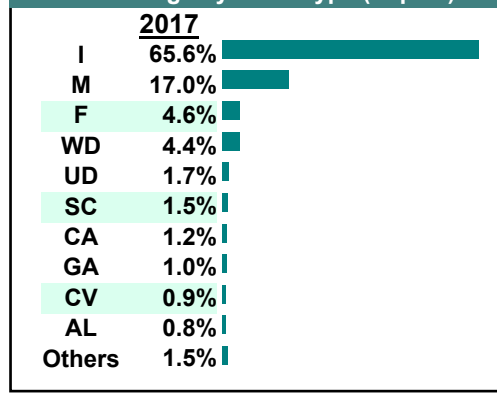
Calendared Filings with Top 12 Scheduled Times



% of Filings by Division

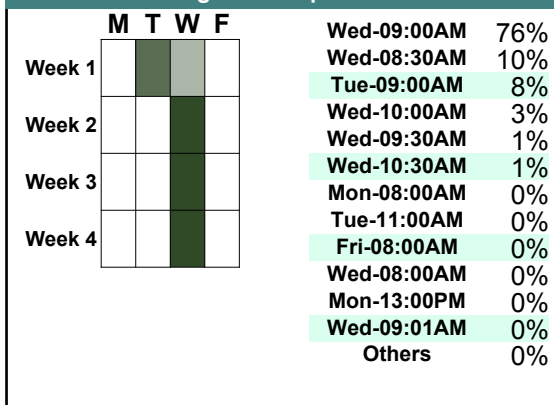


% of Filings by Case Type (Top 10)

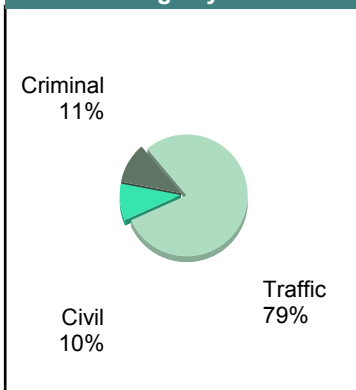


		Filings	Hearings	Transactions	Concluded	Cont
<u>Criminal</u>						
Capias	CA	11	20	20	4	16
Civil Violation	CV	1	4	4	3	1
Felony	F	38	83	83	17	66
Misdemeanor	M	36	101	103	40	63
Show Cause	SC	2	9	9	5	4
Criminal Total		88	217	219	69	150
<u>Traffic</u>						
Capias	CA	1	7	7	2	5
Felony	F	0	1	1	1	-
Infraction	I	564	349	680	600	80
Misdemeanor	M	79	148	148	75	73
Show Cause	SC	1	2	2	0	2
Traffic Total		645	507	838	678	160
<u>Civil</u>						
Admin License	AL	3	0	3	3	-
Garnishment	GA	13	4	16	12	4
Interrogatory	IN	1	1	2	1	1
Overweight	OC	2	0	2	2	-
Protective Order	PO	2	0	2	2	-
Prelim Prot Order	PP	3	0	3	3	-
Show Cause	SC	1	1	1	0	1
Unlawful Detainer	UD	21	17	27	21	6
Warrant in Debt	WD	33	32	42	24	18
Civil Total		79	55	98	68	30
King George Totals		812	779	1,155	815	340

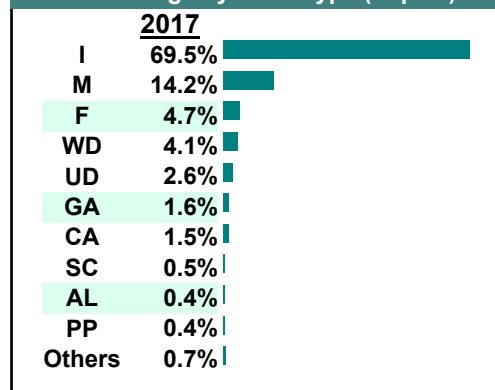
Calendared Filings with Top 12 Scheduled Times



% of Filings by Division

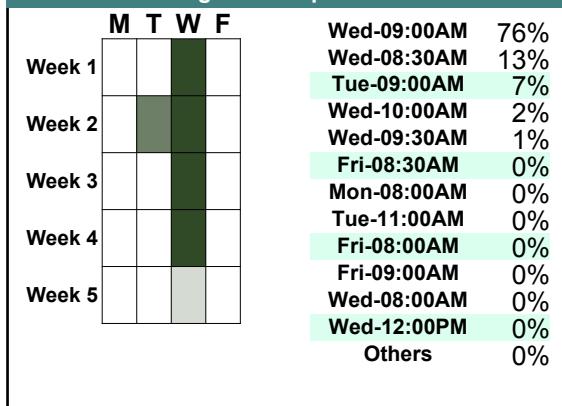


% of Filings by Case Type (Top 10)

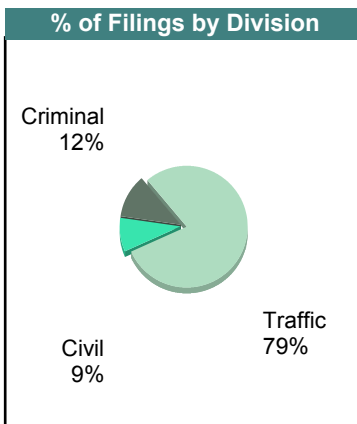


		<u>Filings</u>	<u>Hearings</u>	<u>Transactions</u>	<u>Concluded</u>	<u>Cont</u>
<u>Criminal</u>						
Capias	CA	4	8	8	4	4
Civil Violation	CV	0	4	4	2	2
Felony	F	19	70	70	17	53
Misdemeanor	M	55	97	104	40	64
Show Cause	SC	5	6	6	0	6
Criminal Total		83	185	192	63	129
<u>Traffic</u>						
Capias	CA	1	12	12	3	9
Felony	F	0	1	1	0	1
Infraction	I	492	381	601	462	139
Misdemeanor	M	70	146	146	68	78
Show Cause	SC	1	1	1	1	-
Traffic Total		564	541	761	534	227
<u>Civil</u>						
Abstract	AJ	1	0	1	1	-
Admin License	AL	4	0	4	4	-
Garnishment	GA	13	1	16	15	1
Impoundment	IM	1	0	1	1	-
Interrogatory	IN	2	1	2	1	1
Overweight	OC	1	0	1	1	-
Protective Order	PO	1	0	1	1	-
Prelim Prot Order	PP	0	0	1	1	-
Tenants Assertion	TA	0	0	1	1	-
Unlawful Detainer	UD	17	10	19	16	3
Warrant in Debt	WD	24	24	34	22	12
Civil Total		64	36	81	64	17
King George Totals		711	762	1,034	661	373

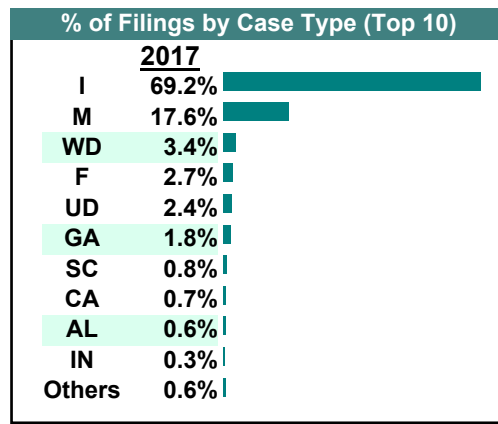
Calendared Filings with Top 12 Scheduled Times



% of Filings by Division

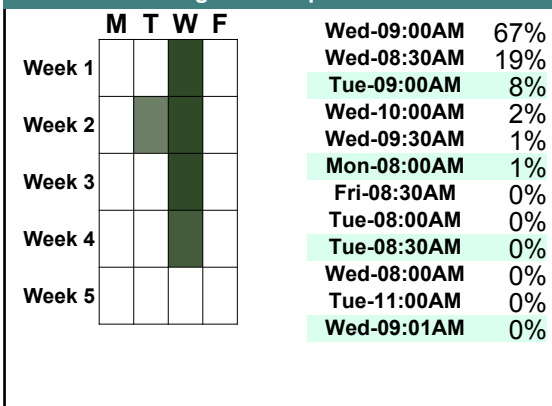


% of Filings by Case Type (Top 10)

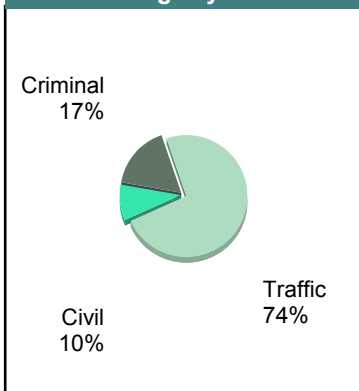


		<u>Filings</u>	<u>Hearings</u>	<u>Transactions</u>	<u>Concluded</u>	<u>Cont</u>
<u>Criminal</u>						
Capias	CA	3	12	12	6	6
Civil Violation	CV	4	6	6	1	5
Felony	F	31	55	55	23	32
Misdemeanor	M	52	106	107	45	62
Motion	MO	1	2	2	1	1
Show Cause	SC	6	11	11	3	8
Criminal Total		97	192	193	79	114
<u>Traffic</u>						
Infraction	I	356	312	476	388	88
Misdemeanor	M	69	159	159	93	66
Traffic Total		425	471	635	481	154
<u>Civil</u>						
Admin License	AL	7	0	7	7	-
Garnishment	GA	7	4	8	4	4
Impoundment	IM	1	0	1	1	-
Overweight	OC	1	0	1	1	-
Protective Order	PO	1	0	1	1	-
Tenants Assertion	TA	1	1	1	0	1
Unlawful Detainer	UD	19	13	20	17	3
Warrant in Debt	WD	18	21	24	17	7
Civil Total		55	39	63	48	15
King George Totals		577	702	891	608	283

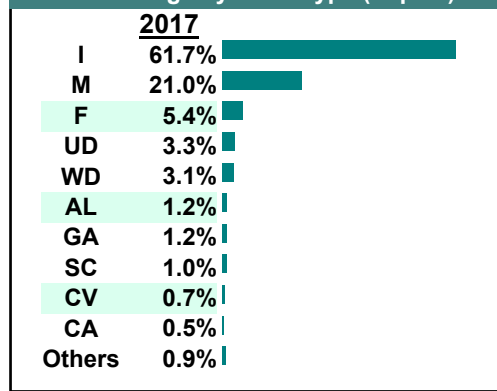
Calendared Filings with Top 12 Scheduled Times



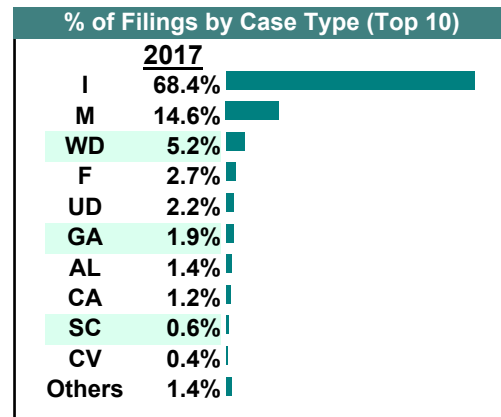
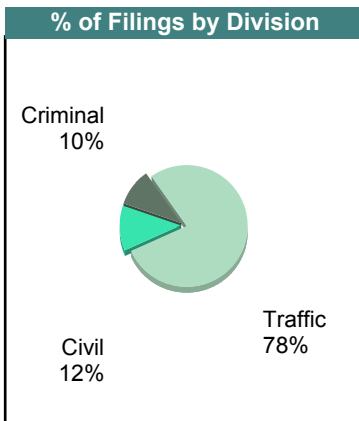
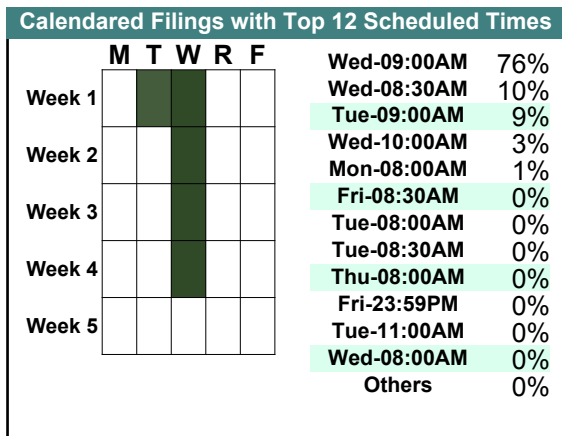
% of Filings by Division



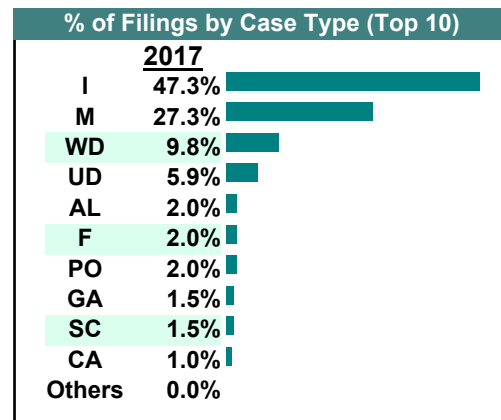
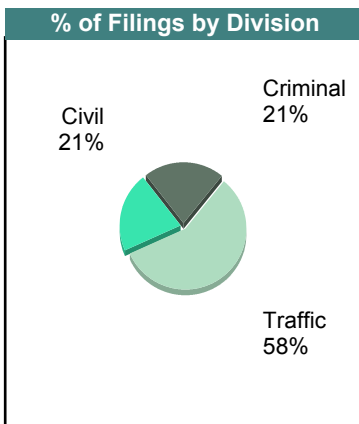
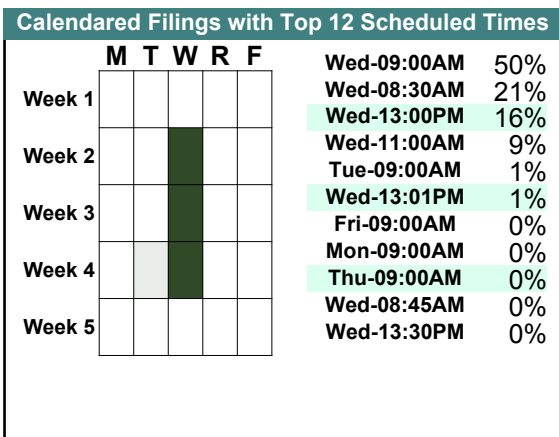
% of Filings by Case Type (Top 10)



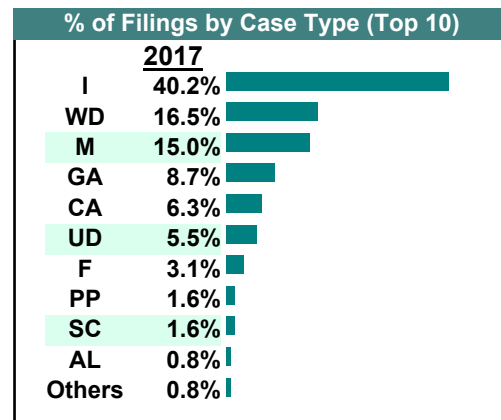
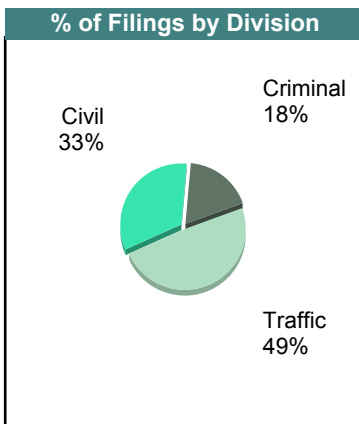
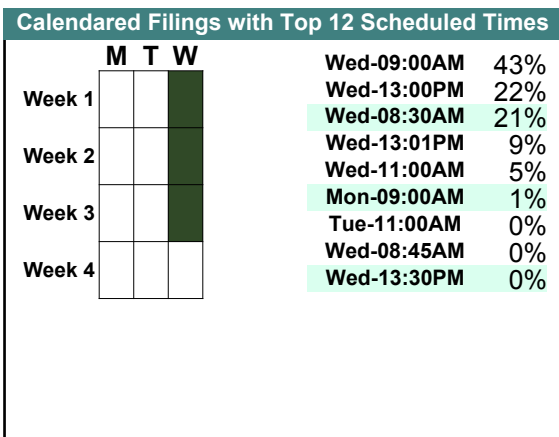
		<u>Filings</u>	<u>Hearings</u>	<u>Transactions</u>	<u>Concluded</u>	<u>Cont</u>
<u>Criminal</u>						
Capias	CA	6	12	12	3	9
Civil Violation	CV	3	4	4	0	4
Felony	F	18	57	57	20	37
Misdemeanor	M	38	84	89	36	53
Motion	MO	1	1	1	1	-
Show Cause	SC	4	5	5	4	1
Criminal Total		70	163	168	64	104
<u>Traffic</u>						
Capias	CA	2	7	7	0	7
Felony	F	1	3	3	2	1
Infraction	I	474	347	585	482	103
Misdemeanor	M	63	158	158	80	78
Traffic Total		540	515	753	564	189
<u>Civil</u>						
Admin License	AL	10	0	10	10	-
Garnishment	GA	13	1	13	12	1
Overweight	OC	2	0	2	2	-
Other	OT	3	0	3	3	-
Protective Order	PO	1	0	1	1	-
Prelim Prot Order	PP	3	0	3	3	-
Unlawful Detainer	UD	15	6	17	15	2
Warrant in Debt	WD	36	36	45	35	10
Civil Total		83	43	94	81	13
King George Totals		693	721	1,015	709	306



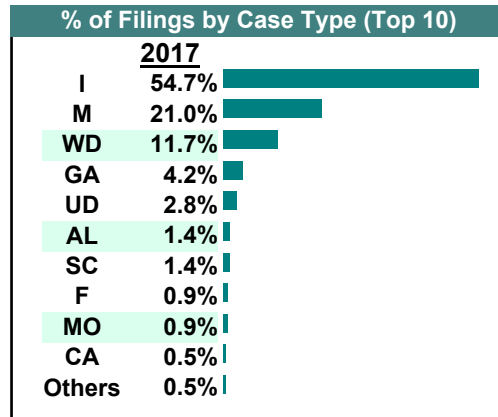
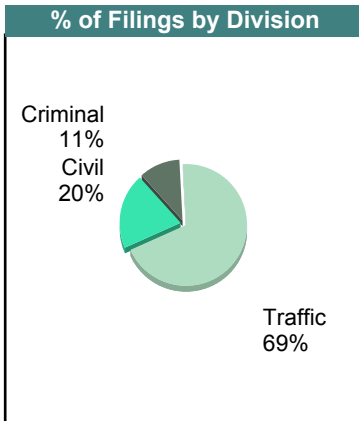
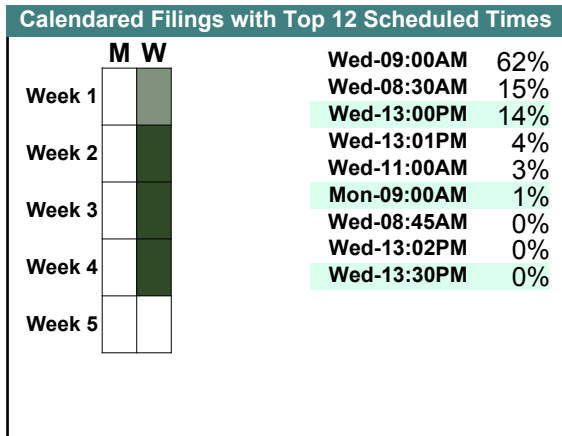
		Filings	Hearings	Transactions	Concluded	Cont
<u>Criminal</u>						
Capias	CA	1	2	2	2	-
Civil Violation	CV	0	1	1	1	-
Felony	F	4	12	12	6	6
Misdemeanor	M	38	60	67	34	33
Show Cause	SC	1	2	2	1	1
Criminal Total		44	77	84	44	40
<u>Traffic</u>						
Capias	CA	1	7	7	4	3
Civil Violation	CV	0	2	2	1	1
Infraction	I	97	83	130	111	19
Misdemeanor	M	18	52	53	30	23
Show Cause	SC	2	7	7	4	3
Traffic Total		118	151	199	150	49
<u>Civil</u>						
Admin License	AL	4	0	5	5	-
Garnishment	GA	3	0	3	3	-
Protective Order	PO	4	0	4	4	-
Unlawful Detainer	UD	12	11	16	12	4
Warrant in Debt	WD	20	21	26	17	9
Civil Total		43	32	54	41	13
Lancaster Totals		205	260	337	235	102



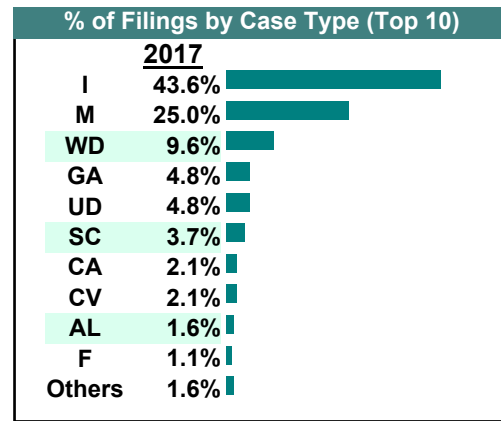
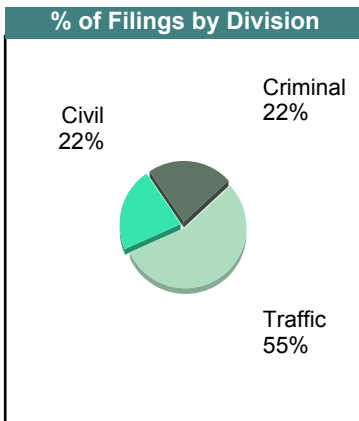
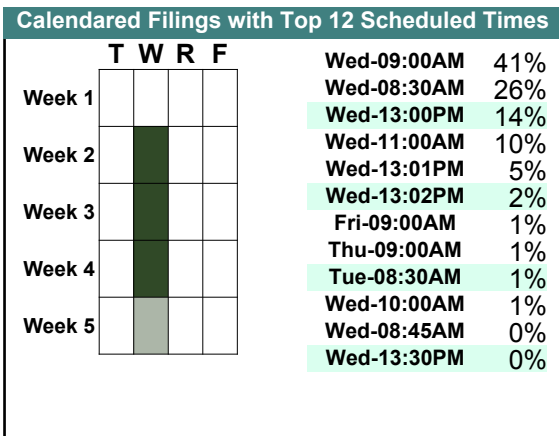
		Filings	Hearings	Transactions	Concluded	Cont
<u>Criminal</u>						
Capias	CA	4	5	5	4	1
Civil Violation	CV	0	1	1	0	1
Felony	F	4	8	8	2	6
Misdemeanor	M	14	42	42	16	26
Show Cause	SC	1	1	1	1	-
Criminal Total		23	57	57	23	34
<u>Traffic</u>						
Capias	CA	4	9	9	2	7
Infraction	I	51	48	69	55	14
Misdemeanor	M	5	33	33	12	21
Motion	MO	1	1	1	1	-
Show Cause	SC	1	2	2	0	2
Traffic Total		62	93	114	70	44
<u>Civil</u>						
Admin License	AL	1	0	1	1	-
Garnishment	GA	11	0	11	11	-
Prelim Prot Order	PP	2	2	3	1	2
Unlawful Detainer	UD	7	7	9	5	4
Warrant in Debt	WD	21	21	28	20	8
Civil Total		42	30	52	38	14
Lancaster Totals		127	180	223	131	92



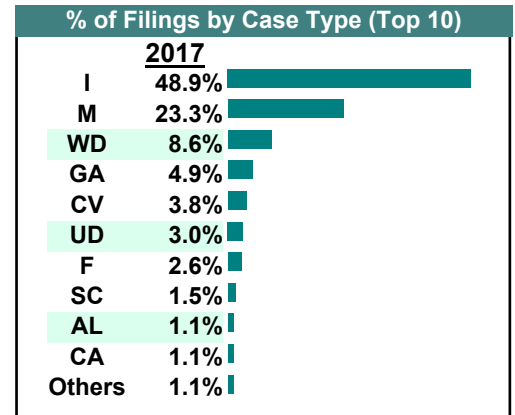
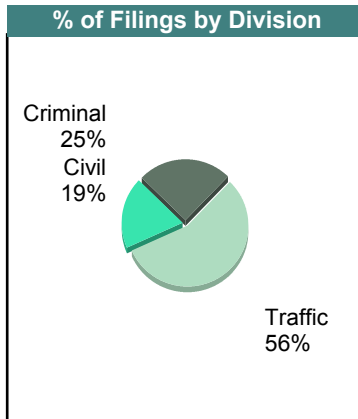
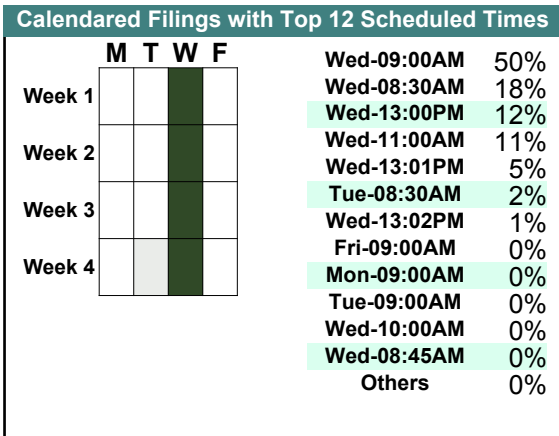
		<u>Filings</u>	<u>Hearings</u>	<u>Transactions</u>	<u>Concluded</u>	<u>Cont</u>
<u>Criminal</u>						
Capias	CA	1	5	5	4	1
Civil Violation	CV	1	1	1	0	1
Felony	F	2	16	16	12	4
Misdemeanor	M	18	63	68	35	33
Show Cause	SC	1	4	4	2	2
Criminal Total		23	89	94	53	41
<u>Traffic</u>						
Capias	CA	0	5	5	0	5
Civil Violation	CV	0	3	3	1	2
Infraction	I	117	81	138	118	20
Misdemeanor	M	27	70	70	30	40
Motion	MO	2	3	3	2	1
Show Cause	SC	2	7	7	2	5
Traffic Total		148	169	226	153	73
<u>Civil</u>						
Admin License	AL	3	1	4	3	1
Garnishment	GA	9	0	9	9	-
Interrogatory	IN	0	0	2	2	-
Prelim Prot Order	PP	0	0	1	1	-
Unlawful Detainer	UD	6	8	10	6	4
Warrant in Debt	WD	25	22	32	24	8
Civil Total		43	31	58	45	13
Lancaster Totals		214	289	378	251	127



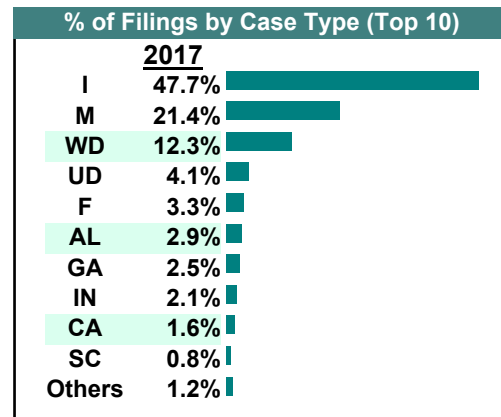
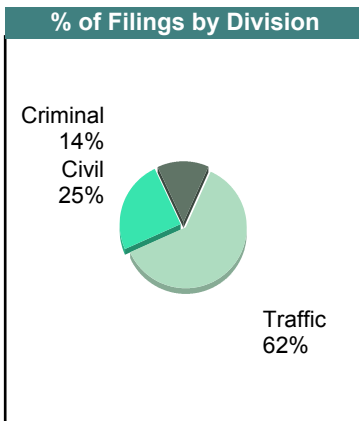
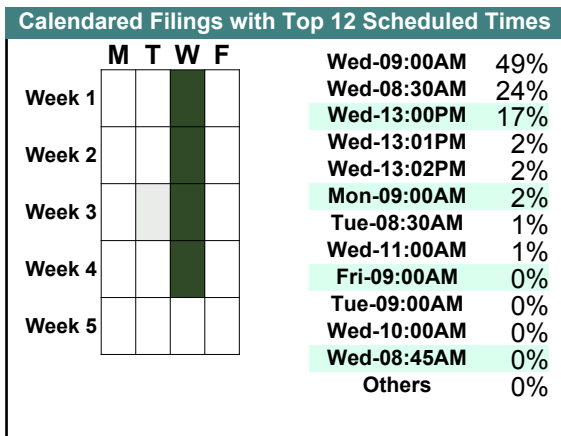
		Filings	Hearings	Transactions	Concluded	Cont
<u>Criminal</u>						
Capias	CA	2	4	4	2	2
Civil Violation	CV	4	2	4	4	-
Felony	F	2	17	17	3	14
Misdemeanor	M	31	59	63	33	30
Show Cause	SC	3	4	4	3	1
Criminal Total		42	86	92	45	47
<u>Traffic</u>						
Capias	CA	2	6	6	2	4
Felony	F	0	0	1	1	-
Infraction	I	82	71	108	70	38
Misdemeanor	M	16	49	49	13	36
Show Cause	SC	4	10	10	5	5
Traffic Total		104	136	174	91	83
<u>Civil</u>						
Admin License	AL	3	1	3	2	1
Garnishment	GA	9	0	9	9	-
Interrogatory	IN	2	0	4	4	-
Prelim Prot Order	PP	1	1	1	0	1
Unlawful Detainer	UD	9	7	11	8	3
Warrant in Debt	WD	18	15	25	18	7
Civil Total		42	24	53	41	12
Lancaster Totals		188	246	319	177	142



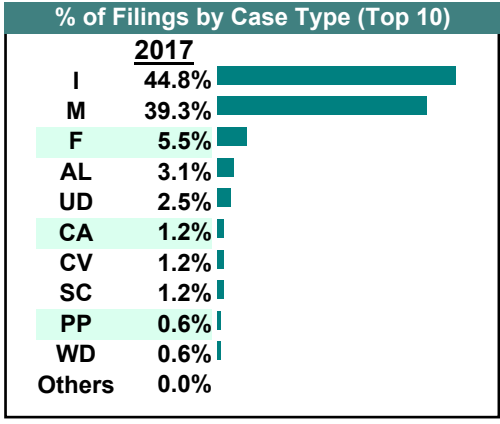
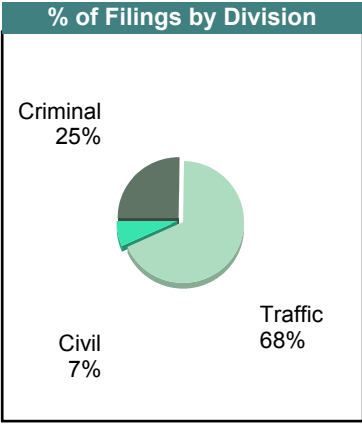
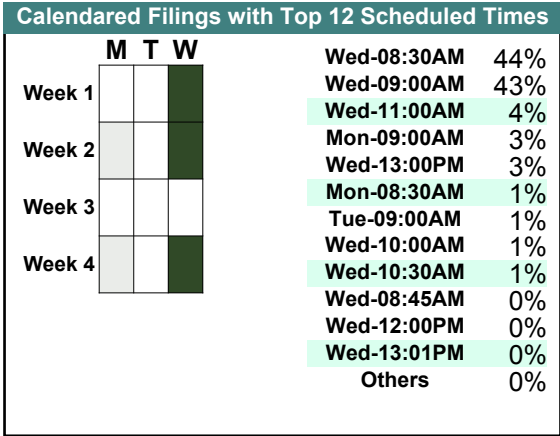
		<u>Filings</u>	<u>Hearings</u>	<u>Transactions</u>	<u>Concluded</u>	<u>Cont</u>
<u>Criminal</u>						
Capias	CA	2	4	4	1	3
Civil Violation	CV	8	4	8	8	-
Felony	F	7	14	15	1	14
Misdemeanor	M	46	67	80	37	43
Show Cause	SC	4	4	4	2	2
Criminal Total		67	93	111	49	62
<u>Traffic</u>						
Capias	CA	1	1	1	0	1
Civil Violation	CV	2	4	4	0	4
Felony	F	0	1	1	0	1
Infraction	I	130	87	152	128	24
Misdemeanor	M	16	71	72	34	38
Show Cause	SC	0	2	2	1	1
Traffic Total		149	166	232	163	69
<u>Civil</u>						
Admin License	AL	3	0	3	3	-
Detinue	DT	2	0	3	3	-
Garnishment	GA	13	0	14	14	-
Interrogatory	IN	0	1	2	1	1
Prelim Prot Order	PP	1	1	1	0	1
Unlawful Detainer	UD	8	9	12	10	2
Warrant in Debt	WD	23	27	33	24	9
Civil Total		50	38	68	55	13
Lancaster Totals		266	297	411	267	144



		<u>Filings</u>	<u>Hearings</u>	<u>Transactions</u>	<u>Concluded</u>	<u>Cont</u>
<u>Criminal</u>						
Capias	CA	3	8	8	2	6
Felony	F	7	16	19	8	11
Misdemeanor	M	22	54	56	20	36
Motion	MO	1	1	1	1	-
Show Cause	SC	0	3	3	1	2
Criminal Total		33	82	87	32	55
<u>Traffic</u>						
Capias	CA	1	1	1	0	1
Civil Violation	CV	0	2	2	2	-
Felony	F	1	1	1	0	1
Infraction	I	116	89	142	116	26
Misdemeanor	M	30	75	76	31	45
Show Cause	SC	2	3	3	1	2
Traffic Total		150	171	225	150	75
<u>Civil</u>						
Admin License	AL	7	0	7	7	-
Detinue	DT	1	1	1	0	1
Garnishment	GA	6	0	6	6	-
Interrogatory	IN	5	5	6	1	5
Prelim Prot Order	PP	1	0	2	2	-
Unlawful Detainer	UD	10	8	11	6	5
Warrant in Debt	WD	30	22	35	22	13
Civil Total		60	36	68	44	24
Lancaster Totals		243	289	380	226	154

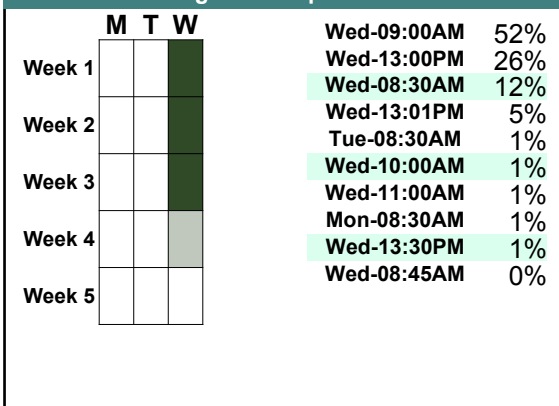


		<u>Filings</u>	<u>Hearings</u>	<u>Transactions</u>	<u>Concluded</u>	<u>Cont</u>
<u>Criminal</u>						
Capias	CA	1	3	3	2	1
Felony	F	9	17	22	10	12
Misdemeanor	M	30	63	68	28	40
Show Cause	SC	1	3	3	2	1
Criminal Total		41	86	96	42	54
<u>Traffic</u>						
Capias	CA	1	2	2	0	2
Civil Violation	CV	2	2	2	0	2
Infraction	I	73	57	86	62	24
Misdemeanor	M	34	56	56	9	47
Show Cause	SC	1	1	1	0	1
Traffic Total		111	118	147	71	76
<u>Civil</u>						
Admin License	AL	5	0	5	5	-
Garnishment	GA	0	1	1	0	1
Prelim Prot Order	PP	1	2	2	0	2
Unlawful Detainer	UD	4	3	5	3	2
Warrant in Debt	WD	1	1	3	3	-
Civil Total		11	7	16	11	5
Lancaster Totals		163	211	259	124	135

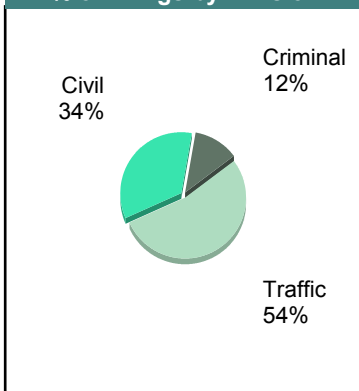


		<u>Filings</u>	<u>Hearings</u>	<u>Transactions</u>	<u>Concluded</u>	<u>Cont</u>
<u>Criminal</u>						
Capias	CA	3	4	4	2	2
Felony	F	7	16	16	8	8
Misdemeanor	M	8	53	54	36	18
Show Cause	SC	0	1	1	0	1
Criminal Total		18	74	75	46	29
<u>Traffic</u>						
Capias	CA	1	6	6	3	3
Civil Violation	CV	0	1	1	0	1
Felony	F	0	1	1	1	-
Infraction	I	69	47	86	80	6
Misdemeanor	M	11	50	50	20	30
Show Cause	SC	0	7	7	2	5
Traffic Total		81	112	151	106	45
<u>Civil</u>						
Admin License	AL	1	0	1	1	-
Counter Claim	CC	1	0	1	1	-
Garnishment	GA	6	0	7	7	-
Other	OT	1	0	1	1	-
Prelim Prot Order	PP	2	0	2	2	-
Show Cause	SC	1	0	1	1	-
Unlawful Detainer	UD	8	12	13	12	1
Warrant in Debt	WD	32	25	39	33	6
Civil Total		52	37	65	58	7
Lancaster Totals		151	223	291	210	81

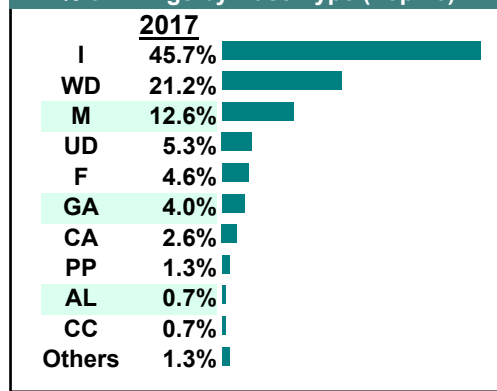
Calendared Filings with Top 12 Scheduled Times



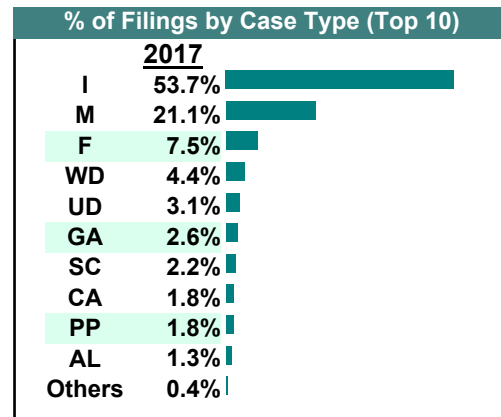
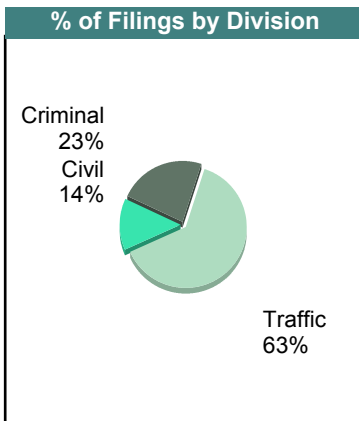
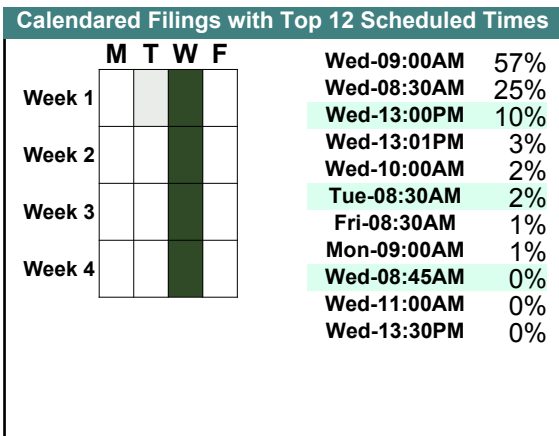
% of Filings by Division



% of Filings by Case Type (Top 10)

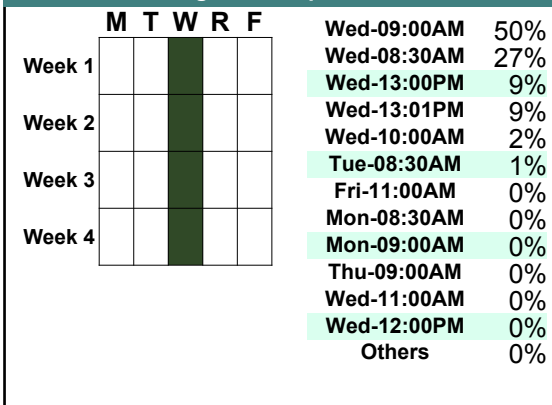


		<u>Filings</u>	<u>Hearings</u>	<u>Transactions</u>	<u>Concluded</u>	<u>Cont</u>
<u>Criminal</u>						
Capias	CA	4	5	5	3	2
Felony	F	17	28	33	19	14
Misdemeanor	M	28	104	105	40	65
Show Cause	SC	3	6	6	3	3
Criminal Total		52	143	149	65	84
<u>Traffic</u>						
Capias	CA	0	1	1	0	1
Civil Violation	CV	0	2	2	2	-
Felony	F	0	0	1	1	-
Infraction	I	122	106	151	132	19
Misdemeanor	M	20	68	68	44	24
Show Cause	SC	2	4	4	0	4
Traffic Total		144	181	227	179	48
<u>Civil</u>						
Admin License	AL	3	0	3	3	-
Garnishment	GA	6	2	7	5	2
Protective Order	PO	1	0	1	1	-
Prelim Prot Order	PP	4	0	4	4	-
Unlawful Detainer	UD	7	6	7	3	4
Warrant in Debt	WD	10	11	18	15	3
Civil Total		31	19	40	31	9
Lancaster Totals		227	343	416	275	141

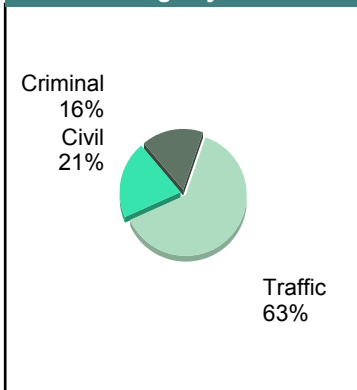


		<u>Filings</u>	<u>Hearings</u>	<u>Transactions</u>	<u>Concluded</u>	<u>Cont</u>
<u>Criminal</u>						
Capias	CA	3	5	5	3	2
Felony	F	6	16	16	2	14
Misdemeanor	M	29	71	71	15	56
Show Cause	SC	0	1	1	1	-
Criminal Total		38	93	93	21	72
<u>Traffic</u>						
Capias	CA	3	5	5	1	4
Civil Violation	CV	0	3	3	1	2
Felony	F	0	2	2	0	2
Infraction	I	117	93	142	118	24
Misdemeanor	M	25	77	77	26	51
Show Cause	SC	2	2	2	1	1
Traffic Total		147	182	231	147	84
<u>Civil</u>						
Admin License	AL	2	0	2	2	-
Detinue	DT	0	0	2	2	-
Garnishment	GA	19	0	20	20	-
Interrogatory	IN	0	1	1	0	1
Protective Order	PO	2	0	2	2	-
Prelim Prot Order	PP	4	0	4	4	-
Show Cause	SC	1	0	1	1	-
Unlawful Detainer	UD	1	1	3	2	1
Warrant in Debt	WD	19	18	23	16	7
Civil Total		48	20	58	49	9
Lancaster Totals		233	295	382	217	165

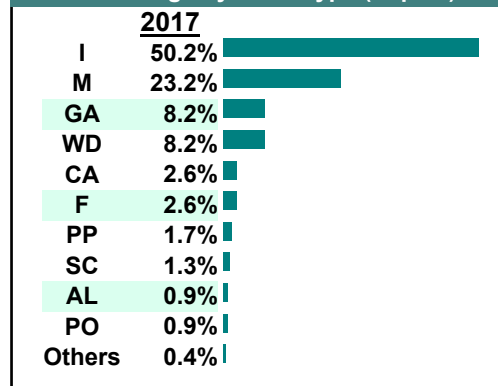
Calendared Filings with Top 12 Scheduled Times



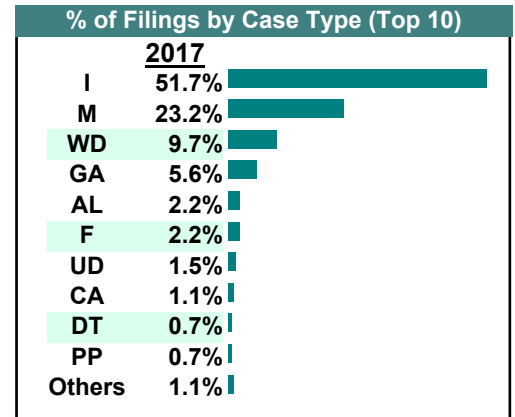
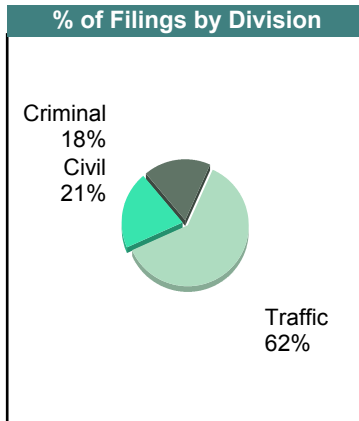
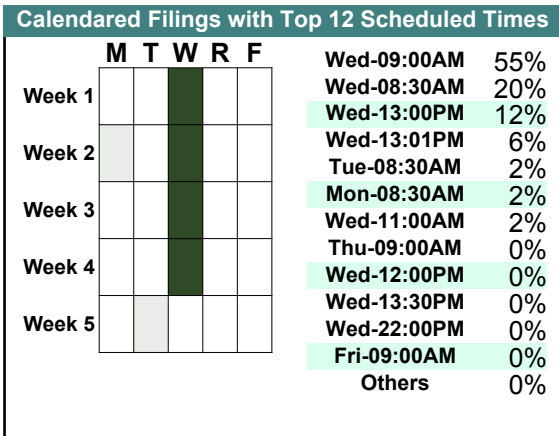
% of Filings by Division



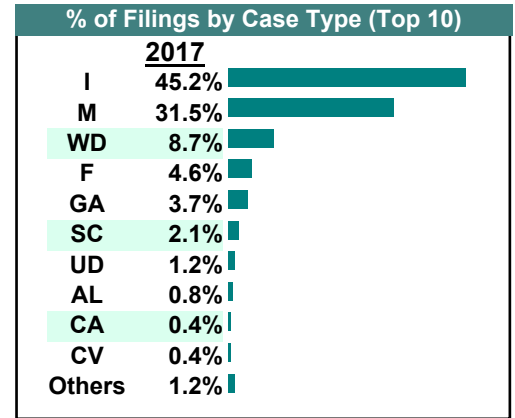
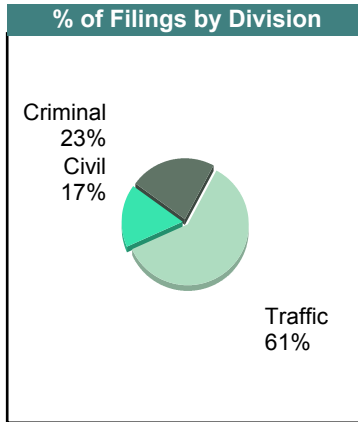
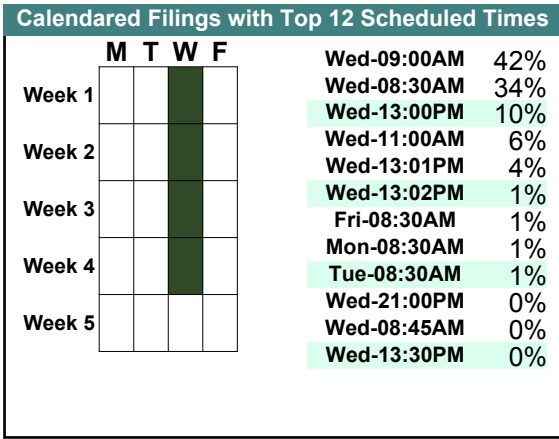
% of Filings by Case Type (Top 10)



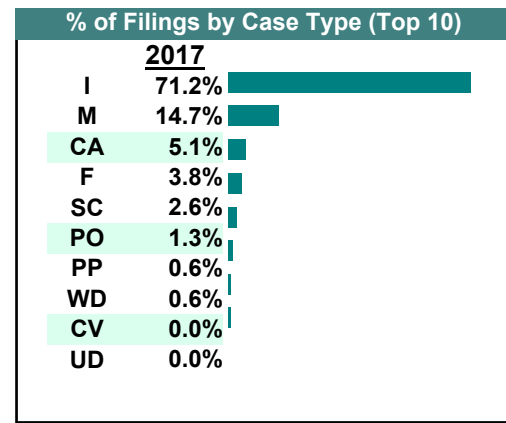
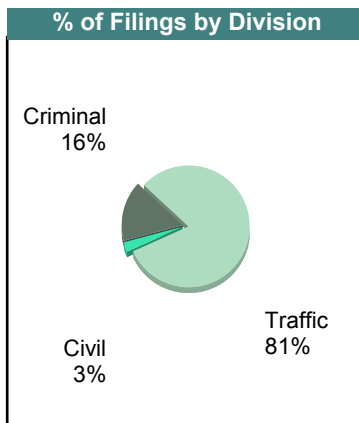
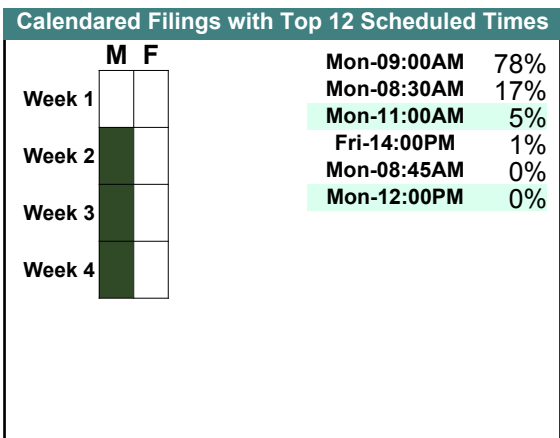
		<u>Filings</u>	<u>Hearings</u>	<u>Transactions</u>	<u>Concluded</u>	<u>Cont</u>
<u>Criminal</u>						
Capias	CA	2	5	5	3	2
Felony	F	6	19	20	10	10
Misdemeanor	M	37	82	85	45	40
Show Cause	SC	2	4	4	1	3
Criminal Total		47	110	114	59	55
<u>Traffic</u>						
Capias	CA	1	2	2	1	1
Civil Violation	CV	1	2	2	0	2
Infraction	I	138	106	163	143	20
Misdemeanor	M	25	68	68	22	46
Show Cause	SC	0	1	1	0	1
Traffic Total		165	179	236	166	70
<u>Civil</u>						
Admin License	AL	6	0	6	6	-
Detinue	DT	2	2	2	0	2
Garnishment	GA	15	1	16	15	1
Interrogatory	IN	0	0	1	1	-
Other	OT	0	0	2	2	-
Prelim Prot Order	PP	2	0	2	2	-
Show Cause	SC	0	0	1	1	-
Unlawful Detainer	UD	4	5	6	4	2
Warrant in Debt	WD	26	22	37	28	9
Civil Total		55	30	73	59	14
Lancaster Totals		267	319	423	284	139



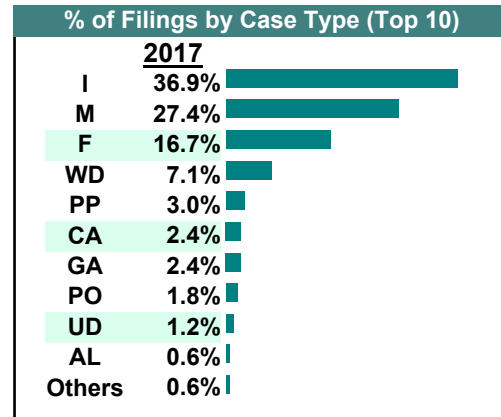
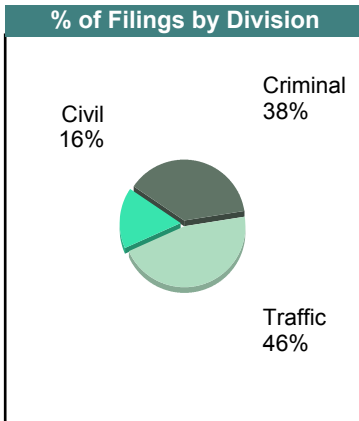
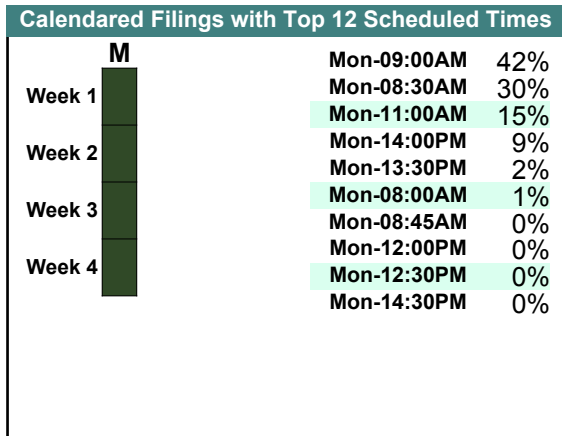
		<u>Filings</u>	<u>Hearings</u>	<u>Transactions</u>	<u>Concluded</u>	<u>Cont</u>
<u>Criminal</u>						
Capias	CA	1	3	3	0	3
Felony	F	10	17	19	3	16
Misdemeanor	M	44	74	76	19	57
Show Cause	SC	0	2	2	0	2
Criminal Total		55	96	100	22	78
<u>Traffic</u>						
Capias	CA	0	1	1	0	1
Civil Violation	CV	1	1	1	0	1
Felony	F	1	2	2	0	2
Infraction	I	109	91	125	94	31
Misdemeanor	M	32	73	73	22	51
Restricted O/L	RL	1	2	2	1	1
Show Cause	SC	2	4	4	2	2
Traffic Total		146	174	208	119	89
<u>Civil</u>						
Admin License	AL	2	0	2	2	-
Counter Claim	CC	0	0	1	1	-
Detinue	DT	0	1	1	1	-
Garnishment	GA	9	1	10	9	1
Interrogatory	IN	0	1	4	3	1
Other	OT	1	0	1	1	-
Protective Order	PO	1	0	1	1	-
Show Cause	SC	3	1	4	3	1
Unlawful Detainer	UD	3	9	9	7	2
Warrant in Debt	WD	21	20	36	30	6
Civil Total		40	33	69	58	11
Lancaster Totals		241	303	377	199	178



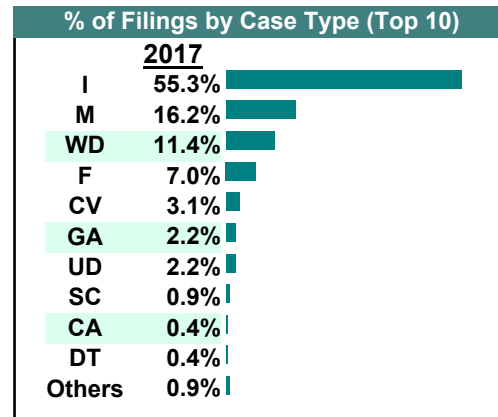
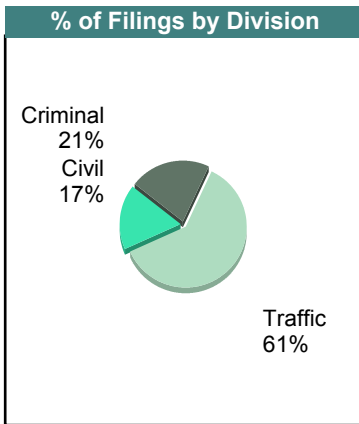
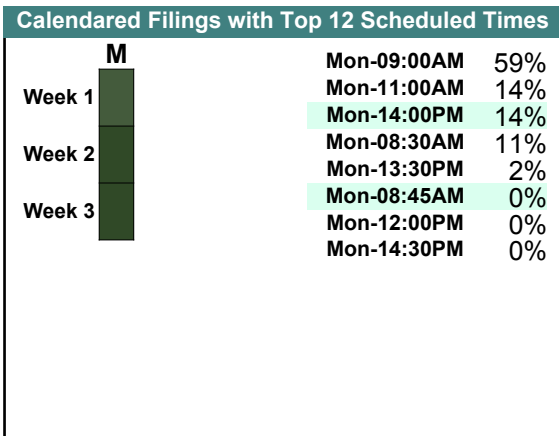
		<u>Filings</u>	<u>Hearings</u>	<u>Transactions</u>	<u>Concluded</u>	<u>Cont</u>
<u>Criminal</u>						
Capias	CA	6	10	10	5	5
Civil Violation	CV	0	3	3	2	1
Felony	F	6	46	46	25	21
Misdemeanor	M	9	53	53	27	26
Show Cause	SC	4	5	5	0	5
Criminal Total		25	117	117	59	58
<u>Traffic</u>						
Capias	CA	2	4	4	2	2
Felony	F	0	2	2	0	2
Infraction	I	111	93	148	115	33
Misdemeanor	M	14	49	49	20	29
Traffic Total		127	148	203	137	66
<u>Civil</u>						
Protective Order	PO	2	0	2	2	-
Prelim Prot Order	PP	1	0	1	1	-
Unlawful Detainer	UD	0	0	1	1	-
Warrant in Debt	WD	1	0	1	1	-
Civil Total		4	0	5	5	0
Northumberland Totals		156	265	325	201	124



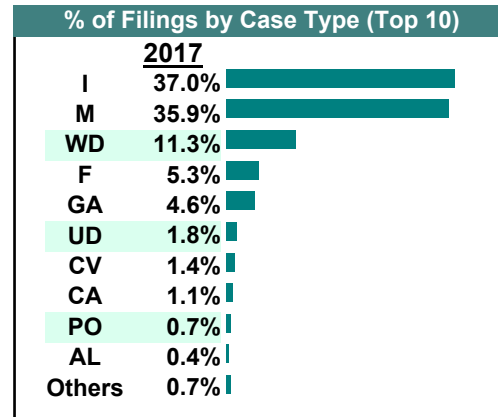
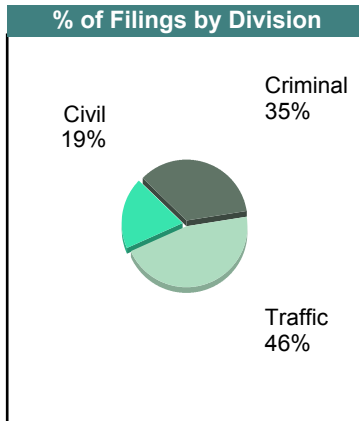
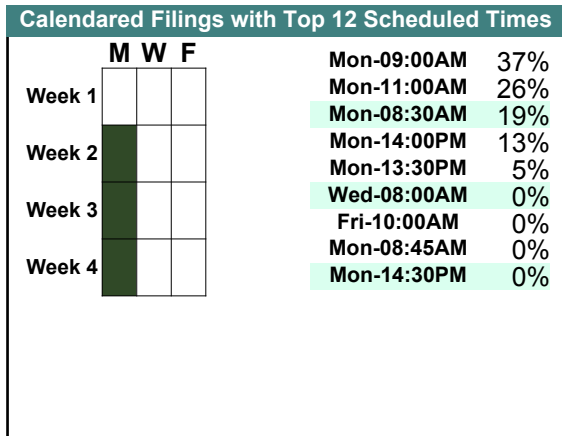
		<u>Filings</u>	<u>Hearings</u>	<u>Transactions</u>	<u>Concluded</u>	<u>Cont</u>
<u>Criminal</u>						
Capias	CA	2	10	10	4	6
Civil Violation	CV	1	4	4	0	4
Felony	F	28	42	42	9	33
Misdemeanor	M	33	80	85	33	52
Show Cause	SC	0	2	2	2	-
Criminal Total		64	138	143	48	95
<u>Traffic</u>						
Capias	CA	2	2	2	1	1
Felony	F	0	3	3	1	2
Infraction	I	62	54	83	50	33
Misdemeanor	M	13	47	47	23	24
Show Cause	SC	0	1	1	1	-
Traffic Total		77	107	136	76	60
<u>Civil</u>						
Admin License	AL	1	0	1	1	-
Detinue	DT	0	1	1	1	-
Garnishment	GA	4	1	5	4	1
Protective Order	PO	3	0	3	3	-
Prelim Prot Order	PP	5	0	5	5	-
Unlawful Detainer	UD	2	6	7	6	1
Warrant in Debt	WD	12	15	20	17	3
Civil Total		27	23	42	37	5
Northumberland Totals		168	268	321	161	160



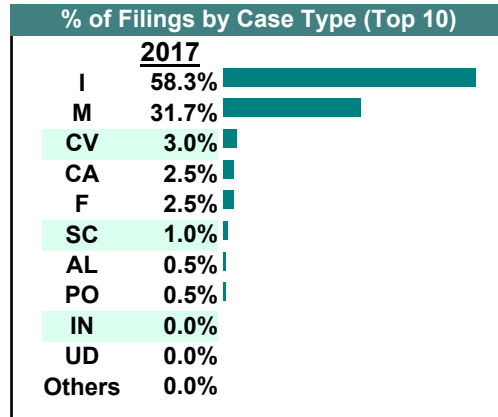
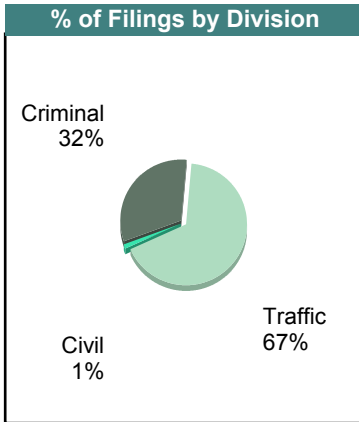
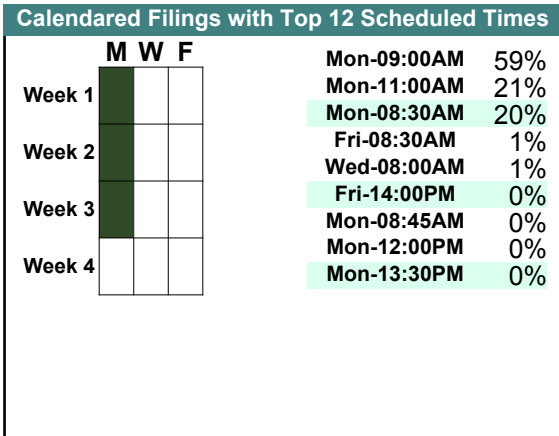
		Filings	Hearings	Transactions	Concluded	Cont
<u>Criminal</u>						
Capias	CA	0	3	3	0	3
Civil Violation	CV	7	8	9	7	2
Felony	F	16	32	32	13	19
Misdemeanor	M	24	67	70	39	31
Show Cause	SC	2	6	6	3	3
Criminal Total		49	116	120	62	58
<u>Traffic</u>						
Capias	CA	1	1	1	1	-
Infraction	I	126	77	138	124	14
Misdemeanor	M	13	34	34	15	19
Traffic Total		140	112	173	140	33
<u>Civil</u>						
Detinue	DT	1	1	1	0	1
Garnishment	GA	5	0	5	5	-
Protective Order	PO	1	0	1	1	-
Prelim Prot Order	PP	1	0	1	1	-
Unlawful Detainer	UD	5	7	7	2	5
Warrant in Debt	WD	26	23	34	23	11
Civil Total		39	31	49	32	17
Northumberland Totals		228	259	342	234	108



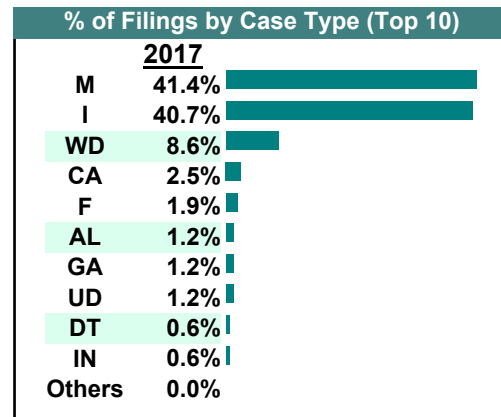
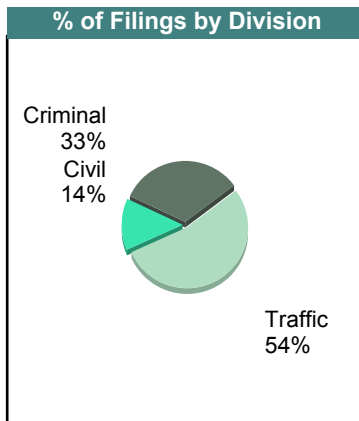
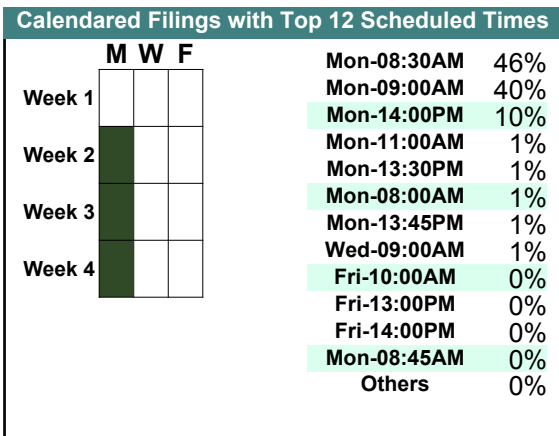
		<u>Filings</u>	<u>Hearings</u>	<u>Transactions</u>	<u>Concluded</u>	<u>Cont</u>
<u>Criminal</u>						
Capias	CA	3	6	6	3	3
Civil Violation	CV	3	3	4	2	2
Felony	F	14	17	17	1	16
Misdemeanor	M	79	99	101	66	35
Show Cause	SC	1	5	5	4	1
Criminal Total		100	130	133	76	57
<u>Traffic</u>						
Capias	CA	0	1	1	0	1
Civil Violation	CV	1	1	1	1	-
Felony	F	1	2	2	0	2
Infraction	I	105	74	122	106	16
Misdemeanor	M	23	46	47	20	27
Show Cause	SC	0	1	1	0	1
Traffic Total		130	125	174	127	47
<u>Civil</u>						
Admin License	AL	1	0	1	1	-
Garnishment	GA	13	1	13	12	1
Protective Order	PO	2	0	2	2	-
Prelim Prot Order	PP	1	0	1	1	-
Unlawful Detainer	UD	5	5	5	3	2
Warrant in Debt	WD	32	29	43	29	14
Civil Total		54	35	65	48	17
Northumberland Totals		284	290	372	251	121



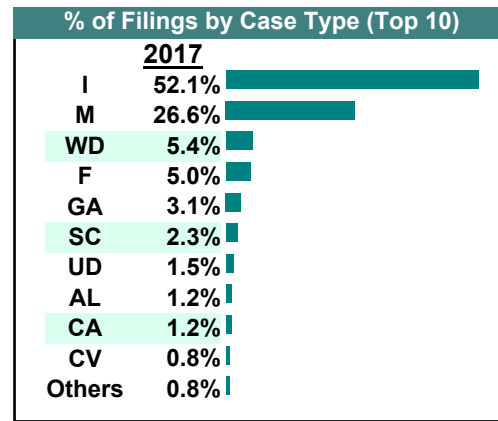
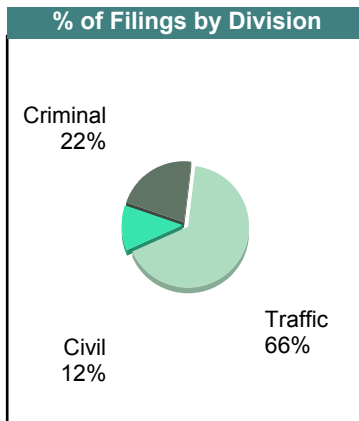
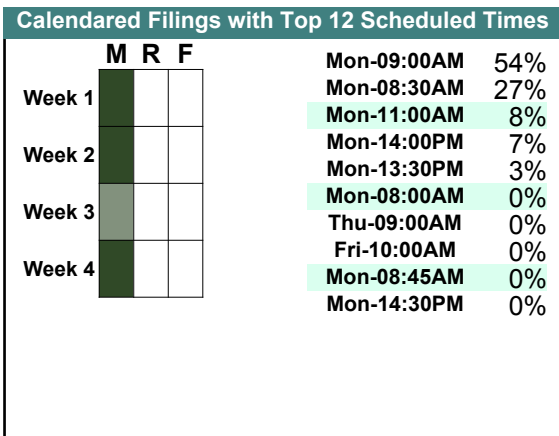
		<u>Filings</u>	<u>Hearings</u>	<u>Transactions</u>	<u>Concluded</u>	<u>Cont</u>
<u>Criminal</u>						
Capias	CA	5	10	10	4	6
Civil Violation	CV	6	3	7	6	1
Felony	F	5	13	13	7	6
Misdemeanor	M	47	90	103	58	45
Show Cause	SC	1	9	9	5	4
Criminal Total		64	125	142	80	62
<u>Traffic</u>						
Felony	F	0	3	3	1	2
Infraction	I	116	76	134	118	16
Misdemeanor	M	16	52	52	24	28
Show Cause	SC	1	3	3	2	1
Traffic Total		133	134	192	145	47
<u>Civil</u>						
Admin License	AL	1	0	1	1	-
Interrogatory	IN	0	0	1	1	-
Protective Order	PO	1	0	1	1	-
Unlawful Detainer	UD	0	1	1	1	-
Warrant in Debt	WD	0	1	1	0	1
Civil Total		2	2	5	4	1
Northumberland Totals		199	261	339	229	110



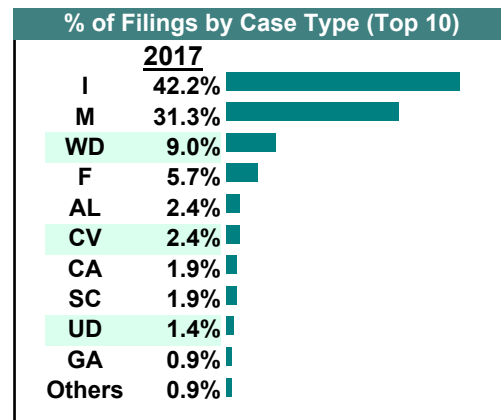
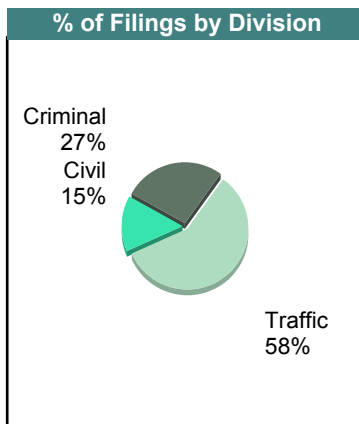
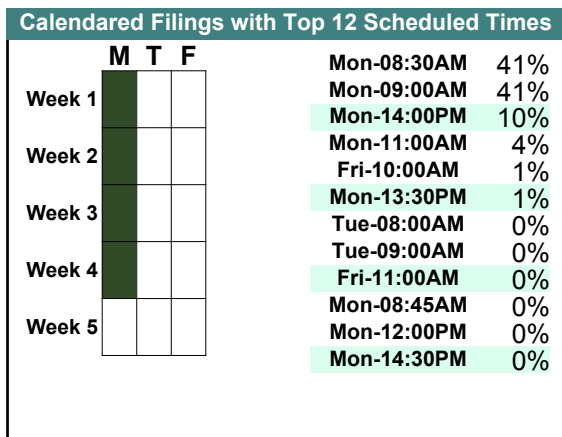
		<u>Filings</u>	<u>Hearings</u>	<u>Transactions</u>	<u>Concluded</u>	<u>Cont</u>
<u>Criminal</u>						
Capias	CA	3	5	5	1	4
Civil Violation	CV	0	5	5	2	3
Felony	F	2	12	12	4	8
Misdemeanor	M	48	78	78	18	60
Show Cause	SC	0	4	4	2	2
Criminal Total		53	104	104	27	77
<u>Traffic</u>						
Capias	CA	1	3	3	1	2
Felony	F	1	3	3	1	2
Infraction	I	66	56	86	66	20
Misdemeanor	M	19	62	62	24	38
Show Cause	SC	0	1	1	0	1
Traffic Total		87	125	155	92	63
<u>Civil</u>						
Admin License	AL	2	0	2	2	-
Detinue	DT	1	0	1	1	-
Garnishment	GA	2	0	2	2	-
Interrogatory	IN	1	1	1	0	1
Unlawful Detainer	UD	2	3	3	2	1
Warrant in Debt	WD	14	16	24	16	8
Civil Total		22	20	33	23	10
Northumberland Totals		162	249	292	142	150



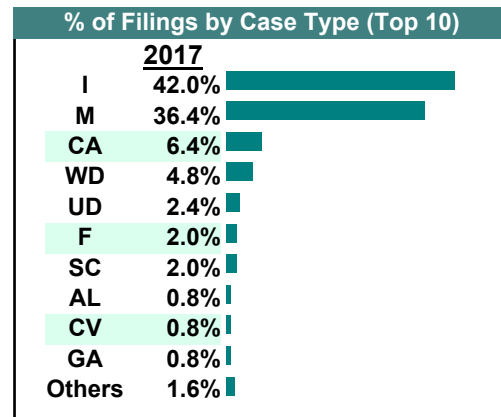
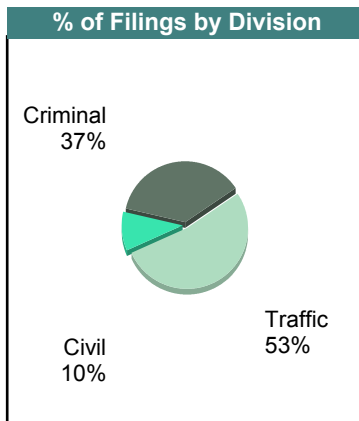
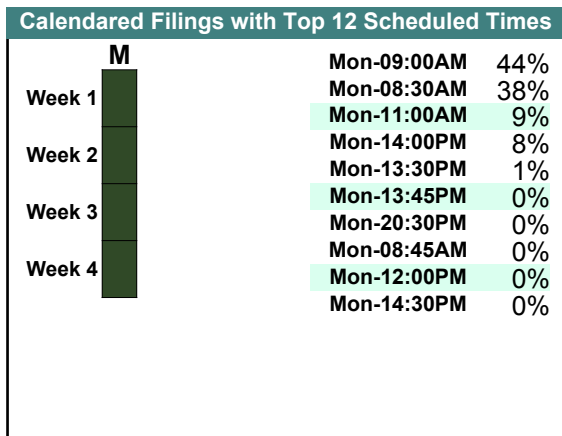
		Filings	Hearings	Transactions	Concluded	Cont
<u>Criminal</u>						
Capias	CA	2	3	3	1	2
Civil Violation	CV	2	3	3	1	2
Felony	F	13	22	25	16	9
Misdemeanor	M	35	110	114	78	36
Show Cause	SC	4	11	11	1	10
Criminal Total		56	149	156	97	59
<u>Traffic</u>						
Capias	CA	1	3	3	2	1
Felony	F	0	3	3	1	2
Infraction	I	135	114	187	156	31
Misdemeanor	M	34	90	90	28	62
Show Cause	SC	2	4	4	2	2
Traffic Total		172	214	287	189	98
<u>Civil</u>						
Admin License	AL	3	0	3	3	-
Detinue	DT	1	1	1	1	-
Garnishment	GA	8	0	8	8	-
Protective Order	PO	1	0	1	1	-
Unlawful Detainer	UD	4	3	4	3	1
Warrant in Debt	WD	14	18	21	13	8
Civil Total		31	22	38	29	9
Northumberland Totals		259	385	481	315	166



		Filings	Hearings	Transactions	Concluded	Cont
<u>Criminal</u>						
Capias	CA	3	3	3	2	1
Civil Violation	CV	5	9	9	3	6
Felony	F	10	11	11	4	7
Misdemeanor	M	35	91	93	32	61
Show Cause	SC	4	11	11	5	6
Criminal Total		57	125	127	46	81
<u>Traffic</u>						
Capias	CA	1	2	2	1	1
Felony	F	2	3	3	0	3
Infraction	I	89	79	109	68	41
Misdemeanor	M	31	57	57	24	33
Traffic Total		123	141	171	93	78
<u>Civil</u>						
Admin License	AL	5	0	5	5	-
Detinue	DT	0	0	1	1	-
Garnishment	GA	2	0	2	2	-
Protective Order	PO	2	0	2	2	-
Unlawful Detainer	UD	3	5	6	6	-
Warrant in Debt	WD	19	20	21	11	10
Civil Total		31	25	37	27	10
Northumberland Totals		211	291	335	166	169




		<u>Filings</u>	<u>Hearings</u>	<u>Transactions</u>	<u>Concluded</u>	<u>Cont</u>
<u>Criminal</u>						
Capias	CA	15	18	18	16	2
Civil Violation	CV	2	4	4	2	2
Felony	F	3	9	9	3	6
Misdemeanor	M	68	116	117	45	72
Show Cause	SC	4	8	8	2	6
Criminal Total		92	155	156	68	88
<u>Traffic</u>						
Capias	CA	1	3	3	1	2
Felony	F	2	2	2	0	2
Infraction	I	105	91	135	114	21
Misdemeanor	M	23	52	52	18	34
Show Cause	SC	1	2	2	2	-
Traffic Total		132	150	194	135	59
<u>Civil</u>						
Admin License	AL	2	0	2	2	-
Detinue	DT	1	1	1	0	1
Garnishment	GA	2	0	2	2	-
Interrogatory	IN	1	0	1	1	-
Protective Order	PO	1	1	2	1	1
Prelim Prot Order	PP	1	0	1	1	-
Unlawful Detainer	UD	6	4	6	3	3
Warrant in Debt	WD	12	8	18	13	5
Civil Total		26	14	33	23	10
Northumberland Totals		250	319	383	226	157

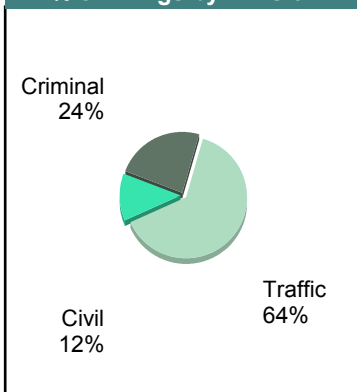


		<u>Filings</u>	<u>Hearings</u>	<u>Transactions</u>	<u>Concluded</u>	<u>Cont</u>
<u>Criminal</u>						
Capias	CA	2	6	6	4	2
Felony	F	11	26	27	22	5
Misdemeanor	M	30	61	64	31	33
Show Cause	SC	9	22	22	10	12
Criminal Total		52	115	119	67	52
<u>Traffic</u>						
Capias	CA	0	3	3	1	2
Felony	F	0	1	1	1	-
Infraction	I	117	96	149	119	30
Misdemeanor	M	20	51	51	22	29
Show Cause	SC	2	3	3	1	2
Traffic Total		139	154	207	144	63
<u>Civil</u>						
Admin License	AL	1	0	1	1	-
Garnishment	GA	7	0	7	7	-
Interrogatory	IN	2	0	3	3	-
Unlawful Detainer	UD	1	2	2	2	-
Warrant in Debt	WD	16	17	21	15	6
Civil Total		27	19	34	28	6
Northumberland Totals		218	288	360	239	121

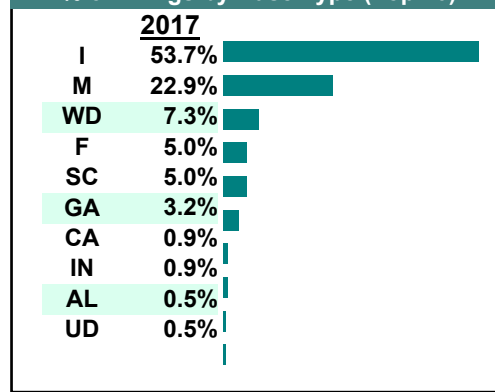
Calendared Filings with Top 12 Scheduled Times



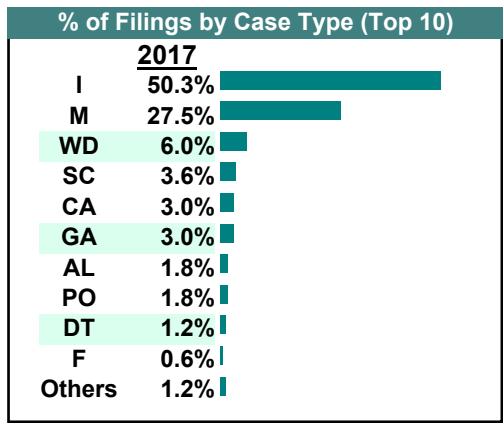
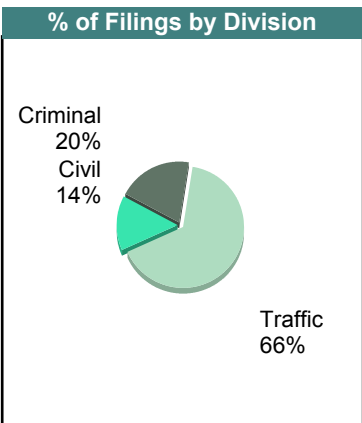
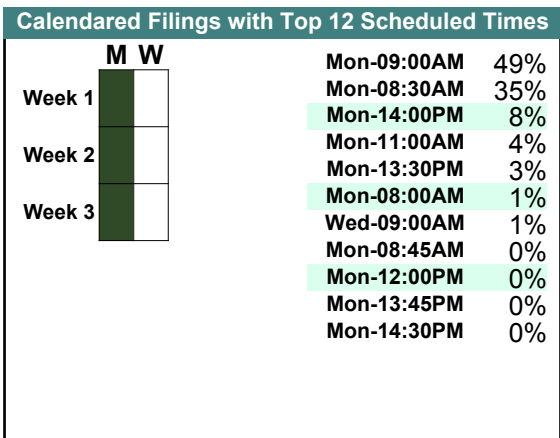
% of Filings by Division



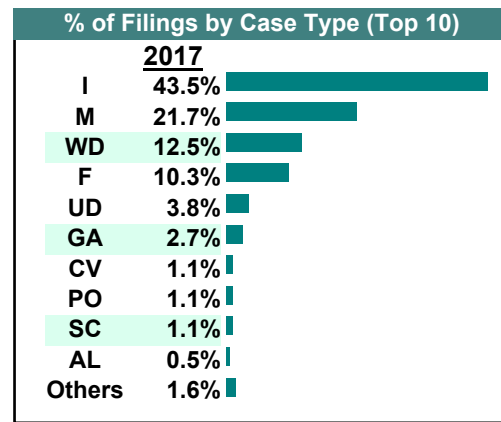
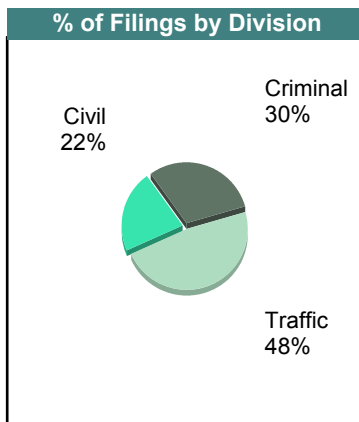
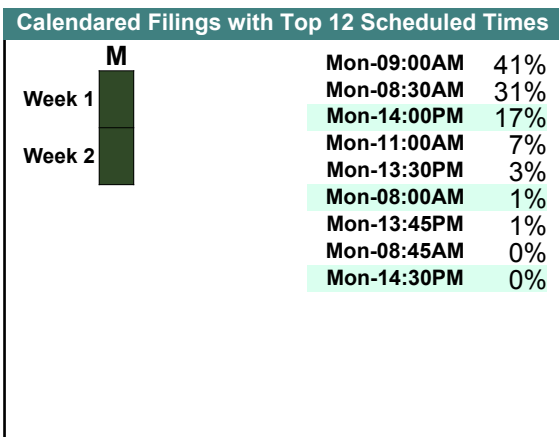
% of Filings by Case Type (Top 10)



		<u>Filings</u>	<u>Hearings</u>	<u>Transactions</u>	<u>Concluded</u>	<u>Cont</u>
<u>Criminal</u>						
Capias	CA	4	8	8	4	4
Civil Violation	CV	0	4	4	0	4
Felony	F	1	10	10	3	7
Misdemeanor	M	24	71	72	24	48
Show Cause	SC	4	10	10	5	5
Criminal Total		33	103	104	36	68
<u>Traffic</u>						
Capias	CA	1	1	1	0	1
Felony	F	0	1	1	0	1
Infraction	I	84	68	110	85	25
Misdemeanor	M	22	59	59	20	39
Motion	MO	1	1	1	1	-
Show Cause	SC	2	3	3	1	2
Traffic Total		110	133	175	107	68
<u>Civil</u>						
Admin License	AL	3	0	6	6	-
Detinue	DT	2	0	2	2	-
Garnishment	GA	5	0	5	5	-
Interrogatory	IN	0	0	1	1	-
Protective Order	PO	3	0	3	3	-
Unlawful Detainer	UD	1	5	6	5	1
Warrant in Debt	WD	10	9	13	9	4
Civil Total		24	14	36	31	5
Northumberland Totals		167	250	315	174	141

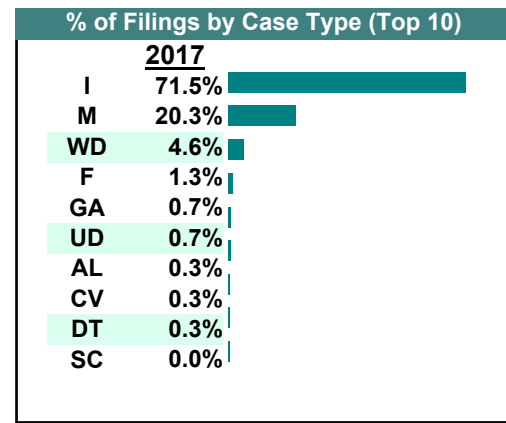
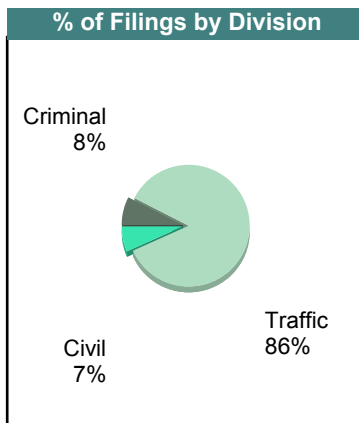
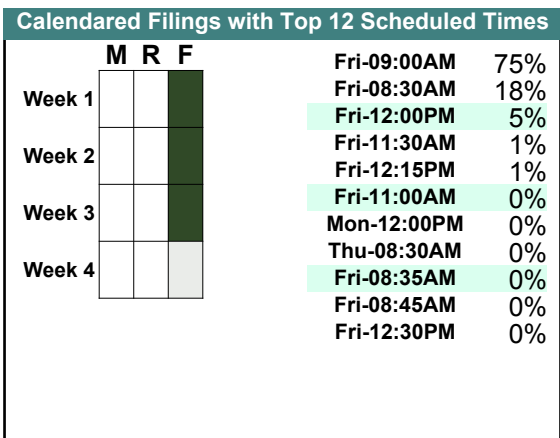


		Filings	Hearings	Transactions	Concluded	Cont
<u>Criminal</u>						
Capias	CA	1	2	2	1	1
Civil Violation	CV	2	5	5	3	2
Felony	F	19	28	28	12	16
Misdemeanor	M	32	67	68	33	35
Show Cause	SC	2	10	10	3	7
Criminal Total		56	112	113	52	61
<u>Traffic</u>						
Capias	CA	0	1	1	0	1
Infraction	I	80	71	101	71	30
Misdemeanor	M	8	39	40	13	27
Traffic Total		88	111	142	84	58
<u>Civil</u>						
Admin License	AL	1	1	2	1	1
Detinue	DT	1	1	2	2	-
Garnishment	GA	5	0	5	5	-
Interrogatory	IN	1	1	1	0	1
Protective Order	PO	2	0	2	2	-
Unlawful Detainer	UD	7	7	7	2	5
Warrant in Debt	WD	23	22	32	25	7
Civil Total		40	32	51	37	14
Northumberland Totals		184	255	306	173	133

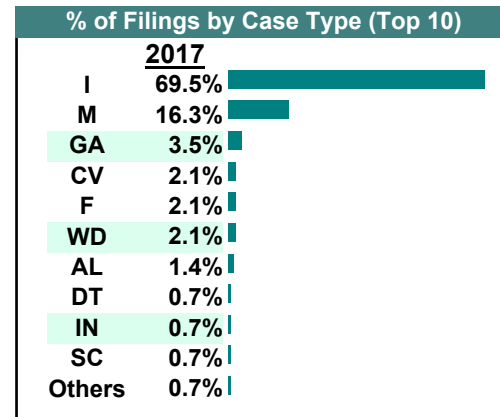
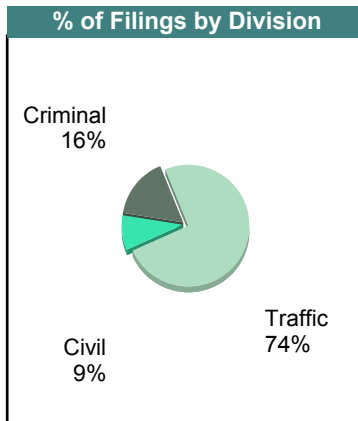
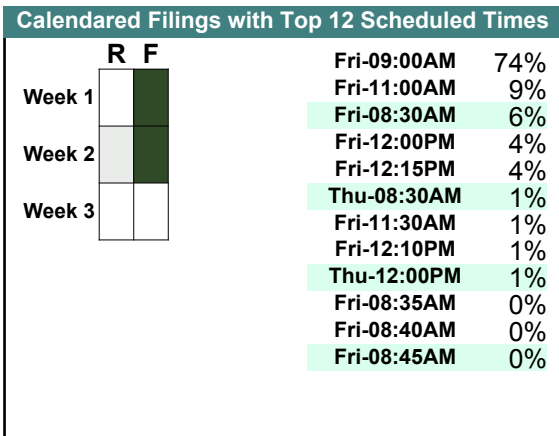


December 2017

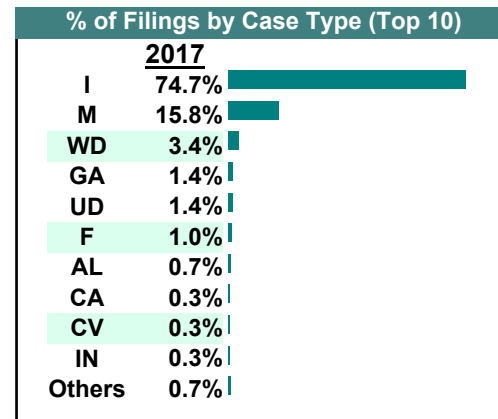
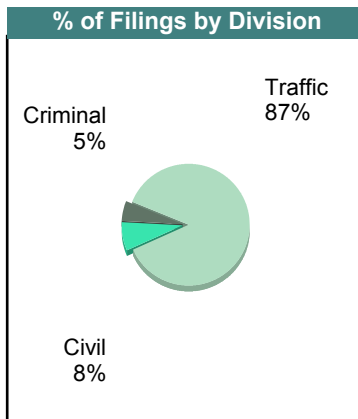
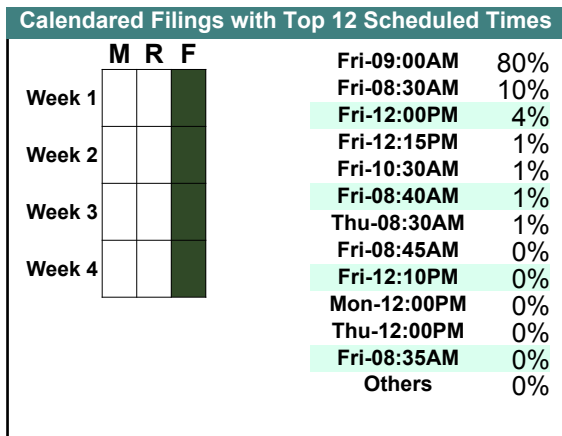
		Filings	Hearings	Transactions	Concluded	Cont
<u>Criminal</u>						
Felony	F	4	16	16	3	13
Misdemeanor	M	19	52	52	12	40
Show Cause	SC	0	3	3	0	3
Criminal Total		23	71	71	15	56
<u>Traffic</u>						
Civil Violation	CV	1	3	3	2	1
Felony	F	0	2	2	0	2
Infraction	I	218	145	249	213	36
Misdemeanor	M	43	89	90	44	46
Show Cause	SC	0	12	12	0	12
Traffic Total		262	251	356	259	97
<u>Civil</u>						
Admin License	AL	1	0	1	1	-
Detinue	DT	1	2	2	1	1
Garnishment	GA	2	0	2	2	-
Unlawful Detainer	UD	2	4	4	1	3
Warrant in Debt	WD	14	13	15	10	5
Civil Total		20	19	24	15	9
Richmond County Totals		305	341	451	289	162



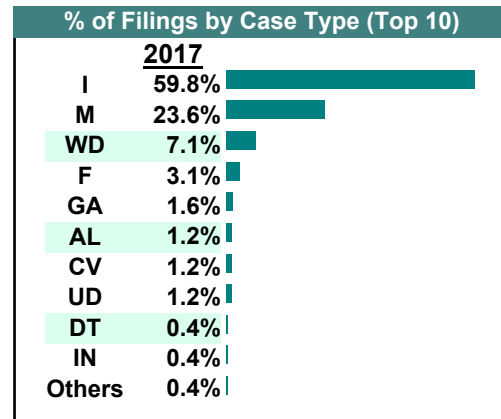
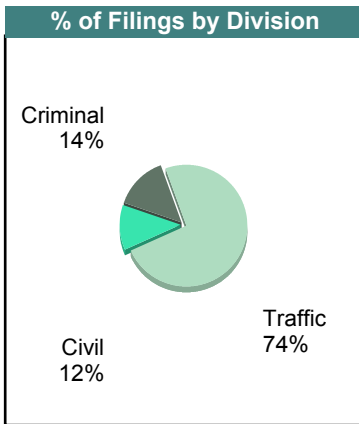
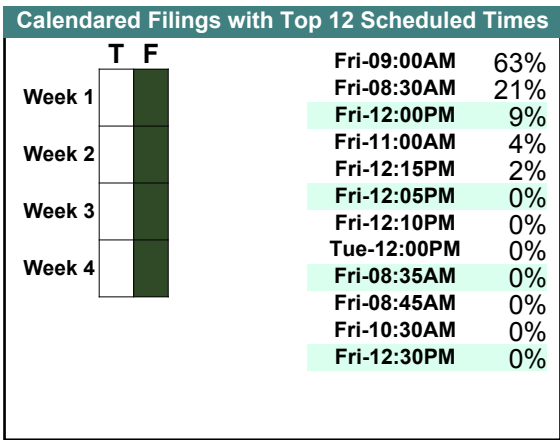
		Filings	Hearings	Transactions	Concluded	Cont
<u>Criminal</u>						
Civil Violation	CV	3	1	3	3	-
Felony	F	3	6	6	1	5
Misdemeanor	M	16	22	28	18	10
Show Cause	SC	1	1	1	0	1
Criminal Total		23	30	38	22	16
<u>Traffic</u>						
Felony	F	0	1	1	0	1
Infraction	I	98	66	118	110	8
Misdemeanor	M	7	22	22	11	11
Show Cause	SC	0	7	7	0	7
Traffic Total		105	96	148	121	27
<u>Civil</u>						
Admin License	AL	2	0	2	2	-
Detinue	DT	1	1	1	0	1
Garnishment	GA	5	0	5	5	-
Interrogatory	IN	1	0	3	3	-
Unlawful Detainer	UD	1	2	3	3	-
Warrant in Debt	WD	3	5	7	4	3
Civil Total		13	8	21	17	4
Richmond County Totals		141	134	207	160	47



		Filings	Hearings	Transactions	Concluded	Cont
<u>Criminal</u>						
Capias	CA	1	1	1	1	-
Felony	F	3	13	13	4	9
Misdemeanor	M	10	53	53	20	33
Show Cause	SC	1	7	7	5	2
Criminal Total		15	74	74	30	44
<u>Traffic</u>						
Civil Violation	CV	1	2	2	0	2
Felony	F	0	3	3	0	3
Infraction	I	218	149	254	217	37
Misdemeanor	M	36	85	87	44	43
Show Cause	SC	0	11	11	2	9
Traffic Total		255	250	357	263	94
<u>Civil</u>						
Admin License	AL	2	0	2	2	-
Detinue	DT	0	1	2	1	1
Garnishment	GA	4	0	4	4	-
Interrogatory	IN	1	0	1	1	-
Petition-Restore Arms	PR	1	1	2	1	1
Unlawful Detainer	UD	4	5	5	2	3
Warrant in Debt	WD	10	6	13	12	1
Civil Total		22	13	29	23	6
Richmond County Totals		292	337	460	316	144

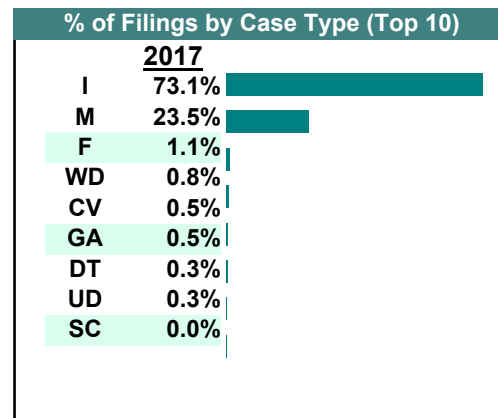
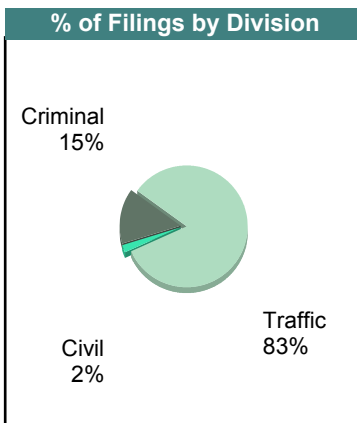
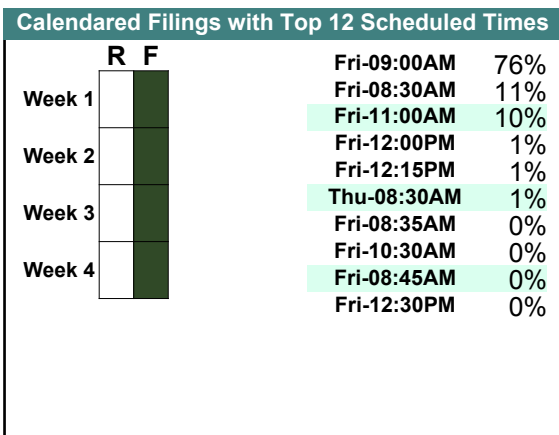


		Filings	Hearings	Transactions	Concluded	Cont
<u>Criminal</u>						
Civil Violation	CV	2	2	2	2	-
Felony	F	8	19	19	6	13
Misdemeanor	M	25	60	65	37	28
Show Cause	SC	1	6	6	1	5
Criminal Total		36	87	92	46	46
<u>Traffic</u>						
Civil Violation	CV	1	2	2	0	2
Infraction	I	152	97	185	163	22
Misdemeanor	M	35	62	67	26	41
Show Cause	SC	0	15	15	2	13
Traffic Total		188	176	269	191	78
<u>Civil</u>						
Admin License	AL	3	0	3	3	-
Detinue	DT	1	1	1	0	1
Garnishment	GA	4	0	4	4	-
Interrogatory	IN	1	2	2	0	2
Unlawful Detainer	UD	3	3	4	3	1
Warrant in Debt	WD	18	17	23	19	4
Civil Total		30	23	37	29	8
Richmond County Totals		254	286	398	266	132

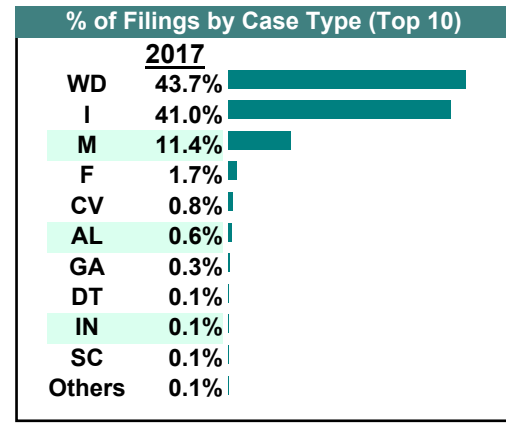
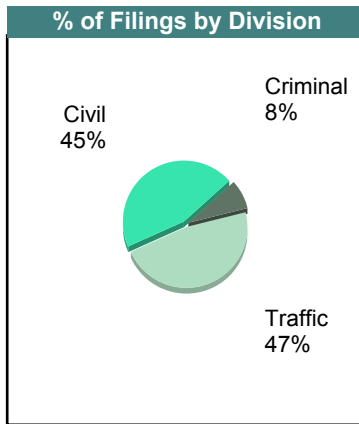
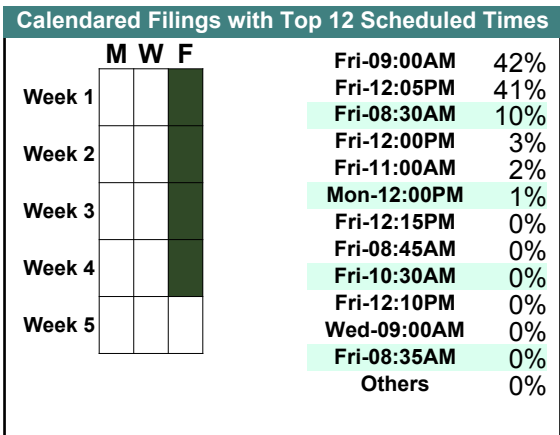


August 2017

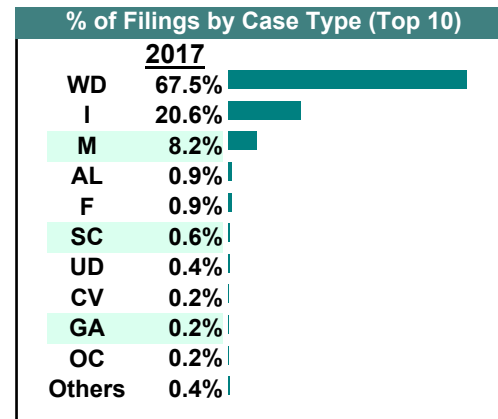
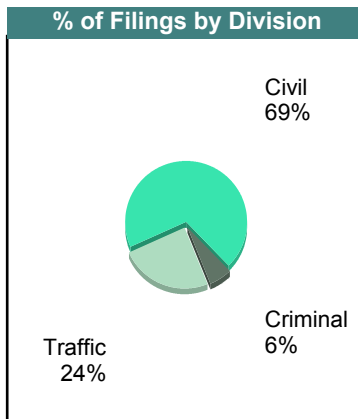
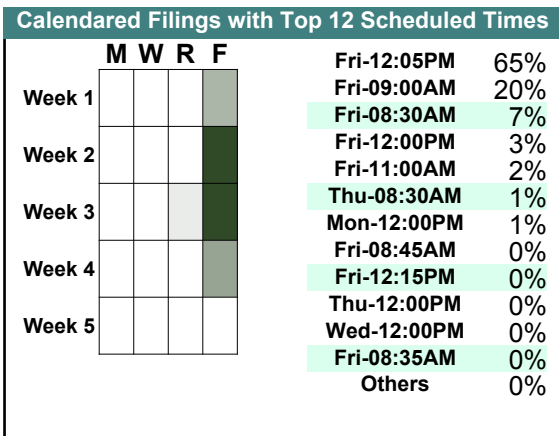
		Filings	Hearings	Transactions	Concluded	Cont
<u>Criminal</u>						
Civil Violation	CV	2	0	2	2	-
Felony	F	3	13	13	8	5
Misdemeanor	M	50	87	112	62	50
Show Cause	SC	0	8	8	2	6
Criminal Total		55	108	135	74	61
<u>Traffic</u>						
Felony	F	1	1	1	0	1
Infraction	I	274	175	326	287	39
Misdemeanor	M	38	73	77	41	36
Show Cause	SC	0	14	14	2	12
Traffic Total		313	263	418	330	88
<u>Civil</u>						
Detinue	DT	1	0	1	1	-
Garnishment	GA	2	0	2	2	-
Unlawful Detainer	UD	1	1	1	1	-
Warrant in Debt	WD	3	4	7	5	2
Civil Total		7	5	11	9	2
Richmond County Totals		375	376	564	413	151



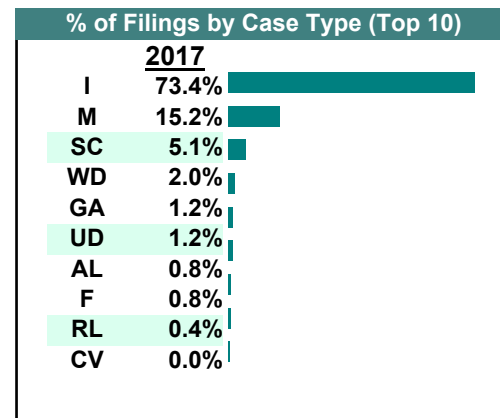
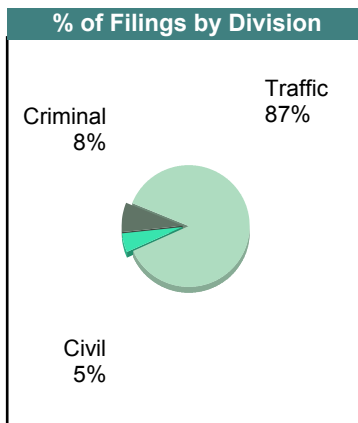
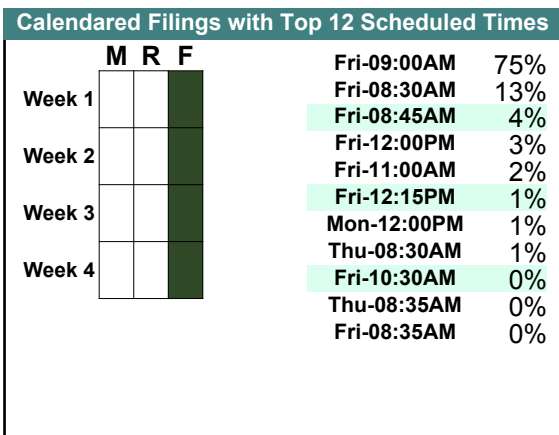
		Filings	Hearings	Transactions	Concluded	Cont
<u>Criminal</u>						
Civil Violation	CV	4	1	4	4	-
Felony	F	10	26	26	6	20
Misdemeanor	M	41	98	104	21	83
Show Cause	SC	1	9	9	4	5
Criminal Total		56	134	143	35	108
<u>Traffic</u>						
Civil Violation	CV	2	2	2	2	-
Felony	F	2	5	5	1	4
Infraction	I	297	178	335	275	60
Misdemeanor	M	42	79	84	32	52
Show Cause	SC	0	7	7	1	6
Traffic Total		343	271	433	311	122
<u>Civil</u>						
Admin License	AL	4	0	4	4	-
Detinue	DT	1	0	1	1	-
Garnishment	GA	2	0	3	3	-
Interrogatory	IN	1	1	1	0	1
Unlawful Detainer	UD	1	2	2	1	1
Warrant in Debt	WD	317	88	319	311	8
Civil Total		326	91	330	320	10
Richmond County Totals		725	496	906	666	240



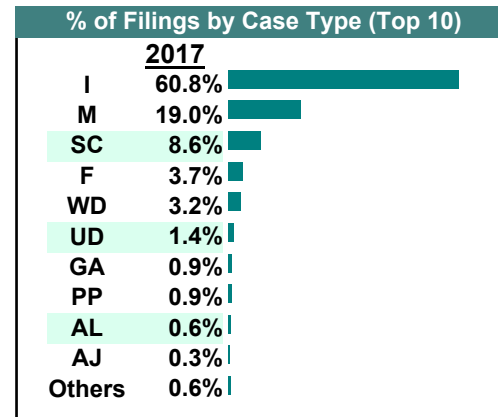
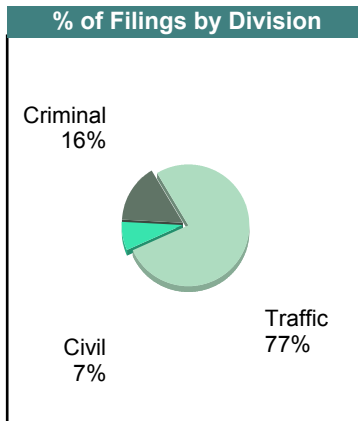
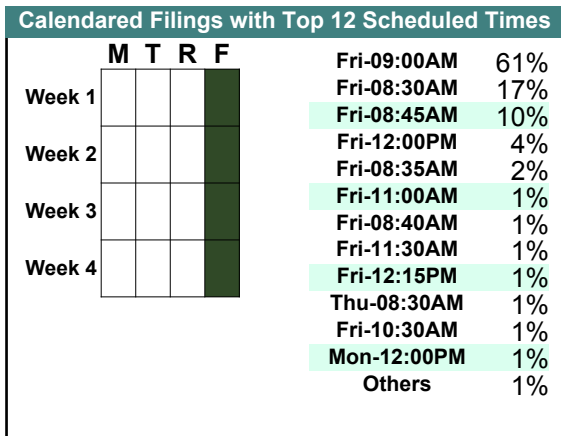
		Filings	Hearings	Transactions	Concluded	Cont
<u>Criminal</u>						
Capias	CA	0	1	1	1	-
Civil Violation	CV	1	1	1	1	-
Felony	F	4	14	14	4	10
Misdemeanor	M	25	69	72	21	51
Show Cause	SC	3	19	19	8	11
Criminal Total		33	104	107	35	72
<u>Traffic</u>						
Felony	F	1	1	1	0	1
Infraction	I	111	85	140	108	32
Misdemeanor	M	19	45	46	23	23
Restricted O/L	RL	1	1	1	1	-
Show Cause	SC	0	20	20	7	13
Traffic Total		132	152	208	139	69
<u>Civil</u>						
Admin License	AL	5	0	5	5	-
Garnishment	GA	1	1	1	0	1
Overweight	OC	1	0	1	1	-
Other	OT	1	0	1	1	-
Unlawful Detainer	UD	2	2	4	3	1
Warrant in Debt	WD	364	88	369	367	2
Civil Total		374	91	381	377	4
Richmond County Totals		539	347	696	551	145



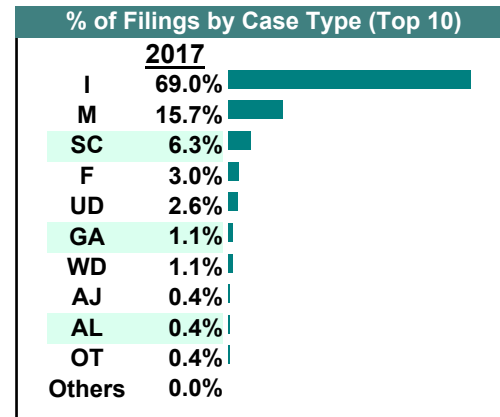
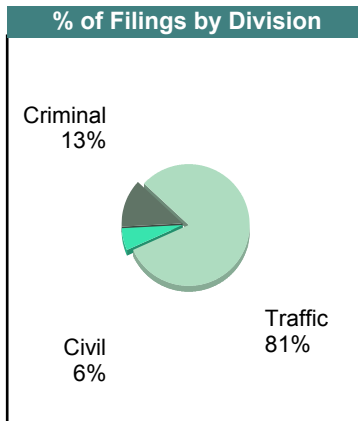
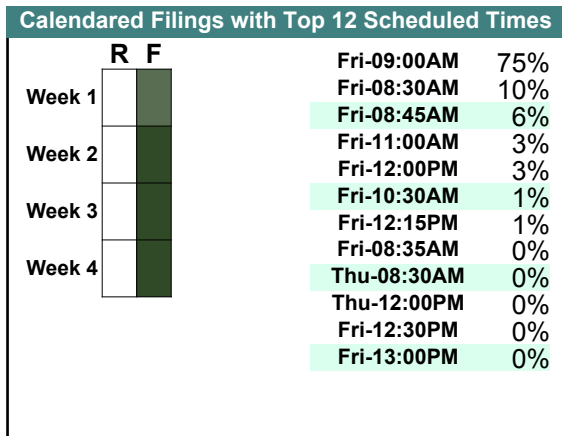
		<u>Filings</u>	<u>Hearings</u>	<u>Transactions</u>	<u>Concluded</u>	<u>Cont</u>
<u>Criminal</u>						
Felony	F	2	7	7	0	7
Misdemeanor	M	16	48	48	7	41
Show Cause	SC	2	14	14	4	10
Criminal Total		20	69	69	11	58
<u>Traffic</u>						
Civil Violation	CV	0	1	1	1	-
Infraction	I	188	125	214	183	31
Misdemeanor	M	23	44	46	18	28
Restricted O/L	RL	1	1	1	1	-
Show Cause	SC	11	31	31	11	20
Traffic Total		223	202	293	214	79
<u>Civil</u>						
Admin License	AL	2	0	2	2	-
Garnishment	GA	3	0	3	3	-
Unlawful Detainer	UD	3	2	3	2	1
Warrant in Debt	WD	5	4	6	4	2
Civil Total		13	6	14	11	3
Richmond County Totals		256	277	376	236	140



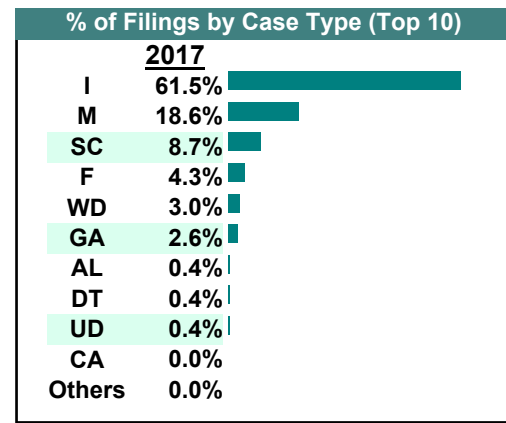
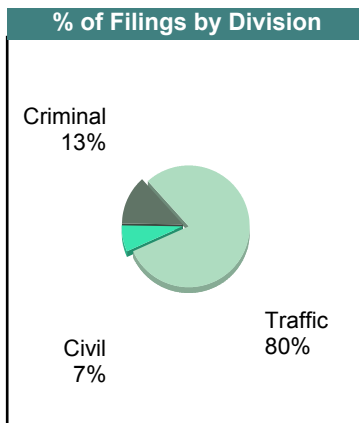
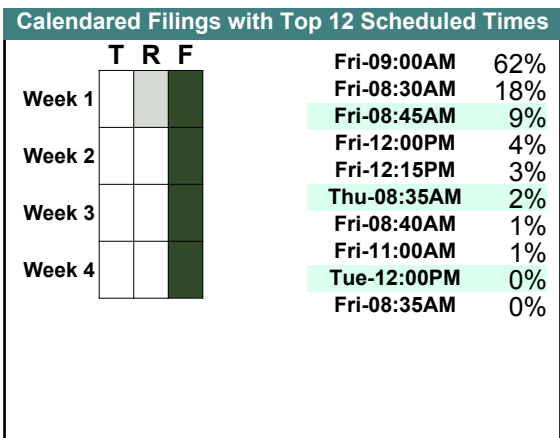
		Filings	Hearings	Transactions	Concluded	Cont
<u>Criminal</u>						
Felony	F	13	16	16	12	4
Misdemeanor	M	34	66	69	15	54
Show Cause	SC	7	14	14	3	11
Criminal Total		54	96	99	30	69
<u>Traffic</u>						
Civil Violation	CV	1	1	1	0	1
Infraction	I	211	163	259	221	38
Misdemeanor	M	32	57	60	27	33
Show Cause	SC	23	45	45	20	25
Traffic Total		267	266	365	268	97
<u>Civil</u>						
Abstract	AJ	1	0	1	1	-
Admin License	AL	2	0	2	2	-
Garnishment	GA	3	0	3	3	-
Impoundment	IM	1	0	1	1	-
Prelim Prot Order	PP	3	0	3	3	-
Unlawful Detainer	UD	5	2	6	6	-
Warrant in Debt	WD	11	12	14	9	5
Civil Total		26	14	30	25	5
Richmond County Totals		347	376	494	323	171



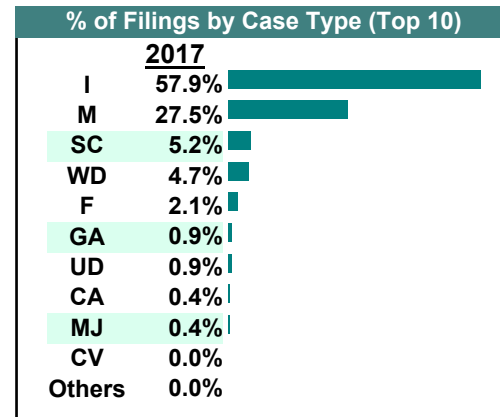
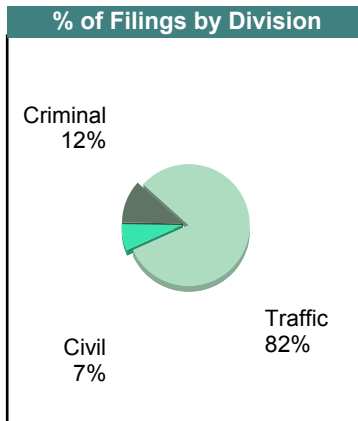
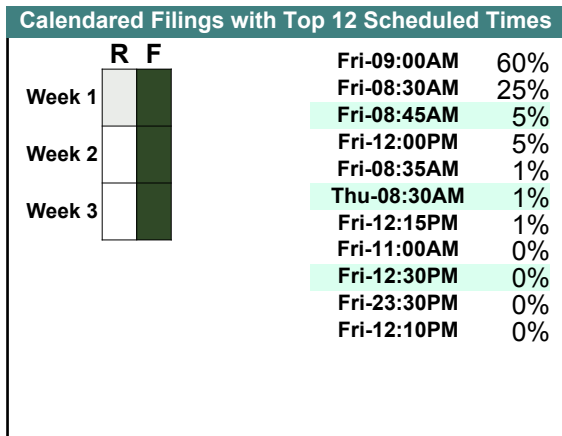
		Filings	Hearings	Transactions	Concluded	Cont
<u>Criminal</u>						
Capias	CA	0	1	1	0	1
Felony	F	8	20	20	10	10
Misdemeanor	M	19	49	54	27	27
Show Cause	SC	7	21	21	8	13
Criminal Total		34	91	96	45	51
<u>Traffic</u>						
Civil Violation	CV	0	2	2	2	-
Infraction	I	185	121	215	179	36
Misdemeanor	M	23	60	64	38	26
Show Cause	SC	10	34	34	15	19
Traffic Total		218	217	315	234	81
<u>Civil</u>						
Abstract	AJ	1	0	1	1	-
Admin License	AL	1	0	1	1	-
Garnishment	GA	3	0	3	3	-
Other	OT	1	0	1	1	-
Unlawful Detainer	UD	7	5	8	6	2
Warrant in Debt	WD	3	5	8	7	1
Civil Total		16	10	22	19	3
Richmond County Totals		268	318	433	298	135



		<u>Filings</u>	<u>Hearings</u>	<u>Transactions</u>	<u>Concluded</u>	<u>Cont</u>
<u>Criminal</u>						
Capias	CA	0	1	1	0	1
Felony	F	10	13	13	4	9
Misdemeanor	M	15	60	61	28	33
Show Cause	SC	5	22	22	7	15
Criminal Total		30	96	97	39	58
<u>Traffic</u>						
Civil Violation	CV	0	2	2	0	2
Infraction	I	142	109	169	144	25
Misdemeanor	M	28	68	72	37	35
Show Cause	SC	15	43	43	20	23
Traffic Total		185	222	286	201	85
<u>Civil</u>						
Admin License	AL	1	0	1	1	-
Detinue	DT	1	0	1	1	-
Garnishment	GA	6	0	6	6	-
Unlawful Detainer	UD	1	1	1	1	-
Warrant in Debt	WD	7	4	7	4	3
Civil Total		16	5	16	13	3
Richmond County Totals		231	323	399	253	146



		Filings	Hearings	Transactions	Concluded	Cont
<u>Criminal</u>						
Capias	CA	1	2	2	1	1
Felony	F	5	8	8	4	4
Misdemeanor	M	18	52	53	25	28
Show Cause	SC	3	13	13	1	12
Criminal Total		27	75	76	31	45
<u>Traffic</u>						
Civil Violation	CV	0	1	1	0	1
Felony	F	0	1	1	1	-
Infraction	I	135	118	165	136	29
Misdemeanor	M	46	74	78	33	45
Show Cause	SC	9	36	36	10	26
Traffic Total		190	230	281	180	101
<u>Civil</u>						
Garnishment	GA	2	0	2	2	-
Interrogatory	IN	0	0	2	2	-
Motion for Judgment	MJ	1	1	1	1	-
Unlawful Detainer	UD	2	3	4	3	1
Warrant in Debt	WD	11	9	13	9	4
Civil Total		16	13	22	17	5
Richmond County Totals		233	318	379	228	151



CASELOAD STATISTICS OF THE GENERAL DISTRICT COURTS

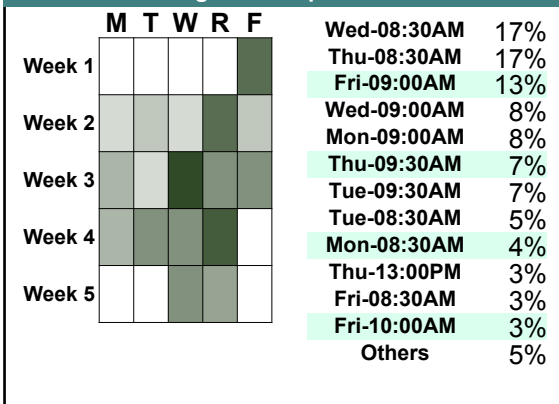
December 2017

Spotsylvania

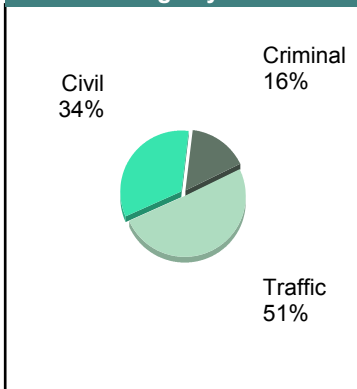
District: 15

		<u>Filings</u>	<u>Hearings</u>	<u>Transactions</u>	<u>Concluded</u>	<u>Cont</u>
<u>Criminal</u>						
Capias	CA	41	85	85	29	56
Civil Violation	CV	5	17	17	5	12
Felony	F	119	328	328	91	237
Misdemeanor	M	209	543	548	249	296
Show Cause	SC	15	25	25	13	12
Criminal Total		389	998	1,003	387	613
<u>Traffic</u>						
Capias	CA	10	19	19	6	13
Civil Violation	CV	0	1	1	0	1
Felony	F	6	17	17	7	10
Infraction	I	938	601	1,045	929	115
Misdemeanor	M	288	499	499	282	217
Show Cause	SC	4	6	6	3	3
Traffic Total		1,246	1,143	1,587	1,227	359
<u>Civil</u>						
Abstract	AJ	4	0	4	4	-
Admin License	AL	18	0	18	18	-
Counter Claim	CC	4	3	4	1	3
Detinue	DT	25	12	27	26	1
Garnishment	GA	186	44	216	172	44
Impoundment	IM	2	0	2	2	-
Interrogatory	IN	21	15	36	21	15
Protective Order	PO	1	0	1	1	-
Prelim Prot Order	PP	9	8	14	6	8
Show Cause	SC	8	0	10	10	-
Tenants Assertion	TA	0	1	1	0	1
Unlawful Detainer	UD	116	95	142	117	25
Warrant in Debt	WD	438	391	559	406	153
Civil Total		832	569	1,034	784	250
Spotsylvania Totals		2,467	2,710	3,624	2,398	1,222

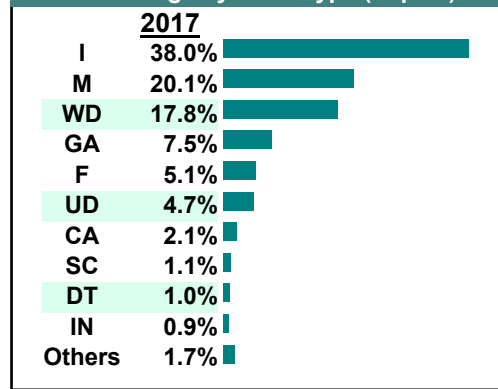
Calendared Filings with Top 12 Scheduled Times



% of Filings by Division



% of Filings by Case Type (Top 10)



CASELOAD STATISTICS OF THE GENERAL DISTRICT COURTS

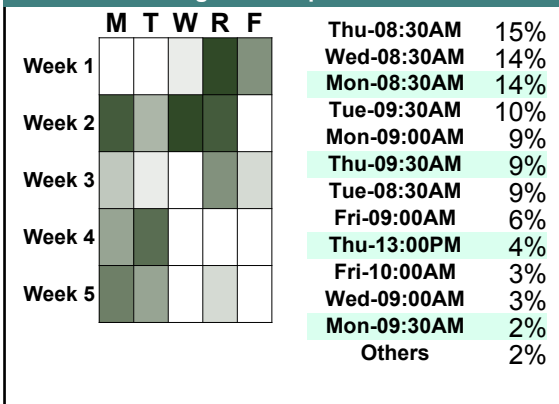
November 2017

Spotsylvania

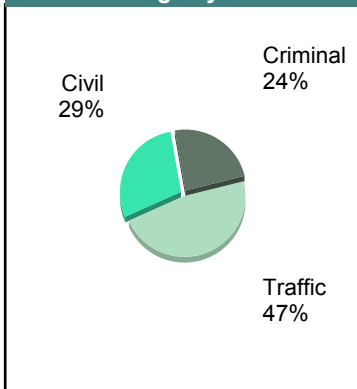
District: 15

		<u>Filings</u>	<u>Hearings</u>	<u>Transactions</u>	<u>Concluded</u>	<u>Cont</u>
<u>Criminal</u>						
Capias	CA	24	50	50	18	32
Civil Violation	CV	5	14	14	5	9
Felony	F	142	465	465	167	298
Misdemeanor	M	209	583	588	243	345
Show Cause	SC	9	15	15	10	5
Criminal Total		389	1,127	1,132	443	689
<u>Traffic</u>						
Capias	CA	8	23	23	9	14
Felony	F	0	17	17	8	9
Infraction	I	548	404	678	593	85
Misdemeanor	M	206	447	454	259	195
Show Cause	SC	1	1	1	0	1
Traffic Total		763	892	1,173	869	304
<u>Civil</u>						
Abstract	AJ	1	0	1	1	-
Admin License	AL	18	0	18	18	-
Counter Claim	CC	0	0	1	1	-
Detinue	DT	0	2	4	4	-
Garnishment	GA	103	27	126	99	27
Impoundment	IM	1	1	1	0	-
Interrogatory	IN	17	14	26	12	14
Other	OT	3	2	3	2	1
Protective Order	PO	0	0	1	1	-
Prelim Prot Order	PP	4	1	7	6	1
Show Cause	SC	4	2	8	6	2
Tenants Assertion	TA	1	0	1	1	-
Unlawful Detainer	UD	103	81	129	100	29
Warrant in Debt	WD	210	220	292	211	81
Civil Total		465	350	618	462	155
Spotsylvania Totals		1,617	2,369	2,923	1,774	1,148

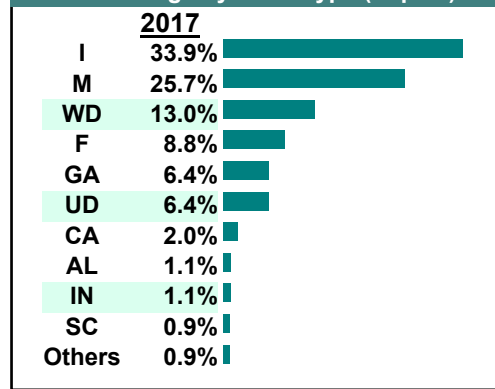
Calendared Filings with Top 12 Scheduled Times



% of Filings by Division



% of Filings by Case Type (Top 10)



CASELOAD STATISTICS OF THE GENERAL DISTRICT COURTS

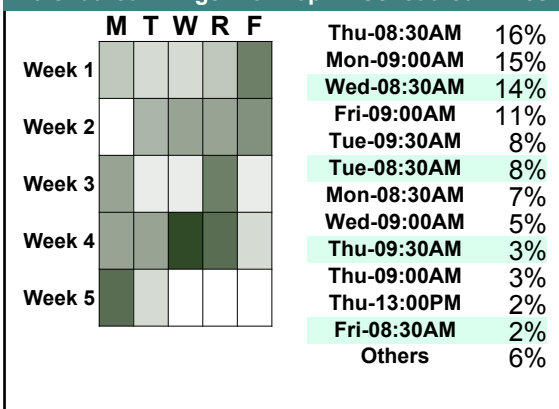
October 2017

Spotsylvania

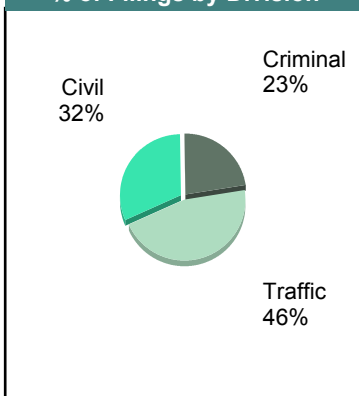
District: 15

		Filings	Hearings	Transactions	Concluded	Cont
<u>Criminal</u>						
Capias	CA	26	62	62	27	35
Civil Violation	CV	13	18	20	13	7
Felony	F	164	418	418	153	265
Misdemeanor	M	324	665	708	348	360
Show Cause	SC	16	29	29	17	12
Criminal Total		543	1,192	1,237	558	679
<u>Traffic</u>						
Capias	CA	13	33	33	17	16
Civil Violation	CV	0	1	1	0	1
Felony	F	8	15	15	3	12
Infraction	I	792	611	954	828	126
Misdemeanor	M	287	521	527	298	229
Show Cause	SC	1	2	2	1	1
Traffic Total		1,101	1,183	1,532	1,147	385
<u>Civil</u>						
Abstract	AJ	6	0	6	6	-
Admin License	AL	13	0	13	13	-
Capias	CA	1	1	1	0	1
Counter Claim	CC	0	1	2	1	1
Detinue	DT	17	14	20	16	4
Garnishment	GA	189	36	215	179	36
Impoundment	IM	1	0	1	1	-
Interrogatory	IN	22	22	49	27	22
Protective Order	PO	2	0	3	3	-
Prelim Prot Order	PP	5	4	12	8	4
Show Cause	SC	13	8	20	12	7
Tenants Assertion	TA	0	2	2	0	2
Unlawful Detainer	UD	105	93	135	112	23
Warrant in Debt	WD	382	376	543	409	134
Civil Total		756	557	1,022	787	234
Spotsylvania Totals		2,400	2,932	3,791	2,492	1,298

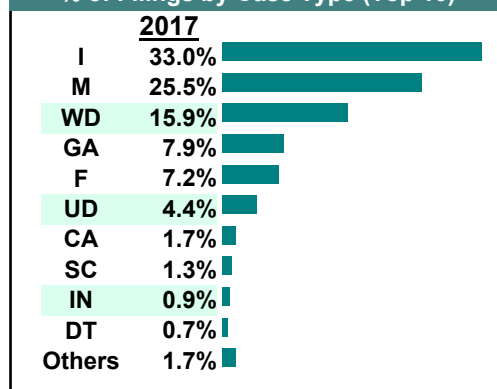
Calendared Filings with Top 12 Scheduled Times



% of Filings by Division



% of Filings by Case Type (Top 10)



CASELOAD STATISTICS OF THE GENERAL DISTRICT COURTS

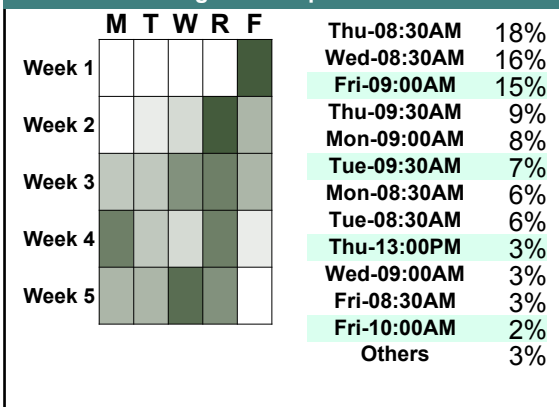
September 2017

Spotsylvania

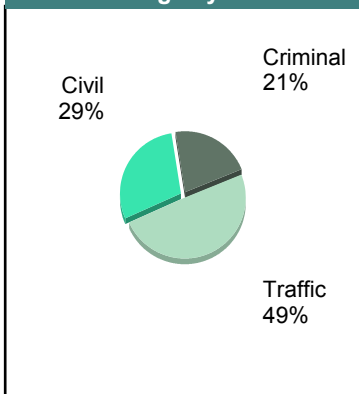
District: 15

		Filings	Hearings	Transactions	Concluded	Cont
<u>Criminal</u>						
Capias	CA	29	64	64	34	30
Civil Violation	CV	6	13	14	8	6
Felony	F	150	490	490	209	281
Misdemeanor	M	270	660	677	257	420
Show Cause	SC	7	15	15	9	6
Criminal Total		462	1,242	1,260	517	743
<u>Traffic</u>						
Capias	CA	10	37	37	25	12
Civil Violation	CV	1	1	1	0	1
Felony	F	6	13	13	3	10
Infraction	I	812	572	951	794	157
Misdemeanor	M	235	447	447	231	216
Show Cause	SC	1	2	2	2	-
Traffic Total		1,065	1,072	1,451	1,055	396
<u>Civil</u>						
Abstract	AJ	7	0	7	7	-
Admin License	AL	16	1	16	15	-
Counter Claim	CC	4	2	5	3	2
Detinue	DT	18	18	25	17	8
Garnishment	GA	158	35	226	191	35
Impoundment	IM	3	1	3	3	-
Interrogatory	IN	9	14	21	7	14
Protective Order	PO	2	0	2	2	-
Prelim Prot Order	PP	9	7	13	6	7
Petition-Restore Arms	PR	1	0	1	1	-
Show Cause	SC	7	4	12	8	4
Tenants Assertion	TA	2	1	2	1	1
Unlawful Detainer	UD	120	104	146	118	28
Warrant in Debt	WD	272	302	394	281	113
Civil Total		628	489	873	660	212
Spotsylvania Totals		2,155	2,803	3,584	2,232	1,351

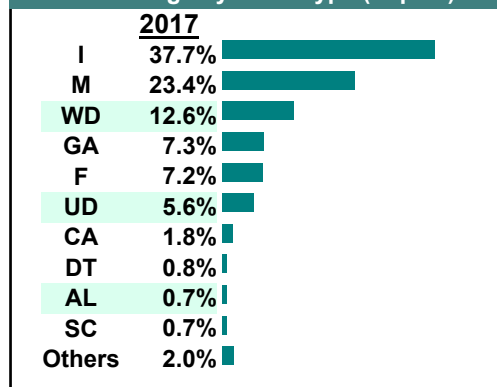
Calendared Filings with Top 12 Scheduled Times



% of Filings by Division

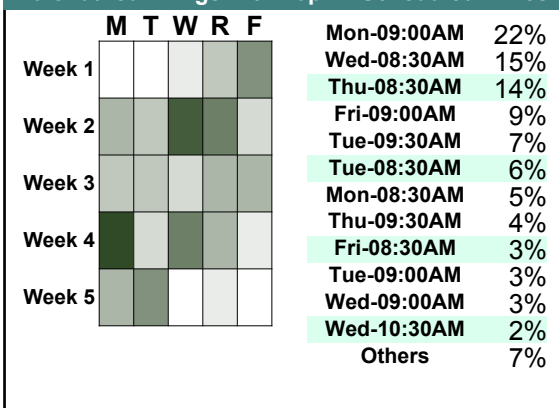


% of Filings by Case Type (Top 10)

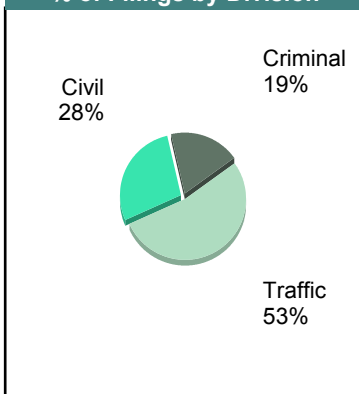


		<u>Filings</u>	<u>Hearings</u>	<u>Transactions</u>	<u>Concluded</u>	<u>Cont</u>
<u>Criminal</u>						
Capias	CA	23	57	57	25	32
Civil Violation	CV	6	13	13	5	8
Felony	F	153	448	448	157	291
Misdemeanor	M	289	614	631	259	372
Show Cause	SC	10	20	20	9	11
Criminal Total		481	1,152	1,169	455	714
<u>Traffic</u>						
Capias	CA	11	30	30	9	21
Felony	F	6	20	20	6	14
Infraction	I	1,109	730	1,217	1,092	125
Misdemeanor	M	246	419	419	210	209
Show Cause	SC	1	2	2	0	2
Traffic Total		1,373	1,201	1,688	1,317	371
<u>Civil</u>						
Abstract	AJ	4	0	4	4	-
Admin License	AL	12	1	12	11	-
Counter Claim	CC	0	2	2	1	1
Detinue	DT	2	5	5	2	3
Garnishment	GA	154	48	189	141	48
Impoundment	IM	5	4	7	5	2
Interrogatory	IN	20	23	38	15	23
Other	OT	0	0	1	1	-
Protective Order	PO	2	0	2	2	-
Prelim Prot Order	PP	9	9	20	11	9
Show Cause	SC	6	2	8	6	2
Unlawful Detainer	UD	113	103	151	117	34
Warrant in Debt	WD	394	408	553	420	133
Civil Total		721	605	992	736	255
Spotsylvania Totals		2,575	2,958	3,849	2,508	1,340

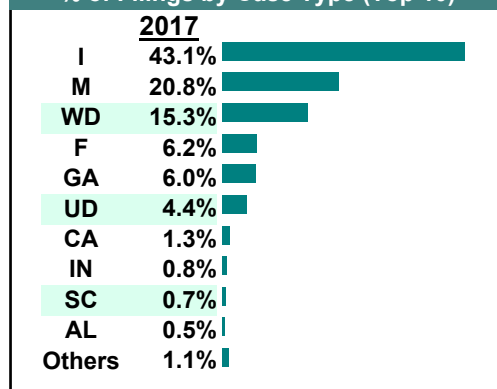
Calendared Filings with Top 12 Scheduled Times



% of Filings by Division



% of Filings by Case Type (Top 10)



CASELOAD STATISTICS OF THE GENERAL DISTRICT COURTS

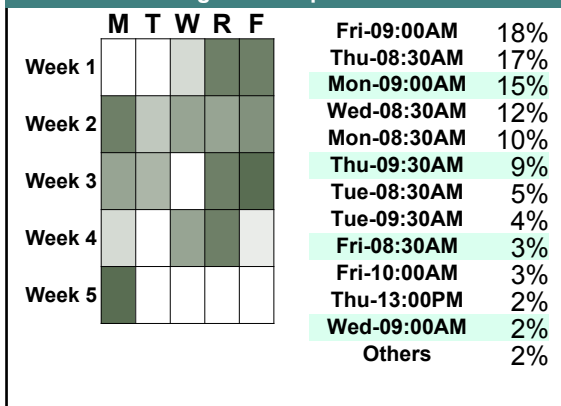
July 2017

Spotsylvania

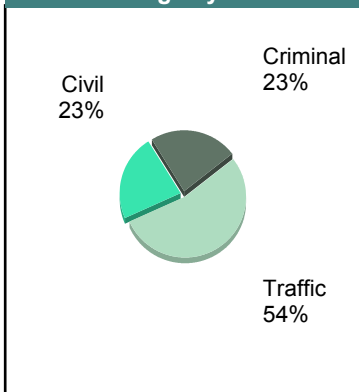
District: 15

		<u>Filings</u>	<u>Hearings</u>	<u>Transactions</u>	<u>Concluded</u>	<u>Cont</u>
<u>Criminal</u>						
Capias	CA	34	79	79	30	49
Civil Violation	CV	10	14	14	7	7
Felony	F	175	565	565	216	349
Misdemeanor	M	315	660	673	254	419
Show Cause	SC	7	13	13	6	7
Criminal Total		541	1,331	1,344	513	831
<u>Traffic</u>						
Capias	CA	11	42	42	16	26
Felony	F	5	9	9	2	7
Infraction	I	949	641	1,078	954	124
Misdemeanor	M	290	537	538	310	228
Show Cause	SC	6	7	7	6	1
Traffic Total		1,261	1,236	1,674	1,288	386
<u>Civil</u>						
Admin License	AL	17	0	17	17	-
Counter Claim	CC	1	1	1	0	1
Detinue	DT	7	7	10	7	3
Garnishment	GA	80	27	108	81	27
Impoundment	IM	3	1	3	3	-
Interrogatory	IN	17	16	34	18	16
Protective Order	PO	2	2	5	3	1
Prelim Prot Order	PP	9	6	14	8	6
Show Cause	SC	15	9	20	11	9
Unlawful Detainer	UD	98	84	128	93	35
Warrant in Debt	WD	285	274	387	273	114
Civil Total		534	427	727	514	212
Spotsylvania Totals		2,336	2,994	3,745	2,315	1,429

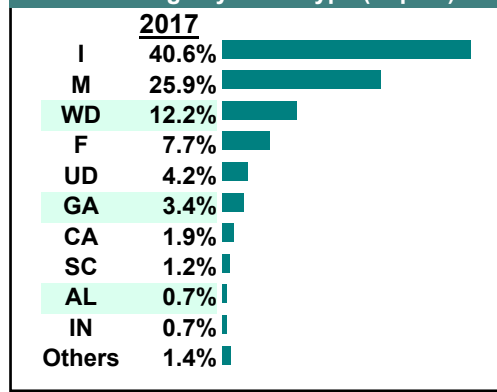
Calendared Filings with Top 12 Scheduled Times



% of Filings by Division



% of Filings by Case Type (Top 10)



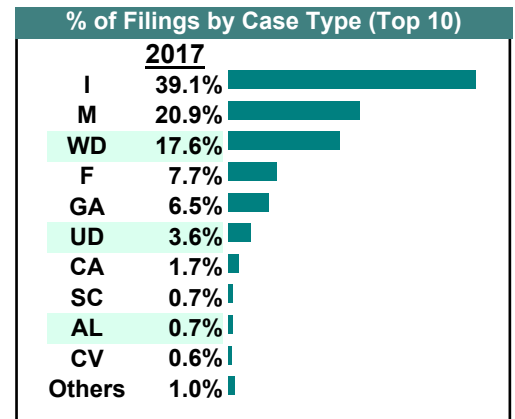
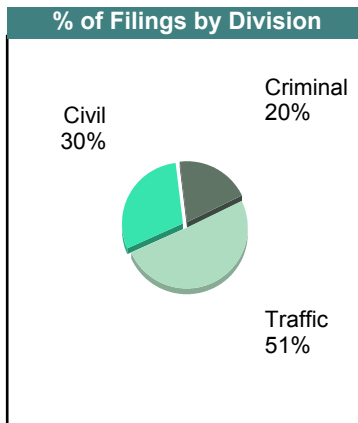
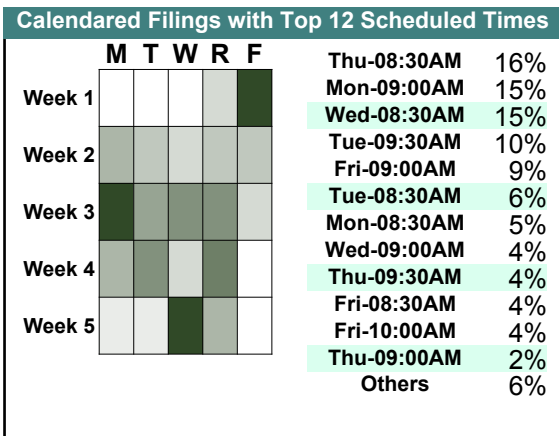
CASELOAD STATISTICS OF THE GENERAL DISTRICT COURTS

June 2017

Spotsylvania

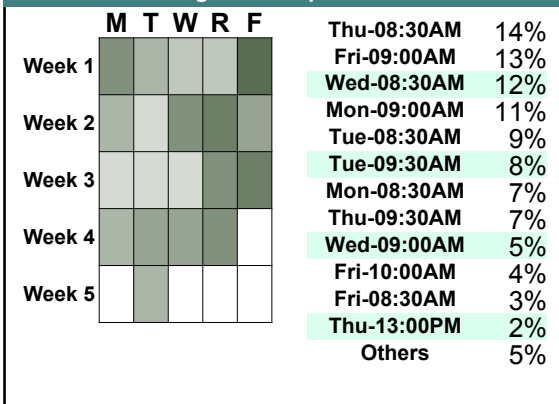
District: 15

		<u>Filings</u>	<u>Hearings</u>	<u>Transactions</u>	<u>Concluded</u>	<u>Cont</u>
<u>Criminal</u>						
Capias	CA	24	57	57	26	31
Civil Violation	CV	14	20	23	14	9
Felony	F	182	494	494	145	349
Misdemeanor	M	247	563	574	260	314
Show Cause	SC	7	10	10	3	7
Criminal Total		474	1,144	1,158	448	710
<u>Traffic</u>						
Capias	CA	15	25	25	8	17
Felony	F	4	17	17	6	11
Infraction	I	944	663	1,083	955	128
Misdemeanor	M	256	464	467	253	214
Show Cause	SC	2	3	3	2	1
Traffic Total		1,221	1,172	1,595	1,224	371
<u>Civil</u>						
Admin License	AL	16	0	16	16	-
Capias	CA	2	0	2	2	-
Counter Claim	CC	1	1	1	0	1
Detinue	DT	2	4	6	2	4
Garnishment	GA	156	44	187	143	44
Interrogatory	IN	10	8	24	16	8
Other	OT	1	1	2	1	1
Protective Order	PO	4	0	4	4	-
Prelim Prot Order	PP	5	7	15	8	7
Show Cause	SC	9	4	12	9	3
Unlawful Detainer	UD	86	69	109	78	31
Warrant in Debt	WD	425	444	587	412	175
Civil Total		717	582	965	691	274
Spotsylvania Totals		2,412	2,898	3,718	2,363	1,355

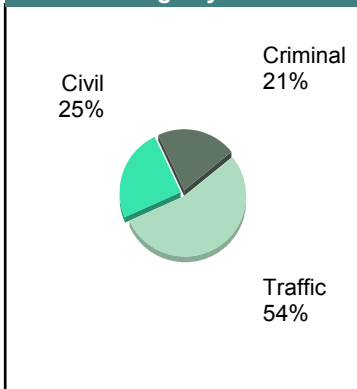


		<u>Filings</u>	<u>Hearings</u>	<u>Transactions</u>	<u>Concluded</u>	<u>Cont</u>
<u>Criminal</u>						
Capias	CA	36	103	103	54	49
Civil Violation	CV	10	19	19	9	10
Felony	F	174	468	468	182	286
Misdemeanor	M	272	644	649	302	347
Show Cause	SC	6	14	14	6	8
Criminal Total		498	1,248	1,253	553	700
<u>Traffic</u>						
Capias	CA	27	53	53	24	29
Felony	F	4	11	11	4	7
Infraction	I	935	739	1,158	1,010	148
Misdemeanor	M	306	606	608	352	256
Show Cause	SC	1	2	2	0	2
Traffic Total		1,273	1,411	1,832	1,390	442
<u>Civil</u>						
Abstract	AJ	3	0	3	3	-
Admin License	AL	16	3	16	13	-
Capias	CA	1	0	1	1	-
Detinue	DT	18	13	27	23	4
Garnishment	GA	115	30	142	112	30
Impoundment	IM	4	0	4	4	-
Interrogatory	IN	19	22	35	13	22
Overweight	OC	1	0	1	1	-
Other	OT	5	5	6	4	2
Protective Order	PO	1	0	1	1	-
Prelim Prot Order	PP	17	13	28	15	13
Show Cause	SC	6	4	12	9	3
Unlawful Detainer	UD	108	84	136	114	22
Warrant in Debt	WD	264	261	380	269	111
Civil Total		578	435	792	582	207
Spotsylvania Totals		2,349	3,094	3,877	2,525	1,349

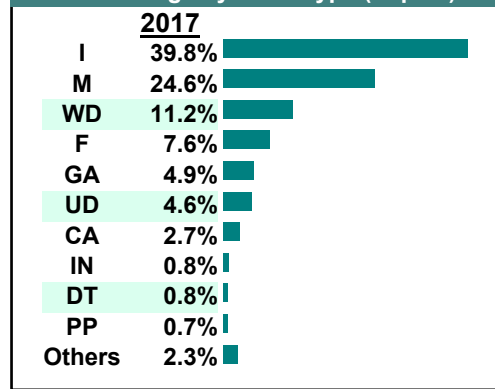
Calendared Filings with Top 12 Scheduled Times



% of Filings by Division

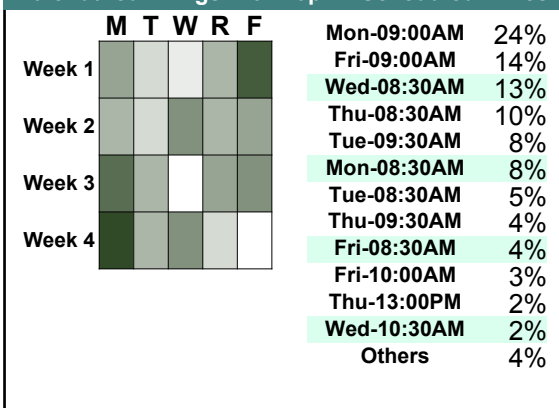


% of Filings by Case Type (Top 10)

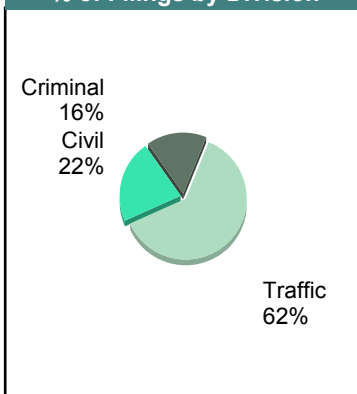


		<u>Filings</u>	<u>Hearings</u>	<u>Transactions</u>	<u>Concluded</u>	<u>Cont</u>
<u>Criminal</u>						
Capias	CA	30	68	68	31	37
Civil Violation	CV	1	15	15	11	4
Felony	F	185	485	485	166	319
Misdemeanor	M	210	443	454	175	279
Show Cause	SC	5	10	10	4	6
Criminal Total		431	1,021	1,032	387	645
<u>Traffic</u>						
Capias	CA	12	21	21	2	19
Felony	F	7	14	14	7	7
Infraction	I	1,314	876	1,448	1,257	191
Misdemeanor	M	354	537	538	294	244
Show Cause	SC	2	2	2	1	1
Traffic Total		1,689	1,450	2,023	1,561	462
<u>Civil</u>						
Abstract	AJ	3	0	3	3	-
Admin License	AL	11	0	11	11	-
Capias	CA	1	0	3	3	-
Detinue	DT	12	12	15	8	7
Garnishment	GA	140	32	159	127	32
Impoundment	IM	5	1	5	4	-
Interrogatory	IN	12	12	20	8	12
Protective Order	PO	0	0	1	1	-
Prelim Prot Order	PP	7	8	17	9	8
Petition-Restore Arms	PR	1	0	1	1	-
Show Cause	SC	6	6	10	4	6
Unlawful Detainer	UD	87	77	117	92	25
Warrant in Debt	WD	311	309	424	317	107
Civil Total		596	457	786	588	197
Spotsylvania Totals		2,716	2,928	3,841	2,536	1,304

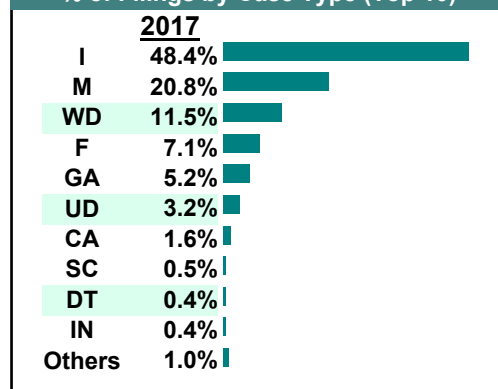
Calendared Filings with Top 12 Scheduled Times



% of Filings by Division



% of Filings by Case Type (Top 10)



CASELOAD STATISTICS OF THE GENERAL DISTRICT COURTS

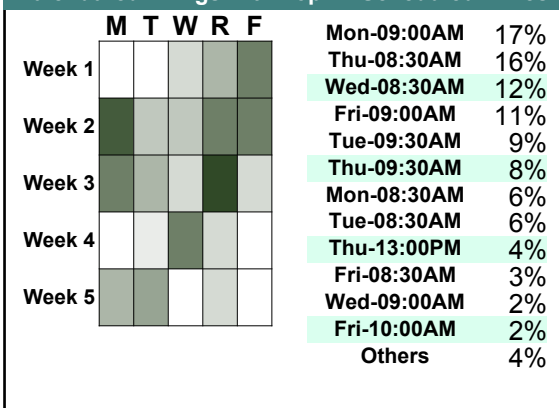
March 2017

Spotsylvania

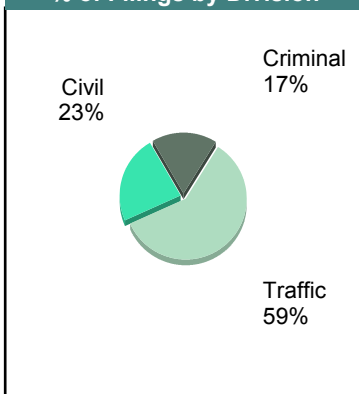
District: 15

		<u>Filings</u>	<u>Hearings</u>	<u>Transactions</u>	<u>Concluded</u>	<u>Cont</u>
<u>Criminal</u>						
Capias	CA	36	81	81	28	53
Civil Violation	CV	8	22	22	7	15
Felony	F	137	410	410	106	304
Misdemeanor	M	225	582	585	236	349
Show Cause	SC	5	10	10	3	7
Criminal Total		411	1,105	1,108	380	728
<u>Traffic</u>						
Capias	CA	15	29	29	10	19
Felony	F	1	17	17	8	9
Infraction	I	1,097	729	1,228	1,063	165
Misdemeanor	M	292	515	519	266	253
Other	O	1	1	1	1	-
Traffic Total		1,406	1,291	1,794	1,348	446
<u>Civil</u>						
Abstract	AJ	4	0	4	4	-
Admin License	AL	15	0	15	15	-
Capias	CA	0	0	1	1	-
Detinue	DT	9	10	17	10	7
Garnishment	GA	121	22	145	123	22
Impoundment	IM	2	1	2	1	-
Interrogatory	IN	10	7	20	13	7
Other	OT	1	0	1	1	-
Protective Order	PO	2	1	3	2	1
Prelim Prot Order	PP	6	5	10	5	5
Show Cause	SC	8	3	13	10	3
Unlawful Detainer	UD	102	75	135	107	28
Warrant in Debt	WD	271	279	413	280	133
Civil Total		551	403	779	572	206
Spotsylvania Totals		2,368	2,799	3,681	2,300	1,380

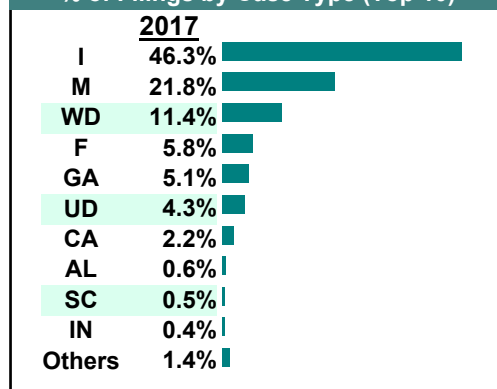
Calendared Filings with Top 12 Scheduled Times



% of Filings by Division

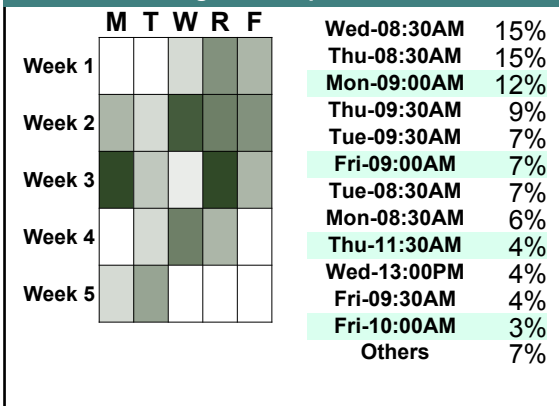


% of Filings by Case Type (Top 10)

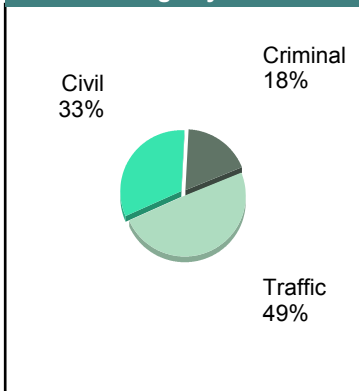


		<u>Filings</u>	<u>Hearings</u>	<u>Transactions</u>	<u>Concluded</u>	<u>Cont</u>
<u>Criminal</u>						
Capias	CA	31	71	71	28	43
Civil Violation	CV	6	14	14	3	11
Felony	F	139	495	495	207	288
Misdemeanor	M	229	569	573	235	338
Show Cause	SC	6	17	17	15	2
Criminal Total		411	1,166	1,170	488	682
<u>Traffic</u>						
Capias	CA	7	19	19	7	12
Felony	F	3	17	17	3	14
Infraction	I	885	604	1,026	892	134
Misdemeanor	M	236	487	488	283	205
Traffic Total		1,131	1,127	1,550	1,185	365
<u>Civil</u>						
Abstract	AJ	3	1	3	3	-
Admin License	AL	12	1	12	11	-
Capias	CA	7	2	8	6	2
Detinue	DT	16	11	20	15	4
Garnishment	GA	122	24	165	141	24
Impoundment	IM	2	0	2	2	-
Interrogatory	IN	17	16	38	22	16
Other	OT	1	0	1	1	-
Protective Order	PO	2	1	3	2	1
Prelim Prot Order	PP	7	13	23	10	12
Show Cause	SC	11	4	20	16	4
Unlawful Detainer	UD	124	104	148	112	36
Warrant in Debt	WD	423	409	569	406	162
Civil Total		747	586	1,012	747	261
Spotsylvania Totals		2,289	2,879	3,732	2,420	1,308

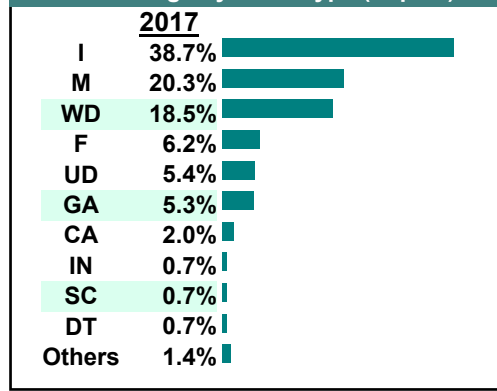
Calendared Filings with Top 12 Scheduled Times



% of Filings by Division



% of Filings by Case Type (Top 10)



CASELOAD STATISTICS OF THE GENERAL DISTRICT COURTS

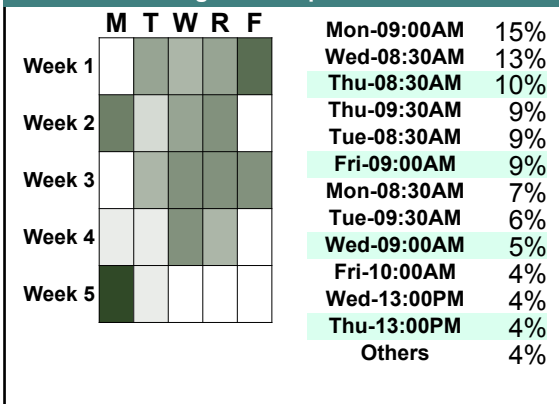
January 2017

Spotsylvania

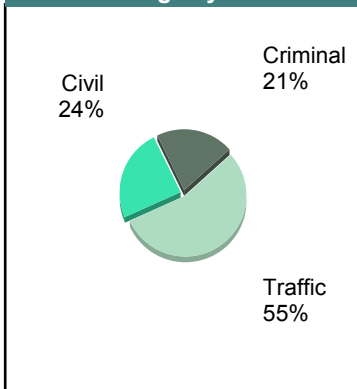
District: 15

		<u>Filings</u>	<u>Hearings</u>	<u>Transactions</u>	<u>Concluded</u>	<u>Cont</u>
<u>Criminal</u>						
Capias	CA	27	59	59	23	36
Civil Violation	CV	6	18	18	8	10
Felony	F	181	492	492	157	335
Misdemeanor	M	265	574	577	234	343
Show Cause	SC	4	10	10	4	6
Criminal Total		483	1,153	1,156	426	730
<u>Traffic</u>						
Capias	CA	12	22	22	9	13
Felony	F	10	21	21	7	14
Infraction	I	960	651	1,068	915	153
Misdemeanor	M	311	523	523	263	260
Show Cause	SC	1	2	2	2	-
Traffic Total		1,294	1,219	1,636	1,196	440
<u>Civil</u>						
Abstract	AJ	6	0	6	6	-
Admin License	AL	17	1	17	16	-
Bond Forfeiture	BF	0	0	1	1	-
Capias	CA	2	1	2	1	1
Detinue	DT	18	12	23	19	4
Garnishment	GA	126	35	160	125	35
Impoundment	IM	4	1	4	3	-
Interrogatory	IN	14	11	29	18	11
Other	OT	1	0	1	1	-
Protective Order	PO	5	2	5	3	2
Prelim Prot Order	PP	8	6	9	3	6
Show Cause	SC	3	6	9	4	5
Unlawful Detainer	UD	86	57	106	91	15
Warrant in Debt	WD	285	285	412	278	134
Civil Total		575	417	784	569	213
Spotsylvania Totals		2,352	2,789	3,576	2,191	1,383

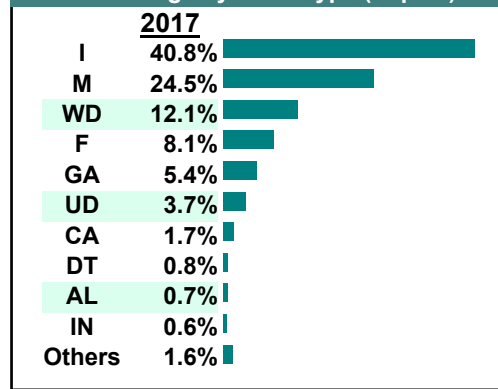
Calendared Filings with Top 12 Scheduled Times



% of Filings by Division

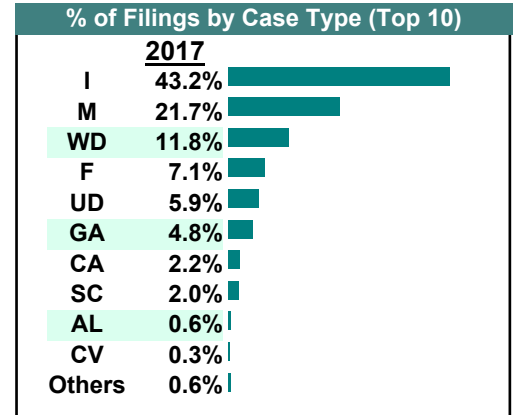
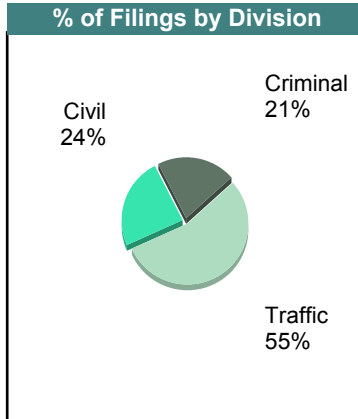
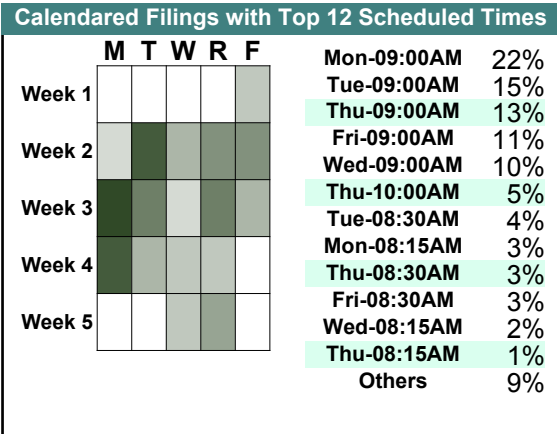


% of Filings by Case Type (Top 10)

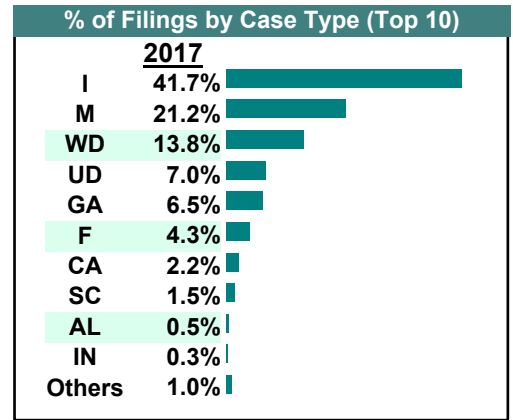
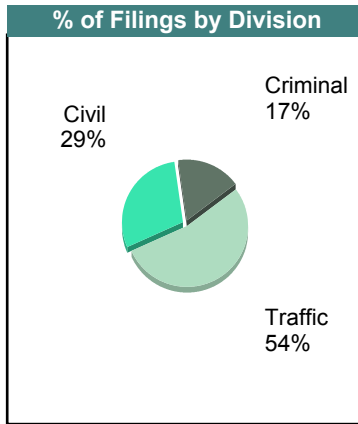
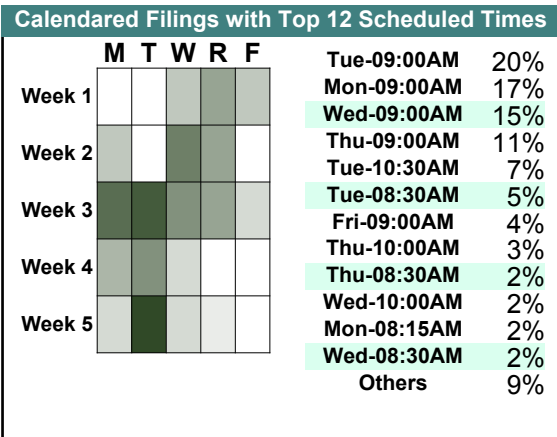


December 2017

		Filings	Hearings	Transactions	Concluded	Cont
<u>Criminal</u>						
Capias	CA	32	111	111	47	63
Civil Violation	CV	6	16	16	7	9
Felony	F	168	509	509	140	366
Misdemeanor	M	264	844	850	281	561
Show Cause	SC	23	67	67	18	49
Criminal Total		493	1,547	1,553	493	1,048
<u>Traffic</u>						
Capias	CA	19	56	56	26	28
Civil Violation	CV	1	1	1	1	-
Felony	F	0	5	5	2	3
Infraction	I	1,017	957	1,386	1,133	242
Misdemeanor	M	248	615	615	330	281
Show Cause	SC	10	24	24	9	14
Traffic Total		1,295	1,658	2,087	1,501	568
<u>Civil</u>						
Abstract	AJ	1	1	1	1	-
Admin License	AL	13	0	13	13	-
Bond Forfeiture	BF	0	1	1	0	-
Counter Claim	CC	0	0	1	1	-
Garnishment	GA	113	43	154	111	43
Interrogatory	IN	6	16	23	7	16
Overweight	OC	2	0	2	2	-
Other	OT	0	0	1	1	-
Protective Order	PO	1	1	2	1	1
Prelim Prot Order	PP	3	2	8	6	-
Show Cause	SC	14	7	15	9	6
Unlawful Detainer	UD	138	111	176	152	24
Warrant in Debt	WD	277	348	431	269	155
Civil Total		568	530	828	573	245
Stafford Totals		2,356	3,735	4,468	2,567	1,861



		<u>Filings</u>	<u>Hearings</u>	<u>Transactions</u>	<u>Concluded</u>	<u>Cont</u>
<u>Criminal</u>						
Capias	CA	39	114	114	41	72
Civil Violation	CV	5	12	12	2	10
Felony	F	110	385	385	134	250
Misdemeanor	M	266	848	854	306	545
Show Cause	SC	19	90	90	23	67
Criminal Total		439	1,449	1,455	506	944
<u>Traffic</u>						
Capias	CA	16	54	54	11	41
Civil Violation	CV	2	2	2	0	2
Felony	F	0	6	6	3	3
Infraction	I	1,077	974	1,371	1,012	352
Misdemeanor	M	282	573	573	263	306
Show Cause	SC	6	21	21	3	18
Traffic Total		1,383	1,630	2,027	1,292	722
<u>Civil</u>						
Abstract	AJ	1	0	1	1	-
Admin License	AL	13	4	13	9	-
Bond Forfeiture	BF	1	1	1	0	1
Capias	CA	1	2	3	1	2
Detinue	DT	4	1	4	4	-
Garnishment	GA	167	54	202	148	53
Interrogatory	IN	9	25	31	6	25
Overweight	OC	1	1	1	0	-
Other	OT	0	0	1	1	-
Protective Order	PO	2	2	4	2	-
Prelim Prot Order	PP	8	7	18	12	3
Show Cause	SC	13	12	19	8	11
Tenants Assertion	TA	2	1	3	2	1
Unlawful Detainer	UD	182	127	214	180	34
Warrant in Debt	WD	357	379	491	344	147
Civil Total		761	616	1,006	718	277
Stafford Totals		2,583	3,695	4,488	2,516	1,943



CASELOAD STATISTICS OF THE GENERAL DISTRICT COURTS

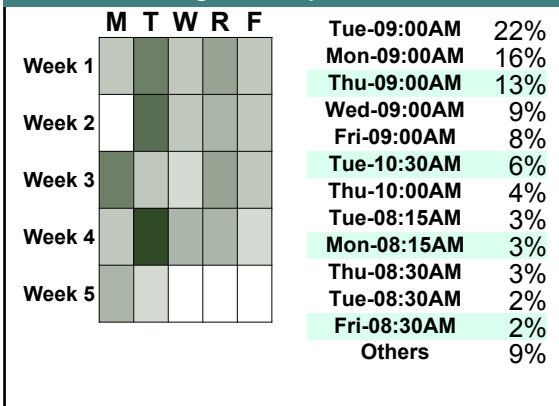
October 2017

Stafford

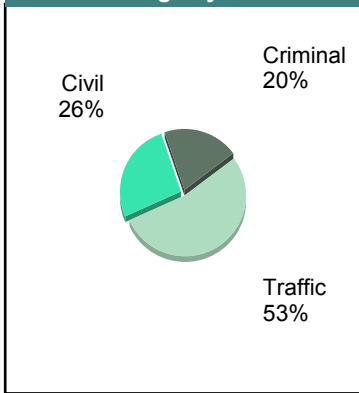
District: 15

		<u>Filings</u>	<u>Hearings</u>	<u>Transactions</u>	<u>Concluded</u>	<u>Cont</u>
<u>Criminal</u>						
Capias	CA	35	104	104	46	58
Civil Violation	CV	4	18	18	6	12
Felony	F	172	506	506	125	374
Misdemeanor	M	351	964	982	356	621
Show Cause	SC	15	69	69	17	52
Criminal Total		577	1,661	1,679	550	1,117
<u>Traffic</u>						
Capias	CA	19	55	55	19	36
Felony	F	3	9	9	4	5
Infraction	I	1,220	1,081	1,553	1,268	272
Misdemeanor	M	296	678	679	351	323
Show Cause	SC	3	16	16	4	11
Traffic Total		1,541	1,839	2,312	1,646	647
<u>Civil</u>						
Admin License	AL	12	5	12	7	-
Capias	CA	0	1	1	0	1
Detinue	DT	1	0	1	1	-
Garnishment	GA	146	49	207	158	47
Interrogatory	IN	20	19	36	17	17
Protective Order	PO	1	1	2	1	-
Prelim Prot Order	PP	10	10	12	3	7
Petition-Restore Arms	PR	1	1	2	1	1
Show Cause	SC	13	4	18	16	2
Tenants Assertion	TA	1	4	5	2	3
Unlawful Detainer	UD	159	116	198	162	35
Warrant in Debt	WD	399	399	522	374	143
Civil Total		763	609	1,016	742	256
Stafford Totals		2,881	4,109	5,007	2,938	2,020

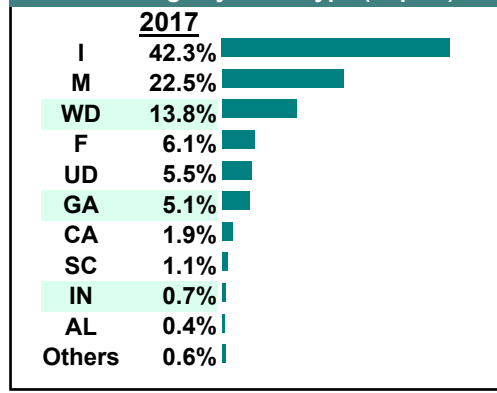
Calendared Filings with Top 12 Scheduled Times



% of Filings by Division



% of Filings by Case Type (Top 10)



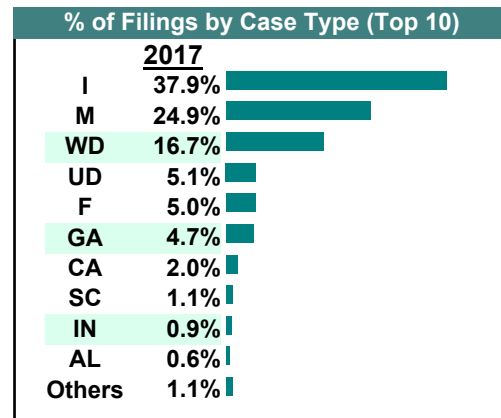
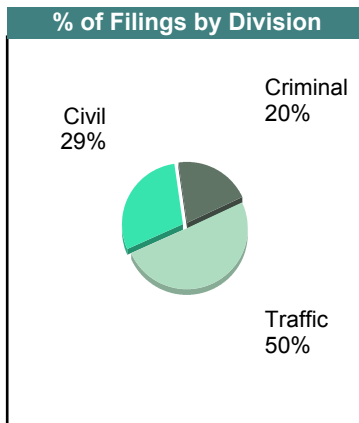
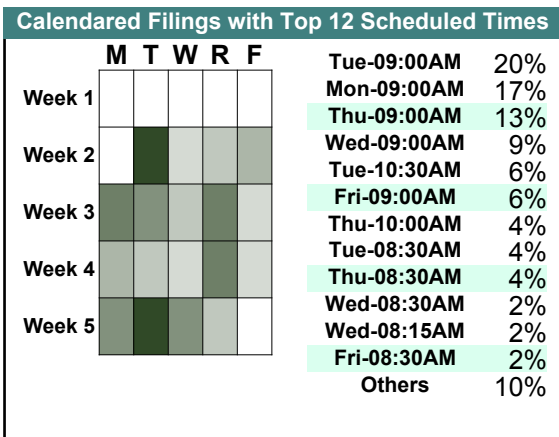
CASELOAD STATISTICS OF THE GENERAL DISTRICT COURTS

September 2017

Stafford

District: 15

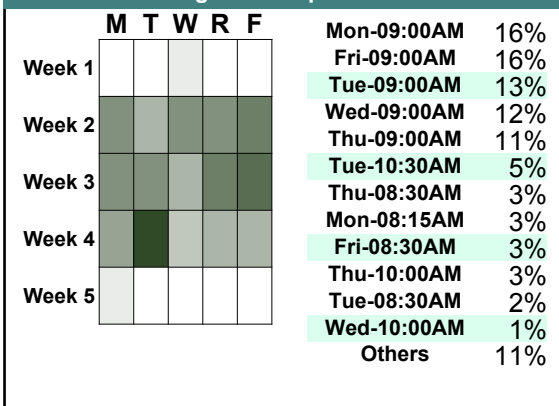
		<u>Filings</u>	<u>Hearings</u>	<u>Transactions</u>	<u>Concluded</u>	<u>Cont</u>
<u>Criminal</u>						
Capias	CA	37	149	149	57	91
Civil Violation	CV	6	20	20	9	11
Felony	F	131	526	526	202	308
Misdemeanor	M	350	955	966	378	575
Show Cause	SC	17	70	70	12	58
Criminal Total		541	1,720	1,731	658	1,043
<u>Traffic</u>						
Capias	CA	16	40	40	17	21
Civil Violation	CV	0	1	1	1	-
Felony	F	2	12	12	8	4
Infraction	I	1,012	909	1,322	1,053	244
Misdemeanor	M	315	587	587	316	265
Show Cause	SC	1	17	17	3	14
Traffic Total		1,346	1,566	1,979	1,398	548
<u>Civil</u>						
Admin License	AL	17	1	17	16	-
Counter Claim	CC	1	1	1	0	1
Detinue	DT	0	2	2	2	-
Garnishment	GA	125	41	174	133	41
Interrogatory	IN	25	26	45	19	26
Other	OT	1	1	1	0	1
Protective Order	PO	7	6	7	1	1
Prelim Prot Order	PP	11	10	17	7	9
Show Cause	SC	11	10	16	6	9
Tenants Assertion	TA	4	2	4	2	2
Unlawful Detainer	UD	137	115	169	130	37
Warrant in Debt	WD	446	453	597	447	148
Civil Total		785	668	1,050	763	275
Stafford Totals		2,672	3,954	4,760	2,819	1,866



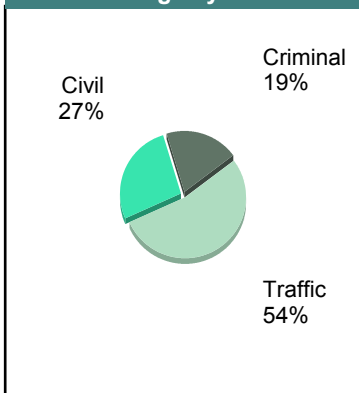
August 2017

		<u>Filings</u>	<u>Hearings</u>	<u>Transactions</u>	<u>Concluded</u>	<u>Cont</u>
<u>Criminal</u>						
Capias	CA	37	120	120	40	79
Civil Violation	CV	5	15	16	6	10
Felony	F	142	474	475	106	351
Misdemeanor	M	336	956	966	330	624
Show Cause	SC	11	90	90	15	68
Criminal Total		531	1,655	1,667	497	1,132
<u>Traffic</u>						
Capias	CA	13	53	53	22	30
Civil Violation	CV	0	3	3	2	1
Felony	F	3	17	17	9	8
Infraction	I	1,143	948	1,426	1,095	318
Misdemeanor	M	295	664	665	334	322
Show Cause	SC	7	22	22	6	16
Traffic Total		1,461	1,707	2,186	1,468	695
<u>Civil</u>						
Admin License	AL	22	1	22	21	-
Capias	CA	0	1	1	0	1
Detinue	DT	0	2	3	1	2
Garnishment	GA	170	59	234	175	57
Interrogatory	IN	15	18	24	6	17
Other	OT	6	2	6	4	1
Protective Order	PO	8	4	11	7	2
Prelim Prot Order	PP	5	5	7	2	4
Show Cause	SC	14	6	14	8	4
Unlawful Detainer	UD	165	114	186	159	26
Warrant in Debt	WD	331	387	509	399	106
Civil Total		736	599	1,017	782	220
Stafford Totals		2,728	3,961	4,870	2,747	2,047

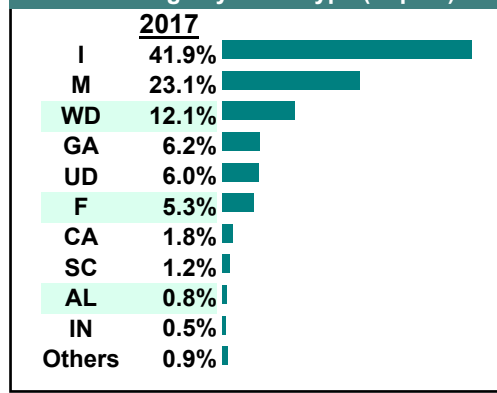
Calendared Filings with Top 12 Scheduled Times



% of Filings by Division

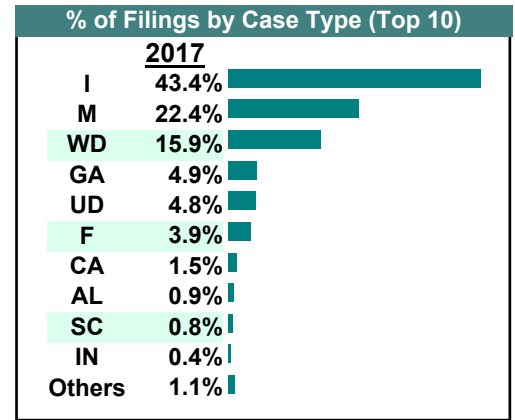
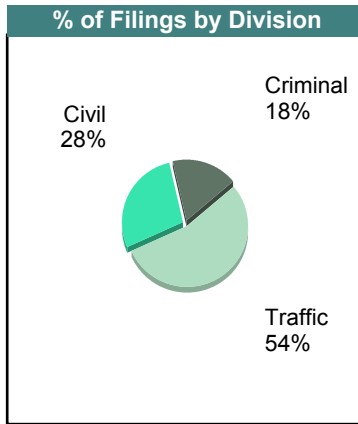
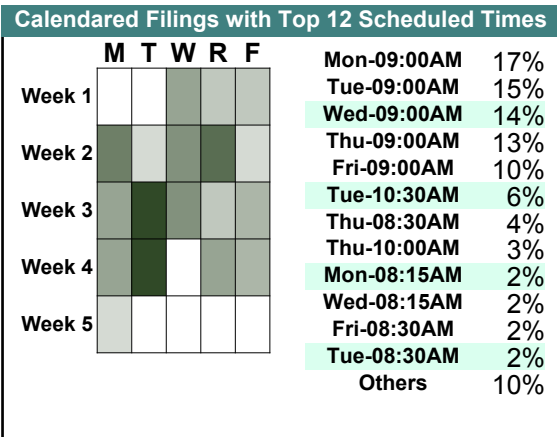


% of Filings by Case Type (Top 10)



July 2017

		<u>Filings</u>	<u>Hearings</u>	<u>Transactions</u>	<u>Concluded</u>	<u>Cont</u>
<u>Criminal</u>						
Capias	CA	33	112	112	31	80
Civil Violation	CV	7	15	15	3	12
Felony	F	116	446	446	116	313
Misdemeanor	M	379	894	901	268	609
Show Cause	SC	13	83	83	13	69
Criminal Total		548	1,550	1,557	431	1,083
<u>Traffic</u>						
Capias	CA	15	52	52	15	36
Civil Violation	CV	0	1	1	0	1
Felony	F	4	11	11	3	8
Infraction	I	1,353	1,128	1,678	1,324	326
Misdemeanor	M	318	671	671	355	309
Show Cause	SC	6	17	17	4	13
Traffic Total		1,696	1,880	2,430	1,701	693
<u>Civil</u>						
Abstract	AJ	2	0	2	2	-
Admin License	AL	29	4	29	25	-
Bond Forfeiture	BF	2	1	3	2	1
Capias	CA	0	0	1	1	-
Detinue	DT	2	1	2	1	1
Garnishment	GA	153	57	188	131	57
Interrogatory	IN	14	12	23	11	12
Other	OT	0	3	3	1	-
Protective Order	PO	8	2	9	7	2
Prelim Prot Order	PP	11	2	13	11	2
Show Cause	SC	5	1	6	5	1
Tenants Assertion	TA	0	1	1	0	-
Third Party Claim	TH	1	1	1	0	-
Unlawful Detainer	UD	148	111	178	147	28
Warrant in Debt	WD	495	461	627	413	204
Civil Total		870	657	1,086	757	308
Stafford Totals		3,114	4,087	5,073	2,889	2,084



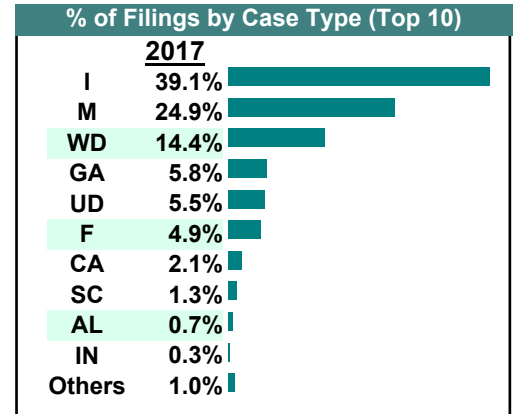
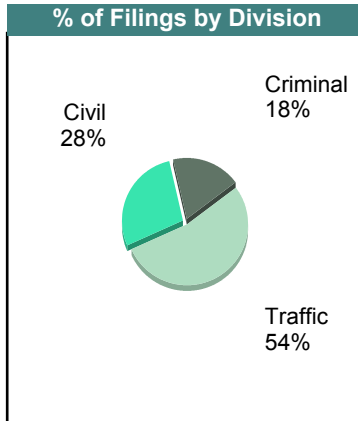
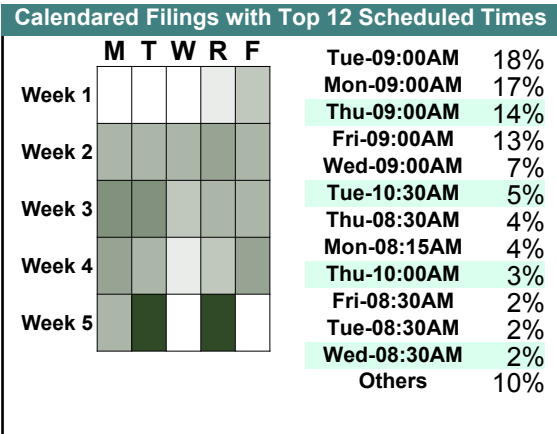
CASELOAD STATISTICS OF THE GENERAL DISTRICT COURTS

June 2017

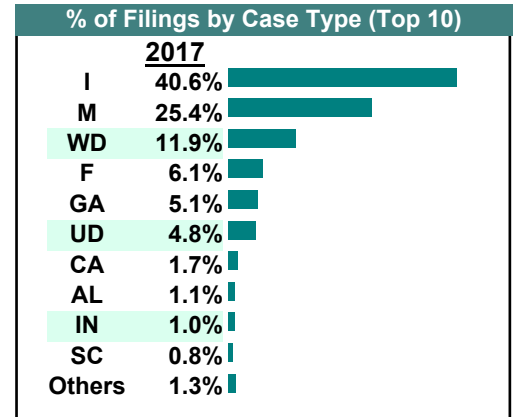
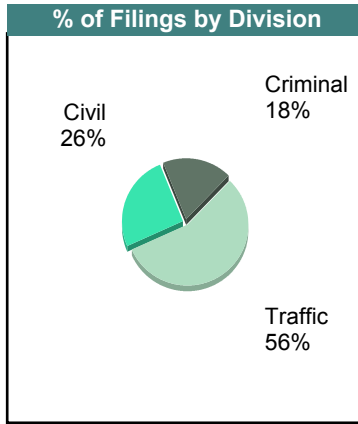
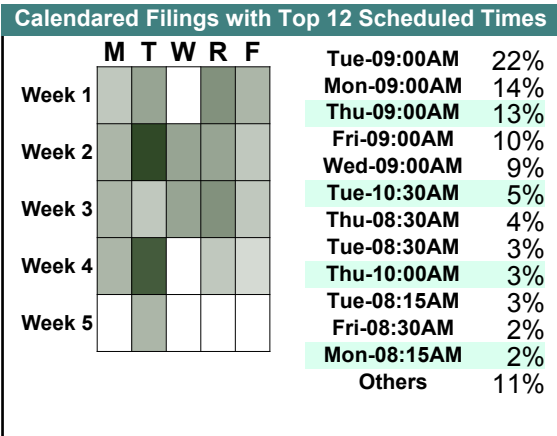
Stafford

District: 15

		Filings	Hearings	Transactions	Concluded	Cont
<u>Criminal</u>						
Capias	CA	45	110	110	30	80
Civil Violation	CV	7	17	17	3	14
Felony	F	144	476	476	87	380
Misdemeanor	M	345	837	851	233	610
Show Cause	SC	19	113	113	16	92
Criminal Total		560	1,553	1,567	369	1,176
<u>Traffic</u>						
Capias	CA	16	75	75	29	45
Civil Violation	CV	1	2	2	0	2
Felony	F	6	27	27	6	21
Infraction	I	1,197	966	1,428	1,085	336
Misdemeanor	M	416	732	733	322	409
Show Cause	SC	5	21	21	4	16
Traffic Total		1,641	1,823	2,286	1,446	829
<u>Civil</u>						
Admin License	AL	21	2	21	19	-
Bond Forfeiture	BF	0	2	3	1	1
Capias	CA	2	1	3	2	1
Detinue	DT	4	4	6	2	4
Garnishment	GA	178	49	227	178	48
Interrogatory	IN	9	26	46	20	10
Other	OT	0	0	1	1	-
Protective Order	PO	9	5	10	5	2
Prelim Prot Order	PP	9	1	9	8	1
Petition-Restore Arms	PR	0	1	1	0	-
Show Cause	SC	16	3	22	21	1
Tenants Assertion	TA	1	0	2	2	-
Unlawful Detainer	UD	167	135	201	160	36
Warrant in Debt	WD	441	430	552	418	128
Civil Total		857	659	1,104	837	232
Stafford Totals		3,058	4,035	4,957	2,652	2,237



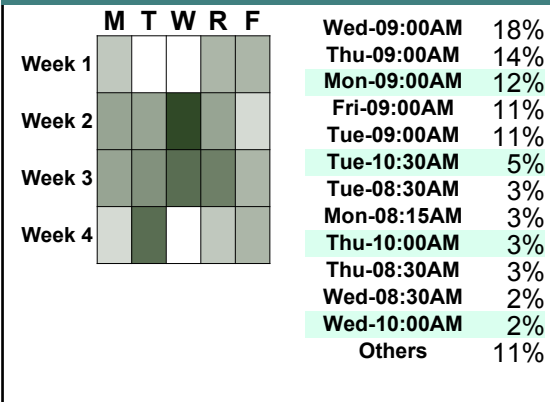
		Filings	Hearings	Transactions	Concluded	Cont
<u>Criminal</u>						
Capias	CA	29	116	116	37	78
Civil Violation	CV	4	10	10	4	6
Felony	F	154	501	501	148	342
Misdemeanor	M	276	804	813	329	478
Motion	MO	1	1	1	0	-
Show Cause	SC	9	90	90	11	77
Criminal Total		473	1,522	1,531	529	981
<u>Traffic</u>						
Capias	CA	15	53	53	14	39
Civil Violation	CV	0	2	2	0	2
Felony	F	4	14	14	6	8
Infraction	I	1,050	939	1,335	1,059	261
Misdemeanor	M	381	678	679	360	314
Show Cause	SC	2	12	12	3	9
Traffic Total		1,452	1,698	2,095	1,442	633
<u>Civil</u>						
Abstract	AJ	4	0	4	4	-
Admin License	AL	28	2	28	26	-
Bond Forfeiture	BF	4	4	5	1	3
Capias	CA	0	1	1	0	1
Garnishment	GA	133	59	183	124	57
Impoundment	IM	1	1	1	0	-
Interrogatory	IN	27	26	42	16	26
Other	OT	0	0	1	1	-
Protective Order	PO	7	4	9	5	2
Prelim Prot Order	PP	11	1	12	11	1
Petition-Restore Arms	PR	1	1	1	0	1
Show Cause	SC	10	8	15	8	3
Tenants Assertion	TA	1	2	2	0	2
Unlawful Detainer	UD	124	97	156	113	43
Warrant in Debt	WD	308	309	430	329	99
Civil Total		659	515	890	638	238
Stafford Totals		2,584	3,735	4,516	2,609	1,852



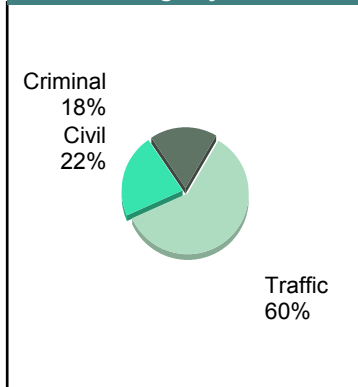
April 2017

		<u>Filings</u>	<u>Hearings</u>	<u>Transactions</u>	<u>Concluded</u>	<u>Cont</u>
<u>Criminal</u>						
Capias	CA	48	125	125	52	73
Civil Violation	CV	4	8	8	2	6
Felony	F	135	459	459	141	316
Misdemeanor	M	256	811	814	268	542
Show Cause	SC	21	97	97	15	80
Criminal Total		464	1,500	1,503	478	1,017
<u>Traffic</u>						
Capias	CA	18	47	47	14	30
Felony	F	12	24	24	5	19
Infraction	I	1,115	1,020	1,435	1,130	290
Misdemeanor	M	421	748	748	422	313
Show Cause	SC	6	19	19	6	13
Traffic Total		1,572	1,858	2,273	1,577	665
<u>Civil</u>						
Abstract	AJ	6	2	6	4	-
Admin License	AL	14	0	14	14	-
Bond Forfeiture	BF	2	2	4	2	-
Capias	CA	1	4	4	0	2
Garnishment	GA	88	34	126	92	34
Impoundment	IM	1	1	1	0	-
Interrogatory	IN	26	32	42	10	30
Other	OT	4	3	4	1	3
Protective Order	PO	4	1	5	4	1
Prelim Prot Order	PP	8	1	8	7	1
Show Cause	SC	11	6	14	8	4
Tenants Assertion	TA	2	0	2	2	-
Unlawful Detainer	UD	93	66	116	96	20
Warrant in Debt	WD	324	373	487	351	135
Civil Total		584	525	833	591	230
Stafford Totals		2,620	3,883	4,609	2,646	1,912

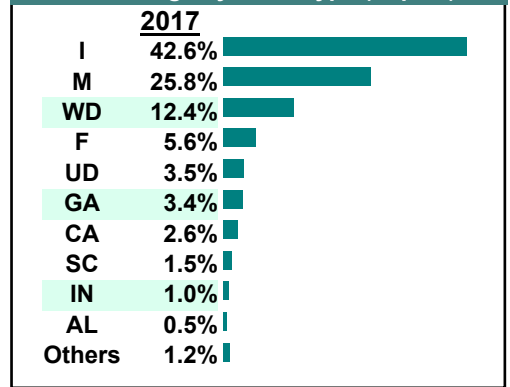
Calendared Filings with Top 12 Scheduled Times



% of Filings by Division

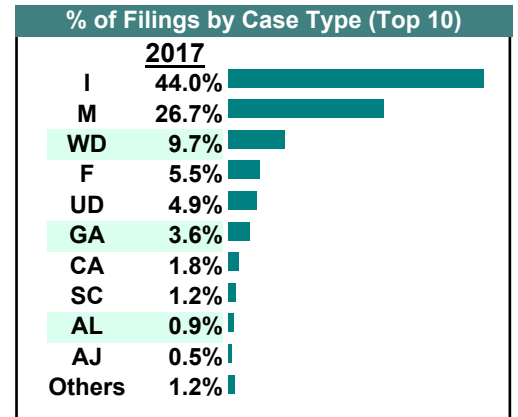
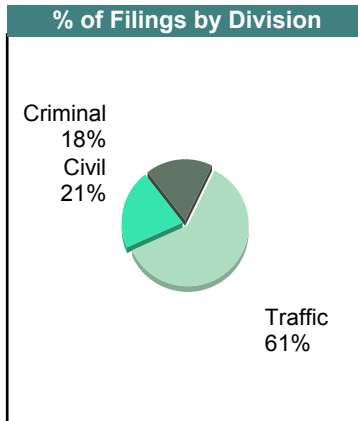
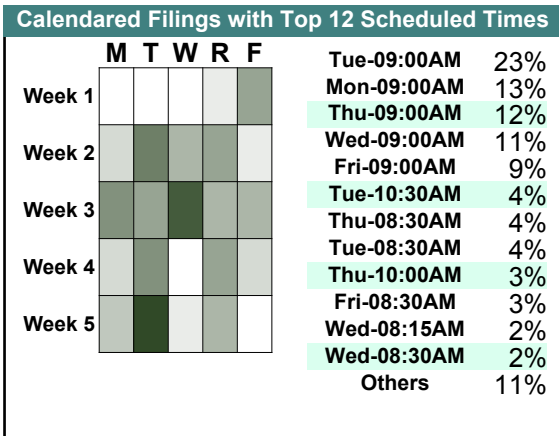


% of Filings by Case Type (Top 10)

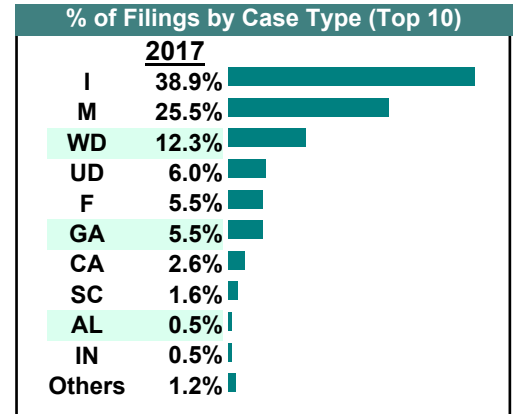
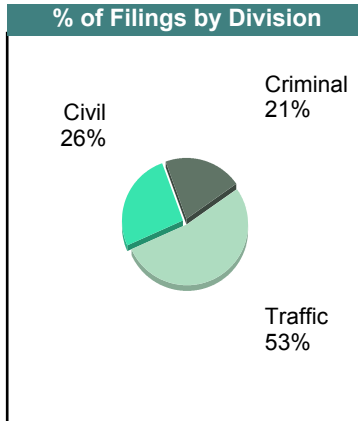
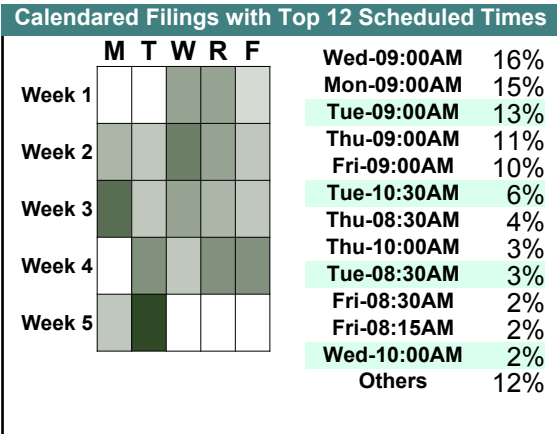


March 2017

		<u>Filings</u>	<u>Hearings</u>	<u>Transactions</u>	<u>Concluded</u>	<u>Cont</u>
<u>Criminal</u>						
Capias	CA	39	134	134	46	87
Civil Violation	CV	2	11	11	3	7
Felony	F	169	523	524	163	359
Misdemeanor	M	326	894	905	308	572
Motion	MO	1	1	1	0	-
Show Cause	SC	18	104	104	18	86
Criminal Total		555	1,667	1,679	538	1,111
<u>Traffic</u>						
Capias	CA	16	67	67	21	45
Civil Violation	CV	2	3	3	1	2
Felony	F	2	7	7	0	6
Infraction	I	1,366	1,170	1,677	1,367	294
Misdemeanor	M	503	854	854	491	353
Show Cause	SC	5	15	15	3	12
Traffic Total		1,894	2,116	2,623	1,883	712
<u>Civil</u>						
Abstract	AJ	17	0	17	17	-
Admin License	AL	27	0	27	27	-
Bond Forfeiture	BF	1	1	1	0	1
Capias	CA	0	1	2	1	1
Garnishment	GA	113	47	156	109	47
Interrogatory	IN	14	16	25	9	16
Other	OT	2	2	4	2	2
Protective Order	PO	9	4	10	7	3
Prelim Prot Order	PP	5	2	6	4	1
Show Cause	SC	14	6	16	12	3
Unlawful Detainer	UD	152	84	175	155	20
Warrant in Debt	WD	302	305	404	273	129
Civil Total		656	468	843	616	223
Stafford Totals		3,105	4,251	5,145	3,037	2,046

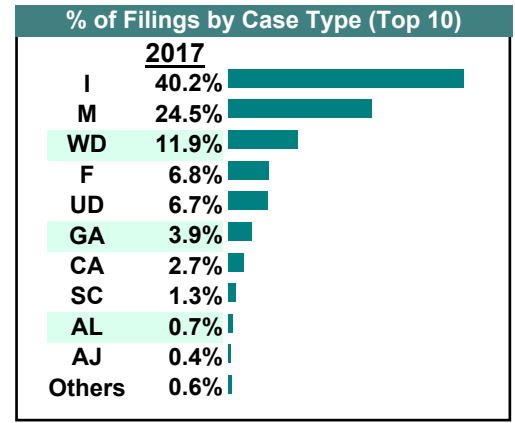
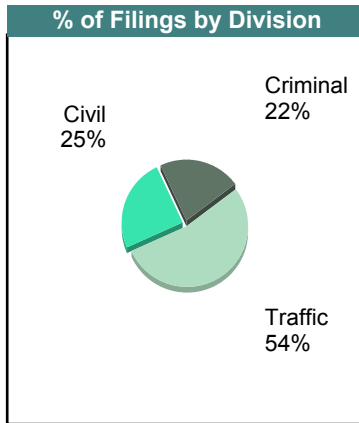
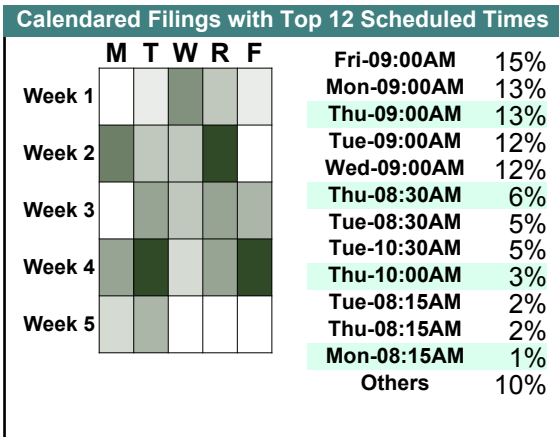


		Filings	Hearings	Transactions	Concluded	Cont
<u>Criminal</u>						
Capias	CA	43	116	116	44	72
Civil Violation	CV	2	8	8	3	5
Felony	F	127	436	436	145	287
Misdemeanor	M	301	809	816	303	508
Motion	MO	3	3	3	3	-
Show Cause	SC	22	98	98	16	82
Criminal Total		498	1,470	1,477	514	954
<u>Traffic</u>						
Capias	CA	18	50	50	8	42
Felony	F	5	9	9	1	7
Infraction	I	941	846	1,190	917	262
Misdemeanor	M	314	567	568	274	288
Motion	MO	1	1	1	1	-
Show Cause	SC	5	14	14	3	11
Traffic Total		1,284	1,487	1,832	1,204	610
<u>Civil</u>						
Abstract	AJ	1	1	1	1	-
Admin License	AL	13	1	13	12	-
Bond Forfeiture	BF	1	2	2	1	-
Capias	CA	1	4	6	2	4
Detinue	DT	10	8	10	10	-
Garnishment	GA	132	39	171	132	36
Interrogatory	IN	13	14	25	11	13
Other	OT	0	2	2	0	2
Protective Order	PO	4	2	4	2	-
Prelim Prot Order	PP	6	1	6	5	-
Show Cause	SC	11	3	18	15	3
Unlawful Detainer	UD	144	89	166	145	21
Warrant in Debt	WD	298	341	446	304	139
Civil Total		634	507	870	640	218
Stafford Totals		2,416	3,464	4,179	2,358	1,782



January 2017

		<u>Filings</u>	<u>Hearings</u>	<u>Transactions</u>	<u>Concluded</u>	<u>Cont</u>
<u>Criminal</u>						
Capias	CA	49	144	144	56	88
Civil Violation	CV	3	13	13	6	7
Felony	F	176	593	593	199	392
Misdemeanor	M	332	786	793	277	511
Show Cause	SC	21	101	101	25	76
Criminal Total		581	1,637	1,644	563	1,074
<u>Traffic</u>						
Capias	CA	23	50	50	12	38
Civil Violation	CV	0	1	1	0	1
Felony	F	8	16	16	2	14
Infraction	I	1,081	969	1,354	1,028	316
Misdemeanor	M	327	644	644	330	301
Show Cause	SC	4	12	12	6	6
Traffic Total		1,443	1,692	2,077	1,378	676
<u>Civil</u>						
Abstract	AJ	12	9	12	12	-
Admin License	AL	20	1	20	19	-
Capias	CA	1	2	2	0	2
Detinue	DT	2	2	4	4	-
Garnishment	GA	106	35	146	111	33
Interrogatory	IN	4	8	19	11	8
Other	OT	4	0	4	4	-
Protective Order	PO	2	1	7	6	-
Prelim Prot Order	PP	2	0	2	2	-
Show Cause	SC	11	6	12	6	6
Unlawful Detainer	UD	181	125	219	177	40
Warrant in Debt	WD	320	327	429	264	163
Civil Total		665	516	876	616	252
Stafford Totals		2,689	3,845	4,597	2,557	2,002



CASELOAD STATISTICS OF THE GENERAL DISTRICT COURTS

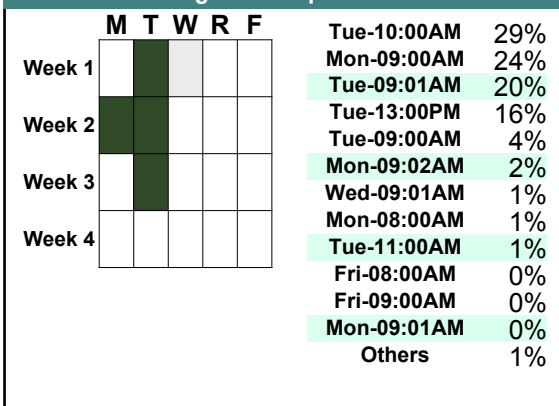
December 2017

Westmoreland

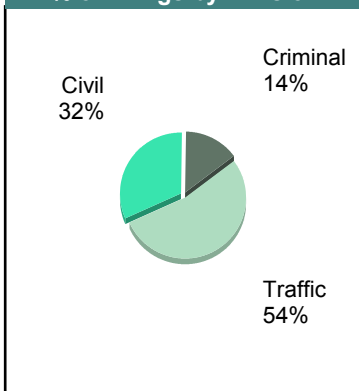
District: 15

		<u>Filings</u>	<u>Hearings</u>	<u>Transactions</u>	<u>Concluded</u>	<u>Cont</u>
<u>Criminal</u>						
Capias	CA	1	4	4	3	1
Civil Violation	CV	0	1	1	1	-
Felony	F	14	53	53	15	38
Misdemeanor	M	24	75	75	32	43
Show Cause	SC	2	2	2	0	2
Criminal Total		41	135	135	51	84
<u>Traffic</u>						
Capias	CA	4	9	9	4	5
Civil Violation	CV	1	3	3	0	3
Felony	F	0	3	3	1	2
Infraction	I	111	111	169	132	37
Misdemeanor	M	35	86	86	35	51
Show Cause	SC	3	3	3	0	3
Traffic Total		154	215	273	172	101
<u>Civil</u>						
Admin License	AL	4	0	4	4	-
Garnishment	GA	6	0	6	6	-
Impoundment	IM	3	2	3	1	-
Other	OT	4	1	4	3	-
Protective Order	PO	7	7	9	2	6
Unlawful Detainer	UD	27	25	29	18	11
Warrant in Debt	WD	41	42	53	34	19
Civil Total		92	77	108	68	36
Westmoreland Totals		287	427	516	291	221

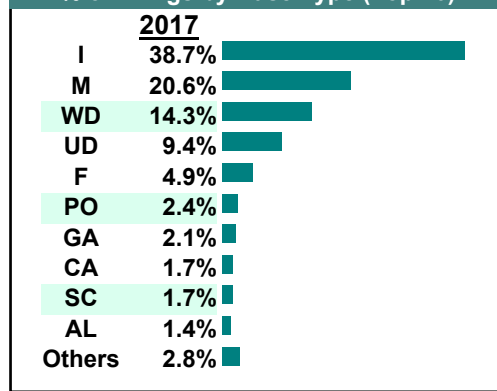
Calendared Filings with Top 12 Scheduled Times



% of Filings by Division



% of Filings by Case Type (Top 10)



CASELOAD STATISTICS OF THE GENERAL DISTRICT COURTS

November 2017

Westmoreland

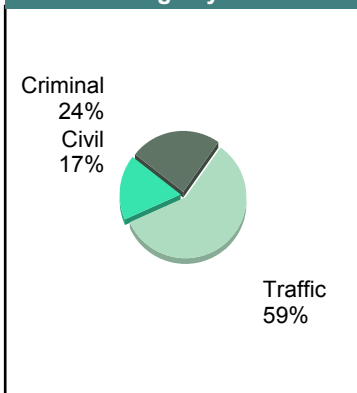
District: 15

		<u>Filings</u>	<u>Hearings</u>	<u>Transactions</u>	<u>Concluded</u>	<u>Cont</u>
<u>Criminal</u>						
Capias	CA	3	8	8	4	4
Civil Violation	CV	0	2	2	1	1
Felony	F	36	61	61	34	27
Misdemeanor	M	61	100	116	47	69
Show Cause	SC	5	9	9	2	7
Criminal Total		105	180	196	88	108
<u>Traffic</u>						
Capias	CA	5	15	15	4	11
Felony	F	0	3	3	1	2
Infraction	I	212	163	258	207	51
Misdemeanor	M	40	105	108	40	68
Show Cause	SC	0	1	1	0	1
Traffic Total		257	287	385	252	133
<u>Civil</u>						
Abstract	AJ	1	0	1	1	-
Admin License	AL	4	1	4	3	-
Detinue	DT	1	0	1	1	-
Garnishment	GA	17	0	18	18	-
Impoundment	IM	2	2	2	0	-
Interrogatory	IN	1	5	6	1	5
Other	OT	1	0	1	1	-
Protective Order	PO	0	0	1	1	-
Show Cause	SC	2	3	3	0	3
Tenants Assertion	TA	1	0	1	1	-
Unlawful Detainer	UD	16	15	18	17	1
Warrant in Debt	WD	30	40	51	37	14
Civil Total		76	66	107	81	23
Westmoreland Totals		438	533	688	421	264

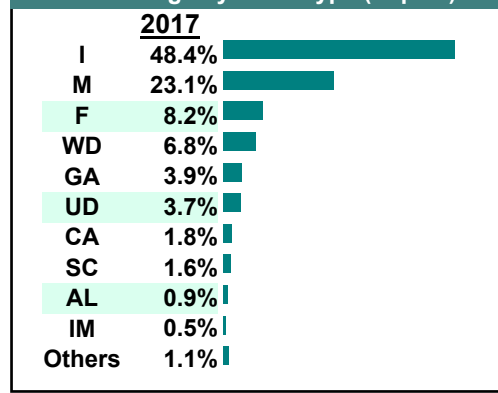
Calendared Filings with Top 12 Scheduled Times

	M	T	R		
Week 1		■	■	Tue-10:00AM	28%
		■	■	Tue-13:00PM	28%
Week 2	■	■		Tue-09:01AM	23%
	■	■		Mon-09:00AM	11%
Week 3		■	■	Mon-09:02AM	4%
		■	■	Tue-09:00AM	3%
Week 4		■	■	Mon-09:01AM	1%
		■	■	Thu-08:00AM	0%
		■	■	Mon-08:00AM	0%
		■	■	Mon-11:00AM	0%
		■	■	Tue-15:41PM	0%
		■	■	Thu-13:00PM	0%

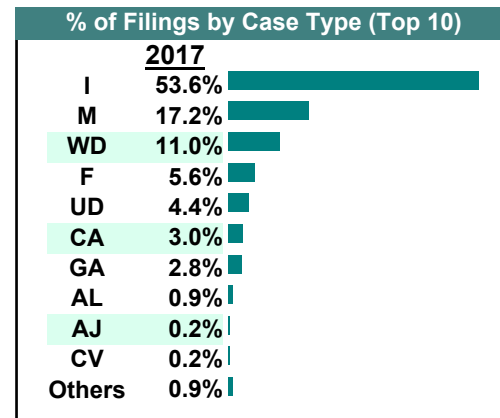
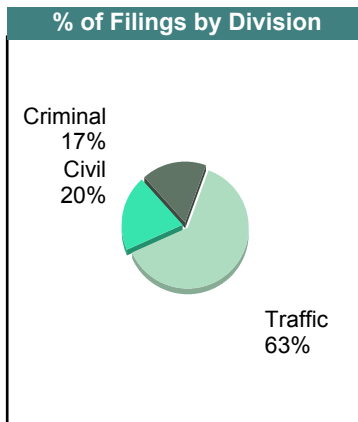
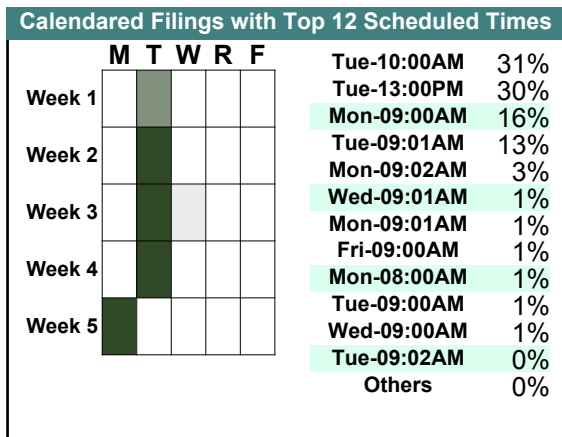
% of Filings by Division



% of Filings by Case Type (Top 10)

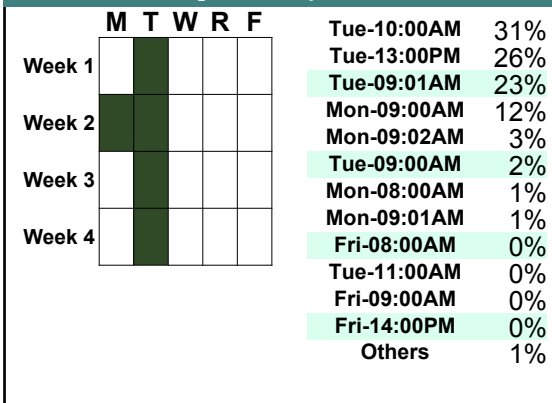


		<u>Filings</u>	<u>Hearings</u>	<u>Transactions</u>	<u>Concluded</u>	<u>Cont</u>
<u>Criminal</u>						
Capias	CA	6	12	12	5	7
Civil Violation	CV	1	0	1	1	-
Felony	F	22	81	81	42	39
Misdemeanor	M	44	78	92	55	37
Show Cause	SC	1	2	2	1	1
Criminal Total		74	173	188	104	84
<u>Traffic</u>						
Capias	CA	7	14	14	4	10
Civil Violation	CV	0	2	2	0	2
Felony	F	2	4	4	0	4
Infraction	I	230	190	312	267	45
Misdemeanor	M	30	102	102	51	51
Show Cause	SC	0	2	2	2	-
Traffic Total		269	314	436	324	112
<u>Civil</u>						
Abstract	AJ	1	0	1	1	-
Admin License	AL	4	0	4	4	-
Detinue	DT	1	1	1	1	-
Garnishment	GA	12	0	13	13	-
Motion for Judgment	MJ	0	1	1	1	-
Other	OT	1	0	1	1	-
Protective Order	PO	1	0	4	4	-
Unlawful Detainer	UD	19	18	24	22	2
Warrant in Debt	WD	47	38	58	39	19
Civil Total		86	58	107	86	21
Westmoreland Totals		429	545	731	514	217

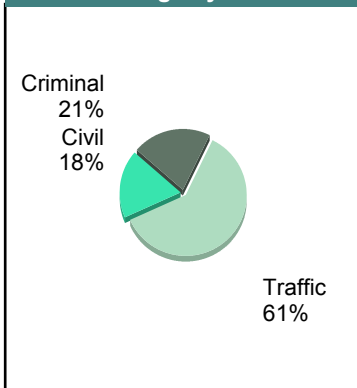


		<u>Filings</u>	<u>Hearings</u>	<u>Transactions</u>	<u>Concluded</u>	<u>Cont</u>
<u>Criminal</u>						
Capias	CA	3	11	11	3	8
Civil Violation	CV	4	1	5	4	1
Felony	F	31	65	72	20	52
Misdemeanor	M	65	125	147	75	72
Show Cause	SC	1	7	7	3	4
Criminal Total		104	209	242	105	137
<u>Traffic</u>						
Capias	CA	7	17	17	4	13
Civil Violation	CV	2	3	3	1	2
Felony	F	1	5	5	0	5
Infraction	I	235	240	339	248	91
Misdemeanor	M	57	149	150	58	92
Show Cause	SC	1	6	6	2	4
Traffic Total		303	420	520	313	207
<u>Civil</u>						
Admin License	AL	4	0	4	4	-
Garnishment	GA	18	1	19	18	1
Impoundment	IM	2	0	2	2	-
Interrogatory	IN	2	5	5	0	5
Protective Order	PO	1	1	3	2	1
Show Cause	SC	2	1	2	1	1
Unlawful Detainer	UD	22	30	34	29	5
Warrant in Debt	WD	38	27	42	30	12
Civil Total		89	65	111	86	25
Westmoreland Totals		496	694	873	504	369

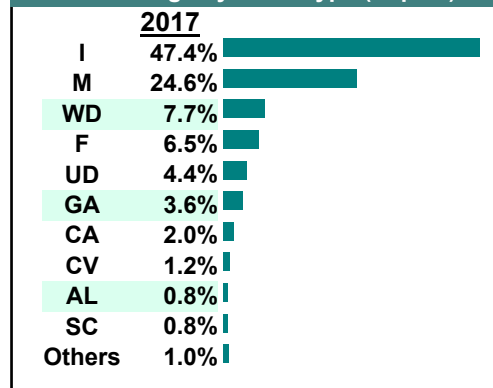
Calendared Filings with Top 12 Scheduled Times



% of Filings by Division

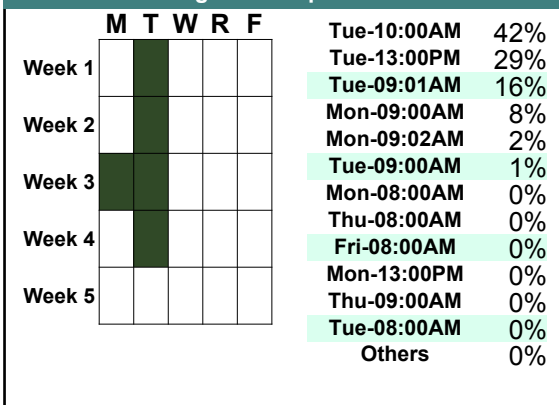


% of Filings by Case Type (Top 10)

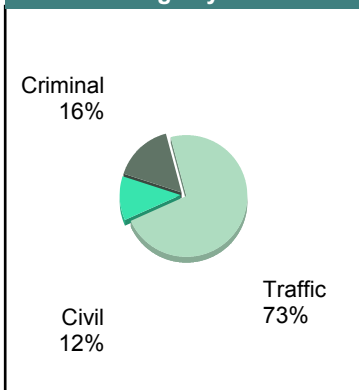


		<u>Filings</u>	<u>Hearings</u>	<u>Transactions</u>	<u>Concluded</u>	<u>Cont</u>
<u>Criminal</u>						
Capias	CA	5	6	6	2	4
Civil Violation	CV	4	2	4	3	1
Felony	F	32	54	57	19	38
Misdemeanor	M	54	99	115	53	62
Show Cause	SC	3	3	3	0	3
Criminal Total		98	164	185	77	108
<u>Traffic</u>						
Capias	CA	3	5	5	2	3
Civil Violation	CV	1	2	2	0	2
Felony	F	1	3	3	0	3
Infraction	I	388	279	461	379	82
Misdemeanor	M	54	104	106	51	55
Show Cause	SC	3	4	4	2	2
Traffic Total		450	397	581	434	147
<u>Civil</u>						
Admin License	AL	5	0	5	5	-
Detinue	DT	0	1	2	2	-
Garnishment	GA	12	1	12	11	1
Impoundment	IM	2	0	2	2	-
Other	OT	1	0	1	1	-
Protective Order	PO	3	4	8	5	3
Unlawful Detainer	UD	23	24	28	14	14
Warrant in Debt	WD	26	25	32	24	8
Civil Total		72	55	90	64	26
Westmoreland Totals		620	616	856	575	281

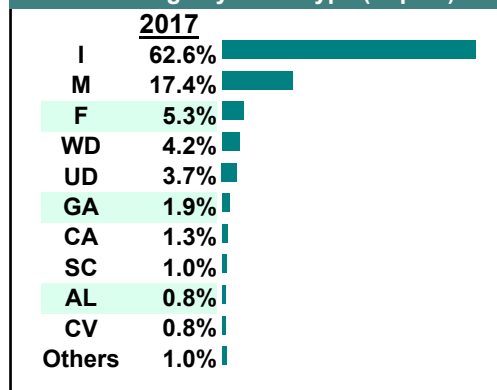
Calendared Filings with Top 12 Scheduled Times



% of Filings by Division



% of Filings by Case Type (Top 10)



CASELOAD STATISTICS OF THE GENERAL DISTRICT COURTS

July 2017

Westmoreland

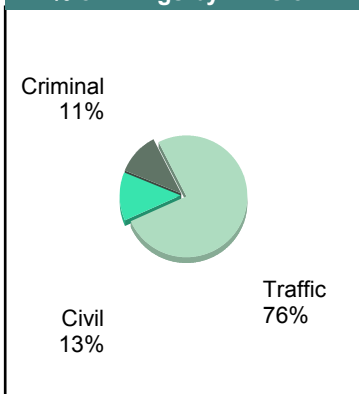
District: 15

		<u>Filings</u>	<u>Hearings</u>	<u>Transactions</u>	<u>Concluded</u>	<u>Cont</u>
<u>Criminal</u>						
Capias	CA	5	12	12	7	5
Civil Violation	CV	1	1	2	1	1
Felony	F	16	38	41	25	16
Misdemeanor	M	66	102	116	45	71
Show Cause	SC	0	3	3	2	1
Criminal Total		88	156	174	80	94
<u>Traffic</u>						
Capias	CA	1	5	5	3	2
Civil Violation	CV	0	3	3	3	-
Felony	F	2	2	2	0	2
Infraction	I	504	352	573	480	93
Misdemeanor	M	73	146	146	64	82
Show Cause	SC	1	2	2	1	1
Traffic Total		581	510	731	551	180
<u>Civil</u>						
Admin License	AL	5	0	5	5	-
Detinue	DT	0	1	1	1	-
Garnishment	GA	8	1	9	8	1
Impoundment	IM	4	0	4	4	-
Other	OT	1	0	1	1	-
Protective Order	PO	3	4	4	1	3
Show Cause	SC	2	0	2	2	-
Unlawful Detainer	UD	26	22	29	26	3
Warrant in Debt	WD	49	43	58	45	13
Civil Total		98	71	113	93	20
Westmoreland Totals		767	737	1,018	724	294


Calendared Filings with Top 12 Scheduled Times

	M	T	W	R		
Week 1					Tue-13:00PM	35%
Week 2					Tue-10:00AM	33%
Week 3					Tue-09:01AM	19%
Week 4					Mon-09:00AM	10%
					Mon-09:02AM	1%
					Tue-09:00AM	1%
					Mon-08:00AM	1%
					Wed-08:00AM	0%
					Mon-09:01AM	0%
					Mon-09:03AM	0%
					Mon-11:00AM	0%
					Thu-08:00AM	0%
					Others	1%

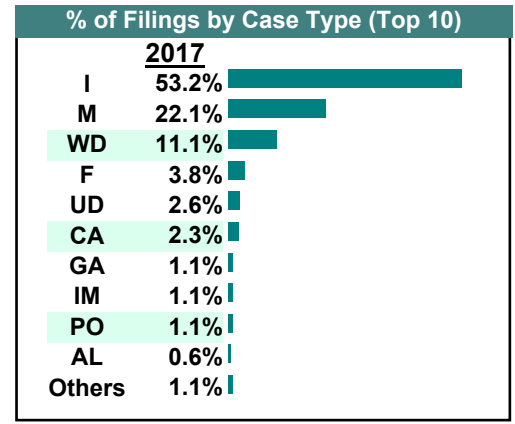
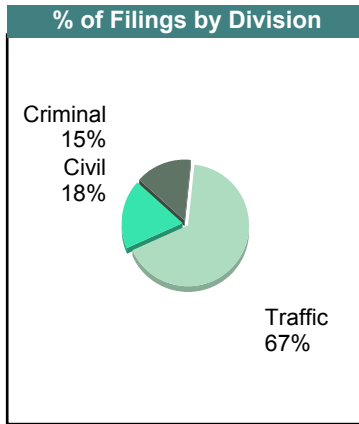
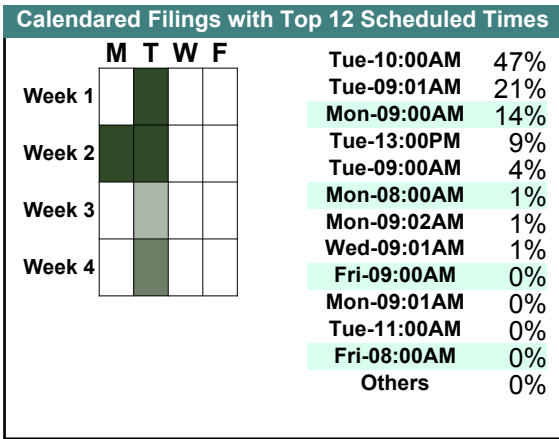
% of Filings by Division



% of Filings by Case Type (Top 10)



		Filings	Hearings	Transactions	Concluded	Cont
<u>Criminal</u>						
Capias	CA	5	13	13	5	8
Civil Violation	CV	0	1	1	1	-
Felony	F	18	47	47	17	30
Misdemeanor	M	48	91	99	30	69
Show Cause	SC	0	3	3	1	2
Criminal Total		71	155	163	54	109
<u>Traffic</u>						
Capias	CA	6	11	11	7	4
Civil Violation	CV	1	3	3	1	2
Felony	F	0	2	2	2	-
Infraction	I	250	192	313	245	68
Misdemeanor	M	56	120	124	53	71
Show Cause	SC	0	5	5	3	2
Traffic Total		313	333	458	311	147
<u>Civil</u>						
Admin License	AL	3	0	3	3	-
Detinue	DT	1	2	2	0	2
Garnishment	GA	5	1	6	5	1
Impoundment	IM	5	0	5	5	-
Interrogatory	IN	2	3	4	1	3
Motion for Judgment	MJ	1	1	1	0	1
Protective Order	PO	5	7	9	2	7
Unlawful Detainer	UD	12	11	15	10	5
Warrant in Debt	WD	52	32	62	51	11
Civil Total		86	57	107	77	30
Westmoreland Totals		470	545	728	442	286



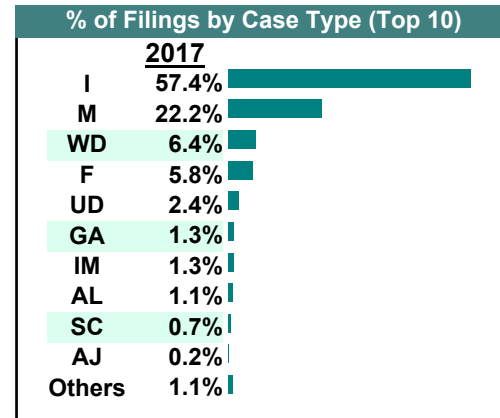
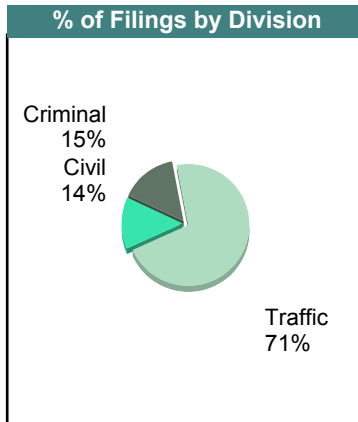
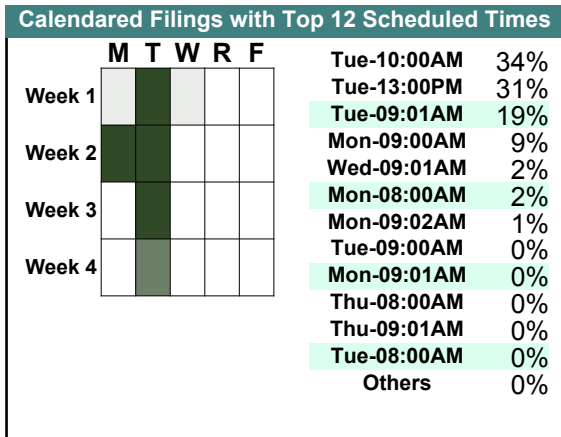
CASELOAD STATISTICS OF THE GENERAL DISTRICT COURTS

May 2017

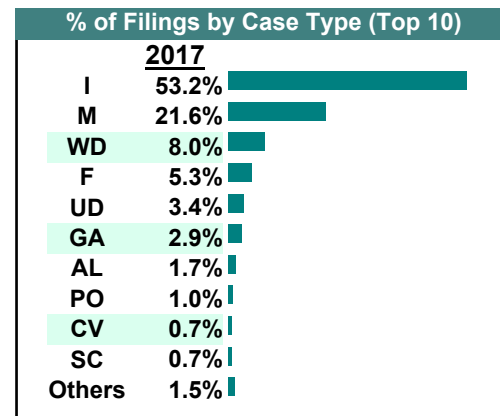
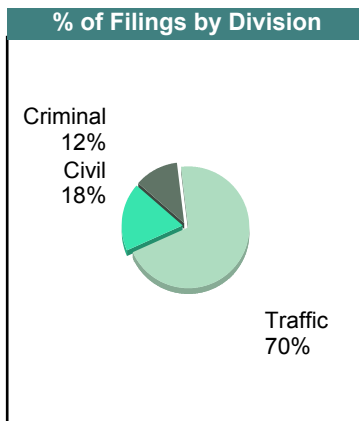
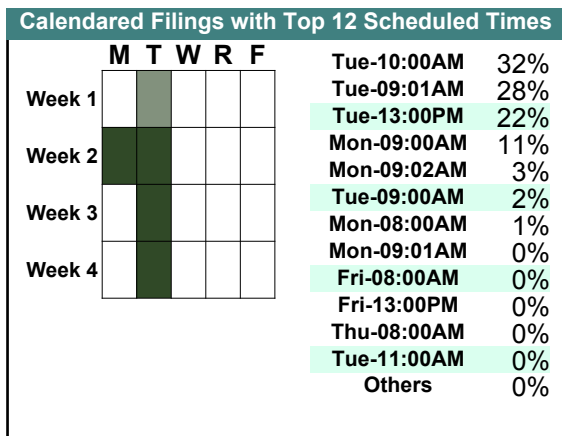
Westmoreland

District: 15

		<u>Filings</u>	<u>Hearings</u>	<u>Transactions</u>	<u>Concluded</u>	<u>Cont</u>
<u>Criminal</u>						
Capias	CA	0	3	3	0	3
Civil Violation	CV	1	1	1	0	1
Felony	F	26	55	55	17	38
Misdemeanor	M	39	84	89	46	42
Show Cause	SC	2	4	4	0	4
Criminal Total		68	147	152	63	88
<u>Traffic</u>						
Capias	CA	1	4	4	2	2
Civil Violation	CV	0	2	2	2	-
Felony	F	0	1	1	1	-
Infraction	I	259	186	299	253	46
Misdemeanor	M	61	128	128	78	50
Show Cause	SC	1	2	2	1	1
Traffic Total		322	323	436	337	99
<u>Civil</u>						
Abstract	AJ	1	0	1	1	-
Admin License	AL	5	0	5	5	-
Detinue	DT	1	1	1	0	1
Garnishment	GA	6	1	6	5	1
Impoundment	IM	6	2	6	4	-
Interrogatory	IN	1	0	1	1	-
Protective Order	PO	1	1	1	0	1
Unlawful Detainer	UD	11	10	17	17	-
Warrant in Debt	WD	29	32	44	37	7
Civil Total		61	47	82	70	10
Westmoreland Totals		451	517	670	470	197

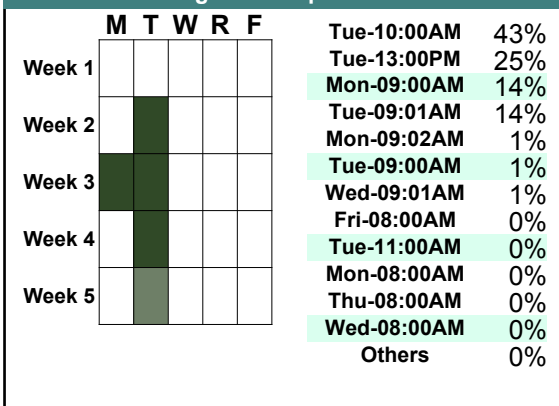


		Filings	Hearings	Transactions	Concluded	Cont
<u>Criminal</u>						
Capias	CA	0	6	6	3	3
Civil Violation	CV	1	2	2	0	2
Felony	F	19	50	51	17	34
Misdemeanor	M	28	66	67	24	43
Show Cause	SC	0	3	3	3	-
Criminal Total		48	127	129	47	82
<u>Traffic</u>						
Capias	CA	2	7	7	2	5
Civil Violation	CV	2	4	4	1	3
Felony	F	3	3	3	0	3
Infraction	I	219	186	294	229	65
Misdemeanor	M	61	118	118	33	85
Show Cause	SC	3	6	6	2	4
Traffic Total		290	324	432	267	165
<u>Civil</u>						
Admin License	AL	7	4	7	3	-
Detinue	DT	0	1	1	0	1
Garnishment	GA	12	0	12	12	-
Impoundment	IM	2	0	2	2	-
Interrogatory	IN	2	2	2	0	2
Protective Order	PO	4	5	6	2	4
Unlawful Detainer	UD	14	17	20	14	6
Warrant in Debt	WD	33	28	39	29	10
Civil Total		74	57	89	62	23
Westmoreland Totals		412	508	650	376	270

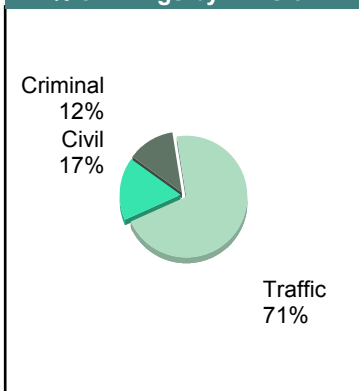


		<u>Filings</u>	<u>Hearings</u>	<u>Transactions</u>	<u>Concluded</u>	<u>Cont</u>
<u>Criminal</u>						
Capias	CA	4	7	7	1	6
Felony	F	15	29	29	4	25
Misdemeanor	M	33	83	88	36	52
Show Cause	SC	1	4	4	2	2
Criminal Total		53	123	128	43	85
<u>Traffic</u>						
Capias	CA	3	5	5	2	3
Civil Violation	CV	0	2	2	0	2
Felony	F	0	2	2	2	-
Infraction	I	262	199	326	251	74
Misdemeanor	M	39	116	117	54	63
Show Cause	SC	1	2	2	1	1
Traffic Total		305	326	454	310	143
<u>Civil</u>						
Admin License	AL	3	0	3	3	-
Detinue	DT	0	1	1	0	1
Garnishment	GA	5	0	5	5	-
Impoundment	IM	3	1	3	2	-
Other	OT	1	0	1	1	-
Protective Order	PO	1	2	3	2	1
Unlawful Detainer	UD	20	17	25	18	7
Warrant in Debt	WD	39	35	47	37	10
Civil Total		72	56	88	68	19
Westmoreland Totals		430	505	670	421	247

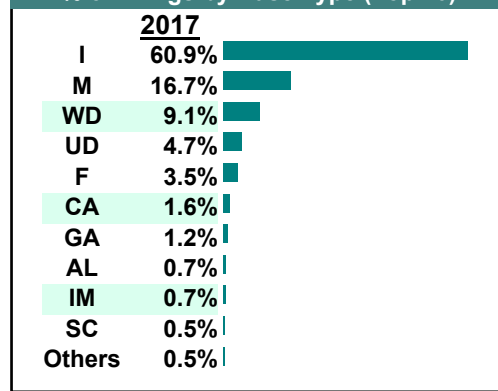
Calendared Filings with Top 12 Scheduled Times



% of Filings by Division



% of Filings by Case Type (Top 10)



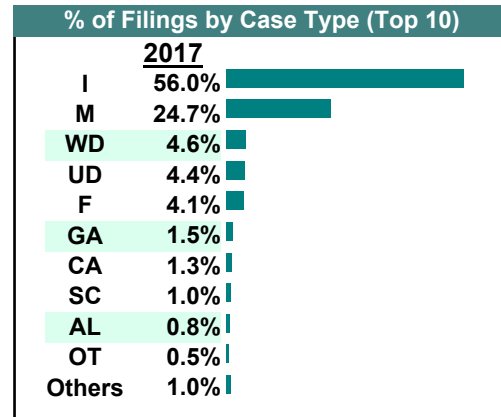
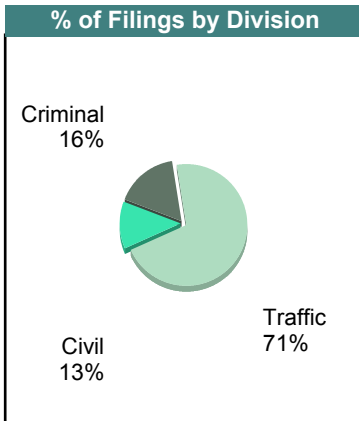
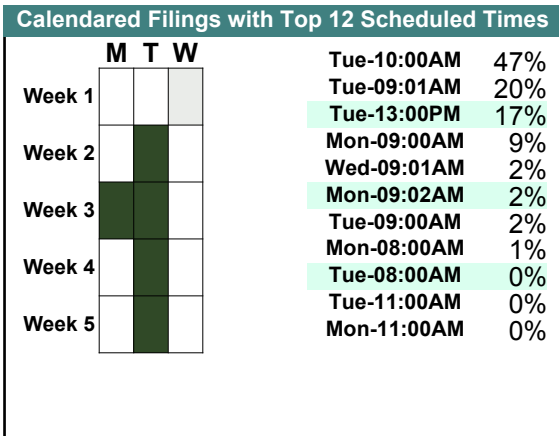
CASELOAD STATISTICS OF THE GENERAL DISTRICT COURTS

February 2017

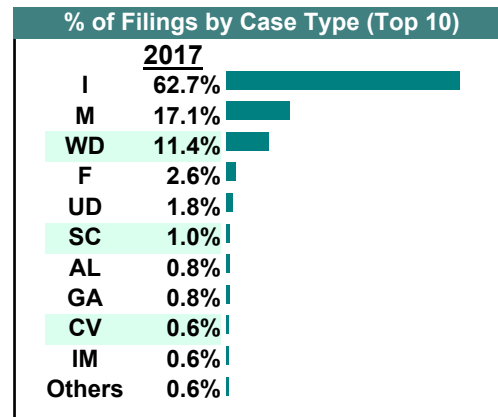
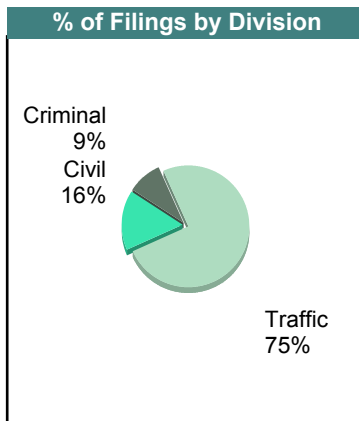
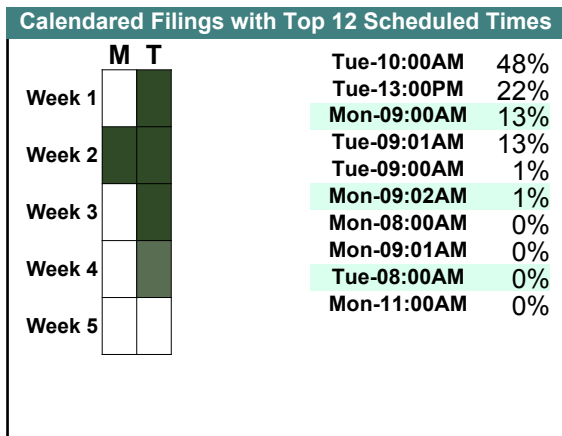
Westmoreland

District: 15

		<u>Filings</u>	<u>Hearings</u>	<u>Transactions</u>	<u>Concluded</u>	<u>Cont</u>
<u>Criminal</u>						
Capias	CA	2	6	6	1	5
Felony	F	15	37	37	9	28
Misdemeanor	M	44	73	78	23	55
Show Cause	SC	3	6	6	2	4
Criminal Total		64	122	127	35	92
<u>Traffic</u>						
Capias	CA	3	6	6	1	5
Civil Violation	CV	1	2	2	0	2
Felony	F	1	1	1	0	1
Infraction	I	218	212	313	234	79
Misdemeanor	M	52	128	128	48	80
Show Cause	SC	1	3	3	1	2
Traffic Total		276	352	453	284	169
<u>Civil</u>						
Admin License	AL	3	0	3	3	-
Detinue	DT	1	1	1	0	1
Garnishment	GA	6	0	6	6	-
Other	OT	2	0	2	2	-
Protective Order	PO	2	1	2	1	1
Unlawful Detainer	UD	17	19	24	17	7
Warrant in Debt	WD	18	22	36	27	9
Civil Total		49	43	74	56	18
Westmoreland Totals		389	517	654	375	279



		<u>Filings</u>	<u>Hearings</u>	<u>Transactions</u>	<u>Concluded</u>	<u>Cont</u>
<u>Criminal</u>						
Capias	CA	1	2	2	1	1
Civil Violation	CV	2	3	3	2	1
Felony	F	13	43	43	28	15
Misdemeanor	M	26	73	79	50	29
Show Cause	SC	3	3	3	0	3
Criminal Total		45	124	130	81	49
<u>Traffic</u>						
Capias	CA	0	2	2	1	1
Civil Violation	CV	1	3	3	1	2
Felony	F	0	3	3	3	-
Infraction	I	312	243	368	305	63
Misdemeanor	M	59	121	121	61	60
Show Cause	SC	2	2	2	1	1
Traffic Total		374	374	499	372	127
<u>Civil</u>						
Admin License	AL	4	0	4	4	-
Garnishment	GA	4	0	6	6	-
Impoundment	IM	3	0	3	3	-
Interrogatory	IN	1	0	1	1	-
Protective Order	PO	1	1	1	0	1
Unlawful Detainer	UD	9	14	16	10	6
Warrant in Debt	WD	57	50	64	50	14
Civil Total		79	65	95	74	21
Westmoreland Totals		498	563	724	527	197



Filings by Court & Division

	Caroline	Essex	Frederick sburg	Hanover	King George	Lancaster	Northum berland	Richmond County	Spotsylva nia	Stafford	Westmore land	Total		
C	Misdemeanor	1,556 10%	428 3%	1,793 12%	2,685 17%	617 4%	345 2%	464 3%	288 2%	3,064 20%	3,782 24%	532 3%	15,554	
	Felony	477 6%	233 3%	965 13%	1,371 18%	336 4%	81 1%	128 2%	73 1%	1,901 25%	1,744 23%	257 3%	7,566	
	Capias	95 5%	49 3%	188 10%	490 27%	83 5%	27 1%	46 2%	2 0%	361 20%	466 25%	35 2%	1,842	
	Show Cause	55 6%	23 3%	119 14%	197 23%	51 6%	16 2%	35 4%	31 4%	97 11%	208 24%	21 2%	853	
	Civil Violation	31 8%	12 3%	41 10%	60 15%	43 11%	13 3%	28 7%	12 3%	90 23%	55 14%	14 4%	399	
	Motion	- 0%	1 8%	2 15%	- 0%	4 31%	1 8%	- 0%	- 0%	- 0%	5 38%	- 0%	- 0%	13
	Other	- 0%	- 0%	- 0%	- 0%	3 100%	- 0%	- 0%	- 0%	- 0%	- 0%	- 0%	- 0%	3
	Restricted O/L	- 0%	- 0%	1 100%	- 0%	- 0%	- 0%	- 0%	- 0%	- 0%	- 0%	- 0%	- 0%	1
	Total	2,214 8%	746 3%	3,109 12%	4,803 18%	1,137 4%	483 2%	701 3%	406 2%	5,513 21%	6,260 24%	859 3%	26,231	
T	Infraction	11,784 17%	5,070 7%	3,534 5%	11,961 17%	5,619 8%	1,221 2%	1,196 2%	2,229 3%	11,283 16%	13,572 19%	3,200 5%	70,669	
	Misdemeanor	2,155 10%	616 3%	870 4%	7,895 37%	919 4%	259 1%	236 1%	372 2%	3,307 15%	4,116 19%	617 3%	21,362	
	Capias	97 10%	17 2%	51 5%	340 36%	29 3%	15 2%	10 1%	- 0%	151 16%	204 21%	42 4%	956	
	Felony	28 11%	14 5%	6 2%	75 28%	12 5%	2 1%	6 2%	4 2%	60 23%	49 18%	10 4%	266	
	Show Cause	10 4%	3 1%	24 9%	16 6%	12 5%	18 7%	8 3%	68 27%	20 8%	60 24%	16 6%	255	
	Restricted O/L	- 0%	- 0%	2 2%	104 95%	1 1%	1 1%	- 0%	2 2%	- 0%	- 0%	- 0%	- 0%	110
	Civil Violation	2 5%	2 5%	1 2%	7 17%	1 2%	6 14%	1 2%	6 14%	1 2%	6 14%	9 21%	42	
	Motion	- 0%	1 14%	1 14%	- 0%	- 0%	3 43%	1 14%	- 0%	- 0%	1 14%	- 0%	- 0%	7
	Other	- 0%	- 0%	- 0%	- 0%	- 0%	- 0%	- 0%	- 0%	1 100%	- 0%	- 0%	- 0%	1
	Total	14,076 15%	5,723 6%	4,489 5%	20,398 22%	6,593 7%	1,525 2%	1,458 2%	2,681 3%	14,823 16%	18,008 19%	3,894 4%	93,668	
V	Warrant in Debt	712 3%	241 1%	12,855 48%	2,658 10%	381 1%	246 1%	179 1%	766 3%	3,960 15%	4,298 16%	459 2%	26,755	
	Garnishment	240 3%	139 1%	4,041 43%	1,247 13%	137 1%	106 1%	53 1%	37 0%	1,650 18%	1,624 17%	111 1%	9,385	
	Unlawful Detainer	224 4%	136 2%	1,163 20%	814 14%	224 4%	79 1%	36 1%	32 1%	1,248 21%	1,790 30%	216 4%	5,962	
	Interrogatory	37 2%	7 0%	1,031 66%	86 5%	11 1%	7 0%	5 0%	4 0%	188 12%	182 12%	9 1%	1,567	

	Caroline	Essex	Frederick sburg	Hanover	King George	Lancaster	Northum berland	Richmond County	Spotsylva nia	Stafford	Westmore land	Total
V Show Cause	11	93	746	82	11	5	-	-	96	143	6	1,193
	1%	8%	63%	7%	1%	0%	0%	0%	8%	12%	1%	
Admin License	83	-	129	219	83	40	20	23	181	229	51	1,058
	8%	0%	12%	21%	8%	4%	2%	2%	17%	22%	5%	
Detinue	-	146	106	49	2	5	7	6	144	23	5	493
	0%	30%	22%	10%	0%	1%	1%	1%	29%	5%	1%	
Prelim Prot Order	56	13	38	121	25	18	9	3	95	89	-	467
	12%	3%	8%	26%	5%	4%	2%	1%	20%	19%	0%	
Other	9	212	13	39	7	2	-	2	12	17	11	324
	3%	65%	4%	12%	2%	1%	0%	1%	4%	5%	3%	
Protective Order	40	-	20	90	17	8	18	-	23	62	29	307
	13%	0%	7%	29%	6%	3%	6%	0%	7%	20%	9%	
Impoundment	33	1	33	68	7	-	-	1	32	2	32	209
	16%	0%	16%	33%	3%	0%	0%	0%	15%	1%	15%	
Abstract	8	-	3	17	5	-	-	2	41	44	3	123
	7%	0%	2%	14%	4%	0%	0%	2%	33%	36%	2%	
Bond Forfeiture	3	-	10	46	-	-	-	-	-	11	-	70
	4%	0%	14%	66%	0%	0%	0%	0%	0%	16%	0%	
Motion for Judgment	-	-	-	51	3	-	-	1	-	-	1	56
	0%	0%	0%	91%	5%	0%	0%	2%	0%	0%	2%	
Counter Claim	3	1	1	12	-	1	-	-	10	1	-	29
	10%	3%	3%	41%	0%	3%	0%	0%	34%	3%	0%	
Capias	1	3	4	-	-	-	-	-	14	6	-	28
	4%	11%	14%	0%	0%	0%	0%	0%	50%	21%	0%	
Overweight	4	1	-	3	11	-	-	1	1	3	-	24
	17%	4%	0%	13%	46%	0%	0%	4%	4%	13%	0%	
Tenants Assertion	-	-	1	4	3	-	-	-	3	11	1	23
	0%	0%	4%	17%	13%	0%	0%	0%	13%	48%	4%	
Zoning Viol	-	-	-	13	-	-	-	-	-	-	-	13
	0%	0%	0%	100%	0%	0%	0%	0%	0%	0%	0%	
Petition-Restore Arms	-	1	-	2	-	-	-	1	2	2	-	8
	0%	13%	0%	25%	0%	0%	0%	13%	25%	25%	0%	
Mechanic's Lien	-	-	-	1	-	-	-	-	-	-	-	1
	0%	0%	0%	100%	0%	0%	0%	0%	0%	0%	0%	
Third Party Claim	-	-	-	-	-	-	-	-	-	1	-	1
	0%	0%	0%	0%	0%	0%	0%	0%	0%	100%	0%	
Total	1,464	994	20,194	5,622	927	517	327	879	7,700	8,538	934	48,096
	3%	2%	42%	12%	2%	1%	1%	2%	16%	18%	2%	
Total	17,754	7,463	27,792	30,823	8,657	2,525	2,486	3,966	28,036	32,806	5,687	167,995
	11%	4%	17%	18%	5%	2%	1%	2%	17%	20%	3%	

CASELOAD STATISTICS OF THE GENERAL DISTRICT COURTS

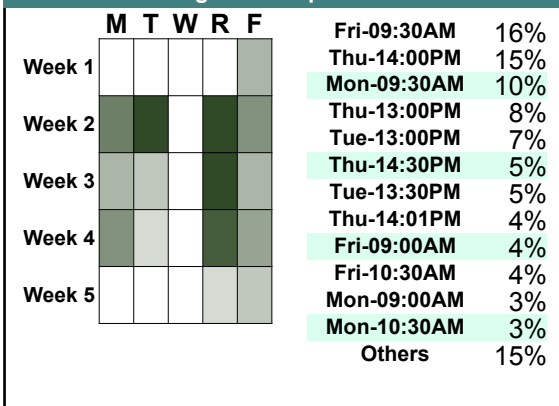
December 2017

Albemarle

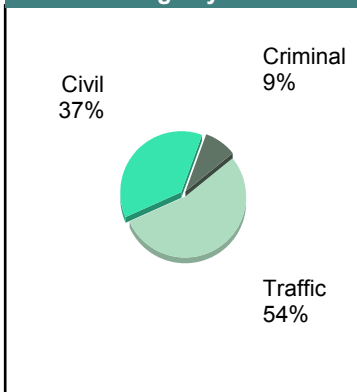
District: 16

		<u>Filings</u>	<u>Hearings</u>	<u>Transactions</u>	<u>Concluded</u>	<u>Cont</u>
<u>Criminal</u>						
Capias	CA	9	23	23	8	15
Civil Violation	CV	4	11	11	4	7
Felony	F	43	157	172	78	94
Misdemeanor	M	139	263	275	102	173
Show Cause	SC	25	41	41	24	17
Criminal Total		220	495	522	216	306
<u>Traffic</u>						
Capias	CA	6	26	26	9	17
Felony	F	2	7	11	8	3
Infraction	I	1,180	693	1,362	1,175	187
Misdemeanor	M	168	312	313	171	142
Show Cause	SC	1	3	3	2	1
Traffic Total		1,357	1,041	1,715	1,365	350
<u>Civil</u>						
Abstract	AJ	7	0	7	7	-
Admin License	AL	11	0	11	11	-
Counter Claim	CC	1	1	1	0	1
Detinue	DT	11	12	16	6	10
Garnishment	GA	248	15	257	242	14
Interrogatory	IN	5	18	34	16	18
Other	OT	0	1	1	0	-
Protective Order	PO	1	0	1	1	-
Prelim Prot Order	PP	6	7	11	4	6
Unlawful Detainer	UD	78	65	98	79	19
Warrant in Debt	WD	562	481	663	561	101
Civil Total		930	600	1,100	927	169
Albemarle Totals		2,507	2,136	3,337	2,508	825

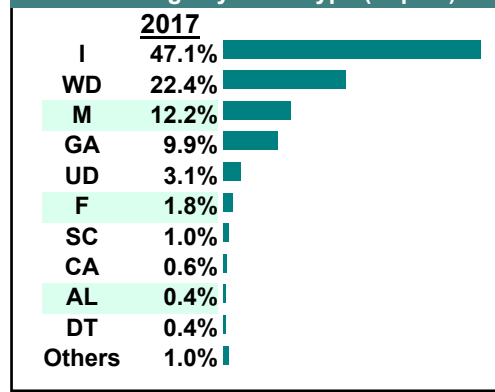
Calendared Filings with Top 12 Scheduled Times



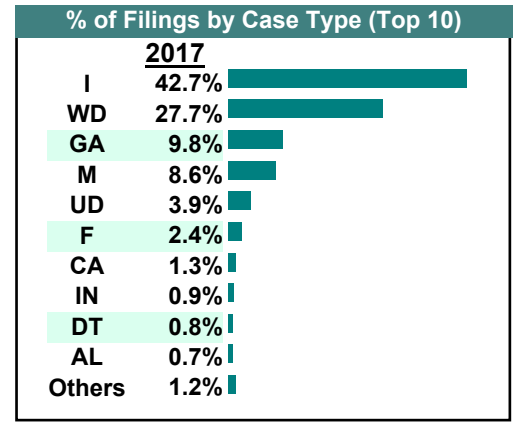
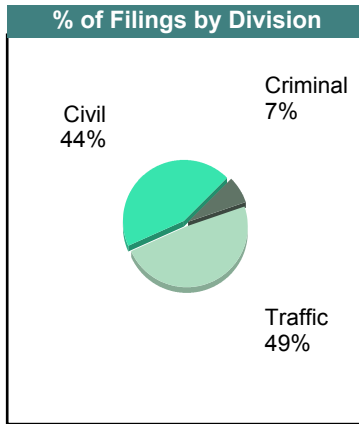
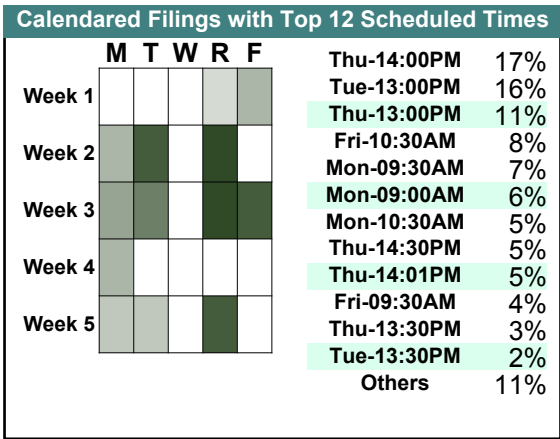
% of Filings by Division



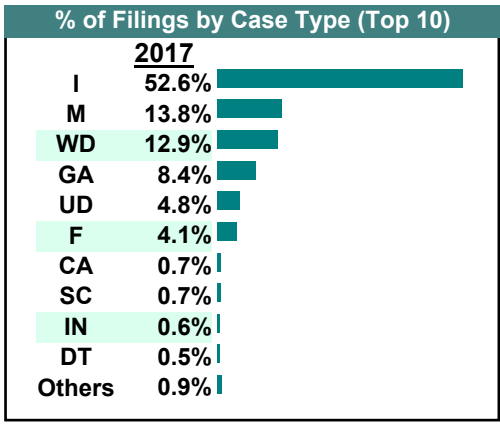
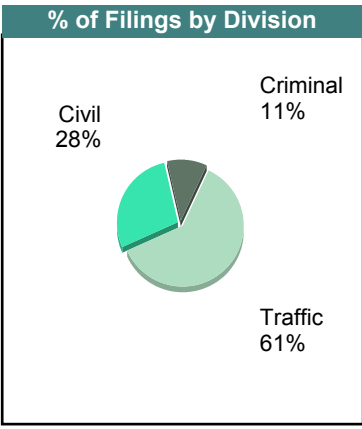
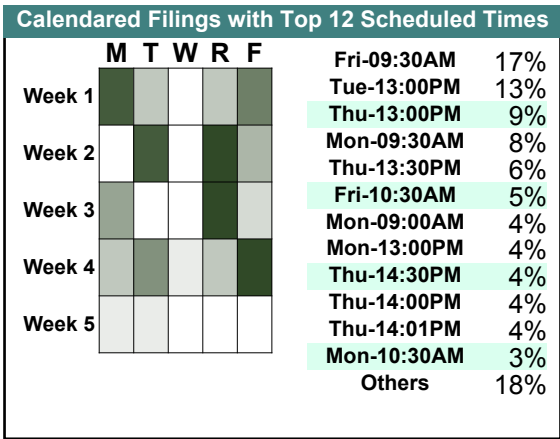
% of Filings by Case Type (Top 10)



		<u>Filings</u>	<u>Hearings</u>	<u>Transactions</u>	<u>Concluded</u>	<u>Cont</u>
<u>Criminal</u>						
Capias	CA	12	21	21	8	13
Civil Violation	CV	2	5	5	1	4
Felony	F	49	171	202	80	122
Misdemeanor	M	74	215	215	99	116
Show Cause	SC	15	30	30	15	15
Criminal Total		152	442	473	203	270
<u>Traffic</u>						
Capias	CA	15	24	24	5	19
Felony	F	3	10	10	4	6
Infraction	I	911	461	1,013	893	120
Misdemeanor	M	109	230	231	113	118
Show Cause	SC	0	3	3	1	2
Traffic Total		1,038	728	1,281	1,016	265
<u>Civil</u>						
Abstract	AJ	2	1	2	2	-
Admin License	AL	15	3	16	13	1
Detinue	DT	16	13	17	12	5
Garnishment	GA	209	6	214	208	6
Interrogatory	IN	19	22	27	5	22
Other	OT	1	3	6	3	3
Protective Order	PO	1	0	1	1	-
Prelim Prot Order	PP	5	8	11	3	8
Unlawful Detainer	UD	84	56	100	80	20
Warrant in Debt	WD	590	514	707	568	139
Civil Total		942	626	1,101	895	204
Albemarle Totals		2,132	1,796	2,855	2,114	739

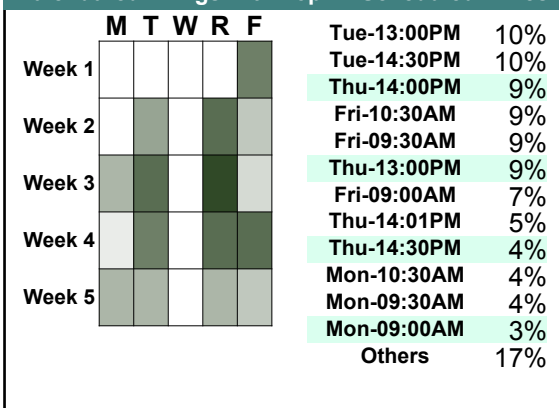


		<u>Filings</u>	<u>Hearings</u>	<u>Transactions</u>	<u>Concluded</u>	<u>Cont</u>
<u>Criminal</u>						
Capias	CA	9	26	26	18	8
Civil Violation	CV	4	8	8	4	4
Felony	F	79	197	215	61	154
Misdemeanor	M	125	318	332	151	181
Show Cause	SC	12	29	29	15	14
Criminal Total		229	578	610	249	361
<u>Traffic</u>						
Capias	CA	6	15	15	5	10
Felony	F	8	12	14	4	10
Infraction	I	1,124	650	1,285	1,091	194
Misdemeanor	M	171	355	356	186	170
Show Cause	SC	3	6	6	2	4
Traffic Total		1,312	1,038	1,676	1,288	388
<u>Civil</u>						
Admin License	AL	9	2	9	7	1
Detinue	DT	11	10	11	6	5
Garnishment	GA	179	5	190	185	5
Interrogatory	IN	13	16	28	12	16
Other	OT	0	1	8	8	-
Protective Order	PO	2	0	2	2	-
Prelim Prot Order	PP	5	7	11	4	7
Tenants Assertion	TA	0	1	1	1	-
Unlawful Detainer	UD	102	72	127	102	25
Warrant in Debt	WD	276	299	385	276	109
Civil Total		597	413	772	603	168
Albemarle Totals		2,138	2,029	3,058	2,140	917

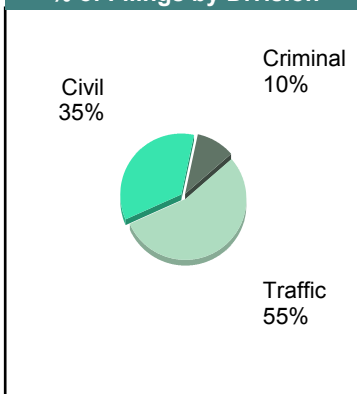


		<u>Filings</u>	<u>Hearings</u>	<u>Transactions</u>	<u>Concluded</u>	<u>Cont</u>
<u>Criminal</u>						
Capias	CA	9	27	27	11	16
Civil Violation	CV	4	6	6	1	5
Felony	F	69	179	196	68	128
Misdemeanor	M	159	351	365	139	226
Show Cause	SC	14	26	26	7	19
Criminal Total		255	589	620	226	394
<u>Traffic</u>						
Capias	CA	6	16	16	9	7
Felony	F	5	12	12	4	8
Infraction	I	1,156	644	1,325	1,161	164
Misdemeanor	M	205	352	354	164	190
Show Cause	SC	1	5	5	3	2
Traffic Total		1,373	1,029	1,712	1,341	371
<u>Civil</u>						
Abstract	AJ	2	0	2	2	-
Admin License	AL	9	0	9	9	-
Detinue	DT	0	0	2	2	-
Garnishment	GA	256	13	265	252	13
Interrogatory	IN	7	9	14	5	9
Other	OT	15	18	28	20	8
Protective Order	PO	4	0	4	4	-
Prelim Prot Order	PP	7	6	14	8	6
Show Cause	SC	1	0	1	1	-
Tenants Assertion	TA	0	1	1	0	1
Unlawful Detainer	UD	108	75	132	101	31
Warrant in Debt	WD	468	407	574	461	113
Zoning Viol	ZO	0	1	1	1	-
Civil Total		877	530	1,047	866	181
Albemarle Totals		2,505	2,148	3,379	2,433	946

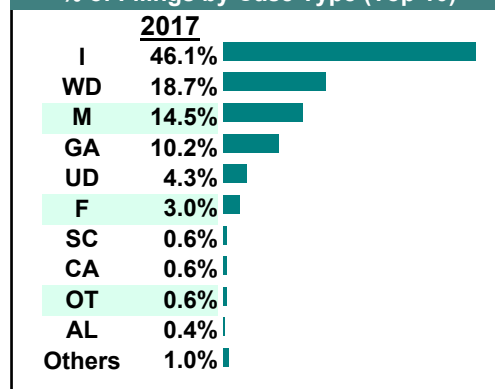
Calendared Filings with Top 12 Scheduled Times



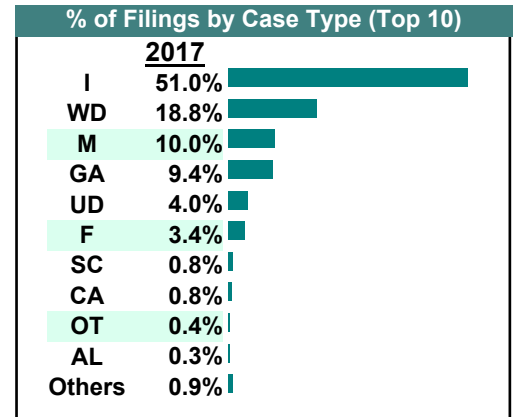
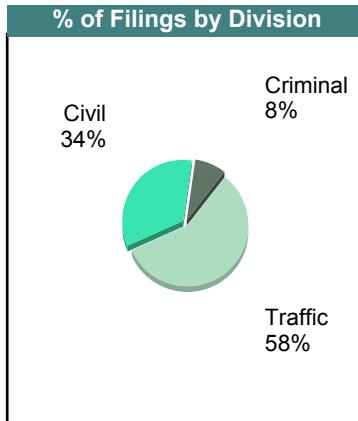
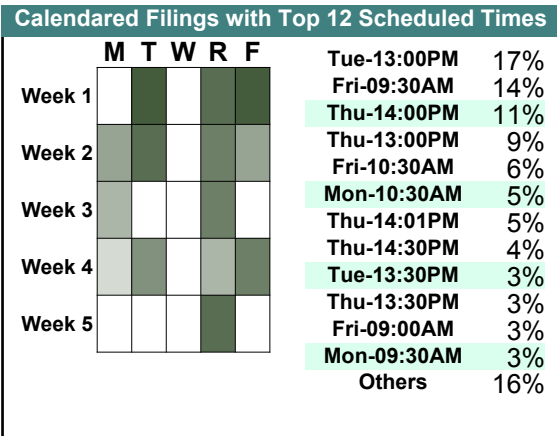
% of Filings by Division



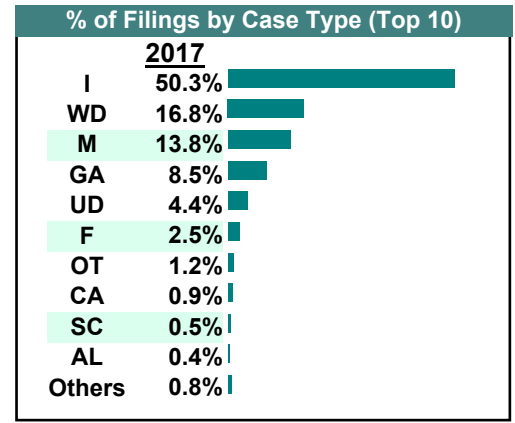
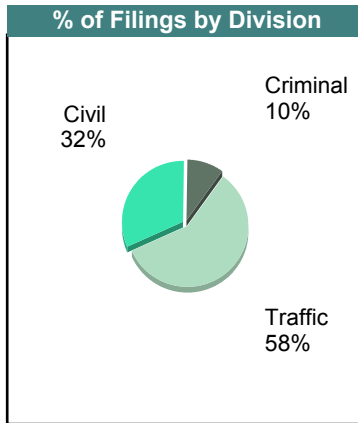
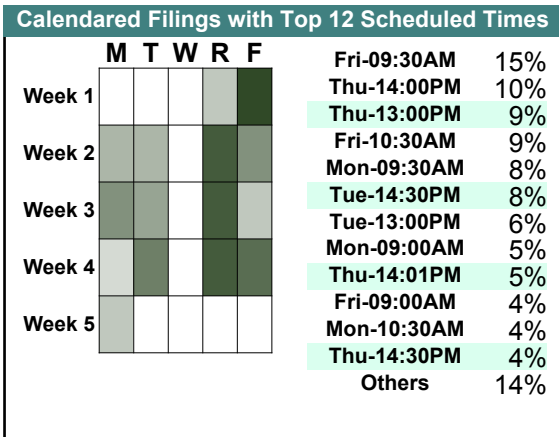
% of Filings by Case Type (Top 10)



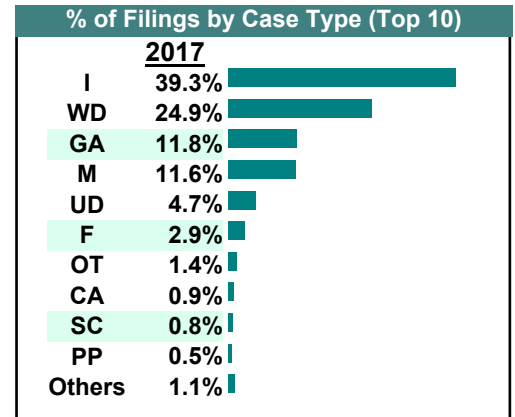
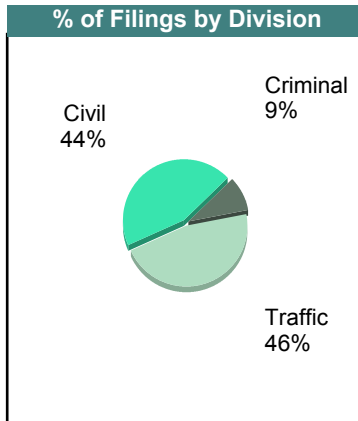
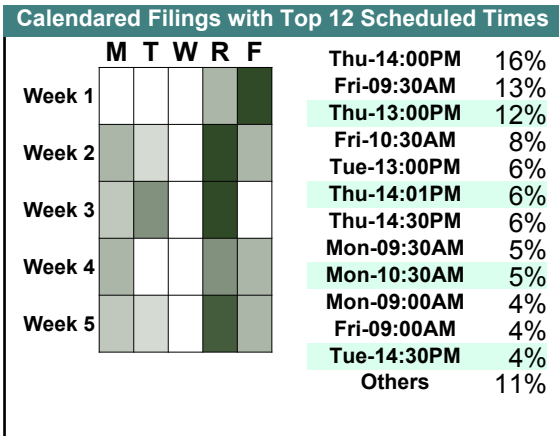
		<u>Filings</u>	<u>Hearings</u>	<u>Transactions</u>	<u>Concluded</u>	<u>Cont</u>
<u>Criminal</u>						
Capias	CA	13	37	37	20	16
Civil Violation	CV	2	4	4	2	2
Felony	F	96	174	189	50	139
Misdemeanor	M	111	276	287	126	161
Show Cause	SC	20	33	33	23	10
Criminal Total		242	524	550	221	328
<u>Traffic</u>						
Capias	CA	9	25	25	13	12
Felony	F	3	4	6	2	4
Infraction	I	1,466	744	1,624	1,463	161
Misdemeanor	M	176	331	331	200	130
Show Cause	SC	4	5	5	0	5
Traffic Total		1,658	1,109	1,991	1,678	312
<u>Civil</u>						
Abstract	AJ	6	0	6	6	-
Admin License	AL	10	0	10	10	-
Detinue	DT	3	2	3	1	2
Garnishment	GA	271	22	297	275	17
Interrogatory	IN	9	12	19	7	12
Other	OT	11	18	23	15	8
Prelim Prot Order	PP	6	7	13	6	7
Show Cause	SC	0	1	1	1	-
Tenants Assertion	TA	1	2	3	1	2
Unlawful Detainer	UD	116	86	131	116	15
Warrant in Debt	WD	539	497	668	549	119
Zoning Viol	ZO	0	1	1	0	1
Civil Total		972	648	1,175	987	183
Albemarle Totals		2,872	2,281	3,716	2,886	823



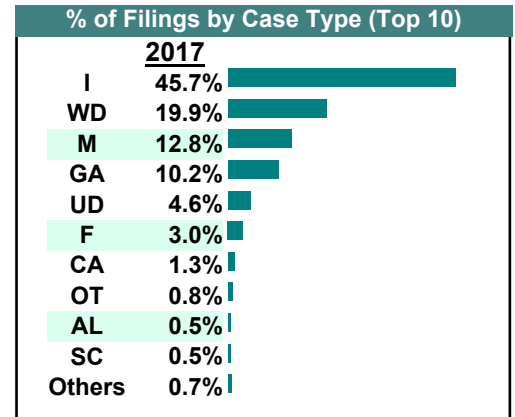
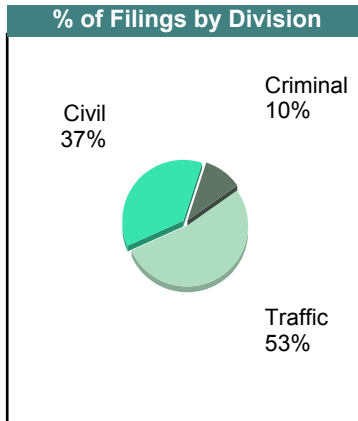
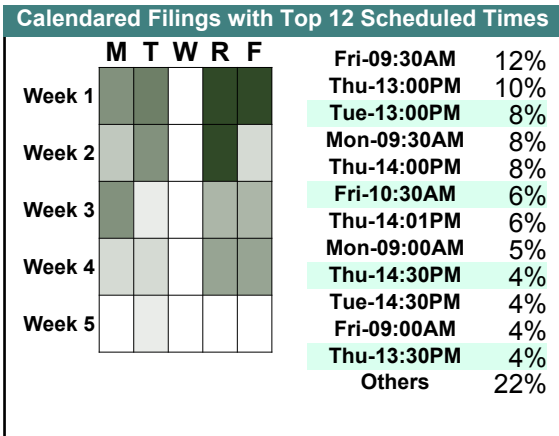
		<u>Filings</u>	<u>Hearings</u>	<u>Transactions</u>	<u>Concluded</u>	<u>Cont</u>
<u>Criminal</u>						
Capias	CA	13	26	26	7	19
Civil Violation	CV	2	3	3	1	2
Felony	F	57	155	182	63	119
Misdemeanor	M	150	282	305	127	178
Show Cause	SC	9	24	24	11	13
Criminal Total		231	490	540	209	331
<u>Traffic</u>						
Capias	CA	9	16	16	9	7
Felony	F	3	10	12	7	5
Infraction	I	1,213	625	1,406	1,231	175
Misdemeanor	M	182	304	305	141	164
Show Cause	SC	1	3	3	2	1
Traffic Total		1,408	958	1,742	1,390	352
<u>Civil</u>						
Abstract	AJ	2	0	2	2	-
Admin License	AL	9	0	9	9	-
Detinue	DT	2	3	3	3	-
Garnishment	GA	206	22	224	202	22
Interrogatory	IN	3	4	8	4	4
Other	OT	28	22	32	22	10
Protective Order	PO	3	0	3	3	-
Prelim Prot Order	PP	5	7	16	9	7
Show Cause	SC	1	1	1	0	1
Tenants Assertion	TA	1	1	2	1	1
Unlawful Detainer	UD	105	77	126	113	13
Warrant in Debt	WD	406	352	516	410	106
Zoning Viol	ZO	2	6	6	5	1
Civil Total		773	495	948	783	165
Albemarle Totals		2,412	1,943	3,230	2,382	848



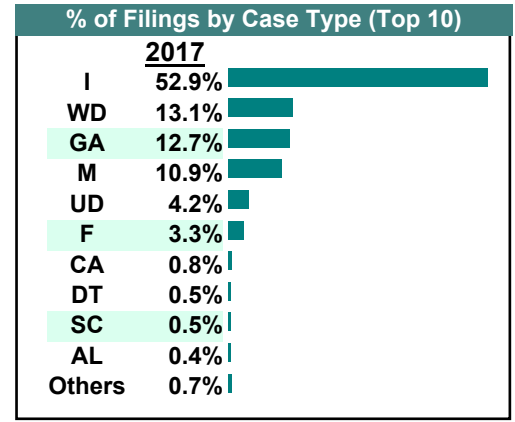
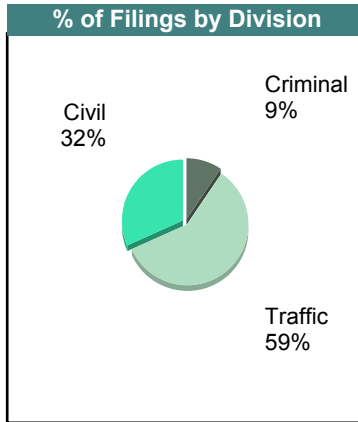
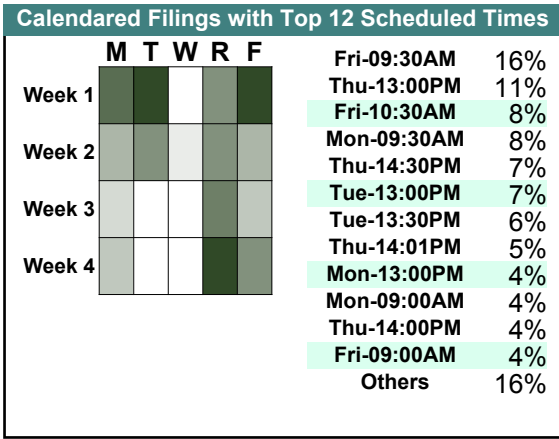
		<u>Filings</u>	<u>Hearings</u>	<u>Transactions</u>	<u>Concluded</u>	<u>Cont</u>
<u>Criminal</u>						
Capias	CA	11	29	29	18	11
Civil Violation	CV	2	6	6	3	3
Felony	F	62	134	152	43	109
Misdemeanor	M	109	265	272	121	151
Show Cause	SC	16	22	22	7	14
Criminal Total		200	456	481	192	288
<u>Traffic</u>						
Capias	CA	8	25	25	14	11
Felony	F	1	10	10	2	8
Infraction	I	868	476	1,000	839	161
Misdemeanor	M	147	307	307	170	137
Show Cause	SC	1	2	2	1	1
Traffic Total		1,025	820	1,344	1,026	318
<u>Civil</u>						
Abstract	AJ	3	0	3	3	-
Admin License	AL	9	1	9	8	-
Detinue	DT	1	2	5	5	-
Garnishment	GA	261	19	280	261	16
Interrogatory	IN	7	9	14	5	9
Other	OT	31	19	34	21	13
Prelim Prot Order	PP	12	8	16	8	8
Show Cause	SC	1	0	1	1	-
Tenants Assertion	TA	1	1	1	0	1
Unlawful Detainer	UD	104	84	135	106	29
Warrant in Debt	WD	549	519	701	589	111
Zoning Viol	ZO	2	3	4	1	3
Civil Total		981	665	1,203	1,008	190
Albemarle Totals		2,206	1,941	3,028	2,226	796



		Filings	Hearings	Transactions	Concluded	Cont
<u>Criminal</u>						
Capias	CA	19	39	39	15	24
Civil Violation	CV	1	6	6	3	3
Felony	F	63	159	180	68	112
Misdemeanor	M	146	294	310	143	167
Show Cause	SC	7	15	15	11	4
Criminal Total		236	513	550	240	310
<u>Traffic</u>						
Capias	CA	11	25	25	8	17
Felony	F	6	12	14	5	9
Infraction	I	1,041	567	1,188	1,025	163
Misdemeanor	M	146	279	279	130	149
Show Cause	SC	3	4	4	3	1
Traffic Total		1,207	887	1,510	1,171	339
<u>Civil</u>						
Abstract	AJ	2	0	2	2	-
Admin License	AL	11	0	11	11	-
Detinue	DT	0	3	5	4	1
Garnishment	GA	232	11	244	233	11
Interrogatory	IN	6	6	12	6	6
Other	OT	18	9	20	15	4
Protective Order	PO	2	0	2	2	-
Prelim Prot Order	PP	4	9	15	6	9
Show Cause	SC	1	0	1	1	-
Unlawful Detainer	UD	105	78	129	100	29
Warrant in Debt	WD	453	432	599	438	161
Zoning Viol	ZO	2	3	3	0	3
Civil Total		836	551	1,043	818	224
Albemarle Totals		2,279	1,951	3,103	2,229	873



		<u>Filings</u>	<u>Hearings</u>	<u>Transactions</u>	<u>Concluded</u>	<u>Cont</u>
<u>Criminal</u>						
Capias	CA	12	37	37	15	22
Civil Violation	CV	2	11	11	5	6
Felony	F	69	148	171	60	111
Misdemeanor	M	119	282	289	128	161
Show Cause	SC	10	28	28	14	14
Criminal Total		212	506	536	222	314
<u>Traffic</u>						
Capias	CA	5	14	14	6	8
Felony	F	4	13	16	7	9
Infraction	I	1,188	660	1,345	1,217	128
Misdemeanor	M	125	289	289	171	118
Show Cause	SC	1	3	3	2	1
Traffic Total		1,323	979	1,667	1,403	264
<u>Civil</u>						
Abstract	AJ	1	0	1	1	-
Admin License	AL	10	0	10	10	-
Detinue	DT	12	11	23	19	4
Garnishment	GA	284	16	290	274	16
Interrogatory	IN	1	6	19	13	6
Other	OT	1	1	1	0	1
Protective Order	PO	3	0	4	4	-
Prelim Prot Order	PP	7	15	23	8	15
Unlawful Detainer	UD	94	61	109	85	24
Warrant in Debt	WD	295	304	435	318	117
Zoning Viol	ZO	1	1	1	0	1
Civil Total		709	415	916	732	184
Albemarle Totals		2,244	1,900	3,119	2,357	762



CASELOAD STATISTICS OF THE GENERAL DISTRICT COURTS


March 2017

Albemarle

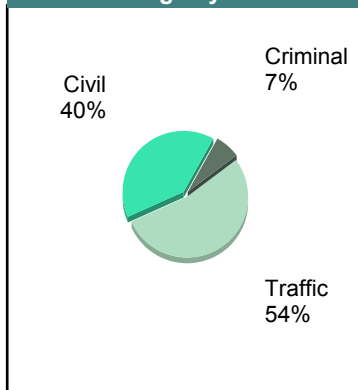
District: 16

		<u>Filings</u>	<u>Hearings</u>	<u>Transactions</u>	<u>Concluded</u>	<u>Cont</u>
<u>Criminal</u>						
Capias	CA	14	27	27	14	13
Civil Violation	CV	6	7	7	0	7
Felony	F	43	121	136	51	85
Misdemeanor	M	110	296	301	138	163
Show Cause	SC	23	32	32	15	17
Criminal Total		196	483	503	218	285
<u>Traffic</u>						
Capias	CA	11	19	19	5	14
Felony	F	4	11	11	1	10
Infraction	I	1,405	665	1,535	1,383	152
Misdemeanor	M	197	357	359	194	165
Show Cause	SC	2	4	4	2	2
Traffic Total		1,619	1,056	1,928	1,585	343
<u>Civil</u>						
Abstract	AJ	4	0	4	4	-
Admin License	AL	6	0	6	6	-
Counter Claim	CC	1	1	1	1	-
Detinue	DT	21	26	33	21	12
Garnishment	GA	245	7	254	247	7
Interrogatory	IN	12	11	21	10	10
Other	OT	6	3	8	5	3
Protective Order	PO	0	1	1	0	1
Prelim Prot Order	PP	7	7	10	3	7
Unlawful Detainer	UD	117	74	143	124	19
Warrant in Debt	WD	781	649	913	727	186
Civil Total		1,200	779	1,394	1,148	245
Albemarle Totals		3,015	2,318	3,825	2,951	873

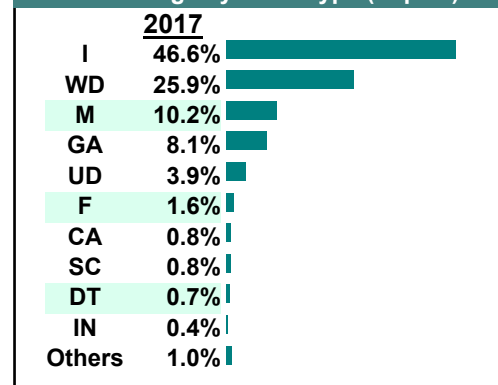
Calendared Filings with Top 12 Scheduled Times



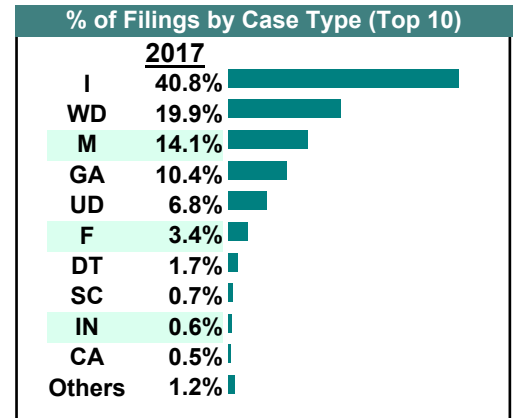
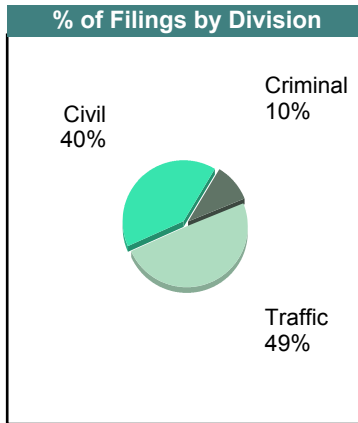
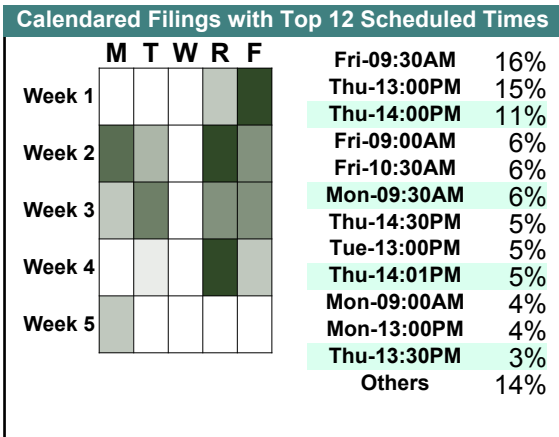
% of Filings by Division



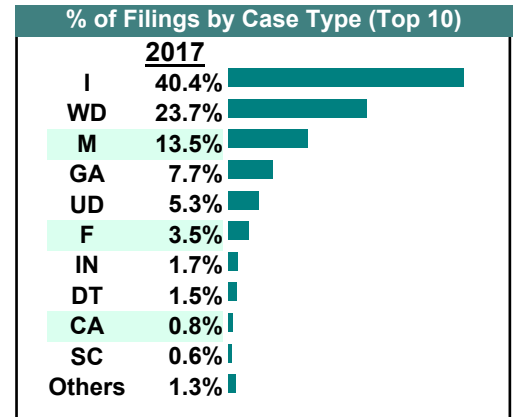
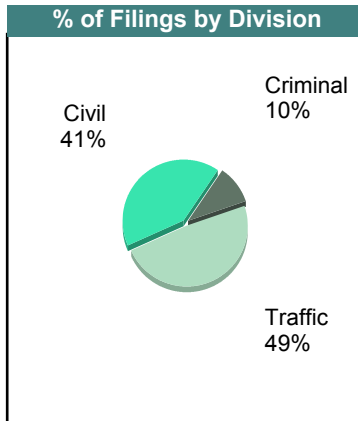
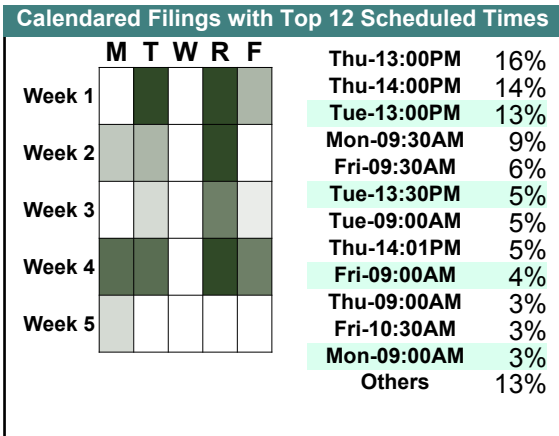
% of Filings by Case Type (Top 10)



		<u>Filings</u>	<u>Hearings</u>	<u>Transactions</u>	<u>Concluded</u>	<u>Cont</u>
<u>Criminal</u>						
Capias	CA	5	16	16	6	10
Civil Violation	CV	2	5	5	2	3
Felony	F	69	167	190	70	120
Misdemeanor	M	128	281	289	104	185
Show Cause	SC	15	26	26	16	10
Criminal Total		219	495	526	198	328
<u>Traffic</u>						
Capias	CA	6	10	10	1	9
Felony	F	4	9	9	2	7
Infraction	I	881	530	1,045	901	144
Misdemeanor	M	177	334	334	168	166
Show Cause	SC	0	1	1	1	-
Traffic Total		1,068	884	1,399	1,073	326
<u>Civil</u>						
Abstract	AJ	3	0	3	3	-
Admin License	AL	9	0	9	9	-
Counter Claim	CC	2	0	2	2	-
Detinue	DT	36	30	44	37	7
Garnishment	GA	224	8	226	218	8
Interrogatory	IN	12	15	28	13	15
Other	OT	4	1	4	4	-
Protective Order	PO	1	0	1	1	-
Prelim Prot Order	PP	3	6	10	4	6
Tenants Assertion	TA	0	1	2	1	1
Unlawful Detainer	UD	147	91	162	145	17
Warrant in Debt	WD	430	394	541	435	106
Zoning Viol	ZO	1	0	1	1	-
Civil Total		872	546	1,033	873	160
Albemarle Totals		2,159	1,925	2,958	2,144	814



		<u>Filings</u>	<u>Hearings</u>	<u>Transactions</u>	<u>Concluded</u>	<u>Cont</u>
<u>Criminal</u>						
Capias	CA	7	24	24	11	13
Civil Violation	CV	1	6	6	4	2
Felony	F	73	167	190	82	108
Misdemeanor	M	139	303	309	126	183
Show Cause	SC	10	31	31	19	12
Criminal Total		230	531	560	242	318
<u>Traffic</u>						
Capias	CA	10	18	18	13	5
Felony	F	4	9	9	3	6
Infraction	I	902	460	1,009	868	141
Misdemeanor	M	163	264	264	123	141
Show Cause	SC	3	4	4	2	2
Traffic Total		1,082	755	1,304	1,009	295
<u>Civil</u>						
Abstract	AJ	7	0	7	7	-
Admin License	AL	11	0	11	11	-
Detinue	DT	33	29	43	32	11
Garnishment	GA	171	4	182	178	3
Interrogatory	IN	38	21	52	31	21
Other	OT	5	0	6	6	-
Protective Order	PO	3	0	3	3	-
Prelim Prot Order	PP	2	4	11	7	4
Tenants Assertion	TA	1	1	2	1	1
Unlawful Detainer	UD	118	74	128	112	16
Warrant in Debt	WD	529	458	651	533	118
Zoning Viol	ZO	0	1	1	1	-
Civil Total		918	592	1,097	922	174
Albemarle Totals		2,230	1,878	2,961	2,173	787



CASELOAD STATISTICS OF THE GENERAL DISTRICT COURTS

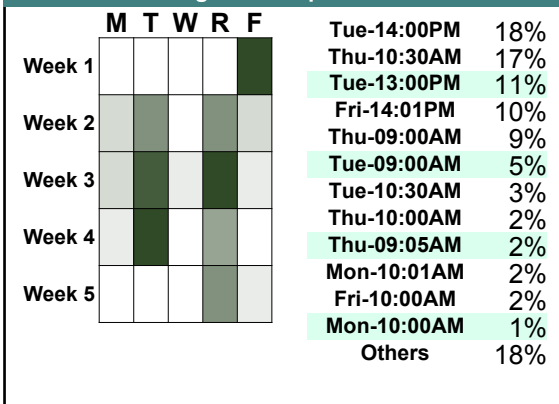
December 2017

Charlottesville

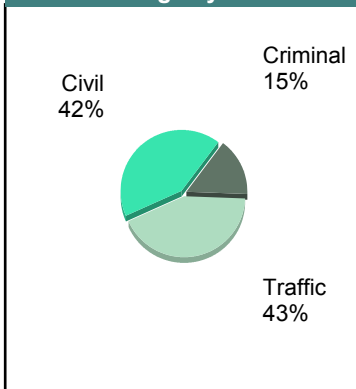
District: 16

		<u>Filings</u>	<u>Hearings</u>	<u>Transactions</u>	<u>Concluded</u>	<u>Cont</u>
<u>Criminal</u>						
Capias	CA	20	55	55	17	38
Civil Violation	CV	5	7	7	1	6
Felony	F	47	170	170	47	123
Misdemeanor	M	115	297	303	111	192
Show Cause	SC	13	28	28	16	12
Criminal Total		200	557	563	192	371
<u>Traffic</u>						
Capias	CA	17	47	47	12	35
Felony	F	1	7	7	5	2
Infraction	I	441	307	523	428	95
Misdemeanor	M	104	279	279	91	188
Show Cause	SC	5	8	8	5	3
Traffic Total		568	648	864	541	323
<u>Civil</u>						
Abstract	AJ	1	0	1	1	-
Admin License	AL	14	0	14	14	-
Bond Forfeiture	BF	1	0	1	1	-
Garnishment	GA	132	1	135	134	1
Impoundment	IM	2	0	2	2	-
Interrogatory	IN	9	1	12	11	1
Motion for Judgment	MJ	1	1	3	2	1
Other	OT	7	1	9	8	1
Protective Order	PO	6	7	9	2	7
Prelim Prot Order	PP	11	0	11	11	-
Petition-Restore Arms	PR	0	2	3	1	2
Show Cause	SC	4	1	5	4	1
Unlawful Detainer	UD	47	39	60	42	18
Warrant in Debt	WD	323	301	390	321	69
Civil Total		558	354	655	554	101
Charlottesville Totals		1,326	1,559	2,082	1,287	795

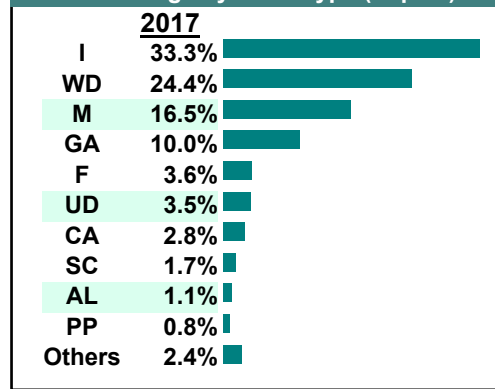
Calendared Filings with Top 12 Scheduled Times



% of Filings by Division



% of Filings by Case Type (Top 10)



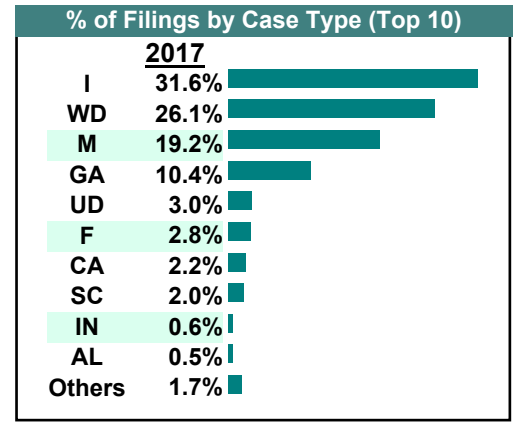
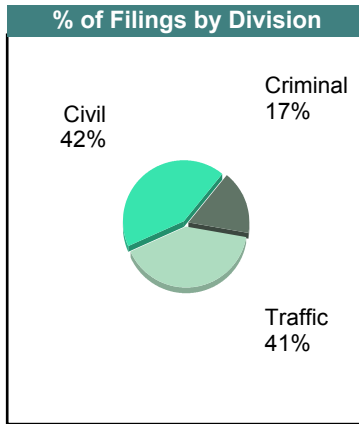
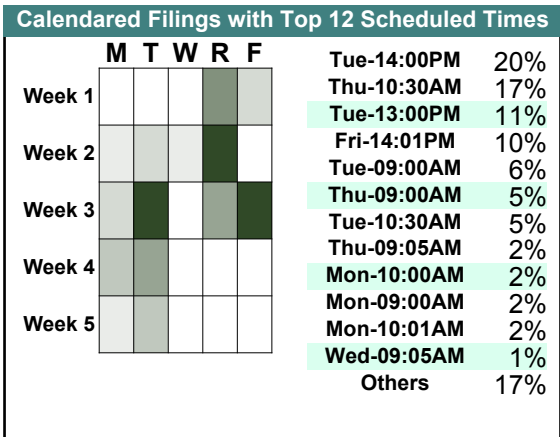
CASELOAD STATISTICS OF THE GENERAL DISTRICT COURTS

November 2017

Charlottesville

District: 16

		<u>Filings</u>	<u>Hearings</u>	<u>Transactions</u>	<u>Concluded</u>	<u>Cont</u>
<u>Criminal</u>						
Capias	CA	13	56	56	23	33
Civil Violation	CV	1	7	7	3	4
Felony	F	34	170	170	49	121
Misdemeanor	M	146	414	421	193	228
Show Cause	SC	11	18	18	9	9
Criminal Total		205	665	672	277	395
<u>Traffic</u>						
Capias	CA	13	35	35	8	27
Felony	F	0	6	6	3	3
Infraction	I	381	261	447	381	66
Misdemeanor	M	85	233	233	81	152
Other	O	3	3	3	3	-
Show Cause	SC	7	12	12	8	4
Traffic Total		489	550	736	484	252
<u>Civil</u>						
Admin License	AL	6	0	6	6	-
Bond Forfeiture	BF	0	0	1	1	-
Capias	CA	0	0	1	1	-
Detinue	DT	1	1	2	2	-
Garnishment	GA	126	2	129	127	2
Impoundment	IM	2	0	2	2	-
Interrogatory	IN	7	2	8	6	2
Motion for Judgment	MJ	3	3	5	3	2
Other	OT	5	0	6	6	-
Protective Order	PO	2	1	2	1	1
Prelim Prot Order	PP	3	0	3	3	-
Show Cause	SC	6	4	7	6	1
Tenants Assertion	TA	0	0	1	1	-
Unlawful Detainer	UD	36	36	55	35	20
Warrant in Debt	WD	315	328	411	335	76
Civil Total		512	377	639	535	104
Charlottesville Totals		1,206	1,592	2,047	1,296	751



CASELOAD STATISTICS OF THE GENERAL DISTRICT COURTS

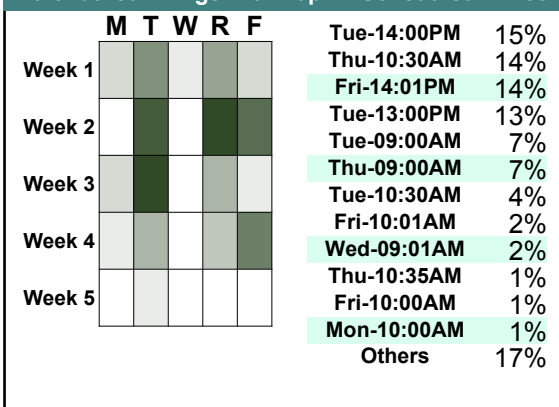
October 2017

Charlottesville

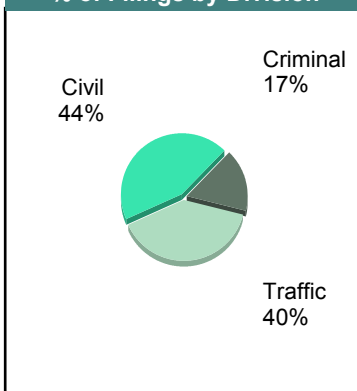
District: 16

		<u>Filings</u>	<u>Hearings</u>	<u>Transactions</u>	<u>Concluded</u>	<u>Cont</u>
<u>Criminal</u>						
Capias	CA	23	71	71	23	48
Civil Violation	CV	1	3	3	0	3
Felony	F	49	214	214	58	156
Misdemeanor	M	182	426	432	159	273
Show Cause	SC	17	22	22	9	13
Criminal Total		272	736	742	249	493
<u>Traffic</u>						
Capias	CA	17	53	53	20	33
Felony	F	4	12	12	6	6
Infraction	I	498	343	572	490	82
Misdemeanor	M	124	279	279	115	164
Show Cause	SC	2	7	7	1	6
Traffic Total		645	694	923	632	291
<u>Civil</u>						
Admin License	AL	5	0	5	5	-
Bond Forfeiture	BF	3	0	3	3	-
Capias	CA	1	2	2	0	2
Detinue	DT	1	2	2	1	1
Garnishment	GA	231	9	240	231	9
Interrogatory	IN	11	6	15	9	6
Motion for Judgment	MJ	1	3	3	1	2
Other	OT	4	2	6	4	2
Protective Order	PO	3	0	5	5	-
Prelim Prot Order	PP	3	0	3	3	-
Petition-Restore Arms	PR	1	1	1	0	1
Show Cause	SC	12	11	16	13	3
Tenants Assertion	TA	2	1	2	1	1
Unlawful Detainer	UD	51	42	70	51	19
Warrant in Debt	WD	385	406	493	405	88
Civil Total		714	485	866	732	134
Charlottesville Totals		1,631	1,915	2,531	1,613	918

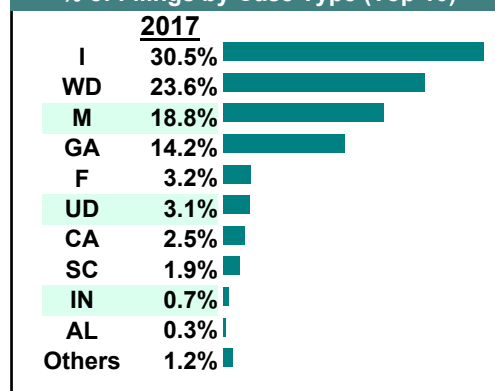
Calendared Filings with Top 12 Scheduled Times



% of Filings by Division



% of Filings by Case Type (Top 10)



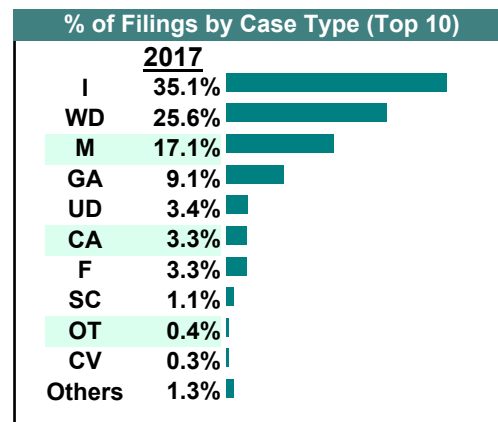
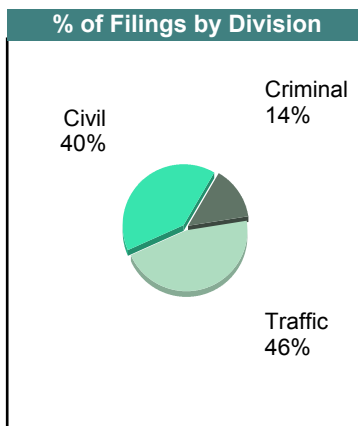
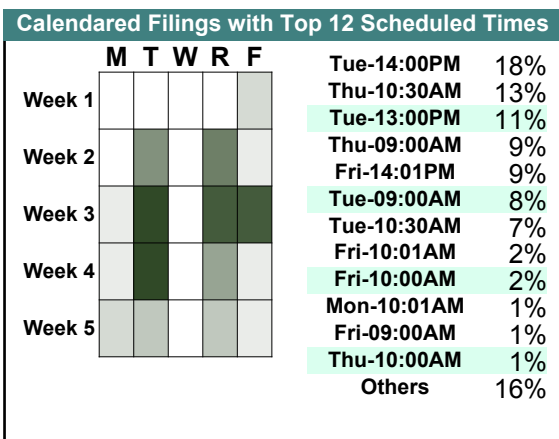
CASELOAD STATISTICS OF THE GENERAL DISTRICT COURTS

September 2017

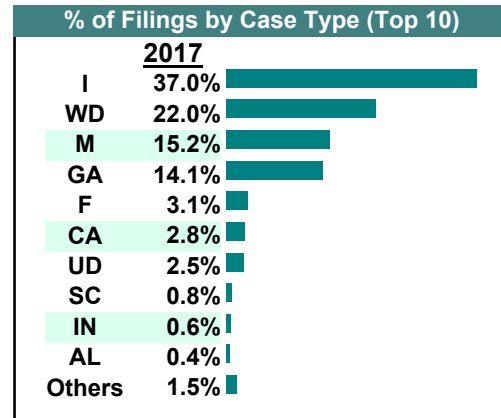
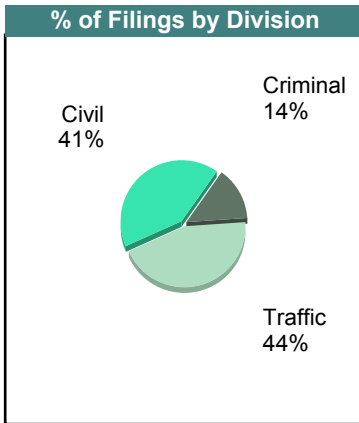
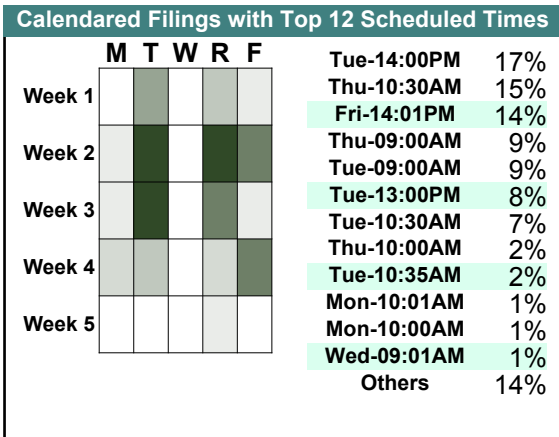
Charlottesville

District: 16

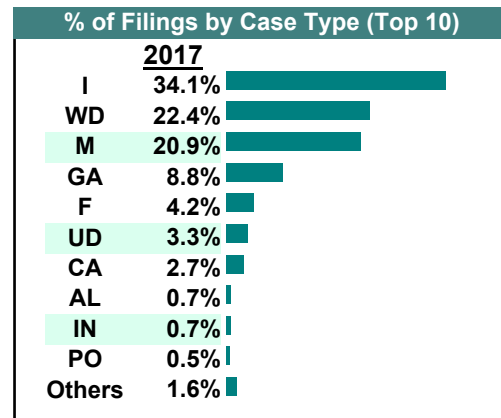
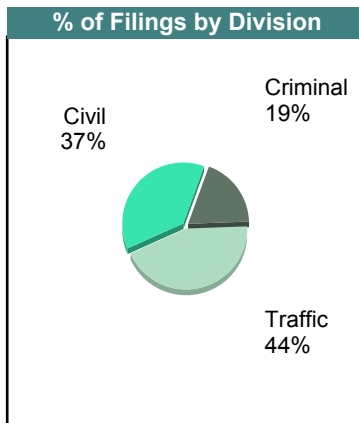
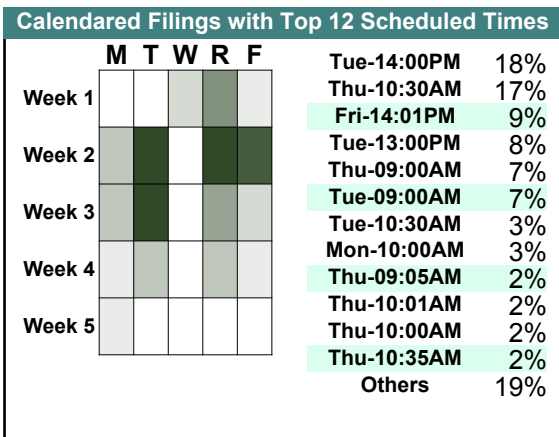
		<u>Filings</u>	<u>Hearings</u>	<u>Transactions</u>	<u>Concluded</u>	<u>Cont</u>
<u>Criminal</u>						
Capias	CA	27	76	76	35	41
Civil Violation	CV	4	16	16	7	9
Felony	F	42	172	172	63	109
Misdemeanor	M	128	357	363	155	208
Show Cause	SC	6	8	8	5	3
Criminal Total		207	629	635	265	370
<u>Traffic</u>						
Capias	CA	19	54	54	15	39
Civil Violation	CV	1	1	1	1	-
Felony	F	5	13	13	4	9
Infraction	I	504	400	608	529	79
Misdemeanor	M	118	289	289	106	183
Other	O	1	1	1	1	-
Show Cause	SC	9	14	14	9	5
Traffic Total		657	772	980	665	315
<u>Civil</u>						
Admin License	AL	4	0	4	4	-
Bond Forfeiture	BF	1	0	1	1	-
Capias	CA	1	1	1	1	-
Counter Claim	CC	1	0	2	2	-
Garnishment	GA	131	5	137	132	5
Impoundment	IM	1	0	1	1	-
Interrogatory	IN	4	3	8	5	3
Motion for Judgment	MJ	0	1	3	2	1
Other	OT	6	1	6	5	1
Protective Order	PO	3	3	9	6	3
Prelim Prot Order	PP	3	0	3	3	-
Show Cause	SC	1	2	2	1	1
Unlawful Detainer	UD	49	46	62	47	15
Warrant in Debt	WD	368	349	446	364	82
Civil Total		573	411	685	574	111
Charlottesville Totals		1,437	1,812	2,300	1,504	796



		Filings	Hearings	Transactions	Concluded	Cont
<u>Criminal</u>						
Capias	CA	24	64	64	17	47
Civil Violation	CV	0	10	10	6	4
Felony	F	45	215	215	40	175
Misdemeanor	M	146	393	401	167	234
Show Cause	SC	7	17	17	13	4
Criminal Total		222	699	707	243	464
<u>Traffic</u>						
Capias	CA	19	56	56	23	33
Felony	F	3	11	11	1	10
Infraction	I	575	419	675	589	86
Misdemeanor	M	91	252	252	116	136
Show Cause	SC	2	5	5	5	-
Traffic Total		690	743	999	734	265
<u>Civil</u>						
Admin License	AL	7	0	7	7	-
Bond Forfeiture	BF	3	0	3	3	-
Detinue	DT	1	1	1	0	1
Garnishment	GA	220	1	222	221	1
Impoundment	IM	1	0	1	1	-
Interrogatory	IN	9	3	15	12	3
Motion for Judgment	MJ	4	5	7	4	3
Other	OT	4	1	5	4	1
Protective Order	PO	5	3	13	10	3
Prelim Prot Order	PP	5	0	5	5	-
Show Cause	SC	4	2	4	2	2
Unlawful Detainer	UD	39	32	49	36	13
Warrant in Debt	WD	342	355	418	335	83
Civil Total		644	403	750	640	110
Charlottesville Totals		1,556	1,845	2,456	1,617	839



		<u>Filings</u>	<u>Hearings</u>	<u>Transactions</u>	<u>Concluded</u>	<u>Cont</u>
<u>Criminal</u>						
Capias	CA	19	51	51	17	34
Civil Violation	CV	5	14	14	3	11
Felony	F	58	196	196	39	157
Misdemeanor	M	191	351	358	105	253
Show Cause	SC	5	24	24	9	15
Criminal Total		278	636	643	173	470
<u>Traffic</u>						
Capias	CA	21	47	47	16	31
Felony	F	4	9	9	1	8
Infraction	I	502	368	586	494	92
Misdemeanor	M	116	281	281	108	173
Other	O	0	2	2	2	-
Show Cause	SC	1	8	8	2	6
Traffic Total		644	715	933	623	310
<u>Civil</u>						
Admin License	AL	10	0	10	10	-
Bond Forfeiture	BF	0	0	1	1	-
Counter Claim	CC	1	1	1	0	1
Garnishment	GA	130	5	135	130	5
Interrogatory	IN	10	4	17	13	4
Motion for Judgment	MJ	1	0	1	1	-
Other	OT	3	0	3	3	-
Protective Order	PO	8	7	12	5	7
Prelim Prot Order	PP	6	0	6	6	-
Show Cause	SC	2	2	3	3	-
Unlawful Detainer	UD	48	33	60	49	11
Warrant in Debt	WD	329	331	414	337	77
Civil Total		548	383	663	558	105
Charlottesville Totals		1,470	1,734	2,239	1,354	885



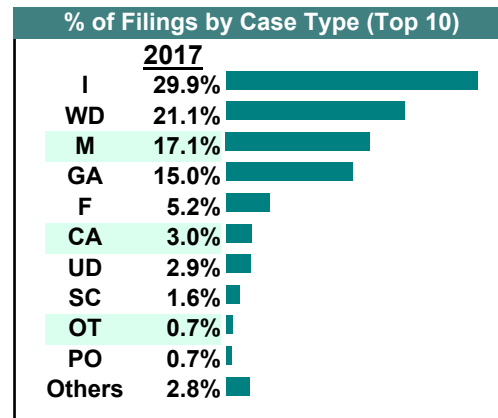
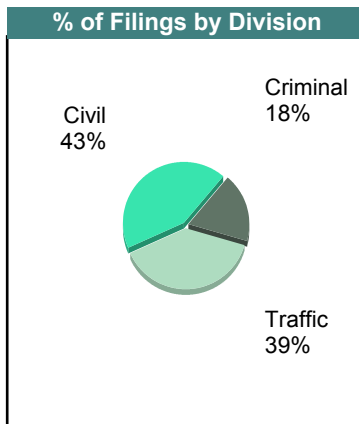
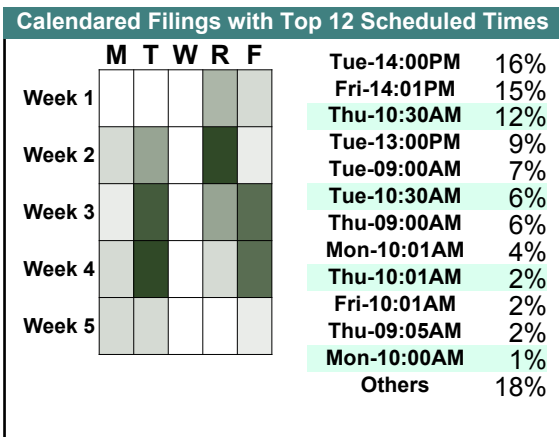
CASELOAD STATISTICS OF THE GENERAL DISTRICT COURTS

June 2017

Charlottesville

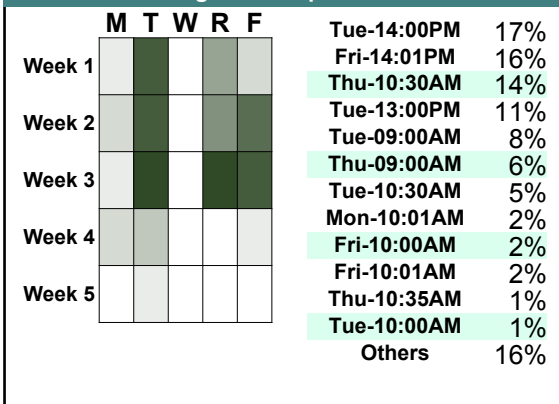
District: 16

		<u>Filings</u>	<u>Hearings</u>	<u>Transactions</u>	<u>Concluded</u>	<u>Cont</u>
<u>Criminal</u>						
Capias	CA	27	64	64	25	39
Civil Violation	CV	6	11	11	2	9
Felony	F	82	240	240	59	181
Misdemeanor	M	161	338	340	127	213
Show Cause	SC	19	40	40	18	22
Criminal Total		295	693	695	231	464
<u>Traffic</u>						
Capias	CA	21	56	56	17	39
Felony	F	1	7	7	4	3
Infraction	I	481	348	574	477	97
Misdemeanor	M	114	288	288	105	183
Other	O	3	3	3	1	2
Show Cause	SC	7	16	16	10	6
Traffic Total		627	718	944	614	330
<u>Civil</u>						
Abstract	AJ	1	0	1	1	-
Admin License	AL	9	0	9	9	-
Bond Forfeiture	BF	3	2	3	1	2
Capias	CA	1	0	1	1	-
Detinue	DT	0	1	1	1	-
Garnishment	GA	241	5	245	240	5
Impoundment	IM	5	0	5	5	-
Interrogatory	IN	8	3	11	8	3
Motion for Judgment	MJ	0	0	2	2	-
Other	OT	12	1	12	11	1
Protective Order	PO	11	7	17	10	7
Prelim Prot Order	PP	9	0	9	9	-
Show Cause	SC	0	0	2	2	-
Tenants Assertion	TA	1	0	2	2	-
Unlawful Detainer	UD	46	38	58	44	14
Warrant in Debt	WD	340	344	429	329	99
Civil Total		687	401	807	675	131
Charlottesville Totals		1,609	1,812	2,446	1,520	925

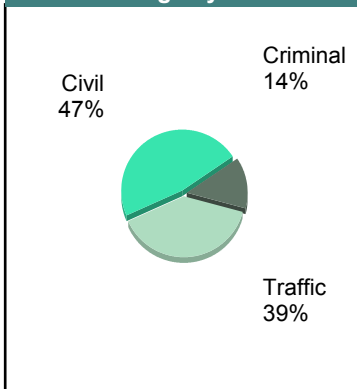


		<u>Filings</u>	<u>Hearings</u>	<u>Transactions</u>	<u>Concluded</u>	<u>Cont</u>
<u>Criminal</u>						
Capias	CA	18	54	54	16	38
Civil Violation	CV	5	12	12	4	8
Felony	F	47	141	141	37	104
Misdemeanor	M	124	310	322	144	178
Show Cause	SC	8	19	19	7	12
Criminal Total		202	536	548	208	340
<u>Traffic</u>						
Capias	CA	15	39	39	8	31
Felony	F	0	4	4	1	3
Infraction	I	451	355	556	443	113
Misdemeanor	M	105	284	284	94	190
Other	O	0	2	2	2	-
Show Cause	SC	8	14	14	7	7
Traffic Total		579	698	899	555	344
<u>Civil</u>						
Abstract	AJ	2	0	2	2	-
Admin License	AL	10	0	10	10	-
Garnishment	GA	235	10	241	231	10
Impoundment	IM	1	0	1	1	-
Interrogatory	IN	6	4	16	12	4
Motion for Judgment	MJ	4	5	6	1	5
Other	OT	9	0	9	9	-
Protective Order	PO	6	8	14	6	8
Prelim Prot Order	PP	10	1	11	10	1
Show Cause	SC	7	3	7	4	3
Tenants Assertion	TA	1	1	1	0	1
Unlawful Detainer	UD	37	31	51	43	8
Warrant in Debt	WD	370	349	442	350	92
Civil Total		698	412	811	679	132
Charlottesville Totals		1,479	1,646	2,258	1,442	816

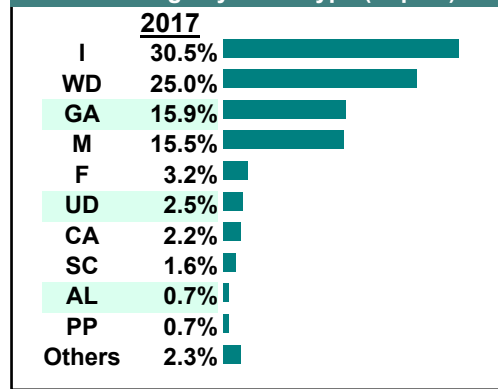
Calendared Filings with Top 12 Scheduled Times



% of Filings by Division

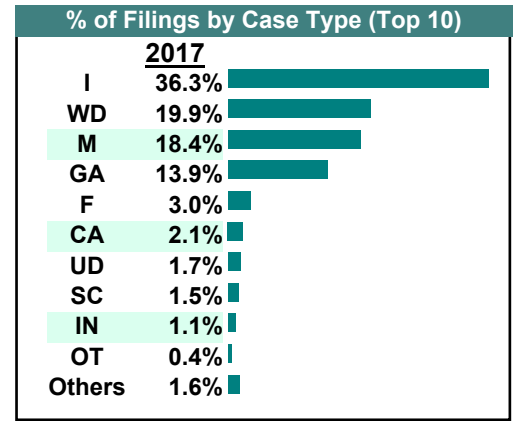
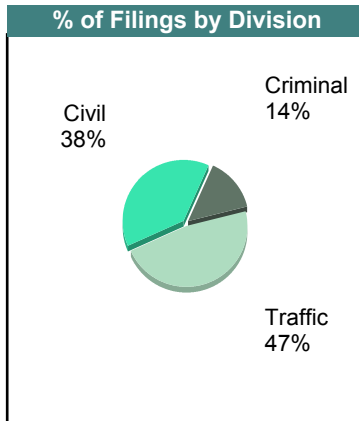
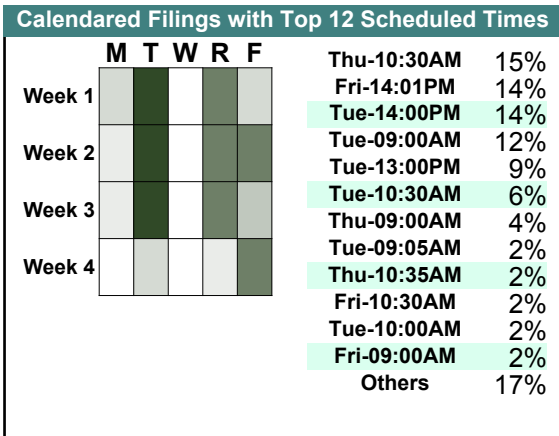


% of Filings by Case Type (Top 10)



April 2017

		Filings	Hearings	Transactions	Concluded	Cont
<u>Criminal</u>						
Capias	CA	16	33	33	10	23
Civil Violation	CV	3	7	7	1	6
Felony	F	48	170	170	42	128
Misdemeanor	M	154	327	336	136	200
Show Cause	SC	14	24	24	14	10
Criminal Total		235	561	570	203	367
<u>Traffic</u>						
Capias	CA	18	40	40	15	25
Felony	F	2	12	12	3	9
Infraction	I	597	422	689	595	94
Misdemeanor	M	149	304	304	128	176
Other	O	1	1	1	0	1
Show Cause	SC	9	18	18	9	9
Traffic Total		776	797	1,064	750	314
<u>Civil</u>						
Admin License	AL	6	0	6	6	-
Bond Forfeiture	BF	1	0	1	1	-
Detinue	DT	1	1	1	0	1
Garnishment	GA	229	0	233	233	-
Impoundment	IM	1	0	1	1	-
Interrogatory	IN	18	14	25	11	14
Motion for Judgment	MJ	3	3	3	0	3
Other	OT	7	1	8	7	1
Protective Order	PO	6	8	14	6	8
Prelim Prot Order	PP	4	0	4	4	-
Show Cause	SC	1	0	1	1	-
Unlawful Detainer	UD	28	24	47	34	13
Warrant in Debt	WD	327	328	417	347	70
Civil Total		632	379	761	651	110
Charlottesville Totals		1,643	1,737	2,395	1,604	791



CASELOAD STATISTICS OF THE GENERAL DISTRICT COURTS


March 2017

Charlottesville

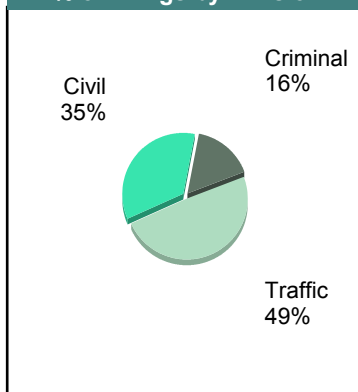
District: 16

		<u>Filings</u>	<u>Hearings</u>	<u>Transactions</u>	<u>Concluded</u>	<u>Cont</u>
<u>Criminal</u>						
Capias	CA	15	43	43	18	25
Civil Violation	CV	4	8	8	3	5
Felony	F	49	214	214	65	149
Misdemeanor	M	188	328	342	168	174
Show Cause	SC	10	22	22	12	10
Criminal Total		266	615	629	266	363
<u>Traffic</u>						
Capias	CA	17	43	43	21	22
Felony	F	5	11	11	3	8
Infraction	I	628	398	693	600	93
Misdemeanor	M	150	259	259	106	153
Other	O	1	1	1	1	-
Show Cause	SC	9	15	15	6	9
Traffic Total		810	727	1,022	737	285
<u>Civil</u>						
Abstract	AJ	3	0	3	3	-
Admin License	AL	9	0	9	9	-
Bond Forfeiture	BF	1	0	1	1	-
Capias	CA	1	0	1	1	-
Detinue	DT	0	0	1	1	-
Garnishment	GA	159	5	164	159	5
Impoundment	IM	1	0	1	1	-
Interrogatory	IN	5	6	16	10	6
Motion for Judgment	MJ	0	1	3	2	1
Other	OT	4	0	4	4	-
Protective Order	PO	8	5	14	9	5
Prelim Prot Order	PP	8	0	8	8	-
Show Cause	SC	7	2	9	9	-
Tenants Assertion	TA	1	1	2	1	1
Third Party Claim	TH	1	0	1	1	-
Unlawful Detainer	UD	45	35	66	48	18
Warrant in Debt	WD	319	339	413	328	85
Civil Total		572	394	716	595	121
Charlottesville Totals		1,648	1,736	2,367	1,598	769

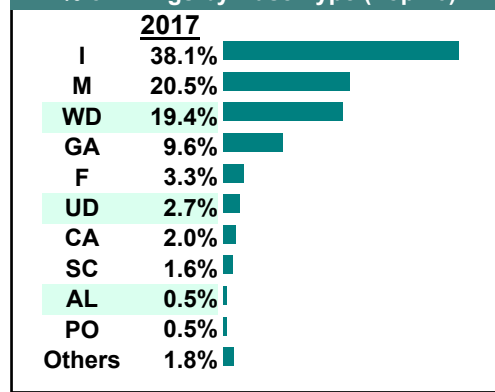
Calendared Filings with Top 12 Scheduled Times



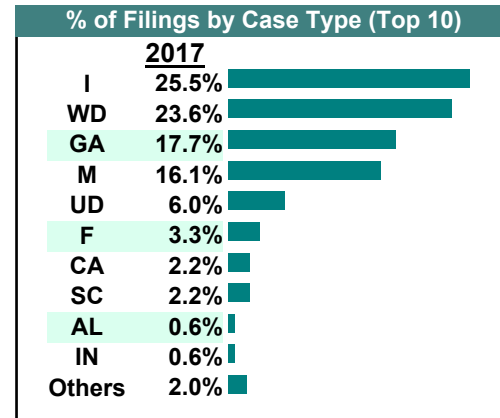
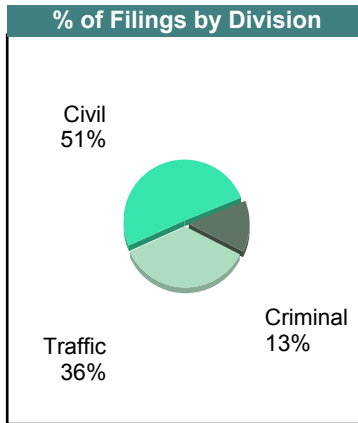
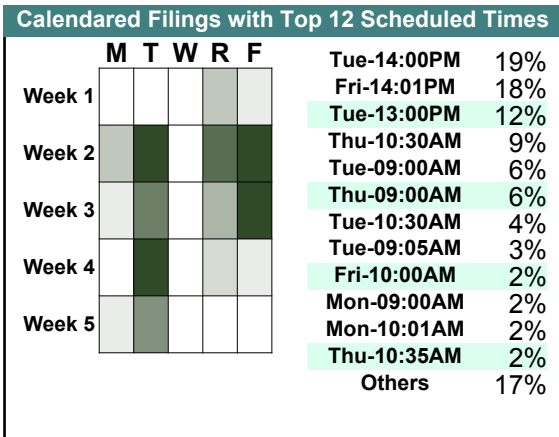
% of Filings by Division



% of Filings by Case Type (Top 10)



		Filings	Hearings	Transactions	Concluded	Cont
<u>Criminal</u>						
Capias	CA	12	26	26	12	14
Civil Violation	CV	3	11	11	6	5
Felony	F	39	181	181	48	133
Misdemeanor	M	105	255	262	135	127
Show Cause	SC	11	20	20	8	12
Criminal Total		170	493	500	209	291
<u>Traffic</u>						
Capias	CA	16	44	44	21	23
Felony	F	3	10	10	2	8
Infraction	I	323	255	404	330	74
Misdemeanor	M	99	256	256	128	128
Other	O	2	2	2	1	1
Show Cause	SC	12	15	15	8	7
Traffic Total		455	582	731	490	241
<u>Civil</u>						
Admin License	AL	8	0	8	8	-
Bond Forfeiture	BF	2	0	2	2	-
Detinue	DT	1	1	3	2	1
Garnishment	GA	224	7	229	222	7
Interrogatory	IN	8	6	12	6	6
Motion for Judgment	MJ	1	6	9	5	4
Other	OT	4	1	4	3	1
Protective Order	PO	8	6	14	8	6
Prelim Prot Order	PP	4	0	4	4	-
Show Cause	SC	5	2	7	5	2
Unlawful Detainer	UD	76	73	111	76	35
Warrant in Debt	WD	299	314	394	329	65
Civil Total		640	416	797	670	127
Charlottesville Totals		1,265	1,491	2,028	1,369	659



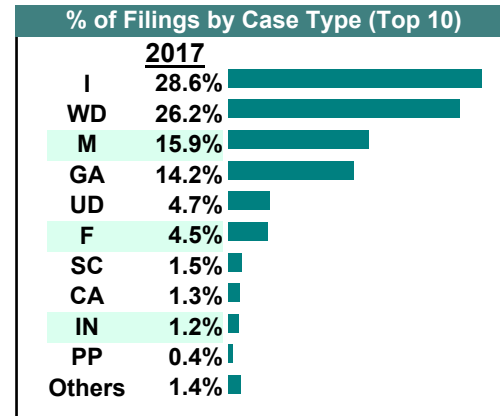
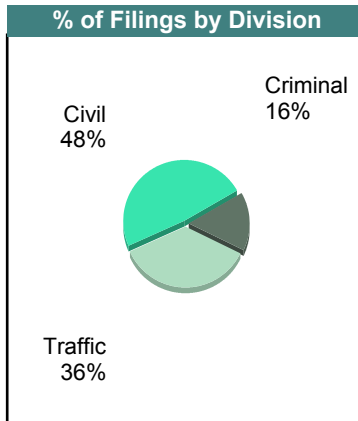
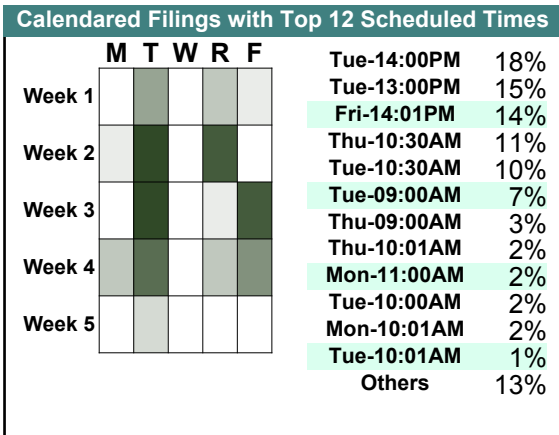
CASELOAD STATISTICS OF THE GENERAL DISTRICT COURTS

January 2017

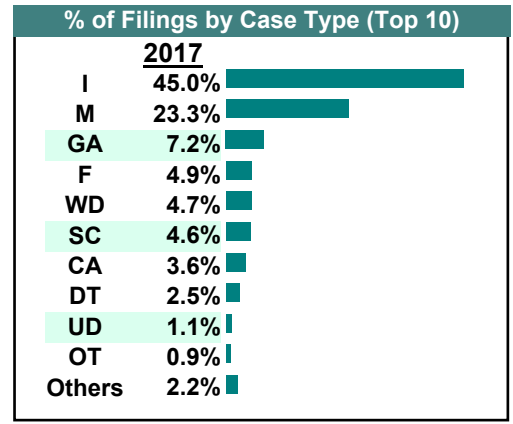
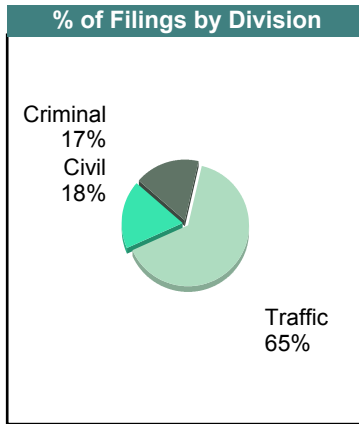
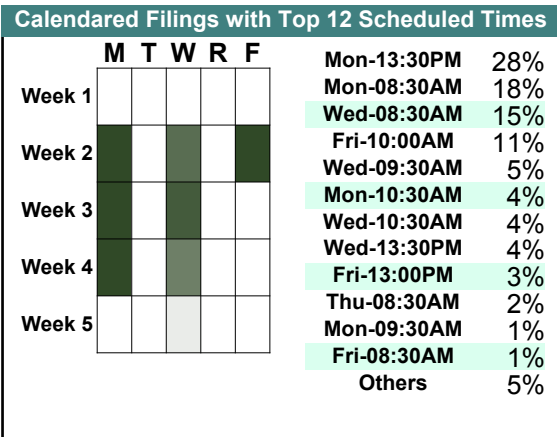
Charlottesville

District: 16

		<u>Filings</u>	<u>Hearings</u>	<u>Transactions</u>	<u>Concluded</u>	<u>Cont</u>
<u>Criminal</u>						
Capias	CA	9	37	37	11	26
Civil Violation	CV	3	7	7	1	6
Felony	F	60	192	192	41	151
Misdemeanor	M	124	250	255	93	162
Show Cause	SC	14	22	22	12	10
Criminal Total		210	508	513	158	355
<u>Traffic</u>						
Capias	CA	9	30	30	6	24
Felony	F	1	6	6	1	5
Infraction	I	387	281	451	391	60
Misdemeanor	M	91	201	201	86	115
Show Cause	SC	1	2	2	1	1
Traffic Total		489	520	690	485	205
<u>Civil</u>						
Abstract	AJ	1	0	1	1	-
Admin License	AL	5	0	5	5	-
Detinue	DT	2	2	2	0	2
Garnishment	GA	192	0	193	193	-
Impoundment	IM	1	0	1	1	-
Interrogatory	IN	16	10	23	13	10
Other	OT	3	0	3	3	-
Protective Order	PO	3	2	9	7	2
Prelim Prot Order	PP	6	0	6	6	-
Show Cause	SC	5	0	6	6	-
Tenants Assertion	TA	1	0	1	1	-
Unlawful Detainer	UD	63	62	83	60	23
Warrant in Debt	WD	354	367	447	333	114
Civil Total		652	443	780	629	151
Charlottesville Totals		1,351	1,471	1,983	1,272	711

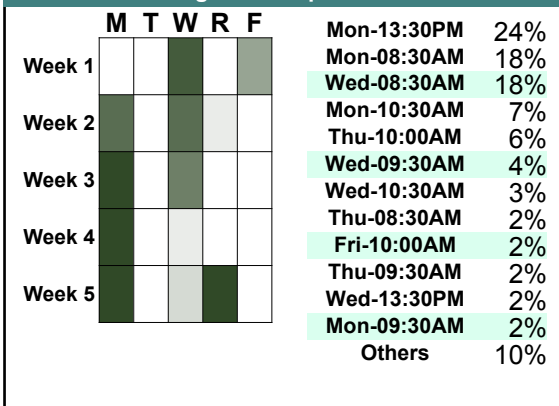


		<u>Filings</u>	<u>Hearings</u>	<u>Transactions</u>	<u>Concluded</u>	<u>Cont</u>
<u>Criminal</u>						
Capias	CA	24	95	95	37	58
Civil Violation	CV	1	1	1	1	-
Felony	F	38	129	129	37	92
Misdemeanor	M	80	210	213	79	134
Show Cause	SC	13	73	73	24	49
Criminal Total		156	508	511	178	333
<u>Traffic</u>						
Capias	CA	9	21	21	9	12
Civil Violation	CV	3	5	5	0	5
Felony	F	6	14	14	4	10
Infraction	I	408	286	505	424	81
Misdemeanor	M	131	312	313	146	167
Restricted O/L	RL	1	1	1	1	-
Show Cause	SC	28	92	92	27	65
Traffic Total		586	731	951	611	340
<u>Civil</u>						
Abstract	AJ	1	0	1	1	-
Bond Forfeiture	BF	2	2	5	4	1
Detinue	DT	23	23	37	26	11
Garnishment	GA	65	10	74	64	10
Impoundment	IM	3	0	3	3	-
Interrogatory	IN	2	2	6	4	2
Motion for Judgment	MJ	0	1	1	1	-
Overweight	OC	1	0	1	1	-
Other	OT	8	0	8	8	-
Protective Order	PO	4	1	4	3	1
Prelim Prot Order	PP	2	0	2	2	-
Show Cause	SC	1	0	1	1	-
Unlawful Detainer	UD	10	10	19	12	7
Warrant in Debt	WD	43	58	86	70	16
Civil Total		165	107	248	200	48
Culpeper Totals		907	1,346	1,710	989	721

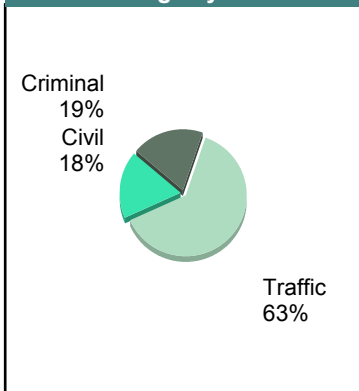


		<u>Filings</u>	<u>Hearings</u>	<u>Transactions</u>	<u>Concluded</u>	<u>Cont</u>
<u>Criminal</u>						
Capias	CA	41	111	111	41	70
Felony	F	50	152	152	55	97
Misdemeanor	M	77	205	206	72	134
Show Cause	SC	20	77	77	21	56
Criminal Total		188	545	546	189	357
<u>Traffic</u>						
Capias	CA	6	17	17	9	8
Civil Violation	CV	0	4	4	4	-
Felony	F	5	14	14	5	9
Infraction	I	437	317	533	441	92
Misdemeanor	M	137	337	338	144	194
Restricted O/L	RL	3	3	3	3	-
Show Cause	SC	28	87	87	24	63
Traffic Total		616	779	996	630	366
<u>Civil</u>						
Abstract	AJ	2	0	2	2	-
Bond Forfeiture	BF	5	6	8	2	6
Detinue	DT	10	10	14	8	6
Garnishment	GA	24	1	28	27	1
Impoundment	IM	5	0	5	5	-
Interrogatory	IN	6	3	8	5	3
Motion for Judgment	MJ	1	1	1	0	1
Overweight	OC	1	1	1	0	1
Other	OT	8	0	8	8	-
Prelim Prot Order	PP	1	0	1	1	-
Show Cause	SC	2	0	2	2	-
Unlawful Detainer	UD	33	32	50	41	9
Warrant in Debt	WD	76	82	103	75	28
Civil Total		174	136	231	176	55
Culpeper Totals		978	1,460	1,773	995	778

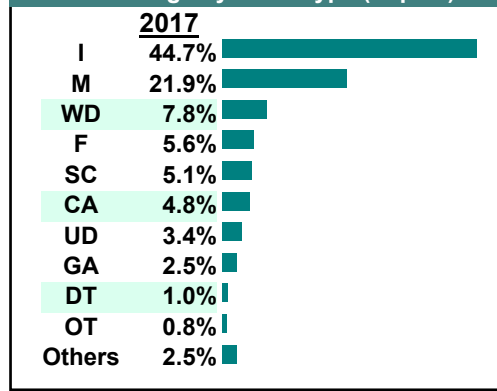
Calendared Filings with Top 12 Scheduled Times



% of Filings by Division



% of Filings by Case Type (Top 10)



CASELOAD STATISTICS OF THE GENERAL DISTRICT COURTS

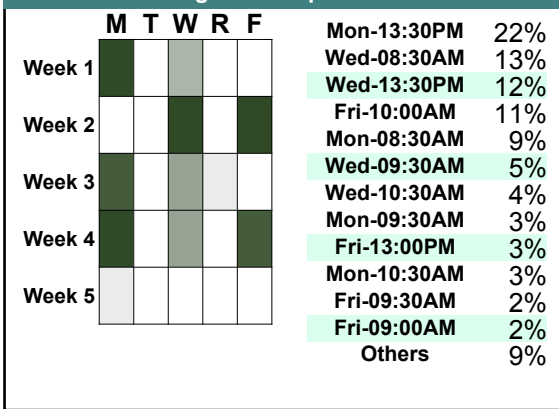
October 2017

Culpeper

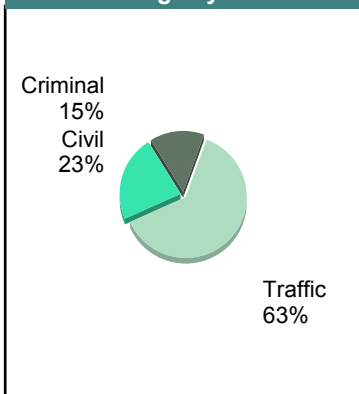
District: 16

		<u>Filings</u>	<u>Hearings</u>	<u>Transactions</u>	<u>Concluded</u>	<u>Cont</u>
<u>Criminal</u>						
Capias	CA	27	87	87	21	66
Civil Violation	CV	0	2	2	2	-
Felony	F	63	168	168	57	111
Misdemeanor	M	84	175	183	69	114
Show Cause	SC	18	56	56	8	48
Criminal Total		192	488	496	157	339
<u>Traffic</u>						
Capias	CA	1	12	12	5	7
Civil Violation	CV	3	3	3	0	3
Felony	F	2	14	14	6	8
Infraction	I	671	414	736	635	101
Misdemeanor	M	126	278	278	122	156
Show Cause	SC	23	76	76	33	43
Traffic Total		826	797	1,119	801	318
<u>Civil</u>						
Abstract	AJ	1	0	1	1	-
Bond Forfeiture	BF	5	4	10	7	3
Detinue	DT	33	32	37	19	18
Garnishment	GA	79	18	93	75	18
Impoundment	IM	6	0	6	6	-
Interrogatory	IN	9	6	18	12	6
Motion for Judgment	MJ	1	0	1	1	-
Overweight	OC	1	0	1	1	-
Other	OT	10	0	10	10	-
Protective Order	PO	5	1	7	6	1
Prelim Prot Order	PP	3	0	3	3	-
Show Cause	SC	2	0	6	6	-
Unlawful Detainer	UD	48	43	56	37	19
Warrant in Debt	WD	95	128	163	110	53
Civil Total		298	232	412	294	118
Culpeper Totals		1,316	1,517	2,027	1,252	775

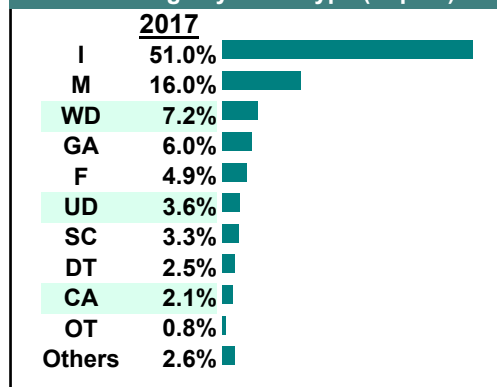
Calendared Filings with Top 12 Scheduled Times



% of Filings by Division

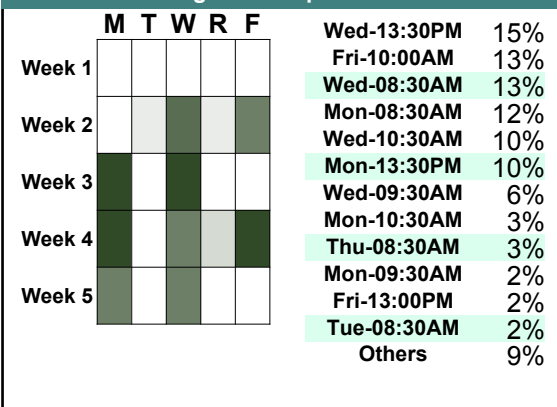


% of Filings by Case Type (Top 10)

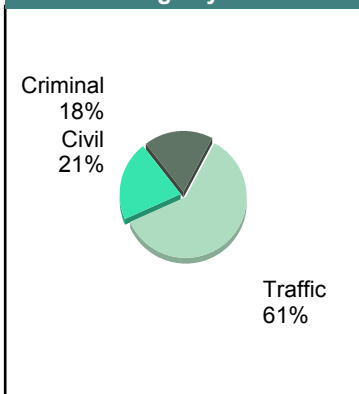


		<u>Filings</u>	<u>Hearings</u>	<u>Transactions</u>	<u>Concluded</u>	<u>Cont</u>
<u>Criminal</u>						
Capias	CA	37	110	110	36	74
Civil Violation	CV	4	4	4	2	2
Felony	F	65	165	165	60	105
Misdemeanor	M	87	226	238	103	135
Show Cause	SC	8	64	64	17	47
Criminal Total		201	569	581	218	363
<u>Traffic</u>						
Capias	CA	6	28	28	7	21
Civil Violation	CV	1	1	1	1	-
Felony	F	4	10	10	1	9
Infraction	I	514	332	613	534	79
Misdemeanor	M	134	333	334	138	196
Restricted O/L	RL	1	1	1	1	-
Show Cause	SC	11	91	91	27	64
Traffic Total		671	796	1,078	709	369
<u>Civil</u>						
Abstract	AJ	3	0	3	3	-
Bond Forfeiture	BF	6	3	7	4	3
Detinue	DT	9	9	14	10	4
Garnishment	GA	59	9	66	57	9
Impoundment	IM	3	0	3	3	-
Interrogatory	IN	1	4	6	2	4
Motion for Judgment	MJ	0	1	1	0	1
Other	OT	10	0	10	10	-
Protective Order	PO	3	1	3	2	1
Prelim Prot Order	PP	4	0	4	4	-
Show Cause	SC	2	3	3	0	3
Unlawful Detainer	UD	28	37	48	38	10
Warrant in Debt	WD	106	105	132	90	42
Civil Total		234	172	300	223	77
Culpeper Totals		1,106	1,537	1,959	1,150	809

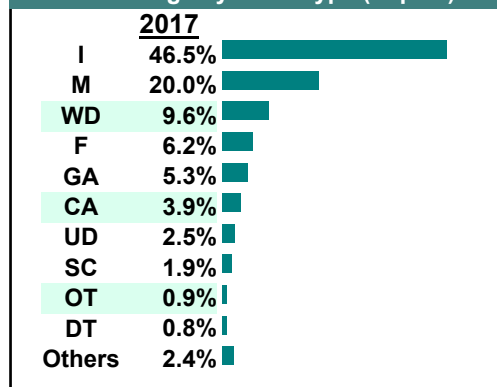
Calendared Filings with Top 12 Scheduled Times



% of Filings by Division

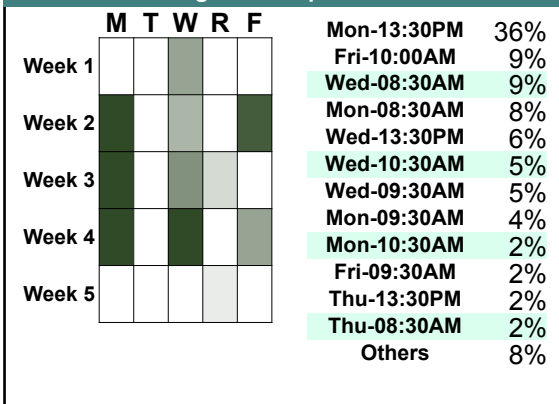


% of Filings by Case Type (Top 10)

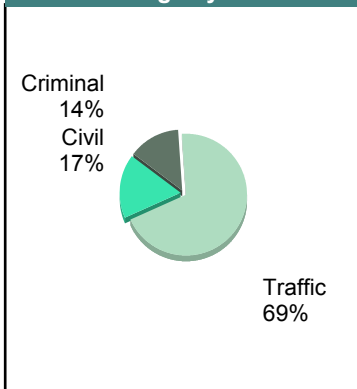


		<u>Filings</u>	<u>Hearings</u>	<u>Transactions</u>	<u>Concluded</u>	<u>Cont</u>
<u>Criminal</u>						
Capias	CA	30	85	85	26	59
Civil Violation	CV	4	5	5	5	-
Felony	F	59	135	135	22	113
Misdemeanor	M	101	191	205	65	140
Show Cause	SC	14	55	55	13	42
Criminal Total		208	471	485	131	354
<u>Traffic</u>						
Capias	CA	11	23	23	12	11
Civil Violation	CV	1	6	6	5	1
Felony	F	7	12	12	1	11
Infraction	I	862	466	954	864	90
Misdemeanor	M	131	291	291	128	163
Show Cause	SC	29	100	100	39	61
Traffic Total		1,041	898	1,386	1,049	337
<u>Civil</u>						
Abstract	AJ	1	0	1	1	-
Bond Forfeiture	BF	2	2	3	1	2
Detinue	DT	11	12	15	13	2
Garnishment	GA	61	6	68	62	6
Impoundment	IM	1	0	1	1	-
Interrogatory	IN	9	8	12	4	8
Motion for Judgment	MJ	1	0	1	1	-
Other	OT	10	0	10	10	-
Protective Order	PO	6	1	7	6	1
Prelim Prot Order	PP	3	0	3	3	-
Show Cause	SC	2	2	3	1	2
Unlawful Detainer	UD	40	39	55	35	20
Warrant in Debt	WD	106	107	135	87	48
Civil Total		253	177	314	225	89
Culpeper Totals		1,502	1,546	2,185	1,405	780

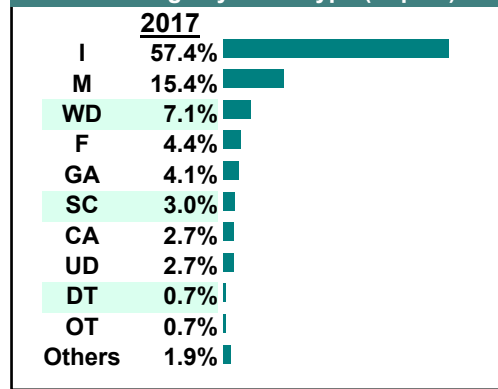
Calendared Filings with Top 12 Scheduled Times



% of Filings by Division



% of Filings by Case Type (Top 10)



CASELOAD STATISTICS OF THE GENERAL DISTRICT COURTS

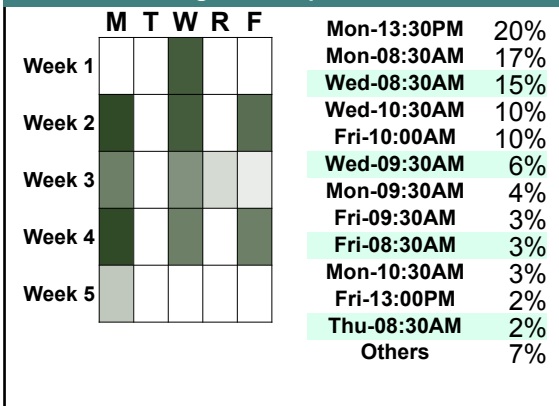
July 2017

Culpeper

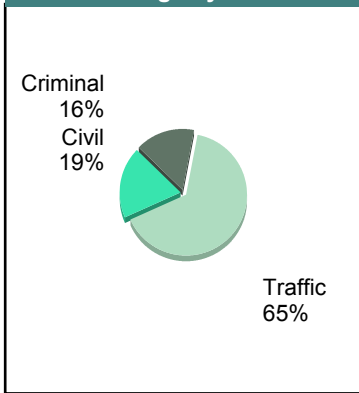
District: 16

		<u>Filings</u>	<u>Hearings</u>	<u>Transactions</u>	<u>Concluded</u>	<u>Cont</u>
<u>Criminal</u>						
Capias	CA	22	69	69	13	56
Civil Violation	CV	1	1	1	0	1
Felony	F	23	121	121	47	74
Misdemeanor	M	99	210	213	70	143
Show Cause	SC	16	60	60	18	42
Criminal Total		161	461	464	148	316
<u>Traffic</u>						
Capias	CA	7	18	18	4	14
Civil Violation	CV	0	2	2	1	1
Felony	F	4	12	12	2	10
Infraction	I	463	304	535	448	87
Misdemeanor	M	162	298	298	116	182
Show Cause	SC	31	64	64	9	55
Traffic Total		667	698	929	580	349
<u>Civil</u>						
Abstract	AJ	1	0	1	1	-
Bond Forfeiture	BF	1	4	6	2	4
Detinue	DT	11	13	14	10	4
Garnishment	GA	42	4	48	44	4
Impoundment	IM	6	0	6	6	-
Interrogatory	IN	2	1	4	3	1
Other	OT	12	0	12	12	-
Protective Order	PO	3	2	5	3	2
Prelim Prot Order	PP	2	0	2	2	-
Unlawful Detainer	UD	40	51	69	46	23
Warrant in Debt	WD	72	102	137	104	33
Civil Total		192	177	304	233	71
Culpeper Totals		1,020	1,336	1,697	961	736

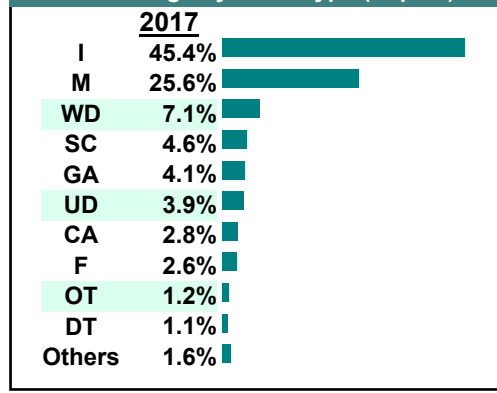
Calendared Filings with Top 12 Scheduled Times



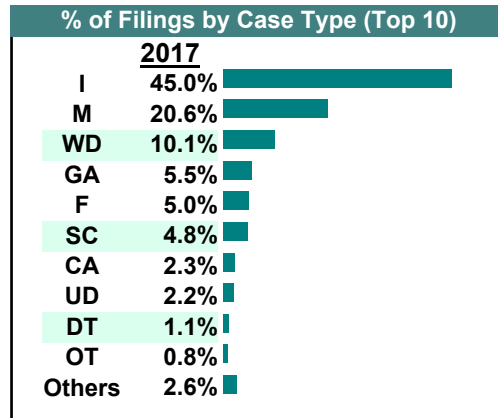
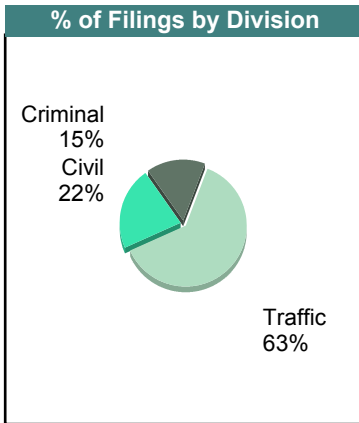
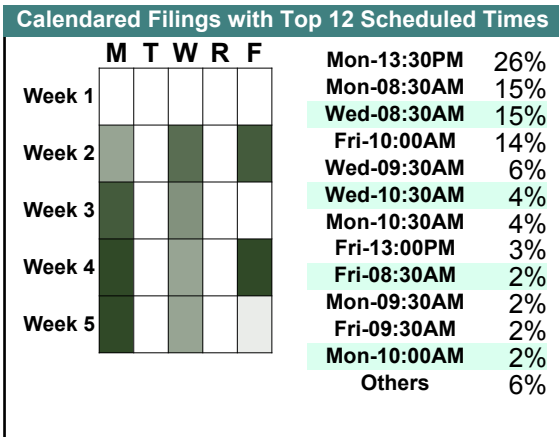
% of Filings by Division



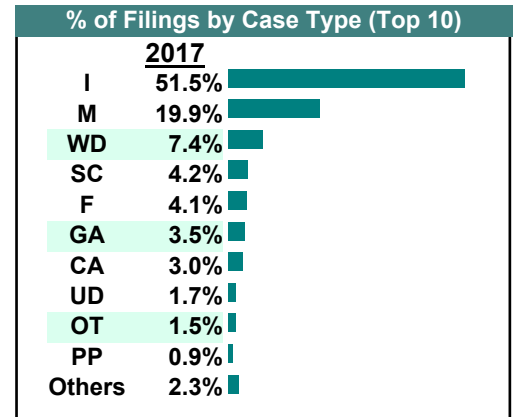
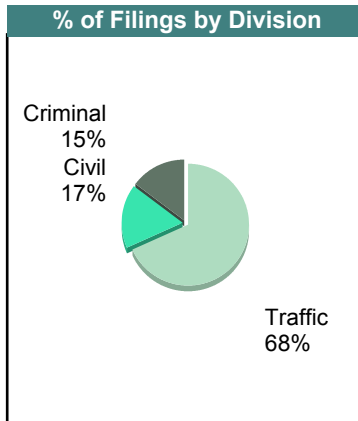
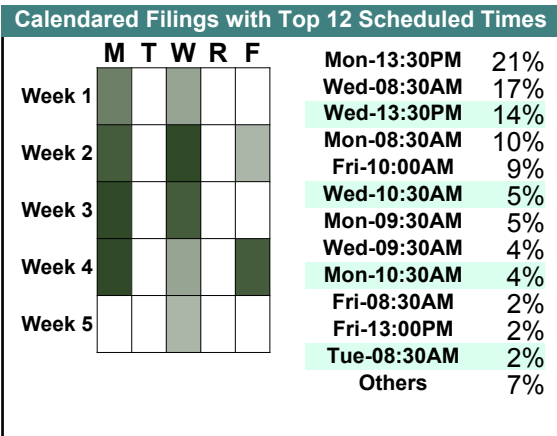
% of Filings by Case Type (Top 10)



		<u>Filings</u>	<u>Hearings</u>	<u>Transactions</u>	<u>Concluded</u>	<u>Cont</u>
<u>Criminal</u>						
Capias	CA	21	69	69	28	41
Felony	F	55	157	157	48	109
Misdemeanor	M	81	184	188	68	120
Show Cause	SC	22	71	71	25	46
Criminal Total		179	481	485	169	316
<u>Traffic</u>						
Capias	CA	6	17	17	9	8
Civil Violation	CV	3	4	4	1	3
Felony	F	3	12	12	6	6
Infraction	I	523	349	610	521	89
Misdemeanor	M	158	300	300	165	135
Restricted O/L	RL	1	1	1	1	-
Show Cause	SC	32	93	93	40	53
Traffic Total		726	776	1,037	743	294
<u>Civil</u>						
Bond Forfeiture	BF	3	1	6	5	1
Detinue	DT	13	11	20	16	4
Garnishment	GA	64	9	73	64	9
Impoundment	IM	3	0	3	3	-
Interrogatory	IN	4	5	9	4	5
Motion for Judgment	MJ	1	1	1	0	1
Other	OT	9	0	9	9	-
Protective Order	PO	9	1	9	8	1
Prelim Prot Order	PP	6	0	6	6	-
Show Cause	SC	2	1	4	3	1
Unlawful Detainer	UD	25	28	34	18	16
Warrant in Debt	WD	117	131	170	124	46
Civil Total		256	188	344	260	84
Culpeper Totals		1,161	1,445	1,866	1,172	694

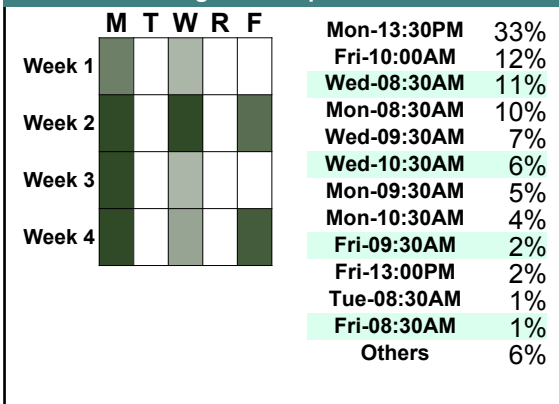


		<u>Filings</u>	<u>Hearings</u>	<u>Transactions</u>	<u>Concluded</u>	<u>Cont</u>
<u>Criminal</u>						
Capias	CA	28	102	102	38	64
Civil Violation	CV	2	2	2	2	-
Felony	F	48	153	153	52	101
Misdemeanor	M	80	194	197	88	109
Show Cause	SC	23	84	84	22	62
Criminal Total		181	535	538	202	336
<u>Traffic</u>						
Capias	CA	9	25	25	9	16
Civil Violation	CV	3	4	4	0	4
Felony	F	2	8	8	2	6
Infraction	I	632	376	696	614	82
Misdemeanor	M	164	330	331	178	153
Restricted O/L	RL	2	2	2	2	-
Show Cause	SC	26	96	96	32	64
Traffic Total		838	841	1,162	837	325
<u>Civil</u>						
Abstract	AJ	1	0	1	1	-
Bond Forfeiture	BF	4	4	10	6	4
Detinue	DT	3	11	17	11	6
Garnishment	GA	43	5	45	40	5
Impoundment	IM	2	0	2	2	-
Interrogatory	IN	5	5	11	6	5
Other	OT	19	0	19	19	-
Protective Order	PO	6	0	6	6	-
Prelim Prot Order	PP	11	0	11	11	-
Show Cause	SC	3	2	3	1	2
Unlawful Detainer	UD	21	25	28	17	11
Warrant in Debt	WD	91	109	138	103	35
Civil Total		209	161	291	223	68
Culpeper Totals		1,228	1,537	1,991	1,262	729

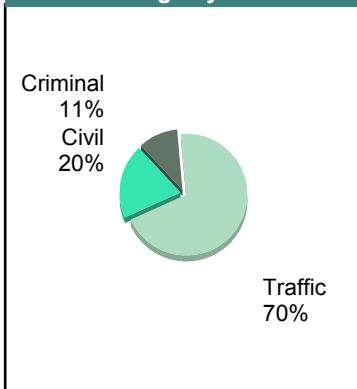


		<u>Filings</u>	<u>Hearings</u>	<u>Transactions</u>	<u>Concluded</u>	<u>Cont</u>
<u>Criminal</u>						
Capias	CA	24	82	82	26	56
Felony	F	39	118	118	28	90
Misdemeanor	M	57	126	127	39	88
Show Cause	SC	9	63	63	20	43
Criminal Total		129	389	390	113	277
<u>Traffic</u>						
Capias	CA	7	28	28	9	19
Civil Violation	CV	0	1	1	1	-
Felony	F	4	11	11	4	7
Infraction	I	690	433	786	728	58
Misdemeanor	M	123	254	254	130	124
Restricted O/L	RL	1	1	1	1	-
Show Cause	SC	28	101	101	35	66
Traffic Total		853	829	1,182	908	274
<u>Civil</u>						
Abstract	AJ	6	0	6	6	-
Bond Forfeiture	BF	5	6	8	2	6
Detinue	DT	11	17	21	10	11
Garnishment	GA	59	8	63	55	8
Impoundment	IM	2	0	2	2	-
Interrogatory	IN	5	4	7	3	4
Other	OT	8	0	8	8	-
Protective Order	PO	1	0	2	2	-
Prelim Prot Order	PP	2	0	2	2	-
Petition-Restore Arms	PR	0	0	1	1	-
Show Cause	SC	0	0	1	1	-
Unlawful Detainer	UD	31	26	41	27	14
Warrant in Debt	WD	112	126	178	126	52
Civil Total		242	187	340	245	95
Culpeper Totals		1,224	1,405	1,912	1,266	646

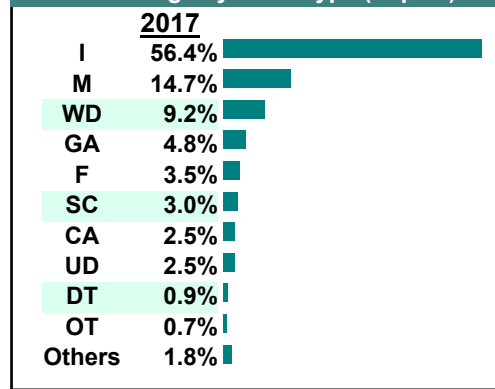
Calendared Filings with Top 12 Scheduled Times



% of Filings by Division

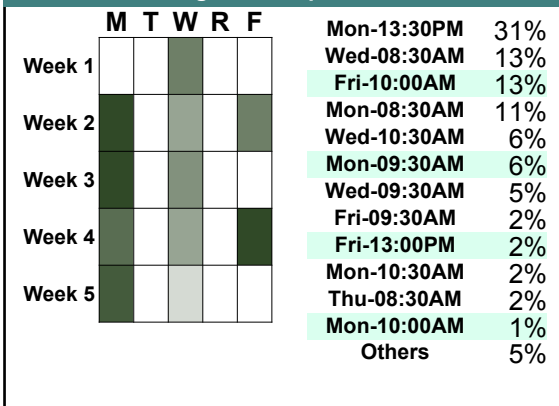


% of Filings by Case Type (Top 10)

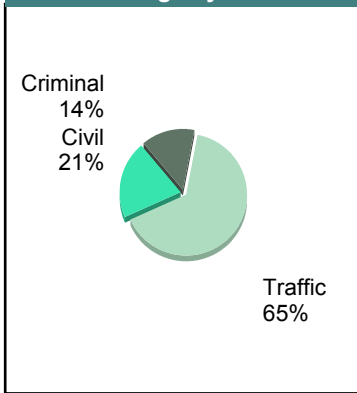


		<u>Filings</u>	<u>Hearings</u>	<u>Transactions</u>	<u>Concluded</u>	<u>Cont</u>
<u>Criminal</u>						
Capias	CA	39	92	92	26	66
Felony	F	59	199	199	76	123
Misdemeanor	M	77	196	198	83	115
Show Cause	SC	29	84	84	12	72
Criminal Total		204	571	573	197	376
<u>Traffic</u>						
Capias	CA	8	24	24	10	14
Civil Violation	CV	1	2	2	1	1
Felony	F	3	13	13	3	10
Infraction	I	765	488	857	762	95
Misdemeanor	M	125	282	282	138	144
Restricted O/L	RL	1	1	1	1	-
Show Cause	SC	38	116	116	45	71
Traffic Total		941	926	1,295	960	335
<u>Civil</u>						
Bond Forfeiture	BF	3	3	5	2	3
Detinue	DT	20	25	34	22	12
Garnishment	GA	40	6	54	48	6
Impoundment	IM	4	0	4	4	-
Interrogatory	IN	6	4	9	5	4
Other	OT	11	0	11	11	-
Protective Order	PO	5	2	7	5	2
Prelim Prot Order	PP	5	0	5	5	-
Show Cause	SC	4	1	6	5	1
Unlawful Detainer	UD	47	31	54	46	8
Warrant in Debt	WD	152	135	183	112	71
Civil Total		297	207	372	265	107
Culpeper Totals		1,442	1,704	2,240	1,422	818

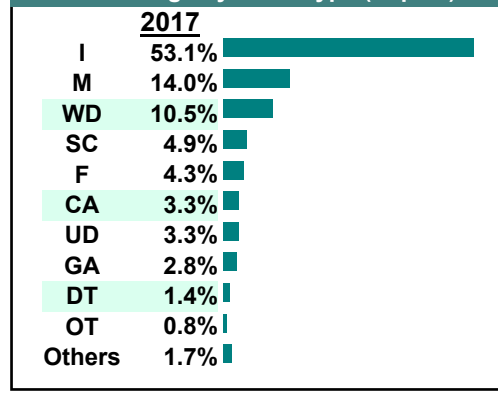
Calendared Filings with Top 12 Scheduled Times



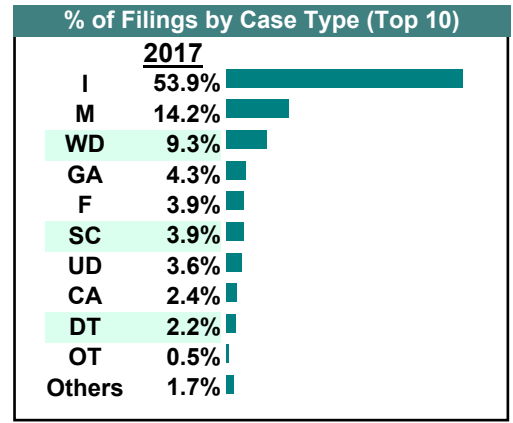
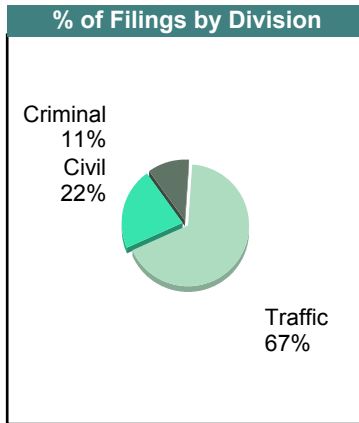
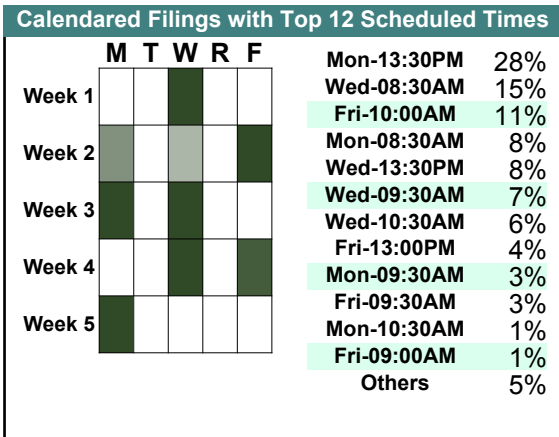
% of Filings by Division



% of Filings by Case Type (Top 10)



		<u>Filings</u>	<u>Hearings</u>	<u>Transactions</u>	<u>Concluded</u>	<u>Cont</u>
<u>Criminal</u>						
Capias	CA	25	75	75	37	38
Felony	F	49	109	109	14	95
Misdemeanor	M	57	149	154	72	82
Show Cause	SC	16	64	64	23	41
Criminal Total		147	397	402	146	256
<u>Traffic</u>						
Capias	CA	7	29	29	13	16
Civil Violation	CV	1	2	2	1	1
Felony	F	4	5	5	1	4
Infraction	I	724	431	790	708	82
Misdemeanor	M	134	249	249	118	131
Show Cause	SC	34	98	98	34	64
Traffic Total		904	814	1,173	875	298
<u>Civil</u>						
Abstract	AJ	1	0	1	1	-
Bond Forfeiture	BF	3	4	5	1	4
Detinue	DT	30	27	34	24	10
Garnishment	GA	58	8	61	53	8
Impoundment	IM	4	0	4	4	-
Interrogatory	IN	4	1	6	5	1
Other	OT	7	0	7	7	-
Protective Order	PO	6	4	8	4	4
Prelim Prot Order	PP	4	2	6	4	2
Petition-Restore Arms	PR	0	1	1	0	1
Show Cause	SC	2	0	3	3	-
Unlawful Detainer	UD	48	29	54	48	6
Warrant in Debt	WD	125	126	158	106	52
Civil Total		292	202	348	260	88
Culpeper Totals		1,343	1,413	1,923	1,281	642



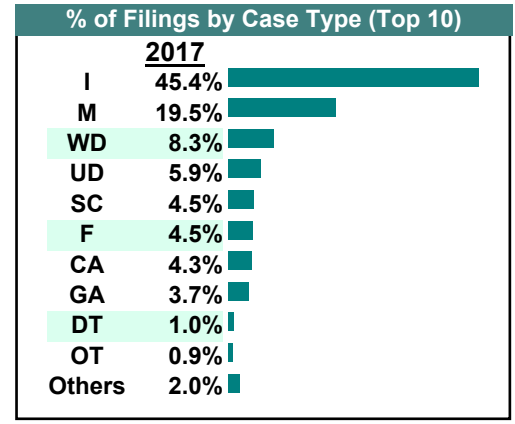
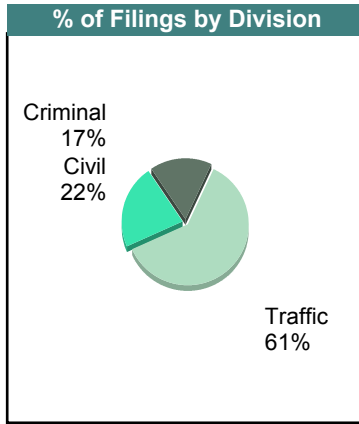
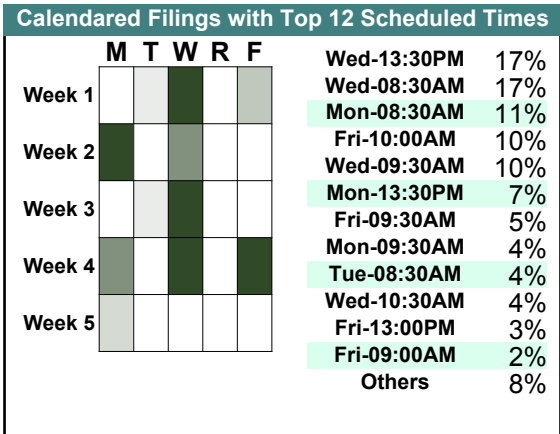
CASELOAD STATISTICS OF THE GENERAL DISTRICT COURTS

January 2017

Culpeper


District: 16

		<u>Filings</u>	<u>Hearings</u>	<u>Transactions</u>	<u>Concluded</u>	<u>Cont</u>
<u>Criminal</u>						
Capias	CA	40	87	87	23	64
Civil Violation	CV	2	2	2	2	-
Felony	F	44	141	141	61	80
Misdemeanor	M	69	169	174	67	107
Show Cause	SC	20	81	81	22	59
Criminal Total		175	480	485	175	310
<u>Traffic</u>						
Capias	CA	4	19	19	6	13
Civil Violation	CV	1	3	3	1	2
Felony	F	3	13	13	6	7
Infraction	I	479	324	569	494	75
Misdemeanor	M	137	292	292	120	172
Restricted O/L	RL	1	1	1	1	-
Show Cause	SC	22	90	90	30	60
Traffic Total		647	742	987	658	329
<u>Civil</u>						
Abstract	AJ	2	0	2	2	-
Bond Forfeiture	BF	3	2	5	3	2
Capias	CA	1	0	2	2	-
Detinue	DT	11	18	29	17	12
Garnishment	GA	39	7	46	39	7
Impoundment	IM	1	0	1	1	-
Interrogatory	IN	5	5	14	9	5
Motion for Judgment	MJ	1	0	1	1	-
Other	OT	9	0	9	9	-
Protective Order	PO	0	0	2	2	-
Prelim Prot Order	PP	4	0	4	4	-
Petition-Restore Arms	PR	1	1	1	0	1
Show Cause	SC	6	3	10	7	3
Unlawful Detainer	UD	62	50	72	62	10
Warrant in Debt	WD	88	91	116	76	40
Civil Total		233	177	314	234	80
Culpeper Totals		1,055	1,399	1,786	1,067	719

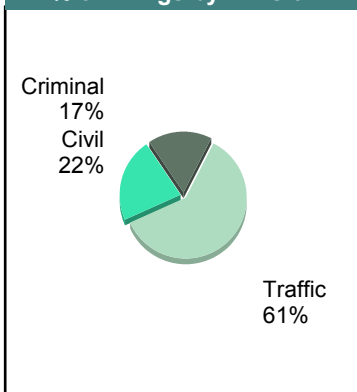


		<u>Filings</u>	<u>Hearings</u>	<u>Transactions</u>	<u>Concluded</u>	<u>Cont</u>
<u>Criminal</u>						
Capias	CA	5	12	12	5	7
Civil Violation	CV	2	12	12	6	6
Felony	F	5	20	20	13	7
Misdemeanor	M	28	79	80	30	50
Show Cause	SC	16	26	26	19	7
Criminal Total		56	149	150	73	77
<u>Traffic</u>						
Capias	CA	6	17	17	9	8
Felony	F	0	2	2	0	2
Infraction	I	142	111	181	155	24
Misdemeanor	M	30	76	76	31	44
Show Cause	SC	25	34	34	25	9
Traffic Total		203	240	310	220	87
<u>Civil</u>						
Admin License	AL	6	0	6	6	-
Garnishment	GA	11	4	11	7	4
Impoundment	IM	6	0	6	6	-
Motion for Judgment	MJ	1	1	2	1	1
Other	OT	3	0	3	3	-
Protective Order	PO	1	0	2	2	-
Prelim Prot Order	PP	1	2	2	0	2
Tenants Assertion	TA	1	2	3	1	2
Unlawful Detainer	UD	4	4	4	3	1
Warrant in Debt	WD	40	55	60	32	28
Civil Total		74	68	99	61	38
Fluvanna Totals		333	457	559	354	202

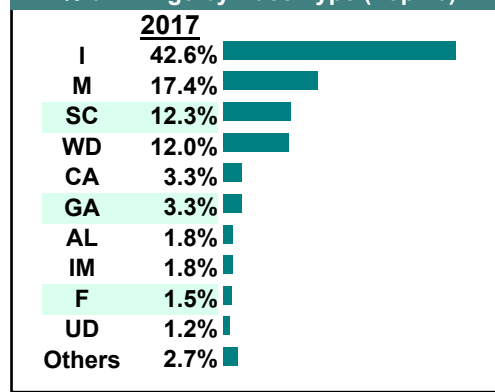
Calendared Filings with Top 12 Scheduled Times



% of Filings by Division



% of Filings by Case Type (Top 10)



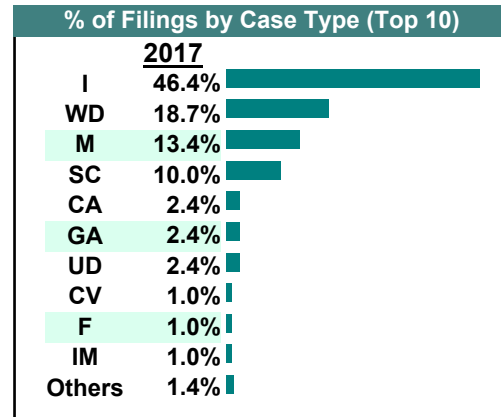
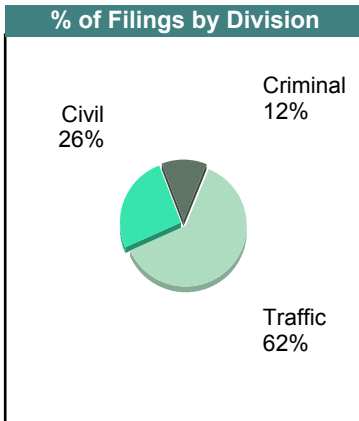
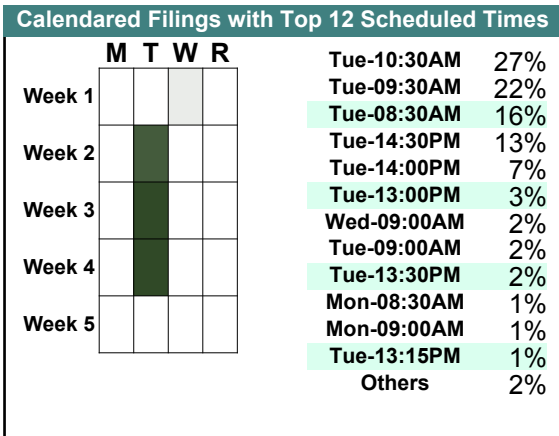
CASELOAD STATISTICS OF THE GENERAL DISTRICT COURTS

November 2017

Fluvanna

District: 16

		<u>Filings</u>	<u>Hearings</u>	<u>Transactions</u>	<u>Concluded</u>	<u>Cont</u>
<u>Criminal</u>						
Capias	CA	1	4	4	1	3
Civil Violation	CV	2	6	6	2	4
Felony	F	2	12	12	9	3
Misdemeanor	M	10	38	38	23	15
Show Cause	SC	10	12	12	6	6
Criminal Total		25	72	72	41	31
<u>Traffic</u>						
Capias	CA	4	17	17	5	12
Felony	F	0	1	1	1	-
Infraction	I	97	76	121	97	24
Misdemeanor	M	18	47	47	22	25
Show Cause	SC	11	18	18	14	4
Traffic Total		130	159	204	139	65
<u>Civil</u>						
Admin License	AL	1	0	1	1	-
Bond Forfeiture	BF	1	1	1	0	1
Garnishment	GA	5	5	9	4	5
Impoundment	IM	2	0	2	2	-
Protective Order	PO	1	1	3	2	1
Unlawful Detainer	UD	5	4	5	5	-
Warrant in Debt	WD	39	49	71	40	31
Civil Total		54	60	92	54	38
Fluvanna Totals		209	291	368	234	134



CASELOAD STATISTICS OF THE GENERAL DISTRICT COURTS

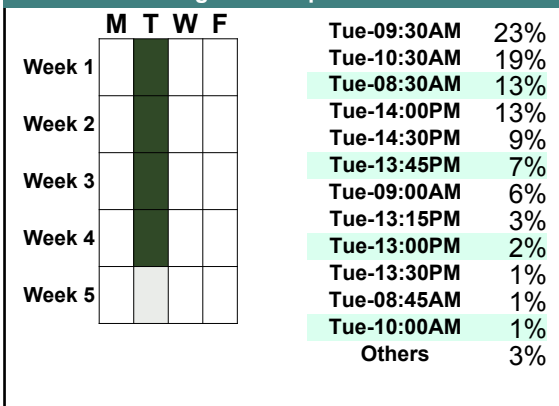
October 2017

Fluvanna

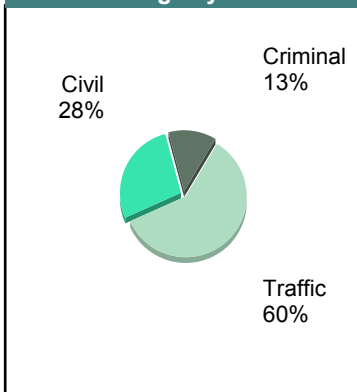
District: 16

		<u>Filings</u>	<u>Hearings</u>	<u>Transactions</u>	<u>Concluded</u>	<u>Cont</u>
<u>Criminal</u>						
Capias	CA	1	12	12	3	9
Civil Violation	CV	0	2	2	1	1
Felony	F	2	8	8	4	4
Misdemeanor	M	18	64	64	29	34
Show Cause	SC	13	27	27	19	6
Criminal Total		34	113	113	56	54
<u>Traffic</u>						
Capias	CA	9	14	14	4	10
Felony	F	0	4	4	3	1
Infraction	I	98	70	114	102	10
Misdemeanor	M	17	58	58	38	20
Show Cause	SC	36	42	42	18	12
Traffic Total		160	188	232	165	53
<u>Civil</u>						
Admin License	AL	4	0	4	4	-
Garnishment	GA	19	1	20	19	-
Impoundment	IM	2	0	2	2	-
Interrogatory	IN	1	2	4	2	2
Other	OT	2	0	2	2	-
Protective Order	PO	1	1	1	0	1
Prelim Prot Order	PP	0	0	1	1	-
Show Cause	SC	2	1	3	2	1
Tenants Assertion	TA	1	1	1	0	1
Unlawful Detainer	UD	7	7	10	9	1
Warrant in Debt	WD	35	39	49	29	20
Civil Total		74	52	97	70	26
Fluvanna Totals		268	353	442	291	133

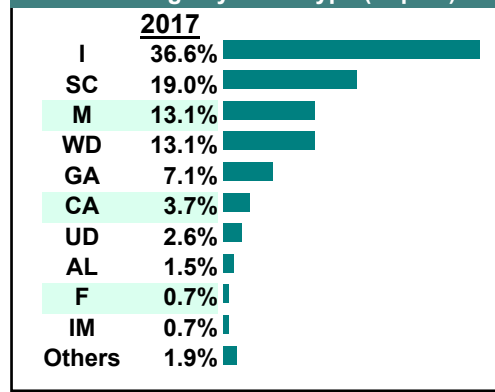
Calendared Filings with Top 12 Scheduled Times



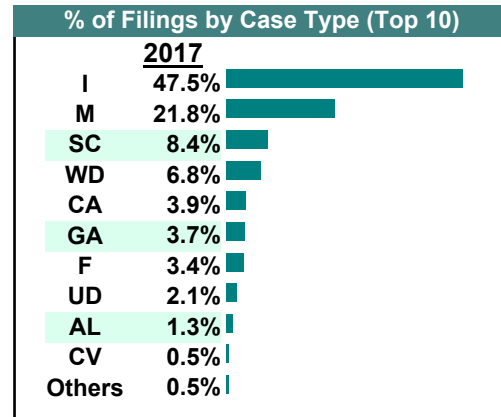
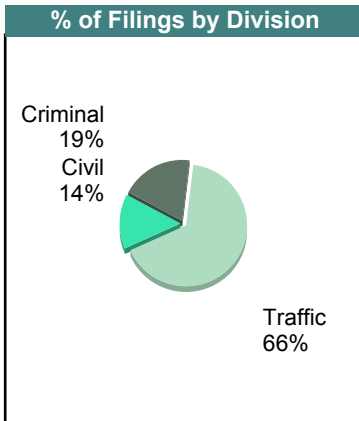
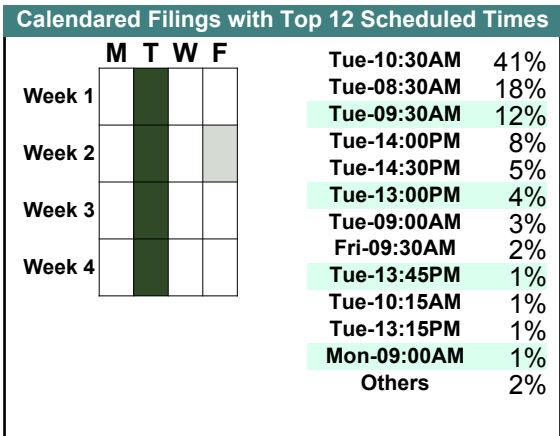
% of Filings by Division



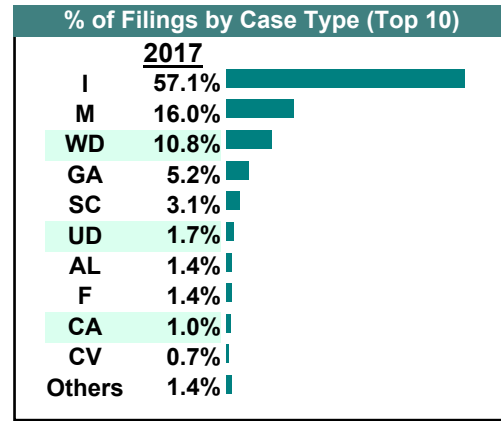
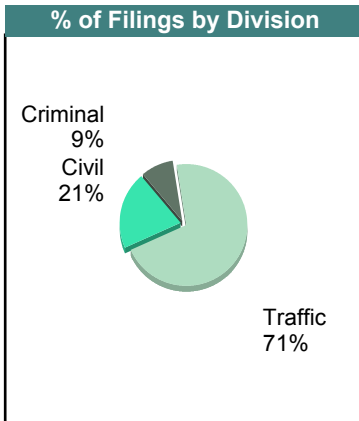
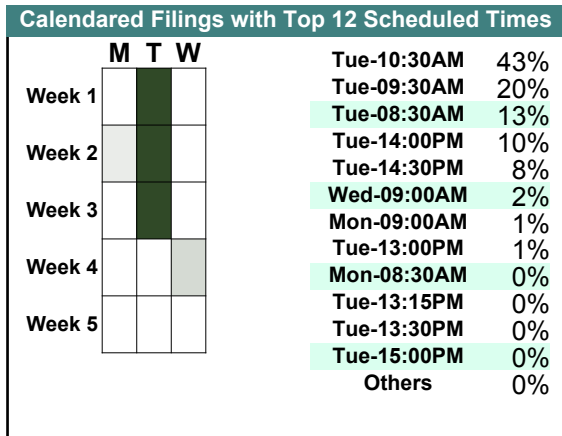
% of Filings by Case Type (Top 10)



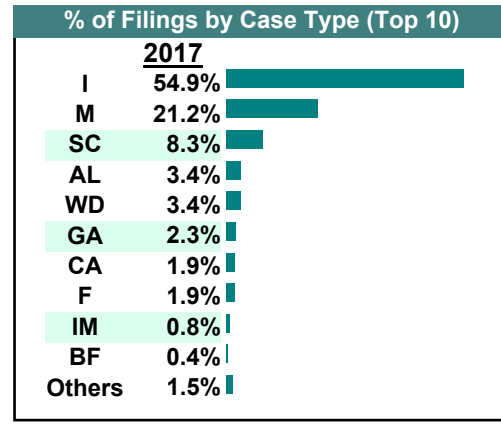
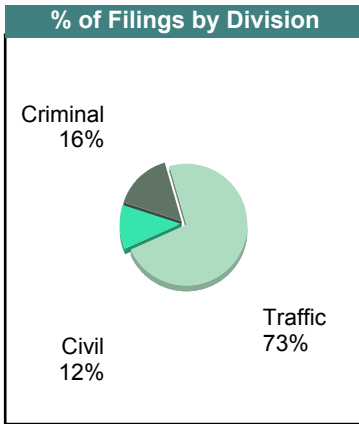
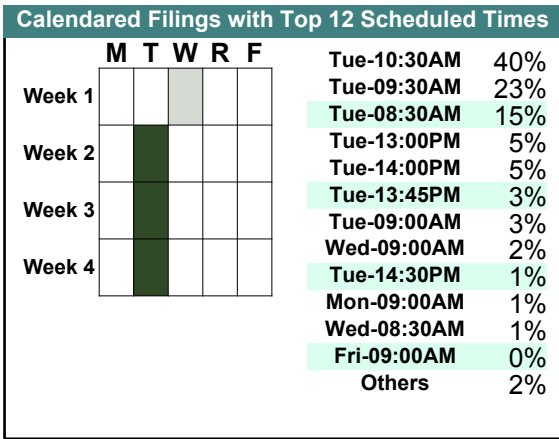
		<u>Filings</u>	<u>Hearings</u>	<u>Transactions</u>	<u>Concluded</u>	<u>Cont</u>
<u>Criminal</u>						
Capias	CA	8	10	10	4	6
Civil Violation	CV	2	5	5	0	5
Felony	F	13	23	23	6	17
Misdemeanor	M	33	71	76	31	44
Show Cause	SC	17	27	27	17	10
Criminal Total		73	136	141	58	82
<u>Traffic</u>						
Capias	CA	7	17	17	6	11
Felony	F	0	1	1	0	1
Infraction	I	181	140	212	169	42
Misdemeanor	M	50	91	91	46	45
Show Cause	SC	15	16	16	15	1
Traffic Total		253	265	337	236	100
<u>Civil</u>						
Admin License	AL	5	0	5	5	-
Garnishment	GA	14	2	15	13	1
Interrogatory	IN	0	0	1	1	-
Other	OT	1	0	1	1	-
Prelim Prot Order	PP	1	1	1	0	1
Unlawful Detainer	UD	8	9	10	8	2
Warrant in Debt	WD	26	31	36	26	10
Civil Total		55	43	69	54	14
Fluvanna Totals		381	444	547	348	196



		<u>Filings</u>	<u>Hearings</u>	<u>Transactions</u>	<u>Concluded</u>	<u>Cont</u>
<u>Criminal</u>						
Capias	CA	0	5	5	2	3
Civil Violation	CV	2	2	2	0	2
Felony	F	1	15	15	13	2
Misdemeanor	M	14	37	37	15	22
Show Cause	SC	8	16	16	8	8
Criminal Total		25	75	75	38	37
<u>Traffic</u>						
Capias	CA	3	9	9	6	3
Felony	F	3	3	3	0	3
Infraction	I	164	103	177	158	18
Misdemeanor	M	32	54	54	23	31
Show Cause	SC	1	3	3	1	2
Traffic Total		203	172	246	188	57
<u>Civil</u>						
Admin License	AL	4	0	4	4	-
Garnishment	GA	15	4	20	16	2
Impoundment	IM	1	0	1	1	-
Interrogatory	IN	2	3	3	0	2
Motion for Judgment	MJ	1	0	1	1	-
Unlawful Detainer	UD	5	5	8	6	2
Warrant in Debt	WD	31	51	56	32	24
Civil Total		59	63	93	60	30
Fluvanna Totals		287	310	414	286	124



		<u>Filings</u>	<u>Hearings</u>	<u>Transactions</u>	<u>Concluded</u>	<u>Cont</u>
<u>Criminal</u>						
Capias	CA	0	5	5	1	4
Felony	F	5	33	33	11	22
Misdemeanor	M	26	78	82	38	44
Show Cause	SC	10	17	17	10	7
Criminal Total		41	133	137	60	77
<u>Traffic</u>						
Capias	CA	5	13	13	5	8
Felony	F	0	3	3	0	3
Infraction	I	145	109	187	168	19
Misdemeanor	M	30	63	63	28	35
Show Cause	SC	12	17	17	11	6
Traffic Total		192	205	283	212	71
<u>Civil</u>						
Admin License	AL	9	1	9	8	-
Bond Forfeiture	BF	1	0	1	1	-
Garnishment	GA	6	1	7	6	1
Impoundment	IM	2	0	2	2	-
Interrogatory	IN	1	1	1	0	1
Motion for Judgment	MJ	1	1	1	0	1
Other	OT	1	0	1	1	-
Protective Order	PO	0	1	1	0	1
Prelim Prot Order	PP	0	0	1	1	-
Unlawful Detainer	UD	1	0	1	1	-
Warrant in Debt	WD	9	11	13	3	10
Civil Total		31	16	38	23	14
Fluvanna Totals		264	354	458	295	162

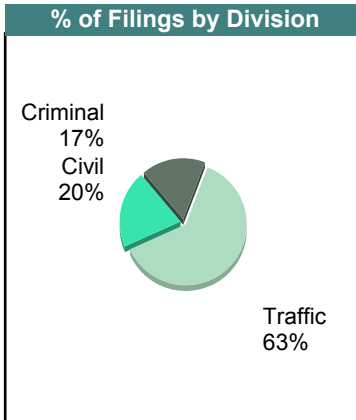


		<u>Filings</u>	<u>Hearings</u>	<u>Transactions</u>	<u>Concluded</u>	<u>Cont</u>
<u>Criminal</u>						
Capias	CA	4	11	11	5	6
Civil Violation	CV	2	5	5	2	3
Felony	F	7	60	60	30	30
Misdemeanor	M	34	95	97	32	65
Show Cause	SC	11	33	33	15	17
Criminal Total		58	204	206	84	121
<u>Traffic</u>						
Capias	CA	7	21	21	10	11
Felony	F	0	2	2	1	1
Infraction	I	148	111	178	142	36
Misdemeanor	M	36	79	79	28	51
Show Cause	SC	23	32	32	26	6
Traffic Total		214	245	312	207	105
<u>Civil</u>						
Admin License	AL	5	0	5	5	-
Garnishment	GA	15	4	16	12	4
Impoundment	IM	4	0	4	4	-
Interrogatory	IN	1	1	2	1	1
Motion for Judgment	MJ	0	0	2	2	-
Other	OT	3	0	3	3	-
Protective Order	PO	1	2	3	1	2
Prelim Prot Order	PP	0	1	2	1	1
Tenants Assertion	TA	1	2	2	1	1
Unlawful Detainer	UD	6	5	7	5	2
Warrant in Debt	WD	34	34	47	35	12
Civil Total		70	49	93	70	23
Fluvanna Totals		342	498	611	361	249

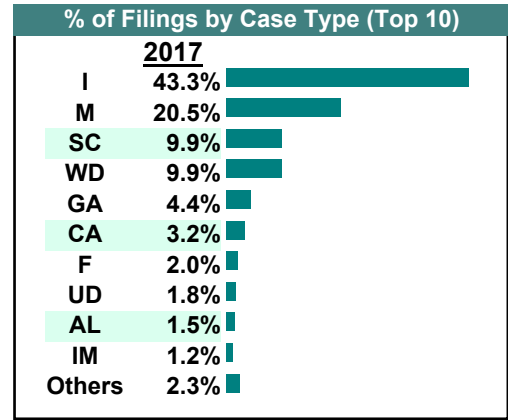
Calendared Filings with Top 12 Scheduled Times

	M	T	W	F		
Week 1	█	█			Tue-09:30AM	28%
					Tue-10:30AM	23%
Week 2					Tue-08:30AM	20%
					Tue-14:00PM	11%
Week 3					Tue-14:30PM	5%
					Tue-13:30PM	4%
Week 4					Tue-09:00AM	2%
					Tue-13:45PM	2%
					Tue-13:00PM	2%
					Mon-09:00AM	1%
					Mon-09:30AM	1%
					Fri-09:00AM	0%
					Others	2%

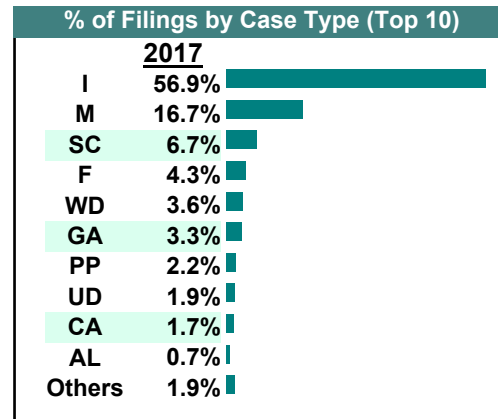
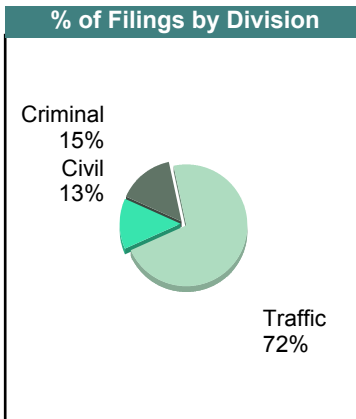
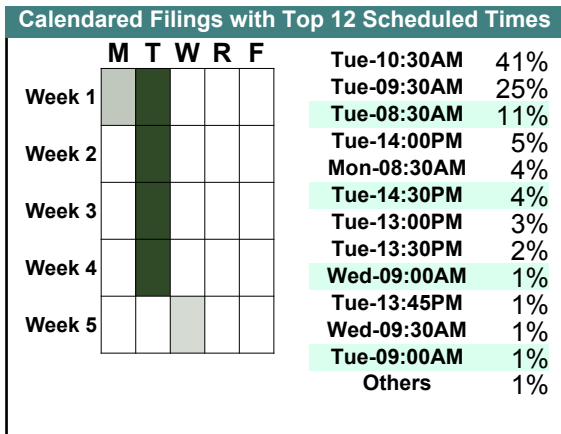
% of Filings by Division



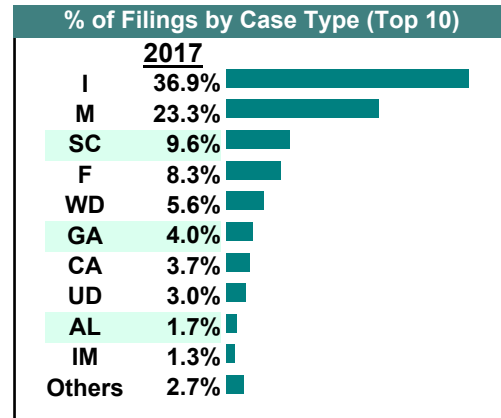
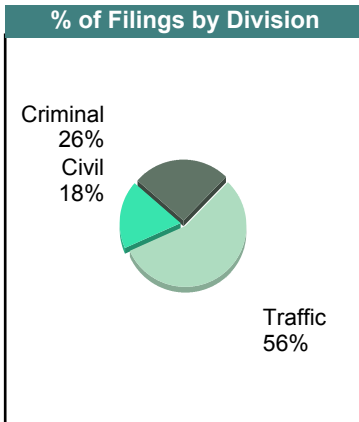
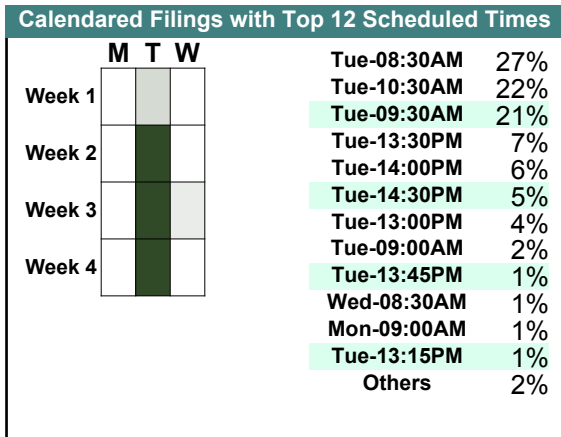
% of Filings by Case Type (Top 10)



		Filings	Hearings	Transactions	Concluded	Cont
<u>Criminal</u>						
Capias	CA	1	11	11	5	6
Civil Violation	CV	1	3	3	1	2
Felony	F	18	42	42	11	31
Misdemeanor	M	31	82	84	34	50
Show Cause	SC	12	24	24	12	12
Criminal Total		63	162	164	63	101
<u>Traffic</u>						
Capias	CA	6	15	15	5	10
Felony	F	0	2	2	0	2
Infraction	I	238	182	268	216	50
Misdemeanor	M	39	76	76	36	40
Show Cause	SC	16	29	29	20	9
Traffic Total		299	304	390	277	111
<u>Civil</u>						
Admin License	AL	3	0	3	3	-
Garnishment	GA	14	1	14	13	-
Impoundment	IM	2	0	2	2	-
Interrogatory	IN	1	0	1	1	-
Protective Order	PO	3	1	5	4	1
Prelim Prot Order	PP	9	2	10	8	2
Tenants Assertion	TA	1	0	1	1	-
Unlawful Detainer	UD	8	4	8	8	-
Warrant in Debt	WD	15	14	21	15	6
Civil Total		56	22	65	55	9
Fluvanna Totals		418	488	619	395	221



		<u>Filings</u>	<u>Hearings</u>	<u>Transactions</u>	<u>Concluded</u>	<u>Cont</u>
<u>Criminal</u>						
Capias	CA	7	16	16	4	12
Civil Violation	CV	1	2	2	1	1
Felony	F	23	65	65	17	48
Misdemeanor	M	30	59	59	17	41
Show Cause	SC	17	26	26	13	13
Criminal Total		78	168	168	52	115
<u>Traffic</u>						
Capias	CA	4	16	16	5	11
Felony	F	2	3	3	1	2
Infraction	I	111	90	134	109	25
Misdemeanor	M	40	82	82	46	36
Show Cause	SC	12	20	20	15	5
Traffic Total		169	211	255	176	79
<u>Civil</u>						
Admin License	AL	5	0	5	5	-
Garnishment	GA	12	4	15	11	4
Impoundment	IM	4	0	4	4	-
Interrogatory	IN	1	1	1	0	1
Other	OT	3	0	3	3	-
Protective Order	PO	1	1	2	1	1
Prelim Prot Order	PP	1	0	2	2	-
Tenants Assertion	TA	1	1	1	1	-
Unlawful Detainer	UD	9	8	9	7	2
Warrant in Debt	WD	17	38	49	30	18
Civil Total		54	53	91	64	26
Fluvanna Totals		301	432	514	292	220

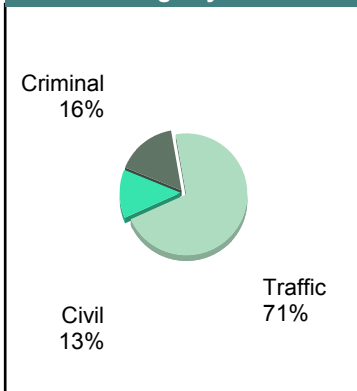


		<u>Filings</u>	<u>Hearings</u>	<u>Transactions</u>	<u>Concluded</u>	<u>Cont</u>
<u>Criminal</u>						
Capias	CA	5	16	16	6	10
Civil Violation	CV	0	1	1	0	1
Felony	F	5	29	29	12	17
Misdemeanor	M	27	64	65	29	36
Show Cause	SC	20	27	27	18	9
Criminal Total		57	137	138	65	73
<u>Traffic</u>						
Capias	CA	5	21	21	6	15
Felony	F	0	2	2	1	1
Infraction	I	199	123	217	197	20
Misdemeanor	M	38	80	80	46	34
Show Cause	SC	13	18	18	13	5
Traffic Total		255	244	338	263	75
<u>Civil</u>						
Admin License	AL	7	0	7	7	-
Bond Forfeiture	BF	3	0	3	3	-
Garnishment	GA	4	0	5	5	-
Impoundment	IM	3	0	3	3	-
Interrogatory	IN	1	0	7	7	-
Motion for Judgment	MJ	2	2	2	0	2
Other	OT	0	0	1	1	-
Protective Order	PO	1	1	1	0	1
Prelim Prot Order	PP	2	3	3	0	3
Show Cause	SC	0	0	3	3	-
Unlawful Detainer	UD	4	6	8	6	2
Warrant in Debt	WD	19	31	38	22	15
Civil Total		46	43	81	57	23
Fluvanna Totals		358	424	557	385	171

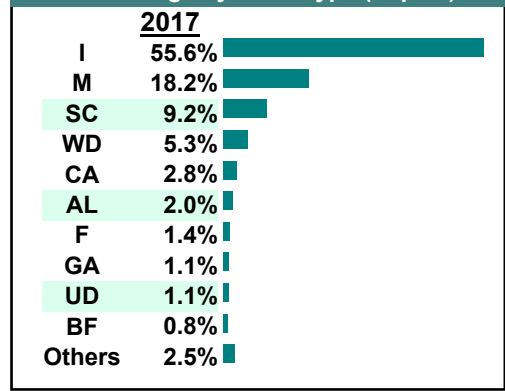
Calendared Filings with Top 12 Scheduled Times

	M	T	W	R	F		
Week 1	█					Tue-09:30AM	37%
						Tue-10:30AM	28%
Week 2						Tue-08:30AM	12%
						Tue-14:00PM	5%
Week 3						Tue-13:00PM	5%
						Tue-09:00AM	4%
Week 4						Tue-14:30PM	2%
						Mon-09:00AM	1%
						Tue-10:00AM	1%
						Tue-13:15PM	1%
						Wed-09:00AM	1%
						Tue-13:30PM	1%
						Others	1%

% of Filings by Division

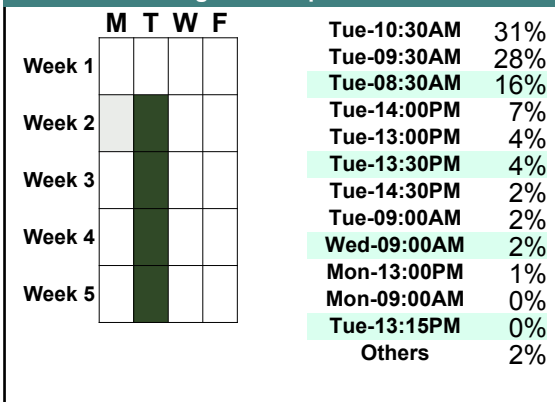


% of Filings by Case Type (Top 10)

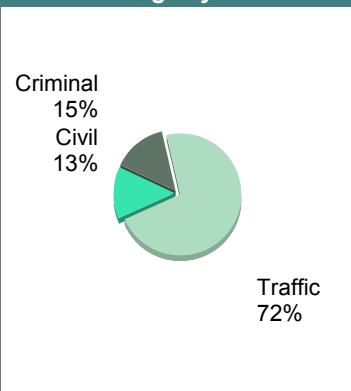


		<u>Filings</u>	<u>Hearings</u>	<u>Transactions</u>	<u>Concluded</u>	<u>Cont</u>
<u>Criminal</u>						
Capias	CA	4	15	15	6	9
Civil Violation	CV	1	4	4	2	2
Felony	F	13	50	50	15	35
Misdemeanor	M	45	101	102	43	59
Motion	MO	1	1	1	1	-
Show Cause	SC	13	24	24	13	11
Criminal Total		77	195	196	80	116
<u>Traffic</u>						
Capias	CA	9	24	24	12	12
Felony	F	2	7	7	2	5
Infraction	I	281	175	308	277	31
Misdemeanor	M	64	111	111	55	56
Show Cause	SC	22	29	29	13	15
Traffic Total		378	346	479	359	119
<u>Civil</u>						
Admin License	AL	5	0	5	5	-
Detinue	DT	1	0	2	2	-
Garnishment	GA	13	1	15	14	1
Impoundment	IM	5	0	5	5	-
Interrogatory	IN	1	5	6	1	5
Motion for Judgment	MJ	0	0	2	2	-
Other	OT	4	1	4	3	1
Protective Order	PO	3	1	3	2	1
Prelim Prot Order	PP	2	1	3	2	1
Show Cause	SC	1	3	3	0	3
Tenants Assertion	TA	0	0	1	1	-
Unlawful Detainer	UD	4	5	6	5	1
Warrant in Debt	WD	32	35	52	27	25
Civil Total		71	52	107	69	38
Fluvanna Totals		526	593	782	508	273

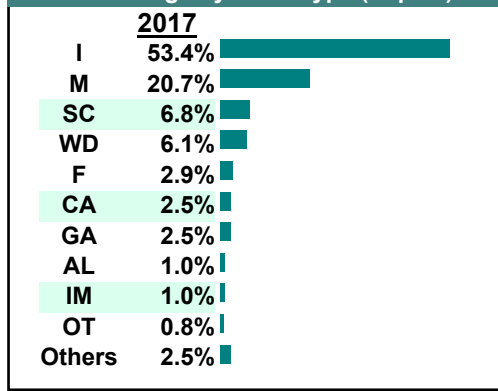
Calendared Filings with Top 12 Scheduled Times



% of Filings by Division

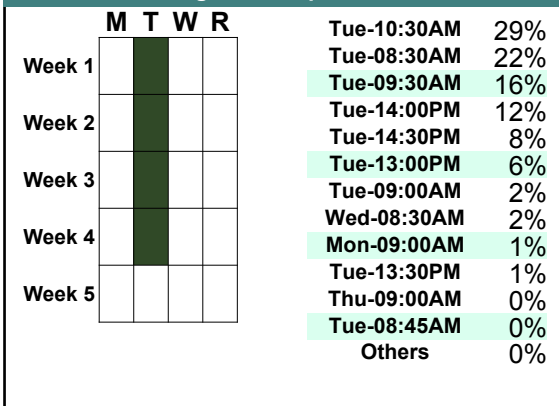


% of Filings by Case Type (Top 10)

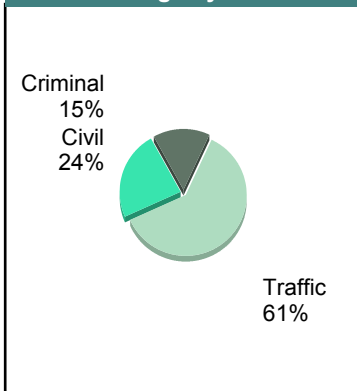


		Filings	Hearings	Transactions	Concluded	Cont
<u>Criminal</u>						
Capias	CA	4	14	14	3	11
Civil Violation	CV	0	1	1	1	-
Felony	F	6	26	26	1	25
Misdemeanor	M	24	39	40	12	27
Show Cause	SC	7	14	14	5	9
Criminal Total		41	94	95	22	72
<u>Traffic</u>						
Capias	CA	5	18	18	2	16
Felony	F	1	2	2	1	1
Infraction	I	111	76	125	109	16
Misdemeanor	M	40	59	59	24	35
Show Cause	SC	9	10	10	9	1
Traffic Total		166	165	214	145	69
<u>Civil</u>						
Admin License	AL	2	0	2	2	-
Bond Forfeiture	BF	0	1	1	1	-
Detinue	DT	1	1	2	1	1
Garnishment	GA	11	3	13	10	3
Impoundment	IM	3	0	3	3	-
Interrogatory	IN	4	6	6	0	6
Other	OT	1	0	1	1	-
Prelim Prot Order	PP	1	0	1	1	-
Show Cause	SC	2	2	2	0	2
Tenants Assertion	TA	0	2	2	0	2
Unlawful Detainer	UD	12	10	14	10	4
Warrant in Debt	WD	27	29	43	32	11
Civil Total		64	54	90	61	29
Fluvanna Totals		271	313	399	228	170

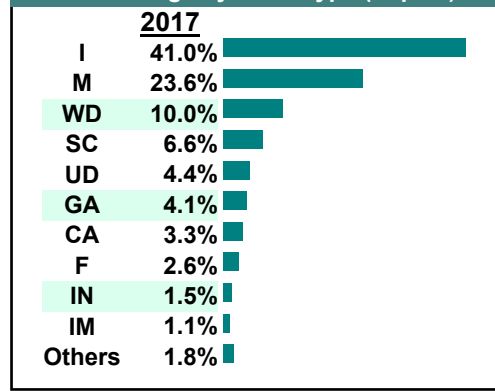
Calendared Filings with Top 12 Scheduled Times



% of Filings by Division

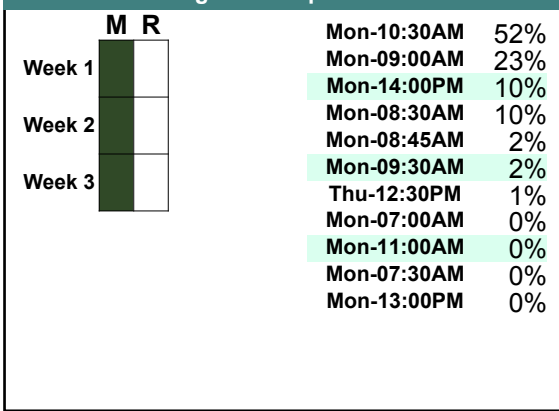


% of Filings by Case Type (Top 10)

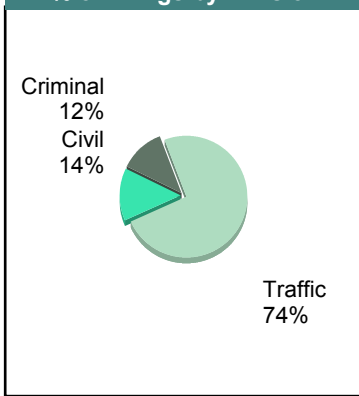


		<u>Filings</u>	<u>Hearings</u>	<u>Transactions</u>	<u>Concluded</u>	<u>Cont</u>
<u>Criminal</u>						
Capias	CA	3	10	10	4	6
Civil Violation	CV	2	8	8	6	2
Felony	F	14	27	27	4	22
Misdemeanor	M	23	70	70	22	47
Show Cause	SC	3	19	19	3	16
Criminal Total		45	134	134	39	93
<u>Traffic</u>						
Capias	CA	2	12	12	4	8
Infraction	I	215	167	276	232	44
Misdemeanor	M	60	109	109	63	46
Show Cause	SC	0	4	4	2	2
Traffic Total		277	292	401	301	100
<u>Civil</u>						
Admin License	AL	7	0	7	7	-
Detinue	DT	1	1	1	0	1
Garnishment	GA	3	0	6	6	-
Impoundment	IM	2	0	2	2	-
Interrogatory	IN	2	2	2	0	2
Overweight	OC	3	1	3	2	1
Other	OT	0	1	1	0	1
Protective Order	PO	2	0	2	2	-
Show Cause	SC	1	0	1	1	-
Unlawful Detainer	UD	7	4	7	6	1
Warrant in Debt	WD	24	23	28	15	13
Civil Total		52	32	60	41	19
Goochland Totals		374	458	595	381	212

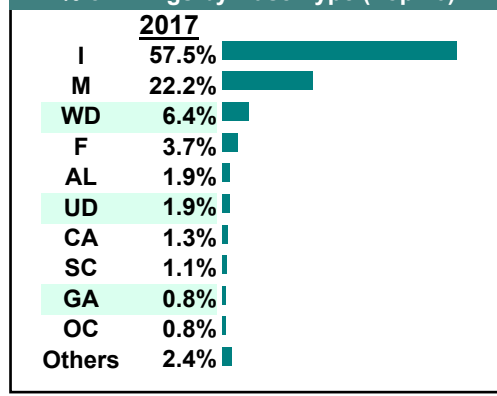
Calendared Filings with Top 12 Scheduled Times



% of Filings by Division



% of Filings by Case Type (Top 10)



CASELOAD STATISTICS OF THE GENERAL DISTRICT COURTS

November 2017

Goochland

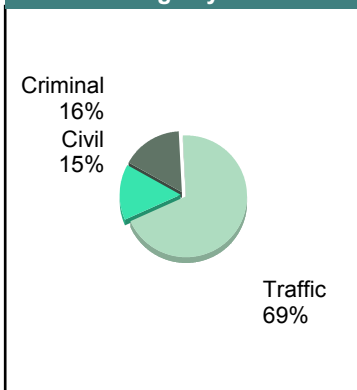
District: 16

		<u>Filings</u>	<u>Hearings</u>	<u>Transactions</u>	<u>Concluded</u>	<u>Cont</u>
<u>Criminal</u>						
Capias	CA	4	7	7	2	5
Civil Violation	CV	3	7	7	1	6
Felony	F	11	28	28	5	23
Misdemeanor	M	34	120	120	42	76
Show Cause	SC	15	28	28	11	16
Criminal Total		67	190	190	61	126
<u>Traffic</u>						
Capias	CA	2	8	8	3	5
Felony	F	1	5	5	1	4
Infraction	I	218	203	310	253	55
Misdemeanor	M	61	133	133	73	60
Show Cause	SC	2	12	12	3	9
Traffic Total		284	361	468	333	133
<u>Civil</u>						
Admin License	AL	6	1	6	5	1
Detinue	DT	0	0	1	1	-
Garnishment	GA	14	3	14	11	3
Impoundment	IM	2	0	2	2	-
Interrogatory	IN	2	1	2	1	1
Motion for Judgment	MJ	0	0	1	1	-
Overweight	OC	4	0	6	6	-
Unlawful Detainer	UD	6	4	8	7	1
Warrant in Debt	WD	26	22	33	28	5
Civil Total		60	31	73	62	11
Goochland Totals		411	582	731	456	270

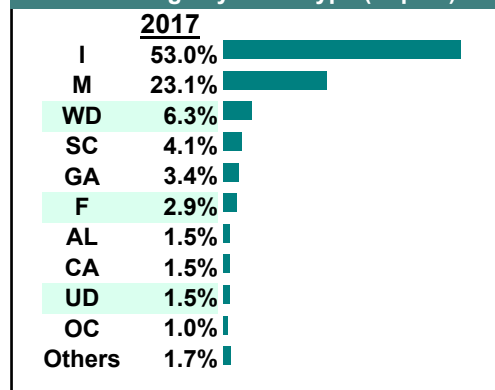
Calendared Filings with Top 12 Scheduled Times

	M	T		
Week 1			Mon-09:00AM	39%
			Mon-10:30AM	36%
			Mon-14:00PM	13%
Week 2			Mon-08:30AM	6%
			Mon-08:45AM	3%
Week 3			Mon-13:00PM	2%
			Mon-08:00AM	0%
Week 4			Mon-09:30AM	0%
			Mon-12:30PM	0%
			Tue-12:30PM	0%
			Mon-07:30AM	0%
			Mon-11:00AM	0%
		Others	0%	

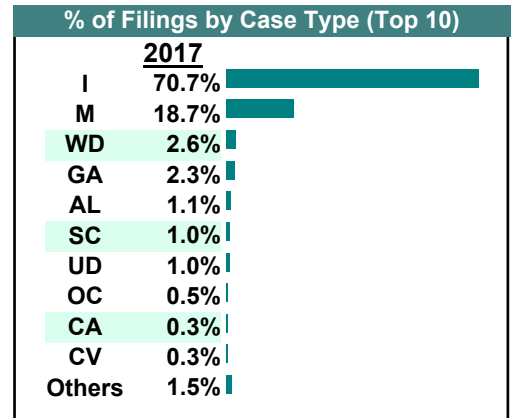
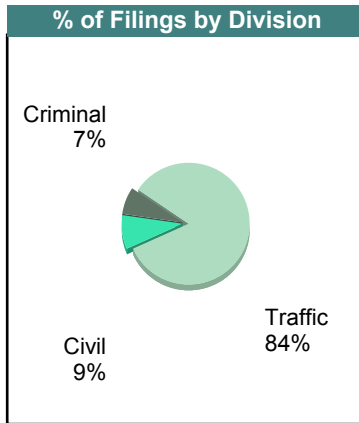
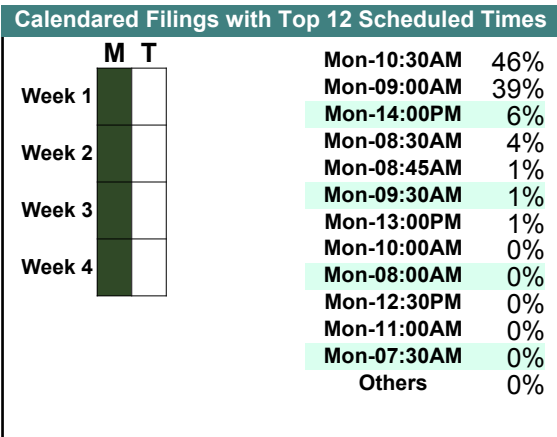
% of Filings by Division



% of Filings by Case Type (Top 10)



		Filings	Hearings	Transactions	Concluded	Cont
<u>Criminal</u>						
Capias	CA	1	3	3	2	1
Civil Violation	CV	2	4	4	0	4
Felony	F	0	8	8	6	2
Misdemeanor	M	36	115	117	36	81
Show Cause	SC	5	12	12	2	10
Criminal Total		44	142	144	46	98
<u>Traffic</u>						
Capias	CA	1	8	8	1	7
Felony	F	0	3	3	3	-
Infraction	I	434	313	517	407	107
Misdemeanor	M	79	137	137	74	63
Restricted O/L	RL	1	1	1	0	-
Show Cause	SC	0	3	3	0	3
Traffic Total		515	465	669	485	180
<u>Civil</u>						
Admin License	AL	7	0	7	7	-
Detinue	DT	1	1	2	2	-
Garnishment	GA	14	0	16	16	-
Impoundment	IM	2	0	2	2	-
Motion for Judgment	MJ	1	2	2	0	2
Overweight	OC	3	2	3	1	2
Other	OT	2	2	3	1	2
Protective Order	PO	1	0	1	1	-
Prelim Prot Order	PP	1	0	1	1	-
Show Cause	SC	1	0	1	1	-
Unlawful Detainer	UD	6	2	6	5	1
Warrant in Debt	WD	16	21	33	22	11
Civil Total		55	30	77	59	18
Goochland Totals		614	637	890	590	296



CASELOAD STATISTICS OF THE GENERAL DISTRICT COURTS


September 2017

Goochland

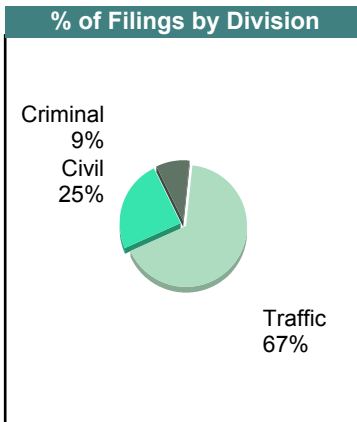
District: 16

		<u>Filings</u>	<u>Hearings</u>	<u>Transactions</u>	<u>Concluded</u>	<u>Cont</u>
<u>Criminal</u>						
Capias	CA	2	3	3	1	2
Civil Violation	CV	2	6	6	2	4
Felony	F	2	18	18	2	16
Misdemeanor	M	47	115	115	32	83
Show Cause	SC	2	12	12	4	8
Criminal Total		55	154	154	41	113
<u>Traffic</u>						
Capias	CA	6	8	8	0	8
Felony	F	1	3	3	0	3
Infraction	I	354	210	434	360	73
Misdemeanor	M	53	105	106	64	41
Show Cause	SC	1	2	2	0	2
Traffic Total		415	328	553	424	127
<u>Civil</u>						
Admin License	AL	14	0	14	14	-
Capias	CA	0	0	1	1	-
Detinue	DT	0	1	1	0	1
Garnishment	GA	4	1	7	6	1
Impoundment	IM	4	0	4	4	-
Interrogatory	IN	0	0	2	2	-
Other	OT	1	0	1	1	-
Prelim Prot Order	PP	2	0	2	2	-
Show Cause	SC	1	0	2	2	-
Unlawful Detainer	UD	5	4	6	5	1
Warrant in Debt	WD	122	46	140	124	16
Civil Total		153	52	180	161	19
Goochland Totals		623	534	887	626	259

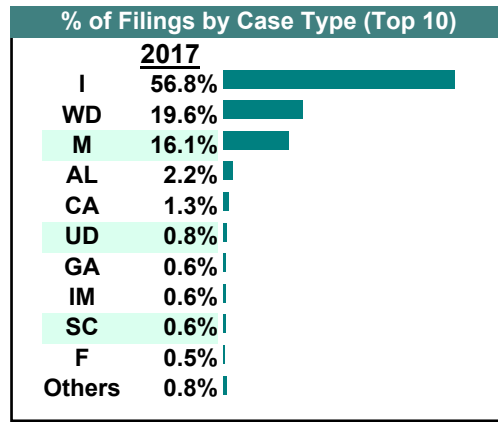
Calendared Filings with Top 12 Scheduled Times



% of Filings by Division

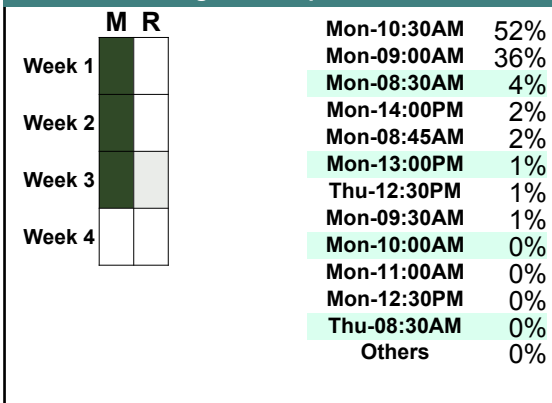


% of Filings by Case Type (Top 10)

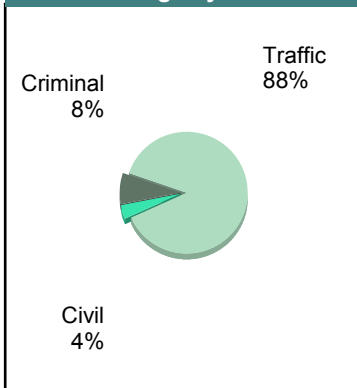


		Filings	Hearings	Transactions	Concluded	Cont
<u>Criminal</u>						
Capias	CA	3	8	8	3	5
Civil Violation	CV	2	4	4	0	4
Felony	F	5	12	12	2	10
Misdemeanor	M	37	101	101	23	78
Show Cause	SC	8	18	18	3	15
Criminal Total		55	143	143	31	112
<u>Traffic</u>						
Capias	CA	0	1	1	1	-
Felony	F	4	5	5	1	4
Infraction	I	457	312	515	438	77
Misdemeanor	M	124	176	176	112	64
Show Cause	SC	2	4	4	0	4
Traffic Total		587	498	701	552	149
<u>Civil</u>						
Admin License	AL	5	0	5	5	-
Capias	CA	1	1	1	0	1
Garnishment	GA	0	0	2	2	-
Impoundment	IM	2	0	2	2	-
Overweight	OC	1	0	4	4	-
Protective Order	PO	1	0	1	1	-
Prelim Prot Order	PP	1	0	1	1	-
Unlawful Detainer	UD	2	1	3	2	1
Warrant in Debt	WD	11	15	15	9	6
Civil Total		24	17	34	26	8
Goochland Totals		666	658	878	609	269

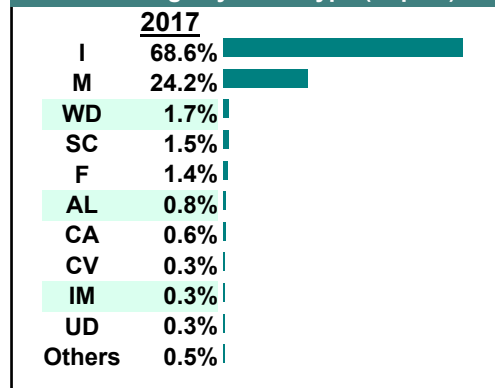
Calendared Filings with Top 12 Scheduled Times



% of Filings by Division




% of Filings by Case Type (Top 10)

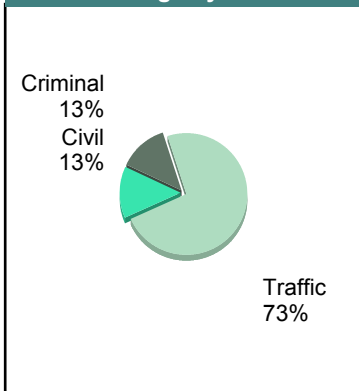


		<u>Filings</u>	<u>Hearings</u>	<u>Transactions</u>	<u>Concluded</u>	<u>Cont</u>
<u>Criminal</u>						
Capias	CA	5	10	10	3	7
Civil Violation	CV	2	8	8	3	5
Felony	F	4	30	30	9	21
Misdemeanor	M	58	134	143	49	94
Show Cause	SC	5	22	22	9	13
Criminal Total		74	204	213	73	140
<u>Traffic</u>						
Capias	CA	2	8	8	3	5
Felony	F	1	3	3	2	1
Infraction	I	331	195	378	323	55
Misdemeanor	M	80	127	127	69	58
Show Cause	SC	0	3	3	0	3
Traffic Total		414	336	519	397	122
<u>Civil</u>						
Admin License	AL	12	0	12	12	-
Detinue	DT	2	2	2	0	2
Garnishment	GA	12	4	13	9	4
Impoundment	IM	3	0	3	3	-
Interrogatory	IN	0	2	2	0	2
Overweight	OC	1	0	1	1	-
Other	OT	1	0	1	1	-
Protective Order	PO	1	0	1	1	-
Restricted O/L	RL	1	0	1	1	-
Show Cause	SC	0	1	1	0	1
Unlawful Detainer	UD	9	8	11	9	2
Warrant in Debt	WD	34	34	44	23	21
Civil Total		76	51	92	60	32
Goochland Totals		564	591	824	530	294

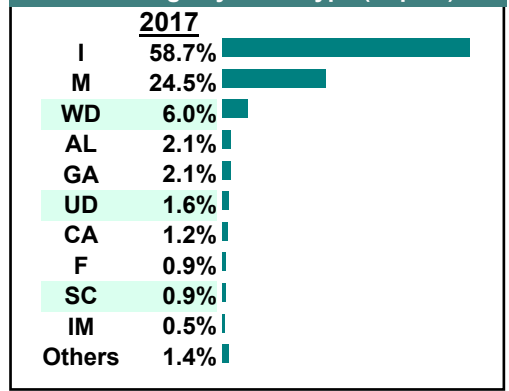
Calendared Filings with Top 12 Scheduled Times



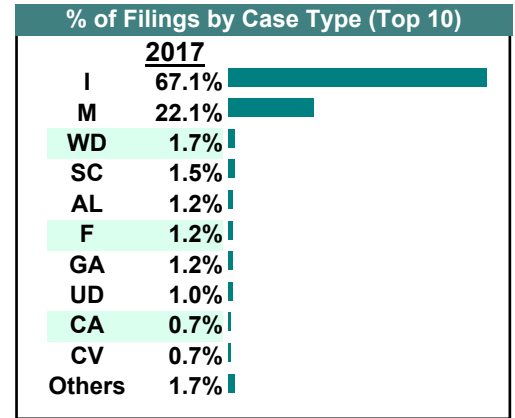
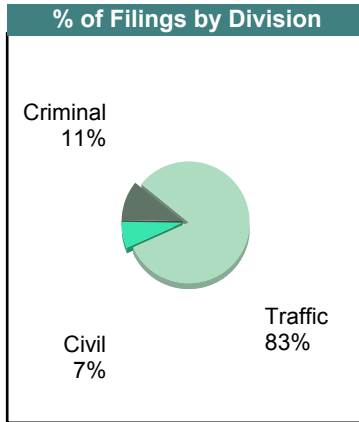
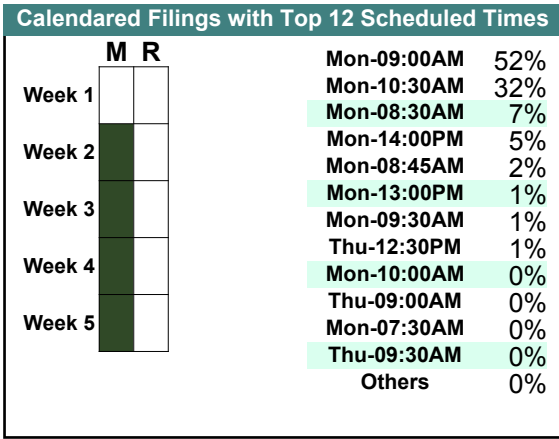
% of Filings by Division



% of Filings by Case Type (Top 10)

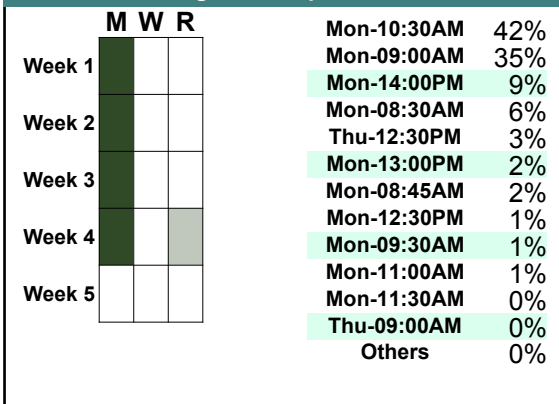


		<u>Filings</u>	<u>Hearings</u>	<u>Transactions</u>	<u>Concluded</u>	<u>Cont</u>
<u>Criminal</u>						
Capias	CA	2	3	3	1	2
Civil Violation	CV	4	7	7	1	6
Felony	F	6	18	18	2	16
Misdemeanor	M	43	112	112	23	89
Show Cause	SC	7	12	12	1	11
Criminal Total		62	152	152	28	124
<u>Traffic</u>						
Capias	CA	2	4	4	1	3
Felony	F	1	1	1	0	1
Infraction	I	395	265	462	388	74
Misdemeanor	M	87	132	132	76	56
Show Cause	SC	1	2	2	0	2
Traffic Total		486	404	601	465	136
<u>Civil</u>						
Admin License	AL	7	0	7	7	-
Garnishment	GA	7	2	7	5	2
Impoundment	IM	4	0	4	4	-
Interrogatory	IN	0	1	1	0	1
Motion for Judgment	MJ	1	1	2	1	1
Overweight	OC	3	3	5	2	3
Other	OT	1	0	2	2	-
Prelim Prot Order	PP	1	0	1	1	-
Show Cause	SC	1	1	1	0	1
Unlawful Detainer	UD	6	4	6	5	1
Warrant in Debt	WD	10	15	18	11	7
Civil Total		41	27	54	38	16
Goochland Totals		589	583	807	531	276

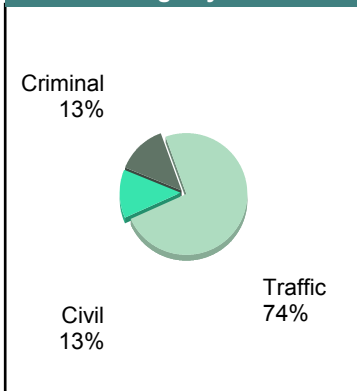


		<u>Filings</u>	<u>Hearings</u>	<u>Transactions</u>	<u>Concluded</u>	<u>Cont</u>
<u>Criminal</u>						
Capias	CA	1	2	2	1	1
Civil Violation	CV	1	4	4	2	2
Felony	F	13	21	21	7	14
Misdemeanor	M	35	98	101	38	63
Show Cause	SC	3	9	9	4	5
Criminal Total		53	134	137	52	85
<u>Traffic</u>						
Capias	CA	2	3	3	1	2
Civil Violation	CV	1	1	1	1	-
Felony	F	1	4	4	1	3
Infraction	I	231	156	277	226	51
Misdemeanor	M	58	107	108	66	42
Show Cause	SC	2	3	3	2	1
Traffic Total		295	274	396	297	99
<u>Civil</u>						
Admin License	AL	7	0	7	7	-
Detinue	DT	1	0	1	1	-
Garnishment	GA	5	1	7	6	1
Impoundment	IM	1	0	1	1	-
Interrogatory	IN	1	1	1	0	1
Overweight	OC	4	1	4	3	1
Other	OT	3	1	3	2	1
Protective Order	PO	1	0	1	1	-
Prelim Prot Order	PP	1	0	1	1	-
Unlawful Detainer	UD	4	0	4	4	-
Warrant in Debt	WD	23	25	33	23	10
Civil Total		51	29	63	49	14
Goochland Totals		399	437	596	398	198

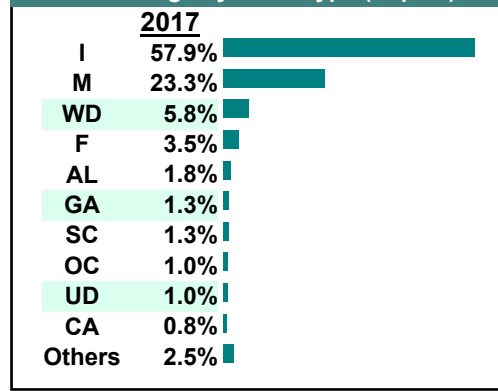
Calendared Filings with Top 12 Scheduled Times



% of Filings by Division




% of Filings by Case Type (Top 10)

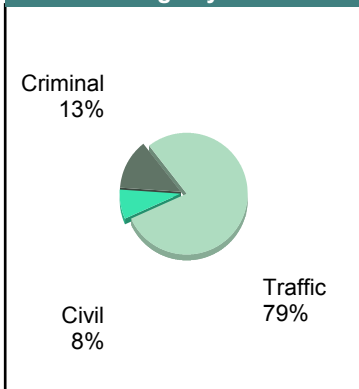


		<u>Filings</u>	<u>Hearings</u>	<u>Transactions</u>	<u>Concluded</u>	<u>Cont</u>
<u>Criminal</u>						
Capias	CA	1	2	2	1	1
Civil Violation	CV	1	7	7	3	4
Felony	F	6	18	18	9	9
Misdemeanor	M	51	128	130	43	87
Show Cause	SC	7	17	17	7	10
Criminal Total		66	172	174	63	111
<u>Traffic</u>						
Capias	CA	2	3	3	1	2
Felony	F	0	1	1	1	-
Infraction	I	307	235	384	325	59
Misdemeanor	M	84	134	134	79	55
Show Cause	SC	1	1	1	0	1
Traffic Total		394	374	523	406	117
<u>Civil</u>						
Admin License	AL	4	0	4	4	-
Detinue	DT	0	0	1	1	-
Garnishment	GA	4	1	6	5	1
Impoundment	IM	3	0	3	3	-
Interrogatory	IN	2	1	2	1	1
Overweight	OC	2	1	3	2	1
Unlawful Detainer	UD	4	4	4	4	-
Warrant in Debt	WD	20	18	28	25	3
Civil Total		39	25	51	45	6
Goochland Totals		499	571	748	514	234

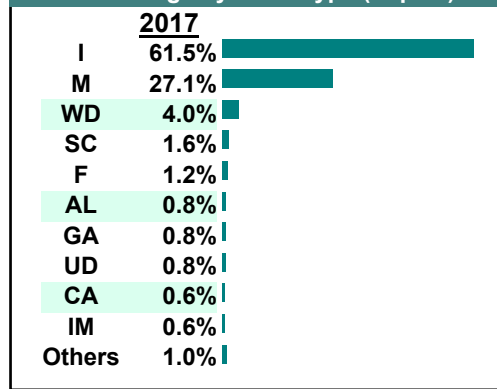
Calendared Filings with Top 12 Scheduled Times



% of Filings by Division



% of Filings by Case Type (Top 10)

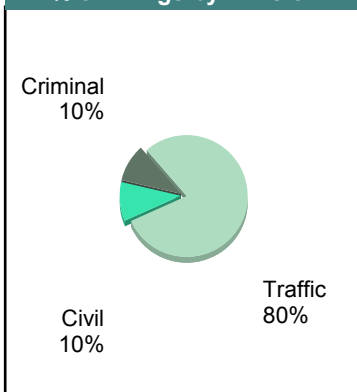


		<u>Filings</u>	<u>Hearings</u>	<u>Transactions</u>	<u>Concluded</u>	<u>Cont</u>
<u>Criminal</u>						
Capias	CA	0	5	5	4	1
Civil Violation	CV	2	4	4	1	3
Felony	F	12	36	36	12	24
Misdemeanor	M	32	87	87	32	55
Show Cause	SC	12	27	27	13	14
Criminal Total		58	159	159	62	97
<u>Traffic</u>						
Capias	CA	1	7	7	5	2
Civil Violation	CV	0	1	1	1	-
Felony	F	0	2	2	1	1
Infraction	I	377	226	441	381	60
Misdemeanor	M	74	123	123	77	46
Show Cause	SC	3	5	5	2	1
Traffic Total		455	364	579	467	110
<u>Civil</u>						
Admin License	AL	12	0	12	12	-
Detinue	DT	1	1	1	0	1
Garnishment	GA	14	2	19	17	2
Impoundment	IM	1	0	1	1	-
Interrogatory	IN	0	0	2	2	-
Overweight	OC	3	1	4	3	1
Show Cause	SC	0	0	1	1	-
Unlawful Detainer	UD	5	3	7	7	-
Warrant in Debt	WD	22	27	35	23	12
Civil Total		58	34	82	66	16
Goochland Totals		571	557	820	595	223

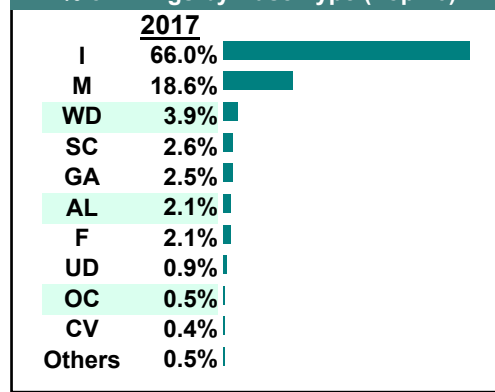
Calendared Filings with Top 12 Scheduled Times

	M	T	R	F		
Week 1	█				Mon-10:30AM	60%
					Mon-09:00AM	18%
					Mon-14:00PM	8%
Week 2					Mon-08:30AM	5%
					Mon-09:30AM	3%
Week 3					Mon-13:00PM	2%
					Mon-08:45AM	2%
					Mon-12:30PM	1%
Week 4					Mon-11:00AM	1%
					Thu-09:00AM	1%
					Fri-10:00AM	0%
					Thu-12:30PM	0%
					Others	0%

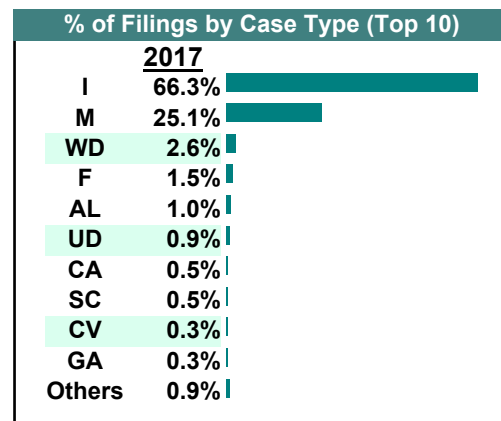
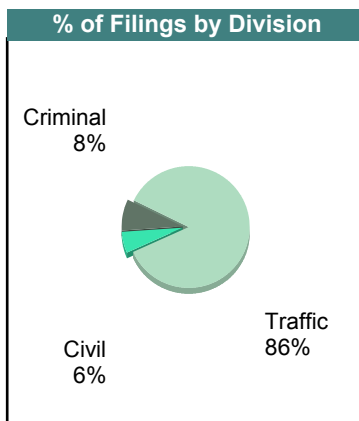
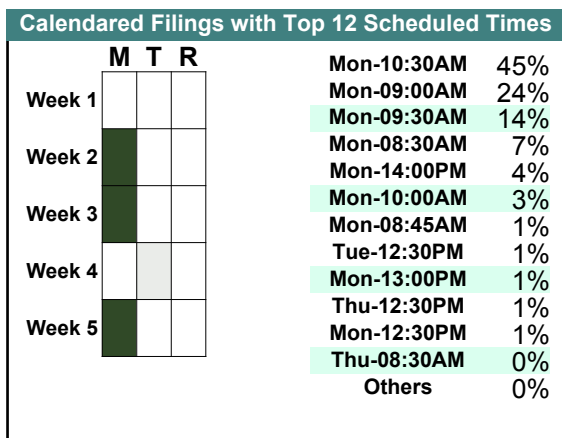
% of Filings by Division



% of Filings by Case Type (Top 10)




		<u>Filings</u>	<u>Hearings</u>	<u>Transactions</u>	<u>Concluded</u>	<u>Cont</u>
<u>Criminal</u>						
Capias	CA	0	6	6	4	2
Civil Violation	CV	1	7	7	2	5
Felony	F	7	23	23	7	16
Misdemeanor	M	37	127	127	33	94
Show Cause	SC	2	2	2	0	2
Criminal Total		47	165	165	46	119
<u>Traffic</u>						
Capias	CA	3	7	7	5	2
Civil Violation	CV	1	1	1	0	1
Felony	F	2	6	6	3	3
Infraction	I	385	209	416	352	64
Misdemeanor	M	109	152	152	93	59
Show Cause	SC	1	3	3	3	-
Traffic Total		501	378	585	456	129
<u>Civil</u>						
Admin License	AL	6	0	6	6	-
Detinue	DT	1	1	2	1	1
Garnishment	GA	2	1	5	4	1
Impoundment	IM	2	0	2	2	-
Overweight	OC	2	2	3	1	2
Unlawful Detainer	UD	5	4	7	4	3
Warrant in Debt	WD	15	16	23	12	11
Civil Total		33	24	48	30	18
Goochland Totals		581	567	798	532	266

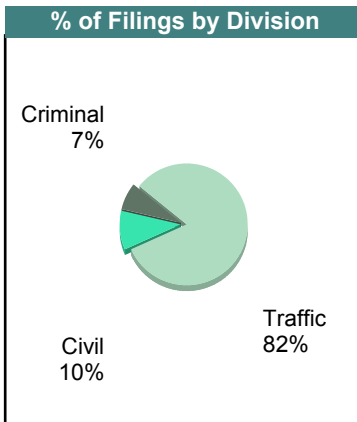


		<u>Filings</u>	<u>Hearings</u>	<u>Transactions</u>	<u>Concluded</u>	<u>Cont</u>
<u>Criminal</u>						
Capias	CA	2	6	6	4	2
Civil Violation	CV	2	5	5	3	2
Felony	F	7	35	35	20	15
Misdemeanor	M	29	71	72	34	38
Show Cause	SC	2	17	17	8	9
Criminal Total		42	134	135	69	66
<u>Traffic</u>						
Capias	CA	2	7	7	0	7
Felony	F	4	7	7	1	6
Infraction	I	400	217	458	398	60
Misdemeanor	M	70	112	113	77	36
Show Cause	SC	2	6	6	3	3
Traffic Total		478	349	591	479	112
<u>Civil</u>						
Admin License	AL	8	0	8	8	-
Garnishment	GA	13	7	14	7	7
Impoundment	IM	3	0	3	3	-
Interrogatory	IN	3	1	5	4	1
Motion for Judgment	MJ	1	1	1	0	1
Overweight	OC	1	0	2	2	-
Protective Order	PO	0	0	1	1	-
Prelim Prot Order	PP	0	0	1	1	-
Show Cause	SC	1	0	2	2	-
Unlawful Detainer	UD	1	2	3	3	-
Warrant in Debt	WD	29	30	42	32	10
Civil Total		60	41	82	63	19
Goochland Totals		580	524	808	611	197

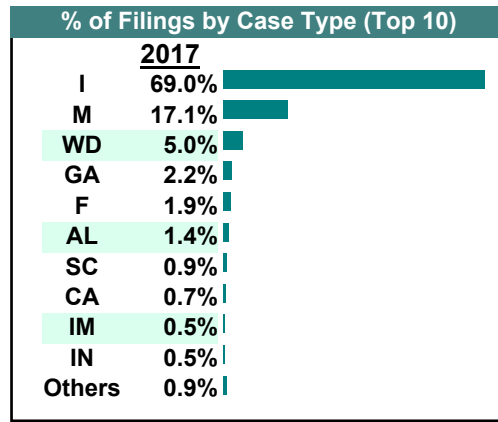
Calendared Filings with Top 12 Scheduled Times



% of Filings by Division



% of Filings by Case Type (Top 10)



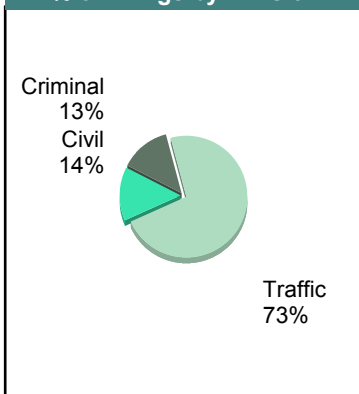
December 2017

		<u>Filings</u>	<u>Hearings</u>	<u>Transactions</u>	<u>Concluded</u>	<u>Cont</u>
<u>Criminal</u>						
Capias	CA	0	1	1	1	-
Felony	F	34	56	56	17	39
Misdemeanor	M	33	53	53	27	26
Show Cause	SC	2	2	2	0	2
Criminal Total		69	112	112	45	67
<u>Traffic</u>						
Capias	CA	1	2	2	0	2
Civil Violation	CV	1	1	1	1	-
Infraction	I	348	224	371	281	90
Misdemeanor	M	29	43	43	21	22
Traffic Total		379	270	417	303	114
<u>Civil</u>						
Admin License	AL	1	0	1	1	-
Capias	CA	0	1	1	0	1
Detinue	DT	1	0	1	1	-
Garnishment	GA	18	0	18	18	-
Impoundment	IM	2	0	2	2	-
Interrogatory	IN	0	1	5	4	1
Motion for Judgment	MJ	2	2	2	0	2
Other	OT	2	0	2	2	-
Prelim Prot Order	PP	1	0	1	1	-
Show Cause	SC	2	1	9	8	1
Unlawful Detainer	UD	15	9	17	15	2
Warrant in Debt	WD	30	29	39	30	9
Civil Total		74	43	98	82	16
Greene Totals		522	425	627	430	197

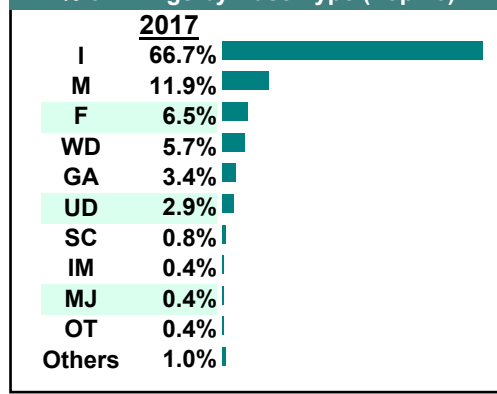
Calendared Filings with Top 12 Scheduled Times

	T	W	R	F		
Week 1	█	█			Wed-09:30AM	39%
					Wed-10:30AM	27%
Week 2					Wed-09:00AM	17%
					Wed-11:30AM	11%
Week 3					Wed-11:35AM	2%
					Thu-09:00AM	1%
Week 4					Wed-10:00AM	1%
					Wed-09:05AM	1%
					Fri-09:00AM	0%
					Tue-08:55AM	0%
					Wed-08:30AM	0%
					Wed-11:00AM	0%
					Others	0%

% of Filings by Division



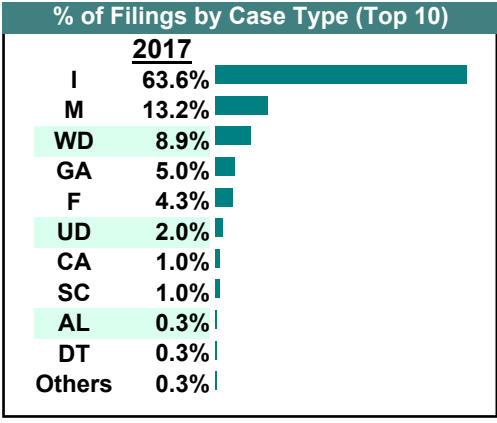
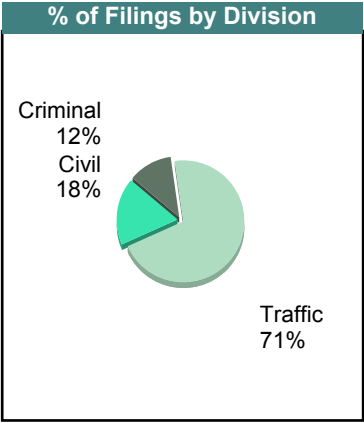
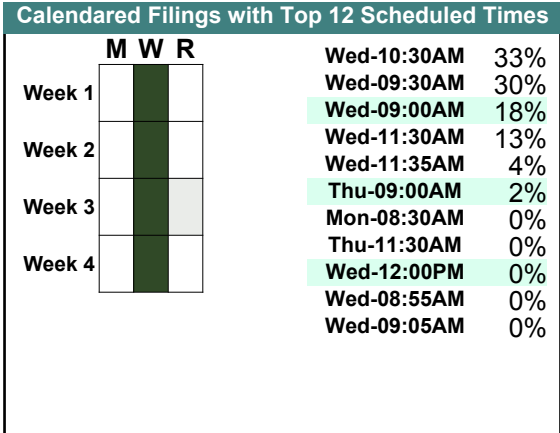
% of Filings by Case Type (Top 10)



CASELOAD STATISTICS OF THE GENERAL DISTRICT COURTS

November 2017

		<u>Filings</u>	<u>Hearings</u>	<u>Transactions</u>	<u>Concluded</u>	<u>Cont</u>
<u>Criminal</u>						
Capias	CA	3	5	5	4	1
Civil Violation	CV	0	1	1	0	1
Felony	F	13	44	44	11	33
Misdemeanor	M	19	46	47	31	16
Show Cause	SC	0	4	4	4	-
Criminal Total		35	100	101	50	51
<u>Traffic</u>						
Felony	F	0	1	1	1	-
Infraction	I	192	138	227	196	31
Misdemeanor	M	21	43	43	26	17
Traffic Total		213	182	271	223	48
<u>Civil</u>						
Admin License	AL	1	0	1	1	-
Detinue	DT	1	1	1	1	-
Garnishment	GA	15	0	17	17	-
Interrogatory	IN	0	3	3	0	3
Overweight	OC	1	0	1	1	-
Show Cause	SC	3	6	6	0	6
Unlawful Detainer	UD	6	6	7	5	2
Warrant in Debt	WD	27	33	42	29	13
Civil Total		54	49	78	54	24
Greene Totals		302	331	450	327	123

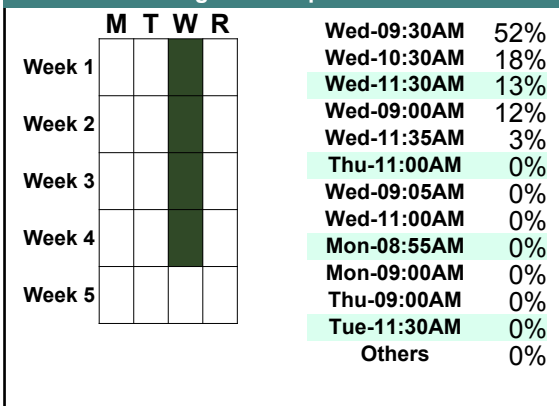


CASELOAD STATISTICS OF THE GENERAL DISTRICT COURTS

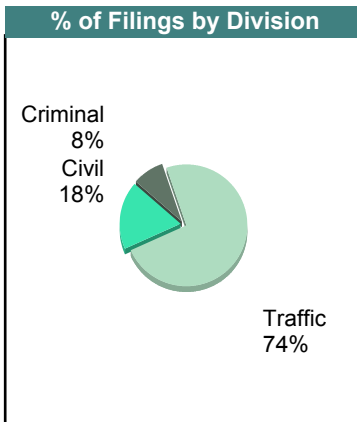
October 2017

		<u>Filings</u>	<u>Hearings</u>	<u>Transactions</u>	<u>Concluded</u>	<u>Cont</u>
<u>Criminal</u>						
Capias	CA	1	2	2	0	2
Civil Violation	CV	0	2	2	2	-
Felony	F	16	54	54	23	31
Misdemeanor	M	20	50	51	26	25
Show Cause	SC	4	6	6	1	5
Criminal Total		41	114	115	52	63
<u>Traffic</u>						
Capias	CA	5	7	7	4	3
Felony	F	0	1	1	1	-
Infraction	I	332	214	380	341	39
Misdemeanor	M	24	64	64	39	25
Show Cause	SC	1	2	2	2	-
Traffic Total		362	288	454	387	67
<u>Civil</u>						
Detinue	DT	0	0	1	1	-
Garnishment	GA	16	0	16	16	-
Impoundment	IM	2	0	2	2	-
Interrogatory	IN	2	2	5	3	2
Motion for Judgment	MJ	0	0	1	1	-
Other	OT	2	0	2	2	-
Protective Order	PO	3	1	4	3	1
Prelim Prot Order	PP	2	0	2	2	-
Show Cause	SC	1	0	2	2	-
Unlawful Detainer	UD	5	4	7	5	2
Warrant in Debt	WD	56	37	65	54	11
Civil Total		89	44	107	91	16
Greene Totals		492	446	676	530	146

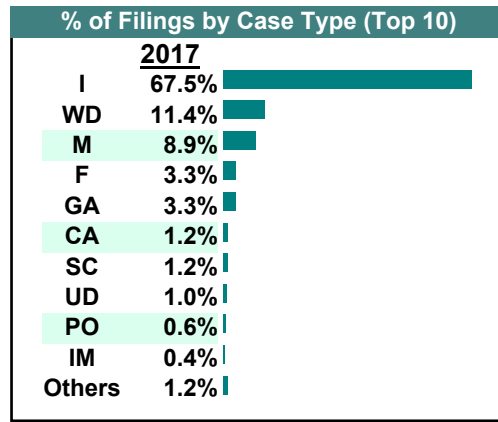
Calendar Filings with Top 12 Scheduled Times



% of Filings by Division

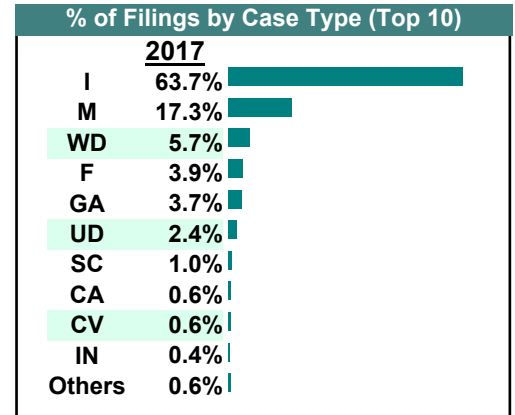
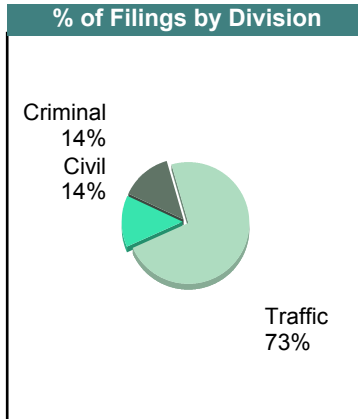
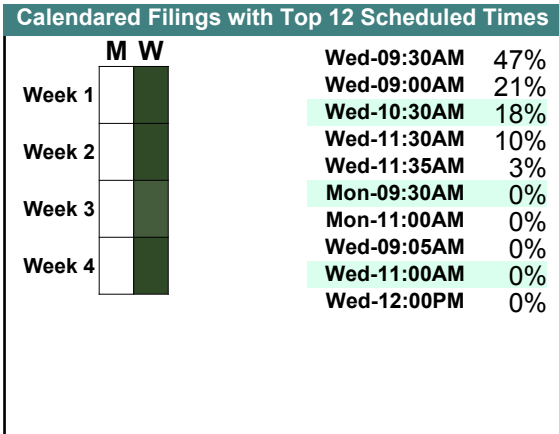


% of Filings by Case Type (Top 10)



September 2017

		<u>Filings</u>	<u>Hearings</u>	<u>Transactions</u>	<u>Concluded</u>	<u>Cont</u>
<u>Criminal</u>						
Capias	CA	1	3	3	2	1
Civil Violation	CV	3	3	3	0	3
Felony	F	18	53	53	13	40
Misdemeanor	M	45	91	95	50	45
Show Cause	SC	0	1	1	0	1
Criminal Total		67	151	155	65	90
<u>Traffic</u>						
Capias	CA	2	3	3	2	1
Felony	F	1	4	4	2	2
Infraction	I	313	189	354	309	45
Misdemeanor	M	40	82	83	37	46
Show Cause	SC	1	2	2	1	1
Traffic Total		357	280	446	351	95
<u>Civil</u>						
Admin License	AL	1	0	1	1	-
Garnishment	GA	18	2	18	16	2
Interrogatory	IN	2	4	7	3	4
Motion for Judgment	MJ	0	2	3	1	2
Protective Order	PO	0	0	1	1	-
Prelim Prot Order	PP	2	0	2	2	-
Show Cause	SC	4	4	4	0	4
Unlawful Detainer	UD	12	12	14	11	3
Warrant in Debt	WD	28	33	43	34	9
Civil Total		67	57	93	69	24
Greene Totals		491	488	694	485	209

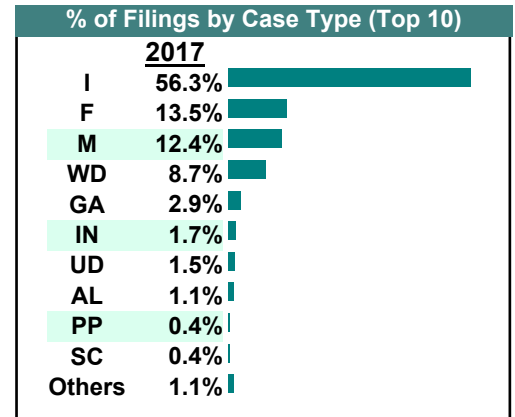
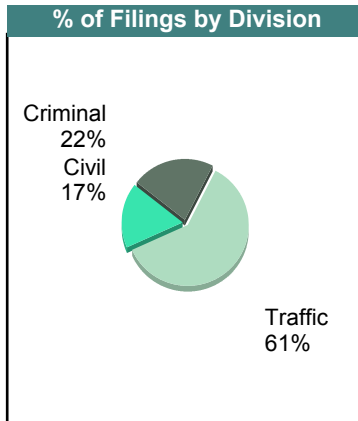


August 2017

		Filings	Hearings	Transactions	Concluded	Cont
<u>Criminal</u>						
Capias	CA	0	1	1	0	1
Civil Violation	CV	0	1	1	1	-
Felony	F	68	84	84	49	35
Misdemeanor	M	45	72	72	30	42
Show Cause	SC	2	3	3	2	1
Criminal Total		115	161	161	82	79
<u>Traffic</u>						
Capias	CA	1	4	4	3	1
Felony	F	3	5	5	2	3
Infraction	I	296	183	331	293	38
Misdemeanor	M	20	60	60	29	31
Show Cause	SC	0	2	2	1	1
Traffic Total		320	254	402	328	74
<u>Civil</u>						
Admin License	AL	6	0	6	6	-
Bond Forfeiture	BF	0	1	2	1	1
Detinue	DT	1	1	1	0	1
Garnishment	GA	15	0	15	15	-
Impoundment	IM	1	0	1	1	-
Interrogatory	IN	9	6	11	5	6
Motion for Judgment	MJ	1	2	2	0	2
Other	OT	1	0	1	1	-
Protective Order	PO	1	1	2	1	1
Prelim Prot Order	PP	2	0	2	2	-
Unlawful Detainer	UD	8	8	10	10	-
Warrant in Debt	WD	46	51	60	35	25
Civil Total		91	70	113	77	36
Greene Totals		526	485	676	487	189

Calendared Filings with Top 12 Scheduled Times	
	M T W R
Week 1	
Week 2	
Week 3	
Week 4	
Week 5	

Wed-09:30AM	32%
Wed-10:30AM	28%
Wed-09:00AM	21%
Wed-11:30AM	11%
Wed-11:35AM	4%
Thu-09:00AM	1%
Mon-08:30AM	0%
Thu-08:30AM	0%
Tue-08:55AM	0%
Wed-09:05AM	0%
Wed-11:00AM	0%
Tue-08:30AM	0%
Others	0%



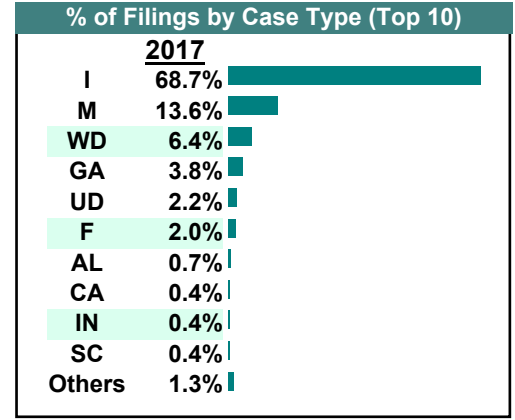
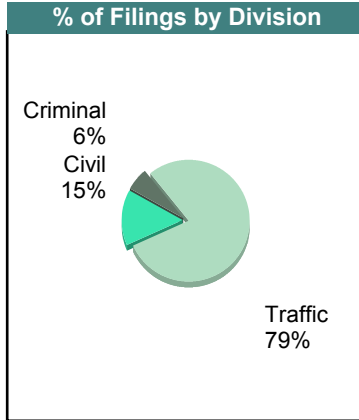
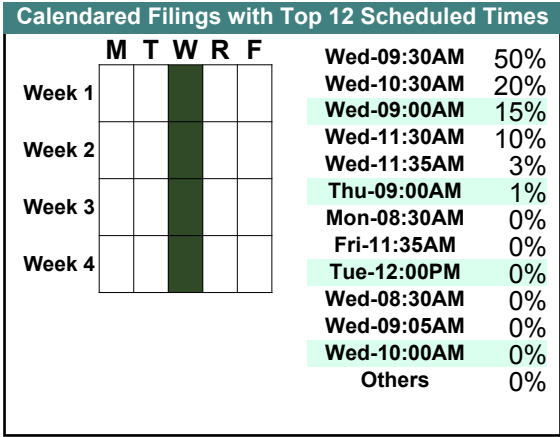
July 2017

		<u>Filings</u>	<u>Hearings</u>	<u>Transactions</u>	<u>Concluded</u>	<u>Cont</u>
<u>Criminal</u>						
Capias	CA	1	3	3	1	2
Civil Violation	CV	0	1	1	0	1
Felony	F	9	39	39	21	18
Misdemeanor	M	16	50	50	28	22
Show Cause	SC	2	3	3	2	1
Criminal Total		28	96	96	52	44

		<u>Filings</u>	<u>Hearings</u>	<u>Transactions</u>	<u>Concluded</u>	<u>Cont</u>
<u>Traffic</u>						
Capias	CA	1	4	4	3	1
Civil Violation	CV	1	2	2	2	-
Felony	F	0	2	2	2	-
Infraction	I	309	180	348	317	31
Misdemeanor	M	45	115	115	70	45
Show Cause	SC	0	1	1	0	1
Traffic Total		356	304	472	394	78

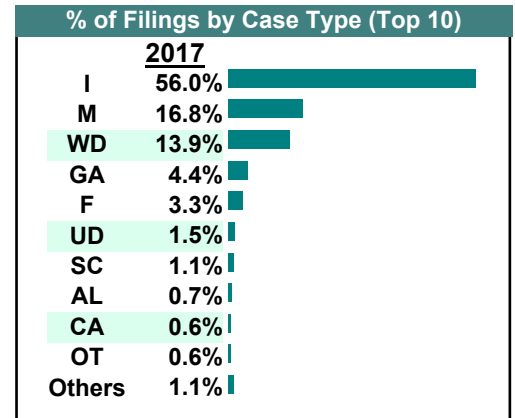
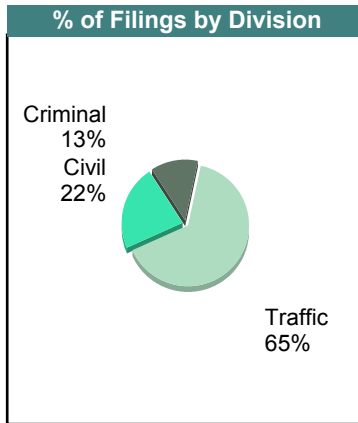
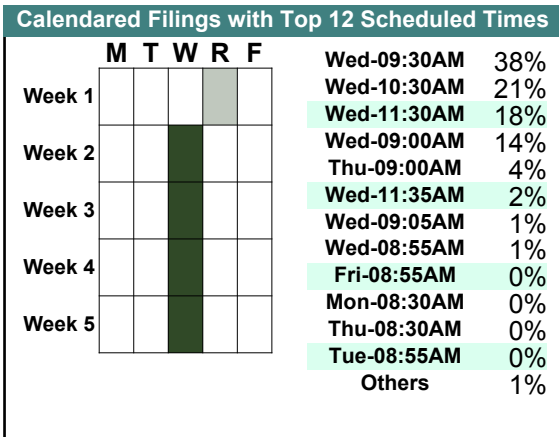
		<u>Filings</u>	<u>Hearings</u>	<u>Transactions</u>	<u>Concluded</u>	<u>Cont</u>
<u>Civil</u>						
Admin License	AL	3	0	3	3	-
Bond Forfeiture	BF	1	1	1	0	1
Garnishment	GA	17	0	17	17	-
Impoundment	IM	1	0	1	1	-
Interrogatory	IN	2	1	2	1	1
Motion for Judgment	MJ	1	1	1	0	1
Protective Order	PO	1	1	2	1	1
Prelim Prot Order	PP	1	0	1	1	-
Unlawful Detainer	UD	10	9	12	10	2
Warrant in Debt	WD	29	25	36	30	6
Civil Total		66	38	76	64	12

Greene Totals		450	438	644	510	134
----------------------	--	------------	------------	------------	------------	------------



June 2017


		<u>Filings</u>	<u>Hearings</u>	<u>Transactions</u>	<u>Concluded</u>	<u>Cont</u>
<u>Criminal</u>						
Capias	CA	1	3	3	1	2
Civil Violation	CV	0	1	1	1	-
Felony	F	16	33	33	9	24
Misdemeanor	M	48	98	99	66	33
Show Cause	SC	3	9	9	7	2
Criminal Total		68	144	145	84	61
<u>Traffic</u>						
Capias	CA	2	9	9	6	3
Felony	F	2	3	3	0	3
Infraction	I	303	183	379	340	39
Misdemeanor	M	43	86	86	45	41
Restricted O/L	RL	1	1	1	1	-
Show Cause	SC	1	1	1	0	1
Traffic Total		352	283	479	392	87
<u>Civil</u>						
Admin License	AL	4	0	4	4	-
Counter Claim	CC	1	0	1	1	-
Garnishment	GA	24	0	25	25	-
Impoundment	IM	2	0	2	2	-
Interrogatory	IN	0	1	2	1	1
Motion for Judgment	MJ	0	0	1	1	-
Other	OT	3	0	3	3	-
Protective Order	PO	1	1	1	0	1
Prelim Prot Order	PP	1	0	2	2	-
Show Cause	SC	2	0	2	2	-
Unlawful Detainer	UD	8	5	9	6	3
Warrant in Debt	WD	75	70	91	79	12
Civil Total		121	77	143	126	17
Greene Totals		541	504	767	602	165



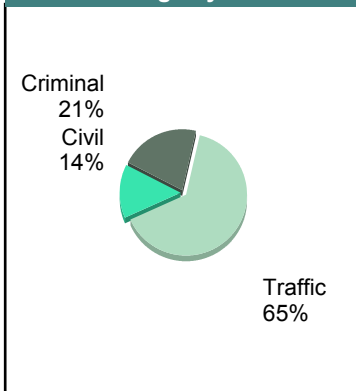
May 2017

		<u>Filings</u>	<u>Hearings</u>	<u>Transactions</u>	<u>Concluded</u>	<u>Cont</u>
<u>Criminal</u>						
Capias	CA	1	4	4	3	1
Civil Violation	CV	1	1	1	0	1
Felony	F	10	27	27	13	14
Misdemeanor	M	57	90	92	48	44
Show Cause	SC	3	5	5	3	2
Criminal Total		72	127	129	67	62
<u>Traffic</u>						
Capias	CA	1	5	5	2	3
Felony	F	1	3	3	2	1
Infraction	I	193	128	223	161	62
Misdemeanor	M	24	50	50	20	30
Show Cause	SC	1	1	1	1	-
Traffic Total		220	187	282	186	96
<u>Civil</u>						
Abstract	AJ	1	0	1	1	-
Admin License	AL	2	0	2	2	-
Capias	CA	0	1	1	0	1
Garnishment	GA	19	0	20	20	-
Impoundment	IM	2	0	2	2	-
Interrogatory	IN	1	2	2	0	2
Other	OT	1	0	1	1	-
Protective Order	PO	3	0	3	3	-
Prelim Prot Order	PP	1	1	2	1	1
Show Cause	SC	0	1	1	0	1
Unlawful Detainer	UD	2	0	3	3	-
Warrant in Debt	WD	16	16	23	17	6
Civil Total		48	21	61	50	11
Greene Totals		340	335	472	303	169

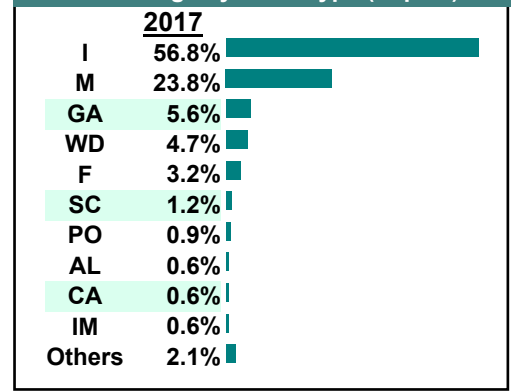
Calendared Filings with Top 12 Scheduled Times



% of Filings by Division

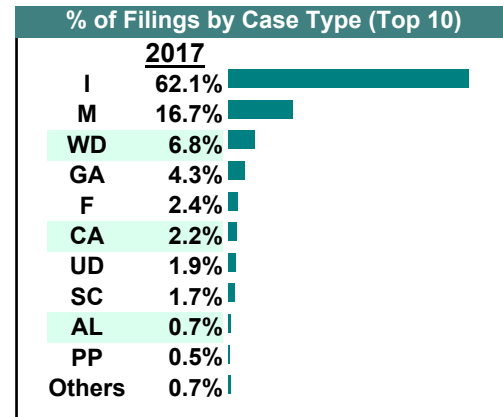
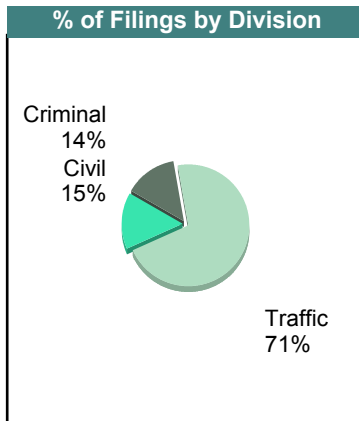
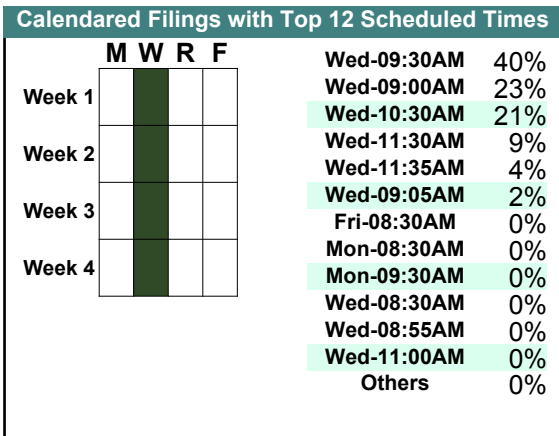


% of Filings by Case Type (Top 10)



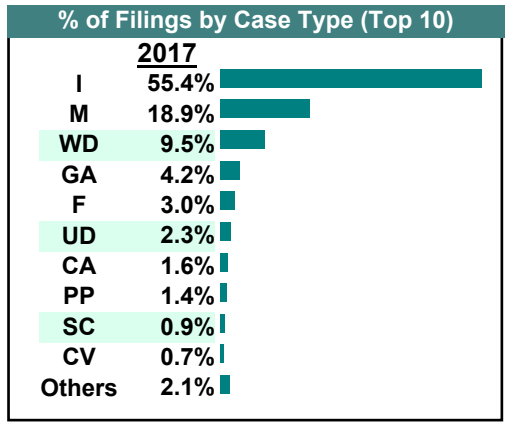
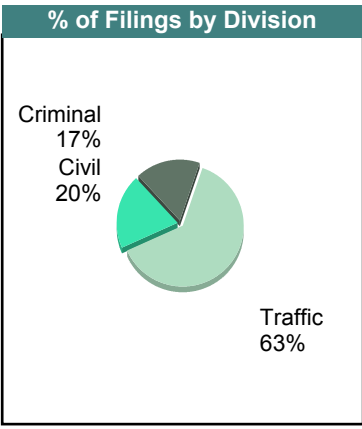
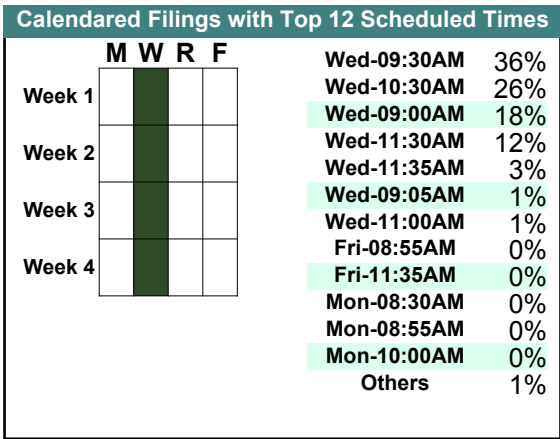
April 2017

		Filings	Hearings	Transactions	Concluded	Cont
<u>Criminal</u>						
Capias	CA	3	6	6	0	6
Civil Violation	CV	0	2	2	1	1
Felony	F	9	44	44	23	21
Misdemeanor	M	39	77	81	40	41
Show Cause	SC	7	12	12	5	7
Criminal Total		58	141	145	69	76
<u>Traffic</u>						
Capias	CA	6	12	12	6	6
Felony	F	1	2	2	0	2
Infraction	I	257	140	293	246	47
Misdemeanor	M	30	72	72	30	42
Traffic Total		294	226	379	282	97
<u>Civil</u>						
Admin License	AL	3	0	3	3	-
Bond Forfeiture	BF	0	0	1	1	-
Garnishment	GA	18	2	18	16	2
Impoundment	IM	1	0	1	1	-
Interrogatory	IN	0	1	1	0	1
Motion for Judgment	MJ	1	1	1	0	1
Protective Order	PO	1	0	2	2	-
Prelim Prot Order	PP	2	1	2	1	1
Unlawful Detainer	UD	8	10	11	11	-
Warrant in Debt	WD	28	47	55	38	17
Civil Total		62	62	95	73	22
Greene Totals		414	429	619	424	195



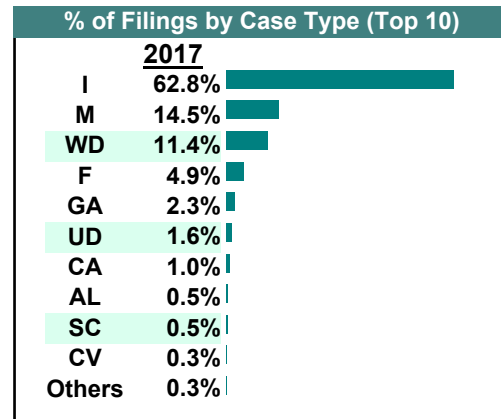
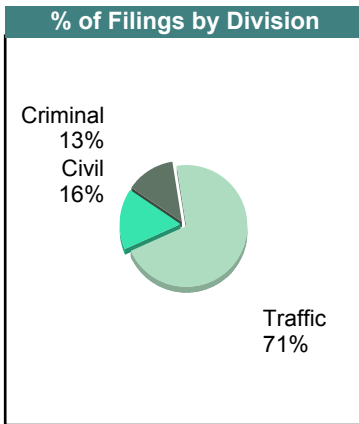
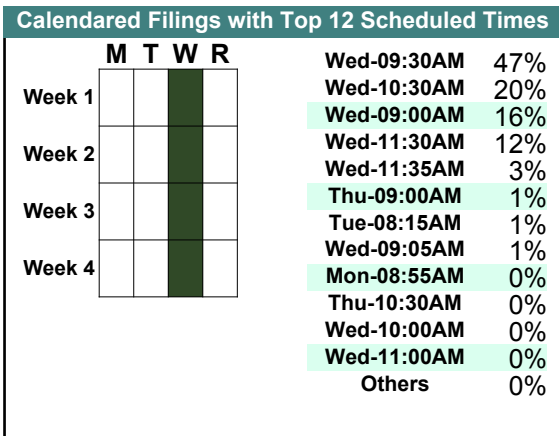
March 2017

		<u>Filings</u>	<u>Hearings</u>	<u>Transactions</u>	<u>Concluded</u>	<u>Cont</u>
<u>Criminal</u>						
Capias	CA	2	4	4	3	1
Civil Violation	CV	3	5	5	4	1
Felony	F	12	39	39	18	21
Misdemeanor	M	54	107	110	71	39
Show Cause	SC	4	4	4	1	3
Criminal Total		75	159	162	97	65
<u>Traffic</u>						
Capias	CA	4	10	10	5	5
Felony	F	1	2	2	1	1
Infraction	I	240	135	283	251	32
Misdemeanor	M	28	65	65	31	34
Traffic Total		273	212	360	288	72
<u>Civil</u>						
Admin License	AL	2	0	2	2	-
Bond Forfeiture	BF	1	1	1	0	1
Capias	CA	1	1	1	0	1
Garnishment	GA	18	0	18	18	-
Impoundment	IM	3	0	3	3	-
Interrogatory	IN	1	2	2	0	2
Other	OT	2	0	2	2	-
Prelim Prot Order	PP	6	0	6	6	-
Show Cause	SC	0	1	1	0	1
Unlawful Detainer	UD	10	11	16	10	6
Warrant in Debt	WD	41	44	56	36	20
Civil Total		85	60	108	77	31
Greene Totals		433	431	630	462	168



February 2017

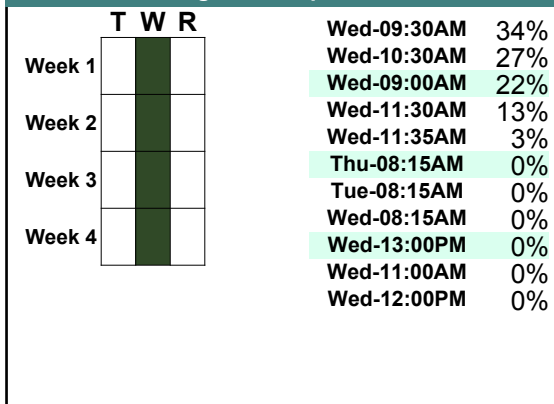
		<u>Filings</u>	<u>Hearings</u>	<u>Transactions</u>	<u>Concluded</u>	<u>Cont</u>
<u>Criminal</u>						
Capias	CA	2	6	6	3	3
Civil Violation	CV	1	1	1	0	1
Felony	F	18	41	41	9	32
Misdemeanor	M	28	56	58	31	27
Show Cause	SC	2	3	3	3	-
Criminal Total		51	107	109	46	63
<u>Traffic</u>						
Capias	CA	2	5	5	1	4
Felony	F	1	2	2	1	1
Infraction	I	243	142	276	242	34
Misdemeanor	M	28	58	58	24	34
Traffic Total		274	207	341	268	73
<u>Civil</u>						
Admin License	AL	2	0	2	2	-
Garnishment	GA	9	0	9	9	-
Impoundment	IM	1	0	1	1	-
Unlawful Detainer	UD	6	6	9	4	5
Warrant in Debt	WD	44	39	56	38	18
Civil Total		62	45	77	54	23
Greene Totals		387	359	527	368	159



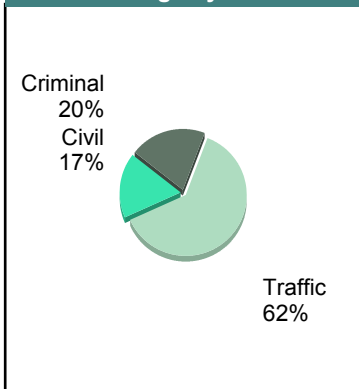
January 2017

		Filings	Hearings	Transactions	Concluded	Cont
<u>Criminal</u>						
Capias	CA	1	2	2	1	1
Civil Violation	CV	2	2	2	1	1
Felony	F	6	63	63	34	29
Misdemeanor	M	54	85	85	29	56
Show Cause	SC	1	3	3	3	-
Criminal Total		64	155	155	68	87
<u>Traffic</u>						
Capias	CA	0	3	3	2	1
Felony	F	0	2	2	1	1
Infraction	I	177	114	205	178	27
Misdemeanor	M	21	40	40	16	24
Traffic Total		198	159	250	197	53
<u>Civil</u>						
Admin License	AL	3	0	3	3	-
Garnishment	GA	9	1	10	9	1
Interrogatory	IN	0	1	1	0	1
Prelim Prot Order	PP	1	0	1	1	-
Show Cause	SC	1	1	1	0	1
Unlawful Detainer	UD	8	6	10	7	3
Warrant in Debt	WD	33	27	43	34	9
Civil Total		55	36	69	54	15
Greene Totals		317	350	474	319	155

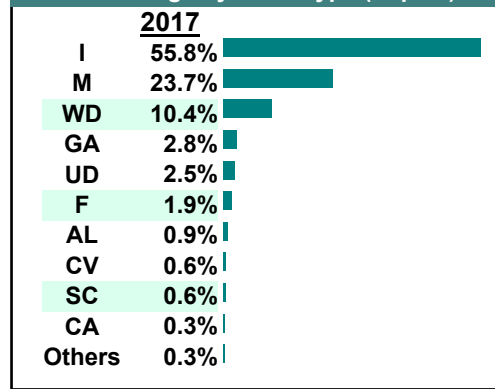
Calendared Filings with Top 12 Scheduled Times



% of Filings by Division



% of Filings by Case Type (Top 10)




CASELOAD STATISTICS OF THE GENERAL DISTRICT COURTS

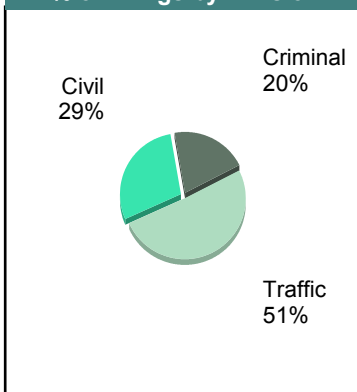
December 2017

		<u>Filings</u>	<u>Hearings</u>	<u>Transactions</u>	<u>Concluded</u>	<u>Cont</u>
<u>Criminal</u>						
Capias	CA	9	48	48	18	30
Civil Violation	CV	6	9	9	7	2
Felony	F	14	77	77	28	49
Misdemeanor	M	54	163	167	63	104
Show Cause	SC	7	22	22	7	15
Criminal Total		90	319	323	123	200
<u>Traffic</u>						
Capias	CA	2	15	15	1	14
Felony	F	0	2	2	1	1
Infraction	I	181	136	233	183	50
Misdemeanor	M	42	91	91	47	44
Show Cause	SC	0	2	2	0	2
Traffic Total		225	246	343	232	111
<u>Civil</u>						
Abstract	AJ	1	0	1	1	-
Admin License	AL	4	0	4	4	-
Detinue	DT	2	2	2	0	2
Garnishment	GA	10	1	13	12	1
Motion for Judgment	MJ	4	4	4	2	2
Protective Order	PO	1	0	1	1	-
Prelim Prot Order	PP	1	0	2	2	-
Show Cause	SC	2	1	2	1	1
Unlawful Detainer	UD	25	12	31	24	7
Warrant in Debt	WD	78	75	92	75	17
Civil Total		128	95	152	122	30
Louisa Totals		443	660	818	477	341

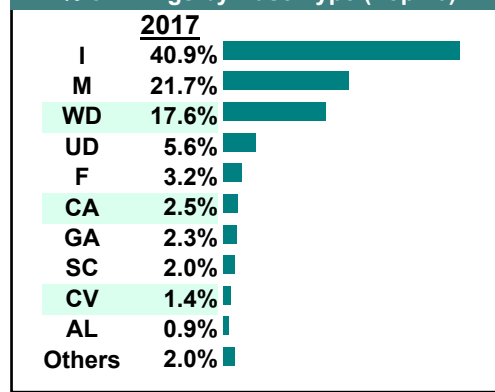
Calendared Filings with Top 12 Scheduled Times



% of Filings by Division



% of Filings by Case Type (Top 10)

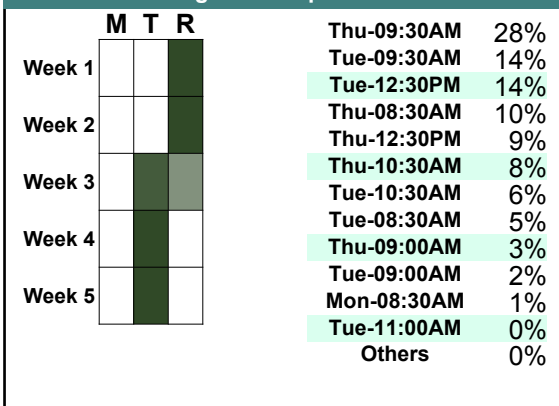


CASELOAD STATISTICS OF THE GENERAL DISTRICT COURTS

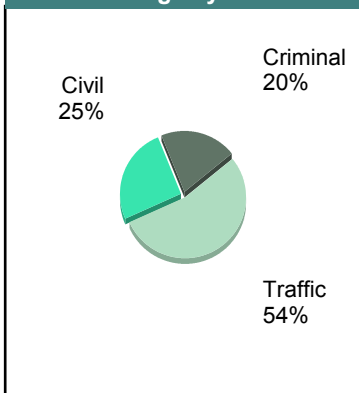
November 2017

		<u>Filings</u>	<u>Hearings</u>	<u>Transactions</u>	<u>Concluded</u>	<u>Cont</u>
<u>Criminal</u>						
Capias	CA	3	15	15	9	6
Civil Violation	CV	1	6	6	3	3
Felony	F	36	107	107	32	75
Misdemeanor	M	58	150	152	57	95
Show Cause	SC	7	11	11	2	9
Criminal Total		105	289	291	103	188
<u>Traffic</u>						
Capias	CA	2	9	9	5	4
Felony	F	1	2	2	1	1
Infraction	I	219	170	263	215	48
Misdemeanor	M	58	110	110	64	46
Show Cause	SC	1	6	6	1	5
Traffic Total		281	297	390	286	104
<u>Civil</u>						
Abstract	AJ	3	0	3	3	-
Admin License	AL	4	0	4	4	-
Detinue	DT	2	3	3	1	2
Garnishment	GA	19	4	22	18	4
Impoundment	IM	3	0	3	3	-
Other	OT	1	0	1	1	-
Protective Order	PO	2	1	3	2	1
Prelim Prot Order	PP	3	2	4	2	2
Show Cause	SC	1	0	1	1	-
Tenants Assertion	TA	1	2	3	1	2
Unlawful Detainer	UD	36	17	42	35	7
Warrant in Debt	WD	57	62	80	60	20
Civil Total		132	91	169	131	38
Louisa Totals		518	677	850	520	330

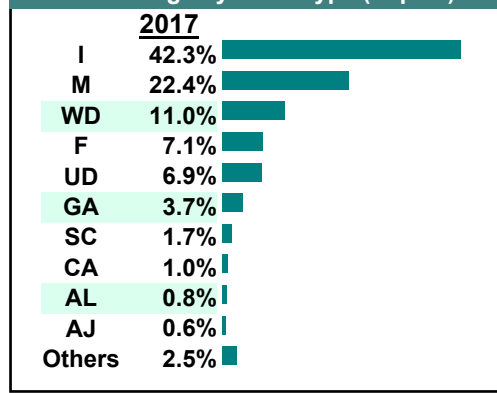
Calendared Filings with Top 12 Scheduled Times



% of Filings by Division



% of Filings by Case Type (Top 10)



CASELOAD STATISTICS OF THE GENERAL DISTRICT COURTS

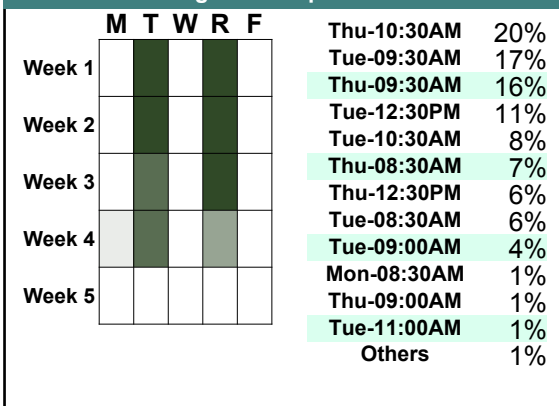
October 2017

Louisa

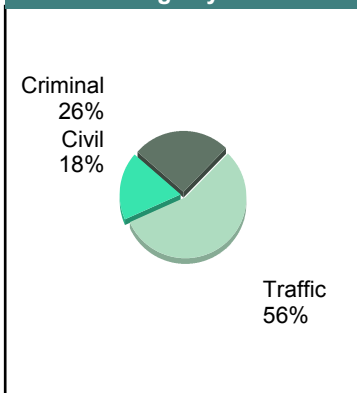
District: 16

		<u>Filings</u>	<u>Hearings</u>	<u>Transactions</u>	<u>Concluded</u>	<u>Cont</u>
<u>Criminal</u>						
Capias	CA	9	20	20	7	13
Civil Violation	CV	4	12	12	4	8
Felony	F	29	74	74	15	59
Misdemeanor	M	79	156	168	76	92
Show Cause	SC	3	7	7	3	4
Criminal Total		124	269	281	105	176
<u>Traffic</u>						
Capias	CA	5	11	11	1	10
Felony	F	1	3	3	1	2
Infraction	I	208	151	249	218	31
Misdemeanor	M	54	98	98	49	49
Show Cause	SC	4	5	5	1	4
Traffic Total		272	268	366	270	96
<u>Civil</u>						
Abstract	AJ	1	0	1	1	-
Admin License	AL	2	0	2	2	-
Detinue	DT	1	2	4	3	1
Garnishment	GA	11	3	14	11	3
Impoundment	IM	1	0	1	1	-
Interrogatory	IN	1	0	1	1	-
Motion for Judgment	MJ	1	1	1	1	-
Other	OT	1	1	2	1	1
Protective Order	PO	0	1	1	0	1
Prelim Prot Order	PP	0	0	1	1	-
Unlawful Detainer	UD	29	19	34	29	5
Warrant in Debt	WD	40	34	53	38	15
Civil Total		88	61	115	89	26
Louisa Totals		484	598	762	464	298

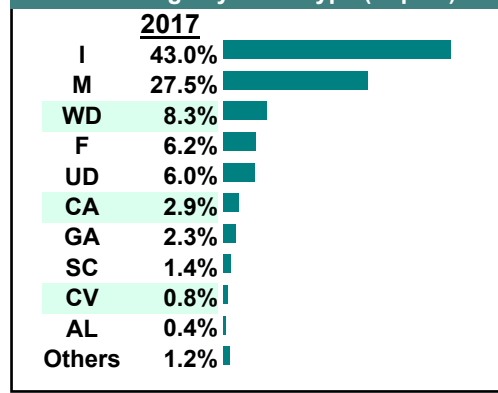
Calendared Filings with Top 12 Scheduled Times



% of Filings by Division



% of Filings by Case Type (Top 10)



CASELOAD STATISTICS OF THE GENERAL DISTRICT COURTS


September 2017

Louisa

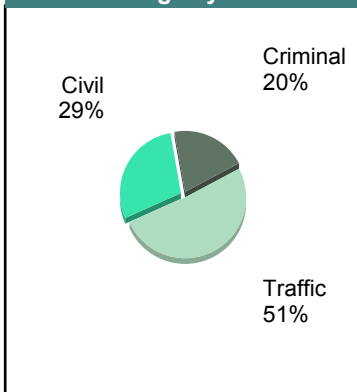
District: 16

		<u>Filings</u>	<u>Hearings</u>	<u>Transactions</u>	<u>Concluded</u>	<u>Cont</u>
<u>Criminal</u>						
Capias	CA	11	22	22	5	17
Civil Violation	CV	6	14	14	10	4
Felony	F	24	85	85	33	52
Misdemeanor	M	86	195	204	76	128
Show Cause	SC	1	13	13	6	7
Criminal Total		128	329	338	130	208
<u>Traffic</u>						
Capias	CA	4	8	8	3	5
Felony	F	1	4	4	1	3
Infraction	I	254	187	307	251	56
Misdemeanor	M	68	124	124	68	56
Show Cause	SC	2	2	2	1	1
Traffic Total		329	325	445	324	121
<u>Civil</u>						
Admin License	AL	4	0	4	4	-
Capias	CA	1	0	1	1	-
Detinue	DT	1	2	2	0	2
Garnishment	GA	14	2	17	15	2
Impoundment	IM	2	0	2	2	-
Interrogatory	IN	3	1	6	5	1
Motion for Judgment	MJ	1	1	1	1	-
Other	OT	1	0	1	1	-
Protective Order	PO	1	1	1	0	1
Prelim Prot Order	PP	5	1	6	5	1
Show Cause	SC	1	0	1	1	-
Unlawful Detainer	UD	25	15	31	26	5
Warrant in Debt	WD	127	126	156	110	46
Civil Total		186	149	229	171	58
Louisa Totals		643	803	1,012	625	387

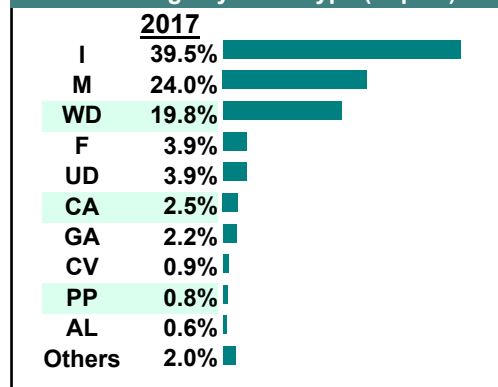
Calendared Filings with Top 12 Scheduled Times



% of Filings by Division



% of Filings by Case Type (Top 10)

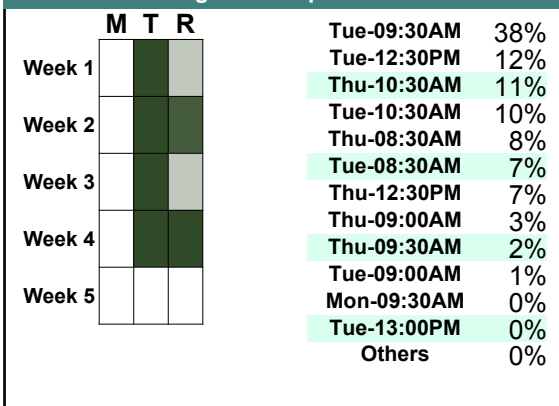


CASELOAD STATISTICS OF THE GENERAL DISTRICT COURTS

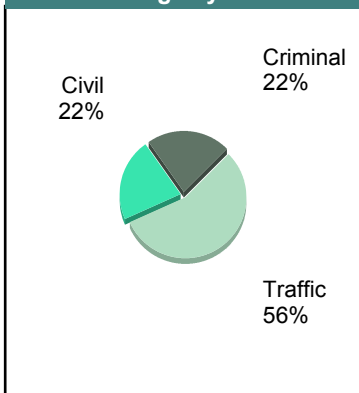
August 2017

		<u>Filings</u>	<u>Hearings</u>	<u>Transactions</u>	<u>Concluded</u>	<u>Cont</u>
<u>Criminal</u>						
Capias	CA	9	18	18	4	14
Civil Violation	CV	7	10	10	4	6
Felony	F	28	75	75	16	59
Misdemeanor	M	69	148	158	60	98
Show Cause	SC	8	15	15	4	11
Criminal Total		121	266	276	88	188
<u>Traffic</u>						
Capias	CA	1	7	7	3	4
Felony	F	0	5	5	2	3
Infraction	I	256	189	320	281	39
Misdemeanor	M	47	108	108	71	37
Show Cause	SC	3	5	5	1	4
Traffic Total		307	314	445	358	87
<u>Civil</u>						
Abstract	AJ	1	0	1	1	-
Admin License	AL	9	0	9	9	-
Counter Claim	CC	1	0	2	2	-
Detinue	DT	2	2	3	1	2
Garnishment	GA	24	3	25	22	3
Impoundment	IM	3	0	3	3	-
Interrogatory	IN	1	3	3	0	3
Motion for Judgment	MJ	0	0	2	2	-
Protective Order	PO	0	0	1	1	-
Prelim Prot Order	PP	3	1	3	2	1
Unlawful Detainer	UD	13	16	19	14	5
Warrant in Debt	WD	64	50	77	60	17
Civil Total		121	75	148	117	31
Louisa Totals		549	655	869	563	306

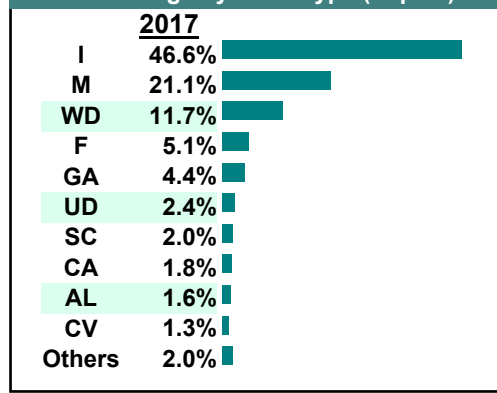
Calendared Filings with Top 12 Scheduled Times



% of Filings by Division



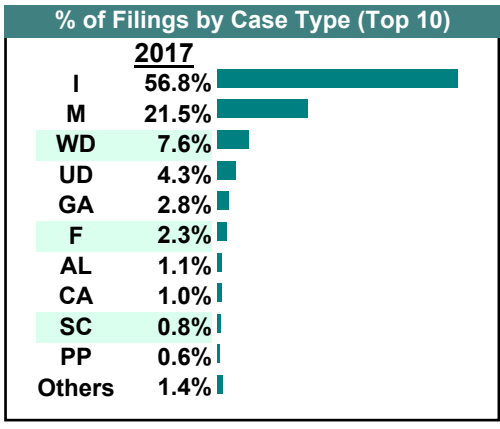
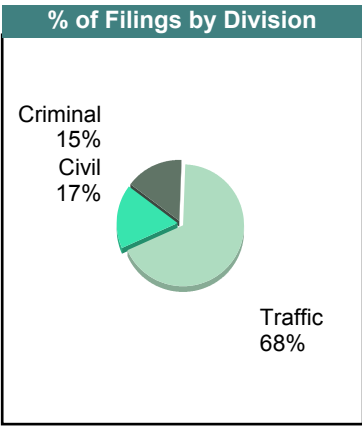
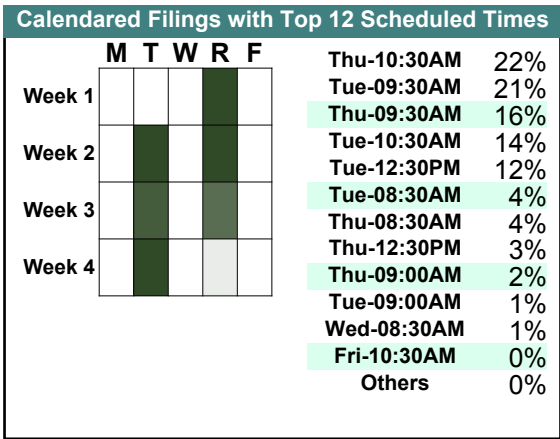
% of Filings by Case Type (Top 10)



CASELOAD STATISTICS OF THE GENERAL DISTRICT COURTS

July 2017

		<u>Filings</u>	<u>Hearings</u>	<u>Transactions</u>	<u>Concluded</u>	<u>Cont</u>
<u>Criminal</u>						
Capias	CA	4	12	12	4	8
Civil Violation	CV	3	5	5	2	3
Felony	F	16	68	68	18	50
Misdemeanor	M	82	161	177	90	87
Motion	MO	3	3	3	3	-
Show Cause	SC	4	16	16	6	10
Criminal Total		112	265	281	123	158
<u>Traffic</u>						
Capias	CA	3	4	4	0	4
Felony	F	1	4	4	1	3
Infraction	I	413	236	450	389	61
Misdemeanor	M	74	107	107	55	52
Show Cause	SC	1	3	3	2	1
Traffic Total		492	354	568	447	121
<u>Civil</u>						
Admin License	AL	8	0	8	8	-
Garnishment	GA	20	2	22	20	2
Impoundment	IM	2	0	2	2	-
Interrogatory	IN	1	2	3	1	2
Protective Order	PO	1	1	4	3	1
Prelim Prot Order	PP	4	1	5	4	1
Show Cause	SC	1	0	1	1	-
Unlawful Detainer	UD	31	21	44	35	9
Warrant in Debt	WD	55	63	74	52	22
Civil Total		123	90	163	126	37
Louisa Totals		727	709	1,012	696	316

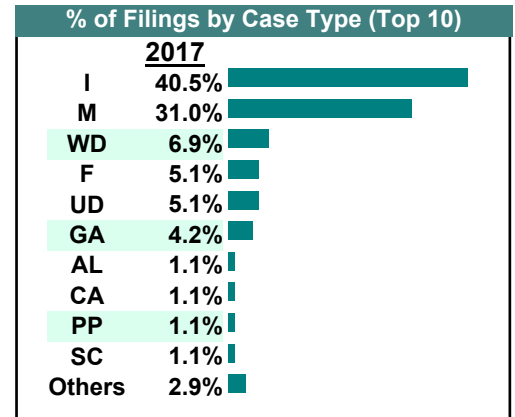
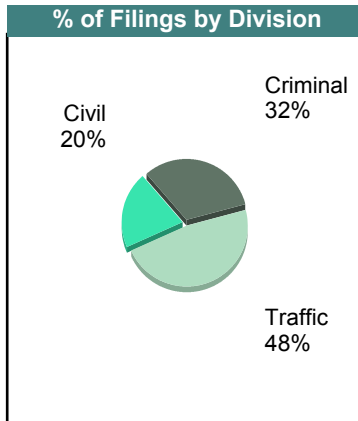
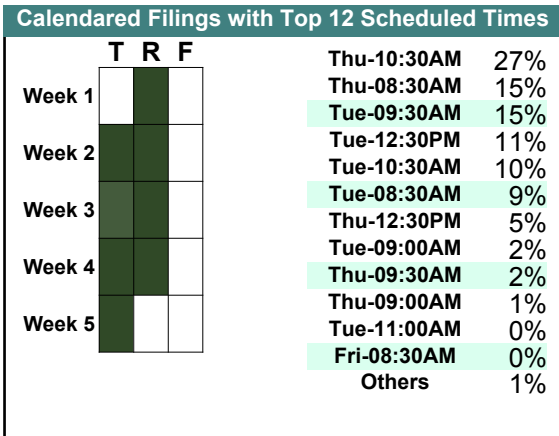


CASELOAD STATISTICS OF THE GENERAL DISTRICT COURTS

June 2017

Louisa
District: 16

		<u>Filings</u>	<u>Hearings</u>	<u>Transactions</u>	<u>Concluded</u>	<u>Cont</u>
<u>Criminal</u>						
Capias	CA	4	15	15	11	4
Civil Violation	CV	4	5	5	2	3
Felony	F	23	149	149	109	40
Misdemeanor	M	111	169	175	83	92
Show Cause	SC	3	5	5	2	3
Criminal Total		145	343	349	207	142
<u>Traffic</u>						
Capias	CA	1	6	6	2	4
Felony	F	0	3	3	0	3
Infraction	I	183	101	208	187	21
Misdemeanor	M	29	58	58	29	29
Show Cause	SC	2	2	2	0	2
Traffic Total		215	170	277	218	59
<u>Civil</u>						
Abstract	AJ	1	0	1	1	-
Admin License	AL	5	0	5	5	-
Counter Claim	CC	1	1	2	1	1
Detinue	DT	0	0	2	2	-
Garnishment	GA	19	2	22	20	2
Impoundment	IM	3	0	3	3	-
Other	OT	1	0	1	1	-
Protective Order	PO	3	3	4	1	3
Prelim Prot Order	PP	5	1	6	5	1
Show Cause	SC	0	0	1	1	-
Unlawful Detainer	UD	23	19	32	21	11
Warrant in Debt	WD	31	37	47	28	19
Civil Total		92	63	126	89	37
Louisa Totals		452	576	752	514	238




CASELOAD STATISTICS OF THE GENERAL DISTRICT COURTS

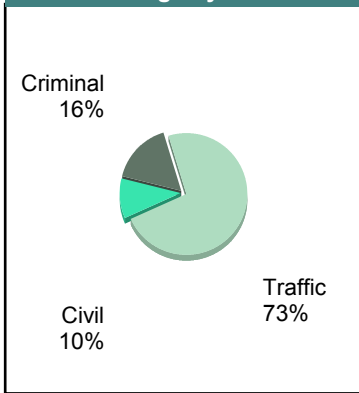
May 2017

		<u>Filings</u>	<u>Hearings</u>	<u>Transactions</u>	<u>Concluded</u>	<u>Cont</u>
<u>Criminal</u>						
Capias	CA	6	24	24	8	16
Civil Violation	CV	0	3	3	1	2
Felony	F	36	108	108	20	88
Misdemeanor	M	61	109	115	42	73
Motion	MO	1	1	1	1	-
Show Cause	SC	5	11	11	3	8
Criminal Total		109	256	262	75	187
<u>Traffic</u>						
Capias	CA	6	9	9	0	9
Felony	F	0	9	9	5	4
Infraction	I	381	229	415	354	61
Misdemeanor	M	97	156	156	95	61
Traffic Total		484	403	589	454	135
<u>Civil</u>						
Abstract	AJ	3	0	3	3	-
Admin License	AL	1	0	1	1	-
Detinue	DT	2	3	3	1	2
Garnishment	GA	9	4	14	10	4
Impoundment	IM	1	0	1	1	-
Interrogatory	IN	1	0	1	1	-
Other	OT	1	0	1	1	-
Protective Order	PO	3	2	4	2	2
Prelim Prot Order	PP	3	2	5	3	2
Show Cause	SC	1	1	1	0	1
Unlawful Detainer	UD	14	19	22	11	11
Warrant in Debt	WD	30	31	44	31	13
Civil Total		69	62	100	65	35
Louisa Totals		662	721	951	594	357

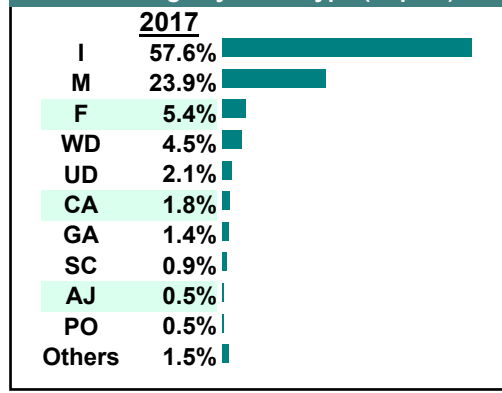
Calendared Filings with Top 12 Scheduled Times



% of Filings by Division



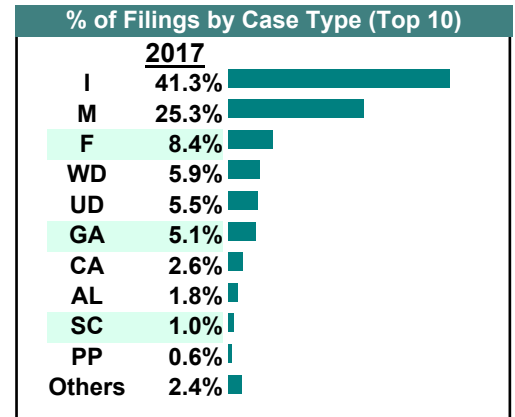
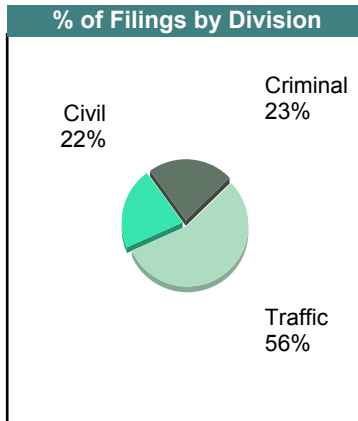
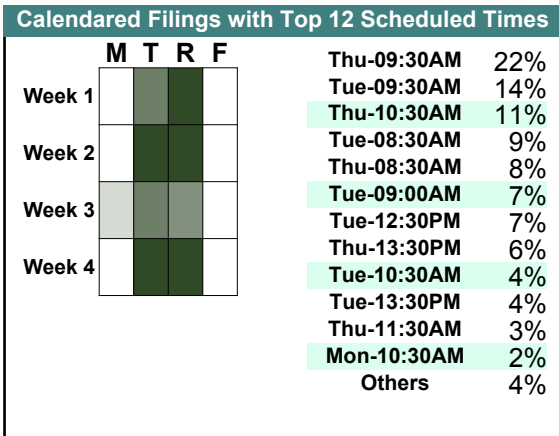
% of Filings by Case Type (Top 10)



CASELOAD STATISTICS OF THE GENERAL DISTRICT COURTS

April 2017

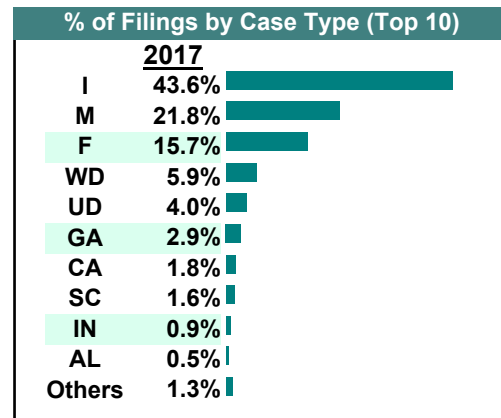
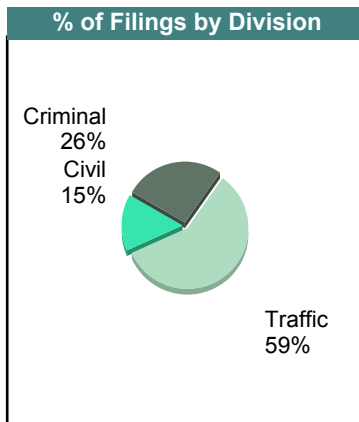
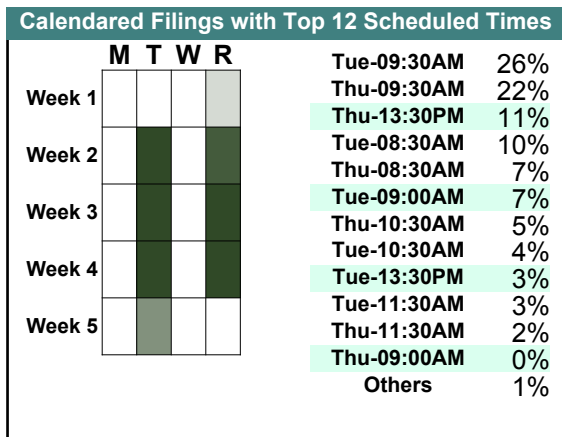
		Filings	Hearings	Transactions	Concluded	Cont
<u>Criminal</u>						
Capias	CA	11	26	26	3	23
Civil Violation	CV	1	2	2	1	1
Felony	F	38	109	109	41	68
Misdemeanor	M	59	127	133	56	77
Show Cause	SC	3	18	18	6	12
Criminal Total		112	282	288	107	181
<u>Traffic</u>						
Capias	CA	2	5	5	2	3
Felony	F	3	6	6	0	6
Infraction	I	203	168	261	211	50
Misdemeanor	M	65	106	106	62	44
Show Cause	SC	0	1	1	1	-
Traffic Total		273	286	379	276	103
<u>Civil</u>						
Abstract	AJ	1	0	1	1	-
Admin License	AL	9	0	9	9	-
Counter Claim	CC	1	1	2	1	1
Detinue	DT	2	2	2	0	2
Garnishment	GA	25	6	28	22	6
Impoundment	IM	2	0	2	2	-
Interrogatory	IN	1	0	2	2	-
Motion for Judgment	MJ	2	2	2	0	2
Other	OT	1	0	1	1	-
Protective Order	PO	1	0	1	1	-
Prelim Prot Order	PP	3	0	3	3	-
Show Cause	SC	2	0	2	2	-
Unlawful Detainer	UD	27	16	34	29	5
Warrant in Debt	WD	29	39	54	36	18
Civil Total		106	66	143	109	34
Louisa Totals		491	634	810	492	318



CASELOAD STATISTICS OF THE GENERAL DISTRICT COURTS

March 2017

		<u>Filings</u>	<u>Hearings</u>	<u>Transactions</u>	<u>Concluded</u>	<u>Cont</u>
<u>Criminal</u>						
Capias	CA	7	24	24	9	15
Civil Violation	CV	3	6	6	3	3
Felony	F	86	181	181	18	163
Misdemeanor	M	41	113	117	67	50
Show Cause	SC	8	16	16	7	9
Criminal Total		145	340	344	104	240
<u>Traffic</u>						
Capias	CA	3	8	8	7	1
Felony	F	1	2	2	0	2
Infraction	I	242	157	286	254	32
Misdemeanor	M	80	123	123	82	41
Show Cause	SC	0	1	1	1	-
Traffic Total		326	291	420	344	76
<u>Civil</u>						
Abstract	AJ	1	0	1	1	-
Admin License	AL	3	0	3	3	-
Counter Claim	CC	1	1	1	0	1
Garnishment	GA	16	7	22	15	7
Interrogatory	IN	5	4	6	2	4
Motion for Judgment	MJ	0	0	1	1	-
Prelim Prot Order	PP	2	1	2	1	1
Show Cause	SC	1	0	1	1	-
Unlawful Detainer	UD	22	16	35	24	11
Warrant in Debt	WD	33	47	65	42	23
Civil Total		84	76	137	90	47
Louisa Totals		555	707	901	538	363



CASELOAD STATISTICS OF THE GENERAL DISTRICT COURTS

February 2017

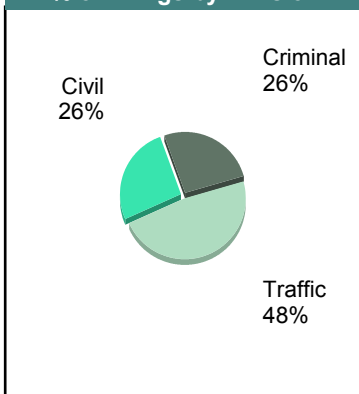
Louisa
District: 16

		<u>Filings</u>	<u>Hearings</u>	<u>Transactions</u>	<u>Concluded</u>	<u>Cont</u>
<u>Criminal</u>						
Capias	CA	8	22	22	5	17
Civil Violation	CV	3	7	7	3	4
Felony	F	38	86	86	34	52
Misdemeanor	M	61	121	122	42	80
Show Cause	SC	12	18	18	9	9
Criminal Total		122	254	255	93	162
<u>Traffic</u>						
Capias	CA	2	8	8	4	4
Felony	F	3	8	8	1	7
Infraction	I	164	135	201	161	40
Misdemeanor	M	54	91	91	52	39
Show Cause	SC	0	3	3	1	2
Traffic Total		223	245	311	219	92
<u>Civil</u>						
Admin License	AL	1	0	1	1	-
Garnishment	GA	25	2	29	27	2
Impoundment	IM	1	0	1	1	-
Interrogatory	IN	0	0	1	1	-
Motion for Judgment	MJ	0	0	1	1	-
Protective Order	PO	0	0	1	1	-
Prelim Prot Order	PP	0	0	1	1	-
Show Cause	SC	1	0	2	2	-
Unlawful Detainer	UD	37	30	44	33	11
Warrant in Debt	WD	57	65	84	57	27
Civil Total		122	97	165	125	40
Louisa Totals		467	596	731	437	294

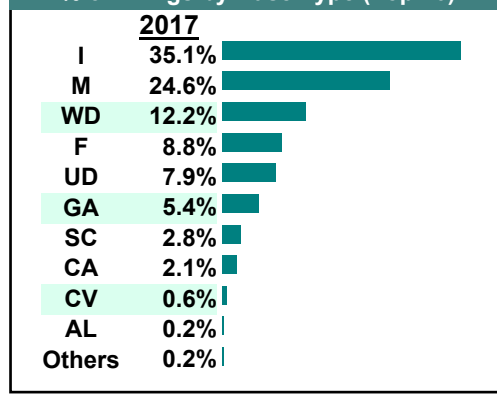
Calendared Filings with Top 12 Scheduled Times

	T	R	F		
Week 1				Thu-09:30AM	21%
				Tue-13:30PM	17%
Week 2				Tue-09:30AM	15%
				Thu-08:30AM	13%
Week 3				Thu-10:30AM	10%
				Thu-13:30PM	9%
Week 4				Tue-08:30AM	8%
				Tue-10:30AM	2%
Week 5				Thu-09:00AM	2%
				Thu-11:30AM	1%
				Thu-10:15AM	1%
				Tue-09:00AM	1%
				Others	1%

% of Filings by Division



% of Filings by Case Type (Top 10)



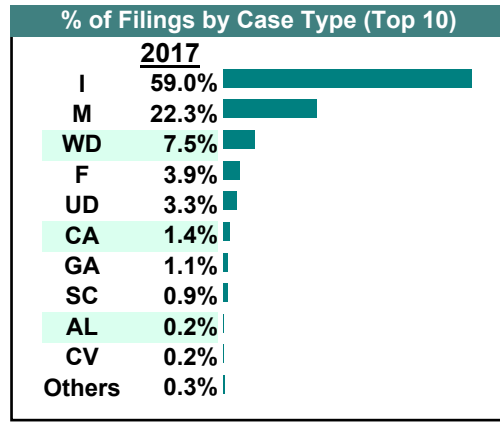
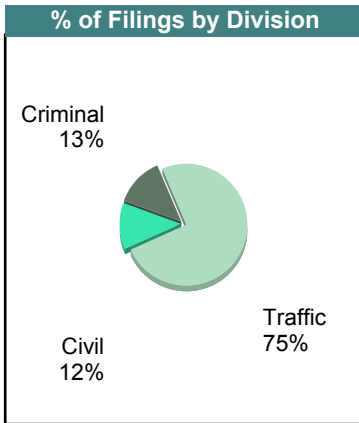
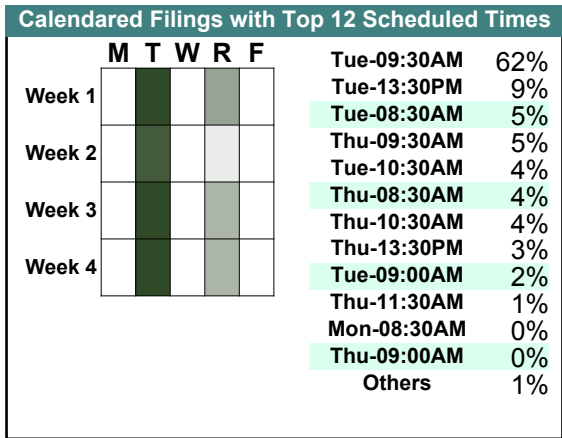
CASELOAD STATISTICS OF THE GENERAL DISTRICT COURTS

January 2017

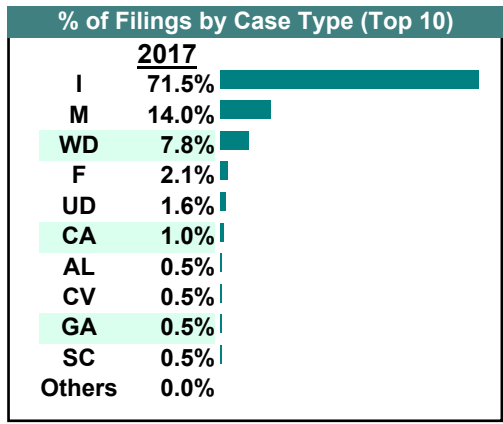
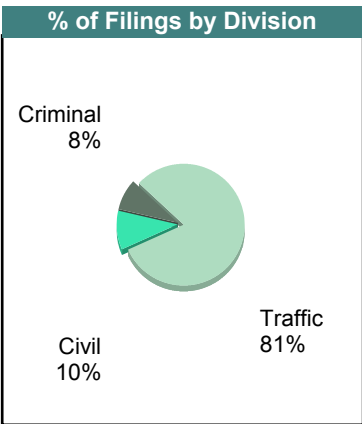
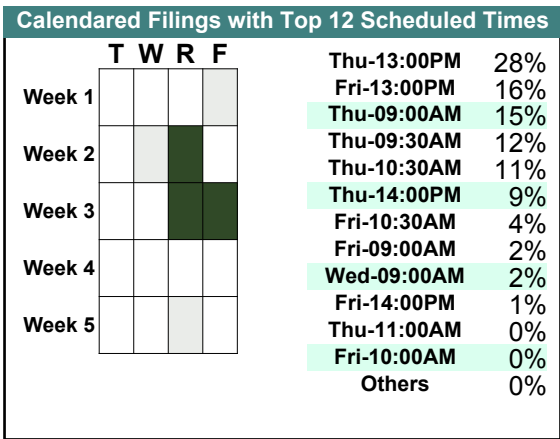
Louisa

District: 16

		<u>Filings</u>	<u>Hearings</u>	<u>Transactions</u>	<u>Concluded</u>	<u>Cont</u>
<u>Criminal</u>						
Capias	CA	6	20	20	9	11
Civil Violation	CV	1	2	2	2	-
Felony	F	23	58	58	16	42
Misdemeanor	M	48	109	113	42	71
Show Cause	SC	5	12	12	2	10
Criminal Total		83	201	205	71	134
<u>Traffic</u>						
Capias	CA	3	17	17	9	8
Felony	F	2	8	8	1	7
Infraction	I	379	241	419	367	52
Misdemeanor	M	95	147	147	98	49
Show Cause	SC	1	7	7	5	2
Traffic Total		480	420	598	480	118
<u>Civil</u>						
Admin License	AL	1	0	1	1	-
Detinue	DT	0	1	1	1	-
Garnishment	GA	7	2	8	6	2
Interrogatory	IN	1	0	1	1	-
Motion for Judgment	MJ	1	1	2	1	1
Unlawful Detainer	UD	21	11	23	18	5
Warrant in Debt	WD	48	50	70	44	26
Civil Total		79	65	106	72	34
Louisa Totals		642	686	909	623	286



		Filings	Hearings	Transactions	Concluded	Cont
<u>Criminal</u>						
Capias	CA	3	4	4	1	3
Civil Violation	CV	2	3	3	3	-
Felony	F	5	12	12	1	11
Misdemeanor	M	20	53	53	8	45
Show Cause	SC	2	6	6	4	2
Criminal Total		32	78	78	17	61
<u>Traffic</u>						
Capias	CA	1	10	10	5	5
Felony	F	3	4	4	1	3
Infraction	I	276	144	312	262	50
Misdemeanor	M	34	61	61	22	39
Show Cause	SC	0	1	1	0	1
Traffic Total		314	220	388	290	98
<u>Civil</u>						
Admin License	AL	2	0	2	2	-
Garnishment	GA	2	0	3	3	-
Other	OT	0	0	1	1	-
Unlawful Detainer	UD	6	5	6	5	1
Warrant in Debt	WD	30	44	65	58	7
Civil Total		40	49	77	69	8
Madison Totals		386	347	543	376	167



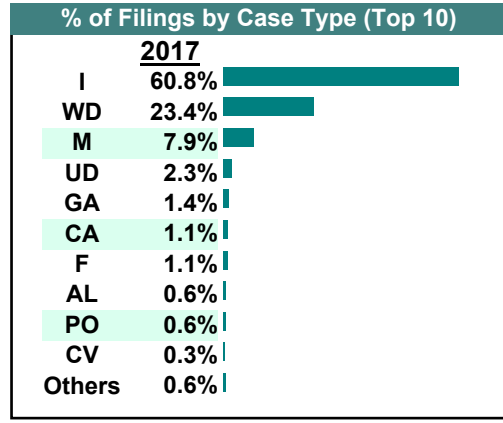
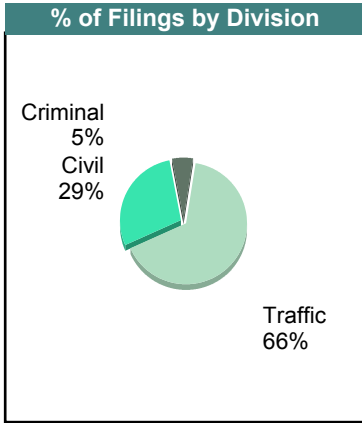
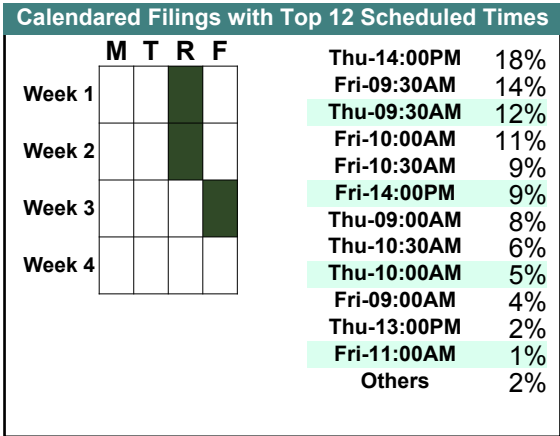
CASELOAD STATISTICS OF THE GENERAL DISTRICT COURTS

November 2017

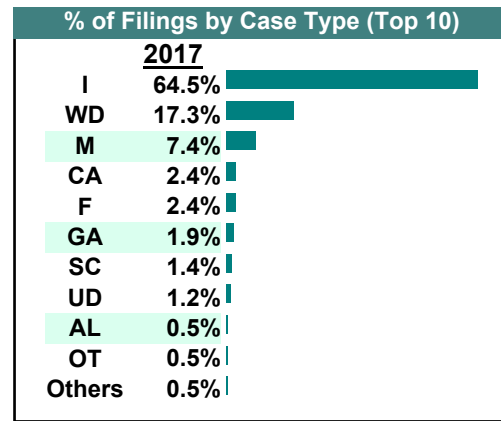
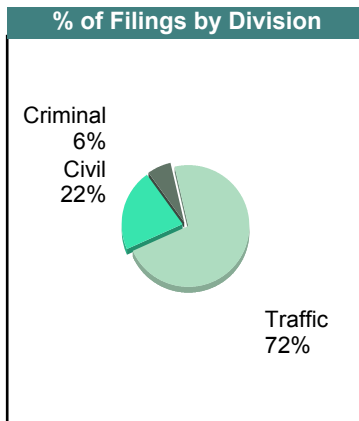
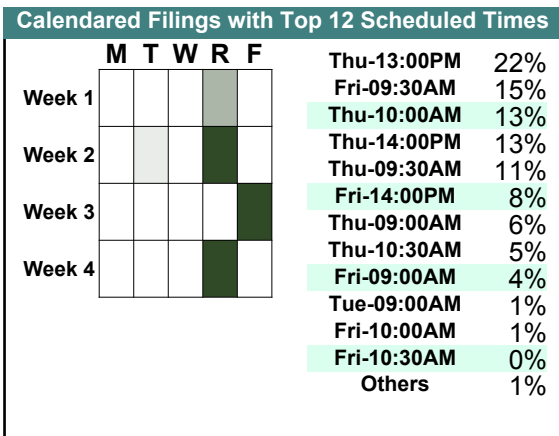
Madison

District: 16

		<u>Filings</u>	<u>Hearings</u>	<u>Transactions</u>	<u>Concluded</u>	<u>Cont</u>
<u>Criminal</u>						
Capias	CA	1	4	4	2	2
Civil Violation	CV	1	1	2	2	-
Felony	F	3	9	9	4	5
Misdemeanor	M	14	35	35	9	26
Show Cause	SC	0	7	7	6	1
Criminal Total		19	56	57	23	34
<u>Traffic</u>						
Capias	CA	3	9	9	4	5
Felony	F	1	2	2	0	2
Infraction	I	216	106	258	228	30
Misdemeanor	M	14	38	38	11	27
Show Cause	SC	0	4	4	3	1
Traffic Total		234	159	311	246	65
<u>Civil</u>						
Admin License	AL	2	0	2	2	-
Garnishment	GA	5	4	10	6	4
Impoundment	IM	1	0	1	1	-
Protective Order	PO	2	1	2	1	1
Prelim Prot Order	PP	1	3	4	1	3
Unlawful Detainer	UD	8	5	8	6	2
Warrant in Debt	WD	83	76	95	60	35
Civil Total		102	89	122	77	45
Madison Totals		355	304	490	346	144



		<u>Filings</u>	<u>Hearings</u>	<u>Transactions</u>	<u>Concluded</u>	<u>Cont</u>
<u>Criminal</u>						
Capias	CA	2	7	7	0	7
Civil Violation	CV	1	4	4	2	2
Felony	F	10	20	20	1	19
Misdemeanor	M	10	39	40	17	23
Show Cause	SC	4	8	8	0	8
Criminal Total		27	78	79	20	59
<u>Traffic</u>						
Capias	CA	8	19	19	2	17
Felony	F	0	1	1	1	-
Infraction	I	269	155	311	261	50
Misdemeanor	M	21	61	61	27	34
Show Cause	SC	2	5	5	1	4
Traffic Total		300	241	397	292	105
<u>Civil</u>						
Admin License	AL	2	0	3	3	-
Garnishment	GA	8	10	15	5	10
Other	OT	2	2	4	2	2
Prelim Prot Order	PP	1	1	1	0	1
Unlawful Detainer	UD	5	8	8	8	-
Warrant in Debt	WD	72	66	85	60	25
Civil Total		90	87	116	78	38
Madison Totals		417	406	592	390	202



CASELOAD STATISTICS OF THE GENERAL DISTRICT COURTS

September 2017

Madison

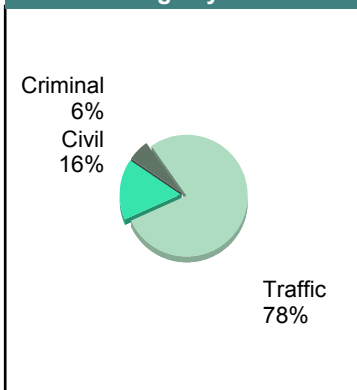
District: 16

		<u>Filings</u>	<u>Hearings</u>	<u>Transactions</u>	<u>Concluded</u>	<u>Cont</u>
<u>Criminal</u>						
Capias	CA	2	5	5	3	2
Civil Violation	CV	1	3	4	3	1
Felony	F	1	10	10	6	4
Misdemeanor	M	22	61	64	26	38
Show Cause	SC	1	4	4	3	1
Criminal Total		27	83	87	41	46
<u>Traffic</u>						
Capias	CA	2	11	11	5	6
Felony	F	0	1	1	0	1
Infraction	I	317	159	361	318	43
Misdemeanor	M	36	84	84	34	50
Restricted O/L	RL	2	2	2	2	-
Show Cause	SC	0	4	4	2	2
Traffic Total		357	261	463	361	102
<u>Civil</u>						
Abstract	AJ	2	0	2	2	-
Admin License	AL	2	1	2	1	1
Garnishment	GA	5	2	6	4	2
Other	OT	1	1	1	0	1
Protective Order	PO	1	0	1	1	-
Prelim Prot Order	PP	1	1	2	1	1
Unlawful Detainer	UD	5	4	9	8	1
Warrant in Debt	WD	56	47	59	32	27
Civil Total		73	56	82	49	33
Madison Totals		457	400	632	451	181

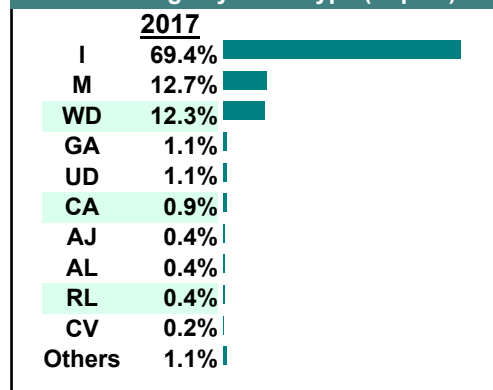
Calendared Filings with Top 12 Scheduled Times

	M	T	W	R	F		
Week 1						Thu-13:00PM	26%
						Thu-10:00AM	22%
						Thu-10:30AM	13%
Week 2						Thu-09:00AM	12%
						Thu-14:00PM	11%
						Thu-09:30AM	6%
Week 3						Fri-14:00PM	4%
						Fri-09:30AM	2%
						Fri-09:00AM	2%
						Fri-11:00AM	1%
						Tue-09:00AM	1%
						Mon-09:00AM	0%
						Others	0%

% of Filings by Division



% of Filings by Case Type (Top 10)



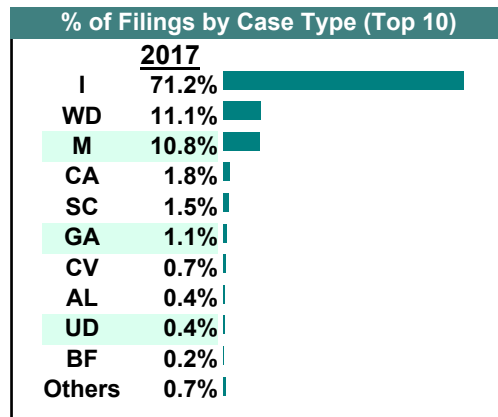
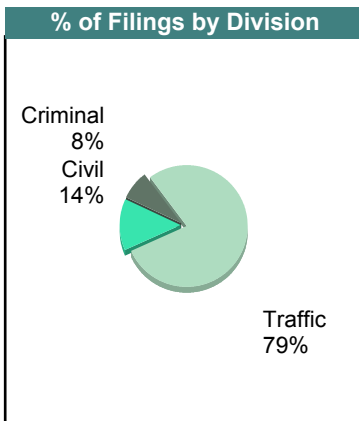
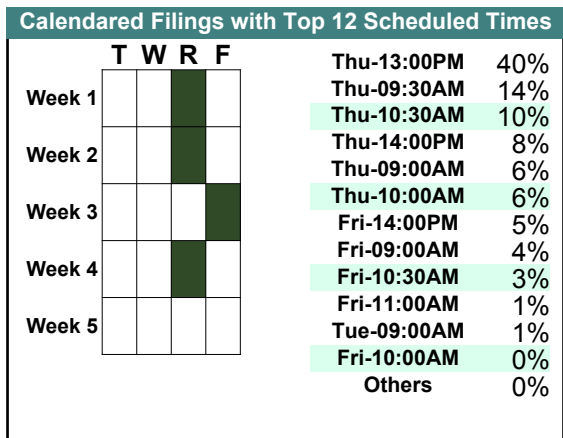
CASELOAD STATISTICS OF THE GENERAL DISTRICT COURTS

August 2017

Madison

District: 16

		<u>Filings</u>	<u>Hearings</u>	<u>Transactions</u>	<u>Concluded</u>	<u>Cont</u>
<u>Criminal</u>						
Capias	CA	4	4	4	0	4
Civil Violation	CV	2	4	4	1	3
Felony	F	1	5	5	1	4
Misdemeanor	M	23	45	47	16	31
Show Cause	SC	5	8	8	1	7
Criminal Total		35	66	68	19	49
<u>Traffic</u>						
Capias	CA	4	7	7	1	6
Civil Violation	CV	1	1	1	1	-
Felony	F	0	3	3	1	2
Infraction	I	322	168	378	340	38
Misdemeanor	M	26	74	74	31	43
Show Cause	SC	2	8	8	3	5
Traffic Total		355	261	471	377	94
<u>Civil</u>						
Admin License	AL	2	0	2	2	-
Bond Forfeiture	BF	1	1	1	0	1
Garnishment	GA	5	1	5	4	1
Interrogatory	IN	1	0	1	1	-
Prelim Prot Order	PP	1	2	2	0	2
Unlawful Detainer	UD	2	3	4	2	2
Warrant in Debt	WD	50	44	51	36	15
Civil Total		62	51	66	45	21
Madison Totals		452	378	605	441	164



CASELOAD STATISTICS OF THE GENERAL DISTRICT COURTS


July 2017

Madison

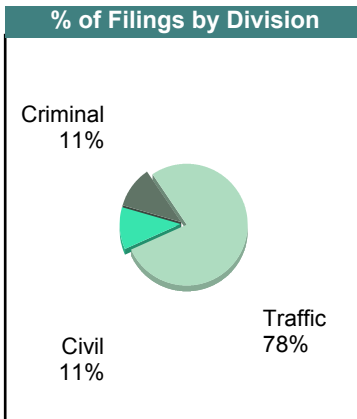
District: 16

		<u>Filings</u>	<u>Hearings</u>	<u>Transactions</u>	<u>Concluded</u>	<u>Cont</u>
<u>Criminal</u>						
Capias	CA	1	11	11	6	5
Civil Violation	CV	3	3	3	0	3
Felony	F	5	15	15	6	9
Misdemeanor	M	23	47	47	11	36
Show Cause	SC	3	6	6	2	4
Criminal Total		35	82	82	25	57
<u>Traffic</u>						
Capias	CA	5	8	8	1	7
Infraction	I	206	99	228	182	46
Misdemeanor	M	24	50	50	18	32
Restricted O/L	RL	1	1	1	1	-
Show Cause	SC	4	6	6	0	6
Traffic Total		240	164	293	202	91
<u>Civil</u>						
Admin License	AL	2	0	2	2	-
Detinue	DT	0	1	1	1	-
Garnishment	GA	3	0	3	3	-
Impoundment	IM	1	0	1	1	-
Other	OT	1	0	1	1	-
Protective Order	PO	2	0	2	2	-
Prelim Prot Order	PP	2	2	4	2	2
Unlawful Detainer	UD	7	8	8	2	6
Warrant in Debt	WD	16	18	22	15	7
Civil Total		34	29	44	29	15
Madison Totals		309	275	419	256	163

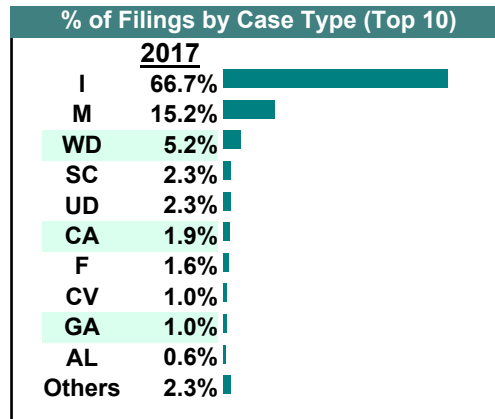
Calendared Filings with Top 12 Scheduled Times



% of Filings by Division



% of Filings by Case Type (Top 10)



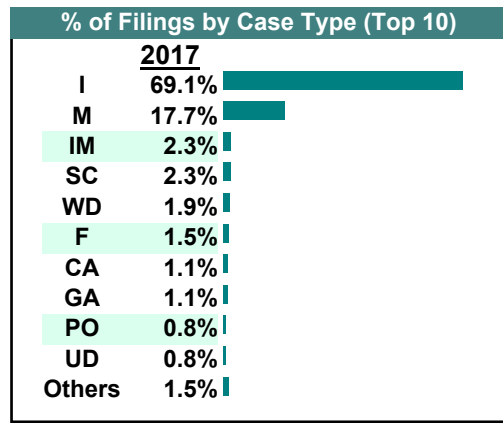
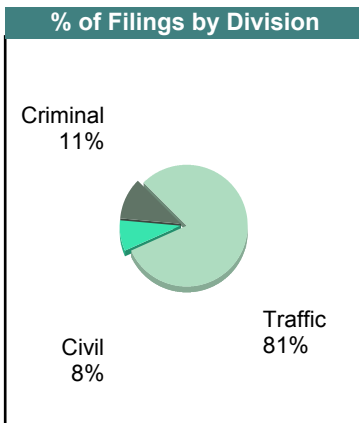
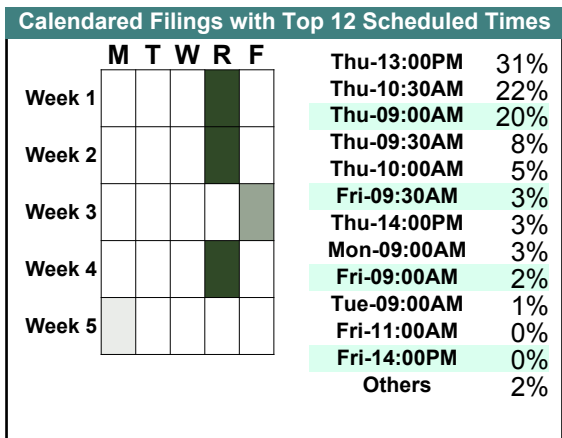
CASELOAD STATISTICS OF THE GENERAL DISTRICT COURTS

June 2017

Madison

District: 16

		<u>Filings</u>	<u>Hearings</u>	<u>Transactions</u>	<u>Concluded</u>	<u>Cont</u>
<u>Criminal</u>						
Capias	CA	2	7	7	2	5
Civil Violation	CV	1	1	1	0	1
Felony	F	3	9	9	4	5
Misdemeanor	M	22	42	46	18	28
Show Cause	SC	2	5	5	1	4
Criminal Total		30	64	68	25	43
<u>Traffic</u>						
Capias	CA	1	8	8	5	3
Felony	F	1	2	2	0	2
Infraction	I	183	106	214	178	36
Misdemeanor	M	25	55	55	20	35
Show Cause	SC	4	7	7	3	4
Traffic Total		214	178	286	206	80
<u>Civil</u>						
Abstract	AJ	1	0	1	1	-
Admin License	AL	1	0	1	1	-
Garnishment	GA	3	0	3	3	-
Impoundment	IM	6	0	6	6	-
Protective Order	PO	2	0	2	2	-
Prelim Prot Order	PP	1	1	3	2	1
Unlawful Detainer	UD	2	2	3	2	1
Warrant in Debt	WD	5	4	11	9	2
Civil Total		21	7	30	26	4
Madison Totals		265	249	384	257	127



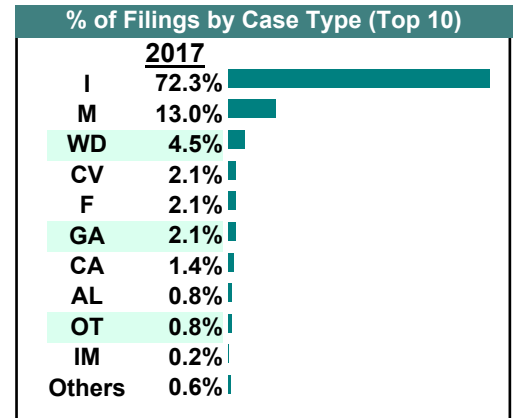
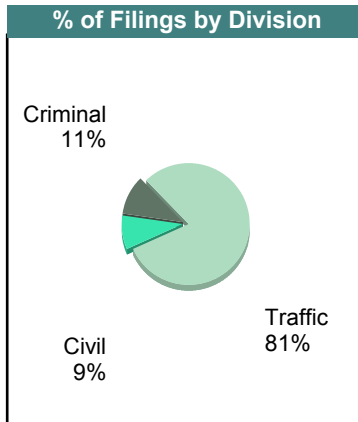
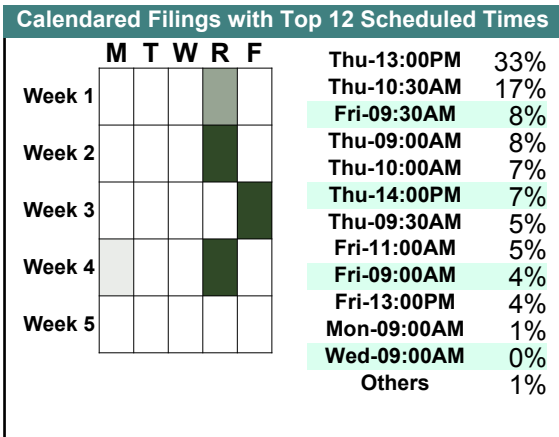
CASELOAD STATISTICS OF THE GENERAL DISTRICT COURTS

May 2017

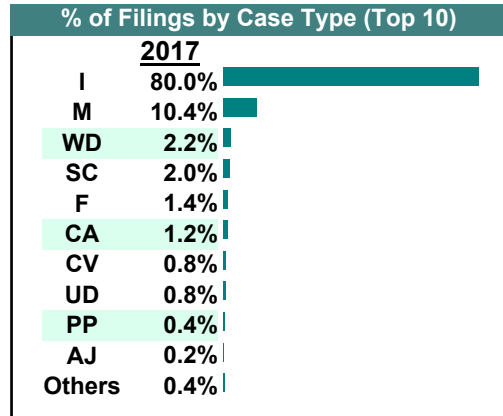
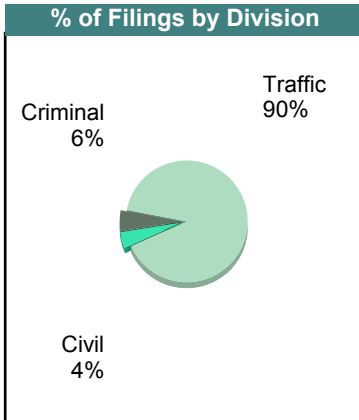
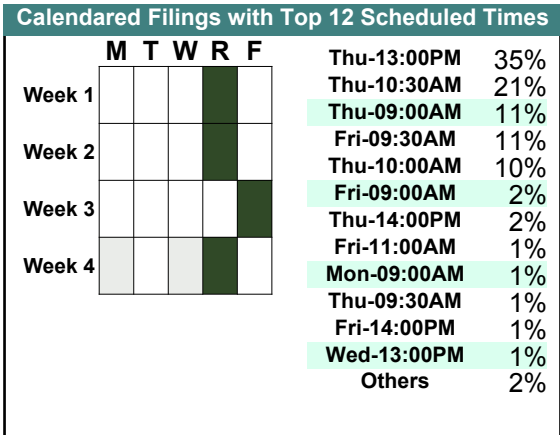
Madison

District: 16

		<u>Filings</u>	<u>Hearings</u>	<u>Transactions</u>	<u>Concluded</u>	<u>Cont</u>
<u>Criminal</u>						
Capias	CA	4	9	9	3	6
Civil Violation	CV	10	4	12	12	-
Felony	F	9	23	23	10	13
Misdemeanor	M	28	59	60	33	27
Show Cause	SC	0	9	9	6	3
Criminal Total		51	104	113	64	49
<u>Traffic</u>						
Capias	CA	3	8	8	3	5
Felony	F	1	5	5	3	2
Infraction	I	350	174	384	345	39
Misdemeanor	M	35	79	80	45	35
Restricted O/L	RL	1	1	1	1	-
Show Cause	SC	0	6	6	4	2
Traffic Total		390	273	484	401	83
<u>Civil</u>						
Admin License	AL	4	0	4	4	-
Detinue	DT	0	1	1	0	1
Garnishment	GA	10	0	11	11	-
Impoundment	IM	1	0	1	1	-
Other	OT	4	0	4	4	-
Protective Order	PO	1	1	1	0	1
Prelim Prot Order	PP	0	1	1	0	1
Unlawful Detainer	UD	1	1	1	1	-
Warrant in Debt	WD	22	18	26	18	8
Civil Total		43	22	50	39	11
Madison Totals		484	399	647	504	143



		<u>Filings</u>	<u>Hearings</u>	<u>Transactions</u>	<u>Concluded</u>	<u>Cont</u>
<u>Criminal</u>						
Capias	CA	0	3	3	1	2
Civil Violation	CV	4	4	5	3	2
Felony	F	4	10	10	4	6
Misdemeanor	M	16	41	42	18	24
Show Cause	SC	4	5	5	1	4
Criminal Total		28	63	65	27	38
<u>Traffic</u>						
Capias	CA	6	18	18	10	8
Felony	F	3	3	3	0	3
Infraction	I	391	177	426	388	38
Misdemeanor	M	35	73	73	26	47
Show Cause	SC	6	9	9	3	6
Traffic Total		441	280	529	427	102
<u>Civil</u>						
Abstract	AJ	1	0	1	1	-
Other	OT	1	0	1	1	-
Protective Order	PO	1	0	1	1	-
Prelim Prot Order	PP	2	4	5	1	4
Unlawful Detainer	UD	4	3	4	3	1
Warrant in Debt	WD	11	8	12	9	3
Civil Total		20	15	24	16	8
Madison Totals		489	358	618	470	148



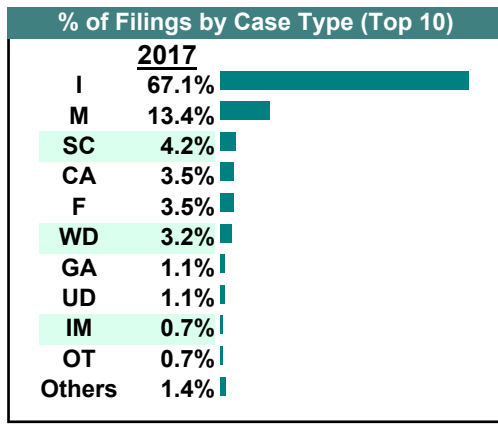
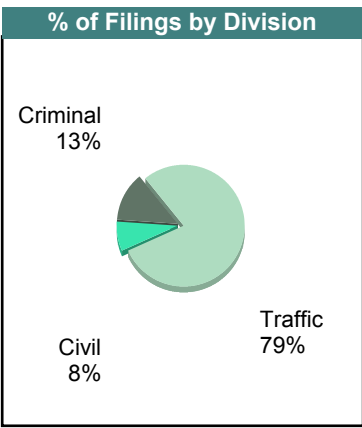
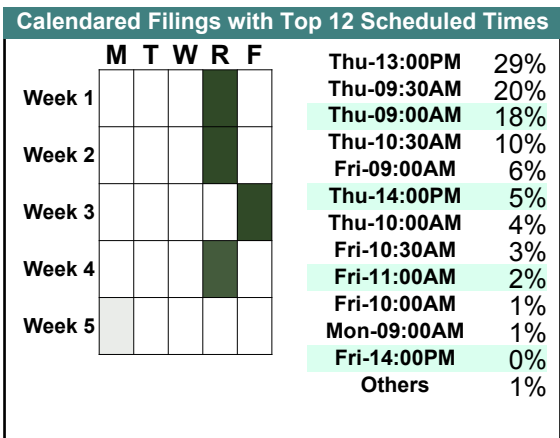
CASELOAD STATISTICS OF THE GENERAL DISTRICT COURTS

March 2017

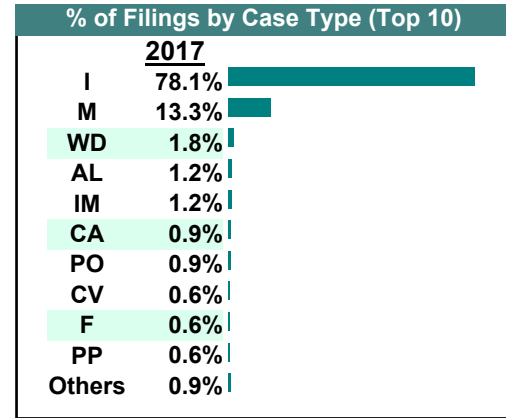
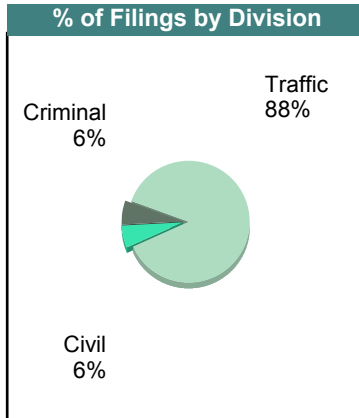
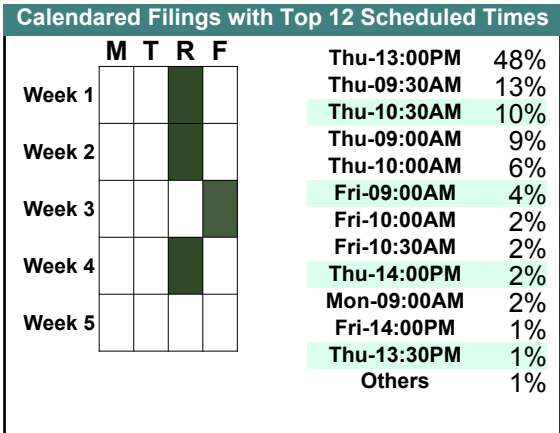
Madison

District: 16

		<u>Filings</u>	<u>Hearings</u>	<u>Transactions</u>	<u>Concluded</u>	<u>Cont</u>
<u>Criminal</u>						
Capias	CA	2	3	3	1	2
Civil Violation	CV	0	2	2	2	-
Felony	F	10	25	25	11	14
Misdemeanor	M	19	47	50	28	22
Show Cause	SC	6	10	10	2	8
Criminal Total		37	87	90	44	46
<u>Traffic</u>						
Capias	CA	8	12	12	2	10
Infraction	I	190	83	211	184	27
Misdemeanor	M	19	52	52	14	38
Restricted O/L	RL	1	1	1	1	-
Show Cause	SC	6	11	11	2	9
Traffic Total		224	159	287	203	84
<u>Civil</u>						
Admin License	AL	1	0	2	2	-
Garnishment	GA	3	1	4	3	1
Impoundment	IM	2	0	2	2	-
Other	OT	2	0	2	2	-
Protective Order	PO	1	0	1	1	-
Prelim Prot Order	PP	1	2	3	1	2
Unlawful Detainer	UD	3	3	4	3	1
Warrant in Debt	WD	9	7	11	9	2
Civil Total		22	13	29	23	6
Madison Totals		283	259	406	270	136



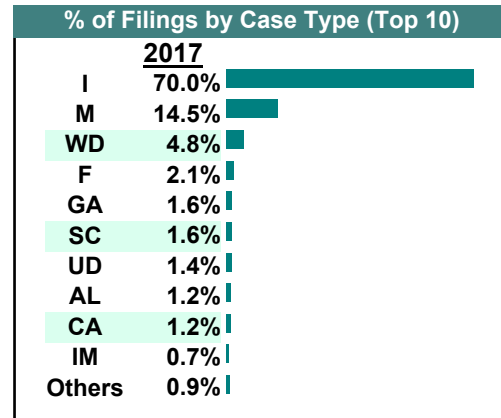
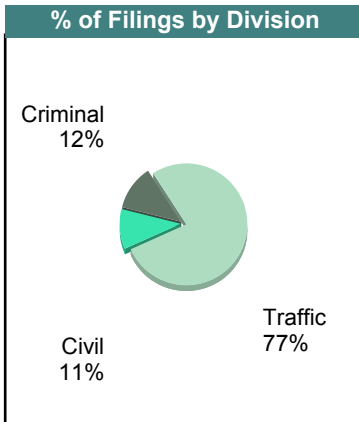
		<u>Filings</u>	<u>Hearings</u>	<u>Transactions</u>	<u>Concluded</u>	<u>Cont</u>
<u>Criminal</u>						
Capias	CA	1	9	9	4	5
Civil Violation	CV	2	3	3	1	2
Felony	F	2	9	9	6	3
Misdemeanor	M	15	47	47	23	24
Show Cause	SC	1	5	5	1	4
Criminal Total		21	73	73	35	38
<u>Traffic</u>						
Capias	CA	2	9	9	5	4
Felony	F	0	1	1	1	-
Infraction	I	264	132	298	276	22
Misdemeanor	M	30	64	64	38	26
Show Cause	SC	1	5	5	4	1
Traffic Total		297	211	377	324	53
<u>Civil</u>						
Admin License	AL	4	0	4	4	-
Impoundment	IM	4	0	4	4	-
Protective Order	PO	3	0	3	3	-
Prelim Prot Order	PP	2	2	5	3	2
Unlawful Detainer	UD	1	2	3	3	-
Warrant in Debt	WD	6	8	13	10	3
Civil Total		20	12	32	27	5
Madison Totals		338	296	482	386	96



		<u>Filings</u>	<u>Hearings</u>	<u>Transactions</u>	<u>Concluded</u>	<u>Cont</u>
<u>Criminal</u>						
Capias	CA	4	4	4	3	1
Civil Violation	CV	1	1	1	0	1
Felony	F	9	18	18	4	14
Misdemeanor	M	34	62	62	25	37
Show Cause	SC	4	11	11	8	3
Criminal Total		52	96	96	40	56
<u>Traffic</u>						
Capias	CA	1	9	9	6	3
Felony	F	0	1	1	1	-
Infraction	I	303	121	343	314	29
Misdemeanor	M	29	70	70	43	27
Show Cause	SC	2	2	2	1	1
Traffic Total		335	203	425	365	60
<u>Civil</u>						
Admin License	AL	5	1	5	4	1
Detinue	DT	0	1	1	0	1
Garnishment	GA	7	1	7	6	1
Impoundment	IM	3	0	3	3	-
Interrogatory	IN	0	0	1	1	-
Other	OT	1	0	1	1	-
Prelim Prot Order	PP	2	3	4	1	3
Show Cause	SC	1	0	1	1	-
Unlawful Detainer	UD	6	9	9	5	4
Warrant in Debt	WD	21	20	28	22	6
Civil Total		46	35	60	44	16
Madison Totals		433	334	581	449	132

Calendared Filings with Top 12 Scheduled Times

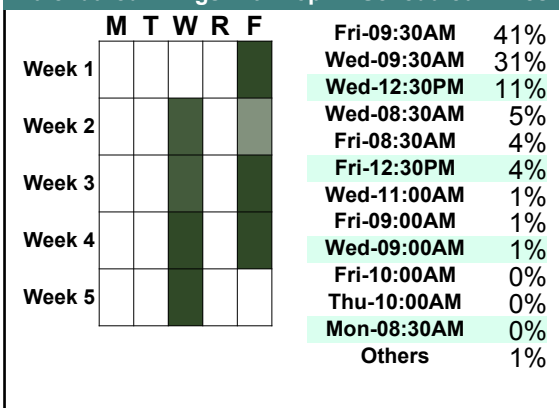
	M	T	W	R	F		
Week 1						Thu-13:00PM	42%
Week 2						Thu-09:00AM	13%
						Thu-10:30AM	11%
Week 3						Thu-09:30AM	10%
						Thu-14:00PM	8%
Week 4						Fri-10:30AM	4%
						Fri-09:00AM	3%
						Thu-10:00AM	2%
						Fri-10:00AM	2%
					Fri-11:00AM	2%	
					Mon-09:00AM	1%	
					Fri-14:00PM	0%	
					Others	1%	



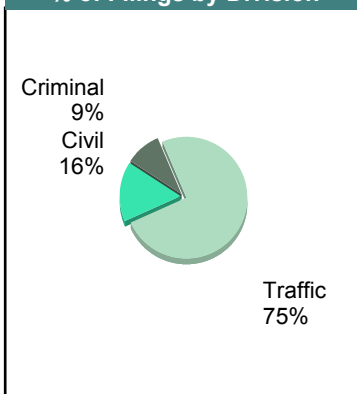
December 2017

		<u>Filings</u>	<u>Hearings</u>	<u>Transactions</u>	<u>Concluded</u>	<u>Cont</u>
<u>Criminal</u>						
Capias	CA	8	26	26	2	24
Civil Violation	CV	2	7	7	4	3
Felony	F	13	53	53	15	38
Misdemeanor	M	58	151	155	60	95
Show Cause	SC	6	17	17	6	11
Criminal Total		87	254	258	87	171
<u>Traffic</u>						
Capias	CA	0	9	9	2	7
Felony	F	0	2	2	2	-
Infraction	I	574	371	649	561	88
Misdemeanor	M	61	118	118	73	45
Other	O	49	23	52	42	10
Show Cause	SC	1	8	8	4	4
Traffic Total		685	531	838	684	154
<u>Civil</u>						
Admin License	AL	2	0	2	2	-
Counter Claim	CC	1	0	1	1	-
Detinue	DT	14	21	28	23	5
Garnishment	GA	31	12	36	24	12
Impoundment	IM	3	0	3	3	-
Interrogatory	IN	2	0	3	3	-
Protective Order	PO	2	0	2	2	-
Prelim Prot Order	PP	1	0	4	4	-
Show Cause	SC	2	2	2	0	2
Tenants Assertion	TA	0	0	1	1	-
Unlawful Detainer	UD	10	11	20	16	4
Warrant in Debt	WD	78	78	101	76	25
Civil Total		146	124	203	155	48
Orange Totals		918	909	1,299	926	373

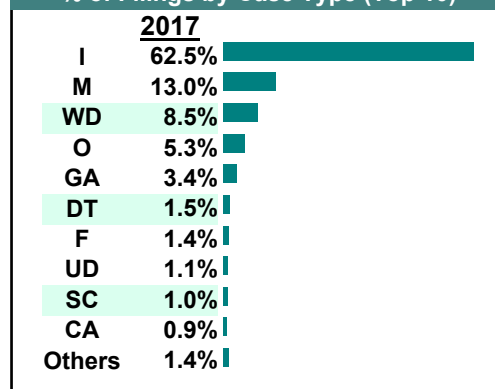
Calendared Filings with Top 12 Scheduled Times



% of Filings by Division



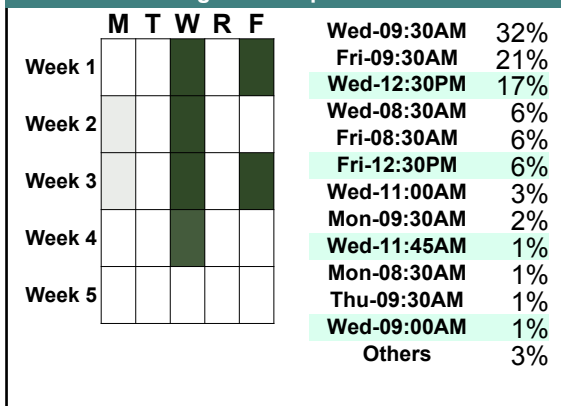
% of Filings by Case Type (Top 10)



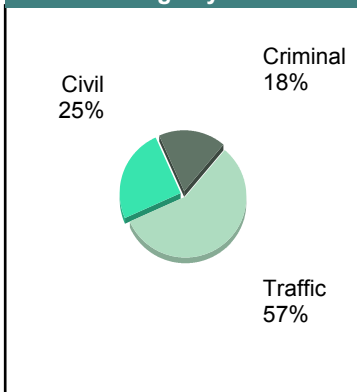
November 2017

		<u>Filings</u>	<u>Hearings</u>	<u>Transactions</u>	<u>Concluded</u>	<u>Cont</u>
<u>Criminal</u>						
Capias	CA	5	6	6	3	3
Civil Violation	CV	3	9	9	3	6
Felony	F	32	93	93	26	67
Misdemeanor	M	64	191	193	95	98
Show Cause	SC	1	7	7	4	3
Criminal Total		105	306	308	131	177
<u>Traffic</u>						
Capias	CA	1	4	4	3	1
Felony	F	0	6	6	4	2
Infraction	I	271	219	379	317	62
Misdemeanor	M	49	104	104	59	45
Other	O	13	14	22	19	3
Show Cause	SC	2	4	4	0	4
Traffic Total		336	351	519	402	117
<u>Civil</u>						
Admin License	AL	8	0	8	8	-
Counter Claim	CC	1	0	1	1	-
Detinue	DT	18	19	22	14	8
Garnishment	GA	26	6	33	27	6
Impoundment	IM	1	0	1	1	-
Protective Order	PO	2	1	2	2	-
Prelim Prot Order	PP	0	1	1	0	1
Tenants Assertion	TA	0	1	1	0	1
Unlawful Detainer	UD	19	15	24	16	8
Warrant in Debt	WD	71	76	95	61	34
Civil Total		146	119	188	130	58
Orange Totals		587	776	1,015	663	352

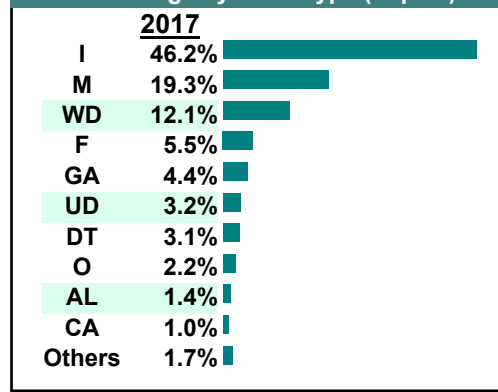
Calendared Filings with Top 12 Scheduled Times



% of Filings by Division

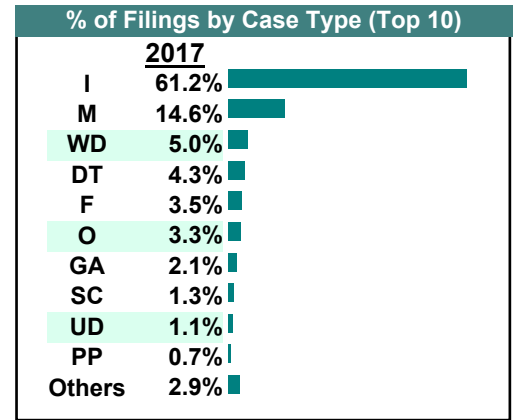
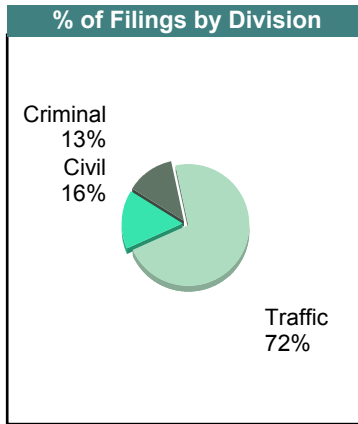
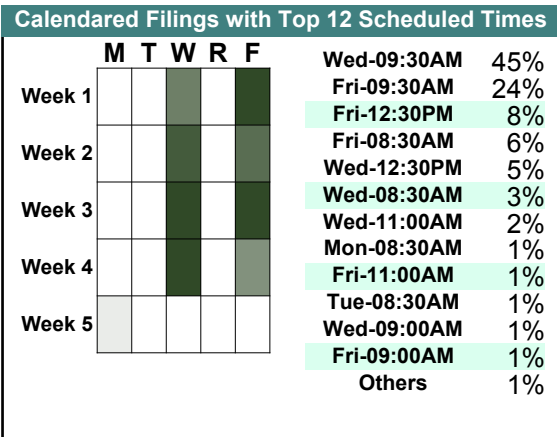


% of Filings by Case Type (Top 10)



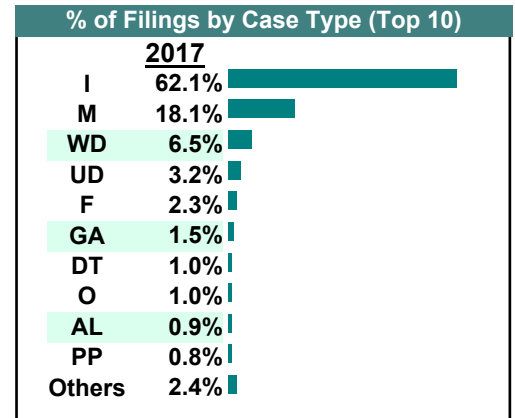
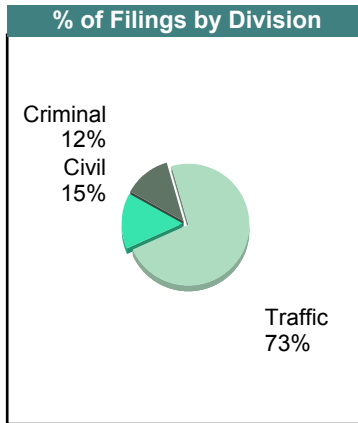
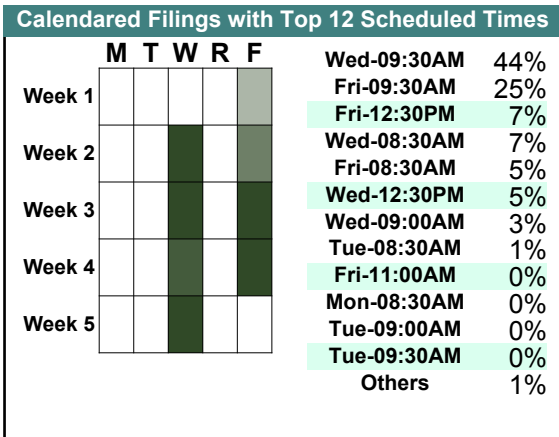
October 2017

		<u>Filings</u>	<u>Hearings</u>	<u>Transactions</u>	<u>Concluded</u>	<u>Cont</u>
<u>Criminal</u>						
Capias	CA	2	12	12	5	7
Civil Violation	CV	2	6	6	2	4
Felony	F	27	90	90	31	59
Misdemeanor	M	73	231	232	67	165
Show Cause	SC	9	22	22	13	9
Criminal Total		113	361	362	118	244
<u>Traffic</u>						
Capias	CA	1	11	11	3	8
Civil Violation	CV	1	2	2	2	-
Felony	F	4	10	10	0	10
Infraction	I	546	370	651	536	115
Misdemeanor	M	57	130	130	70	60
Other	O	29	18	35	27	8
Show Cause	SC	1	2	2	0	2
Traffic Total		639	543	841	638	203
<u>Civil</u>						
Abstract	AJ	4	0	4	4	-
Admin License	AL	3	0	3	3	-
Counter Claim	CC	1	0	1	1	-
Detinue	DT	38	34	43	29	14
Garnishment	GA	19	6	24	18	6
Impoundment	IM	3	0	3	3	-
Interrogatory	IN	2	1	4	3	1
Other	OT	1	1	2	2	-
Protective Order	PO	5	4	6	6	-
Prelim Prot Order	PP	6	9	11	8	3
Show Cause	SC	2	0	2	2	-
Tenants Assertion	TA	1	1	1	0	1
Unlawful Detainer	UD	10	15	25	17	8
Warrant in Debt	WD	45	54	80	54	26
Civil Total		140	125	209	150	59
Orange Totals		892	1,029	1,412	906	506



September 2017

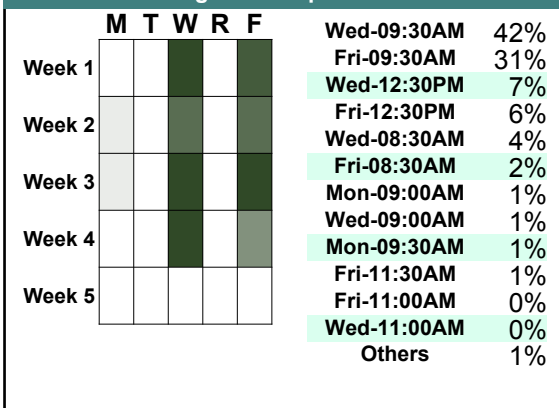
		<u>Filings</u>	<u>Hearings</u>	<u>Transactions</u>	<u>Concluded</u>	<u>Cont</u>
<u>Criminal</u>						
Capias	CA	5	10	10	2	8
Civil Violation	CV	4	7	7	3	4
Felony	F	18	80	80	16	64
Misdemeanor	M	91	184	188	61	127
Show Cause	SC	4	17	17	3	14
Criminal Total		122	298	302	85	217
<u>Traffic</u>						
Capias	CA	1	4	4	1	3
Civil Violation	CV	1	1	1	0	1
Felony	F	5	13	13	2	11
Infraction	I	612	394	713	618	95
Misdemeanor	M	87	150	150	80	70
Other	O	10	9	14	11	3
Show Cause	SC	2	5	5	2	3
Traffic Total		718	576	900	714	186
<u>Civil</u>						
Abstract	AJ	1	0	1	1	-
Admin License	AL	9	0	9	9	-
Detinue	DT	10	9	20	18	2
Garnishment	GA	15	4	17	13	4
Impoundment	IM	2	0	2	2	-
Interrogatory	IN	1	0	1	1	-
Other	OT	0	2	2	2	-
Protective Order	PO	3	2	5	3	2
Prelim Prot Order	PP	8	7	11	4	7
Unlawful Detainer	UD	32	25	41	30	11
Warrant in Debt	WD	64	73	86	56	30
Civil Total		145	122	195	139	56
Orange Totals		985	996	1,397	938	459



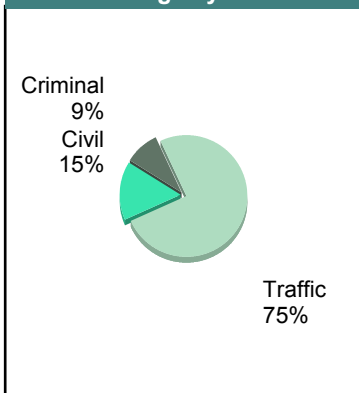
August 2017

		<u>Filings</u>	<u>Hearings</u>	<u>Transactions</u>	<u>Concluded</u>	<u>Cont</u>
<u>Criminal</u>						
Capias	CA	2	11	11	3	8
Civil Violation	CV	1	5	5	3	2
Felony	F	25	62	62	12	50
Misdemeanor	M	58	128	130	40	90
Show Cause	SC	7	10	10	1	9
Criminal Total		93	216	218	59	159
<u>Traffic</u>						
Capias	CA	4	9	9	1	8
Felony	F	0	1	1	1	-
Infraction	I	654	374	748	659	89
Misdemeanor	M	68	116	116	58	58
Other	O	38	16	39	31	8
Show Cause	SC	3	10	10	2	8
Traffic Total		767	526	923	752	171
<u>Civil</u>						
Admin License	AL	6	0	6	6	-
Detinue	DT	13	22	28	18	10
Garnishment	GA	27	2	29	27	2
Impoundment	IM	3	0	3	3	-
Interrogatory	IN	1	1	2	1	1
Other	OT	3	3	4	1	3
Protective Order	PO	1	0	2	2	-
Prelim Prot Order	PP	2	1	4	3	1
Tenants Assertion	TA	0	0	1	1	-
Unlawful Detainer	UD	23	24	31	18	13
Warrant in Debt	WD	78	82	101	73	28
Civil Total		157	135	211	153	58
Orange Totals		1,017	877	1,352	964	388

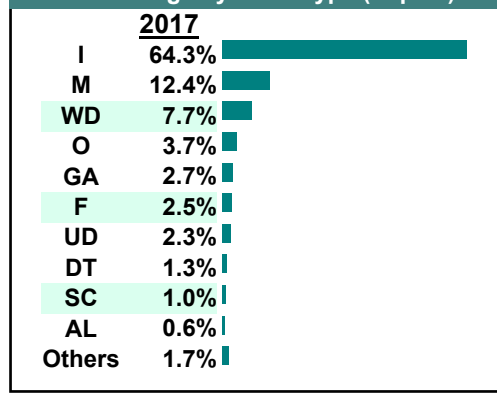
Calendared Filings with Top 12 Scheduled Times



% of Filings by Division

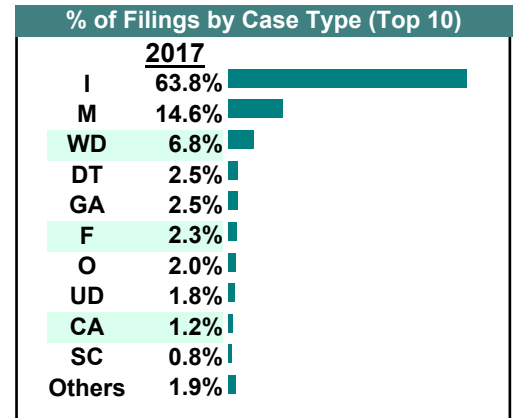
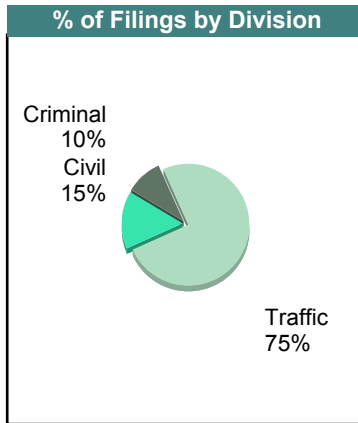
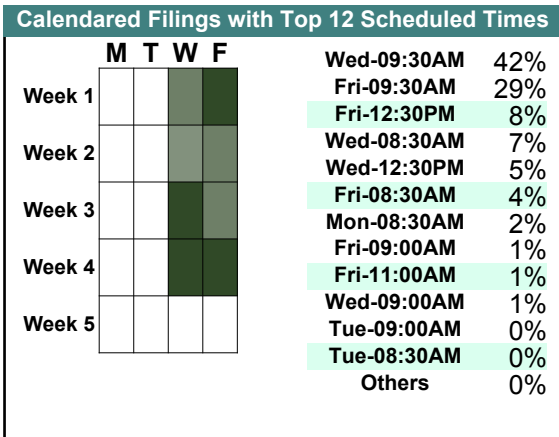


% of Filings by Case Type (Top 10)



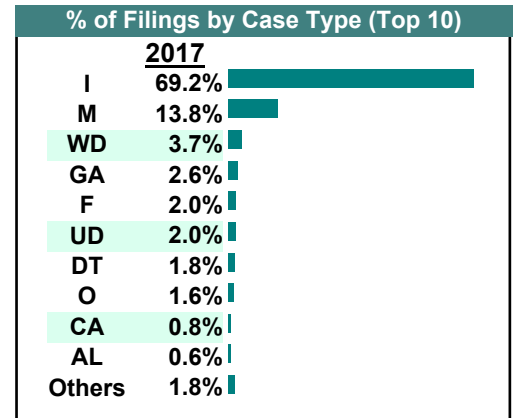
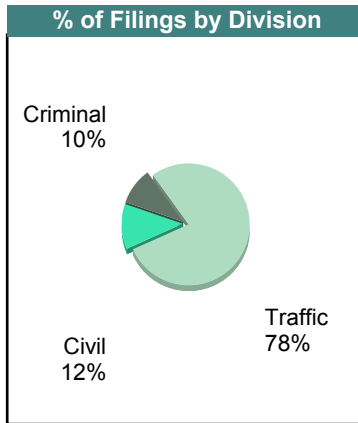
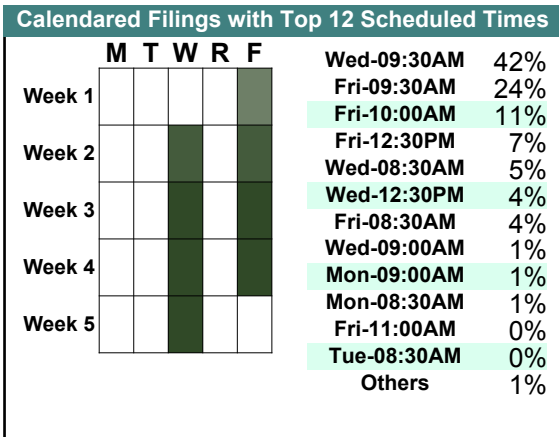
July 2017

		<u>Filings</u>	<u>Hearings</u>	<u>Transactions</u>	<u>Concluded</u>	<u>Cont</u>
<u>Criminal</u>						
Capias	CA	4	9	9	4	5
Civil Violation	CV	1	7	7	6	1
Felony	F	17	66	66	18	48
Misdemeanor	M	59	148	154	70	84
Show Cause	SC	3	6	6	2	4
Criminal Total		84	236	242	100	142
<u>Traffic</u>						
Capias	CA	6	12	12	5	7
Felony	F	3	7	7	2	5
Infraction	I	547	378	662	559	103
Misdemeanor	M	66	115	115	59	56
Other	O	17	6	23	22	1
Show Cause	SC	4	12	12	4	8
Traffic Total		643	530	831	651	180
<u>Civil</u>						
Admin License	AL	5	0	5	5	-
Counter Claim	CC	0	0	1	1	-
Detinue	DT	21	25	32	18	14
Garnishment	GA	21	1	21	20	1
Impoundment	IM	2	0	2	2	-
Interrogatory	IN	3	2	4	2	2
Protective Order	PO	2	2	4	2	2
Prelim Prot Order	PP	1	2	2	0	2
Restricted O/L	RL	1	0	1	1	-
Tenants Assertion	TA	1	1	1	0	1
Unlawful Detainer	UD	15	19	21	13	8
Warrant in Debt	WD	58	67	82	55	27
Civil Total		130	119	176	119	57
Orange Totals		857	885	1,249	870	379



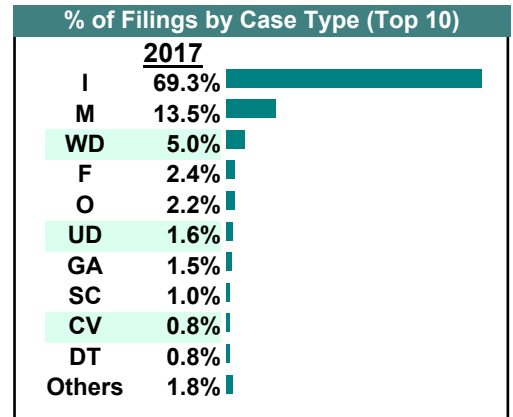
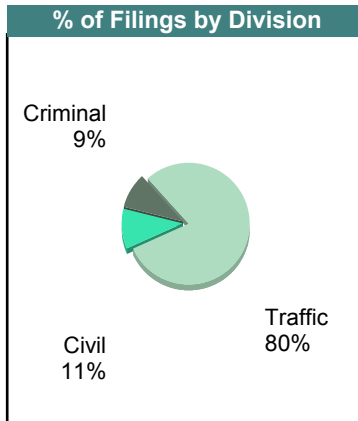
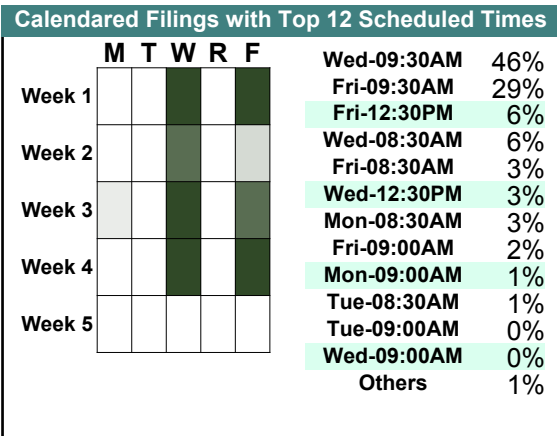
June 2017

		<u>Filings</u>	<u>Hearings</u>	<u>Transactions</u>	<u>Concluded</u>	<u>Cont</u>
<u>Criminal</u>						
Capias	CA	5	12	12	0	12
Civil Violation	CV	3	9	9	2	7
Felony	F	22	80	80	21	59
Misdemeanor	M	74	202	205	75	130
Show Cause	SC	2	8	8	4	4
Criminal Total		106	311	314	102	212
<u>Traffic</u>						
Capias	CA	4	7	7	1	6
Civil Violation	CV	0	1	1	1	-
Felony	F	0	2	2	2	-
Infraction	I	751	450	883	757	126
Misdemeanor	M	76	145	145	78	67
Other	O	17	13	27	21	6
Show Cause	SC	1	8	8	3	5
Traffic Total		849	626	1,073	863	210
<u>Civil</u>						
Admin License	AL	7	0	7	7	-
Counter Claim	CC	1	1	1	0	1
Detinue	DT	19	17	21	6	15
Garnishment	GA	28	0	30	30	-
Impoundment	IM	3	0	3	3	-
Interrogatory	IN	5	1	5	4	1
Other	OT	0	1	1	0	1
Protective Order	PO	3	2	3	1	2
Prelim Prot Order	PP	2	3	5	2	3
Unlawful Detainer	UD	22	19	28	21	7
Warrant in Debt	WD	40	47	64	43	21
Civil Total		130	91	168	117	51
Orange Totals		1,085	1,028	1,555	1,082	473



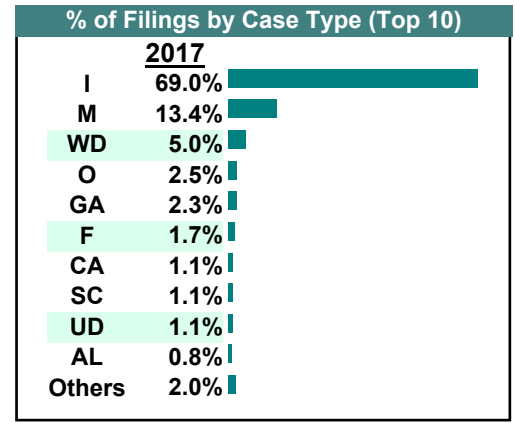
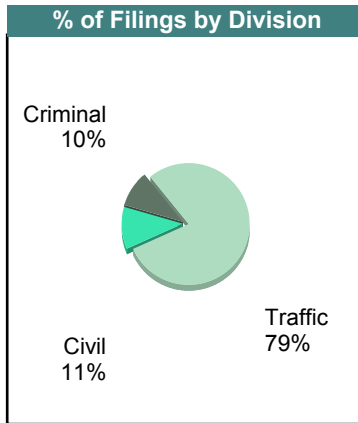
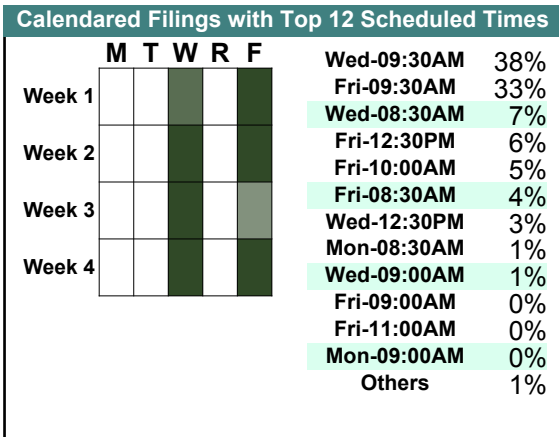
May 2017

		<u>Filings</u>	<u>Hearings</u>	<u>Transactions</u>	<u>Concluded</u>	<u>Cont</u>
<u>Criminal</u>						
Capias	CA	1	7	7	5	2
Civil Violation	CV	7	10	10	5	5
Felony	F	22	57	57	13	44
Misdemeanor	M	58	126	126	52	74
Show Cause	SC	5	13	13	5	8
Criminal Total		93	213	213	80	133
<u>Traffic</u>						
Capias	CA	1	14	14	8	6
Civil Violation	CV	1	1	1	0	1
Felony	F	2	6	6	1	5
Infraction	I	683	434	786	667	119
Misdemeanor	M	75	123	123	70	53
Other	O	22	14	25	16	9
Show Cause	SC	4	10	10	4	6
Traffic Total		788	602	965	766	199
<u>Civil</u>						
Abstract	AJ	2	0	2	2	-
Admin License	AL	6	0	6	6	-
Detinue	DT	8	8	15	10	5
Garnishment	GA	15	1	20	19	1
Impoundment	IM	2	0	2	2	-
Interrogatory	IN	1	0	2	2	-
Other	OT	1	1	1	1	-
Protective Order	PO	2	0	2	2	-
Prelim Prot Order	PP	2	1	3	2	1
Show Cause	SC	1	0	1	1	-
Unlawful Detainer	UD	16	16	20	16	4
Warrant in Debt	WD	49	57	79	61	18
Civil Total		105	84	153	124	29
Orange Totals		986	899	1,331	970	361

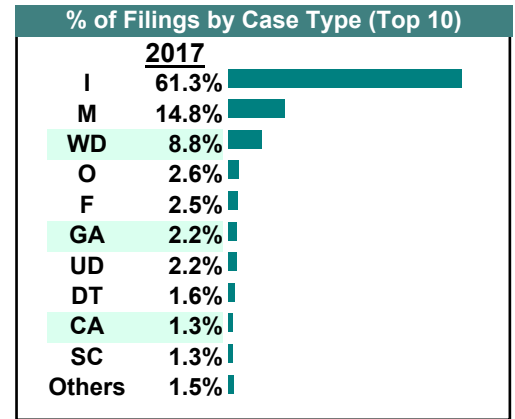
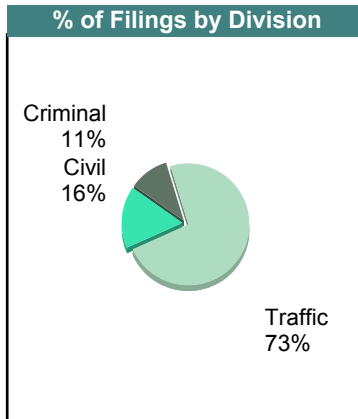
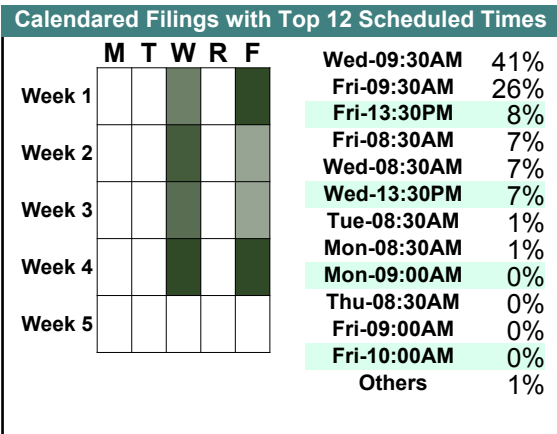


April 2017

		<u>Filings</u>	<u>Hearings</u>	<u>Transactions</u>	<u>Concluded</u>	<u>Cont</u>
<u>Criminal</u>						
Capias	CA	5	16	16	4	12
Civil Violation	CV	4	9	9	2	7
Felony	F	14	55	55	15	40
Misdemeanor	M	62	134	135	46	89
Show Cause	SC	8	15	15	8	7
Criminal Total		93	229	230	75	155
<u>Traffic</u>						
Capias	CA	6	16	16	3	13
Civil Violation	CV	0	1	1	1	-
Felony	F	2	3	3	0	3
Infraction	I	667	403	754	628	126
Misdemeanor	M	67	115	116	60	56
Other	O	24	12	27	23	4
Show Cause	SC	0	4	4	1	3
Traffic Total		766	554	921	716	205
<u>Civil</u>						
Abstract	AJ	1	0	1	1	-
Admin License	AL	8	0	8	8	-
Detinue	DT	8	10	12	6	6
Garnishment	GA	22	6	24	18	6
Impoundment	IM	1	0	1	1	-
Interrogatory	IN	2	1	5	4	1
Protective Order	PO	1	0	1	1	-
Prelim Prot Order	PP	2	0	2	2	-
Show Cause	SC	3	0	3	3	-
Unlawful Detainer	UD	11	9	17	14	3
Warrant in Debt	WD	48	44	79	54	25
Civil Total		107	70	153	112	41
Orange Totals		966	853	1,304	903	401

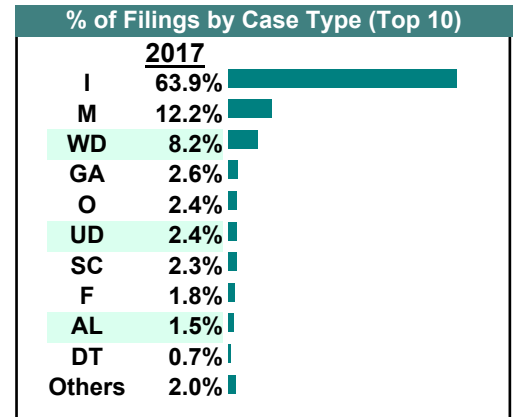
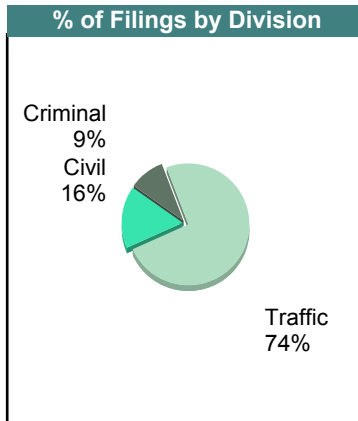
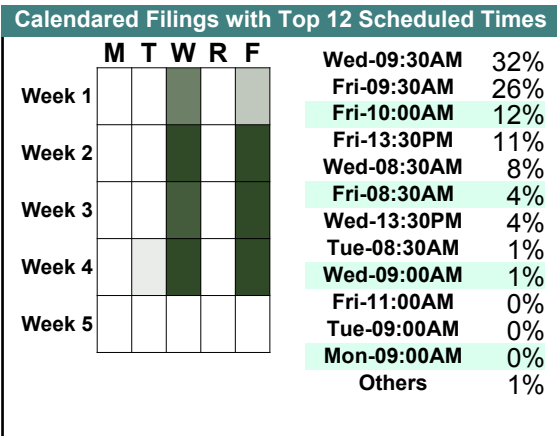


		<u>Filings</u>	<u>Hearings</u>	<u>Transactions</u>	<u>Concluded</u>	<u>Cont</u>
<u>Criminal</u>						
Capias	CA	6	13	13	4	9
Civil Violation	CV	2	4	4	0	4
Felony	F	20	72	72	22	50
Misdemeanor	M	59	171	171	43	128
Show Cause	SC	7	12	12	5	7
Criminal Total		94	272	272	74	198
<u>Traffic</u>						
Capias	CA	5	9	9	3	6
Civil Violation	CV	0	2	2	1	1
Felony	F	2	4	4	2	2
Infraction	I	535	352	649	554	95
Misdemeanor	M	70	138	138	88	50
Other	O	23	15	30	27	3
Show Cause	SC	2	7	7	2	5
Traffic Total		637	527	839	677	162
<u>Civil</u>						
Abstract	AJ	1	0	1	1	-
Admin License	AL	3	0	3	3	-
Detinue	DT	14	13	23	18	5
Garnishment	GA	19	2	23	21	2
Impoundment	IM	5	0	5	5	-
Interrogatory	IN	0	0	1	1	-
Other	OT	0	1	1	0	1
Protective Order	PO	1	0	3	3	-
Prelim Prot Order	PP	1	1	2	1	1
Show Cause	SC	2	0	2	2	-
Unlawful Detainer	UD	19	11	26	21	5
Warrant in Debt	WD	77	84	111	71	40
Civil Total		142	112	201	147	54
Orange Totals		873	911	1,312	898	414



February 2017

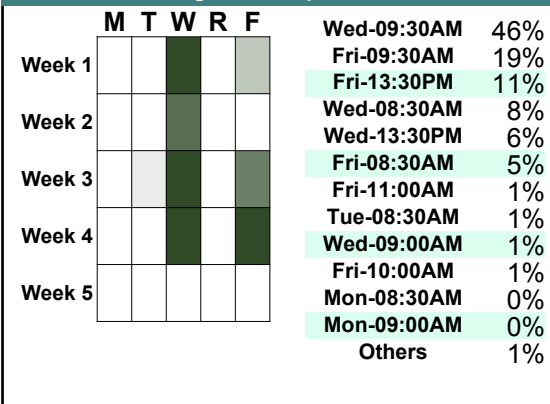
		<u>Filings</u>	<u>Hearings</u>	<u>Transactions</u>	<u>Concluded</u>	<u>Cont</u>
<u>Criminal</u>						
Capias	CA	1	1	1	0	1
Civil Violation	CV	2	3	3	1	2
Felony	F	14	64	64	35	29
Misdemeanor	M	49	99	102	51	51
Show Cause	SC	10	14	14	6	8
Criminal Total		76	181	184	93	91
<u>Traffic</u>						
Capias	CA	4	10	10	6	4
Civil Violation	CV	1	1	1	0	1
Felony	F	1	4	4	1	3
Infraction	I	523	302	592	496	96
Misdemeanor	M	51	98	98	48	50
Other	O	20	9	28	21	7
Show Cause	SC	8	16	16	11	5
Traffic Total		608	440	749	583	166
<u>Civil</u>						
Abstract	AJ	1	0	1	1	-
Admin License	AL	12	0	12	12	-
Detinue	DT	6	13	20	10	10
Garnishment	GA	21	5	29	24	5
Impoundment	IM	4	0	4	4	-
Interrogatory	IN	2	2	4	2	2
Other	OT	0	0	1	1	-
Protective Order	PO	0	0	1	1	-
Prelim Prot Order	PP	1	1	3	2	1
Show Cause	SC	1	0	1	1	-
Unlawful Detainer	UD	20	16	23	16	7
Warrant in Debt	WD	67	61	82	56	26
Civil Total		135	98	181	130	51
Orange Totals		819	719	1,114	806	308



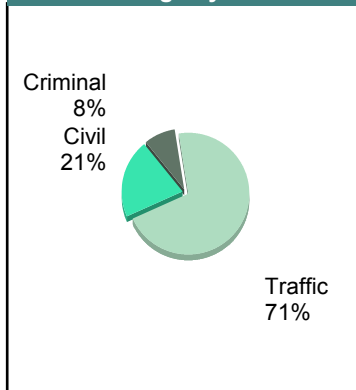
January 2017

		<u>Filings</u>	<u>Hearings</u>	<u>Transactions</u>	<u>Concluded</u>	<u>Cont</u>
<u>Criminal</u>						
Capias	CA	0	9	9	1	8
Civil Violation	CV	1	5	5	2	3
Felony	F	23	66	66	16	50
Misdemeanor	M	38	106	106	34	72
Show Cause	SC	0	1	1	0	1
Criminal Total		62	187	187	53	134
<u>Traffic</u>						
Capias	CA	3	12	12	2	10
Felony	F	1	2	2	1	1
Infraction	I	430	280	528	435	93
Misdemeanor	M	69	149	149	64	85
Other	O	21	14	24	17	7
Show Cause	SC	2	5	5	1	4
Traffic Total		526	462	720	520	200
<u>Civil</u>						
Admin License	AL	5	0	5	5	-
Detinue	DT	24	29	45	28	17
Garnishment	GA	21	7	25	18	7
Interrogatory	IN	2	2	5	3	2
Other	OT	1	1	1	0	1
Protective Order	PO	4	3	5	2	3
Prelim Prot Order	PP	5	4	8	4	4
Show Cause	SC	1	0	2	2	-
Unlawful Detainer	UD	13	17	23	18	5
Warrant in Debt	WD	78	74	102	73	29
Civil Total		154	137	221	153	68
Orange Totals		742	786	1,128	726	402

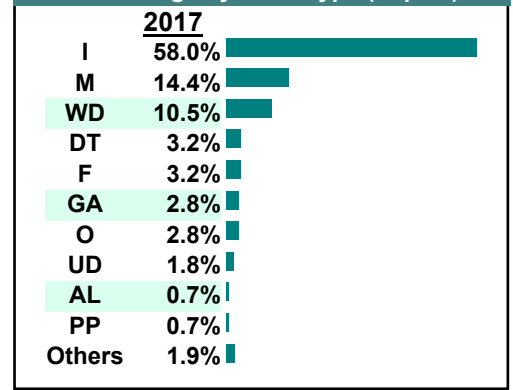
Calendared Filings with Top 12 Scheduled Times



% of Filings by Division



% of Filings by Case Type (Top 10)



Filings by Court & Division

	Albemarle	Charlottes ville	Culpeper	Fluvanna	Goochlan d	Greene	Louisa	Madison	Orange	Total	
C	Misdemeanor	1,509 21%	1,764 24%	949 13%	320 4%	462 6%	458 6%	809 11%	246 3%	743 10%	7,260
	Felony	772 25%	600 19%	592 19%	100 3%	87 3%	229 7%	391 13%	62 2%	247 8%	3,080
	Capias	133 14%	223 23%	358 38%	40 4%	24 3%	16 2%	87 9%	26 3%	44 5%	951
	Show Cause	176 19%	135 14%	208 22%	154 16%	71 8%	30 3%	66 7%	32 3%	62 7%	934
	Civil Violation	32 14%	40 17%	14 6%	13 6%	24 10%	10 4%	39 17%	28 12%	32 14%	232
	Motion	- 0%	- 0%	- 0%	1 20%	- 0%	- 0%	4 80%	- 0%	- 0%	5
	Total	2,622 21%	2,762 22%	2,121 17%	628 5%	668 5%	743 6%	1,396 11%	394 3%	1,128 9%	12,462
T	Infraction	13,335 27%	5,768 12%	7,168 15%	1,915 4%	4,104 8%	3,203 7%	3,083 6%	3,287 7%	6,793 14%	48,656
	Misdemeanor	1,966 23%	1,346 16%	1,662 19%	434 5%	939 11%	353 4%	763 9%	328 4%	796 9%	8,587
	Show Cause	20 3%	72 10%	330 47%	195 28%	15 2%	4 1%	14 2%	27 4%	30 4%	707
	Capias	102 16%	202 33%	81 13%	70 11%	25 4%	25 4%	34 5%	44 7%	36 6%	619
	Other	- 0%	11 4%	- 0%	- 0%	- 0%	- 0%	- 0%	- 0%	283 96%	294
	Felony	47 24%	29 15%	47 24%	8 4%	15 8%	10 5%	13 7%	9 5%	20 10%	198
	Civil Violation	- 0%	1 4%	17 63%	- 0%	2 7%	2 7%	- 0%	1 4%	4 15%	27
	Restricted O/L	- 0%	- 0%	11 61%	- 0%	1 6%	1 6%	- 0%	5 28%	- 0%	18
	Total	15,470 26%	7,429 13%	9,316 16%	2,622 4%	5,101 9%	3,598 6%	3,907 7%	3,701 6%	7,962 13%	59,106
V	Warrant in Debt	5,878 42%	4,071 29%	1,183 8%	324 2%	352 3%	453 3%	649 5%	381 3%	753 5%	14,044
	Garnishment	2,786 42%	2,250 34%	633 10%	139 2%	92 1%	196 3%	199 3%	51 1%	265 4%	6,611
	Unlawful Detainer	1,278 42%	565 18%	433 14%	73 2%	60 2%	98 3%	303 10%	50 2%	210 7%	3,070
	Detinue	146 26%	7 1%	185 33%	2 0%	7 1%	3 1%	12 2%	- 0%	193 35%	555
	Admin License	119 22%	93 17%	- 0%	56 10%	95 17%	28 5%	51 9%	27 5%	74 14%	543
	Interrogatory	132 35%	111 29%	58 15%	13 3%	10 3%	17 5%	14 4%	1 0%	21 6%	377
	Other	120 32%	68 18%	121 33%	18 5%	8 2%	11 3%	6 2%	12 3%	6 2%	370

	Albemarle	Charlottes ville	Culpeper	Fluvanna	Goochlan d	Greene	Louisa	Madison	Orange	Total
V Prelim Prot Order	69	72	47	17	6	19	29	14	31	304
	23%	24%	15%	6%	2%	6%	10%	5%	10%	
Protective Order	20	69	48	12	6	10	12	13	26	216
	9%	32%	22%	6%	3%	5%	6%	6%	12%	
Impoundment	-	15	40	34	29	15	18	18	29	198
	0%	8%	20%	17%	15%	8%	9%	9%	15%	
Show Cause	4	54	26	5	5	13	10	1	12	130
	3%	42%	20%	4%	4%	10%	8%	1%	9%	
Abstract	39	8	19	-	-	1	12	4	10	93
	42%	9%	20%	0%	0%	1%	13%	4%	11%	
Bond Forfeiture	-	15	42	5	-	2	-	1	-	65
	0%	23%	65%	8%	0%	3%	0%	2%	0%	
Motion for Judgment	-	18	5	5	3	5	9	-	-	45
	0%	40%	11%	11%	7%	11%	20%	0%	0%	
Overweight	-	-	3	-	27	1	-	-	-	31
	0%	0%	10%	0%	87%	3%	0%	0%	0%	
Tenants Assertion	4	6	-	5	-	-	1	-	2	18
	22%	33%	0%	28%	0%	0%	6%	0%	11%	
Counter Claim	4	2	-	-	-	1	4	-	4	15
	27%	13%	0%	0%	0%	7%	27%	0%	27%	
Capias	-	4	1	-	1	1	1	-	-	8
	0%	50%	13%	0%	13%	13%	13%	0%	0%	
Zoning Viol	8	-	-	-	-	-	-	-	-	8
	100%	0%	0%	0%	0%	0%	0%	0%	0%	
Petition-Restore Arms	-	1	1	-	-	-	-	-	-	2
	0%	50%	50%	0%	0%	0%	0%	0%	0%	
Restricted O/L	-	-	-	-	1	-	-	-	1	2
	0%	0%	0%	0%	50%	0%	0%	0%	50%	
Third Party Claim	-	1	-	-	-	-	-	-	-	1
	0%	100%	0%	0%	0%	0%	0%	0%	0%	
<hr/>										
Total	10,607	7,430	2,845	708	702	874	1,330	573	1,637	26,706
	40%	28%	11%	3%	3%	3%	5%	2%	6%	
<hr/>										
Total	28,699	17,621	14,282	3,958	6,471	5,215	6,633	4,668	10,727	98,274
	29%	18%	15%	4%	7%	5%	7%	5%	11%	

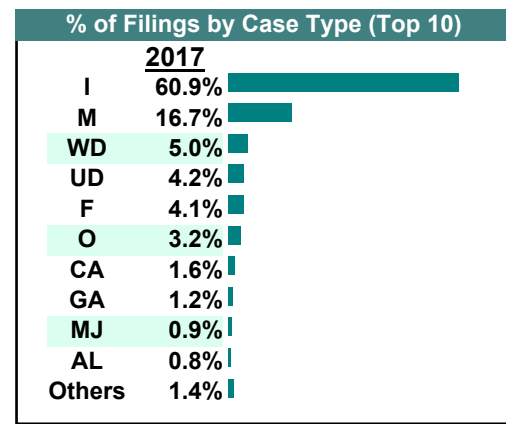
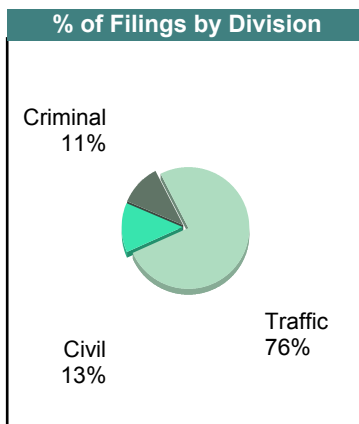
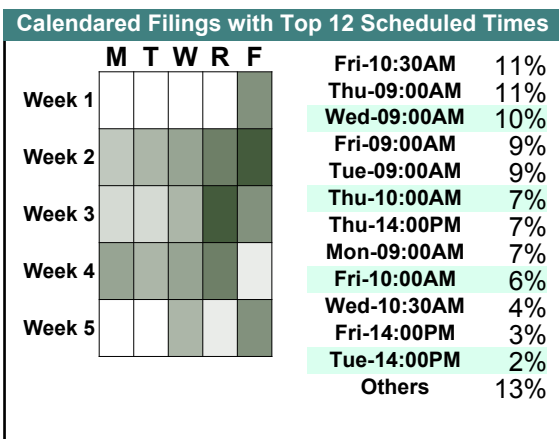
CASELOAD STATISTICS OF THE GENERAL DISTRICT COURTS

December 2017

Arlington

District: 17

		<u>Filings</u>	<u>Hearings</u>	<u>Transactions</u>	<u>Concluded</u>	<u>Cont</u>
<u>Criminal</u>						
Capias	CA	42	142	142	48	94
Civil Violation	CV	1	1	1	1	-
Felony	F	156	530	554	147	407
Misdemeanor	M	248	765	783	303	480
Show Cause	SC	7	23	23	10	13
Criminal Total		454	1,461	1,503	509	994
<u>Traffic</u>						
Capias	CA	22	67	67	23	44
Civil Violation	CV	7	41	41	13	28
Felony	F	10	25	28	11	17
Infraction	I	2,470	1,559	2,770	2,486	284
Misdemeanor	M	430	823	823	462	360
Other	O	131	162	162	116	45
Show Cause	SC	7	22	22	4	17
Traffic Total		3,077	2,699	3,913	3,115	795
<u>Civil</u>						
Admin License	AL	31	0	31	31	-
Bond Forfeiture	BF	10	16	19	7	12
Capias	CA	0	1	1	0	1
Counter Claim	CC	1	1	4	3	1
Detinue	DT	2	2	2	0	2
Garnishment	GA	50	15	63	48	15
Interrogatory	IN	5	8	8	0	8
Motion for Judgment	MJ	36	34	50	44	6
Other	OT	5	4	7	3	2
Protective Order	PO	3	7	13	6	7
Prelim Prot Order	PP	1	8	14	6	8
Show Cause	SC	8	8	10	4	5
Tenants Assertion	TA	0	0	1	1	-
Unlawful Detainer	UD	169	114	226	167	59
Warrant in Debt	WD	204	269	351	202	149
Civil Total		525	487	800	522	275
Arlington Totals		4,056	4,647	6,216	4,146	2,064



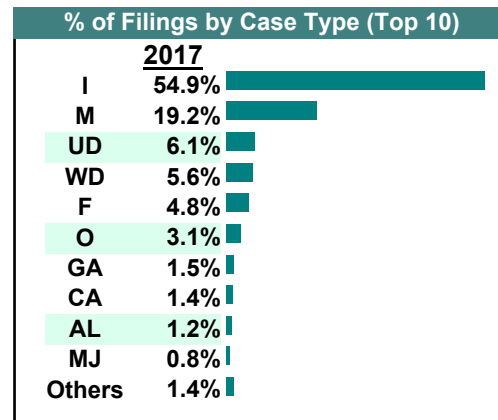
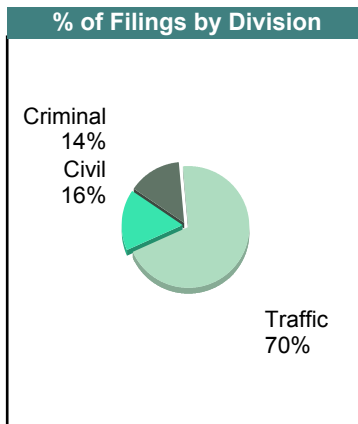
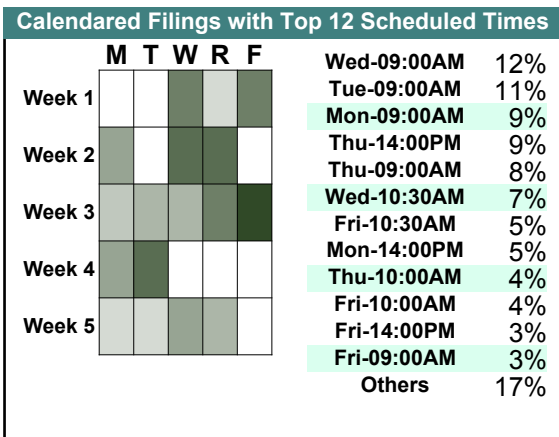
CASELOAD STATISTICS OF THE GENERAL DISTRICT COURTS

November 2017

Arlington

District: 17

		<u>Filings</u>	<u>Hearings</u>	<u>Transactions</u>	<u>Concluded</u>	<u>Cont</u>
<u>Criminal</u>						
Capias	CA	20	106	106	36	70
Civil Violation	CV	0	1	1	1	-
Felony	F	163	560	598	153	445
Misdemeanor	M	321	820	837	333	502
Show Cause	SC	4	24	24	7	16
Criminal Total		508	1,511	1,566	530	1,033
<u>Traffic</u>						
Capias	CA	29	73	73	31	42
Civil Violation	CV	12	38	38	7	31
Felony	F	9	33	36	8	28
Infraction	I	1,974	1,339	2,273	1,995	278
Misdemeanor	M	371	830	830	414	416
Other	O	110	147	147	116	31
Show Cause	SC	2	10	10	2	8
Traffic Total		2,507	2,470	3,407	2,573	834
<u>Civil</u>						
Admin License	AL	42	0	42	42	-
Bond Forfeiture	BF	4	3	5	2	3
Counter Claim	CC	1	1	1	1	-
Detinue	DT	0	0	1	1	-
Garnishment	GA	54	15	71	56	15
Interrogatory	IN	1	3	9	6	3
Motion for Judgment	MJ	28	36	58	49	9
Overweight	OC	4	0	4	4	-
Other	OT	4	1	7	6	-
Protective Order	PO	7	9	15	6	9
Prelim Prot Order	PP	7	12	18	6	11
Show Cause	SC	6	1	7	6	1
Unlawful Detainer	UD	219	133	267	220	47
Warrant in Debt	WD	203	267	353	211	140
Civil Total		580	481	858	616	238
Arlington Totals		3,595	4,462	5,831	3,719	2,105



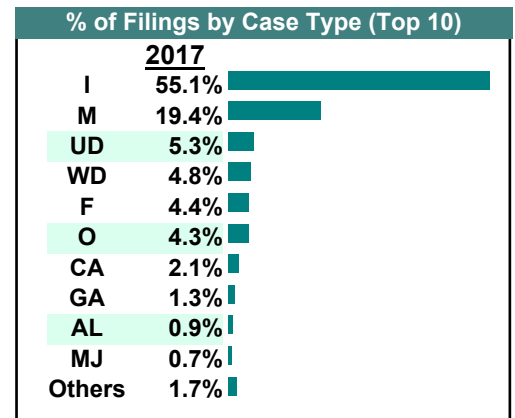
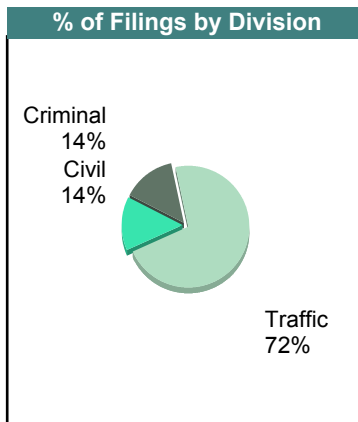
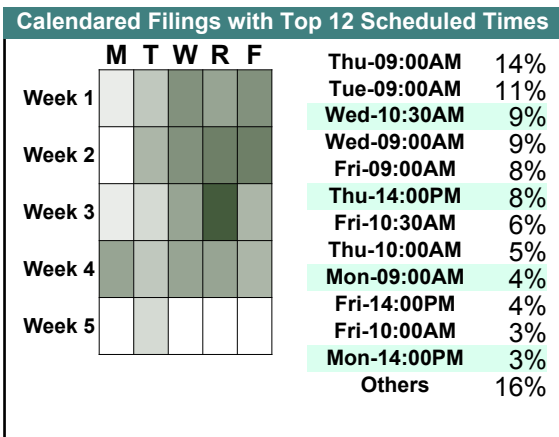
CASELOAD STATISTICS OF THE GENERAL DISTRICT COURTS

October 2017

Arlington

District: 17

		<u>Filings</u>	<u>Hearings</u>	<u>Transactions</u>	<u>Concluded</u>	<u>Cont</u>
<u>Criminal</u>						
Capias	CA	43	138	138	43	95
Civil Violation	CV	0	1	1	0	1
Felony	F	153	543	572	163	409
Misdemeanor	M	312	873	893	351	542
Show Cause	SC	10	32	32	12	20
Criminal Total		518	1,587	1,636	569	1,067
<u>Traffic</u>						
Capias	CA	34	104	104	44	60
Civil Violation	CV	9	37	37	9	28
Felony	F	5	26	27	5	22
Infraction	I	2,000	1,389	2,289	1,976	310
Misdemeanor	M	392	826	826	402	423
Other	O	155	192	192	148	44
Show Cause	SC	4	24	24	10	14
Traffic Total		2,599	2,598	3,499	2,594	901
<u>Civil</u>						
Admin License	AL	33	0	33	33	-
Bond Forfeiture	BF	1	5	9	5	4
Capias	CA	1	1	1	0	1
Counter Claim	CC	0	3	5	4	1
Detinue	DT	1	2	2	2	-
Garnishment	GA	46	9	65	56	8
Interrogatory	IN	8	8	13	5	8
Motion for Judgment	MJ	27	41	55	40	14
Overweight	OC	3	0	3	3	-
Other	OT	10	0	10	10	-
Protective Order	PO	4	3	10	7	3
Prelim Prot Order	PP	9	10	17	7	10
Show Cause	SC	3	3	6	4	2
Unlawful Detainer	UD	194	138	251	181	70
Warrant in Debt	WD	173	225	299	159	140
Civil Total		513	448	779	516	261
Arlington Totals		3,630	4,633	5,914	3,679	2,229



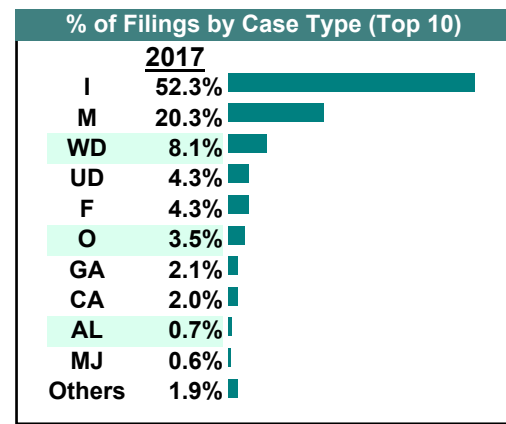
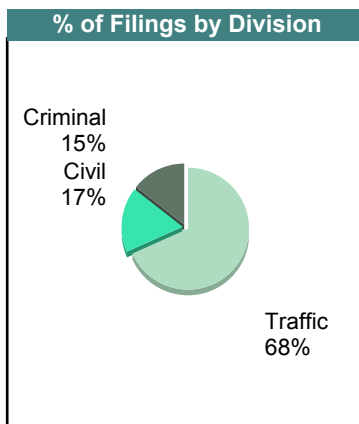
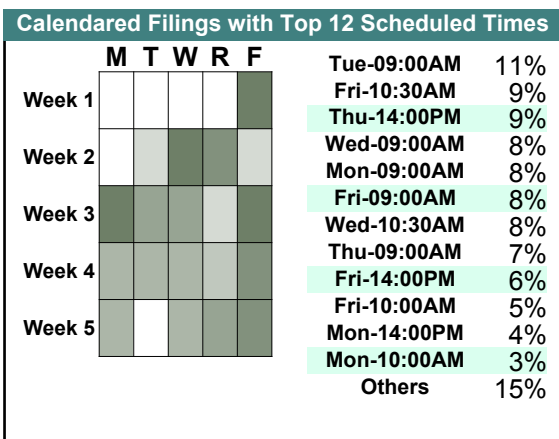
CASELOAD STATISTICS OF THE GENERAL DISTRICT COURTS

September 2017

Arlington

District: 17

		Filings	Hearings	Transactions	Concluded	Cont
<u>Criminal</u>						
Capias	CA	50	148	148	43	105
Civil Violation	CV	1	3	3	0	3
Felony	F	145	576	617	193	424
Misdemeanor	M	323	925	946	375	571
Show Cause	SC	5	28	28	8	20
Criminal Total		524	1,680	1,742	619	1,123
<u>Traffic</u>						
Capias	CA	21	100	100	38	62
Civil Violation	CV	10	37	37	11	26
Felony	F	8	27	27	9	18
Infraction	I	1,880	1,343	2,204	1,947	257
Misdemeanor	M	405	834	835	429	406
Other	O	124	153	156	123	33
Show Cause	SC	5	22	22	5	17
Traffic Total		2,453	2,516	3,381	2,562	819
<u>Civil</u>						
Admin License	AL	26	0	26	26	-
Bond Forfeiture	BF	13	17	22	9	13
Counter Claim	CC	2	3	3	0	3
Detinue	DT	1	3	3	0	3
Garnishment	GA	74	24	94	70	24
Interrogatory	IN	8	5	14	9	5
Motion for Judgment	MJ	20	29	53	45	8
Overweight	OC	2	0	2	2	-
Other	OT	5	3	8	5	3
Protective Order	PO	8	14	19	5	14
Prelim Prot Order	PP	6	12	23	11	12
Show Cause	SC	3	1	4	3	1
Tenants Assertion	TA	1	1	1	0	1
Unlawful Detainer	UD	155	88	192	156	36
Warrant in Debt	WD	291	343	450	256	194
Civil Total		615	543	914	597	317
Arlington Totals		3,592	4,739	6,037	3,778	2,259



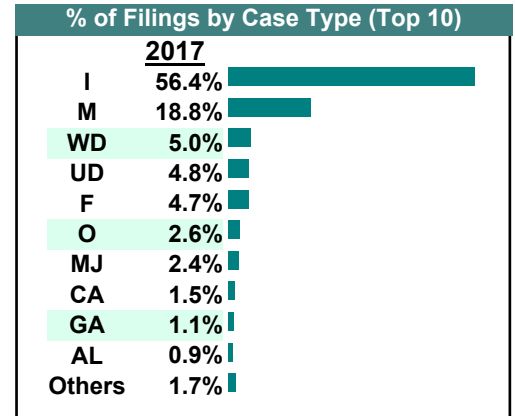
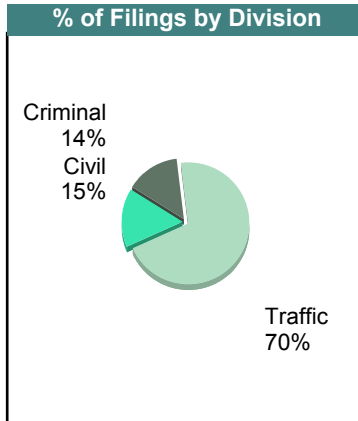
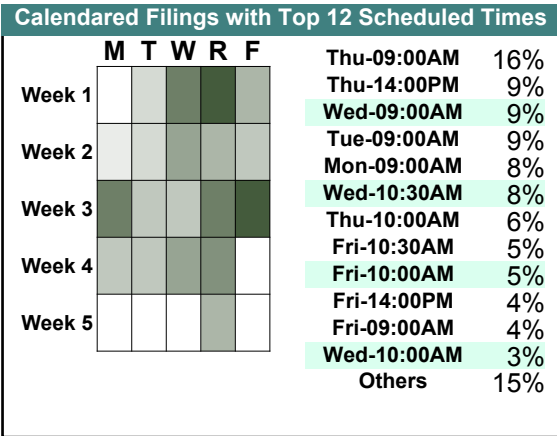
CASELOAD STATISTICS OF THE GENERAL DISTRICT COURTS

August 2017

Arlington

District: 17

		Filings	Hearings	Transactions	Concluded	Cont
<u>Criminal</u>						
Capias	CA	40	150	150	48	102
Felony	F	182	628	657	142	515
Misdemeanor	M	346	1,020	1,038	386	652
Show Cause	SC	7	29	29	12	17
Criminal Total		575	1,827	1,874	588	1,286
<u>Traffic</u>						
Capias	CA	20	94	94	26	68
Civil Violation	CV	11	45	45	15	30
Felony	F	8	37	38	10	28
Infraction	I	2,262	1,539	2,612	2,301	311
Misdemeanor	M	407	868	868	469	398
Other	O	103	134	134	98	36
Show Cause	SC	5	14	14	4	10
Traffic Total		2,816	2,731	3,805	2,923	881
<u>Civil</u>						
Admin License	AL	38	0	38	38	-
Bond Forfeiture	BF	5	9	15	7	8
Capias	CA	0	0	1	1	-
Counter Claim	CC	2	2	4	2	2
Garnishment	GA	45	10	52	42	10
Interrogatory	IN	5	2	6	4	2
Motion for Judgment	MJ	98	94	150	120	30
Overweight	OC	4	1	7	6	-
Other	OT	12	4	12	10	2
Protective Order	PO	7	6	13	7	6
Prelim Prot Order	PP	10	11	17	6	11
Show Cause	SC	2	3	3	1	2
Unlawful Detainer	UD	191	108	238	200	38
Warrant in Debt	WD	201	233	323	188	135
Civil Total		620	483	879	632	246
Arlington Totals		4,011	5,041	6,558	4,143	2,413



CASELOAD STATISTICS OF THE GENERAL DISTRICT COURTS

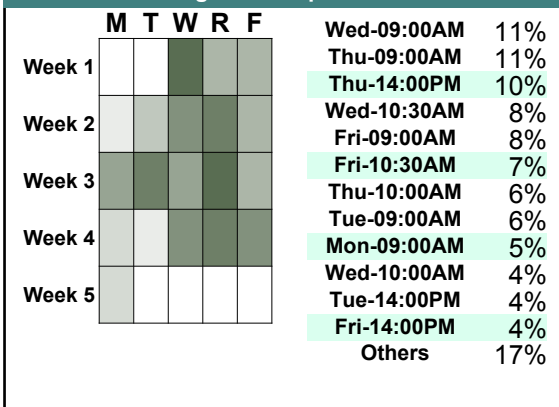
July 2017

Arlington

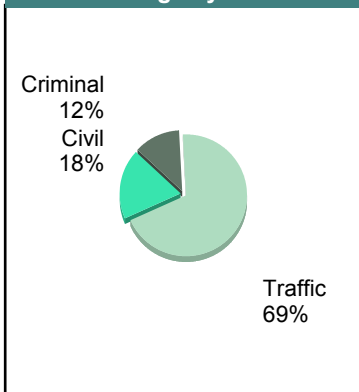
District: 17

		<u>Filings</u>	<u>Hearings</u>	<u>Transactions</u>	<u>Concluded</u>	<u>Cont</u>
<u>Criminal</u>						
Capias	CA	36	121	121	41	80
Civil Violation	CV	1	2	2	1	1
Felony	F	178	626	671	182	489
Misdemeanor	M	321	897	908	302	605
Show Cause	SC	10	29	29	14	15
Criminal Total		546	1,675	1,731	540	1,190
<u>Traffic</u>						
Capias	CA	36	113	113	42	70
Civil Violation	CV	12	41	41	9	32
Felony	F	9	45	45	12	33
Infraction	I	2,480	1,613	2,796	2,472	324
Misdemeanor	M	393	854	855	426	429
Other	O	99	122	124	105	19
Show Cause	SC	2	18	18	6	12
Traffic Total		3,031	2,806	3,992	3,072	919
<u>Civil</u>						
Admin License	AL	32	0	32	32	-
Bond Forfeiture	BF	11	17	23	9	12
Capias	CA	0	0	1	1	-
Counter Claim	CC	3	4	6	2	4
Custody Relief	CR	0	2	2	1	1
Detinue	DT	1	1	2	1	1
Garnishment	GA	79	24	93	69	24
Interrogatory	IN	7	10	14	4	10
Motion for Judgment	MJ	247	221	260	196	64
Overweight	OC	3	2	7	5	2
Other	OT	5	3	7	4	3
Protective Order	PO	7	7	12	5	7
Prelim Prot Order	PP	8	12	19	7	12
Show Cause	SC	6	2	9	7	2
Unlawful Detainer	UD	196	135	239	195	44
Warrant in Debt	WD	206	239	328	224	104
Civil Total		811	679	1,054	762	290
Arlington Totals		4,388	5,160	6,777	4,374	2,399

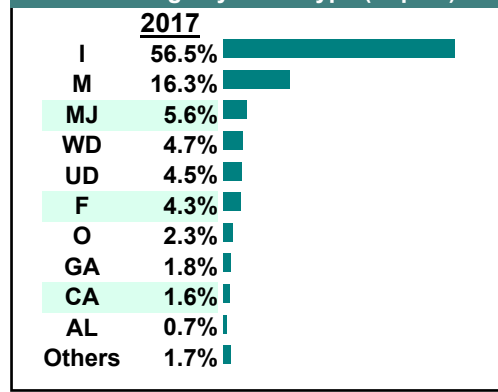
Calendared Filings with Top 12 Scheduled Times



% of Filings by Division



% of Filings by Case Type (Top 10)



CASELOAD STATISTICS OF THE GENERAL DISTRICT COURTS

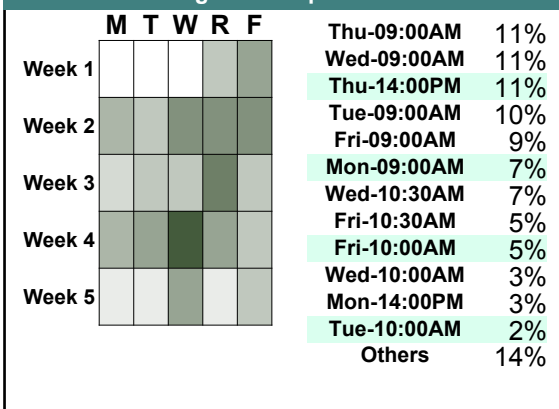
June 2017

Arlington

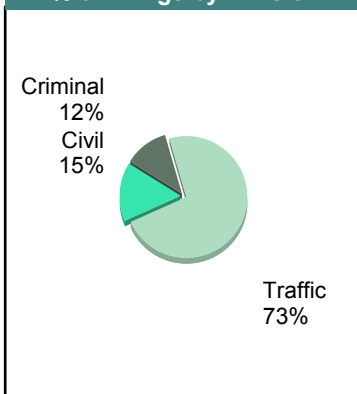
District: 17

		<u>Filings</u>	<u>Hearings</u>	<u>Transactions</u>	<u>Concluded</u>	<u>Cont</u>
<u>Criminal</u>						
Capias	CA	39	120	120	38	81
Civil Violation	CV	0	1	1	0	1
Felony	F	141	595	646	179	467
Misdemeanor	M	329	947	959	360	599
Show Cause	SC	14	28	28	10	18
Criminal Total		523	1,691	1,754	587	1,166
<u>Traffic</u>						
Capias	CA	32	106	106	39	67
Civil Violation	CV	8	38	38	15	23
Felony	F	7	38	42	10	32
Infraction	I	2,530	1,622	2,866	2,548	317
Misdemeanor	M	482	1,020	1,020	545	473
Other	O	147	186	190	161	27
Show Cause	SC	5	17	17	5	12
Traffic Total		3,211	3,027	4,279	3,323	951
<u>Civil</u>						
Admin License	AL	29	0	29	29	-
Bond Forfeiture	BF	5	16	17	5	11
Capias	CA	2	2	3	1	2
Counter Claim	CC	1	1	2	1	1
Custody Relief	CR	1	2	2	0	2
Detinue	DT	1	1	1	0	1
Garnishment	GA	42	8	57	49	8
Interrogatory	IN	2	2	5	3	2
Motion for Judgment	MJ	224	187	245	194	51
Overweight	OC	7	4	7	3	4
Other	OT	11	5	12	7	2
Protective Order	PO	6	11	18	7	11
Prelim Prot Order	PP	6	17	23	6	17
Show Cause	SC	6	3	8	5	3
Unlawful Detainer	UD	154	97	195	161	34
Warrant in Debt	WD	184	233	312	168	144
Civil Total		681	589	936	639	293
Arlington Totals		4,415	5,307	6,969	4,549	2,410

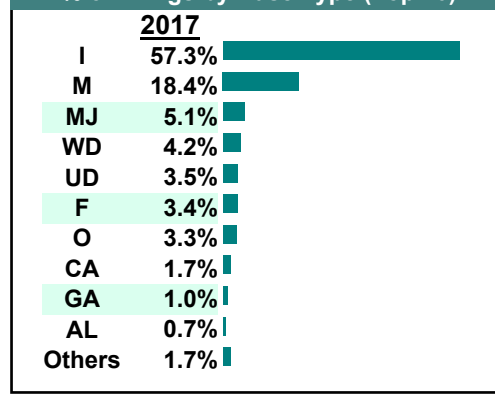
Calendared Filings with Top 12 Scheduled Times



% of Filings by Division



% of Filings by Case Type (Top 10)



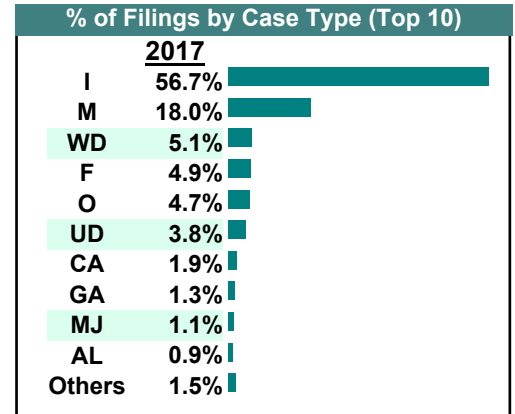
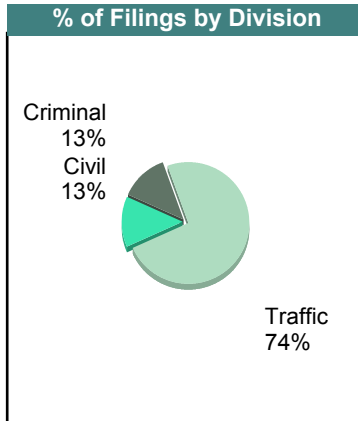
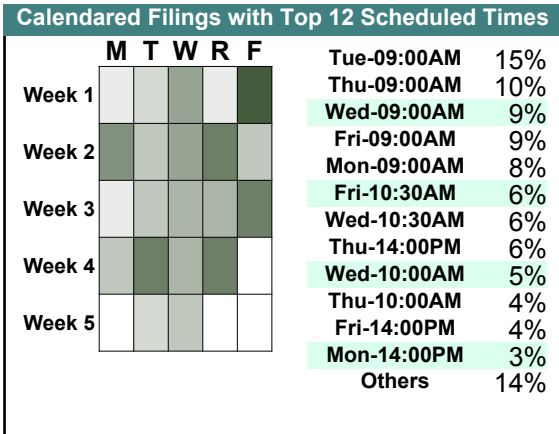
CASELOAD STATISTICS OF THE GENERAL DISTRICT COURTS

May 2017

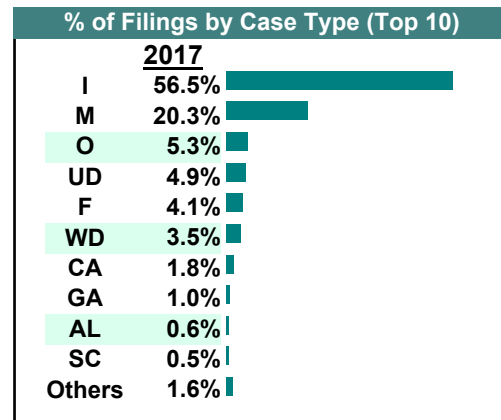
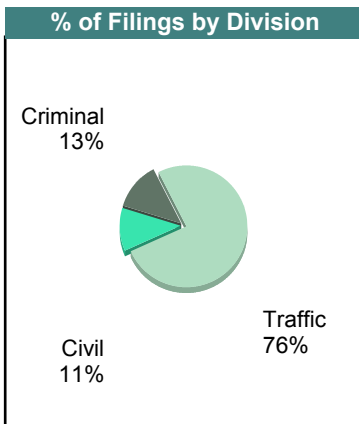
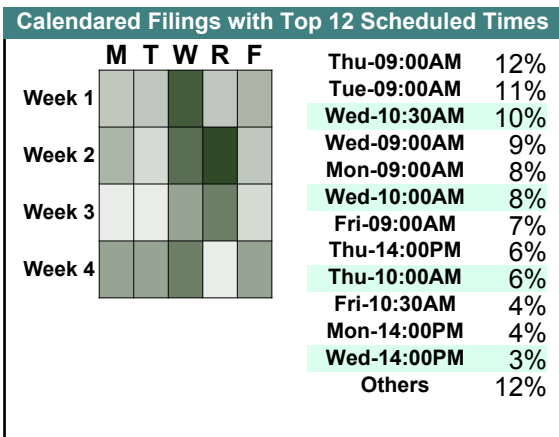
Arlington

District: 17

		<u>Filings</u>	<u>Hearings</u>	<u>Transactions</u>	<u>Concluded</u>	<u>Cont</u>
<u>Criminal</u>						
Capias	CA	43	150	150	44	106
Civil Violation	CV	0	2	2	0	2
Felony	F	195	727	782	202	580
Misdemeanor	M	298	981	990	338	651
Show Cause	SC	7	33	33	8	25
Criminal Total		543	1,893	1,957	592	1,364
<u>Traffic</u>						
Capias	CA	38	121	121	38	83
Civil Violation	CV	7	34	34	9	25
Felony	F	12	43	43	2	41
Infraction	I	2,388	1,673	2,832	2,496	334
Misdemeanor	M	461	965	965	487	477
Other	O	198	267	267	213	54
Show Cause	SC	6	25	25	11	14
Traffic Total		3,110	3,128	4,287	3,256	1,028
<u>Civil</u>						
Admin License	AL	38	0	38	38	-
Bond Forfeiture	BF	9	12	18	7	10
Counter Claim	CC	3	2	5	4	1
Garnishment	GA	54	19	67	48	19
Interrogatory	IN	8	7	12	5	7
Motion for Judgment	MJ	48	39	53	41	12
Overweight	OC	3	3	4	1	1
Other	OT	3	0	3	3	-
Protective Order	PO	4	7	18	11	7
Prelim Prot Order	PP	10	11	22	11	11
Show Cause	SC	4	2	5	4	1
Unlawful Detainer	UD	162	93	196	161	35
Warrant in Debt	WD	216	271	373	227	145
Civil Total		562	466	814	561	249
Arlington Totals		4,215	5,487	7,058	4,409	2,641



		<u>Filings</u>	<u>Hearings</u>	<u>Transactions</u>	<u>Concluded</u>	<u>Cont</u>
<u>Criminal</u>						
Capias	CA	32	108	108	36	72
Civil Violation	CV	0	2	2	0	2
Felony	F	142	566	599	153	446
Misdemeanor	M	286	842	850	268	581
Show Cause	SC	13	27	27	12	15
Criminal Total		473	1,545	1,586	469	1,116
<u>Traffic</u>						
Capias	CA	35	101	101	26	71
Civil Violation	CV	10	48	48	10	38
Felony	F	7	26	26	5	21
Infraction	I	2,075	1,408	2,397	2,029	367
Misdemeanor	M	460	935	935	471	462
Other	O	193	229	230	181	49
Show Cause	SC	5	24	24	9	15
Traffic Total		2,785	2,771	3,761	2,731	1,023
<u>Civil</u>						
Admin License	AL	23	0	23	23	-
Bond Forfeiture	BF	7	7	11	5	5
Counter Claim	CC	1	3	4	2	2
Detinue	DT	0	0	1	1	-
Garnishment	GA	35	13	41	28	13
Interrogatory	IN	5	3	10	7	3
Motion for Judgment	MJ	2	3	3	0	3
Overweight	OC	10	0	10	10	-
Other	OT	6	0	6	6	-
Protective Order	PO	8	11	19	8	11
Prelim Prot Order	PP	8	16	23	7	16
Show Cause	SC	1	1	5	4	1
Unlawful Detainer	UD	181	120	237	185	52
Warrant in Debt	WD	129	192	256	150	106
Civil Total		416	369	649	436	212
Arlington Totals		3,674	4,685	5,996	3,636	2,351



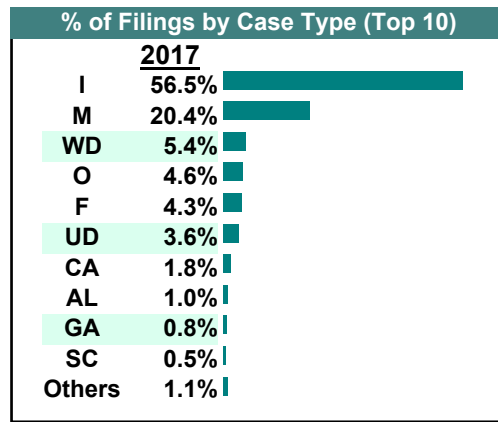
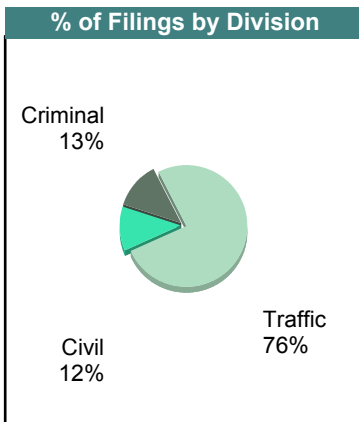
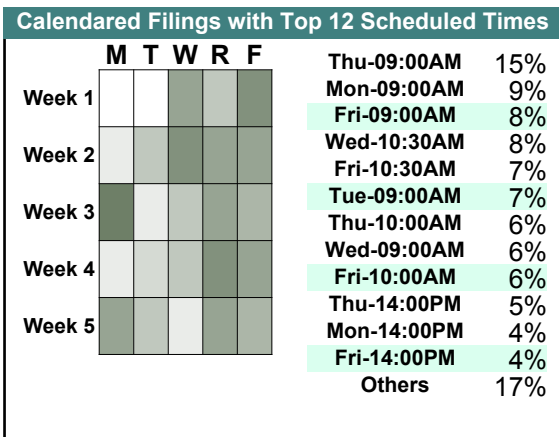
CASELOAD STATISTICS OF THE GENERAL DISTRICT COURTS

March 2017

Arlington

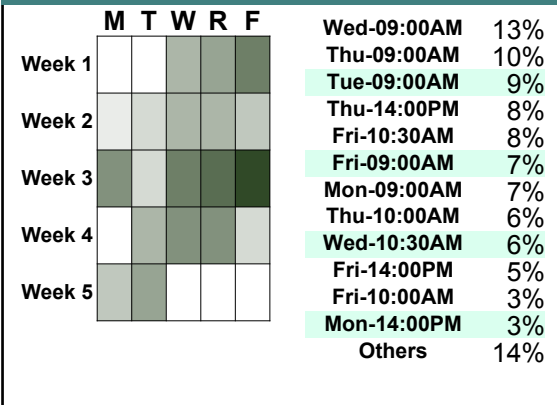
District: 17

		<u>Filings</u>	<u>Hearings</u>	<u>Transactions</u>	<u>Concluded</u>	<u>Cont</u>
<u>Criminal</u>						
Capias	CA	49	146	146	43	102
Civil Violation	CV	1	2	2	1	1
Felony	F	188	686	738	191	545
Misdemeanor	M	322	1,064	1,071	370	701
Show Cause	SC	10	27	27	9	17
Criminal Total		570	1,925	1,984	614	1,366
<u>Traffic</u>						
Capias	CA	33	101	101	26	75
Civil Violation	CV	20	47	47	14	33
Felony	F	6	37	41	14	27
Infraction	I	2,559	1,673	2,879	2,496	382
Misdemeanor	M	602	1,158	1,158	575	583
Other	O	206	253	257	195	62
Show Cause	SC	8	21	21	4	17
Traffic Total		3,434	3,290	4,504	3,324	1,179
<u>Civil</u>						
Admin License	AL	46	0	46	46	-
Bond Forfeiture	BF	5	14	17	8	9
Capias	CA	0	1	2	1	1
Counter Claim	CC	1	5	6	1	5
Detinue	DT	1	1	1	0	1
Garnishment	GA	35	7	47	40	7
Interrogatory	IN	3	4	14	10	4
Motion for Judgment	MJ	0	3	4	1	3
Overweight	OC	4	1	5	4	1
Protective Order	PO	7	13	18	5	12
Prelim Prot Order	PP	10	14	20	6	12
Show Cause	SC	4	2	7	5	2
Tenants Assertion	TA	0	0	1	1	-
Unlawful Detainer	UD	163	123	218	158	60
Warrant in Debt	WD	244	329	418	245	173
Civil Total		523	517	824	531	290
Arlington Totals		4,527	5,732	7,312	4,469	2,835

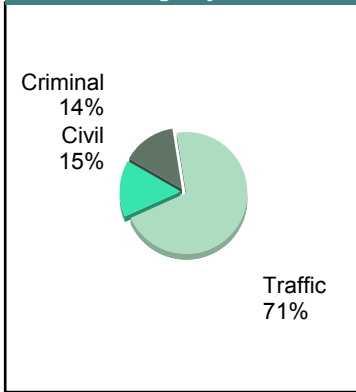


		<u>Filings</u>	<u>Hearings</u>	<u>Transactions</u>	<u>Concluded</u>	<u>Cont</u>
<u>Criminal</u>						
Capias	CA	28	164	164	42	122
Civil Violation	CV	1	1	1	0	1
Felony	F	146	614	651	154	497
Misdemeanor	M	308	970	985	332	652
Show Cause	SC	9	38	38	16	22
Criminal Total		492	1,787	1,839	544	1,294
<u>Traffic</u>						
Capias	CA	23	80	80	18	61
Civil Violation	CV	9	35	35	10	25
Felony	F	11	29	31	6	25
Infraction	I	1,871	1,346	2,177	1,902	275
Misdemeanor	M	409	856	857	440	416
Other	O	145	192	195	162	33
Show Cause	SC	6	18	18	5	13
Traffic Total		2,474	2,556	3,393	2,543	848
<u>Civil</u>						
Admin License	AL	36	0	36	36	-
Bond Forfeiture	BF	7	11	13	3	9
Detinue	DT	1	1	2	2	-
Garnishment	GA	42	11	58	47	11
Interrogatory	IN	6	9	16	7	9
Overweight	OC	2	1	2	1	1
Other	OT	6	3	6	5	-
Protective Order	PO	6	7	11	4	6
Prelim Prot Order	PP	10	9	18	9	9
Show Cause	SC	9	4	11	7	4
Tenants Assertion	TA	0	1	1	0	1
Third Party Claim	TH	2	0	2	2	-
Unlawful Detainer	UD	198	104	240	211	29
Warrant in Debt	WD	196	234	311	184	126
Civil Total		521	395	727	518	205
Arlington Totals		3,487	4,738	5,959	3,605	2,347

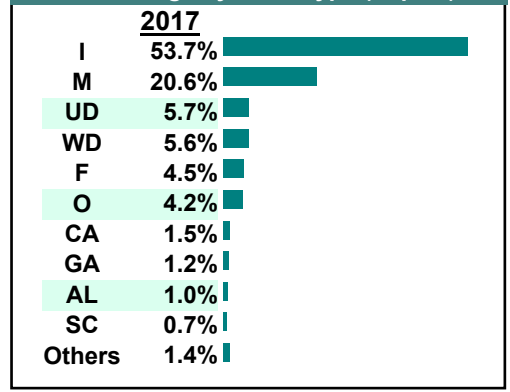
Calendared Filings with Top 12 Scheduled Times



% of Filings by Division



% of Filings by Case Type (Top 10)



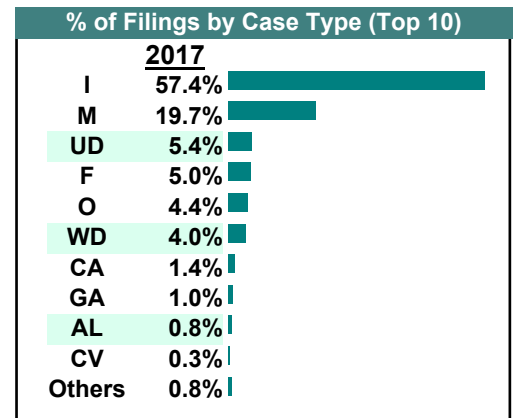
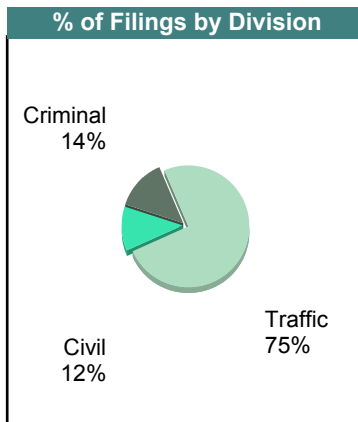
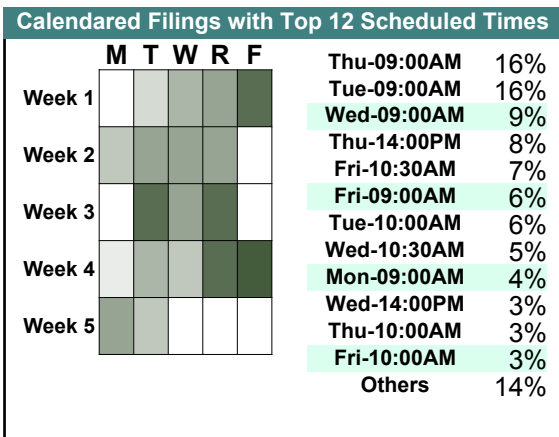
CASELOAD STATISTICS OF THE GENERAL DISTRICT COURTS

January 2017

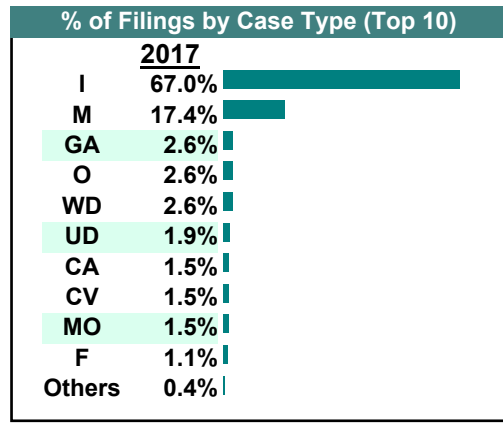
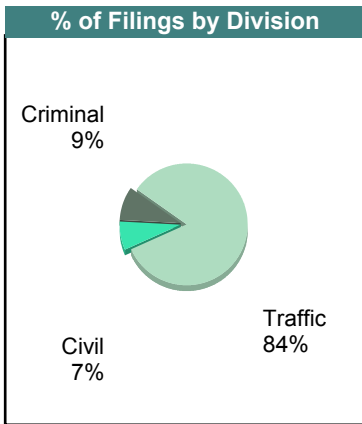
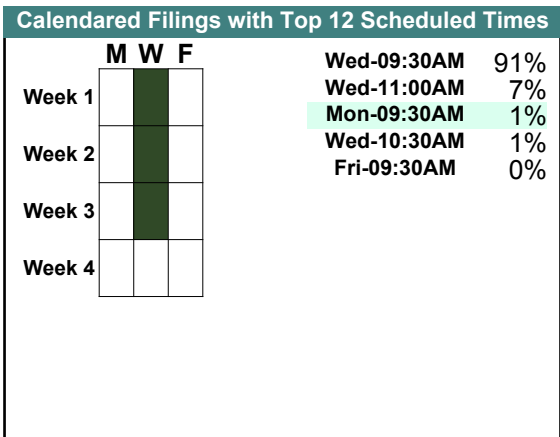
Arlington

District: 17

		<u>Filings</u>	<u>Hearings</u>	<u>Transactions</u>	<u>Concluded</u>	<u>Cont</u>
<u>Criminal</u>						
Capias	CA	39	121	121	44	73
Civil Violation	CV	0	3	3	3	-
Felony	F	195	682	742	225	514
Misdemeanor	M	317	916	925	299	615
Show Cause	SC	5	33	33	11	22
Criminal Total		556	1,755	1,824	582	1,224
<u>Traffic</u>						
Capias	CA	18	62	62	28	34
Civil Violation	CV	11	37	37	10	27
Felony	F	9	32	33	6	27
Infraction	I	2,347	1,651	2,692	2,342	349
Misdemeanor	M	488	982	983	500	483
Other	O	180	224	224	170	54
Show Cause	SC	0	16	16	6	10
Traffic Total		3,053	3,004	4,047	3,062	984
<u>Civil</u>						
Admin License	AL	31	0	31	31	-
Bond Forfeiture	BF	2	11	14	8	4
Counter Claim	CC	1	1	2	1	1
Garnishment	GA	42	9	56	47	9
Interrogatory	IN	6	5	9	4	5
Motion for Judgment	MJ	1	6	6	1	5
Overweight	OC	0	0	2	2	-
Other	OT	4	2	4	3	-
Protective Order	PO	2	4	9	5	4
Prelim Prot Order	PP	4	5	11	6	5
Show Cause	SC	5	2	6	5	1
Tenants Assertion	TA	2	3	3	1	2
Third Party Claim	TH	0	1	1	1	-
Unlawful Detainer	UD	220	129	257	199	57
Warrant in Debt	WD	162	224	280	162	118
Civil Total		482	402	691	476	211
Arlington Totals		4,091	5,161	6,562	4,120	2,419



		<u>Filings</u>	<u>Hearings</u>	<u>Transactions</u>	<u>Concluded</u>	<u>Cont</u>
<u>Criminal</u>						
Capias	CA	1	4	4	3	1
Civil Violation	CV	4	4	4	4	-
Felony	F	3	6	8	6	2
Misdemeanor	M	16	26	28	14	14
Criminal Total		24	40	44	27	17
<u>Traffic</u>						
Capias	CA	3	5	5	2	3
Infraction	I	181	101	194	172	22
Misdemeanor	M	31	50	50	29	21
Motion	MO	4	4	4	4	-
Other	O	7	7	7	7	-
Show Cause	SC	0	2	2	1	1
Traffic Total		226	169	262	215	47
<u>Civil</u>						
Bond Forfeiture	BF	0	0	1	1	-
Garnishment	GA	7	3	7	4	3
Impoundment	IM	1	0	1	1	-
Unlawful Detainer	UD	5	4	7	6	1
Warrant in Debt	WD	7	9	13	5	8
Civil Total		20	16	29	17	12
Falls Church Totals		270	225	335	259	76



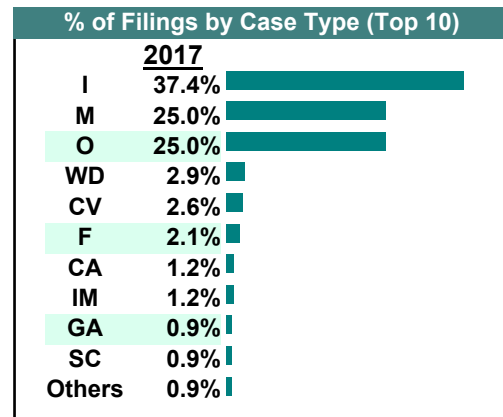
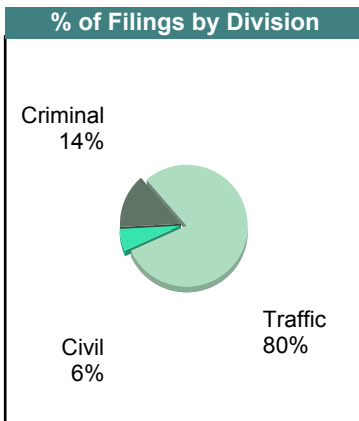
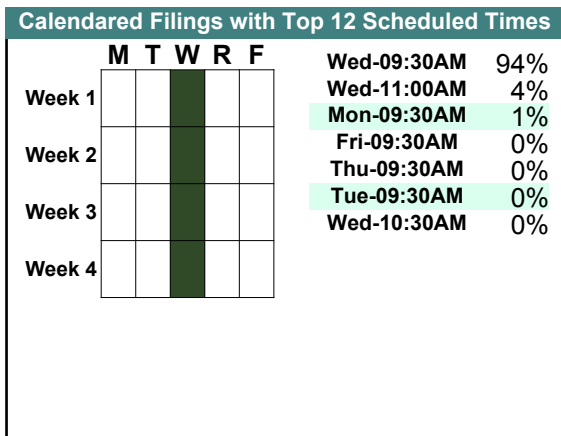
CASELOAD STATISTICS OF THE GENERAL DISTRICT COURTS

November 2017

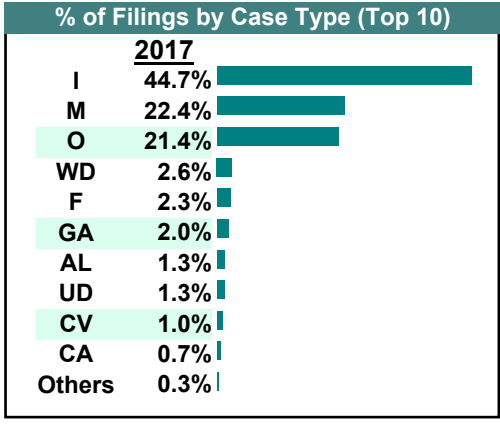
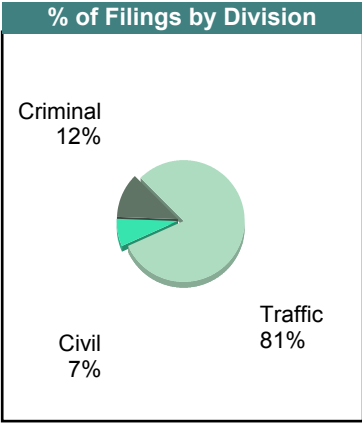
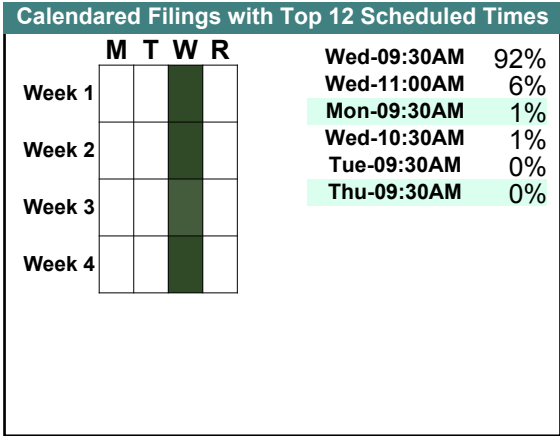
Falls Church

District: 17

		<u>Filings</u>	<u>Hearings</u>	<u>Transactions</u>	<u>Concluded</u>	<u>Cont</u>
<u>Criminal</u>						
Capias	CA	3	11	11	4	7
Civil Violation	CV	8	8	8	8	-
Felony	F	7	11	11	4	7
Misdemeanor	M	30	61	62	28	34
Show Cause	SC	1	2	2	2	-
Criminal Total		49	93	94	46	48
<u>Traffic</u>						
Capias	CA	1	7	7	5	2
Civil Violation	CV	1	4	4	3	1
Felony	F	0	1	2	2	-
Infraction	I	127	91	142	123	19
Misdemeanor	M	55	102	102	60	42
Other	O	85	86	86	86	-
Show Cause	SC	2	6	6	3	3
Traffic Total		271	297	349	282	67
<u>Civil</u>						
Admin License	AL	1	0	1	1	-
Bond Forfeiture	BF	0	1	2	1	1
Garnishment	GA	3	0	5	5	-
Impoundment	IM	4	0	4	4	-
Unlawful Detainer	UD	2	2	5	3	2
Warrant in Debt	WD	10	12	14	6	8
Civil Total		20	15	31	20	11
Falls Church Totals		340	405	474	348	126



		<u>Filings</u>	<u>Hearings</u>	<u>Transactions</u>	<u>Concluded</u>	<u>Cont</u>
<u>Criminal</u>						
Capias	CA	2	2	2	0	2
Civil Violation	CV	3	3	3	3	-
Felony	F	7	10	10	2	8
Misdemeanor	M	24	31	32	12	20
Criminal Total		36	46	47	17	30
<u>Traffic</u>						
Capias	CA	0	1	1	0	1
Civil Violation	CV	0	1	1	1	-
Infraction	I	136	78	146	139	7
Misdemeanor	M	44	64	64	44	20
Other	O	65	66	67	65	2
Show Cause	SC	1	2	2	0	2
Traffic Total		246	212	281	249	32
<u>Civil</u>						
Admin License	AL	4	0	4	4	-
Garnishment	GA	6	3	8	5	2
Unlawful Detainer	UD	4	3	5	3	2
Warrant in Debt	WD	8	8	13	9	4
Civil Total		22	14	30	21	8
Falls Church Totals		304	272	358	287	70



CASELOAD STATISTICS OF THE GENERAL DISTRICT COURTS

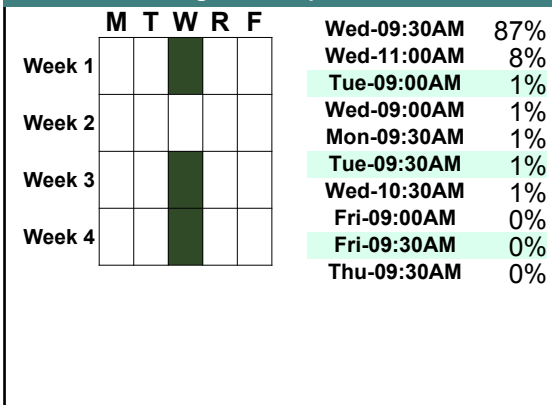
September 2017

Falls Church

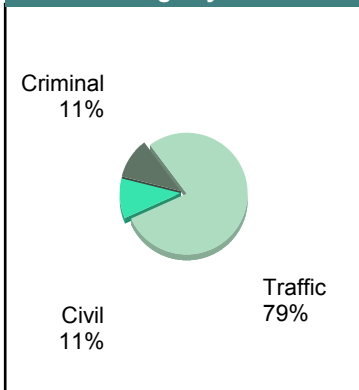
District: 17

		<u>Filings</u>	<u>Hearings</u>	<u>Transactions</u>	<u>Concluded</u>	<u>Cont</u>
<u>Criminal</u>						
Capias	CA	2	6	6	1	5
Civil Violation	CV	9	9	9	8	1
Felony	F	3	5	6	2	4
Misdemeanor	M	24	38	39	14	24
Criminal Total		38	58	60	25	34
<u>Traffic</u>						
Capias	CA	3	7	7	4	3
Civil Violation	CV	2	3	3	0	3
Felony	F	2	2	2	0	2
Infraction	I	162	104	180	157	23
Misdemeanor	M	69	97	97	53	44
Motion	MO	1	1	1	1	-
Other	O	36	36	36	35	1
Show Cause	SC	1	2	2	0	2
Traffic Total		276	252	328	250	78
<u>Civil</u>						
Admin License	AL	4	0	4	4	-
Bond Forfeiture	BF	1	1	1	0	1
Garnishment	GA	5	1	5	4	1
Impoundment	IM	3	1	4	3	1
Protective Order	PO	0	0	1	1	-
Unlawful Detainer	UD	9	7	9	5	4
Warrant in Debt	WD	15	17	20	11	9
Civil Total		37	27	44	28	16
Falls Church Totals		351	337	432	303	128

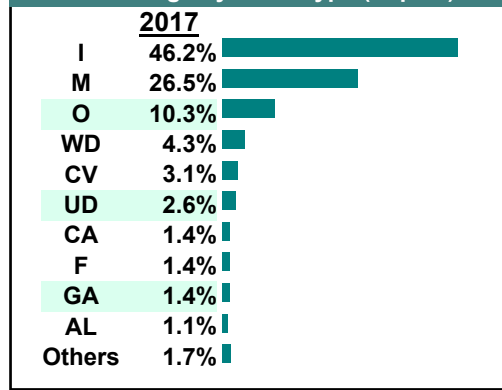
Calendared Filings with Top 12 Scheduled Times



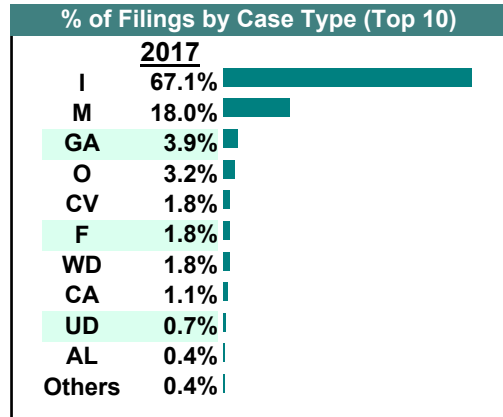
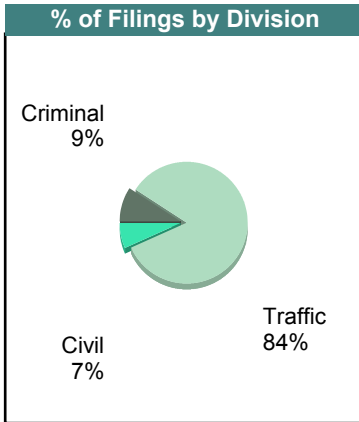
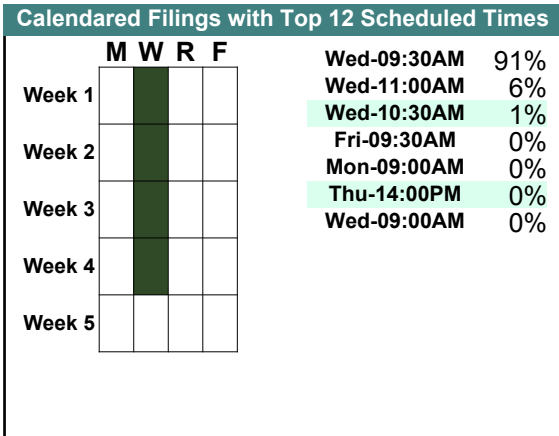
% of Filings by Division



% of Filings by Case Type (Top 10)



		Filings	Hearings	Transactions	Concluded	Cont
<u>Criminal</u>						
Capias	CA	2	3	3	0	3
Civil Violation	CV	5	6	6	6	-
Felony	F	5	10	11	8	3
Misdemeanor	M	14	32	34	24	10
Show Cause	SC	0	3	3	1	2
Criminal Total		26	54	57	39	18
<u>Traffic</u>						
Capias	CA	1	1	1	0	1
Infraction	I	190	111	207	195	12
Misdemeanor	M	37	59	59	39	20
Other	O	9	10	10	10	-
Show Cause	SC	1	2	2	1	1
Traffic Total		238	183	279	245	34
<u>Civil</u>						
Admin License	AL	1	0	1	1	-
Garnishment	GA	11	2	12	10	2
Unlawful Detainer	UD	2	4	4	3	1
Warrant in Debt	WD	5	7	11	6	5
Civil Total		19	13	28	20	8
Falls Church Totals		283	250	364	304	60



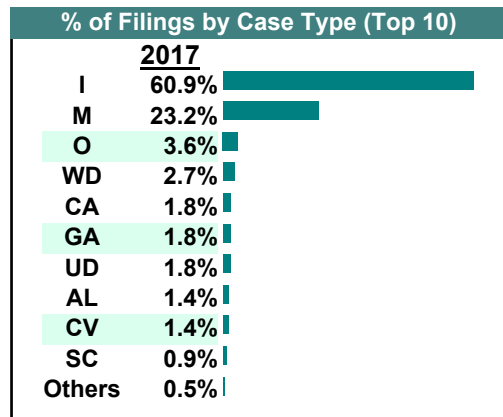
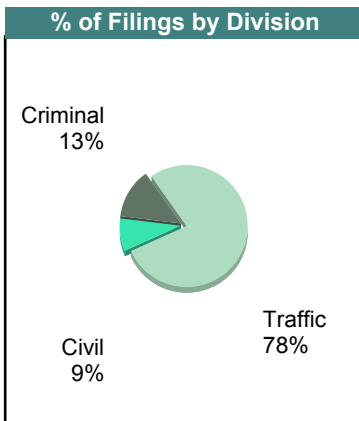

CASELOAD STATISTICS OF THE GENERAL DISTRICT COURTS

July 2017

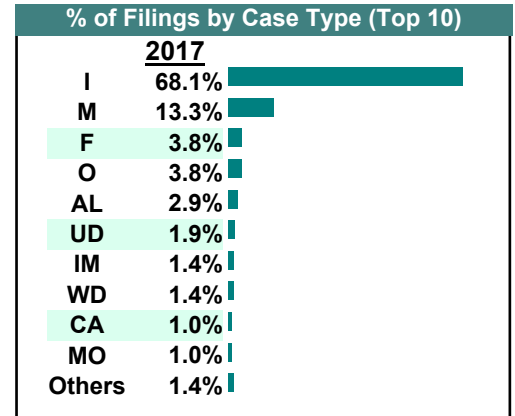
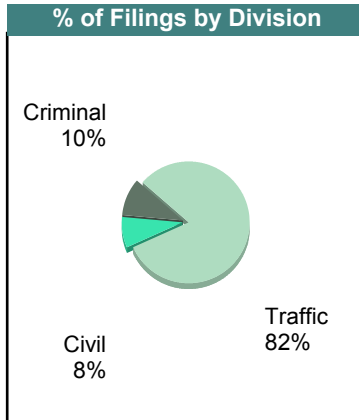
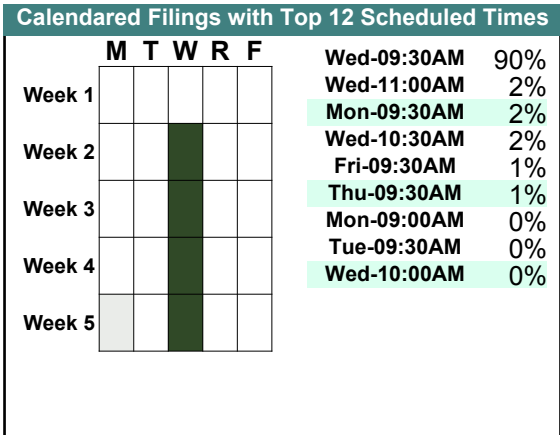
Falls Church

District: 17

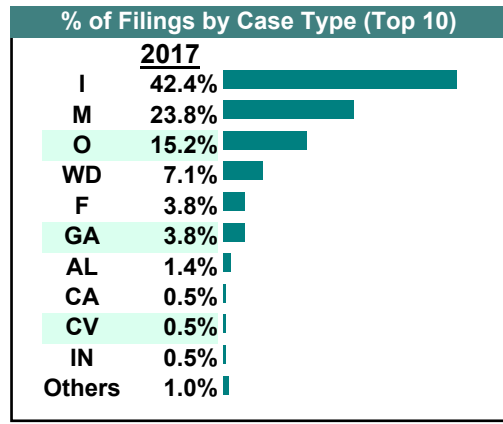
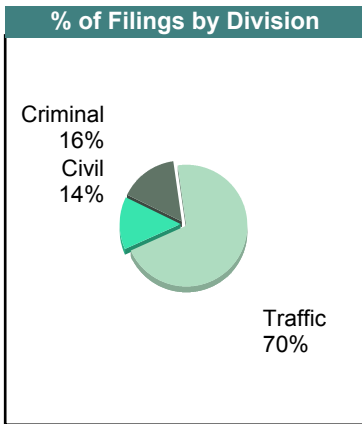
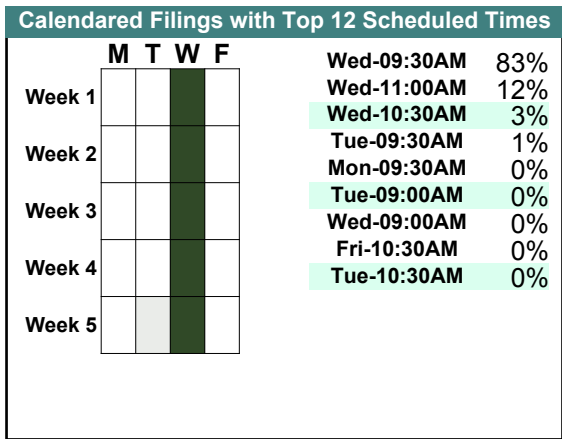
		<u>Filings</u>	<u>Hearings</u>	<u>Transactions</u>	<u>Concluded</u>	<u>Cont</u>
<u>Criminal</u>						
Capias	CA	2	4	4	2	2
Civil Violation	CV	2	2	2	1	1
Felony	F	0	9	9	4	5
Misdemeanor	M	24	40	40	26	14
Show Cause	SC	1	2	2	0	2
Criminal Total		29	57	57	33	24
<u>Traffic</u>						
Capias	CA	2	10	10	4	6
Civil Violation	CV	1	1	1	0	1
Infraction	I	134	76	145	124	17
Misdemeanor	M	27	49	49	22	26
Other	O	8	10	10	9	1
Show Cause	SC	0	2	2	0	2
Traffic Total		172	148	217	159	53
<u>Civil</u>						
Admin License	AL	3	0	3	3	-
Garnishment	GA	4	0	5	5	-
Interrogatory	IN	0	0	1	1	-
Other	OT	1	0	1	1	-
Show Cause	SC	1	0	1	1	-
Unlawful Detainer	UD	4	2	5	4	1
Warrant in Debt	WD	6	5	9	5	4
Civil Total		19	7	25	20	5
Falls Church Totals		220	212	299	212	82



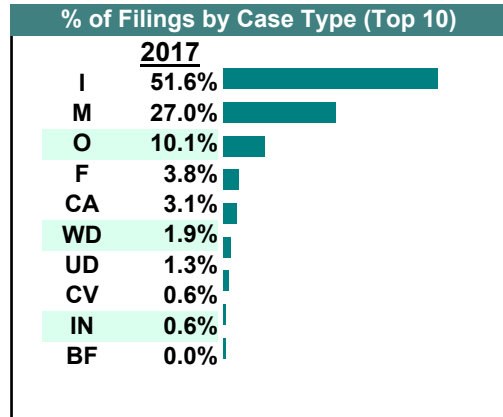
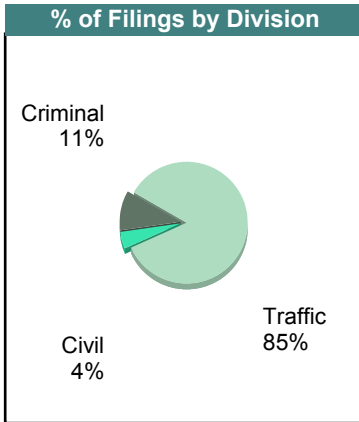
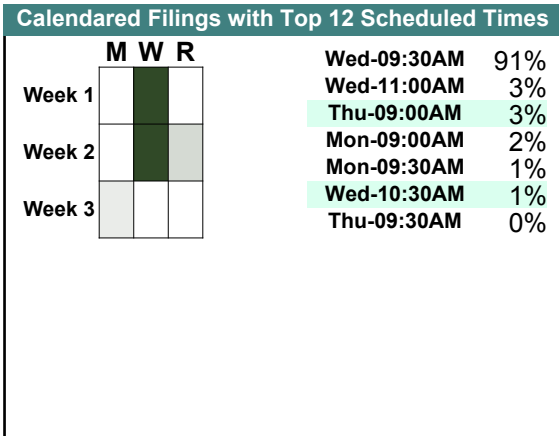
		<u>Filings</u>	<u>Hearings</u>	<u>Transactions</u>	<u>Concluded</u>	<u>Cont</u>
<u>Criminal</u>						
Capias	CA	1	1	1	0	1
Civil Violation	CV	1	1	1	1	-
Felony	F	8	10	11	4	7
Misdemeanor	M	11	22	22	10	12
Criminal Total		21	34	35	15	20
<u>Traffic</u>						
Capias	CA	1	4	4	2	2
Civil Violation	CV	0	1	1	0	1
Infraction	I	143	88	156	143	13
Misdemeanor	M	17	38	38	15	23
Motion	MO	2	2	2	2	-
Other	O	8	9	9	6	3
Show Cause	SC	1	1	1	0	1
Traffic Total		172	143	211	168	43
<u>Civil</u>						
Admin License	AL	6	0	6	6	-
Bond Forfeiture	BF	1	1	1	0	1
Impoundment	IM	3	2	5	3	2
Unlawful Detainer	UD	4	4	4	3	1
Warrant in Debt	WD	3	5	7	3	4
Civil Total		17	12	23	15	8
Falls Church Totals		210	189	269	198	71



		<u>Filings</u>	<u>Hearings</u>	<u>Transactions</u>	<u>Concluded</u>	<u>Cont</u>
<u>Criminal</u>						
Capias	CA	0	7	7	5	2
Felony	F	8	18	20	12	8
Misdemeanor	M	25	44	44	26	18
Criminal Total		33	69	71	43	28
<u>Traffic</u>						
Capias	CA	1	16	16	12	4
Civil Violation	CV	1	5	5	4	1
Infraction	I	89	66	115	106	9
Misdemeanor	M	25	82	82	61	21
Other	O	32	34	35	35	-
Show Cause	SC	0	3	3	3	-
Traffic Total		148	206	256	221	35
<u>Civil</u>						
Admin License	AL	3	0	3	3	-
Garnishment	GA	8	1	8	7	1
Interrogatory	IN	1	1	2	1	1
Protective Order	PO	1	1	1	0	1
Prelim Prot Order	PP	1	0	1	1	-
Warrant in Debt	WD	15	14	18	10	8
Civil Total		29	17	33	22	11
Falls Church Totals		210	292	360	286	74

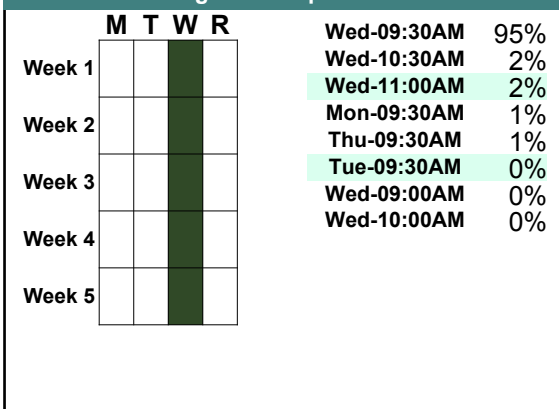


		Filings	Hearings	Transactions	Concluded	Cont
<u>Criminal</u>						
Capias	CA	1	3	3	2	1
Civil Violation	CV	1	1	1	1	-
Felony	F	6	8	8	1	7
Misdemeanor	M	9	34	34	14	20
Criminal Total		17	46	46	18	28
<u>Traffic</u>						
Capias	CA	3	5	5	2	3
Civil Violation	CV	0	3	3	1	2
Infraction	I	82	75	111	82	29
Misdemeanor	M	34	64	64	21	43
Other	O	16	16	16	13	3
Traffic Total		135	163	199	119	80
<u>Civil</u>						
Bond Forfeiture	BF	0	1	1	1	-
Capias	CA	1	0	1	1	-
Interrogatory	IN	1	1	2	1	1
Unlawful Detainer	UD	2	1	2	2	-
Warrant in Debt	WD	3	2	5	4	1
Civil Total		7	5	11	9	2
Falls Church Totals		159	214	256	146	110

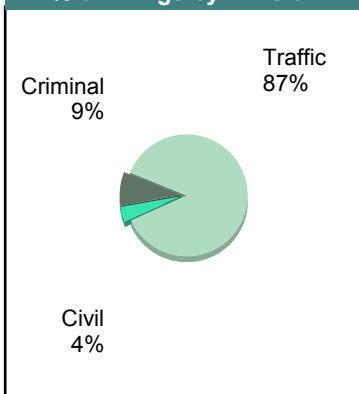


		<u>Filings</u>	<u>Hearings</u>	<u>Transactions</u>	<u>Concluded</u>	<u>Cont</u>
<u>Criminal</u>						
Capias	CA	1	6	6	6	-
Civil Violation	CV	11	12	12	11	1
Felony	F	6	6	6	3	3
Misdemeanor	M	16	27	28	10	18
Show Cause	SC	0	1	1	1	-
Criminal Total		34	52	53	31	22
<u>Traffic</u>						
Capias	CA	1	7	7	2	5
Civil Violation	CV	2	5	5	2	3
Infraction	I	265	163	290	263	27
Misdemeanor	M	47	70	70	46	24
Motion	MO	2	2	2	2	-
Other	O	20	20	21	21	-
Show Cause	SC	0	2	2	1	1
Traffic Total		337	269	397	337	60
<u>Civil</u>						
Admin License	AL	3	0	3	3	-
Garnishment	GA	0	0	2	2	-
Impoundment	IM	2	0	2	2	-
Interrogatory	IN	1	1	2	1	1
Protective Order	PO	1	1	1	0	1
Prelim Prot Order	PP	1	1	1	0	-
Unlawful Detainer	UD	2	0	2	2	-
Warrant in Debt	WD	5	7	11	8	3
Civil Total		15	10	24	18	5
Falls Church Totals		386	331	474	386	87

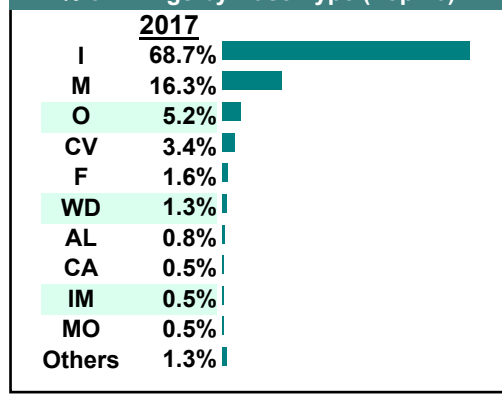
Calendared Filings with Top 12 Scheduled Times



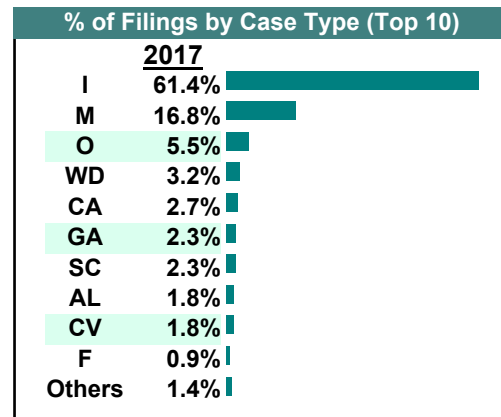
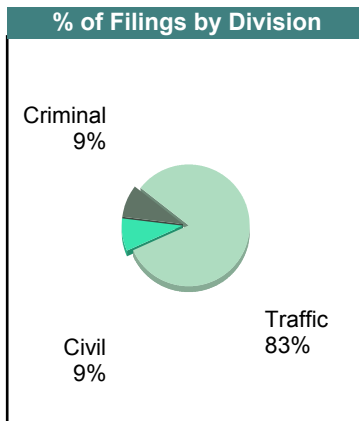

% of Filings by Division



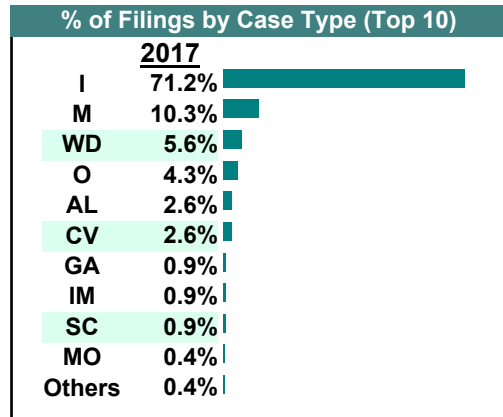
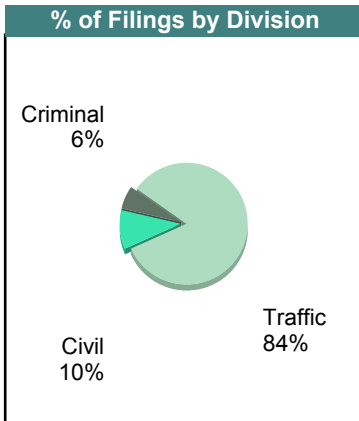
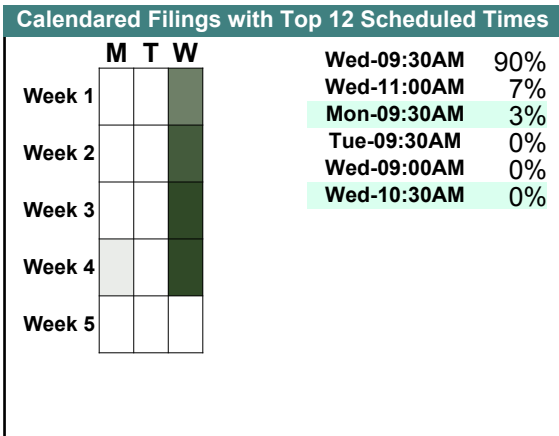
% of Filings by Case Type (Top 10)



		<u>Filings</u>	<u>Hearings</u>	<u>Transactions</u>	<u>Concluded</u>	<u>Cont</u>
<u>Criminal</u>						
Capias	CA	4	4	4	0	4
Civil Violation	CV	2	2	2	2	-
Felony	F	2	3	3	2	1
Misdemeanor	M	10	18	18	4	14
Show Cause	SC	1	3	3	0	3
Criminal Total		19	30	30	8	22
<u>Traffic</u>						
Capias	CA	2	4	4	1	3
Civil Violation	CV	2	4	4	2	2
Infraction	I	135	112	168	143	25
Misdemeanor	M	27	44	44	21	23
Motion	MO	1	1	1	1	-
Other	O	12	13	13	12	1
Show Cause	SC	3	4	4	0	4
Traffic Total		182	182	238	180	58
<u>Civil</u>						
Admin License	AL	4	0	4	4	-
Garnishment	GA	5	1	5	4	1
Interrogatory	IN	1	0	1	1	-
Show Cause	SC	1	1	1	0	1
Unlawful Detainer	UD	1	1	1	1	-
Warrant in Debt	WD	7	6	9	8	1
Civil Total		19	9	21	18	3
Falls Church Totals		220	221	289	206	83



		Filings	Hearings	Transactions	Concluded	Cont
<u>Criminal</u>						
Civil Violation	CV	4	4	4	4	-
Felony	F	0	1	2	2	-
Misdemeanor	M	8	18	20	12	8
Show Cause	SC	2	2	2	1	1
Criminal Total		14	25	28	19	9
<u>Traffic</u>						
Capias	CA	0	5	5	1	4
Civil Violation	CV	2	4	4	0	4
Infraction	I	166	130	209	191	18
Misdemeanor	M	16	44	44	20	24
Motion	MO	1	1	1	1	-
Other	O	10	10	10	9	1
Show Cause	SC	0	1	1	1	-
Traffic Total		195	195	274	223	51
<u>Civil</u>						
Admin License	AL	6	0	6	6	-
Garnishment	GA	2	1	4	3	1
Impoundment	IM	2	0	2	2	-
Interrogatory	IN	0	1	1	0	1
Unlawful Detainer	UD	1	1	2	2	-
Warrant in Debt	WD	13	13	16	7	9
Civil Total		24	16	31	20	11
Falls Church Totals		233	236	333	262	71



Filings by Court & Division

	<u>Arlington</u>		<u>Falls Church</u>		<u>Total</u>
C Misdemeanor	3,731	95%	211	5%	3,942
Felony	1,984	97%	55	3%	2,039
Capias	461	96%	19	4%	480
Show Cause	101	95%	5	5%	106
Civil Violation	5	9%	50	91%	55
Total	6,282	95%	340	5%	6,622
T Infraction	26,836	94%	1,810	6%	28,646
Misdemeanor	5,300	93%	429	7%	5,729
Other	1,791	85%	308	15%	2,099
Capias	341	95%	18	5%	359
Civil Violation	126	92%	11	8%	137
Felony	101	98%	2	2%	103
Show Cause	55	86%	9	14%	64
Motion	-	0%	11	100%	11
Total	34,550	93%	2,598	7%	37,148
V Warrant in Debt	2,409	96%	97	4%	2,506
Unlawful Detainer	2,202	98%	36	2%	2,238
Motion for Judgment	731	100%	-	0%	731
Garnishment	598	92%	51	8%	649
Admin License	405	92%	35	8%	440
Prelim Prot Order	89	98%	2	2%	91
Bond Forfeiture	79	98%	2	2%	81
Other	71	99%	1	1%	72
Protective Order	69	97%	2	3%	71
Interrogatory	64	94%	4	6%	68
Show Cause	57	97%	2	3%	59
Overweight	42	100%	-	0%	42
Counter Claim	16	100%	-	0%	16
Impoundment	-	0%	15	100%	15
Detinue	8	100%	-	0%	8
Capias	3	75%	1	25%	4
Tenants Assertion	3	100%	-	0%	3
Third Party Claim	2	100%	-	0%	2
Custody Relief	1	100%	-	0%	1
Total	6,849	97%	248	3%	7,097
Total	47,681	94%	3,186	6%	50,867

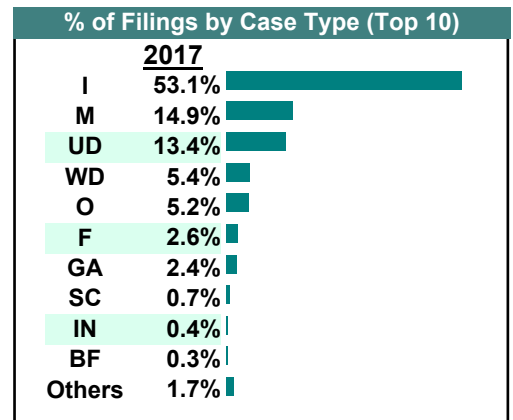
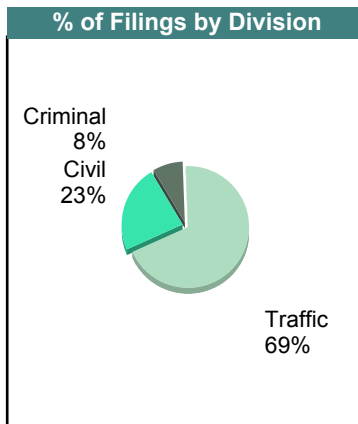
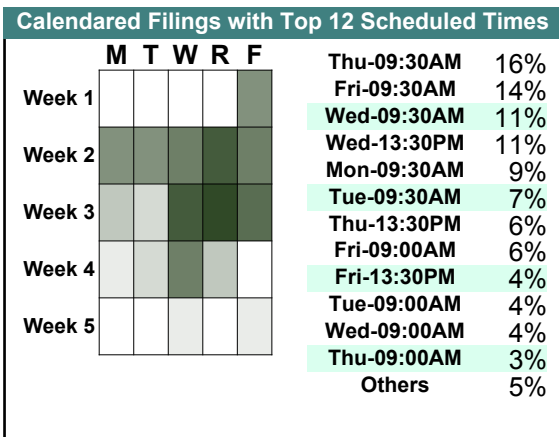
CASELOAD STATISTICS OF THE GENERAL DISTRICT COURTS

December 2017

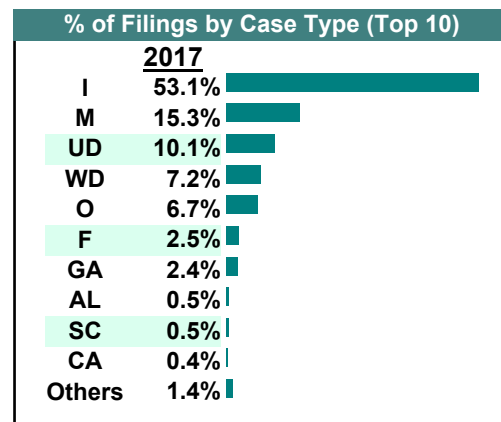
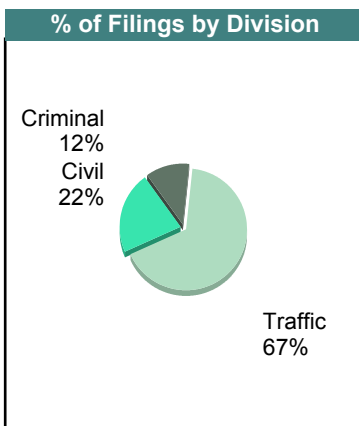
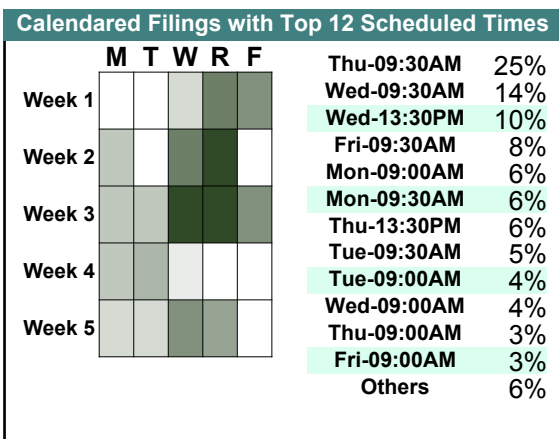
Alexandria

District: 18

		<u>Filings</u>	<u>Hearings</u>	<u>Transactions</u>	<u>Concluded</u>	<u>Cont</u>
<u>Criminal</u>						
Capias	CA	5	19	19	9	10
Felony	F	66	240	240	62	178
Misdemeanor	M	136	599	609	207	401
Other	O	2	2	2	2	-
Show Cause	SC	7	16	16	8	7
Criminal Total		216	876	886	288	596
<u>Traffic</u>						
Capias	CA	2	14	14	4	10
Civil Violation	CV	4	11	11	4	7
Felony	F	4	21	21	8	13
Infraction	I	1,441	1,471	2,062	1,531	529
Misdemeanor	M	270	900	900	312	588
Other	O	139	130	182	159	23
Show Cause	SC	13	31	31	9	22
Traffic Total		1,873	2,578	3,221	2,027	1,192
<u>Civil</u>						
Abstract	AJ	1	0	1	1	-
Admin License	AL	5	0	5	5	-
Bond Forfeiture	BF	9	15	23	8	14
Counter Claim	CC	0	0	2	2	-
Detinue	DT	2	1	2	2	-
Garnishment	GA	64	14	71	57	14
Interrogatory	IN	11	12	20	8	12
Motion for Judgment	MJ	7	17	22	14	8
Other	OT	5	8	10	3	7
Protective Order	PO	6	5	9	4	5
Prelim Prot Order	PP	6	0	6	6	-
Tenants Assertion	TA	2	2	2	0	2
Unlawful Detainer	UD	363	182	413	362	51
Warrant in Debt	WD	146	179	267	183	84
Civil Total		627	435	853	655	197
Alexandria Totals		2,716	3,889	4,960	2,970	1,985



		<u>Filings</u>	<u>Hearings</u>	<u>Transactions</u>	<u>Concluded</u>	<u>Cont</u>
<u>Criminal</u>						
Capias	CA	7	16	16	4	12
Civil Violation	CV	0	1	1	1	-
Felony	F	85	323	323	106	214
Misdemeanor	M	272	770	787	256	529
Other	O	58	40	63	61	2
Show Cause	SC	8	16	16	5	11
Criminal Total		430	1,166	1,206	433	768
<u>Traffic</u>						
Capias	CA	6	25	25	12	13
Civil Violation	CV	0	9	9	4	5
Felony	F	7	41	41	9	32
Infraction	I	1,929	1,797	2,685	2,014	669
Misdemeanor	M	286	1,003	1,004	367	637
Other	O	185	164	227	184	43
Show Cause	SC	9	26	26	10	15
Traffic Total		2,422	3,065	4,017	2,600	1,414
<u>Civil</u>						
Admin License	AL	17	0	17	17	-
Bond Forfeiture	BF	12	17	21	4	16
Counter Claim	CC	2	4	5	1	4
Detinue	DT	1	1	1	1	-
Garnishment	GA	89	18	111	93	18
Interrogatory	IN	6	4	8	4	4
Motion for Judgment	MJ	4	7	14	9	5
Other	OT	3	4	6	3	3
Protective Order	PO	12	6	16	10	6
Prelim Prot Order	PP	10	0	12	12	-
Tenants Assertion	TA	1	1	6	5	1
Unlawful Detainer	UD	367	211	431	372	59
Warrant in Debt	WD	260	269	387	252	135
Civil Total		784	542	1,035	783	251
Alexandria Totals		3,636	4,773	6,258	3,816	2,433



CASELOAD STATISTICS OF THE GENERAL DISTRICT COURTS

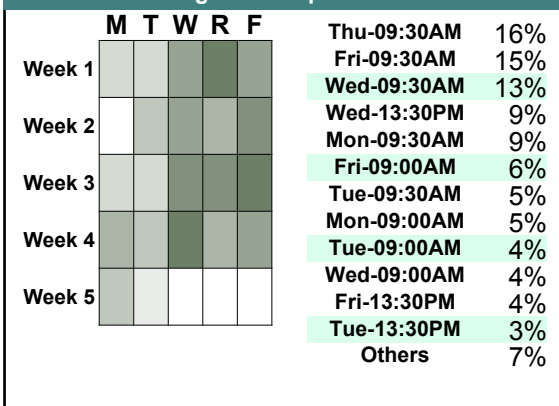
October 2017

Alexandria

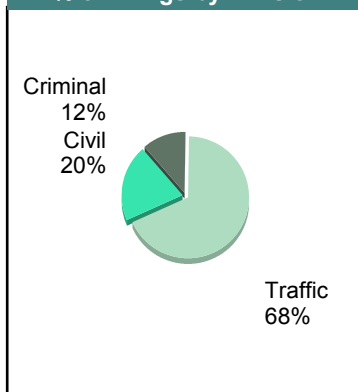
District: 18

		<u>Filings</u>	<u>Hearings</u>	<u>Transactions</u>	<u>Concluded</u>	<u>Cont</u>
<u>Criminal</u>						
Capias	CA	5	20	20	9	11
Civil Violation	CV	1	1	1	0	1
Felony	F	117	337	337	95	242
Misdemeanor	M	249	730	740	227	513
Other	O	37	33	41	40	1
Show Cause	SC	16	24	24	14	10
Criminal Total		425	1,145	1,163	385	778
<u>Traffic</u>						
Capias	CA	5	19	19	6	13
Civil Violation	CV	1	18	18	6	12
Felony	F	7	31	31	4	27
Infraction	I	1,911	1,829	2,670	1,929	741
Misdemeanor	M	306	1,040	1,040	321	719
Other	O	212	177	240	194	46
Show Cause	SC	12	21	21	6	15
Traffic Total		2,454	3,135	4,039	2,466	1,573
<u>Civil</u>						
Abstract	AJ	1	0	1	1	-
Admin License	AL	15	0	15	15	-
Bond Forfeiture	BF	5	7	9	3	6
Counter Claim	CC	2	4	5	2	3
Detinue	DT	1	0	1	1	-
Garnishment	GA	80	18	91	73	18
Interrogatory	IN	6	8	18	10	8
Motion for Judgment	MJ	8	14	17	8	9
Other	OT	1	6	7	5	2
Protective Order	PO	11	3	15	12	3
Prelim Prot Order	PP	14	2	14	12	2
Tenants Assertion	TA	1	1	3	2	1
Third Party Claim	TH	0	0	1	1	-
Unlawful Detainer	UD	341	199	383	325	58
Warrant in Debt	WD	248	251	364	236	128
Civil Total		734	513	944	706	238
Alexandria Totals		3,613	4,793	6,146	3,557	2,589

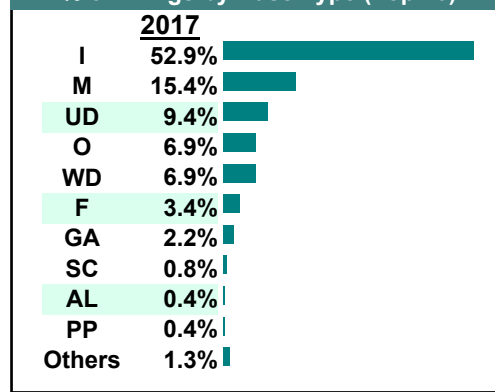
Calendared Filings with Top 12 Scheduled Times



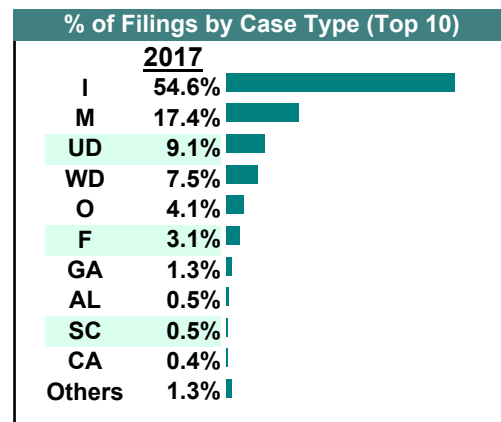
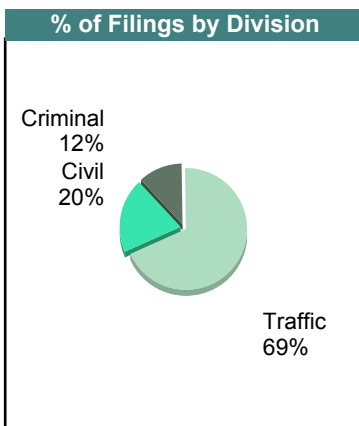
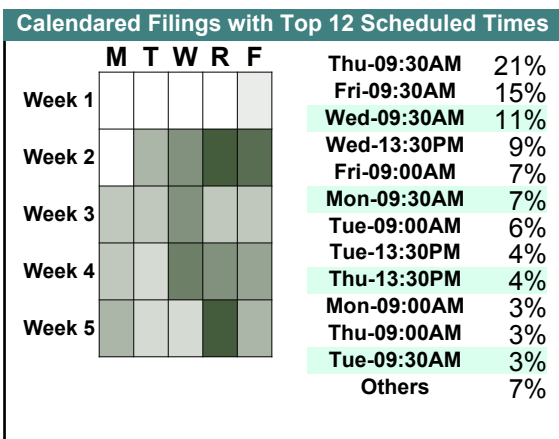
% of Filings by Division



% of Filings by Case Type (Top 10)

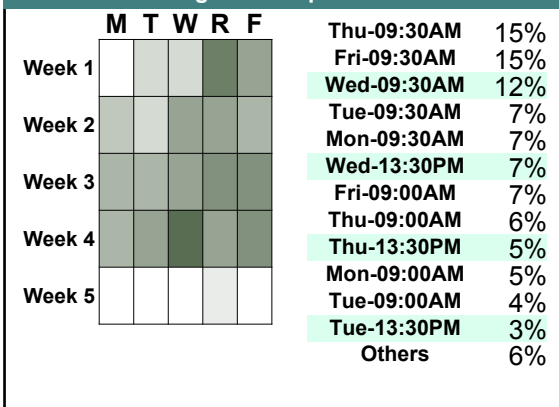


		Filings	Hearings	Transactions	Concluded	Cont
<u>Criminal</u>						
Capias	CA	10	22	22	8	14
Felony	F	111	360	360	117	243
Misdemeanor	M	302	846	861	333	528
Other	O	14	17	22	21	1
Show Cause	SC	8	21	21	14	6
Criminal Total		445	1,266	1,286	493	792
<u>Traffic</u>						
Capias	CA	7	20	20	9	11
Civil Violation	CV	2	17	17	1	16
Felony	F	9	34	34	6	28
Infraction	I	2,092	1,849	2,789	2,032	756
Misdemeanor	M	366	1,056	1,056	279	777
Other	O	143	108	164	143	21
Show Cause	SC	10	26	26	13	13
Traffic Total		2,629	3,110	4,106	2,483	1,622
<u>Civil</u>						
Abstract	AJ	1	0	1	1	-
Admin License	AL	19	0	19	19	-
Bond Forfeiture	BF	7	9	13	4	9
Counter Claim	CC	6	5	8	3	5
Detinue	DT	1	0	2	2	-
Garnishment	GA	51	14	80	66	14
Interrogatory	IN	10	9	18	9	9
Motion for Judgment	MJ	1	2	5	3	2
Other	OT	4	4	10	6	4
Protective Order	PO	5	4	14	10	4
Prelim Prot Order	PP	8	1	9	8	1
Tenants Assertion	TA	5	7	8	1	7
Unlawful Detainer	UD	350	291	494	382	112
Warrant in Debt	WD	287	307	448	297	151
Civil Total		755	653	1,129	811	318
Alexandria Totals		3,829	5,029	6,521	3,787	2,732

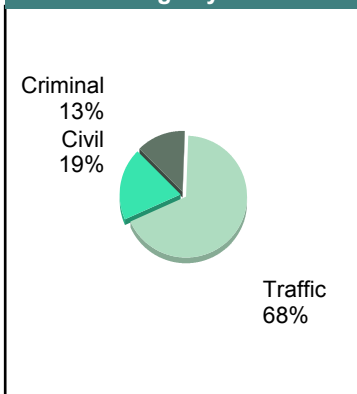


		Filings	Hearings	Transactions	Concluded	Cont
<u>Criminal</u>						
Capias	CA	8	23	23	8	15
Felony	F	112	333	333	105	228
Misdemeanor	M	298	716	738	248	490
Other	O	42	33	48	41	7
Show Cause	SC	11	26	26	11	15
Criminal Total		471	1,131	1,168	413	755
<u>Traffic</u>						
Capias	CA	2	16	16	6	10
Civil Violation	CV	5	21	21	6	15
Felony	F	9	32	32	7	25
Infraction	I	1,935	1,785	2,595	1,908	687
Misdemeanor	M	325	942	942	295	647
Other	O	127	118	144	120	24
Show Cause	SC	15	32	32	20	12
Traffic Total		2,418	2,946	3,782	2,362	1,420
<u>Civil</u>						
Abstract	AJ	2	0	2	2	-
Admin License	AL	21	0	21	21	-
Bond Forfeiture	BF	2	3	10	8	2
Counter Claim	CC	5	3	8	5	3
Garnishment	GA	52	15	69	54	15
Interrogatory	IN	12	7	17	10	7
Motion for Judgment	MJ	19	24	31	14	17
Other	OT	6	9	13	5	8
Protective Order	PO	8	10	19	9	10
Prelim Prot Order	PP	8	0	8	8	-
Third Party Claim	TH	1	1	1	0	1
Unlawful Detainer	UD	329	185	382	314	68
Warrant in Debt	WD	217	233	339	223	116
Civil Total		682	490	920	673	247
Alexandria Totals		3,571	4,567	5,870	3,448	2,422

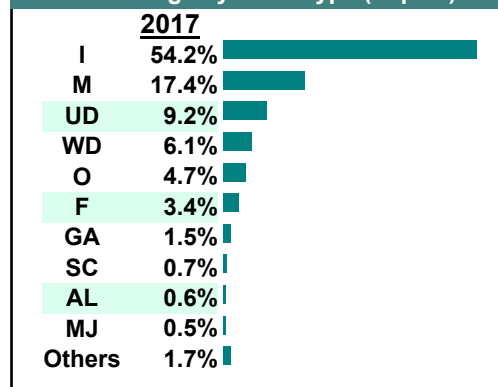
Calendared Filings with Top 12 Scheduled Times



% of Filings by Division



% of Filings by Case Type (Top 10)




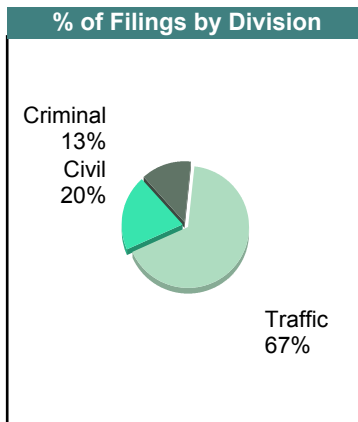
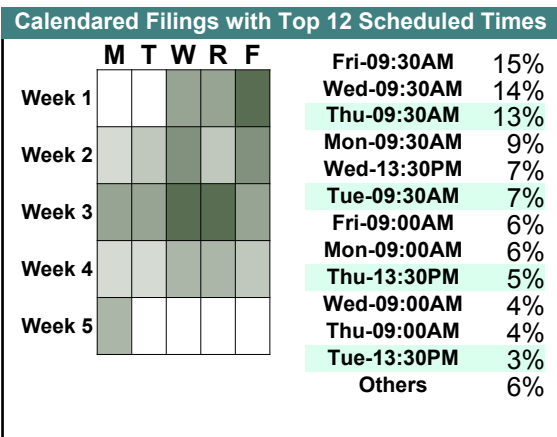
CASELOAD STATISTICS OF THE GENERAL DISTRICT COURTS

July 2017

Alexandria

District: 18

		<u>Filings</u>	<u>Hearings</u>	<u>Transactions</u>	<u>Concluded</u>	<u>Cont</u>
<u>Criminal</u>						
Capias	CA	6	16	16	6	10
Civil Violation	CV	0	3	3	3	-
Felony	F	94	254	254	59	195
Misdemeanor	M	301	689	717	266	451
Other	O	47	38	53	44	9
Show Cause	SC	18	29	29	14	15
Criminal Total		466	1,029	1,072	392	680
<u>Traffic</u>						
Capias	CA	5	27	27	11	16
Civil Violation	CV	6	22	22	5	17
Felony	F	6	22	22	3	19
Infraction	I	1,946	1,699	2,514	1,835	679
Misdemeanor	M	293	889	889	247	642
Other	O	42	43	56	39	17
Show Cause	SC	18	30	30	13	17
Traffic Total		2,316	2,732	3,560	2,153	1,407
<u>Civil</u>						
Abstract	AJ	1	0	1	1	-
Admin License	AL	20	0	20	20	-
Bond Forfeiture	BF	9	12	20	9	11
Counter Claim	CC	2	0	2	2	-
Detinue	DT	0	0	1	1	-
Garnishment	GA	84	23	102	79	23
Interrogatory	IN	4	10	18	8	10
Motion for Judgment	MJ	1	5	6	3	3
Other	OT	6	12	16	10	6
Protective Order	PO	15	8	20	12	8
Prelim Prot Order	PP	13	0	13	13	-
Tenants Assertion	TA	2	2	3	1	2
Unlawful Detainer	UD	346	200	425	348	77
Warrant in Debt	WD	192	237	337	217	120
Civil Total		695	509	984	724	260
Alexandria Totals		3,477	4,270	5,616	3,269	2,347




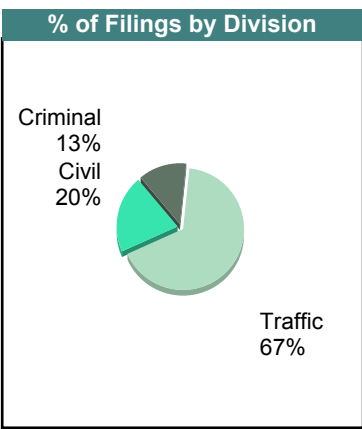
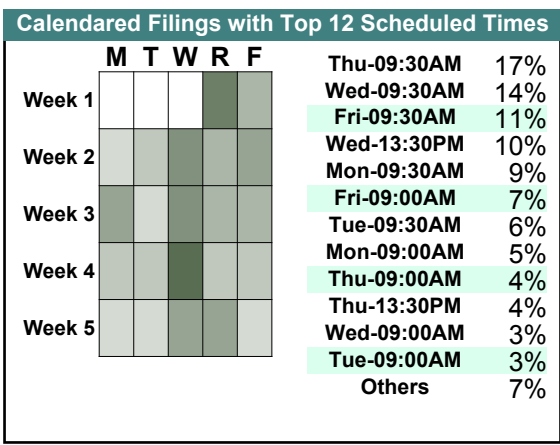
CASELOAD STATISTICS OF THE GENERAL DISTRICT COURTS

June 2017

Alexandria

District: 18

		Filings	Hearings	Transactions	Concluded	Cont
<u>Criminal</u>						
Capias	CA	5	17	17	7	10
Civil Violation	CV	0	3	3	0	3
Felony	F	89	275	275	90	185
Misdemeanor	M	314	749	760	288	472
Other	O	50	50	60	50	10
Show Cause	SC	16	21	21	11	10
Criminal Total		474	1,115	1,136	446	690
<u>Traffic</u>						
Capias	CA	7	29	29	9	20
Civil Violation	CV	1	24	24	8	16
Felony	F	8	18	18	3	15
Infraction	I	2,015	1,833	2,659	2,010	649
Misdemeanor	M	329	1,020	1,020	357	663
Other	O	69	78	78	62	16
Show Cause	SC	7	32	32	14	18
Traffic Total		2,436	3,034	3,860	2,463	1,397
<u>Civil</u>						
Abstract	AJ	1	0	1	1	-
Admin License	AL	20	0	20	20	-
Bond Forfeiture	BF	9	14	16	2	14
Counter Claim	CC	3	4	7	4	3
Detinue	DT	3	3	5	3	2
Garnishment	GA	83	16	104	88	16
Interrogatory	IN	11	8	20	12	8
Motion for Judgment	MJ	1	9	12	4	8
Other	OT	18	25	34	20	14
Protective Order	PO	3	4	7	3	4
Prelim Prot Order	PP	9	0	9	9	-
Tenants Assertion	TA	1	2	3	1	2
Unlawful Detainer	UD	345	242	436	337	99
Warrant in Debt	WD	241	278	415	259	156
Civil Total		748	605	1,089	763	326
Alexandria Totals		3,658	4,754	6,085	3,672	2,413



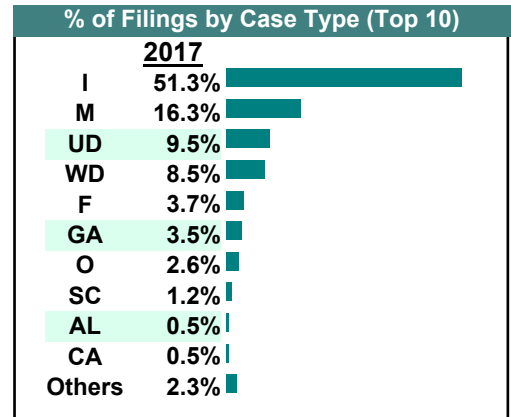
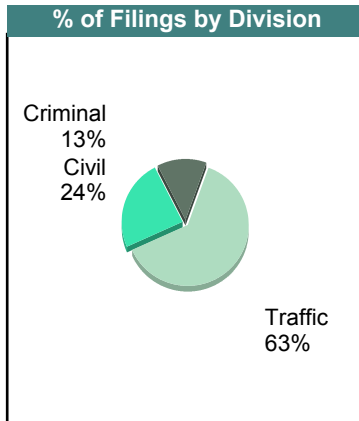
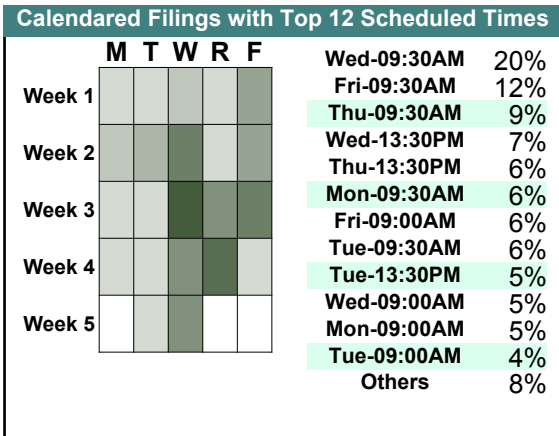
CASELOAD STATISTICS OF THE GENERAL DISTRICT COURTS

May 2017

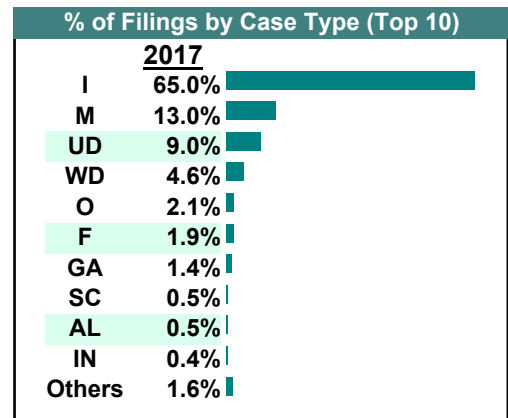
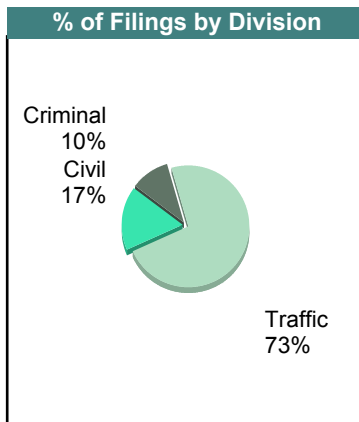
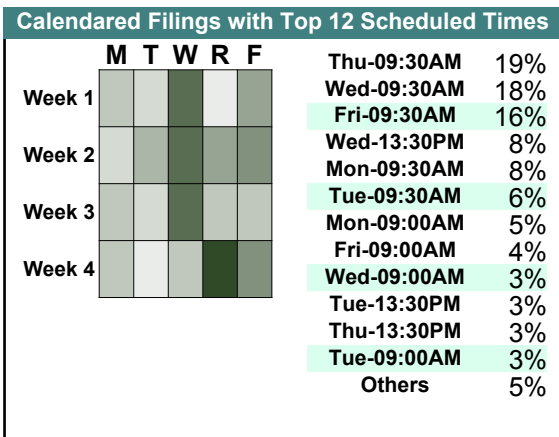
Alexandria

District: 18

		<u>Filings</u>	<u>Hearings</u>	<u>Transactions</u>	<u>Concluded</u>	<u>Cont</u>
<u>Criminal</u>						
Capias	CA	5	16	16	4	12
Civil Violation	CV	1	1	1	0	1
Felony	F	112	319	319	128	191
Misdemeanor	M	246	689	695	269	426
Other	O	33	24	38	36	2
Show Cause	SC	19	23	23	20	3
Criminal Total		416	1,072	1,092	457	635
<u>Traffic</u>						
Capias	CA	11	25	25	7	18
Civil Violation	CV	6	22	22	5	17
Felony	F	5	31	31	8	23
Infraction	I	1,623	1,594	2,269	1,711	558
Misdemeanor	M	268	806	806	234	572
Other	O	50	70	70	62	8
Show Cause	SC	20	39	39	10	29
Traffic Total		1,983	2,587	3,262	2,037	1,225
<u>Civil</u>						
Abstract	AJ	2	0	2	2	-
Admin License	AL	17	0	17	17	-
Attachment	AT	1	0	1	1	-
Bond Forfeiture	BF	11	6	15	9	6
Counter Claim	CC	5	2	7	5	2
Detinue	DT	2	1	3	2	1
Garnishment	GA	110	24	123	99	24
Interrogatory	IN	13	8	24	16	8
Motion for Judgment	MJ	1	4	5	1	4
Other	OT	7	11	15	8	7
Protective Order	PO	13	8	21	13	8
Prelim Prot Order	PP	11	0	11	11	-
Tenants Assertion	TA	0	0	2	2	-
Unlawful Detainer	UD	301	177	370	303	67
Warrant in Debt	WD	268	285	416	260	156
Civil Total		762	526	1,032	749	283
Alexandria Totals		3,161	4,185	5,386	3,243	2,143



		Filings	Hearings	Transactions	Concluded	Cont
<u>Criminal</u>						
Capias	CA	9	25	25	10	15
Civil Violation	CV	1	3	3	1	2
Felony	F	66	263	263	78	185
Misdemeanor	M	227	619	621	200	421
Other	O	46	50	66	60	6
Show Cause	SC	11	19	19	10	9
Criminal Total		360	979	997	359	638
<u>Traffic</u>						
Capias	CA	2	13	13	1	12
Civil Violation	CV	4	17	17	4	13
Felony	F	2	16	16	6	10
Infraction	I	2,279	1,941	2,902	2,252	650
Misdemeanor	M	229	753	753	265	488
Other	O	26	28	28	21	7
Show Cause	SC	7	23	23	7	16
Traffic Total		2,549	2,791	3,752	2,556	1,196
<u>Civil</u>						
Abstract	AJ	4	0	4	4	-
Admin License	AL	16	0	16	16	-
Bond Forfeiture	BF	3	3	6	3	3
Counter Claim	CC	5	3	7	4	3
Detinue	DT	1	1	1	0	1
Garnishment	GA	49	13	64	51	13
Interrogatory	IN	13	14	27	13	14
Motion for Judgment	MJ	0	5	5	2	3
Other	OT	7	6	12	7	5
Protective Order	PO	9	3	11	8	3
Prelim Prot Order	PP	11	2	13	11	2
Tenants Assertion	TA	1	0	1	1	-
Unlawful Detainer	UD	315	149	371	312	59
Warrant in Debt	WD	162	188	271	173	98
Civil Total		596	387	809	605	204
Alexandria Totals		3,505	4,157	5,558	3,520	2,038



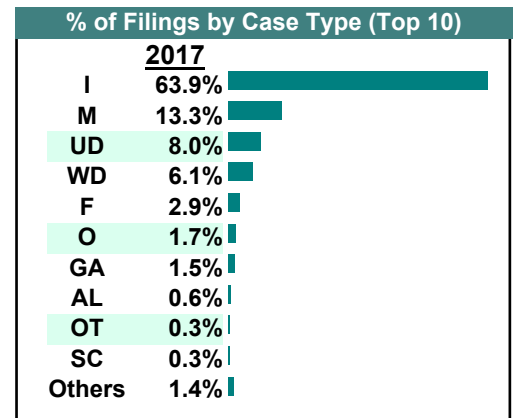
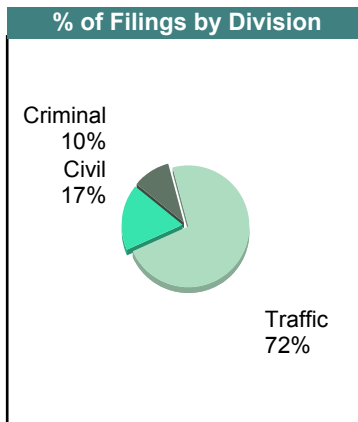
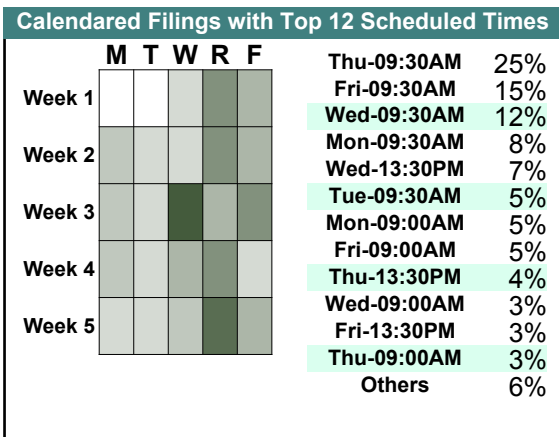
CASELOAD STATISTICS OF THE GENERAL DISTRICT COURTS

March 2017

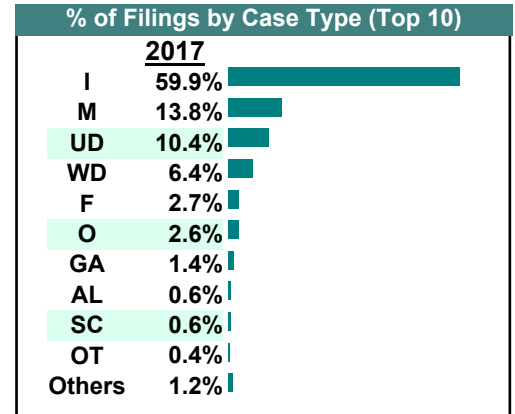
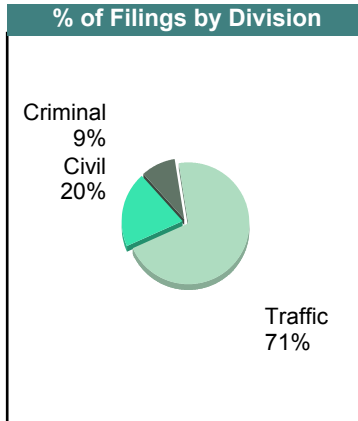
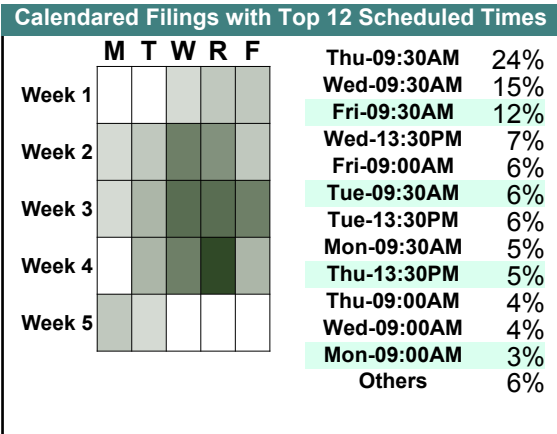
Alexandria

District: 18

		<u>Filings</u>	<u>Hearings</u>	<u>Transactions</u>	<u>Concluded</u>	<u>Cont</u>
<u>Criminal</u>						
Capias	CA	4	21	21	8	13
Civil Violation	CV	3	3	3	1	2
Felony	F	118	383	383	116	267
Misdemeanor	M	263	587	594	193	401
Other	O	39	37	49	41	8
Show Cause	SC	11	13	13	9	4
Criminal Total		438	1,044	1,063	368	695
<u>Traffic</u>						
Capias	CA	4	12	12	1	11
Civil Violation	CV	9	26	26	6	20
Felony	F	8	22	22	4	18
Infraction	I	2,775	2,221	3,427	2,704	721
Misdemeanor	M	314	934	934	292	642
Other	O	34	38	38	36	2
Show Cause	SC	3	13	13	4	9
Traffic Total		3,147	3,266	4,472	3,047	1,423
<u>Civil</u>						
Abstract	AJ	2	0	2	2	-
Admin License	AL	28	0	28	28	-
Bond Forfeiture	BF	1	1	2	1	1
Counter Claim	CC	1	1	2	1	1
Detinue	DT	1	1	2	1	1
Garnishment	GA	64	22	82	60	22
Interrogatory	IN	11	11	18	7	11
Motion for Judgment	MJ	2	17	20	4	16
Other	OT	15	16	23	13	10
Protective Order	PO	10	7	20	13	7
Prelim Prot Order	PP	11	0	11	11	-
Tenants Assertion	TA	2	2	2	0	2
Unlawful Detainer	UD	348	210	433	361	72
Warrant in Debt	WD	263	321	440	253	187
Civil Total		759	609	1,085	755	330
Alexandria Totals		4,344	4,919	6,620	4,170	2,448



		<u>Filings</u>	<u>Hearings</u>	<u>Transactions</u>	<u>Concluded</u>	<u>Cont</u>
<u>Criminal</u>						
Capias	CA	3	16	16	6	10
Felony	F	87	263	263	97	166
Misdemeanor	M	193	478	490	151	339
Other	O	31	28	36	31	5
Show Cause	SC	10	15	15	10	5
Criminal Total		324	800	820	295	525
<u>Traffic</u>						
Capias	CA	4	12	12	3	9
Civil Violation	CV	7	18	18	3	15
Felony	F	10	25	25	8	17
Infraction	I	2,123	1,614	2,567	1,985	582
Misdemeanor	M	297	761	761	217	544
Other	O	61	62	62	57	5
Show Cause	SC	10	29	29	14	15
Traffic Total		2,512	2,521	3,474	2,287	1,187
<u>Civil</u>						
Abstract	AJ	1	0	1	1	-
Admin License	AL	20	0	20	20	-
Bond Forfeiture	BF	4	4	5	1	4
Counter Claim	CC	1	0	3	3	-
Garnishment	GA	50	10	69	59	10
Interrogatory	IN	6	12	20	8	12
Motion for Judgment	MJ	0	1	2	1	1
Other	OT	15	19	19	14	5
Protective Order	PO	8	3	11	8	3
Prelim Prot Order	PP	10	0	10	10	-
Tenants Assertion	TA	0	0	1	1	-
Unlawful Detainer	UD	368	228	454	372	82
Warrant in Debt	WD	228	258	361	211	150
Civil Total		711	535	976	709	267
Alexandria Totals		3,547	3,856	5,270	3,291	1,979



CASELOAD STATISTICS OF THE GENERAL DISTRICT COURTS

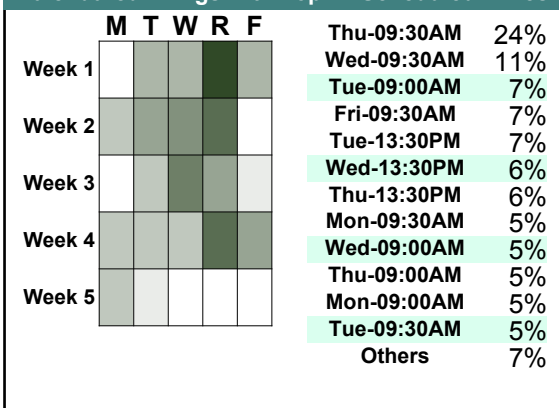
January 2017

Alexandria

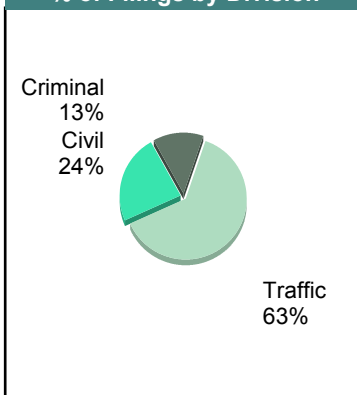
District: 18

		<u>Filings</u>	<u>Hearings</u>	<u>Transactions</u>	<u>Concluded</u>	<u>Cont</u>
<u>Criminal</u>						
Capias	CA	12	21	21	9	12
Civil Violation	CV	2	2	2	2	-
Felony	F	115	328	328	96	232
Misdemeanor	M	202	476	483	174	309
Other	O	58	62	72	51	21
Show Cause	SC	12	17	17	12	5
Criminal Total		401	906	923	344	579
<u>Traffic</u>						
Capias	CA	8	27	27	13	14
Civil Violation	CV	7	14	14	2	12
Felony	F	5	16	16	4	12
Infraction	I	1,576	1,337	2,026	1,498	526
Misdemeanor	M	319	801	801	236	565
Other	O	0	5	5	5	-
Show Cause	SC	13	30	30	10	20
Traffic Total		1,928	2,230	2,919	1,768	1,149
<u>Civil</u>						
Admin License	AL	20	0	21	21	-
Bond Forfeiture	BF	7	5	12	7	5
Counter Claim	CC	1	2	4	2	2
Detinue	DT	1	1	1	0	1
Garnishment	GA	68	47	111	64	47
Interrogatory	IN	17	13	27	14	13
Motion for Judgment	MJ	12	12	13	3	10
Other	OT	4	4	5	2	3
Protective Order	PO	11	5	21	16	5
Prelim Prot Order	PP	17	1	19	18	1
Tenants Assertion	TA	1	3	6	3	3
Unlawful Detainer	UD	281	203	363	288	75
Warrant in Debt	WD	285	330	421	261	160
Civil Total		725	626	1,024	699	325
Alexandria Totals		3,054	3,762	4,866	2,811	2,053

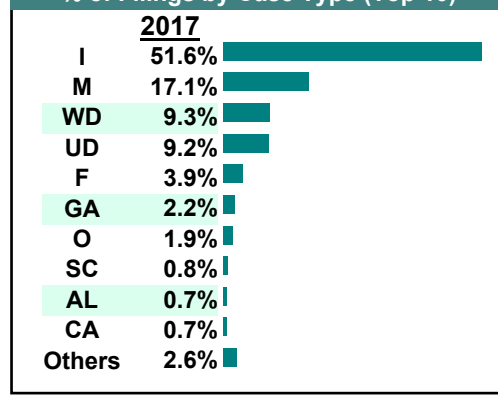
Calendared Filings with Top 12 Scheduled Times



% of Filings by Division



% of Filings by Case Type (Top 10)



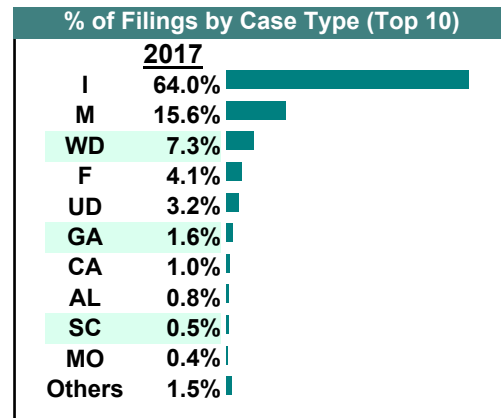
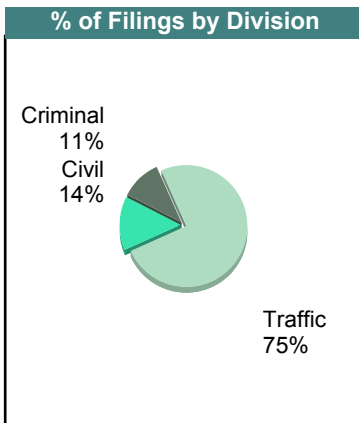
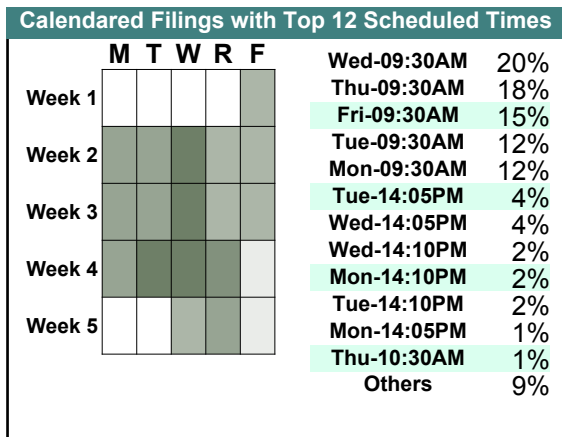
Filings by Court & Division

<u>Alexandria</u>			
C	Misdemeanor	3,003	7.1%
	Felony	1,172	2.8%
	Other	457	1.1%
	Show Cause	147	0.3%
	Capias	79	0.2%
	Civil Violation	8	0.0%
	Total	4,866	12%
T	Infraction	23,645	56.1%
	Misdemeanor	3,602	8.6%
	Other	1,088	2.6%
	Show Cause	137	0.3%
	Felony	80	0.2%
	Capias	63	0.1%
	Civil Violation	52	0.1%
Total	28,667	68%	
V	Unlawful Detainer	4,054	9.6%
	Warrant in Debt	2,797	6.6%
	Garnishment	844	2.0%
	Admin License	218	0.5%
	Prelim Prot Order	128	0.3%
	Interrogatory	120	0.3%
	Protective Order	111	0.3%
	Other	91	0.2%
	Bond Forfeiture	79	0.2%
	Motion for Judgment	56	0.1%
	Counter Claim	33	0.1%
	Abstract	16	0.0%
	Tenants Assertion	16	0.0%
	Detinue	13	0.0%
	Attachment	1	0.0%
Third Party Claim	1	0.0%	
Total	8,578	20%	
Total		42,111	100%

CASELOAD STATISTICS OF THE GENERAL DISTRICT COURTS

December 2017

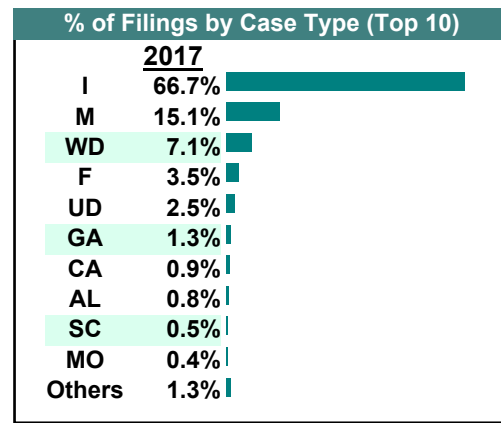
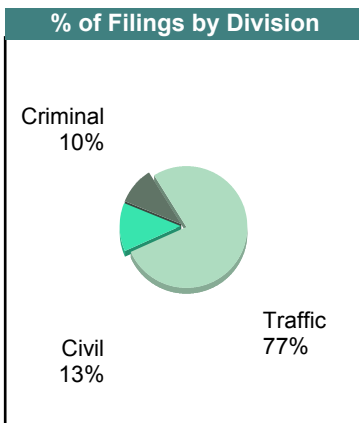
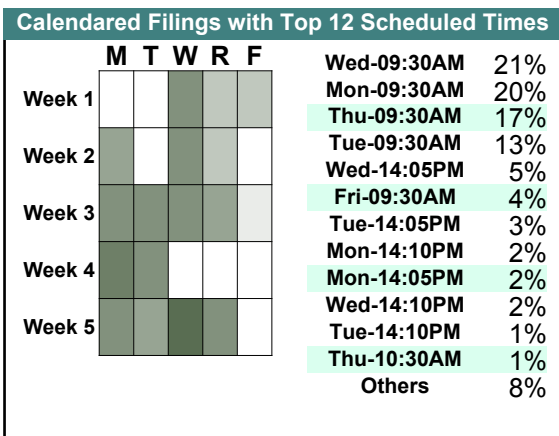
		<u>Filings</u>	<u>Hearings</u>	<u>Transactions</u>	<u>Concluded</u>	<u>Cont</u>
<u>Criminal</u>						
Capias	CA	106	378	378	151	227
Civil Violation	CV	10	10	10	10	-
Felony	F	906	3,716	3,716	1,044	2,672
Misdemeanor	M	1,384	3,232	3,294	1,412	1,882
Motion	MO	25	26	26	25	1
Show Cause	SC	40	102	102	46	56
Criminal Total		2,471	7,464	7,526	2,688	4,838
<u>Traffic</u>						
Capias	CA	115	331	331	132	199
Civil Violation	CV	53	147	147	47	100
Felony	F	41	166	166	36	130
Infraction	I	14,819	11,029	16,850	14,119	2,730
Misdemeanor	M	2,223	4,767	4,769	2,127	2,641
Motion	MO	67	69	69	65	4
Restricted O/L	RL	8	8	8	8	-
Show Cause	SC	59	132	132	64	68
Traffic Total		17,385	16,649	22,472	16,598	5,872
<u>Civil</u>						
Abstract	AJ	18	0	19	19	-
Admin License	AL	180	6	185	179	1
Bond Forfeiture	BF	59	76	98	40	58
Capias	CA	2	1	4	3	1
Counter Claim	CC	18	16	30	18	12
Detinue	DT	14	13	20	8	12
Garnishment	GA	378	94	443	349	94
Impoundment	IM	49	1	49	48	-
Interrogatory	IN	51	51	110	59	51
Motion for Judgment	MJ	1	2	3	1	2
Overweight	OC	16	6	23	17	6
Other	OT	14	14	27	17	10
Protective Order	PO	12	5	18	13	5
Prelim Prot Order	PP	18	1	19	18	1
Petition-Restore Arms	PR	1	0	1	1	-
Show Cause	SC	24	13	38	27	11
Tenants Assertion	TA	3	7	13	8	5
Unlawful Detainer	UD	752	541	988	746	242
Warrant in Debt	WD	1,687	1,728	2,491	1,704	787
Zoning Viol	ZO	4	3	6	4	2
Civil Total		3,301	2,578	4,585	3,279	1,300
Fairfax Totals		23,157	26,691	34,583	22,565	12,010



CASELOAD STATISTICS OF THE GENERAL DISTRICT COURTS

November 2017

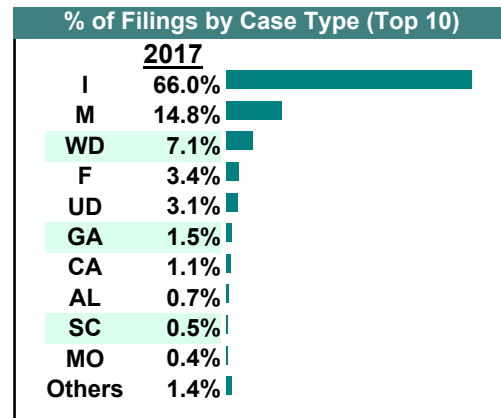
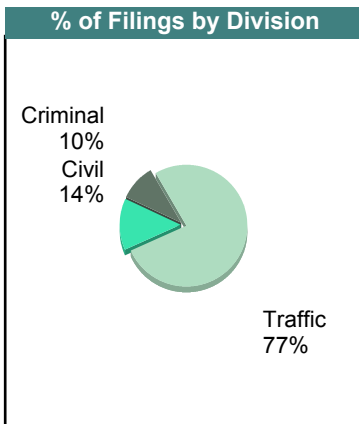
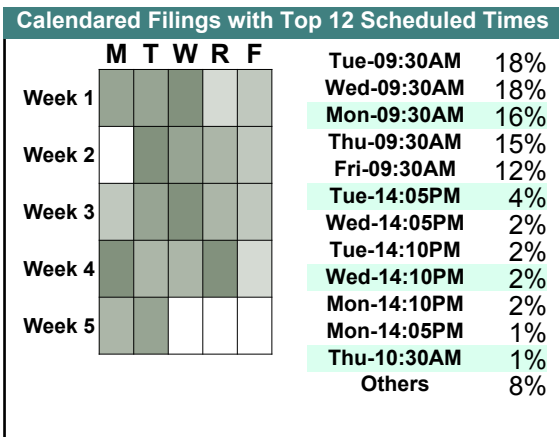
		Filings	Hearings	Transactions	Concluded	Cont
<u>Criminal</u>						
Capias	CA	92	343	343	136	207
Civil Violation	CV	7	13	13	8	5
Felony	F	817	3,783	3,783	1,078	2,705
Misdemeanor	M	1,440	3,353	3,426	1,465	1,961
Motion	MO	41	41	41	41	-
Show Cause	SC	55	108	108	56	52
Criminal Total		2,452	7,641	7,714	2,784	4,930
<u>Traffic</u>						
Capias	CA	121	307	307	114	193
Civil Violation	CV	46	141	141	51	89
Felony	F	43	165	165	42	123
Infraction	I	16,426	12,061	18,937	16,631	2,298
Misdemeanor	M	2,270	4,884	4,888	2,404	2,482
Motion	MO	64	72	72	64	7
Restricted O/L	RL	5	5	5	5	-
Show Cause	SC	60	142	142	72	70
Traffic Total		19,035	17,777	24,657	19,383	5,262
<u>Civil</u>						
Abstract	AJ	16	0	16	16	-
Admin License	AL	190	4	192	188	1
Bond Forfeiture	BF	60	63	87	32	55
Capias	CA	3	2	3	1	2
Counter Claim	CC	8	10	19	10	9
Custody Relief	CR	2	1	3	2	1
Detinue	DT	8	9	14	8	6
Garnishment	GA	316	76	405	329	76
Impoundment	IM	33	1	34	33	1
Interrogatory	IN	55	44	101	57	44
Motion for Judgment	MJ	3	4	4	1	3
Overweight	OC	24	6	27	21	6
Other	OT	20	30	42	19	23
Protective Order	PO	13	6	17	11	6
Prelim Prot Order	PP	13	0	13	13	-
Petition-Restore Arms	PR	1	0	1	1	-
Show Cause	SC	19	10	37	27	10
Tenants Assertion	TA	5	8	12	5	7
Third Party Claim	TH	1	4	5	2	3
Unlawful Detainer	UD	608	371	754	594	160
Warrant in Debt	WD	1,753	1,841	2,661	1,788	873
Zoning Viol	ZO	4	3	8	5	3
Civil Total		3,155	2,493	4,455	3,163	1,289
Fairfax Totals		24,642	27,911	36,826	25,330	11,481



CASELOAD STATISTICS OF THE GENERAL DISTRICT COURTS

October 2017

		<u>Filings</u>	<u>Hearings</u>	<u>Transactions</u>	<u>Concluded</u>	<u>Cont</u>
<u>Criminal</u>						
Capias	CA	147	417	417	137	280
Civil Violation	CV	2	4	4	3	1
Felony	F	833	4,277	4,277	1,279	2,998
Misdemeanor	M	1,403	3,382	3,449	1,496	1,953
Motion	MO	33	35	35	33	2
Show Cause	SC	54	98	98	42	56
Criminal Total		2,472	8,213	8,280	2,990	5,290
<u>Traffic</u>						
Capias	CA	130	309	309	121	188
Civil Violation	CV	35	140	140	42	98
Felony	F	37	223	223	66	157
Infraction	I	16,903	12,277	19,504	17,024	2,480
Misdemeanor	M	2,389	5,144	5,144	2,356	2,788
Motion	MO	65	70	70	66	4
Other	O	0	1	1	1	-
Restricted O/L	RL	11	12	12	11	1
Show Cause	SC	42	128	128	51	77
Traffic Total		19,612	18,304	25,531	19,738	5,793
<u>Civil</u>						
Abstract	AJ	15	0	15	15	-
Admin License	AL	184	8	189	181	-
Bond Forfeiture	BF	57	64	93	30	61
Capias	CA	2	1	4	3	1
Counter Claim	CC	20	15	31	19	12
Custody Relief	CR	2	1	2	1	1
Detinue	DT	16	17	24	14	10
Garnishment	GA	390	100	444	344	100
Impoundment	IM	47	3	50	47	3
Interrogatory	IN	65	70	153	83	70
Motion for Judgment	MJ	3	5	6	2	4
Overweight	OC	8	1	10	9	1
Other	OT	16	18	37	22	15
Protective Order	PO	19	6	27	21	6
Prelim Prot Order	PP	26	0	26	26	-
Petition-Restore Arms	PR	0	0	1	1	-
Show Cause	SC	34	22	59	40	19
Tenants Assertion	TA	5	8	9	2	7
Third Party Claim	TH	1	1	2	1	1
Unlawful Detainer	UD	797	555	1,023	784	239
Warrant in Debt	WD	1,809	1,848	2,672	1,767	905
Zoning Viol	ZO	4	6	12	7	5
Civil Total		3,520	2,749	4,889	3,419	1,460
Fairfax Totals		25,604	29,266	38,700	26,147	12,543



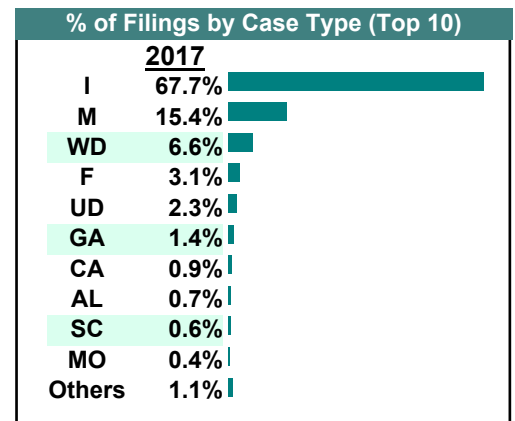
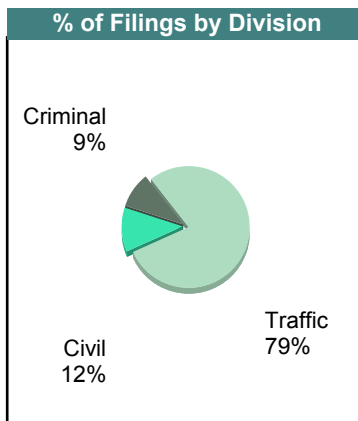
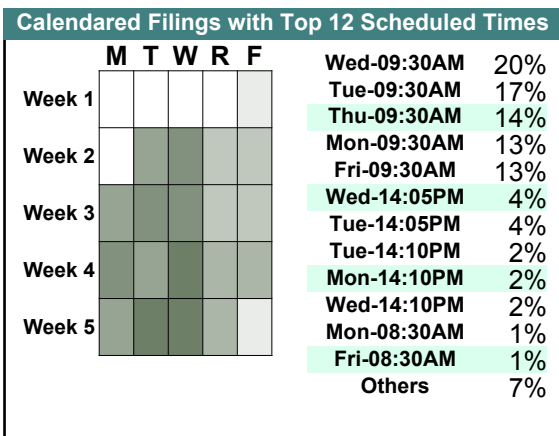
CASELOAD STATISTICS OF THE GENERAL DISTRICT COURTS

September 2017

Fairfax

District: 19

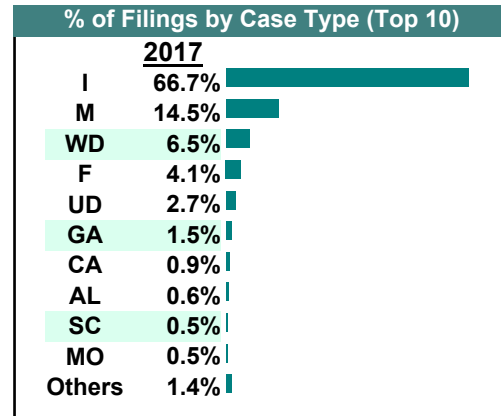
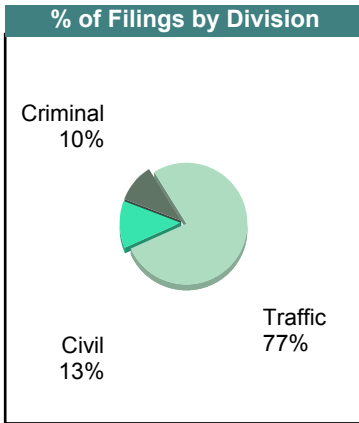
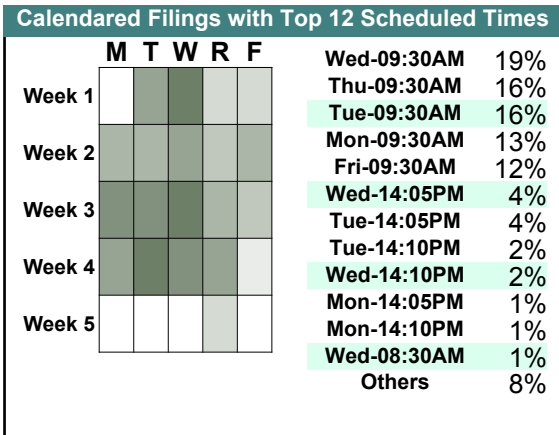
		<u>Filings</u>	<u>Hearings</u>	<u>Transactions</u>	<u>Concluded</u>	<u>Cont</u>
<u>Criminal</u>						
Capias	CA	92	319	319	109	210
Civil Violation	CV	13	13	15	14	1
Felony	F	782	3,848	3,848	1,008	2,840
Misdemeanor	M	1,494	3,465	3,520	1,517	2,003
Motion	MO	34	35	35	34	1
Show Cause	SC	38	70	70	32	38
Criminal Total		2,453	7,750	7,807	2,714	5,093
<u>Traffic</u>						
Capias	CA	129	310	310	133	177
Civil Violation	CV	56	170	170	57	113
Felony	F	32	169	169	48	121
Infraction	I	17,596	12,527	20,088	17,772	2,316
Misdemeanor	M	2,495	5,335	5,338	2,662	2,676
Motion	MO	78	79	79	76	3
Other	O	2	2	2	1	1
Restricted O/L	RL	10	10	10	10	-
Show Cause	SC	77	157	157	63	94
Traffic Total		20,475	18,759	26,323	20,822	5,501
<u>Civil</u>						
Abstract	AJ	8	0	8	8	-
Admin License	AL	170	6	175	169	6
Bond Forfeiture	BF	15	33	45	18	27
Capias	CA	1	1	2	1	1
Counter Claim	CC	16	17	25	17	8
Detinue	DT	6	7	9	4	5
Garnishment	GA	355	59	428	369	59
Impoundment	IM	40	1	41	40	1
Interrogatory	IN	56	62	126	64	62
Motion for Judgment	MJ	2	2	5	3	2
Overweight	OC	9	4	14	10	4
Other	OT	10	15	25	15	10
Protective Order	PO	9	5	18	13	5
Prelim Prot Order	PP	17	0	17	17	-
Petition-Restore Arms	PR	1	1	1	0	1
Show Cause	SC	32	21	47	31	16
Tenants Assertion	TA	5	7	9	3	6
Third Party Claim	TH	1	1	1	0	1
Unlawful Detainer	UD	594	526	844	591	253
Warrant in Debt	WD	1,704	1,906	2,726	1,774	952
Zoning Viol	ZO	1	5	6	1	5
Civil Total		3,052	2,679	4,572	3,148	1,424
Fairfax Totals		25,980	29,188	38,702	26,684	12,018



CASELOAD STATISTICS OF THE GENERAL DISTRICT COURTS

August 2017

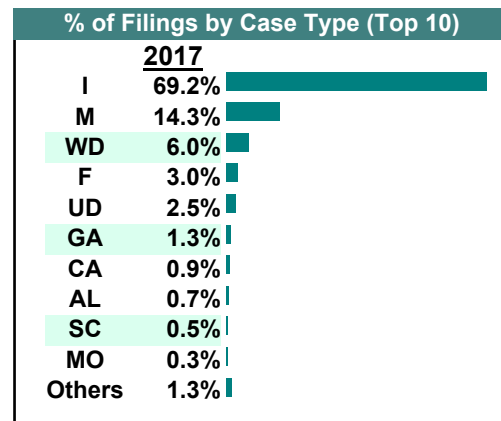
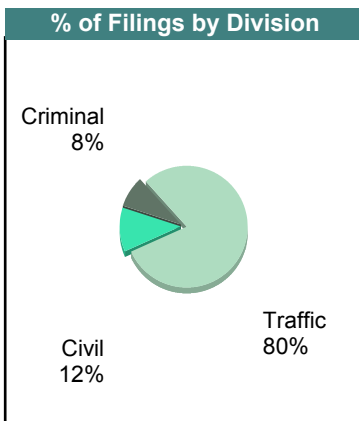
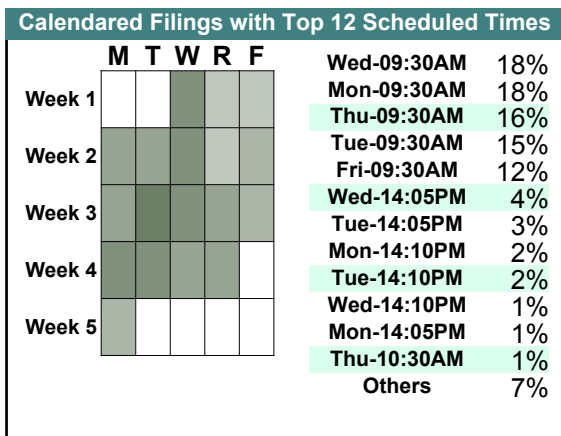
		<u>Filings</u>	<u>Hearings</u>	<u>Transactions</u>	<u>Concluded</u>	<u>Cont</u>
<u>Criminal</u>						
Capias	CA	124	319	319	107	212
Civil Violation	CV	7	11	14	11	3
Felony	F	987	3,805	3,805	824	2,981
Misdemeanor	M	1,351	3,127	3,191	1,292	1,899
Motion	MO	34	36	36	34	2
Show Cause	SC	38	75	75	36	39
Criminal Total		2,541	7,373	7,440	2,304	5,136
<u>Traffic</u>						
Capias	CA	106	260	260	96	164
Civil Violation	CV	35	131	131	44	87
Felony	F	36	169	169	30	139
Infraction	I	16,637	11,694	18,888	16,343	2,544
Misdemeanor	M	2,259	4,837	4,842	2,228	2,614
Motion	MO	92	96	96	92	3
Other	O	1	1	1	1	-
Restricted O/L	RL	17	17	17	17	-
Show Cause	SC	58	119	119	46	73
Traffic Total		19,241	17,324	24,523	18,897	5,624
<u>Civil</u>						
Abstract	AJ	7	0	7	7	-
Admin License	AL	141	5	144	139	5
Bond Forfeiture	BF	66	94	138	47	91
Counter Claim	CC	7	12	20	11	9
Custody Relief	CR	1	0	1	1	-
Detinue	DT	5	7	9	2	7
Garnishment	GA	378	68	465	397	68
Impoundment	IM	36	3	40	37	3
Interrogatory	IN	90	87	167	80	87
Motion for Judgment	MJ	1	1	2	1	1
Overweight	OC	20	3	23	20	3
Other	OT	15	20	28	9	19
Protective Order	PO	22	14	30	16	14
Prelim Prot Order	PP	21	0	21	21	-
Show Cause	SC	32	21	53	33	20
Tenants Assertion	TA	3	6	9	5	4
Unlawful Detainer	UD	682	479	879	649	230
Warrant in Debt	WD	1,611	1,729	2,453	1,641	812
Zoning Viol	ZO	7	7	9	4	5
Civil Total		3,145	2,556	4,498	3,120	1,378
Fairfax Totals		24,927	27,253	36,461	24,321	12,138



CASELOAD STATISTICS OF THE GENERAL DISTRICT COURTS

July 2017

		Filings	Hearings	Transactions	Concluded	Cont
<u>Criminal</u>						
Capias	CA	114	363	363	146	217
Civil Violation	CV	8	12	12	5	7
Felony	F	744	3,030	3,030	848	2,182
Misdemeanor	M	1,249	2,963	3,009	1,322	1,687
Motion	MO	23	24	24	23	1
Show Cause	SC	35	79	79	40	39
Criminal Total		2,173	6,471	6,517	2,384	4,133
<u>Traffic</u>						
Capias	CA	125	315	315	143	172
Civil Violation	CV	34	163	163	61	102
Felony	F	41	147	147	44	103
Infraction	I	17,915	11,947	19,836	17,427	2,409
Misdemeanor	M	2,442	4,958	4,963	2,408	2,555
Motion	MO	66	68	68	66	2
Other	O	1	1	1	1	-
Restricted O/L	RL	8	9	10	8	2
Show Cause	SC	63	130	130	64	66
Traffic Total		20,695	17,738	25,633	20,222	5,411
<u>Civil</u>						
Abstract	AJ	22	0	22	22	-
Admin License	AL	183	4	184	180	3
Bond Forfeiture	BF	41	80	101	28	73
Capias	CA	1	1	1	0	1
Counter Claim	CC	12	13	23	15	8
Custody Relief	CR	0	0	1	1	-
Detinue	DT	6	4	8	5	3
Garnishment	GA	324	76	402	326	76
Impoundment	IM	35	1	35	34	1
Interrogatory	IN	57	65	114	49	65
Motion for Judgment	MJ	3	5	6	3	3
Overweight	OC	54	3	58	55	3
Other	OT	18	18	30	14	16
Protective Order	PO	23	10	27	17	10
Prelim Prot Order	PP	16	0	16	16	-
Show Cause	SC	28	20	41	23	18
Tenants Assertion	TA	1	3	4	1	3
Third Party Claim	TH	0	2	4	2	2
Unlawful Detainer	UD	645	445	814	631	183
Warrant in Debt	WD	1,557	1,690	2,375	1,477	898
Zoning Viol	ZO	1	4	5	2	3
Civil Total		3,027	2,444	4,271	2,901	1,369
Fairfax Totals		25,895	26,653	36,421	25,507	10,913

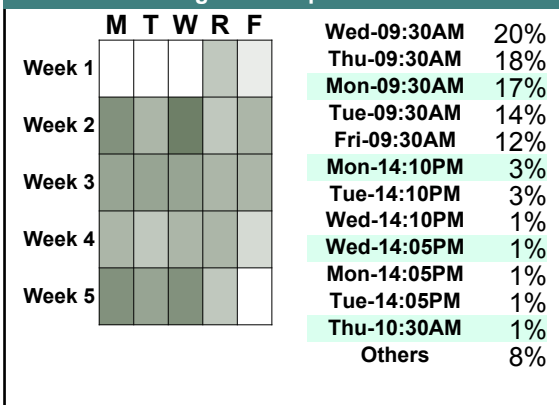


CASELOAD STATISTICS OF THE GENERAL DISTRICT COURTS

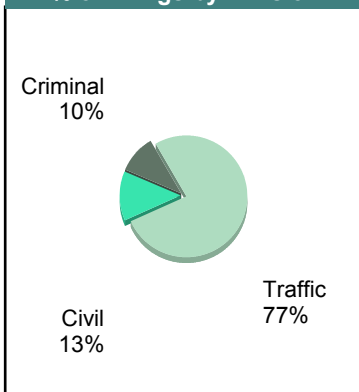
June 2017

		Filings	Hearings	Transactions	Concluded	Cont
<u>Criminal</u>						
Capias	CA	97	308	308	100	208
Civil Violation	CV	11	14	14	11	3
Felony	F	805	3,330	3,330	748	2,582
Misdemeanor	M	1,305	3,219	3,272	1,455	1,817
Motion	MO	29	30	30	29	1
Show Cause	SC	32	65	65	29	36
Criminal Total		2,279	6,966	7,019	2,372	4,647
<u>Traffic</u>						
Capias	CA	120	328	328	132	196
Civil Violation	CV	65	255	255	107	148
Felony	F	31	146	146	30	115
Infraction	I	14,723	9,848	16,850	14,794	2,056
Misdemeanor	M	2,200	5,158	5,161	2,320	2,841
Motion	MO	92	99	99	91	8
Other	O	0	1	1	1	-
Restricted O/L	RL	10	10	10	10	-
Show Cause	SC	48	128	128	60	68
Traffic Total		17,289	15,973	22,978	17,545	5,432
<u>Civil</u>						
Abstract	AJ	9	0	9	9	-
Admin License	AL	145	2	146	144	2
Bond Forfeiture	BF	58	63	98	41	57
Capias	CA	2	0	3	3	-
Counter Claim	CC	20	20	30	14	16
Detinue	DT	3	3	7	5	2
Garnishment	GA	375	63	440	377	63
Impoundment	IM	35	1	37	36	1
Interrogatory	IN	81	69	144	75	69
Motion for Judgment	MJ	3	8	8	1	7
Overweight	OC	14	6	16	10	6
Other	OT	13	20	29	13	16
Protective Order	PO	16	5	26	21	5
Prelim Prot Order	PP	20	0	20	20	-
Show Cause	SC	30	17	52	35	17
Tenants Assertion	TA	2	8	9	4	5
Third Party Claim	TH	0	0	1	1	-
Unlawful Detainer	UD	621	451	836	642	194
Warrant in Debt	WD	1,515	1,706	2,492	1,593	899
Zoning Viol	ZO	5	5	6	3	3
Civil Total		2,967	2,447	4,409	3,047	1,362
Fairfax Totals		22,535	25,386	34,406	22,964	11,441

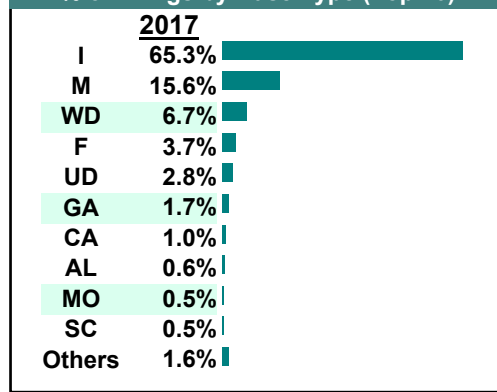
Calendared Filings with Top 12 Scheduled Times



% of Filings by Division



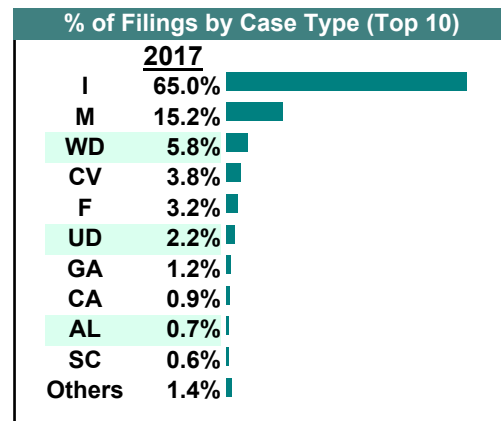
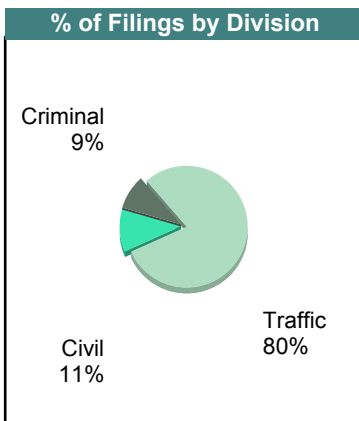
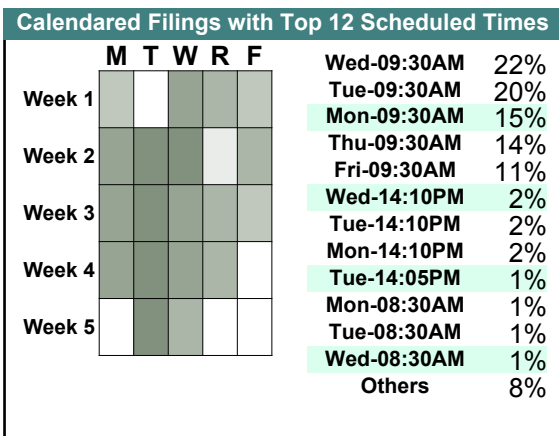
% of Filings by Case Type (Top 10)



CASELOAD STATISTICS OF THE GENERAL DISTRICT COURTS

May 2017

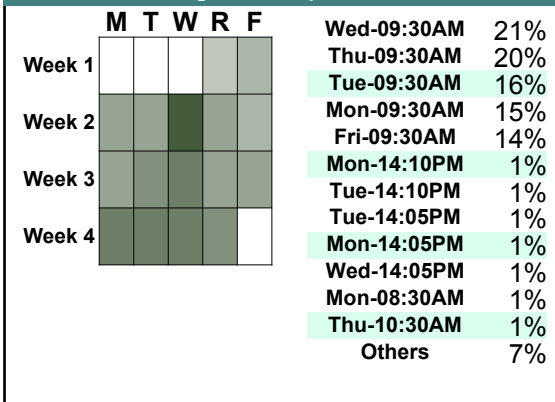
		Filings	Hearings	Transactions	Concluded	Cont
<u>Criminal</u>						
Capias	CA	105	334	334	90	244
Civil Violation	CV	6	11	11	4	7
Felony	F	777	3,404	3,404	847	2,557
Misdemeanor	M	1,377	3,309	3,372	1,417	1,955
Motion	MO	31	32	32	31	1
Show Cause	SC	41	92	92	44	48
Criminal Total		2,337	7,182	7,245	2,433	4,812
<u>Traffic</u>						
Capias	CA	112	282	282	118	164
Civil Violation	CV	966	1,229	1,232	1,030	202
Felony	F	38	184	184	55	129
Infraction	I	16,531	10,498	18,904	16,738	2,166
Misdemeanor	M	2,480	5,267	5,268	2,607	2,661
Motion	MO	61	66	66	62	4
Other	O	1	2	2	2	-
Restricted O/L	RL	10	10	10	10	-
Show Cause	SC	59	136	136	55	81
Traffic Total		20,258	17,674	26,084	20,677	5,407
<u>Civil</u>						
Abstract	AJ	9	0	9	9	-
Admin License	AL	178	4	178	174	4
Bond Forfeiture	BF	15	29	86	64	22
Capias	CA	1	0	2	2	-
Counter Claim	CC	15	18	27	16	11
Detinue	DT	4	1	8	8	-
Garnishment	GA	312	73	378	305	73
Impoundment	IM	48	3	51	48	3
Interrogatory	IN	78	63	151	88	63
Motion for Judgment	MJ	0	2	6	6	-
Overweight	OC	18	2	24	22	2
Other	OT	23	26	41	16	25
Protective Order	PO	18	7	28	21	7
Prelim Prot Order	PP	18	0	18	18	-
Petition-Restore Arms	PR	1	0	1	1	-
Show Cause	SC	40	16	51	35	16
Tenants Assertion	TA	6	6	9	3	6
Third Party Claim	TH	1	3	6	3	3
Unlawful Detainer	UD	562	390	712	542	170
Warrant in Debt	WD	1,484	1,668	2,456	1,533	923
Zoning Viol	ZO	7	7	9	4	5
Civil Total		2,838	2,318	4,251	2,918	1,333
Fairfax Totals		25,433	27,174	37,580	26,028	11,552



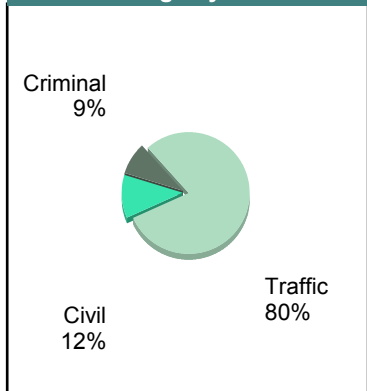
April 2017

		Filings	Hearings	Transactions	Concluded	Cont
<u>Criminal</u>						
Capias	CA	88	306	306	103	203
Civil Violation	CV	3	5	5	3	2
Felony	F	664	2,888	2,888	636	2,252
Misdemeanor	M	1,238	2,973	3,016	1,230	1,786
Motion	MO	31	31	31	31	-
Show Cause	SC	41	83	83	31	52
Criminal Total		2,065	6,286	6,329	2,034	4,295
<u>Traffic</u>						
Capias	CA	123	310	310	115	195
Civil Violation	CV	717	1,021	1,027	813	214
Felony	F	40	132	132	29	103
Infraction	I	15,648	9,151	17,795	15,922	1,873
Misdemeanor	M	2,464	5,017	5,020	2,326	2,694
Motion	MO	66	68	68	65	3
Other	O	5	6	7	6	1
Restricted O/L	RL	16	17	17	17	-
Show Cause	SC	58	133	133	48	85
Traffic Total		19,137	15,855	24,509	19,341	5,168
<u>Civil</u>						
Abstract	AJ	8	0	8	8	-
Admin License	AL	199	1	201	200	1
Bond Forfeiture	BF	42	43	68	25	43
Capias	CA	3	1	3	2	1
Counter Claim	CC	18	20	31	20	11
Detinue	DT	6	3	8	6	2
Garnishment	GA	311	72	370	298	72
Impoundment	IM	44	1	44	43	1
Interrogatory	IN	66	64	108	44	64
Motion for Judgment	MJ	3	4	5	1	4
Overweight	OC	23	4	25	21	4
Other	OT	12	23	28	13	15
Protective Order	PO	10	6	15	9	6
Prelim Prot Order	PP	18	0	18	18	-
Show Cause	SC	25	18	38	22	16
Tenants Assertion	TA	0	2	2	0	2
Third Party Claim	TH	1	2	2	0	2
Unlawful Detainer	UD	554	378	716	555	161
Warrant in Debt	WD	1,416	1,553	2,224	1,402	822
Zoning Viol	ZO	1	1	3	2	1
Civil Total		2,760	2,196	3,917	2,689	1,228
Fairfax Totals		23,962	24,337	34,755	24,064	10,691

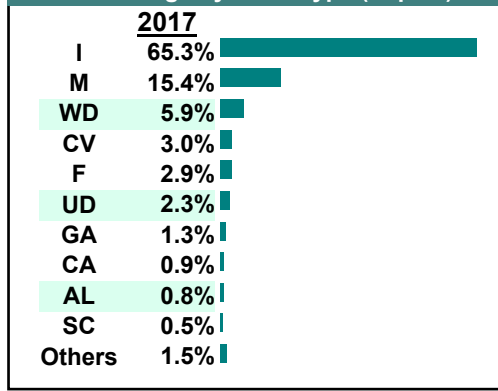
Calendared Filings with Top 12 Scheduled Times



% of Filings by Division



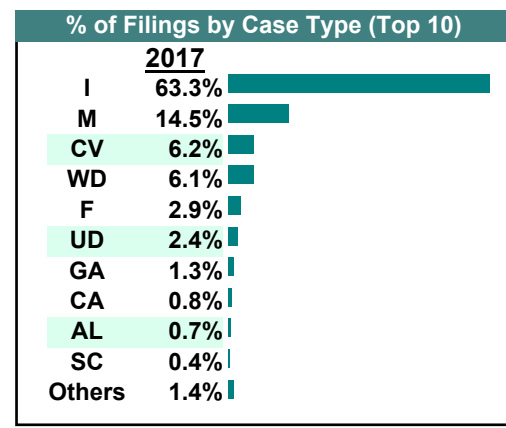
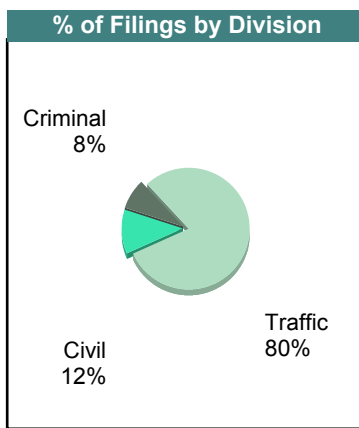
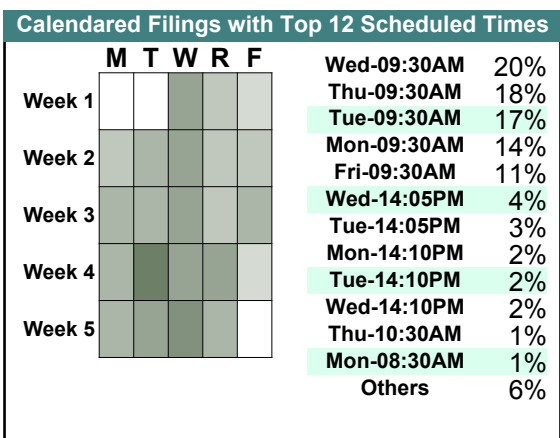
% of Filings by Case Type (Top 10)



CASELOAD STATISTICS OF THE GENERAL DISTRICT COURTS

March 2017

		Filings	Hearings	Transactions	Concluded	Cont
<u>Criminal</u>						
Capias	CA	96	306	306	90	215
Civil Violation	CV	4	6	6	5	1
Felony	F	798	3,475	3,475	841	2,634
Misdemeanor	M	1,367	3,409	3,451	1,275	2,176
Motion	MO	12	14	14	12	2
Show Cause	SC	31	56	56	19	37
Criminal Total		2,308	7,266	7,308	2,242	5,065
<u>Traffic</u>						
Capias	CA	131	324	324	145	179
Civil Violation	CV	1,759	2,099	2,101	1,751	350
Felony	F	31	165	165	38	127
Infraction	I	17,953	12,302	21,100	18,506	2,594
Misdemeanor	M	2,758	5,626	5,629	2,684	2,945
Motion	MO	91	97	97	92	5
Other	O	8	7	9	6	3
Restricted O/L	RL	14	16	16	14	2
Show Cause	SC	42	121	121	54	67
Traffic Total		22,787	20,757	29,562	23,290	6,272
<u>Civil</u>						
Abstract	AJ	7	0	7	7	-
Admin License	AL	189	1	191	190	1
Bond Forfeiture	BF	34	39	70	35	35
Capias	CA	5	2	10	8	2
Counter Claim	CC	16	24	32	17	15
Custody Relief	CR	1	1	1	0	1
Detinue	DT	19	20	38	28	10
Garnishment	GA	356	69	419	350	69
Impoundment	IM	74	1	75	74	1
Interrogatory	IN	67	71	148	77	71
Motion for Judgment	MJ	0	3	6	3	3
Overweight	OC	8	3	13	10	3
Other	OT	7	14	27	20	7
Protective Order	PO	19	13	26	13	13
Prelim Prot Order	PP	18	0	18	18	-
Show Cause	SC	54	21	68	47	21
Tenants Assertion	TA	1	4	4	2	2
Third Party Claim	TH	4	5	6	1	5
Unlawful Detainer	UD	680	486	932	716	216
Warrant in Debt	WD	1,725	1,808	2,687	1,717	970
Zoning Viol	ZO	0	2	4	2	2
Civil Total		3,284	2,587	4,782	3,335	1,447
Fairfax Totals		28,379	30,610	41,652	28,867	12,784



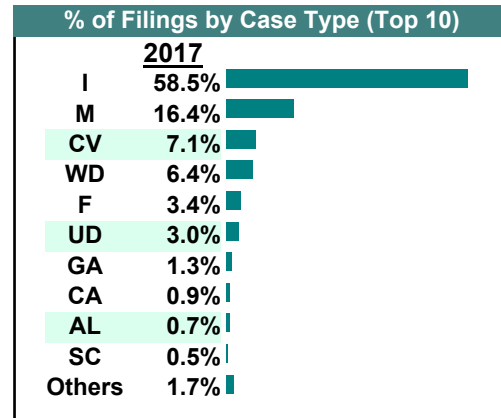
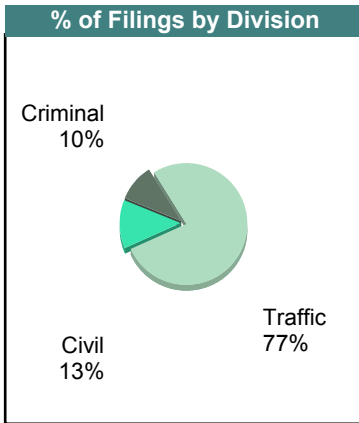
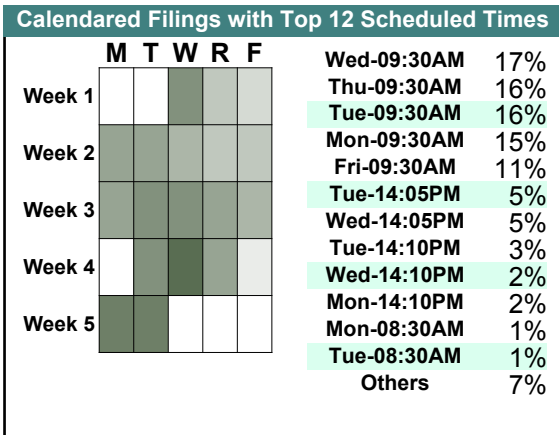
CASELOAD STATISTICS OF THE GENERAL DISTRICT COURTS

February 2017

Fairfax

District: 19

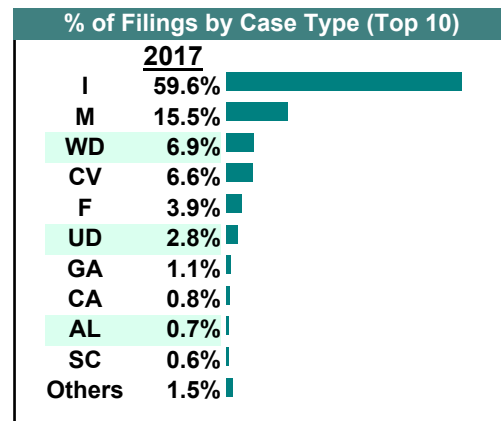
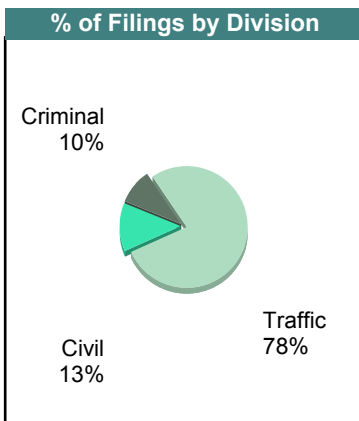
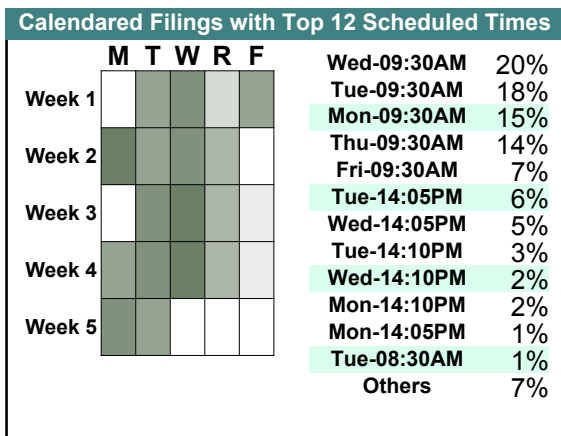
		Filings	Hearings	Transactions	Concluded	Cont
<u>Criminal</u>						
Capias	CA	100	329	329	96	233
Civil Violation	CV	6	12	12	6	6
Felony	F	715	3,139	3,139	611	2,528
Misdemeanor	M	1,336	3,018	3,083	1,137	1,946
Motion	MO	15	16	16	15	1
Show Cause	SC	32	61	61	29	32
Criminal Total		2,204	6,575	6,640	1,894	4,746
<u>Traffic</u>						
Capias	CA	103	295	295	105	190
Civil Violation	CV	1,555	1,824	1,840	1,502	338
Felony	F	39	139	139	22	117
Infraction	I	12,895	9,203	15,081	12,944	2,137
Misdemeanor	M	2,279	4,667	4,669	2,145	2,524
Motion	MO	76	77	77	75	2
Other	O	4	4	4	3	1
Restricted O/L	RL	6	6	6	5	1
Show Cause	SC	44	147	147	73	74
Traffic Total		17,001	16,362	22,258	16,874	5,384
<u>Civil</u>						
Abstract	AJ	10	0	10	10	-
Admin License	AL	160	1	161	160	1
Bond Forfeiture	BF	42	37	62	27	35
Capias	CA	3	0	4	4	-
Counter Claim	CC	19	23	32	18	14
Custody Relief	CR	1	1	3	3	-
Detinue	DT	17	10	23	13	10
Garnishment	GA	296	73	383	310	73
Impoundment	IM	44	1	46	45	1
Interrogatory	IN	56	45	126	81	45
Motion for Judgment	MJ	2	3	3	0	3
Overweight	OC	11	2	13	11	2
Other	OT	16	17	29	15	14
Protective Order	PO	20	5	24	19	5
Prelim Prot Order	PP	22	0	22	22	-
Show Cause	SC	29	7	51	45	6
Tenants Assertion	TA	4	6	7	2	5
Third Party Claim	TH	1	1	2	1	1
Unlawful Detainer	UD	651	451	858	675	183
Warrant in Debt	WD	1,420	1,496	2,227	1,425	802
Zoning Viol	ZO	3	4	6	2	4
Civil Total		2,827	2,183	4,092	2,888	1,204
Fairfax Totals		22,032	25,120	32,990	21,656	11,334



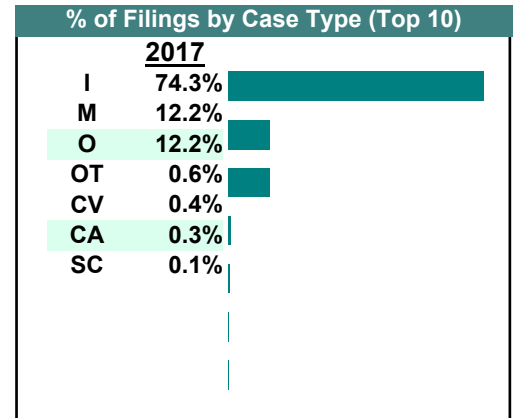
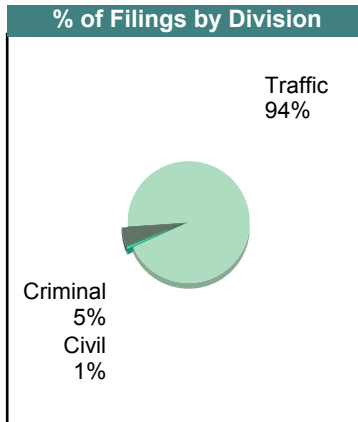
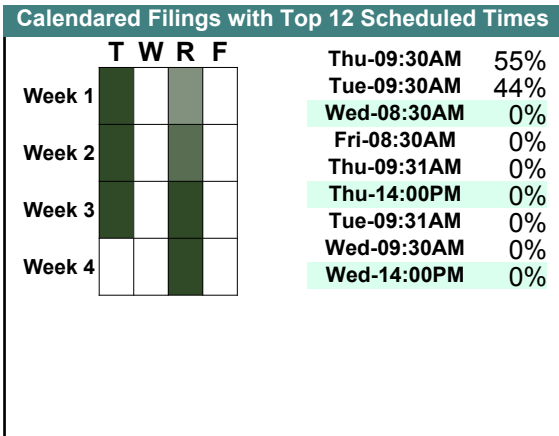
CASELOAD STATISTICS OF THE GENERAL DISTRICT COURTS

January 2017

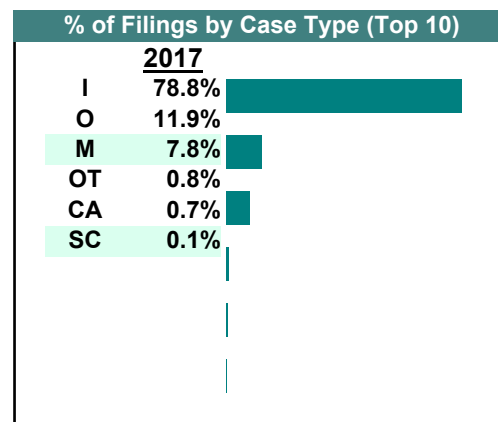
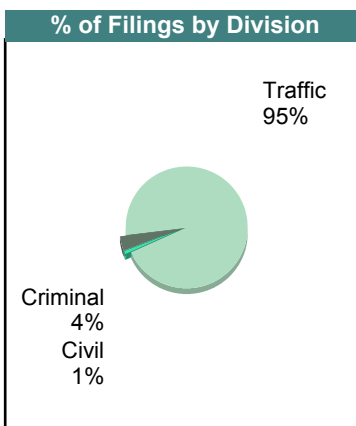
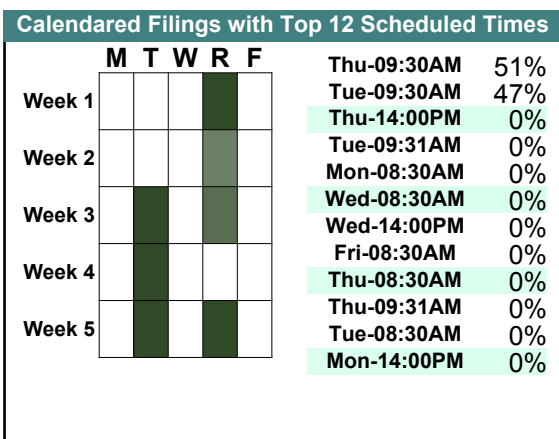
		<u>Filings</u>	<u>Hearings</u>	<u>Transactions</u>	<u>Concluded</u>	<u>Cont</u>
<u>Criminal</u>						
Capias	CA	96	278	278	87	191
Civil Violation	CV	3	3	3	1	2
Felony	F	900	3,253	3,253	619	2,634
Misdemeanor	M	1,264	2,937	2,988	1,134	1,854
Motion	MO	19	19	19	19	-
Show Cause	SC	34	53	53	17	36
Criminal Total		2,316	6,543	6,594	1,877	4,717
<u>Traffic</u>						
Capias	CA	96	284	284	85	199
Civil Violation	CV	1,590	1,819	1,832	1,545	287
Felony	F	39	150	150	28	122
Infraction	I	14,429	10,807	17,559	15,266	2,293
Misdemeanor	M	2,497	4,954	4,957	2,611	2,346
Motion	MO	69	77	77	71	6
Other	O	1	1	1	1	-
Restricted O/L	RL	6	6	6	6	-
Show Cause	SC	80	162	162	64	98
Traffic Total		18,807	18,260	25,028	19,677	5,351
<u>Civil</u>						
Abstract	AJ	15	0	15	15	-
Admin License	AL	174	0	174	174	-
Bond Forfeiture	BF	31	24	61	37	24
Capias	CA	4	4	7	3	4
Counter Claim	CC	12	20	27	9	18
Custody Relief	CR	0	0	4	4	-
Detinue	DT	8	8	11	5	6
Garnishment	GA	258	57	332	275	57
Impoundment	IM	79	1	79	78	1
Interrogatory	IN	67	82	142	60	82
Motion for Judgment	MJ	6	9	11	4	7
Overweight	OC	7	2	10	8	2
Other	OT	14	11	19	9	10
Protective Order	PO	10	1	14	13	1
Prelim Prot Order	PP	18	0	18	18	-
Show Cause	SC	23	19	50	32	18
Tenants Assertion	TA	6	8	12	6	6
Third Party Claim	TH	5	4	5	4	1
Unlawful Detainer	UD	673	521	907	679	228
Warrant in Debt	WD	1,666	1,756	2,568	1,588	980
Zoning Viol	ZO	2	5	7	6	1
Civil Total		3,078	2,532	4,473	3,027	1,446
Fairfax Totals		24,201	27,335	36,095	24,581	11,514



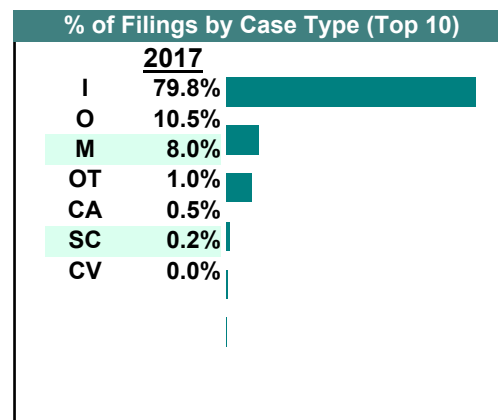
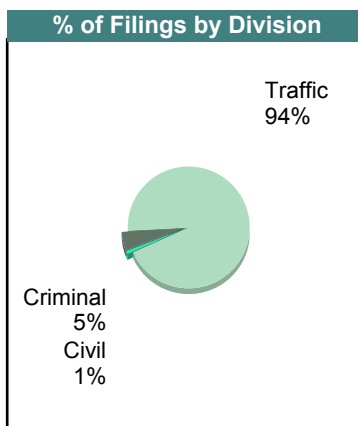
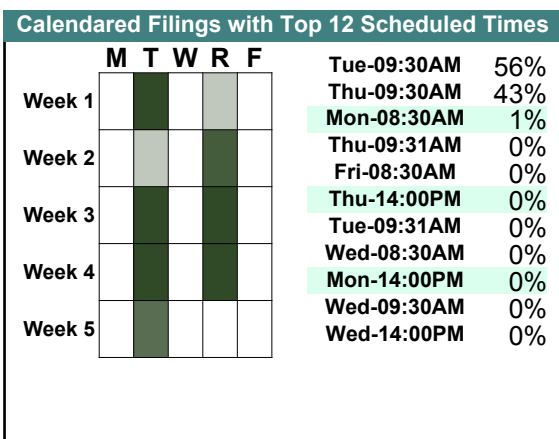
		Filings	Hearings	Transactions	Concluded	Cont
<u>Criminal</u>						
Capias	CA	1	3	3	2	1
Misdemeanor	M	38	61	62	29	33
Show Cause	SC	0	1	1	1	-
Criminal Total		39	65	66	32	34
<u>Traffic</u>						
Capias	CA	1	1	1	0	1
Civil Violation	CV	3	4	4	2	2
Infraction	I	586	307	635	570	65
Misdemeanor	M	58	74	74	39	35
Other	O	96	80	126	114	12
Show Cause	SC	1	3	3	0	3
Traffic Total		745	469	843	725	118
<u>Civil</u>						
Other	OT	5	0	5	5	-
Civil Total		5	0	5	5	0
Fairfax City Totals		789	534	914	762	152



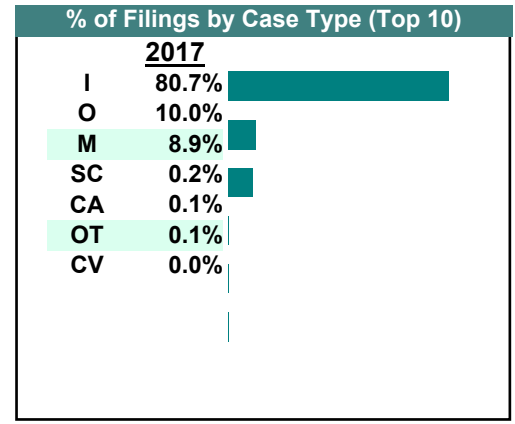
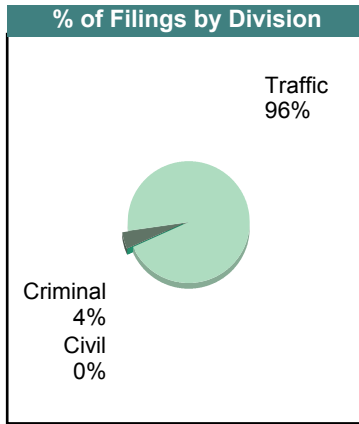
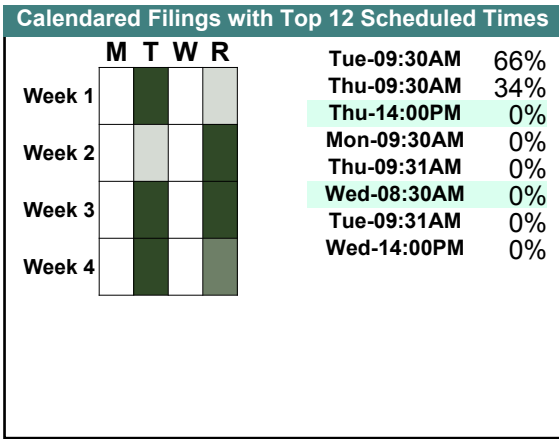
		<u>Filings</u>	<u>Hearings</u>	<u>Transactions</u>	<u>Concluded</u>	<u>Cont</u>
<u>Criminal</u>						
Capias	CA	3	4	4	0	4
Misdemeanor	M	33	69	70	31	39
Show Cause	SC	0	1	1	0	1
Criminal Total		36	74	75	31	44
<u>Traffic</u>						
Capias	CA	3	4	4	2	2
Infraction	I	718	396	791	731	60
Misdemeanor	M	38	76	76	56	20
Other	O	108	57	119	111	8
Show Cause	SC	1	1	1	0	1
Traffic Total		868	534	991	900	91
<u>Civil</u>						
Other	OT	7	0	7	7	-
Civil Total		7	0	7	7	0
Fairfax City Totals		911	608	1,073	938	135



		<u>Filings</u>	<u>Hearings</u>	<u>Transactions</u>	<u>Concluded</u>	<u>Cont</u>
<u>Criminal</u>						
Capias	CA	2	4	4	2	2
Misdemeanor	M	38	62	64	36	28
Criminal Total		40	66	68	38	30
<u>Traffic</u>						
Capias	CA	2	4	4	3	1
Civil Violation	CV	0	1	1	0	1
Infraction	I	668	383	747	682	65
Misdemeanor	M	29	67	67	40	27
Other	O	88	59	96	63	33
Show Cause	SC	2	2	2	0	2
Traffic Total		789	516	917	788	129
<u>Civil</u>						
Other	OT	8	0	8	8	-
Civil Total		8	0	8	8	0
Fairfax City Totals		837	582	993	834	159




		Filings	Hearings	Transactions	Concluded	Cont
<u>Criminal</u>						
Capias	CA	1	2	2	0	2
Misdemeanor	M	44	66	71	41	30
Show Cause	SC	1	1	1	0	1
Criminal Total		46	69	74	41	33
<u>Traffic</u>						
Capias	CA	0	2	2	0	2
Civil Violation	CV	0	1	1	0	1
Infraction	I	843	458	922	837	85
Misdemeanor	M	49	79	79	35	44
Other	O	105	53	111	105	6
Show Cause	SC	1	5	5	4	1
Traffic Total		998	598	1,120	981	139
<u>Civil</u>						
Other	OT	1	0	1	1	-
Civil Total		1	0	1	1	0
Fairfax City Totals		1,045	667	1,195	1,023	172

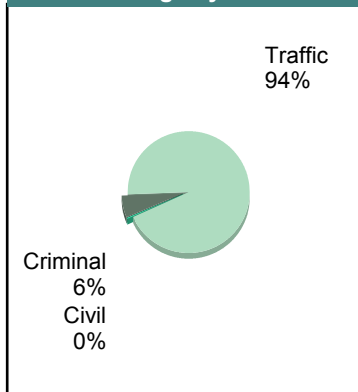


		Filings	Hearings	Transactions	Concluded	Cont
<u>Criminal</u>						
Capias	CA	1	6	6	5	1
Misdemeanor	M	40	70	71	41	30
Show Cause	SC	1	2	2	1	1
Criminal Total		42	78	79	47	32
<u>Traffic</u>						
Capias	CA	0	5	5	4	1
Civil Violation	CV	1	3	3	2	1
Infraction	I	547	314	637	563	73
Misdemeanor	M	41	70	70	37	31
Other	O	76	35	78	71	7
Show Cause	SC	1	3	3	0	3
Traffic Total		666	430	796	677	116
<u>Civil</u>						
Other	OT	1	0	1	1	-
Civil Total		1	0	1	1	0
Fairfax City Totals		709	508	876	725	148

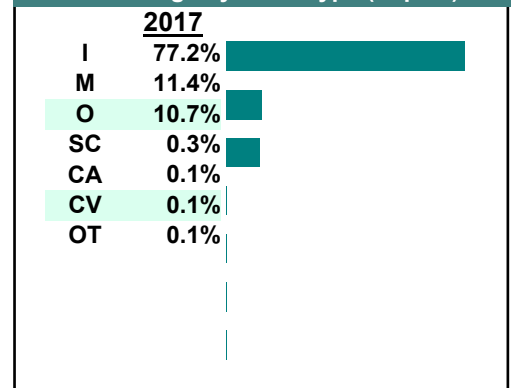
Calendared Filings with Top 12 Scheduled Times



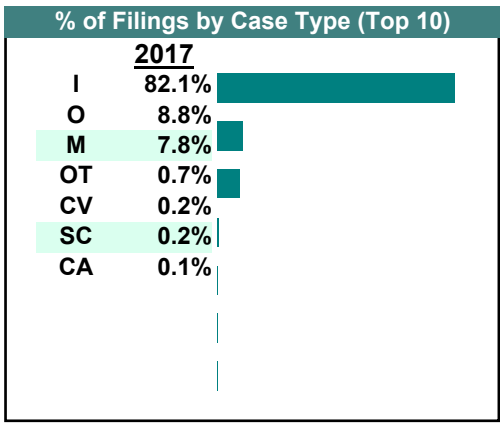
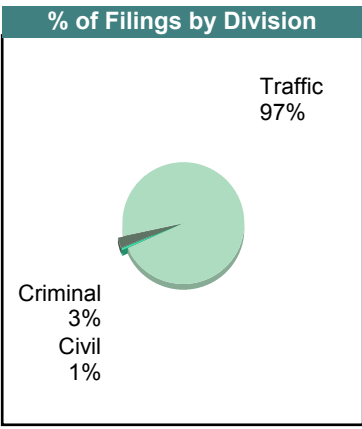
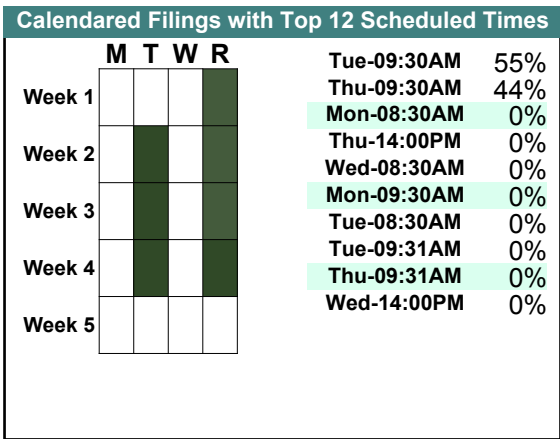
% of Filings by Division



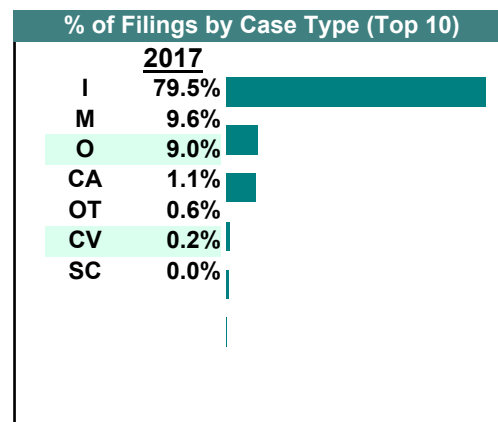
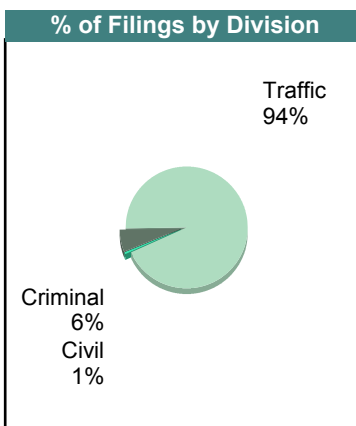
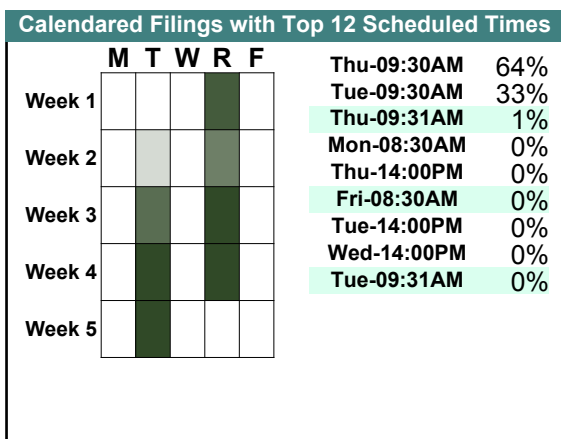
% of Filings by Case Type (Top 10)



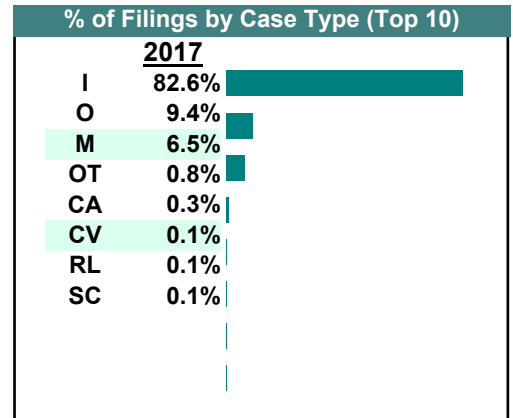
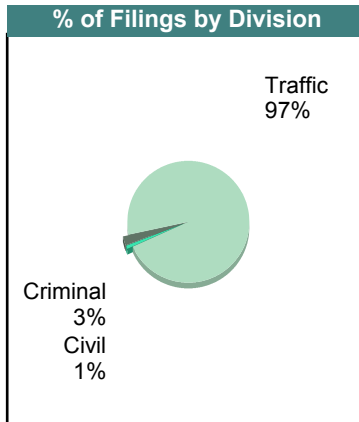
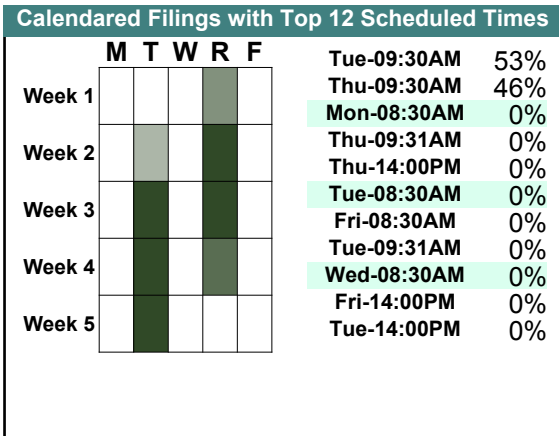
		<u>Filings</u>	<u>Hearings</u>	<u>Transactions</u>	<u>Concluded</u>	<u>Cont</u>
<u>Criminal</u>						
Capias	CA	1	5	5	2	3
Misdemeanor	M	23	40	41	20	21
Criminal Total		24	45	46	22	24
<u>Traffic</u>						
Capias	CA	0	5	5	4	1
Civil Violation	CV	2	2	2	1	1
Infraction	I	727	390	793	707	86
Misdemeanor	M	46	77	77	47	30
Other	O	78	33	84	81	3
Show Cause	SC	2	2	2	1	1
Traffic Total		855	509	963	841	122
<u>Civil</u>						
Other	OT	6	0	6	6	-
Civil Total		6	0	6	6	0
Fairfax City Totals		885	554	1,015	869	146



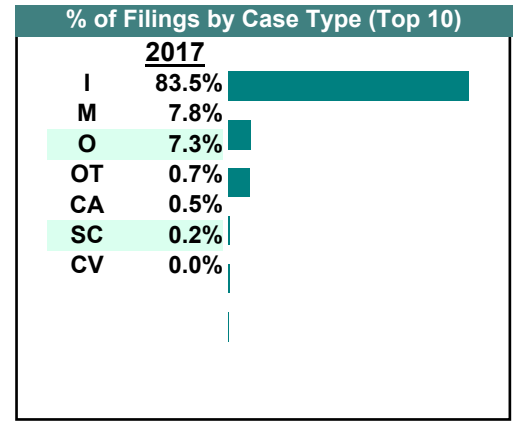
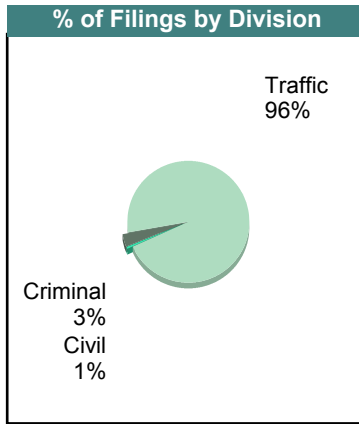
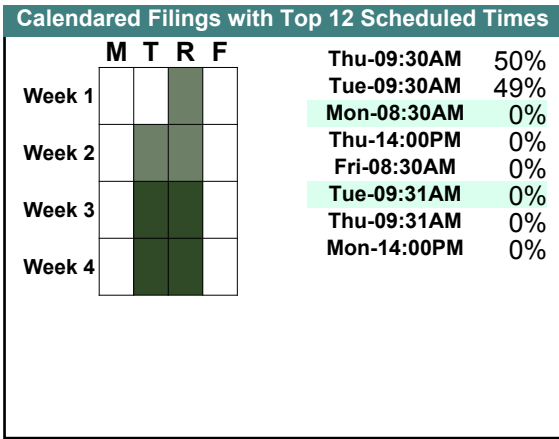
		<u>Filings</u>	<u>Hearings</u>	<u>Transactions</u>	<u>Concluded</u>	<u>Cont</u>
<u>Criminal</u>						
Capias	CA	4	4	4	0	4
Misdemeanor	M	32	51	54	32	22
Criminal Total		36	55	58	32	26
<u>Traffic</u>						
Capias	CA	3	9	9	4	5
Civil Violation	CV	1	2	2	0	2
Infraction	I	496	264	593	540	53
Misdemeanor	M	28	62	62	36	26
Other	O	56	32	68	63	5
Show Cause	SC	0	3	3	1	2
Traffic Total		584	372	737	644	93
<u>Civil</u>						
Other	OT	4	0	4	4	-
Civil Total		4	0	4	4	0
Fairfax City Totals		624	427	799	680	119



		Filings	Hearings	Transactions	Concluded	Cont
<u>Criminal</u>						
Capias	CA	1	3	3	1	2
Misdemeanor	M	22	45	46	23	23
Criminal Total		23	48	49	24	25
<u>Traffic</u>						
Capias	CA	2	6	6	1	5
Civil Violation	CV	1	4	4	3	1
Infraction	I	722	401	785	673	112
Misdemeanor	M	35	71	71	40	31
Other	O	82	42	84	73	11
Restricted O/L	RL	1	1	1	1	-
Show Cause	SC	1	4	4	1	3
Traffic Total		844	529	955	792	163
<u>Civil</u>						
Other	OT	7	0	7	7	-
Civil Total		7	0	7	7	0
Fairfax City Totals		874	577	1,011	823	188

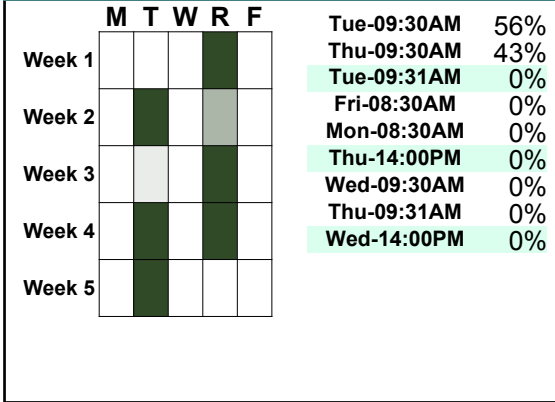


		<u>Filings</u>	<u>Hearings</u>	<u>Transactions</u>	<u>Concluded</u>	<u>Cont</u>
<u>Criminal</u>						
Capias	CA	1	1	1	0	1
Misdemeanor	M	27	54	55	32	23
Show Cause	SC	0	1	1	0	1
Criminal Total		28	56	57	32	25
<u>Traffic</u>						
Capias	CA	3	7	7	1	6
Civil Violation	CV	0	3	3	1	2
Infraction	I	734	389	817	745	72
Misdemeanor	M	42	80	80	38	42
Other	O	64	36	69	65	4
Show Cause	SC	2	4	4	0	4
Traffic Total		845	519	980	850	130
<u>Civil</u>						
Other	OT	6	0	6	6	-
Civil Total		6	0	6	6	0
Fairfax City Totals		879	575	1,043	888	155

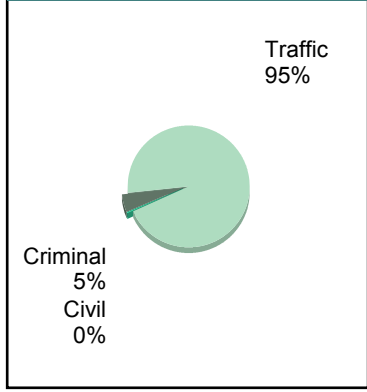


		<u>Filings</u>	<u>Hearings</u>	<u>Transactions</u>	<u>Concluded</u>	<u>Cont</u>
<u>Criminal</u>						
Capias	CA	0	1	1	0	1
Misdemeanor	M	43	72	75	37	38
Criminal Total		43	73	76	37	39
<u>Traffic</u>						
Capias	CA	3	5	5	2	3
Civil Violation	CV	1	1	1	0	1
Infraction	I	702	394	782	711	71
Misdemeanor	M	50	80	80	44	36
Other	O	117	55	128	123	5
Show Cause	SC	0	2	2	1	1
Traffic Total		873	537	998	881	117
<u>Civil</u>						
Other	OT	3	0	3	3	-
Civil Total		3	0	3	3	0
Fairfax City Totals		919	610	1,077	921	156

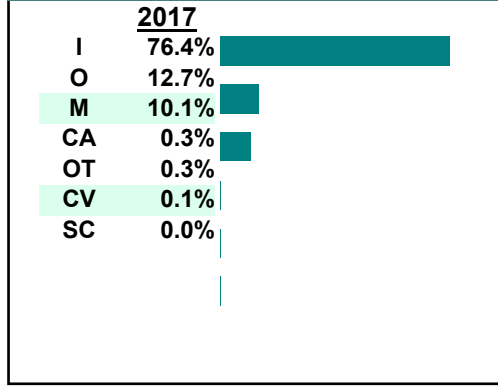
Calendared Filings with Top 12 Scheduled Times



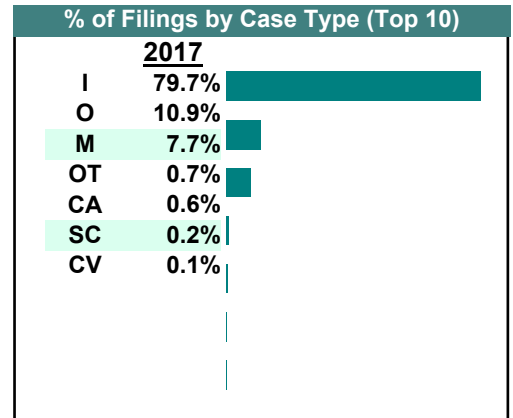
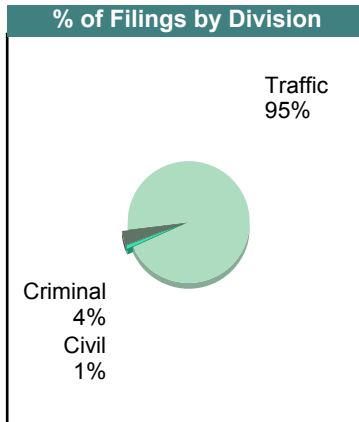
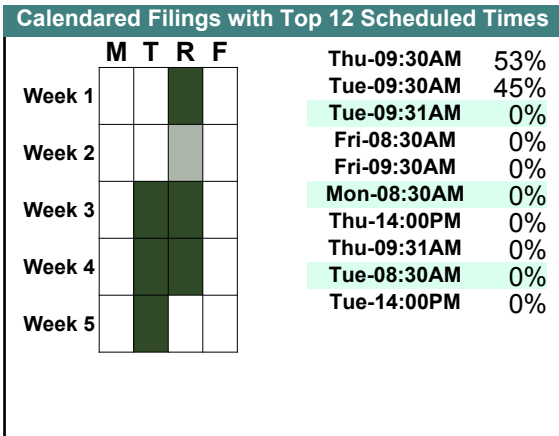
% of Filings by Division



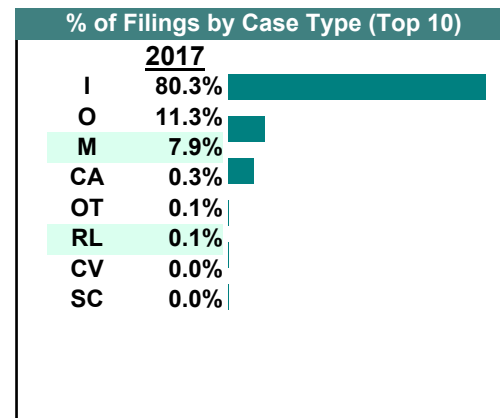
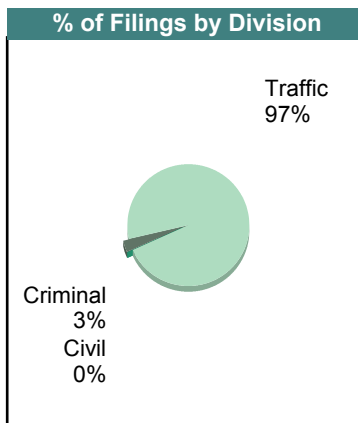
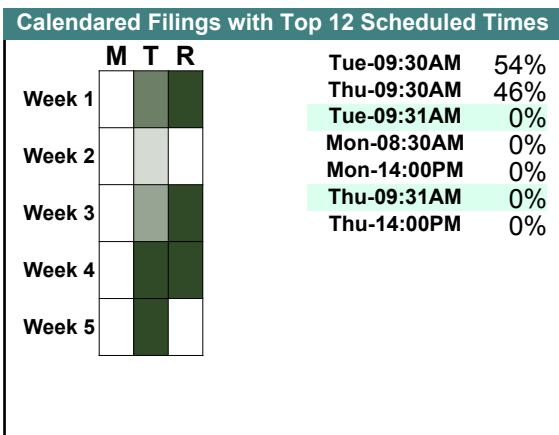
% of Filings by Case Type (Top 10)



		Filings	Hearings	Transactions	Concluded	Cont
<u>Criminal</u>						
Capias	CA	4	6	6	5	1
Misdemeanor	M	30	63	63	38	25
Show Cause	SC	0	2	2	1	1
Criminal Total		34	71	71	44	27
<u>Traffic</u>						
Capias	CA	1	7	7	2	5
Civil Violation	CV	1	5	5	3	2
Infraction	I	681	365	752	669	83
Misdemeanor	M	36	68	68	41	27
Other	O	93	61	104	94	10
Show Cause	SC	2	3	3	0	3
Traffic Total		814	509	939	809	130
<u>Civil</u>						
Other	OT	6	0	6	6	-
Civil Total		6	0	6	6	0
Fairfax City Totals		854	580	1,016	859	157



		Filings	Hearings	Transactions	Concluded	Cont
<u>Criminal</u>						
Capias	CA	3	8	8	5	3
Civil Violation	CV	0	1	1	1	-
Misdemeanor	M	25	60	63	39	24
Show Cause	SC	0	3	3	2	1
Criminal Total		28	72	75	47	28
<u>Traffic</u>						
Capias	CA	0	10	10	2	8
Civil Violation	CV	0	4	4	1	3
Infraction	I	787	443	866	796	70
Misdemeanor	M	52	94	94	59	35
Other	O	111	56	126	115	11
Restricted O/L	RL	1	1	1	1	-
Show Cause	SC	0	3	3	1	2
Traffic Total		951	611	1,104	975	129
<u>Civil</u>						
Other	OT	1	0	1	1	-
Civil Total		1	0	1	1	0
Fairfax City Totals		980	683	1,180	1,023	157



Filings by Court & Division

	<u>Fairfax</u>		<u>Fairfax City</u>		<u>Total</u>
C Misdemeanor	16,208	98%	395	2%	16,603
Felony	9,728	100%	-	0%	9,728
Capias	1,257	98%	22	2%	1,279
Show Cause	471	100%	2	0%	473
Motion	327	100%	-	0%	327
Civil Violation	80	100%	-	0%	80
Total	28,071	99%	419	1%	28,490
T Infraction	192,475	96%	8,211	4%	200,686
Misdemeanor	28,756	98%	504	2%	29,260
Civil Violation	6,911	100%	10	0%	6,921
Capias	1,411	99%	18	1%	1,429
Other	23	2%	1,074	98%	1,097
Motion	887	100%	-	0%	887
Show Cause	690	98%	13	2%	703
Felony	448	100%	-	0%	448
Restricted O/L	121	98%	2	2%	123
Total	231,722	96%	9,832	4%	241,554
V Warrant in Debt	19,347	100%	-	0%	19,347
Unlawful Detainer	7,819	100%	-	0%	7,819
Garnishment	4,049	100%	-	0%	4,049
Admin License	2,093	100%	-	0%	2,093
Interrogatory	789	100%	-	0%	789
Impoundment	564	100%	-	0%	564
Bond Forfeiture	520	100%	-	0%	520
Show Cause	370	100%	-	0%	370
Other	178	76%	55	24%	233
Prelim Prot Order	225	100%	-	0%	225
Overweight	212	100%	-	0%	212
Protective Order	191	100%	-	0%	191
Counter Claim	181	100%	-	0%	181
Abstract	144	100%	-	0%	144
Detinue	112	100%	-	0%	112
Tenants Assertion	41	100%	-	0%	41
Zoning Viol	39	100%	-	0%	39
Capias	27	100%	-	0%	27
Motion for Judgment	27	100%	-	0%	27
Third Party Claim	15	100%	-	0%	15
Custody Relief	7	100%	-	0%	7
Petition-Restore Arms	4	100%	-	0%	4
Total	36,954	100%	55	0%	37,009
Total	296,747	97%	10,306	3%	307,053

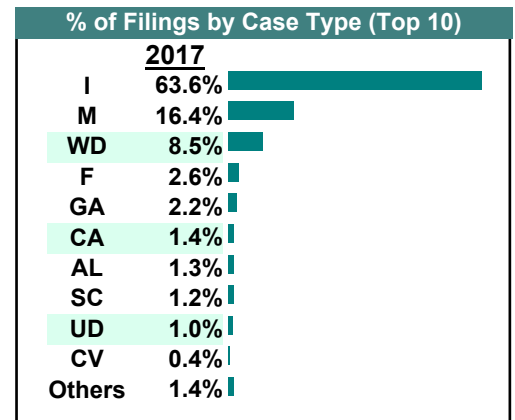
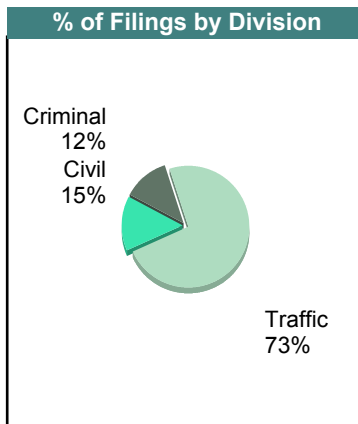
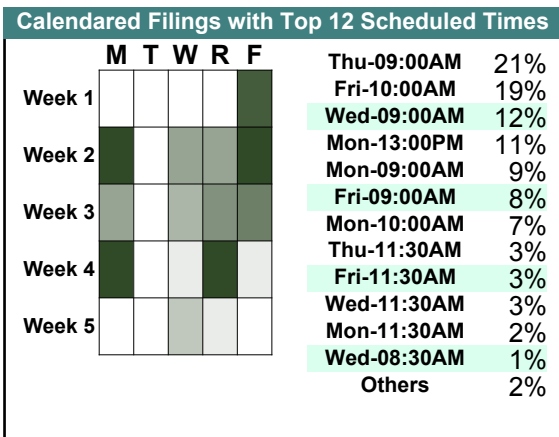
CASELOAD STATISTICS OF THE GENERAL DISTRICT COURTS

December 2017

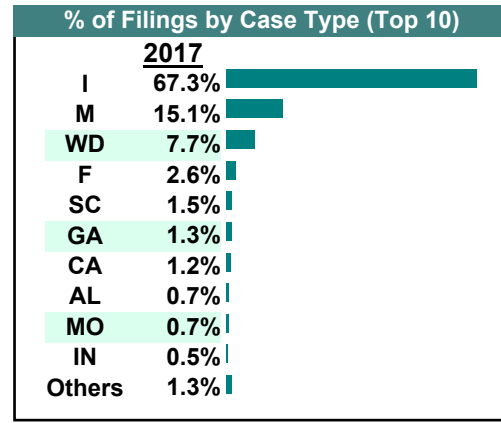
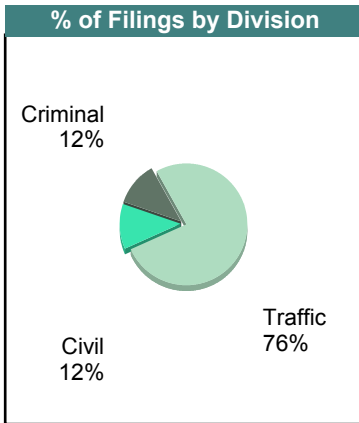
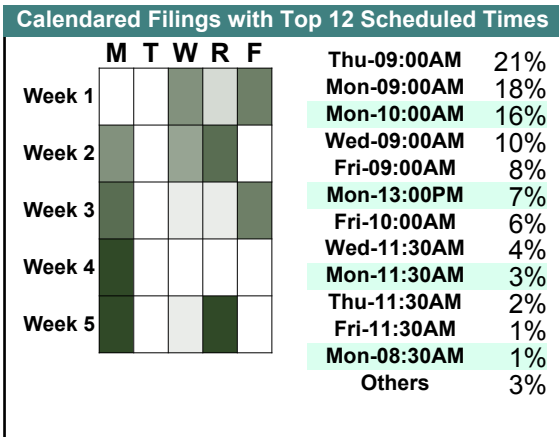
Fauquier

District: 20

		<u>Filings</u>	<u>Hearings</u>	<u>Transactions</u>	<u>Concluded</u>	<u>Cont</u>
<u>Criminal</u>						
Capias	CA	16	40	40	11	29
Civil Violation	CV	6	17	17	4	13
Felony	F	38	104	114	42	70
Misdemeanor	M	109	266	271	89	174
Motion	MO	2	2	2	2	-
Show Cause	SC	15	23	23	3	16
Criminal Total		186	452	467	151	302
<u>Traffic</u>						
Capias	CA	5	23	23	6	17
Felony	F	2	7	8	5	3
Infraction	I	968	414	1,038	981	55
Misdemeanor	M	141	294	294	158	131
Traffic Total		1,116	738	1,363	1,150	206
<u>Civil</u>						
Admin License	AL	20	8	20	12	-
Bond Forfeiture	BF	1	1	1	0	1
Counter Claim	CC	3	1	3	2	1
Detinue	DT	1	2	2	0	2
Garnishment	GA	33	5	35	30	5
Impoundment	IM	2	2	3	1	-
Interrogatory	IN	4	4	7	3	4
Motion for Judgment	MJ	1	0	1	1	-
Overweight	OC	1	0	1	1	-
Other	OT	2	1	2	1	-
Protective Order	PO	2	0	2	2	-
Prelim Prot Order	PP	1	0	1	1	-
Show Cause	SC	4	4	4	0	4
Tenants Assertion	TA	1	2	3	1	2
Unlawful Detainer	UD	15	14	23	18	5
Warrant in Debt	WD	130	134	178	127	50
Civil Total		221	178	286	200	74
Fauquier Totals		1,523	1,368	2,116	1,501	582



		<u>Filings</u>	<u>Hearings</u>	<u>Transactions</u>	<u>Concluded</u>	<u>Cont</u>
<u>Criminal</u>						
Capias	CA	11	42	42	14	25
Civil Violation	CV	4	9	9	3	6
Felony	F	40	131	147	46	99
Misdemeanor	M	117	326	332	120	210
Motion	MO	12	12	12	3	-
Show Cause	SC	17	50	50	26	22
Criminal Total		201	570	592	212	362
<u>Traffic</u>						
Capias	CA	9	25	25	7	17
Felony	F	5	11	12	2	10
Infraction	I	1,150	452	1,207	1,147	59
Misdemeanor	M	141	261	261	134	126
Show Cause	SC	1	2	2	1	1
Traffic Total		1,306	751	1,507	1,291	213
<u>Civil</u>						
Abstract	AJ	3	0	3	3	-
Admin License	AL	12	4	12	8	-
Detinue	DT	1	2	2	2	-
Garnishment	GA	23	2	24	22	2
Impoundment	IM	2	0	2	2	-
Interrogatory	IN	9	6	20	14	6
Other	OT	1	0	1	1	-
Protective Order	PO	3	1	4	3	-
Prelim Prot Order	PP	2	1	3	2	-
Show Cause	SC	7	3	8	5	2
Unlawful Detainer	UD	7	12	12	9	3
Warrant in Debt	WD	132	116	168	117	51
Civil Total		202	147	259	188	64
Fauquier Totals		1,709	1,468	2,358	1,691	639



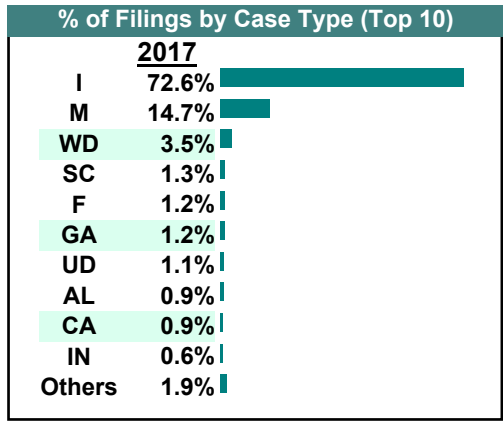
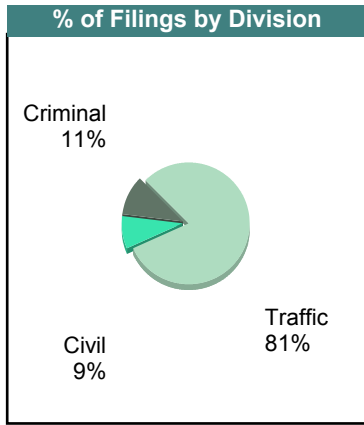
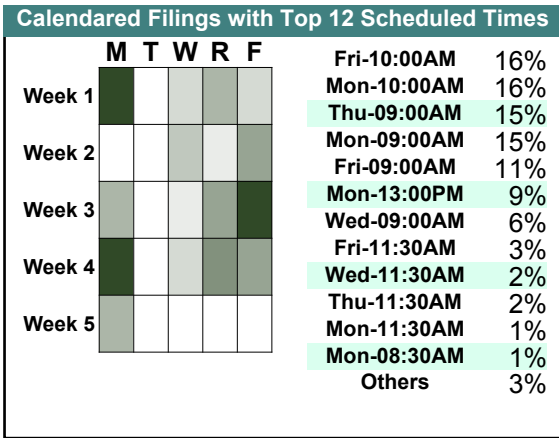
CASELOAD STATISTICS OF THE GENERAL DISTRICT COURTS

October 2017

Fauquier

District: 20

		<u>Filings</u>	<u>Hearings</u>	<u>Transactions</u>	<u>Concluded</u>	<u>Cont</u>
<u>Criminal</u>						
Capias	CA	10	49	49	15	32
Civil Violation	CV	11	19	19	11	8
Felony	F	21	128	142	53	89
Misdemeanor	M	147	330	353	178	172
Motion	MO	8	8	8	5	-
Show Cause	SC	20	54	54	27	27
Criminal Total		217	588	625	289	328
<u>Traffic</u>						
Capias	CA	7	27	27	9	18
Felony	F	4	11	14	3	11
Infraction	I	1,487	591	1,565	1,489	73
Misdemeanor	M	154	289	289	157	131
Motion	MO	1	1	1	0	-
Show Cause	SC	0	5	5	4	-
Traffic Total		1,653	924	1,901	1,662	233
<u>Civil</u>						
Abstract	AJ	3	0	3	3	-
Admin License	AL	19	2	20	18	-
Bond Forfeiture	BF	1	1	1	0	-
Capias	CA	1	1	2	1	1
Counter Claim	CC	1	0	1	1	-
Detinue	DT	0	1	1	0	1
Garnishment	GA	25	2	28	26	2
Impoundment	IM	3	0	3	3	-
Interrogatory	IN	13	13	31	18	13
Other	OT	1	0	1	1	-
Protective Order	PO	4	5	7	3	2
Prelim Prot Order	PP	5	1	5	4	1
Show Cause	SC	7	10	14	5	9
Tenants Assertion	TA	1	1	1	0	1
Unlawful Detainer	UD	22	20	33	24	9
Warrant in Debt	WD	71	60	97	61	35
Civil Total		177	117	248	168	74
Fauquier Totals		2,047	1,629	2,774	2,119	635



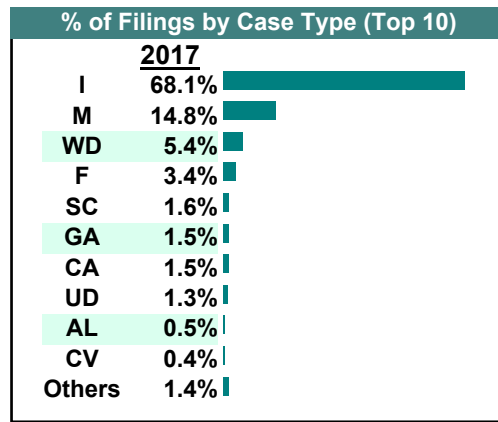
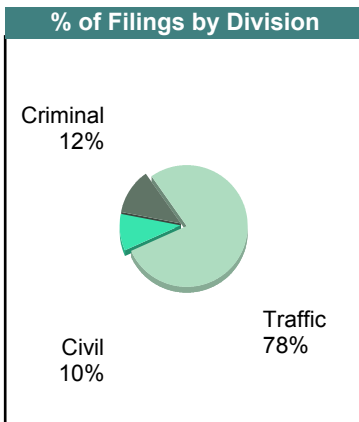
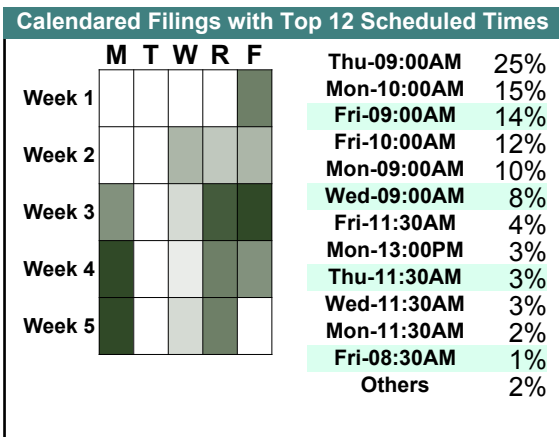
CASELOAD STATISTICS OF THE GENERAL DISTRICT COURTS

September 2017

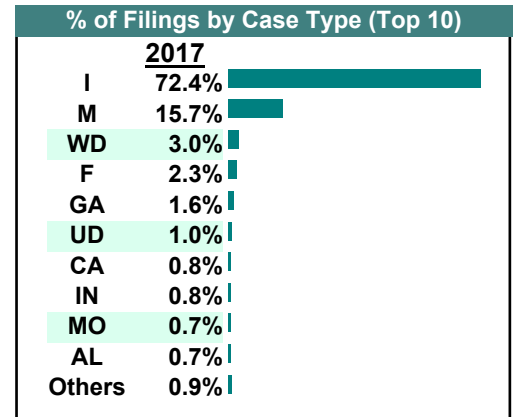
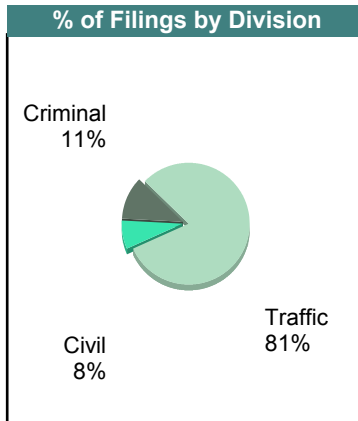
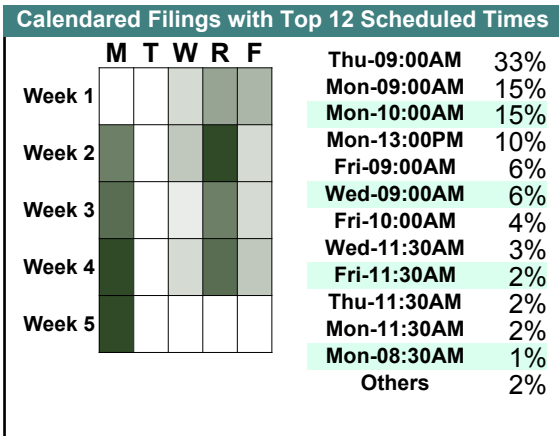
Fauquier

District: 20

		<u>Filings</u>	<u>Hearings</u>	<u>Transactions</u>	<u>Concluded</u>	<u>Cont</u>
<u>Criminal</u>						
Capias	CA	19	39	39	6	33
Civil Violation	CV	8	16	16	11	5
Felony	F	70	179	190	39	149
Misdemeanor	M	127	352	363	148	214
Motion	MO	6	6	6	6	-
Show Cause	SC	30	42	42	11	31
Criminal Total		260	634	656	221	432
<u>Traffic</u>						
Capias	CA	13	40	40	10	30
Felony	F	4	10	13	3	10
Infraction	I	1,476	568	1,540	1,465	74
Misdemeanor	M	194	321	321	169	151
Motion	MO	1	1	1	1	-
Show Cause	SC	5	5	5	1	4
Traffic Total		1,693	945	1,920	1,649	269
<u>Civil</u>						
Abstract	AJ	6	0	6	6	-
Admin License	AL	11	3	11	8	1
Bond Forfeiture	BF	2	2	2	0	-
Capias	CA	0	1	1	0	1
Counter Claim	CC	1	1	1	1	-
Detinue	DT	0	1	2	2	-
Garnishment	GA	33	1	34	33	1
Impoundment	IM	1	1	2	1	-
Interrogatory	IN	3	2	6	4	2
Overweight	OC	2	2	2	0	-
Other	OT	1	1	1	0	-
Protective Order	PO	3	3	3	0	-
Prelim Prot Order	PP	5	0	5	5	-
Unlawful Detainer	UD	28	22	34	27	7
Warrant in Debt	WD	117	114	162	114	48
Civil Total		213	154	272	201	60
Fauquier Totals		2,166	1,733	2,848	2,071	761



		<u>Filings</u>	<u>Hearings</u>	<u>Transactions</u>	<u>Concluded</u>	<u>Cont</u>
<u>Criminal</u>						
Capias	CA	10	45	45	17	28
Civil Violation	CV	6	16	16	7	9
Felony	F	47	141	151	23	127
Misdemeanor	M	162	343	369	143	224
Motion	MO	14	14	14	12	-
Show Cause	SC	4	25	25	8	17
Criminal Total		243	584	620	210	405
<u>Traffic</u>						
Capias	CA	8	22	22	7	15
Felony	F	3	13	16	5	11
Infraction	I	1,546	606	1,610	1,542	67
Misdemeanor	M	173	281	283	174	109
Motion	MO	1	1	1	1	-
Show Cause	SC	0	4	4	0	4
Traffic Total		1,731	927	1,936	1,729	206
<u>Civil</u>						
Admin License	AL	14	5	14	9	-
Bond Forfeiture	BF	0	0	1	1	-
Detinue	DT	1	3	4	2	2
Garnishment	GA	35	3	39	36	3
Impoundment	IM	1	2	2	0	1
Interrogatory	IN	18	10	19	9	10
Overweight	OC	1	0	1	1	-
Other	OT	3	3	5	2	2
Protective Order	PO	3	1	3	2	-
Prelim Prot Order	PP	1	0	1	1	-
Unlawful Detainer	UD	21	24	31	20	11
Warrant in Debt	WD	63	59	86	71	15
Civil Total		161	110	206	154	44
Fauquier Totals		2,135	1,621	2,762	2,093	655



CASELOAD STATISTICS OF THE GENERAL DISTRICT COURTS

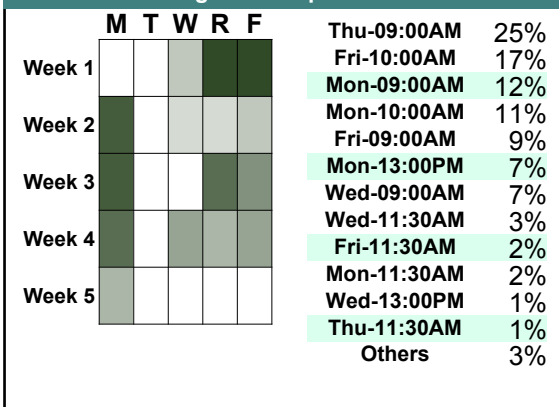
July 2017

Fauquier

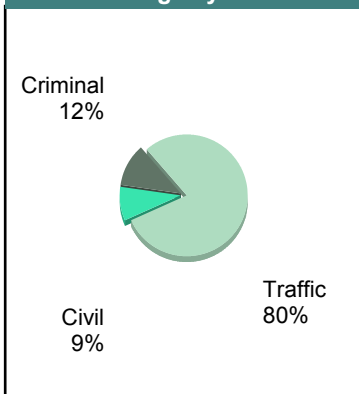
District: 20

		<u>Filings</u>	<u>Hearings</u>	<u>Transactions</u>	<u>Concluded</u>	<u>Cont</u>
<u>Criminal</u>						
Capias	CA	10	38	38	9	29
Civil Violation	CV	15	26	26	15	10
Felony	F	46	115	124	24	100
Misdemeanor	M	160	367	385	127	256
Motion	MO	18	19	19	13	1
Show Cause	SC	12	46	46	27	19
Criminal Total		261	611	638	215	415
<u>Traffic</u>						
Capias	CA	5	15	15	2	13
Civil Violation	CV	0	1	1	1	-
Felony	F	7	15	18	3	15
Infraction	I	1,604	608	1,664	1,587	72
Misdemeanor	M	174	290	291	164	126
Motion	MO	4	6	6	1	2
Show Cause	SC	0	1	1	1	-
Traffic Total		1,794	936	1,996	1,759	228
<u>Civil</u>						
Admin License	AL	15	7	15	8	-
Counter Claim	CC	1	1	1	1	-
Detinue	DT	2	2	2	0	2
Garnishment	GA	19	2	20	18	1
Impoundment	IM	2	1	2	1	-
Interrogatory	IN	2	2	5	3	2
Other	OT	1	0	1	1	-
Protective Order	PO	2	2	3	1	2
Prelim Prot Order	PP	3	0	3	3	-
Show Cause	SC	2	0	2	2	-
Unlawful Detainer	UD	21	26	33	18	15
Warrant in Debt	WD	129	116	169	118	51
Civil Total		199	159	256	174	73
Fauquier Totals		2,254	1,706	2,890	2,148	716

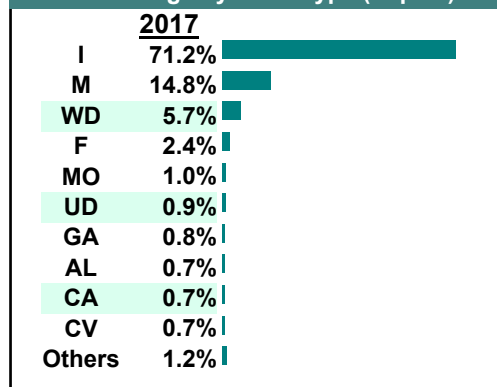
Calendared Filings with Top 12 Scheduled Times



% of Filings by Division



% of Filings by Case Type (Top 10)

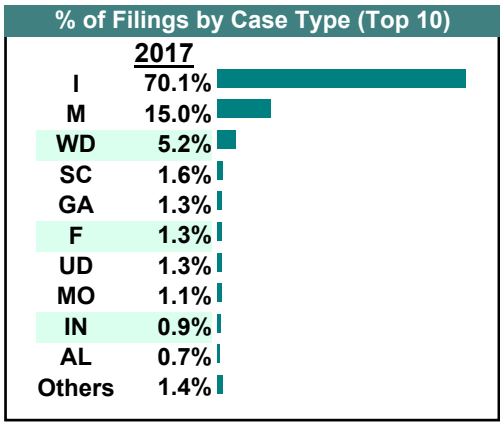
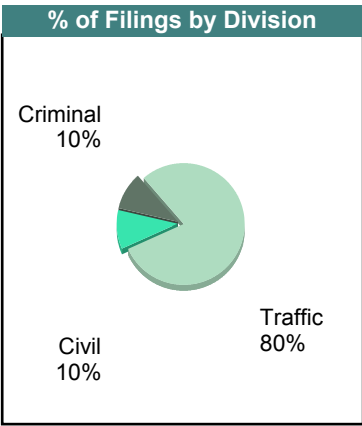
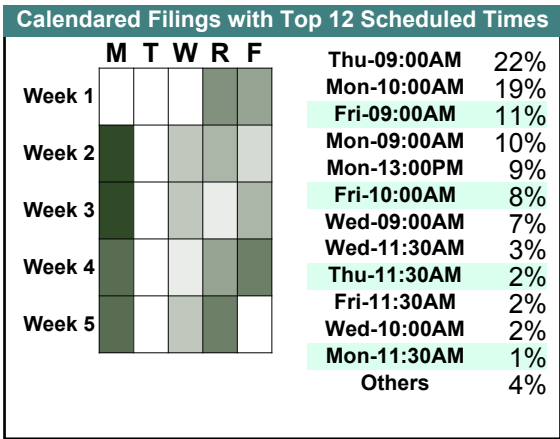


CASELOAD STATISTICS OF THE GENERAL DISTRICT COURTS

June 2017

Fauquier
District: 20

		<u>Filings</u>	<u>Hearings</u>	<u>Transactions</u>	<u>Concluded</u>	<u>Cont</u>
<u>Criminal</u>						
Capias	CA	9	38	38	10	27
Civil Violation	CV	6	20	20	8	12
Felony	F	27	111	120	37	83
Misdemeanor	M	130	298	304	89	214
Motion	MO	19	20	20	19	1
Show Cause	SC	25	49	49	13	34
Criminal Total		216	536	551	176	371
<u>Traffic</u>						
Capias	CA	4	20	20	6	14
Felony	F	1	14	15	3	12
Infraction	I	1,521	557	1,586	1,518	68
Misdemeanor	M	196	319	319	184	135
Motion	MO	5	5	5	5	-
Show Cause	SC	1	3	3	1	2
Traffic Total		1,728	918	1,948	1,717	231
<u>Civil</u>						
Abstract	AJ	1	0	1	1	-
Admin License	AL	16	7	16	9	-
Capias	CA	1	1	1	0	1
Detinue	DT	2	2	2	1	1
Garnishment	GA	29	4	33	29	4
Impoundment	IM	1	0	1	1	-
Interrogatory	IN	20	19	43	24	19
Overweight	OC	0	0	1	1	-
Other	OT	1	1	1	0	-
Protective Order	PO	3	2	4	2	-
Prelim Prot Order	PP	3	0	4	4	-
Show Cause	SC	8	8	16	9	7
Unlawful Detainer	UD	28	26	36	25	11
Warrant in Debt	WD	113	112	157	123	34
Civil Total		226	182	316	229	77
Fauquier Totals		2,170	1,636	2,815	2,122	679



CASELOAD STATISTICS OF THE GENERAL DISTRICT COURTS

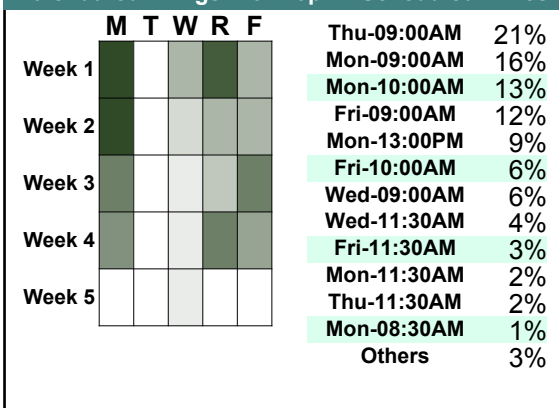
May 2017

Fauquier

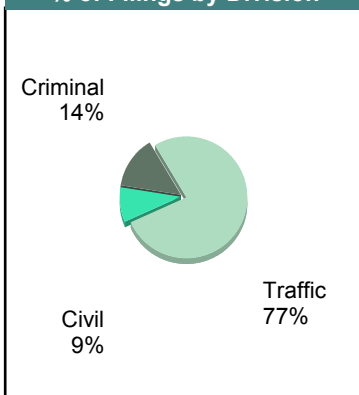
District: 20

		<u>Filings</u>	<u>Hearings</u>	<u>Transactions</u>	<u>Concluded</u>	<u>Cont</u>
<u>Criminal</u>						
Capias	CA	9	39	39	14	25
Civil Violation	CV	9	17	17	4	13
Felony	F	44	115	133	34	99
Misdemeanor	M	130	271	281	107	173
Motion	MO	14	14	14	12	-
Show Cause	SC	22	50	50	21	29
Criminal Total		228	506	534	192	339
<u>Traffic</u>						
Capias	CA	8	20	20	5	15
Civil Violation	CV	0	1	1	0	1
Felony	F	3	7	7	3	4
Infraction	I	1,103	476	1,244	1,188	53
Misdemeanor	M	145	263	263	154	109
Motion	MO	7	7	7	4	-
Show Cause	SC	1	4	4	2	2
Traffic Total		1,267	778	1,546	1,356	184
<u>Civil</u>						
Abstract	AJ	2	0	2	2	-
Admin License	AL	17	3	17	14	-
Counter Claim	CC	0	1	1	1	-
Garnishment	GA	29	2	30	28	2
Impoundment	IM	3	0	3	3	-
Interrogatory	IN	2	2	4	2	2
Overweight	OC	1	1	1	0	1
Other	OT	2	0	2	2	-
Protective Order	PO	2	1	3	2	1
Prelim Prot Order	PP	5	1	5	4	1
Show Cause	SC	1	0	1	1	-
Unlawful Detainer	UD	7	8	12	10	2
Warrant in Debt	WD	79	89	115	83	32
Civil Total		150	108	196	152	41
Fauquier Totals		1,645	1,392	2,276	1,700	564

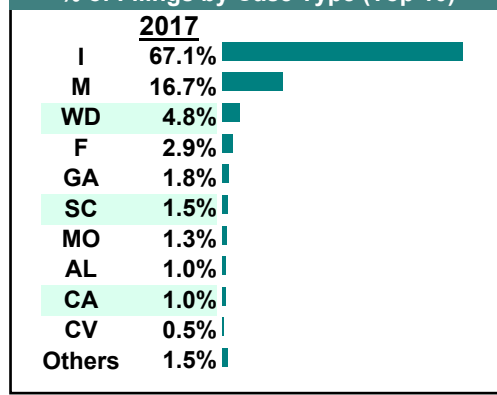
Calendared Filings with Top 12 Scheduled Times



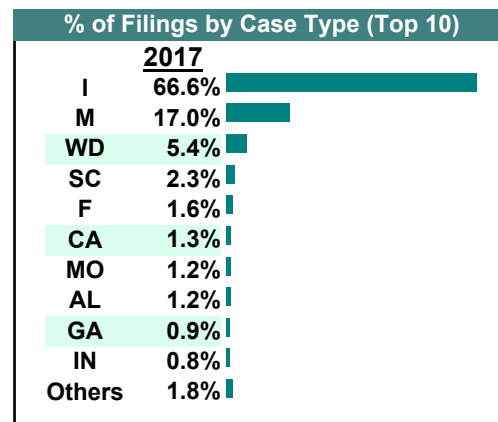
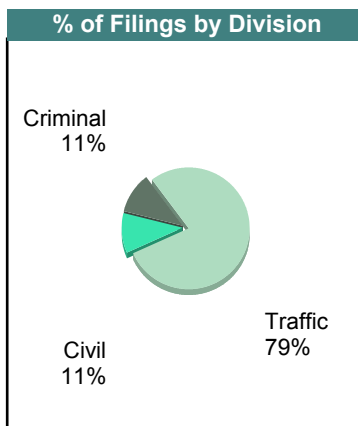
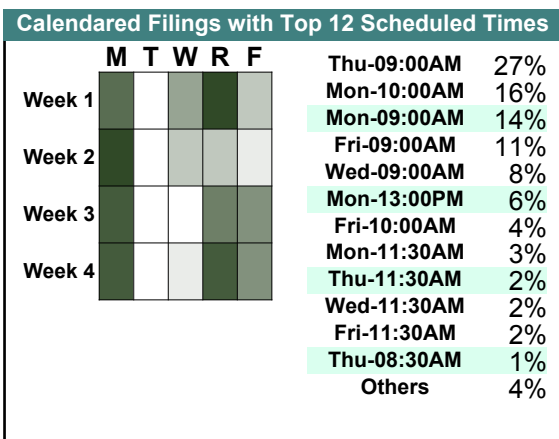
% of Filings by Division



% of Filings by Case Type (Top 10)



		Filings	Hearings	Transactions	Concluded	Cont
<u>Criminal</u>						
Capias	CA	15	60	60	19	41
Civil Violation	CV	4	9	9	3	6
Felony	F	26	113	121	36	85
Misdemeanor	M	99	236	241	103	136
Motion	MO	15	15	15	13	-
Show Cause	SC	25	39	39	10	29
Criminal Total		184	472	485	184	297
<u>Traffic</u>						
Capias	CA	7	30	30	9	21
Civil Violation	CV	1	1	1	0	1
Felony	F	1	9	11	5	6
Infraction	I	1,148	469	1,213	1,072	140
Misdemeanor	M	194	290	290	180	108
Motion	MO	6	6	6	6	-
Show Cause	SC	1	4	4	1	3
Traffic Total		1,358	809	1,555	1,273	279
<u>Civil</u>						
Abstract	AJ	2	0	2	2	-
Admin License	AL	20	7	20	13	-
Bond Forfeiture	BF	1	1	1	0	-
Detinue	DT	0	1	1	0	1
Garnishment	GA	16	3	16	13	3
Impoundment	IM	2	2	3	1	-
Interrogatory	IN	14	20	37	17	18
Other	OT	1	0	1	1	-
Protective Order	PO	4	3	5	2	2
Prelim Prot Order	PP	2	0	2	2	-
Show Cause	SC	13	7	14	7	7
Unlawful Detainer	UD	14	19	22	15	7
Warrant in Debt	WD	94	98	127	88	39
Civil Total		183	161	251	161	77
Fauquier Totals		1,725	1,442	2,291	1,618	653



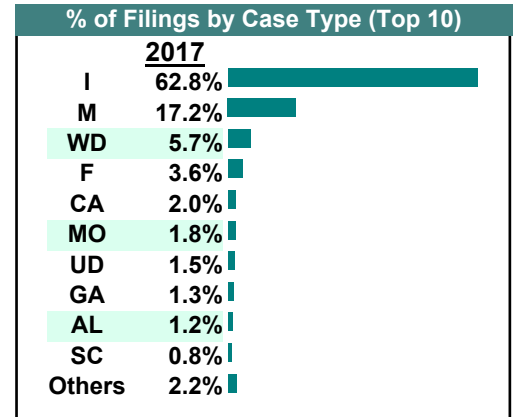
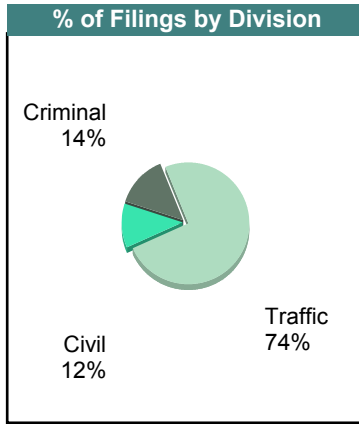
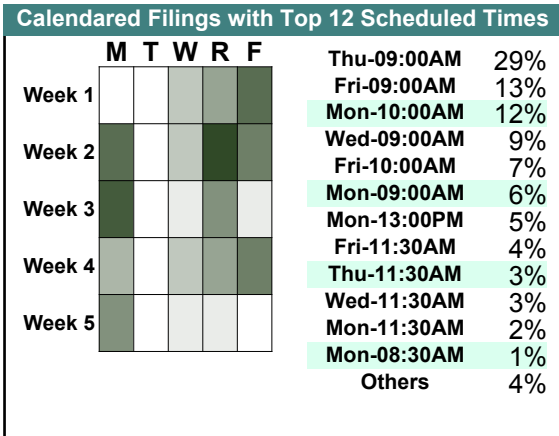
CASELOAD STATISTICS OF THE GENERAL DISTRICT COURTS

March 2017

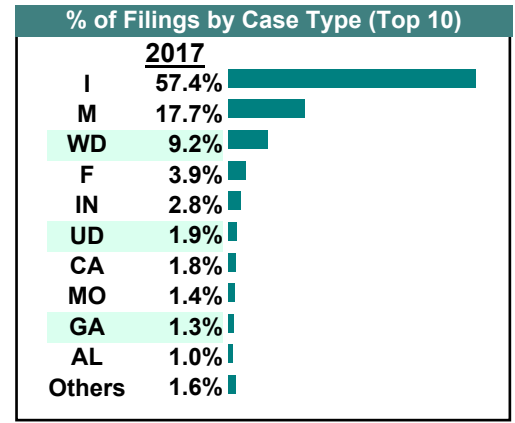
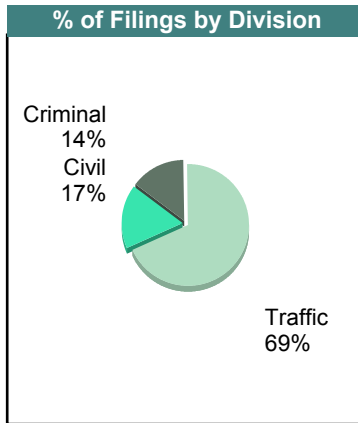
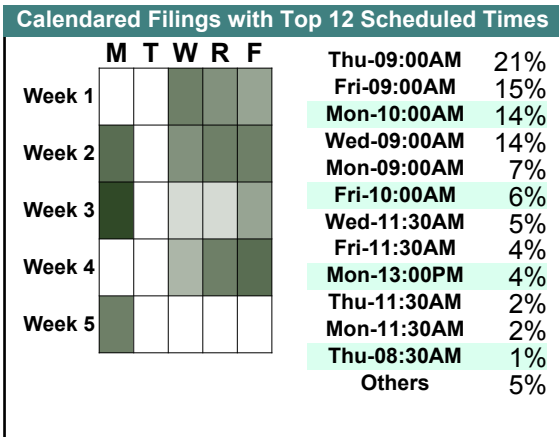
Fauquier

District: 20

		<u>Filings</u>	<u>Hearings</u>	<u>Transactions</u>	<u>Concluded</u>	<u>Cont</u>
<u>Criminal</u>						
Capias	CA	23	63	63	18	45
Civil Violation	CV	6	12	12	1	11
Felony	F	50	141	154	44	109
Misdemeanor	M	107	266	272	83	188
Motion	MO	18	18	18	17	-
Show Cause	SC	9	32	32	14	18
Criminal Total		213	532	551	177	371
<u>Traffic</u>						
Capias	CA	7	25	25	6	19
Felony	F	4	12	13	2	11
Infraction	I	952	398	1,015	947	66
Misdemeanor	M	153	270	270	159	110
Motion	MO	9	9	9	8	-
Show Cause	SC	2	4	4	1	3
Traffic Total		1,127	718	1,336	1,123	209
<u>Civil</u>						
Abstract	AJ	1	0	1	1	-
Admin License	AL	18	3	18	15	-
Bond Forfeiture	BF	1	1	1	0	1
Counter Claim	CC	2	1	2	1	1
Detinue	DT	2	1	2	2	-
Garnishment	GA	20	1	23	22	1
Impoundment	IM	3	2	3	1	-
Interrogatory	IN	7	4	11	7	3
Overweight	OC	0	0	1	1	-
Other	OT	2	1	2	1	-
Protective Order	PO	3	1	3	2	-
Prelim Prot Order	PP	6	0	6	6	-
Show Cause	SC	1	0	1	1	-
Unlawful Detainer	UD	23	29	43	30	13
Warrant in Debt	WD	87	95	139	103	36
Civil Total		176	139	256	193	55
Fauquier Totals		1,516	1,389	2,143	1,493	635



		<u>Filings</u>	<u>Hearings</u>	<u>Transactions</u>	<u>Concluded</u>	<u>Cont</u>
<u>Criminal</u>						
Capias	CA	14	45	45	10	35
Civil Violation	CV	4	11	11	4	7
Felony	F	46	101	111	24	87
Misdemeanor	M	106	236	243	102	141
Motion	MO	15	15	15	13	-
Show Cause	SC	6	34	34	16	18
Criminal Total		191	442	459	169	288
<u>Traffic</u>						
Capias	CA	10	12	12	1	11
Felony	F	6	10	10	1	9
Infraction	I	757	327	810	745	63
Misdemeanor	M	127	209	211	123	88
Motion	MO	4	4	4	4	-
Show Cause	SC	1	7	7	5	2
Traffic Total		905	569	1,054	879	173
<u>Civil</u>						
Abstract	AJ	2	0	2	2	-
Admin License	AL	13	2	13	11	-
Bond Forfeiture	BF	1	0	2	2	-
Counter Claim	CC	1	1	2	2	-
Garnishment	GA	17	0	22	22	-
Impoundment	IM	2	0	2	2	-
Interrogatory	IN	37	31	46	15	31
Prelim Prot Order	PP	2	0	2	2	-
Show Cause	SC	2	1	3	2	1
Unlawful Detainer	UD	25	23	37	24	13
Warrant in Debt	WD	121	116	164	119	45
Civil Total		223	174	295	203	90
Fauquier Totals		1,319	1,185	1,808	1,251	551

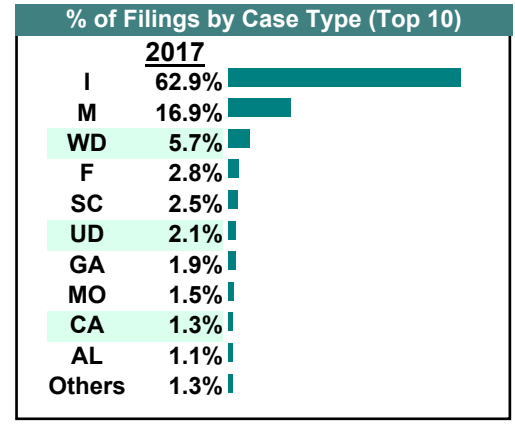
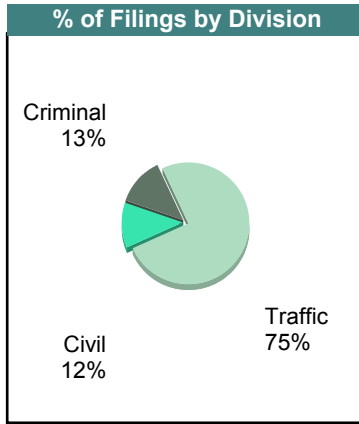
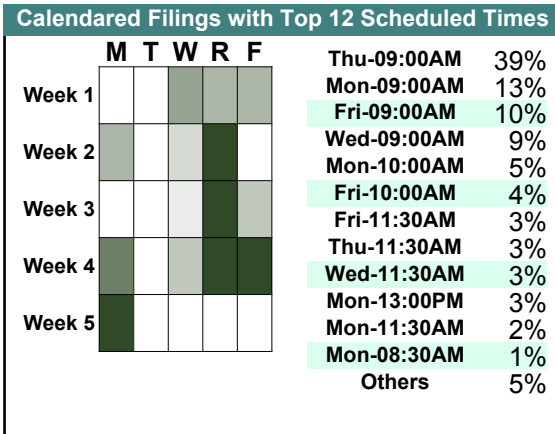


CASELOAD STATISTICS OF THE GENERAL DISTRICT COURTS

January 2017

Fauquier
District: 20

		<u>Filings</u>	<u>Hearings</u>	<u>Transactions</u>	<u>Concluded</u>	<u>Cont</u>
<u>Criminal</u>						
Capias	CA	12	58	58	20	38
Civil Violation	CV	4	10	10	3	7
Felony	F	37	93	105	33	72
Misdemeanor	M	87	230	233	84	149
Motion	MO	13	13	13	13	-
Show Cause	SC	28	58	58	23	35
Criminal Total		181	462	477	176	301
<u>Traffic</u>						
Capias	CA	6	18	18	6	12
Felony	F	3	3	5	2	3
Infraction	I	887	391	978	921	57
Misdemeanor	M	152	280	281	169	112
Motion	MO	8	8	8	8	-
Show Cause	SC	6	12	12	1	11
Traffic Total		1,062	712	1,302	1,107	195
<u>Civil</u>						
Abstract	AJ	1	0	1	1	-
Admin License	AL	16	0	16	16	-
Bond Forfeiture	BF	1	0	1	1	-
Counter Claim	CC	1	1	1	0	1
Detinue	DT	1	0	1	1	-
Garnishment	GA	27	4	31	27	4
Impoundment	IM	2	0	2	2	-
Interrogatory	IN	4	5	10	5	5
Overweight	OC	1	1	1	0	1
Other	OT	1	0	1	1	-
Protective Order	PO	1	0	2	2	-
Prelim Prot Order	PP	1	0	1	1	-
Show Cause	SC	1	0	1	1	-
Unlawful Detainer	UD	29	19	32	20	12
Warrant in Debt	WD	81	87	125	91	34
Civil Total		168	117	226	169	57
Fauquier Totals		1,411	1,291	2,005	1,452	553



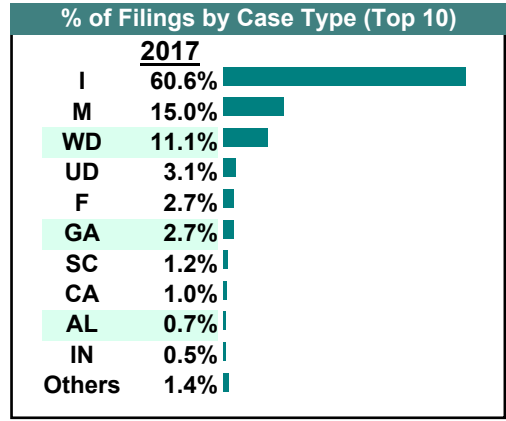
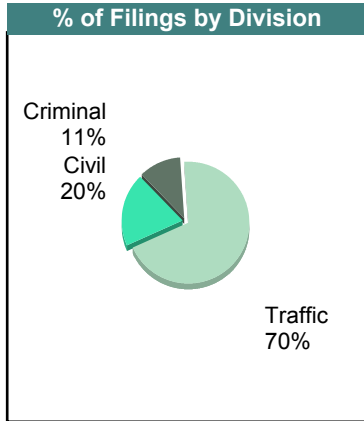
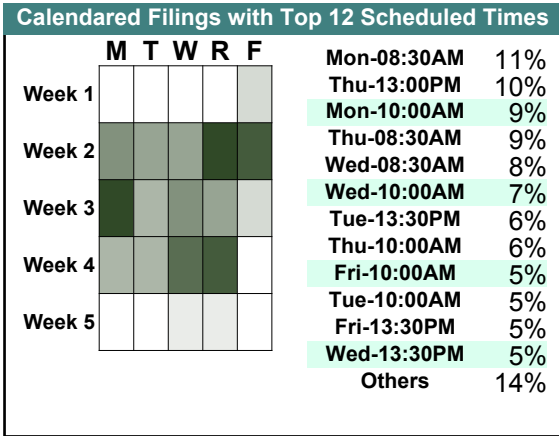
CASELOAD STATISTICS OF THE GENERAL DISTRICT COURTS

December 2017

Loudoun

District: 20

		<u>Filings</u>	<u>Hearings</u>	<u>Transactions</u>	<u>Concluded</u>	<u>Cont</u>
<u>Criminal</u>						
Capias	CA	42	173	173	38	135
Civil Violation	CV	15	38	38	11	27
Felony	F	138	637	675	151	524
Misdemeanor	M	349	910	941	320	621
Show Cause	SC	41	109	109	40	69
Criminal Total		585	1,867	1,936	560	1,376
<u>Traffic</u>						
Capias	CA	8	52	52	13	39
Felony	F	7	38	40	9	31
Infraction	I	3,244	1,829	3,589	3,271	318
Misdemeanor	M	454	751	753	423	330
Restricted O/L	RL	1	1	1	1	-
Show Cause	SC	6	13	13	7	6
Traffic Total		3,720	2,684	4,448	3,724	724
<u>Civil</u>						
Abstract	AJ	2	0	2	2	-
Admin License	AL	37	2	40	38	2
Bond Forfeiture	BF	4	5	8	5	3
Capias	CA	2	1	3	2	1
Counter Claim	CC	4	4	7	3	4
Custody Relief	CR	1	1	1	0	1
Detinue	DT	1	1	2	1	1
Garnishment	GA	145	35	184	149	35
Impoundment	IM	9	0	9	9	-
Interrogatory	IN	29	42	66	24	42
Motion for Judgment	MJ	1	2	3	1	2
Overweight	OC	5	0	5	5	-
Other	OT	7	2	9	7	1
Protective Order	PO	11	8	14	6	8
Prelim Prot Order	PP	12	1	12	11	1
Petition-Restore Arms	PR	1	1	1	0	1
Show Cause	SC	17	17	30	15	15
Unlawful Detainer	UD	164	117	209	166	43
Warrant in Debt	WD	592	636	877	603	274
Civil Total		1,044	875	1,482	1,047	434
Loudoun Totals		5,349	5,426	7,866	5,331	2,534



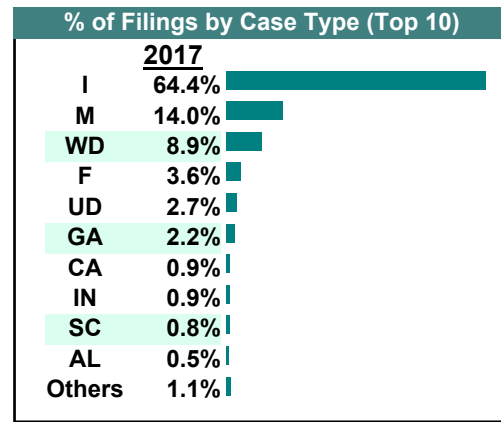
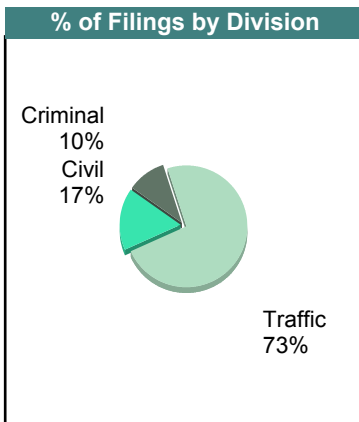
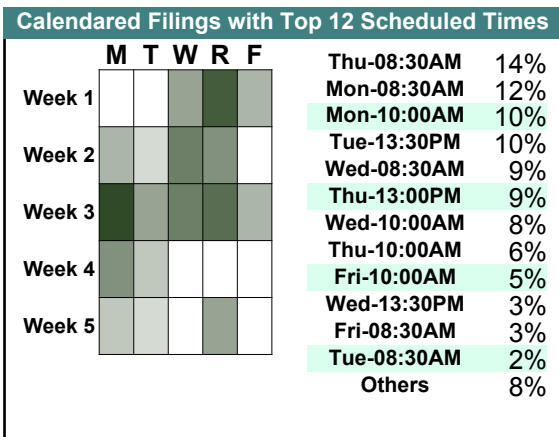
CASELOAD STATISTICS OF THE GENERAL DISTRICT COURTS

November 2017

Loudoun

District: 20

		<u>Filings</u>	<u>Hearings</u>	<u>Transactions</u>	<u>Concluded</u>	<u>Cont</u>
<u>Criminal</u>						
Capias	CA	34	129	129	27	102
Civil Violation	CV	9	25	25	5	20
Felony	F	189	585	618	145	473
Misdemeanor	M	304	838	869	309	560
Show Cause	SC	17	44	44	17	27
Criminal Total		553	1,621	1,685	503	1,182
<u>Traffic</u>						
Capias	CA	10	45	45	12	33
Felony	F	6	26	29	8	21
Infraction	I	3,467	1,750	3,767	3,387	380
Misdemeanor	M	452	783	786	475	311
Show Cause	SC	5	14	14	6	8
Traffic Total		3,940	2,618	4,641	3,888	753
<u>Civil</u>						
Abstract	AJ	3	0	3	3	-
Admin License	AL	29	5	34	29	3
Bond Forfeiture	BF	2	3	4	2	2
Capias	CA	2	2	2	0	2
Counter Claim	CC	4	3	4	2	2
Detinue	DT	1	1	1	0	1
Garnishment	GA	117	40	160	120	38
Impoundment	IM	7	0	7	7	-
Interrogatory	IN	46	50	87	37	50
Motion for Judgment	MJ	2	5	6	2	3
Other	OT	3	0	3	3	-
Protective Order	PO	13	4	17	13	4
Prelim Prot Order	PP	13	0	13	13	-
Petition-Restore Arms	PR	0	1	2	1	1
Show Cause	SC	23	13	32	21	11
Unlawful Detainer	UD	146	106	188	146	42
Warrant in Debt	WD	478	553	734	455	277
Civil Total		889	786	1,297	854	436
Loudoun Totals		5,382	5,025	7,623	5,245	2,371



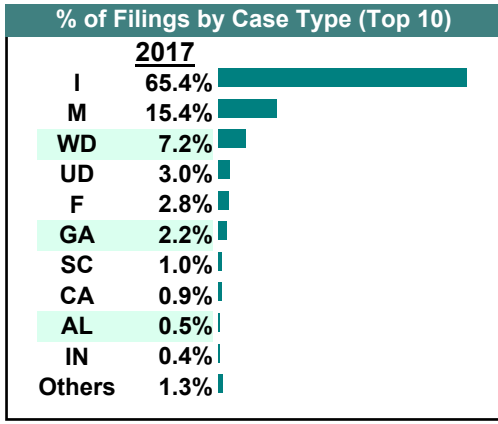
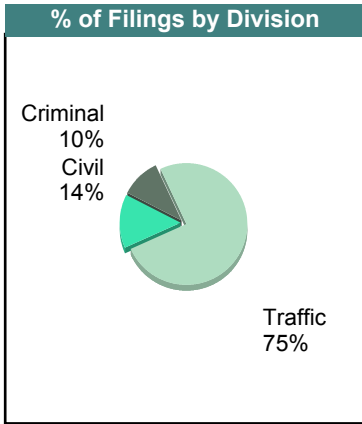
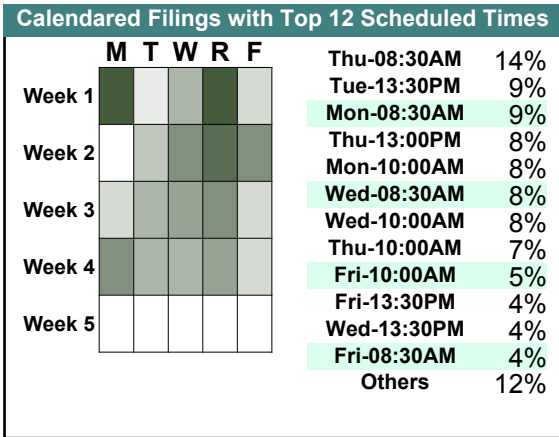
CASELOAD STATISTICS OF THE GENERAL DISTRICT COURTS

October 2017

Loudoun

District: 20

		<u>Filings</u>	<u>Hearings</u>	<u>Transactions</u>	<u>Concluded</u>	<u>Cont</u>
<u>Criminal</u>						
Capias	CA	45	182	182	39	143
Civil Violation	CV	17	39	39	13	26
Felony	F	159	637	684	174	510
Misdemeanor	M	339	956	984	373	611
Show Cause	SC	47	119	119	54	65
Criminal Total		607	1,933	2,008	653	1,355
<u>Traffic</u>						
Capias	CA	5	48	48	10	38
Felony	F	4	27	28	4	24
Infraction	I	3,797	2,064	4,135	3,821	314
Misdemeanor	M	553	844	847	507	340
Restricted O/L	RL	3	3	3	3	-
Show Cause	SC	5	12	12	4	8
Traffic Total		4,367	2,998	5,073	4,349	724
<u>Civil</u>						
Abstract	AJ	2	0	2	2	-
Admin License	AL	29	5	32	27	5
Bond Forfeiture	BF	9	14	18	7	11
Capias	CA	1	2	2	0	2
Counter Claim	CC	3	2	3	2	1
Detinue	DT	5	3	5	3	2
Garnishment	GA	126	40	157	117	40
Impoundment	IM	6	1	8	7	1
Interrogatory	IN	24	30	51	21	30
Motion for Judgment	MJ	4	5	7	4	3
Mechanic's Lien	ML	0	0	1	1	-
Overweight	OC	1	0	2	2	-
Other	OT	4	1	5	4	1
Protective Order	PO	10	5	17	12	5
Prelim Prot Order	PP	9	0	9	9	-
Petition-Restore Arms	PR	1	1	1	0	1
Show Cause	SC	5	7	17	10	7
Tenants Assertion	TA	0	0	2	2	-
Unlawful Detainer	UD	174	125	232	177	55
Warrant in Debt	WD	415	481	692	447	245
Civil Total		828	722	1,263	854	409
Loudoun Totals		5,802	5,653	8,344	5,856	2,488



CASELOAD STATISTICS OF THE GENERAL DISTRICT COURTS

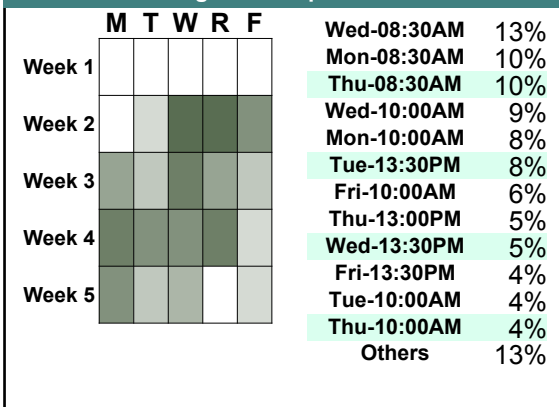
September 2017

Loudoun

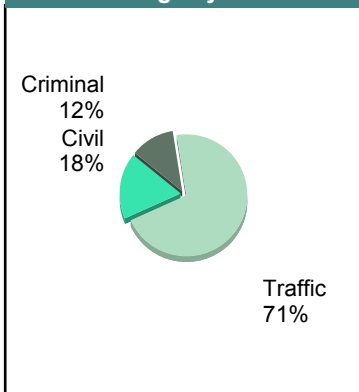
District: 20

		<u>Filings</u>	<u>Hearings</u>	<u>Transactions</u>	<u>Concluded</u>	<u>Cont</u>
<u>Criminal</u>						
Capias	CA	59	172	172	55	117
Civil Violation	CV	4	34	34	18	16
Felony	F	186	683	708	136	572
Misdemeanor	M	412	951	974	326	648
Show Cause	SC	33	97	97	41	56
Criminal Total		694	1,937	1,985	576	1,409
<u>Traffic</u>						
Capias	CA	13	40	40	12	28
Felony	F	7	29	31	5	26
Infraction	I	3,679	2,161	4,131	3,777	354
Misdemeanor	M	543	838	843	556	287
Restricted O/L	RL	7	8	8	8	-
Show Cause	SC	7	14	14	11	3
Traffic Total		4,256	3,090	5,067	4,369	698
<u>Civil</u>						
Admin License	AL	36	8	41	33	8
Bond Forfeiture	BF	0	5	5	1	4
Counter Claim	CC	3	0	6	6	-
Detinue	DT	1	0	1	1	-
Garnishment	GA	124	31	157	126	31
Impoundment	IM	8	1	8	7	1
Interrogatory	IN	25	33	59	26	33
Motion for Judgment	MJ	1	2	2	1	1
Mechanic's Lien	ML	1	1	1	0	1
Overweight	OC	3	2	4	2	2
Other	OT	3	0	3	3	-
Protective Order	PO	15	6	23	17	6
Prelim Prot Order	PP	13	0	13	13	-
Show Cause	SC	15	14	27	13	14
Tenants Assertion	TA	1	1	1	0	1
Unlawful Detainer	UD	175	137	228	170	58
Warrant in Debt	WD	634	717	929	569	360
Civil Total		1,058	958	1,508	988	520
Loudoun Totals		6,008	5,985	8,560	5,933	2,627

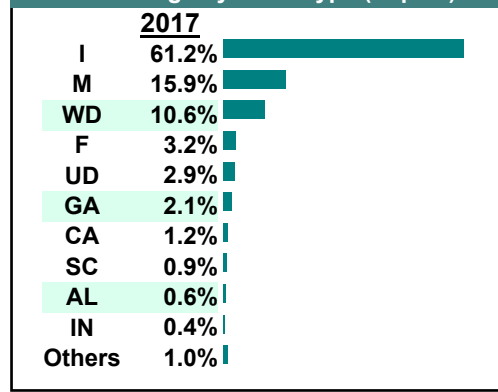
Calendared Filings with Top 12 Scheduled Times



% of Filings by Division



% of Filings by Case Type (Top 10)



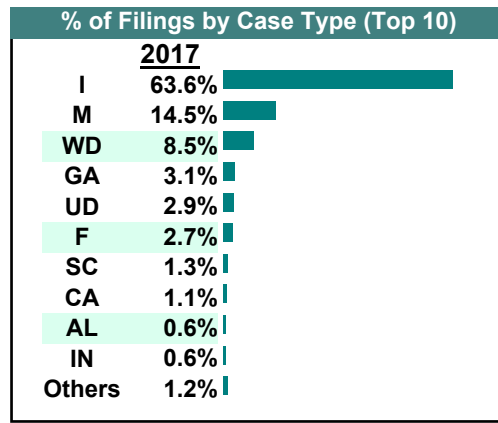
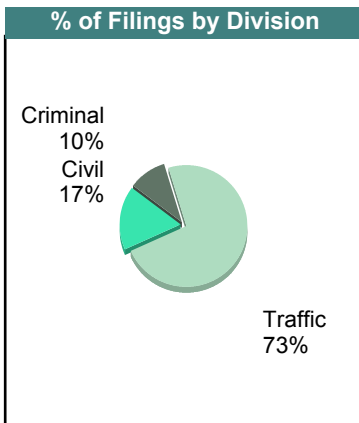
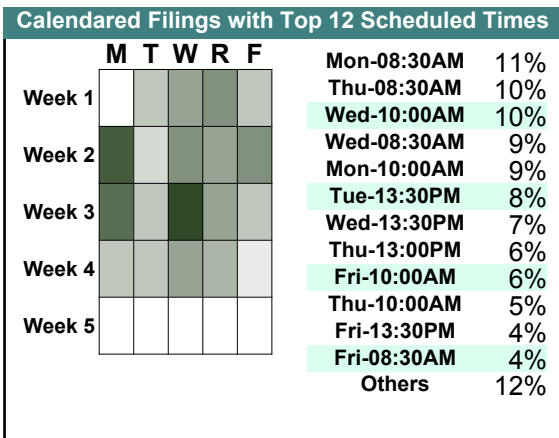
CASELOAD STATISTICS OF THE GENERAL DISTRICT COURTS

August 2017

Loudoun

District: 20

		<u>Filings</u>	<u>Hearings</u>	<u>Transactions</u>	<u>Concluded</u>	<u>Cont</u>
<u>Criminal</u>						
Capias	CA	33	132	132	35	97
Civil Violation	CV	12	36	36	12	24
Felony	F	135	596	645	160	485
Misdemeanor	M	315	838	868	327	541
Show Cause	SC	48	143	143	64	79
Criminal Total		543	1,745	1,824	598	1,226
<u>Traffic</u>						
Capias	CA	23	53	53	16	37
Felony	F	14	29	30	3	27
Infraction	I	3,510	1,733	3,735	3,365	370
Misdemeanor	M	484	781	786	472	314
Restricted O/L	RL	3	3	3	2	1
Show Cause	SC	4	15	15	3	12
Traffic Total		4,038	2,614	4,622	3,861	761
<u>Civil</u>						
Abstract	AJ	4	0	4	4	-
Admin License	AL	34	3	36	33	3
Bond Forfeiture	BF	1	3	4	3	1
Capias	CA	2	1	2	1	1
Counter Claim	CC	6	6	8	5	3
Garnishment	GA	171	45	215	170	45
Impoundment	IM	6	0	6	6	-
Interrogatory	IN	32	43	74	31	43
Motion for Judgment	MJ	1	4	5	1	4
Overweight	OC	3	0	3	3	-
Other	OT	7	1	9	9	-
Protective Order	PO	9	8	13	5	8
Prelim Prot Order	PP	16	0	16	16	-
Show Cause	SC	20	14	32	18	14
Tenants Assertion	TA	0	1	1	1	-
Unlawful Detainer	UD	160	116	210	167	43
Warrant in Debt	WD	467	533	754	525	229
Civil Total		939	778	1,392	998	394
Loudoun Totals		5,520	5,137	7,838	5,457	2,381



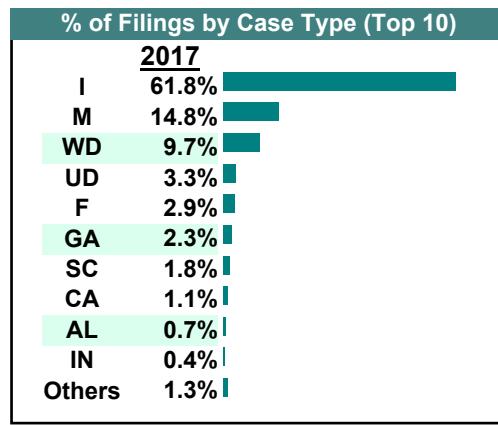
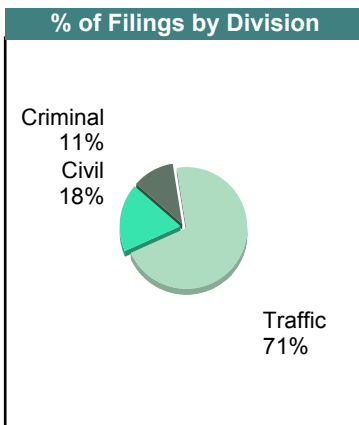
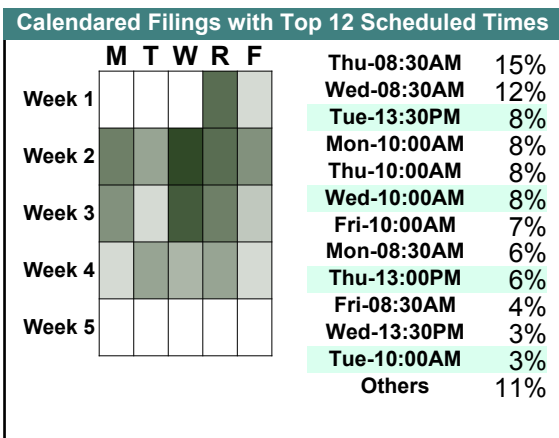
CASELOAD STATISTICS OF THE GENERAL DISTRICT COURTS

July 2017

Loudoun

District: 20

		Filings	Hearings	Transactions	Concluded	Cont
<u>Criminal</u>						
Capias	CA	39	134	134	30	104
Civil Violation	CV	8	28	28	7	21
Felony	F	140	581	615	119	496
Misdemeanor	M	323	806	833	277	556
Show Cause	SC	51	127	127	48	79
Criminal Total		561	1,676	1,737	481	1,256
<u>Traffic</u>						
Capias	CA	12	40	40	8	32
Felony	F	7	29	30	4	26
Infraction	I	3,109	1,572	3,323	3,054	269
Misdemeanor	M	421	644	646	374	272
Restricted O/L	RL	1	1	1	1	-
Show Cause	SC	13	18	18	6	12
Traffic Total		3,563	2,304	4,058	3,447	611
<u>Civil</u>						
Abstract	AJ	12	0	12	12	-
Admin License	AL	37	4	40	36	4
Bond Forfeiture	BF	2	5	6	2	4
Capias	CA	2	0	2	2	-
Counter Claim	CC	3	4	5	5	-
Detinue	DT	0	1	1	1	-
Garnishment	GA	116	25	157	132	25
Impoundment	IM	6	1	8	7	1
Interrogatory	IN	19	36	60	24	36
Motion for Judgment	MJ	4	3	5	2	3
Overweight	OC	11	0	12	12	-
Other	OT	6	0	6	6	-
Protective Order	PO	5	3	7	4	3
Prelim Prot Order	PP	6	0	6	6	-
Show Cause	SC	25	16	41	26	15
Tenants Assertion	TA	1	1	1	0	1
Unlawful Detainer	UD	164	120	203	157	46
Warrant in Debt	WD	487	557	719	449	270
Civil Total		906	776	1,291	883	408
Loudoun Totals		5,030	4,756	7,086	4,811	2,275



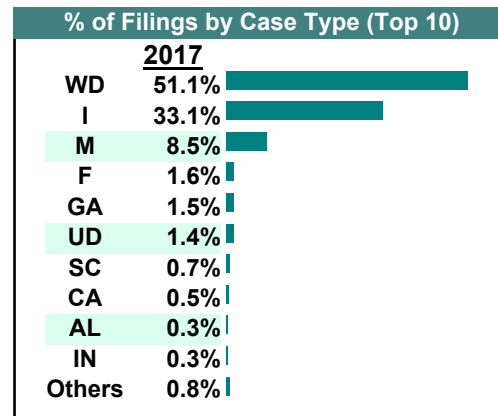
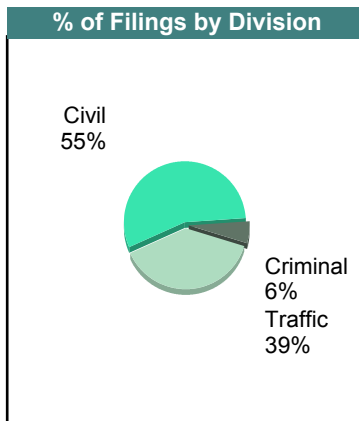
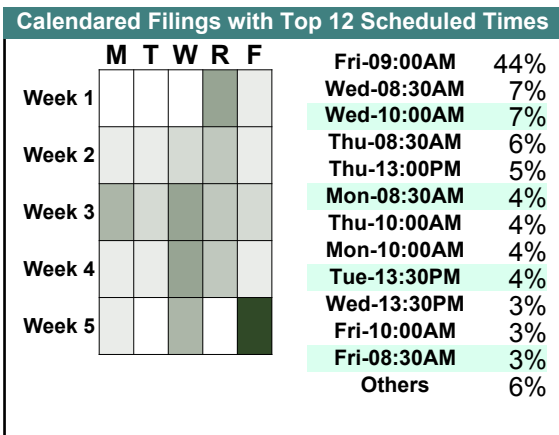
CASELOAD STATISTICS OF THE GENERAL DISTRICT COURTS

June 2017

Loudoun

District: 20

		Filings	Hearings	Transactions	Concluded	Cont
<u>Criminal</u>						
Capias	CA	41	183	183	40	143
Civil Violation	CV	16	51	51	15	36
Felony	F	139	607	637	129	508
Misdemeanor	M	286	964	991	414	576
Show Cause	SC	53	147	147	37	110
Criminal Total		535	1,952	2,009	635	1,373
<u>Traffic</u>						
Capias	CA	5	36	36	7	28
Felony	F	2	17	17	4	13
Infraction	I	2,982	1,429	3,218	2,963	255
Misdemeanor	M	480	722	725	450	273
Restricted O/L	RL	1	1	1	1	-
Show Cause	SC	2	11	11	4	7
Traffic Total		3,472	2,216	4,008	3,429	576
<u>Civil</u>						
Admin License	AL	30	0	32	32	-
Bond Forfeiture	BF	6	2	8	6	2
Capias	CA	0	0	1	1	-
Counter Claim	CC	1	4	6	2	4
Detinue	DT	1	1	2	2	-
Garnishment	GA	139	40	173	133	40
Impoundment	IM	7	1	7	6	1
Interrogatory	IN	28	41	77	36	41
Motion for Judgment	MJ	8	5	9	4	5
Mechanic's Lien	ML	1	0	1	1	-
Overweight	OC	3	1	3	2	1
Other	OT	6	1	8	7	1
Protective Order	PO	10	5	15	10	5
Prelim Prot Order	PP	9	0	9	9	-
Petition-Restore Arms	PR	1	0	1	1	-
Show Cause	SC	12	11	23	12	11
Tenants Assertion	TA	1	1	2	1	1
Unlawful Detainer	UD	130	104	182	135	47
Warrant in Debt	WD	4,602	1,948	4,872	4,573	299
Civil Total		4,995	2,165	5,431	4,973	458
Loudoun Totals		9,002	6,333	11,448	9,037	2,407



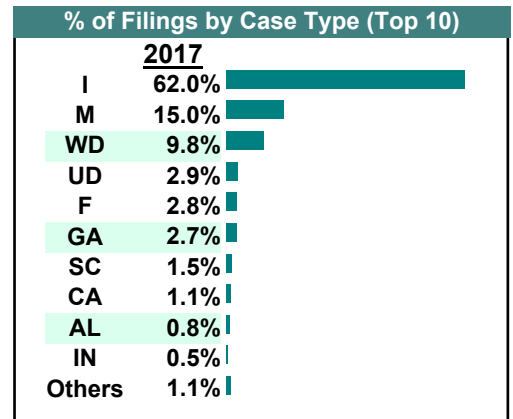
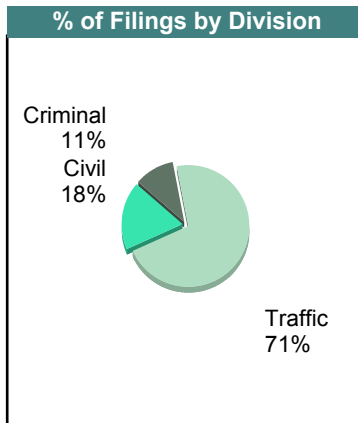
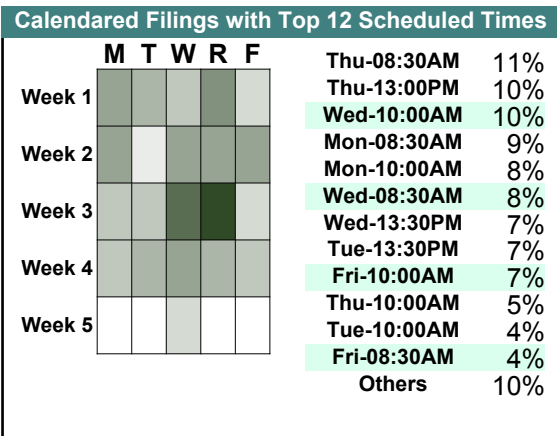
CASELOAD STATISTICS OF THE GENERAL DISTRICT COURTS

May 2017

Loudoun

District: 20

		<u>Filings</u>	<u>Hearings</u>	<u>Transactions</u>	<u>Concluded</u>	<u>Cont</u>
<u>Criminal</u>						
Capias	CA	47	154	154	38	116
Civil Violation	CV	7	30	30	15	15
Felony	F	138	600	658	186	472
Misdemeanor	M	305	821	856	302	554
Show Cause	SC	52	135	135	57	78
Criminal Total		549	1,740	1,833	598	1,235
<u>Traffic</u>						
Capias	CA	7	37	37	8	29
Felony	F	4	22	23	12	11
Infraction	I	3,183	1,546	3,464	3,198	266
Misdemeanor	M	464	711	722	478	244
Restricted O/L	RL	4	4	4	4	-
Show Cause	SC	2	12	12	6	6
Traffic Total		3,664	2,332	4,262	3,706	556
<u>Civil</u>						
Abstract	AJ	5	0	5	5	-
Admin License	AL	42	2	45	43	2
Bond Forfeiture	BF	2	3	4	3	1
Capias	CA	1	1	3	2	1
Counter Claim	CC	2	2	3	1	2
Detinue	DT	2	2	2	0	2
Garnishment	GA	137	44	170	126	44
Impoundment	IM	5	0	5	5	-
Interrogatory	IN	24	36	74	38	36
Motion for Judgment	MJ	0	2	3	3	-
Overweight	OC	2	0	2	2	-
Other	OT	6	4	8	4	4
Protective Order	PO	8	5	13	8	5
Prelim Prot Order	PP	11	0	11	11	-
Show Cause	SC	23	12	39	30	9
Third Party Claim	TH	0	0	1	1	-
Unlawful Detainer	UD	147	108	195	146	49
Warrant in Debt	WD	504	566	757	488	269
Civil Total		921	787	1,340	916	424
Loudoun Totals		5,134	4,859	7,435	5,220	2,215



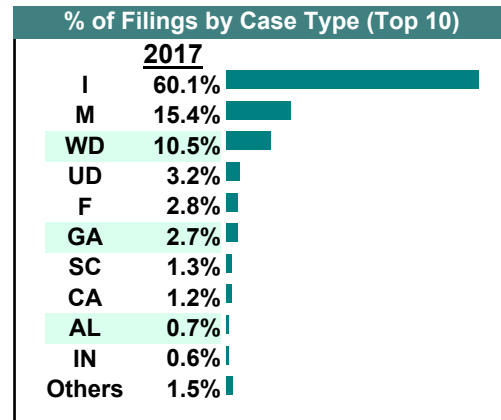
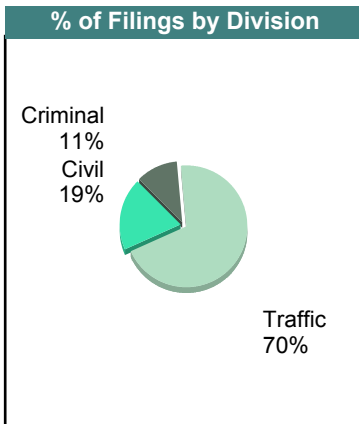
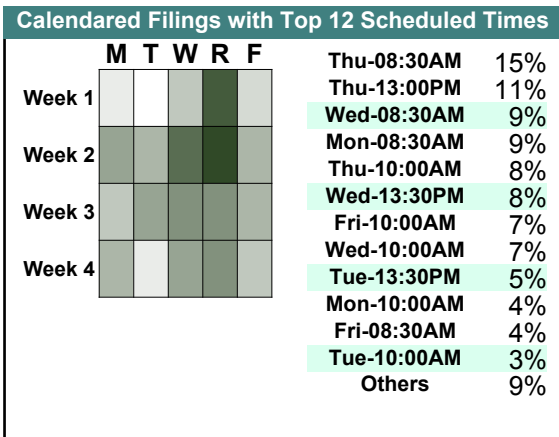
CASELOAD STATISTICS OF THE GENERAL DISTRICT COURTS

April 2017

Loudoun

District: 20

		<u>Filings</u>	<u>Hearings</u>	<u>Transactions</u>	<u>Concluded</u>	<u>Cont</u>
<u>Criminal</u>						
Capias	CA	48	154	154	37	117
Civil Violation	CV	12	32	32	9	23
Felony	F	126	654	692	127	565
Misdemeanor	M	270	776	801	266	535
Show Cause	SC	42	122	122	53	69
Criminal Total		498	1,738	1,801	492	1,309
<u>Traffic</u>						
Capias	CA	7	35	35	4	31
Felony	F	1	16	17	3	14
Infraction	I	2,698	1,320	2,914	2,667	247
Misdemeanor	M	422	599	609	381	228
Restricted O/L	RL	1	1	1	1	-
Show Cause	SC	6	13	13	7	6
Traffic Total		3,135	1,984	3,589	3,063	526
<u>Civil</u>						
Abstract	AJ	3	0	3	3	-
Admin License	AL	30	6	35	29	6
Bond Forfeiture	BF	4	7	10	4	6
Capias	CA	1	1	2	1	1
Counter Claim	CC	4	7	10	4	6
Detinue	DT	3	0	7	7	-
Garnishment	GA	122	34	150	116	34
Impoundment	IM	6	1	7	6	1
Interrogatory	IN	26	33	60	27	33
Motion for Judgment	MJ	0	1	2	2	-
Overweight	OC	1	0	1	1	-
Other	OT	4	1	6	5	1
Protective Order	PO	19	7	25	18	7
Prelim Prot Order	PP	7	0	7	7	-
Petition-Restore Arms	PR	2	1	3	2	1
Show Cause	SC	10	9	25	16	9
Tenants Assertion	TA	1	1	1	0	1
Third Party Claim	TH	0	0	1	1	-
Unlawful Detainer	UD	142	85	177	150	27
Warrant in Debt	WD	471	541	760	479	281
Civil Total		856	735	1,292	878	414
Loudoun Totals		4,489	4,457	6,682	4,433	2,249



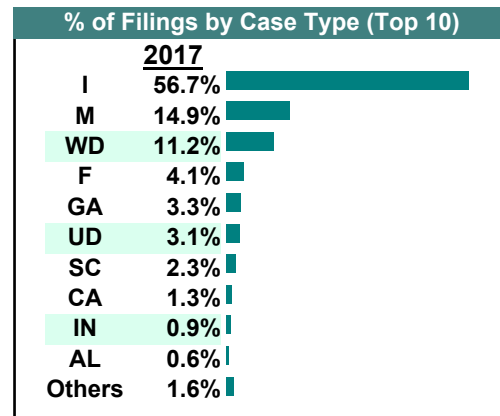
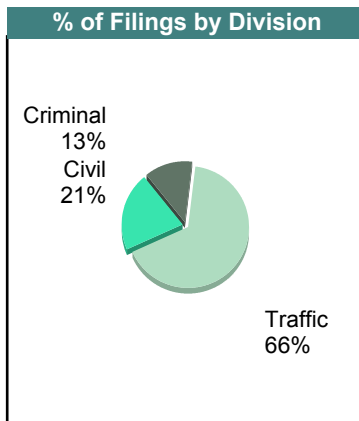
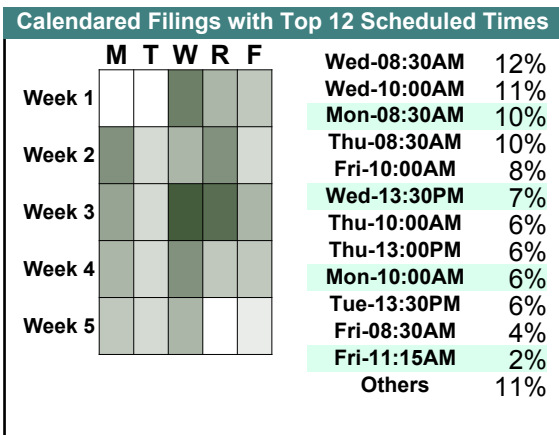
CASELOAD STATISTICS OF THE GENERAL DISTRICT COURTS

March 2017

Loudoun

District: 20

		<u>Filings</u>	<u>Hearings</u>	<u>Transactions</u>	<u>Concluded</u>	<u>Cont</u>
<u>Criminal</u>						
Capias	CA	50	167	167	50	117
Civil Violation	CV	7	38	38	10	28
Felony	F	181	751	785	168	617
Misdemeanor	M	279	868	893	273	620
Show Cause	SC	71	147	147	60	87
Criminal Total		588	1,971	2,030	561	1,469
<u>Traffic</u>						
Capias	CA	9	31	31	6	25
Felony	F	9	33	34	7	27
Infraction	I	2,597	1,385	2,893	2,618	275
Misdemeanor	M	405	653	654	400	254
Restricted O/L	RL	4	5	5	5	-
Show Cause	SC	14	23	23	15	8
Traffic Total		3,038	2,130	3,640	3,051	589
<u>Civil</u>						
Abstract	AJ	5	0	5	5	-
Admin License	AL	26	3	28	25	3
Bond Forfeiture	BF	4	5	8	4	4
Capias	CA	1	0	2	2	-
Counter Claim	CC	4	9	10	6	4
Detinue	DT	1	0	1	1	-
Garnishment	GA	151	30	185	155	30
Impoundment	IM	5	0	5	5	-
Interrogatory	IN	43	52	83	31	52
Motion for Judgment	MJ	1	1	1	0	1
Overweight	OC	2	0	2	2	-
Other	OT	4	2	4	3	1
Protective Order	PO	10	9	16	7	9
Prelim Prot Order	PP	24	0	24	24	-
Petition-Restore Arms	PR	1	0	1	1	-
Show Cause	SC	19	21	38	17	21
Third Party Claim	TH	1	1	1	0	1
Unlawful Detainer	UD	144	102	194	152	42
Warrant in Debt	WD	512	594	808	513	295
Civil Total		958	829	1,416	953	463
Loudoun Totals		4,584	4,930	7,086	4,565	2,521



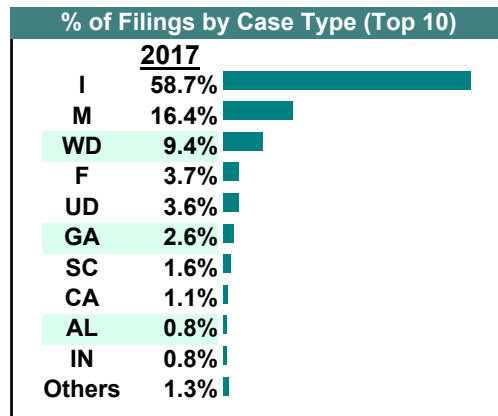
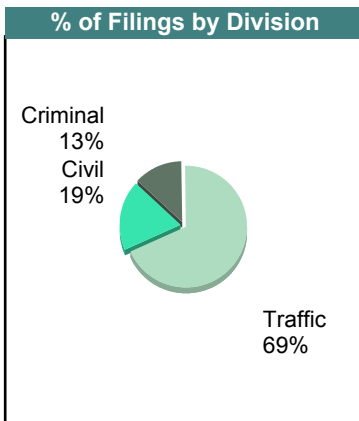
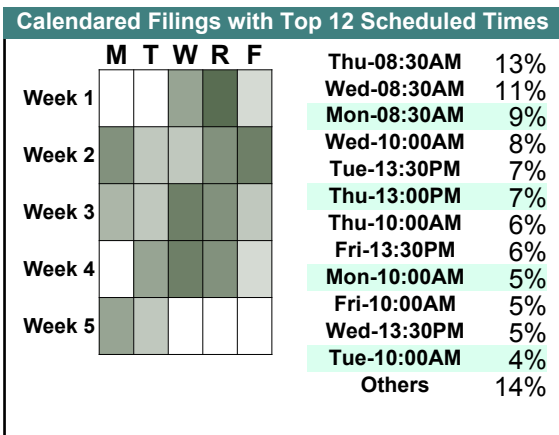
CASELOAD STATISTICS OF THE GENERAL DISTRICT COURTS

February 2017

Loudoun

District: 20

		<u>Filings</u>	<u>Hearings</u>	<u>Transactions</u>	<u>Concluded</u>	<u>Cont</u>
<u>Criminal</u>						
Capias	CA	43	191	191	57	134
Civil Violation	CV	9	39	39	12	27
Felony	F	157	661	709	172	537
Misdemeanor	M	315	877	897	343	554
Show Cause	SC	54	138	138	57	81
Criminal Total		578	1,906	1,974	641	1,333
<u>Traffic</u>						
Capias	CA	4	19	19	4	15
Civil Violation	CV	0	1	1	0	1
Felony	F	8	24	25	6	19
Infraction	I	2,652	1,461	2,917	2,654	263
Misdemeanor	M	426	661	662	441	221
Restricted O/L	RL	1	1	1	1	-
Show Cause	SC	10	17	17	7	10
Traffic Total		3,101	2,184	3,642	3,113	529
<u>Civil</u>						
Abstract	AJ	7	0	7	7	-
Admin License	AL	37	0	41	41	-
Bond Forfeiture	BF	4	5	6	1	5
Capias	CA	2	2	3	1	2
Counter Claim	CC	2	3	6	3	3
Detinue	DT	1	1	3	3	-
Garnishment	GA	116	38	148	110	38
Impoundment	IM	6	1	7	6	1
Interrogatory	IN	36	49	70	21	49
Motion for Judgment	MJ	1	1	1	0	1
Overweight	OC	0	0	1	1	-
Other	OT	6	0	6	6	-
Protective Order	PO	11	4	14	10	4
Prelim Prot Order	PP	12	1	13	12	1
Show Cause	SC	9	15	21	6	15
Third Party Claim	TH	1	0	1	1	-
Unlawful Detainer	UD	162	126	221	166	55
Warrant in Debt	WD	427	506	674	412	262
Civil Total		840	752	1,243	807	436
Loudoun Totals		4,519	4,842	6,859	4,561	2,298



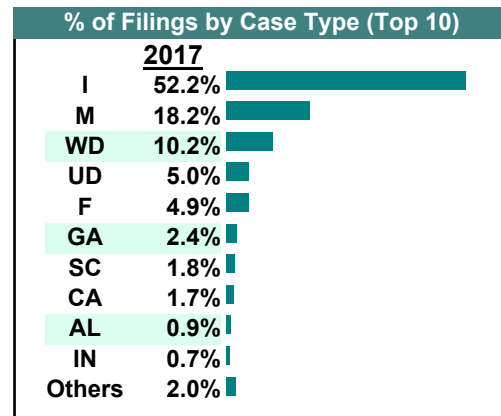
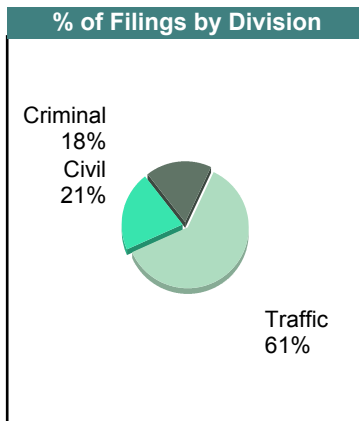
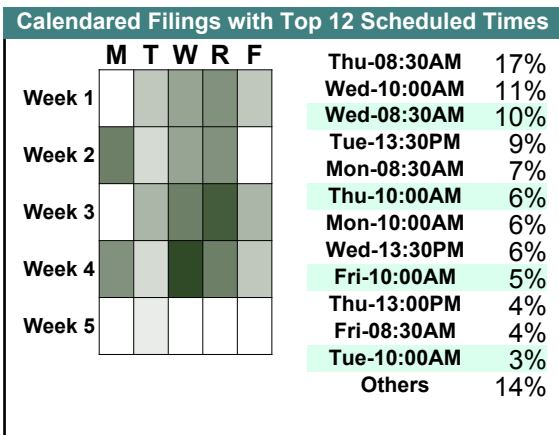
CASELOAD STATISTICS OF THE GENERAL DISTRICT COURTS

January 2017

Loudoun

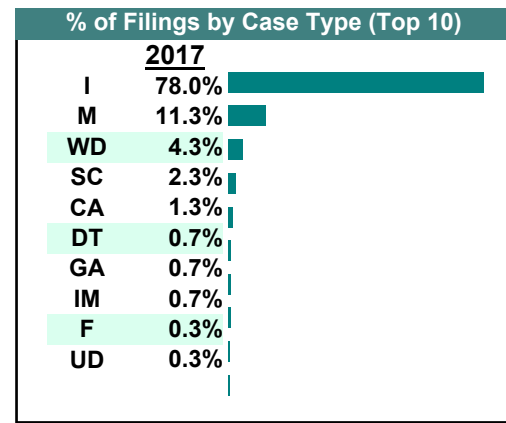
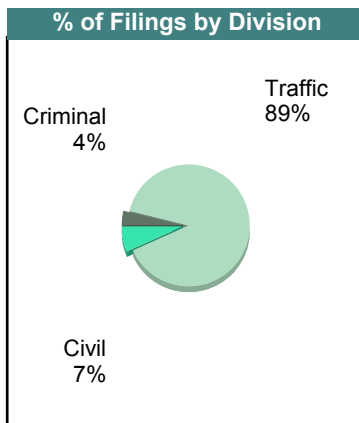
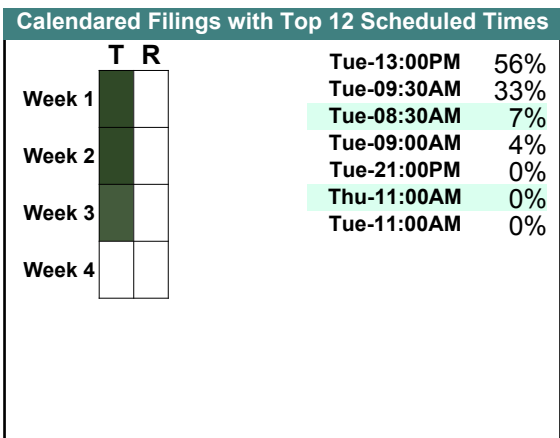
District: 20

		<u>Filings</u>	<u>Hearings</u>	<u>Transactions</u>	<u>Concluded</u>	<u>Cont</u>
<u>Criminal</u>						
Capias	CA	62	162	162	33	129
Civil Violation	CV	17	50	50	17	33
Felony	F	199	710	743	165	578
Misdemeanor	M	409	1,085	1,118	333	785
Show Cause	SC	51	128	128	56	72
Criminal Total		738	2,135	2,201	604	1,597
<u>Traffic</u>						
Capias	CA	6	30	30	2	28
Felony	F	8	41	42	6	36
Infraction	I	2,199	1,237	2,564	2,335	229
Misdemeanor	M	359	612	612	379	233
Restricted O/L	RL	5	6	6	4	2
Show Cause	SC	2	12	12	8	4
Traffic Total		2,579	1,938	3,266	2,734	532
<u>Civil</u>						
Abstract	AJ	13	0	13	13	-
Admin License	AL	36	1	38	37	1
Bond Forfeiture	BF	6	2	7	5	2
Capias	CA	2	1	4	3	1
Counter Claim	CC	3	3	5	2	3
Detinue	DT	3	2	4	2	2
Garnishment	GA	100	32	128	96	32
Impoundment	IM	7	0	8	8	-
Interrogatory	IN	31	50	69	19	50
Motion for Judgment	MJ	1	2	2	0	2
Overweight	OC	1	1	1	0	1
Other	OT	7	2	7	6	1
Protective Order	PO	11	3	16	13	3
Prelim Prot Order	PP	8	1	10	9	1
Show Cause	SC	23	19	34	15	19
Tenants Assertion	TA	0	0	1	1	-
Third Party Claim	TH	1	0	1	1	-
Unlawful Detainer	UD	209	165	267	196	71
Warrant in Debt	WD	430	493	703	444	259
Civil Total		892	777	1,318	870	448
Loudoun Totals		4,209	4,850	6,785	4,208	2,577

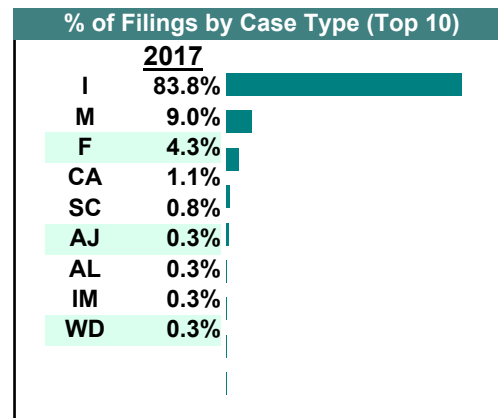
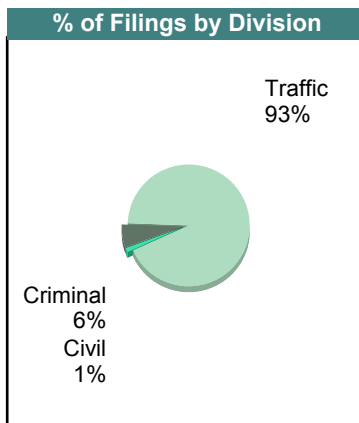
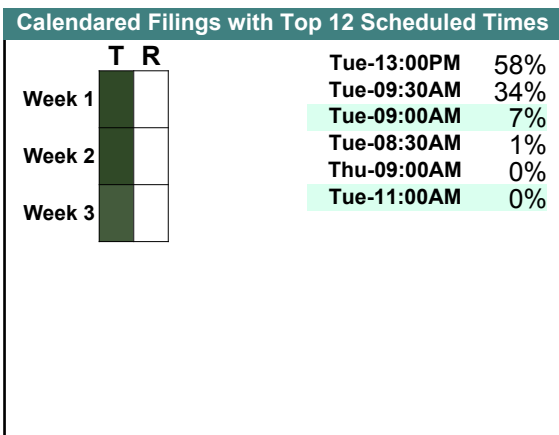


December 2017

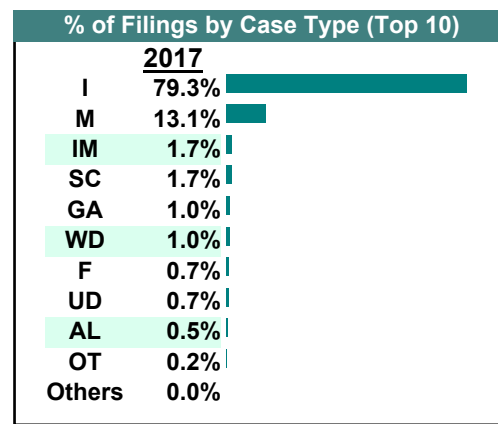
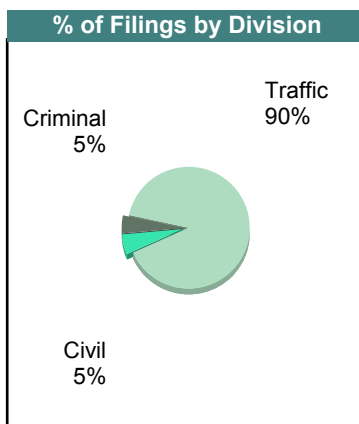
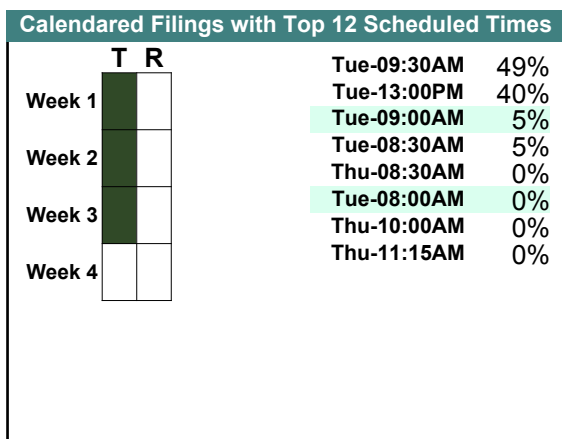
		<u>Filings</u>	<u>Hearings</u>	<u>Transactions</u>	<u>Concluded</u>	<u>Cont</u>
<u>Criminal</u>						
Capias	CA	2	6	6	3	3
Felony	F	1	22	22	16	6
Misdemeanor	M	4	18	19	9	10
Show Cause	SC	5	10	10	2	8
Criminal Total		12	56	57	30	27
<u>Traffic</u>						
Capias	CA	2	6	6	3	3
Infraction	I	234	77	248	241	7
Misdemeanor	M	30	49	49	34	15
Show Cause	SC	2	4	4	2	2
Traffic Total		268	136	307	280	27
<u>Civil</u>						
Detinue	DT	2	1	2	2	-
Garnishment	GA	2	0	2	2	-
Impoundment	IM	2	0	2	2	-
Unlawful Detainer	UD	1	1	1	1	-
Warrant in Debt	WD	13	15	18	16	2
Civil Total		20	17	25	23	2
Rappahannock Totals		300	209	389	333	56



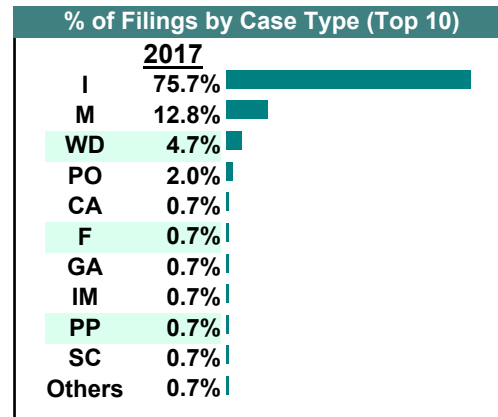
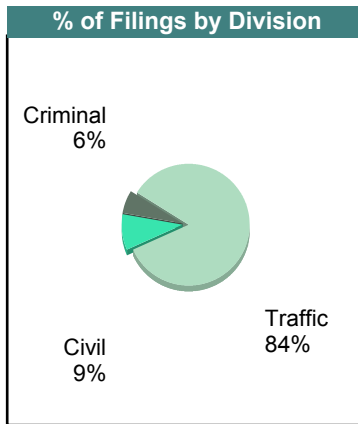
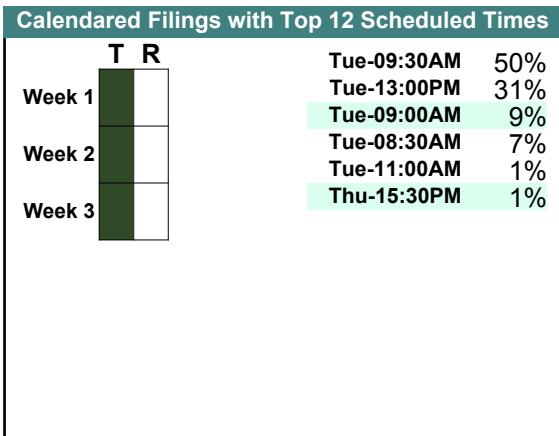
		<u>Filings</u>	<u>Hearings</u>	<u>Transactions</u>	<u>Concluded</u>	<u>Cont</u>
<u>Criminal</u>						
Capias	CA	1	2	2	0	2
Felony	F	16	32	32	0	32
Misdemeanor	M	3	24	24	10	14
Show Cause	SC	3	9	9	4	4
Criminal Total		23	67	67	14	52
<u>Traffic</u>						
Capias	CA	3	3	3	0	3
Infraction	I	315	104	325	316	9
Misdemeanor	M	31	43	43	32	11
Show Cause	SC	0	1	1	0	1
Traffic Total		349	151	372	348	24
<u>Civil</u>						
Abstract	AJ	1	0	1	1	-
Admin License	AL	1	0	1	1	-
Impoundment	IM	1	0	1	1	-
Warrant in Debt	WD	1	3	3	0	3
Civil Total		4	3	6	3	3
Rappahannock Totals		376	221	445	365	79



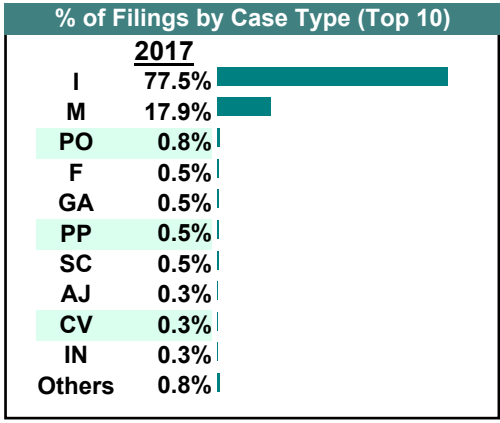
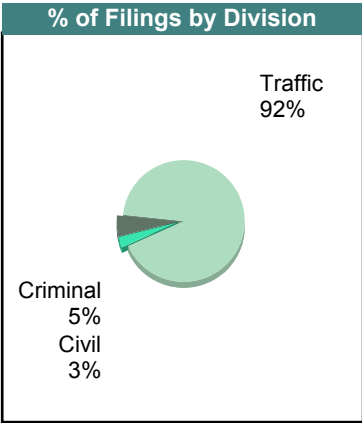
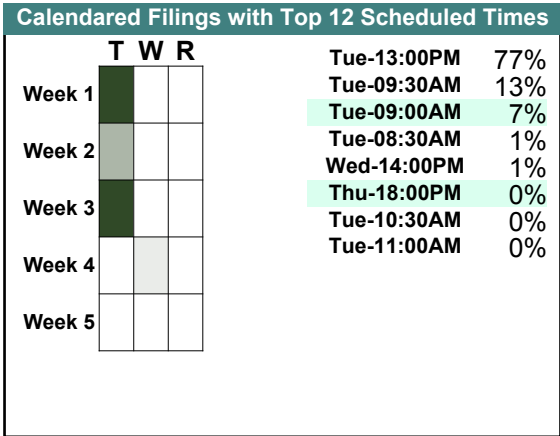
		Filings	Hearings	Transactions	Concluded	Cont
<u>Criminal</u>						
Capias	CA	0	1	1	1	-
Civil Violation	CV	0	1	1	1	-
Felony	F	3	4	4	1	3
Misdemeanor	M	12	27	27	14	13
Show Cause	SC	4	5	5	1	4
Criminal Total		19	38	38	18	20
<u>Traffic</u>						
Capias	CA	0	2	2	1	1
Infraction	I	321	112	326	313	13
Misdemeanor	M	41	53	54	40	14
Show Cause	SC	3	3	3	1	2
Traffic Total		365	170	385	355	30
<u>Civil</u>						
Admin License	AL	2	0	2	2	-
Garnishment	GA	4	0	4	4	-
Impoundment	IM	7	0	7	7	-
Other	OT	1	0	1	1	-
Unlawful Detainer	UD	3	2	3	3	-
Warrant in Debt	WD	4	4	5	4	1
Civil Total		21	6	22	21	1
Rappahannock Totals		405	214	445	394	51



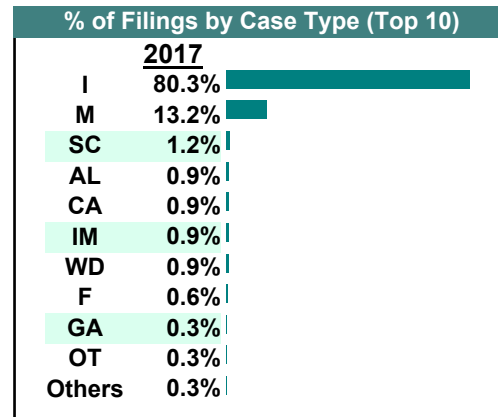
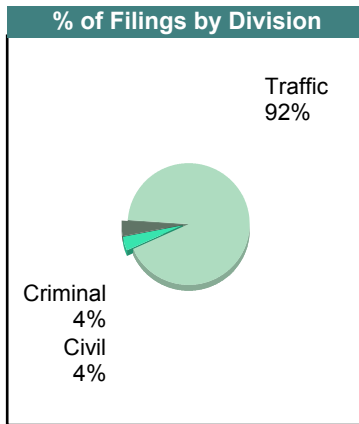

		<u>Filings</u>	<u>Hearings</u>	<u>Transactions</u>	<u>Concluded</u>	<u>Cont</u>
<u>Criminal</u>						
Capias	CA	0	2	2	1	1
Civil Violation	CV	0	1	1	0	1
Felony	F	1	5	5	2	3
Misdemeanor	M	7	22	23	6	17
Show Cause	SC	1	11	11	9	2
Criminal Total		9	41	42	18	24
<u>Traffic</u>						
Capias	CA	1	2	2	0	2
Infraction	I	112	42	131	125	5
Misdemeanor	M	12	35	37	29	8
Traffic Total		125	79	170	154	15
<u>Civil</u>						
Garnishment	GA	1	0	1	1	-
Impoundment	IM	1	0	1	1	-
Protective Order	PO	3	1	3	3	-
Prelim Prot Order	PP	1	0	1	1	-
Unlawful Detainer	UD	1	1	1	1	-
Warrant in Debt	WD	7	7	9	4	5
Civil Total		14	9	16	11	5
Rappahannock Totals		148	129	228	183	44



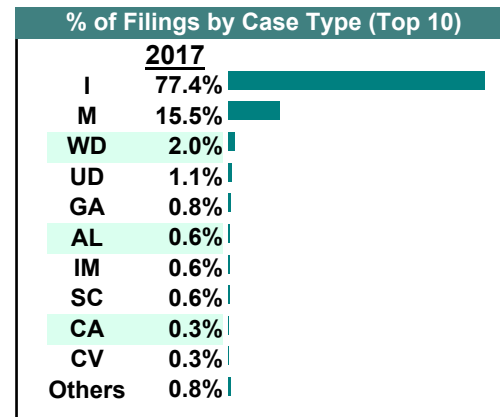
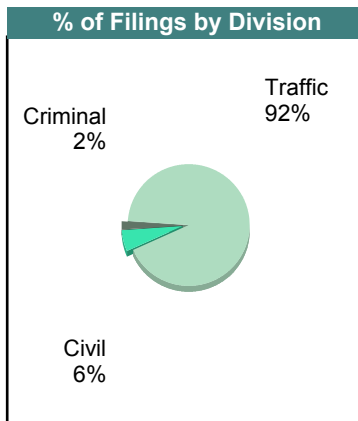

		Filings	Hearings	Transactions	Concluded	Cont
<u>Criminal</u>						
Capias	CA	0	3	3	0	3
Civil Violation	CV	1	2	2	1	1
Felony	F	2	10	10	2	8
Misdemeanor	M	15	30	30	10	20
Show Cause	SC	2	9	9	2	7
Criminal Total		20	54	54	15	39
<u>Traffic</u>						
Capias	CA	0	3	3	2	1
Infraction	I	282	116	298	280	18
Misdemeanor	M	50	76	76	47	29
Other	O	1	0	1	1	-
Restricted O/L	RL	1	1	1	1	-
Show Cause	SC	0	1	1	1	-
Traffic Total		334	197	380	332	48
<u>Civil</u>						
Abstract	AJ	1	0	1	1	-
Garnishment	GA	2	0	2	2	-
Interrogatory	IN	1	0	1	1	-
Protective Order	PO	3	0	3	3	-
Prelim Prot Order	PP	2	0	2	2	-
Warrant in Debt	WD	1	1	3	3	-
Civil Total		10	1	12	12	0
Rappahannock Totals		364	252	446	359	87



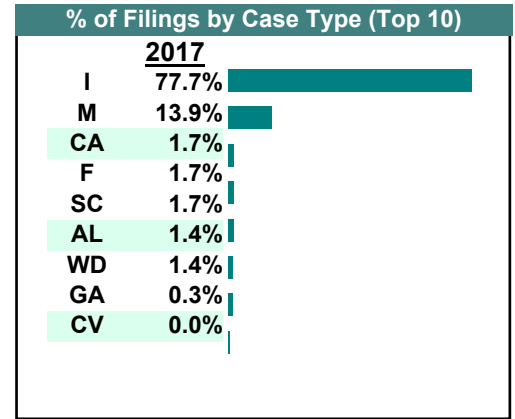
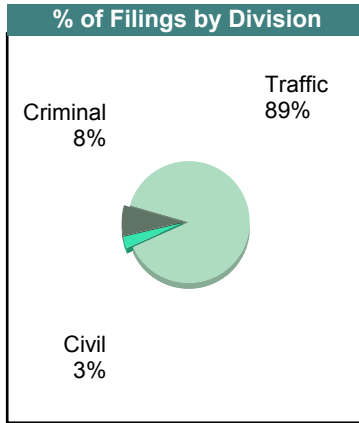
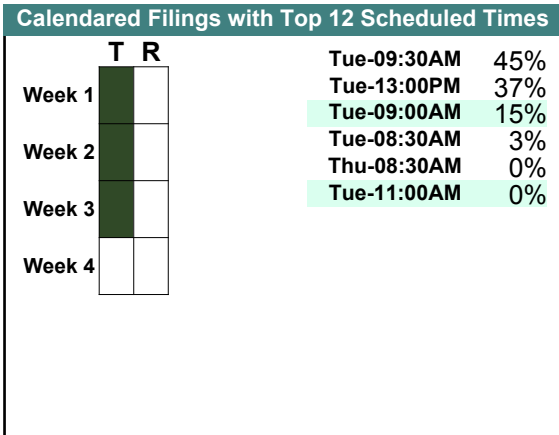
		Filings	Hearings	Transactions	Concluded	Cont
<u>Criminal</u>						
Capias	CA	1	1	1	0	1
Felony	F	2	3	3	1	2
Misdemeanor	M	6	17	17	8	9
Show Cause	SC	4	10	10	1	9
Criminal Total		13	31	31	10	21
<u>Traffic</u>						
Capias	CA	2	2	2	1	1
Infraction	I	261	87	273	261	12
Misdemeanor	M	37	57	58	43	15
Traffic Total		300	146	333	305	28
<u>Civil</u>						
Admin License	AL	3	0	3	3	-
Garnishment	GA	1	0	1	1	-
Impoundment	IM	3	0	3	3	-
Other	OT	1	0	1	1	-
Protective Order	PO	1	0	1	1	-
Unlawful Detainer	UD	0	1	2	2	-
Warrant in Debt	WD	3	4	4	1	3
Civil Total		12	5	15	12	3
Rappahannock Totals		325	182	379	327	52



		<u>Filings</u>	<u>Hearings</u>	<u>Transactions</u>	<u>Concluded</u>	<u>Cont</u>
<u>Criminal</u>						
Capias	CA	0	4	4	1	3
Civil Violation	CV	1	1	1	0	1
Felony	F	0	9	9	4	5
Misdemeanor	M	5	27	28	10	18
Show Cause	SC	2	8	8	2	6
Criminal Total		8	49	50	17	33
<u>Traffic</u>						
Capias	CA	1	1	1	1	-
Infraction	I	274	103	283	267	16
Misdemeanor	M	50	65	65	36	29
Restricted O/L	RL	1	1	1	1	-
Show Cause	SC	0	1	1	0	1
Traffic Total		326	171	351	305	46
<u>Civil</u>						
Admin License	AL	2	0	2	2	-
Garnishment	GA	3	0	3	3	-
Impoundment	IM	2	0	2	2	-
Protective Order	PO	1	0	1	1	-
Prelim Prot Order	PP	1	1	2	1	1
Unlawful Detainer	UD	4	4	4	2	2
Warrant in Debt	WD	7	7	10	9	1
Civil Total		20	12	24	20	4
Rappahannock Totals		354	232	425	342	83




		<u>Filings</u>	<u>Hearings</u>	<u>Transactions</u>	<u>Concluded</u>	<u>Cont</u>
<u>Criminal</u>						
Capias	CA	1	2	2	0	2
Civil Violation	CV	0	3	3	3	-
Felony	F	5	8	8	1	7
Misdemeanor	M	13	26	27	7	20
Show Cause	SC	4	12	12	2	10
Criminal Total		23	51	52	13	39
<u>Traffic</u>						
Capias	CA	4	5	5	2	3
Infraction	I	223	83	235	223	12
Misdemeanor	M	27	43	43	22	21
Show Cause	SC	1	1	1	0	1
Traffic Total		255	132	284	247	37
<u>Civil</u>						
Admin License	AL	4	0	4	4	-
Garnishment	GA	1	0	1	1	-
Warrant in Debt	WD	4	5	6	3	3
Civil Total		9	5	11	8	3
Rappahannock Totals		287	188	347	268	79



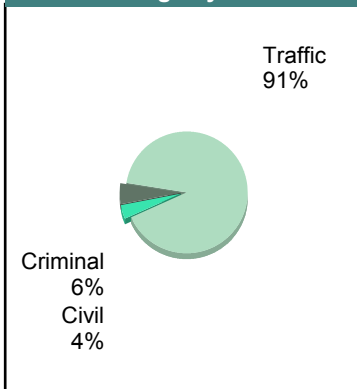
April 2017

		<u>Filings</u>	<u>Hearings</u>	<u>Transactions</u>	<u>Concluded</u>	<u>Cont</u>
<u>Criminal</u>						
Capias	CA	1	2	2	0	2
Felony	F	1	19	19	18	1
Misdemeanor	M	9	32	32	18	14
Show Cause	SC	2	7	7	2	5
Criminal Total		13	60	60	38	22
<u>Traffic</u>						
Capias	CA	0	3	3	2	1
Felony	F	0	1	1	1	-
Infraction	I	186	71	206	198	8
Misdemeanor	M	20	39	39	23	16
Show Cause	SC	0	1	1	1	-
Traffic Total		206	115	250	225	25
<u>Civil</u>						
Admin License	AL	1	0	1	1	-
Counter Claim	CC	0	0	1	1	-
Detinue	DT	0	0	1	1	-
Garnishment	GA	2	0	2	2	-
Impoundment	IM	1	0	1	1	-
Unlawful Detainer	UD	1	2	2	1	1
Warrant in Debt	WD	3	4	9	9	-
Civil Total		8	6	17	16	1
Rappahannock Totals		227	181	327	279	48

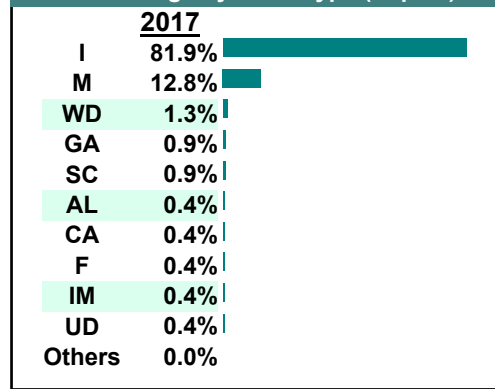
Calendared Filings with Top 12 Scheduled Times



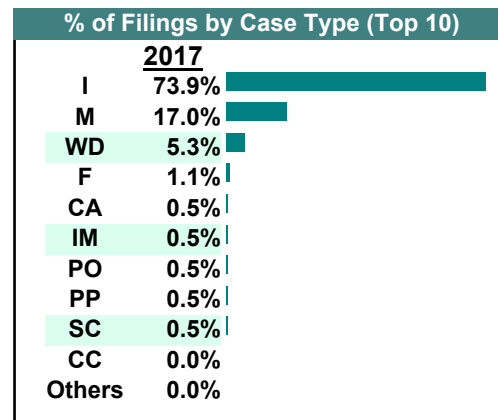
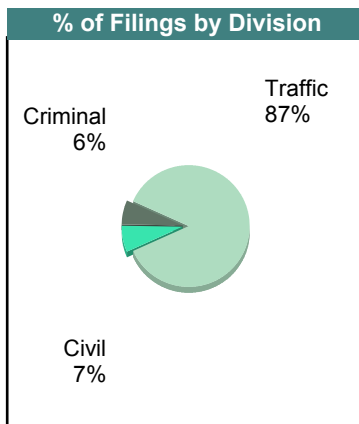
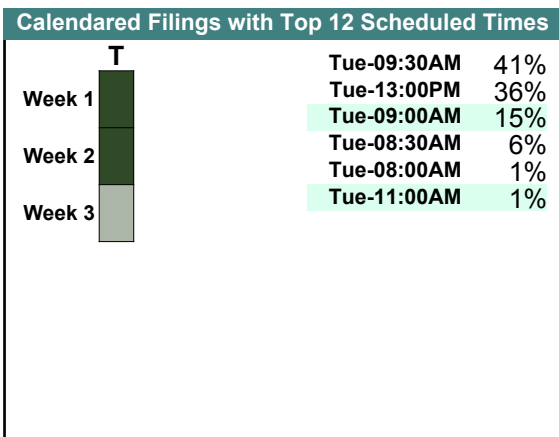
% of Filings by Division



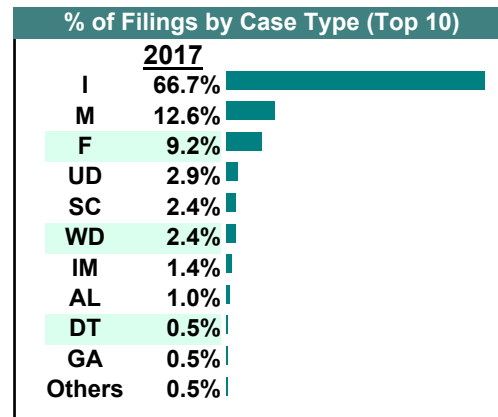
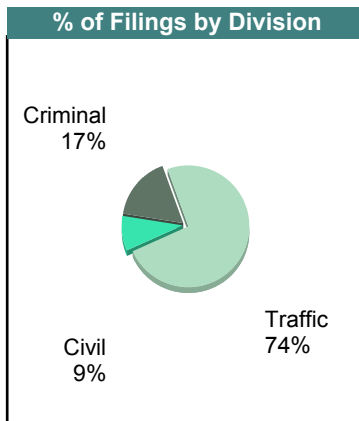
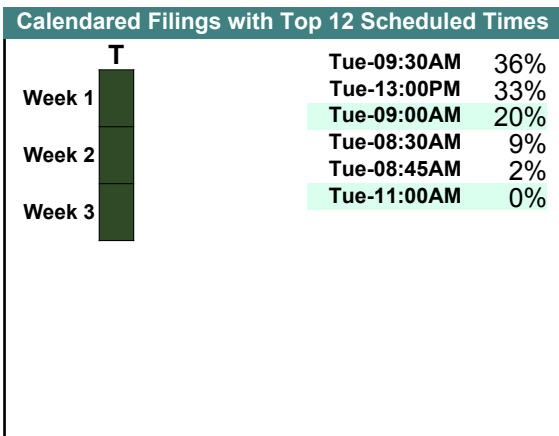
% of Filings by Case Type (Top 10)



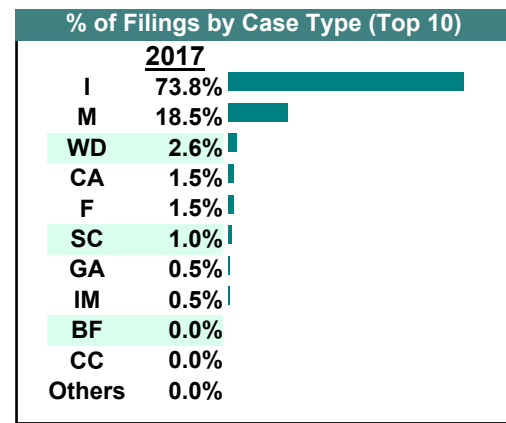
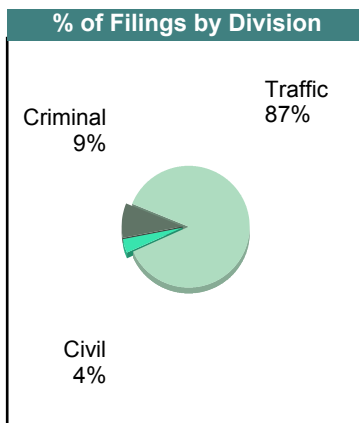
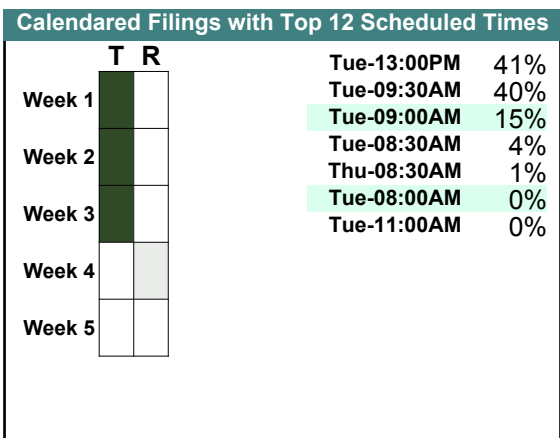
		<u>Filings</u>	<u>Hearings</u>	<u>Transactions</u>	<u>Concluded</u>	<u>Cont</u>
<u>Criminal</u>						
Capias	CA	0	1	1	0	1
Felony	F	2	13	13	2	11
Misdemeanor	M	9	26	26	4	22
Show Cause	SC	1	6	6	0	6
Criminal Total		12	46	46	6	40
<u>Traffic</u>						
Capias	CA	1	6	6	2	4
Felony	F	0	1	1	0	1
Infraction	I	139	54	149	126	23
Misdemeanor	M	23	38	38	19	19
Show Cause	SC	0	1	1	0	1
Traffic Total		163	100	195	147	48
<u>Civil</u>						
Counter Claim	CC	0	1	1	0	1
Detinue	DT	0	1	1	0	1
Impoundment	IM	1	0	1	1	-
Protective Order	PO	1	0	1	1	-
Prelim Prot Order	PP	1	0	1	1	-
Warrant in Debt	WD	10	8	11	4	7
Civil Total		13	10	16	7	9
Rappahannock Totals		188	156	257	160	97



		<u>Filings</u>	<u>Hearings</u>	<u>Transactions</u>	<u>Concluded</u>	<u>Cont</u>
<u>Criminal</u>						
Capias	CA	0	3	3	1	2
Felony	F	18	18	22	4	18
Misdemeanor	M	13	33	33	13	20
Show Cause	SC	4	8	8	3	5
Criminal Total		35	62	66	21	45
<u>Traffic</u>						
Felony	F	1	2	2	1	1
Infraction	I	138	63	158	149	9
Misdemeanor	M	13	30	30	15	15
Show Cause	SC	1	1	1	0	1
Traffic Total		153	96	191	165	26
<u>Civil</u>						
Admin License	AL	2	0	2	2	-
Counter Claim	CC	0	1	1	0	1
Detinue	DT	1	1	2	1	1
Garnishment	GA	1	0	1	1	-
Impoundment	IM	3	0	3	3	-
Interrogatory	IN	0	0	1	1	-
Other	OT	1	0	1	1	-
Tenants Assertion	TA	0	0	1	1	-
Unlawful Detainer	UD	6	5	7	6	1
Warrant in Debt	WD	5	6	10	5	5
Civil Total		19	13	29	21	8
Rappahannock Totals		207	171	286	207	79



		Filings	Hearings	Transactions	Concluded	Cont
<u>Criminal</u>						
Capias	CA	1	8	8	4	4
Felony	F	3	7	7	1	6
Misdemeanor	M	12	28	29	11	18
Show Cause	SC	2	8	8	2	6
Criminal Total		18	51	52	18	34
<u>Traffic</u>						
Capias	CA	2	8	8	2	6
Felony	F	0	1	1	0	1
Infraction	I	144	76	154	137	17
Misdemeanor	M	24	43	43	30	13
Show Cause	SC	0	1	1	1	-
Traffic Total		170	129	207	170	37
<u>Civil</u>						
Bond Forfeiture	BF	0	0	1	1	-
Counter Claim	CC	0	1	1	0	1
Detinue	DT	0	2	2	1	1
Garnishment	GA	1	0	1	1	-
Impoundment	IM	1	0	1	1	-
Tenants Assertion	TA	0	1	1	0	1
Warrant in Debt	WD	5	5	6	4	2
Civil Total		7	9	13	8	5
Rappahannock Totals		195	189	272	196	76



Filings by Court & Division

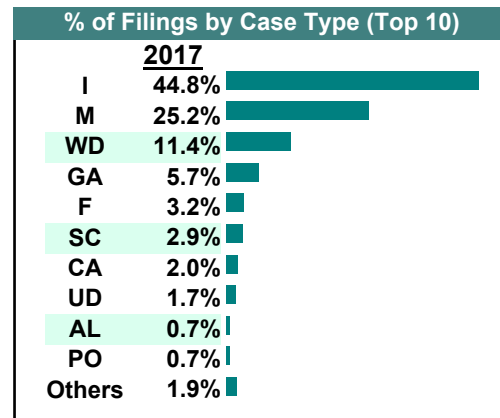
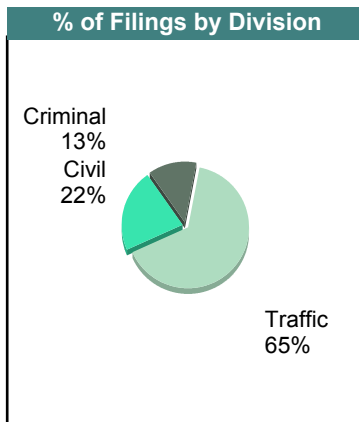
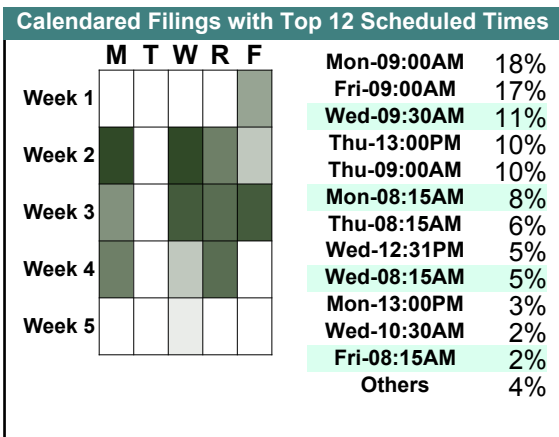
	<u>Fauquier</u>		<u>Loudoun</u>		<u>Rappahannock</u>		<u>Total</u>
C Misdemeanor	1,481	27%	3,906	71%	108	2%	5,495
Felony	492	20%	1,887	78%	54	2%	2,433
Show Cause	213	26%	560	69%	34	4%	807
Capias	158	22%	543	77%	7	1%	708
Civil Violation	83	38%	133	61%	2	1%	218
Motion	154	100%	-	0%	-	0%	154
Total	2,581	26%	7,029	72%	205	2%	9,815
T Infraction	14,599	27%	37,117	68%	2,629	5%	54,345
Misdemeanor	1,944	25%	5,463	70%	358	5%	7,765
Capias	89	42%	109	51%	16	7%	214
Felony	43	36%	77	64%	1	1%	121
Show Cause	18	18%	76	75%	7	7%	101
Motion	46	100%	-	0%	-	0%	46
Restricted O/L	-	0%	31	94%	2	6%	33
Civil Violation	1	100%	-	0%	-	0%	1
Other	-	0%	-	0%	1	100%	1
Total	16,740	27%	42,873	68%	3,014	5%	62,627
V Warrant in Debt	1,217	11%	10,019	89%	63	1%	11,299
Unlawful Detainer	240	11%	1,917	88%	16	1%	2,173
Garnishment	306	16%	1,564	83%	18	1%	1,888
Admin License	191	31%	403	66%	15	2%	609
Interrogatory	133	27%	363	73%	1	0%	497
Show Cause	46	19%	201	81%	-	0%	247
Prelim Prot Order	36	20%	140	77%	5	3%	181
Protective Order	30	18%	132	77%	9	5%	171
Impoundment	24	19%	78	63%	22	18%	124
Other	16	20%	63	77%	3	4%	82
Abstract	21	27%	56	71%	2	3%	79
Bond Forfeiture	8	15%	44	85%	-	0%	52
Counter Claim	10	20%	39	80%	-	0%	49
Overweight	6	16%	32	84%	-	0%	38
Detinue	10	31%	19	59%	3	9%	32
Motion for Judgment	1	4%	24	96%	-	0%	25
Capias	2	11%	16	89%	-	0%	18
Petition-Restore Arms	-	0%	6	100%	-	0%	6
Tenants Assertion	2	33%	4	67%	-	0%	6
Third Party Claim	-	0%	3	100%	-	0%	3
Mechanic's Lien	-	0%	2	100%	-	0%	2
Custody Relief	-	0%	1	100%	-	0%	1
Total	2,299	13%	15,126	86%	157	1%	17,582
Total	21,620	24%	65,028	72%	3,376	4%	90,024

CASELOAD STATISTICS OF THE GENERAL DISTRICT COURTS

December 2017

Henry District: 21

		<u>Filings</u>	<u>Hearings</u>	<u>Transactions</u>	<u>Concluded</u>	<u>Cont</u>
<u>Criminal</u>						
Capias	CA	6	27	27	16	11
Felony	F	23	87	87	24	63
Misdemeanor	M	53	183	188	105	83
Show Cause	SC	14	28	28	16	12
Criminal Total		96	325	330	161	169
<u>Traffic</u>						
Capias	CA	9	36	36	16	20
Felony	F	1	5	5	3	2
Infraction	I	338	370	478	398	80
Misdemeanor	M	137	336	336	183	153
Show Cause	SC	8	19	19	11	8
Traffic Total		493	766	874	611	263
<u>Civil</u>						
Abstract	AJ	3	0	3	3	-
Admin License	AL	5	0	6	6	-
Detinue	DT	3	25	26	3	23
Garnishment	GA	43	0	43	43	-
Interrogatory	IN	1	0	3	3	-
Other	OT	2	0	2	2	-
Protective Order	PO	5	1	5	4	1
Prelim Prot Order	PP	5	0	5	5	-
Petition-Restore Arms	PR	0	1	1	0	1
Unlawful Detainer	UD	13	17	22	18	4
Warrant in Debt	WD	86	98	116	86	30
Civil Total		166	142	232	173	59
Henry Totals		755	1,233	1,436	945	491

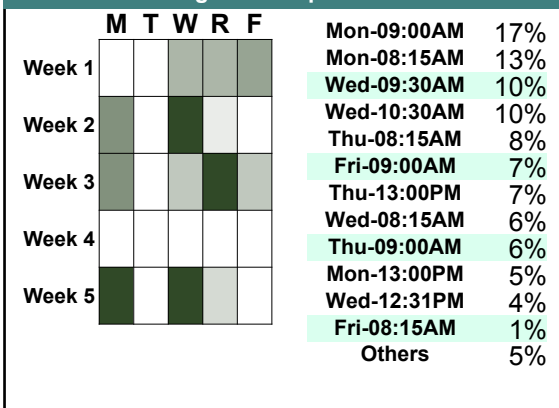


CASELOAD STATISTICS OF THE GENERAL DISTRICT COURTS

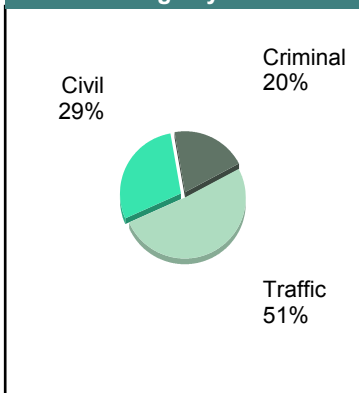
November 2017

		<u>Filings</u>	<u>Hearings</u>	<u>Transactions</u>	<u>Concluded</u>	<u>Cont</u>
<u>Criminal</u>						
Capias	CA	7	26	26	10	16
Felony	F	64	163	163	37	126
Misdemeanor	M	83	198	201	81	120
Show Cause	SC	10	17	17	7	10
Criminal Total		164	404	407	135	272
<u>Traffic</u>						
Capias	CA	9	42	42	20	22
Civil Violation	CV	1	3	3	1	2
Felony	F	2	7	7	2	5
Infraction	I	291	318	409	312	97
Misdemeanor	M	99	278	278	123	155
Show Cause	SC	11	16	16	4	12
Traffic Total		413	664	755	462	293
<u>Civil</u>						
Abstract	AJ	5	0	5	5	-
Admin License	AL	4	0	4	4	-
Detinue	DT	37	54	57	33	24
Garnishment	GA	46	0	46	46	-
Impoundment	IM	2	0	2	2	-
Interrogatory	IN	3	2	3	1	2
Other	OT	1	0	1	1	-
Protective Order	PO	3	0	3	3	-
Prelim Prot Order	PP	3	0	3	3	-
Tenants Assertion	TA	0	0	2	2	-
Unlawful Detainer	UD	44	37	57	48	9
Warrant in Debt	WD	85	81	104	73	31
Civil Total		233	174	287	221	66
Henry Totals		810	1,242	1,449	818	631

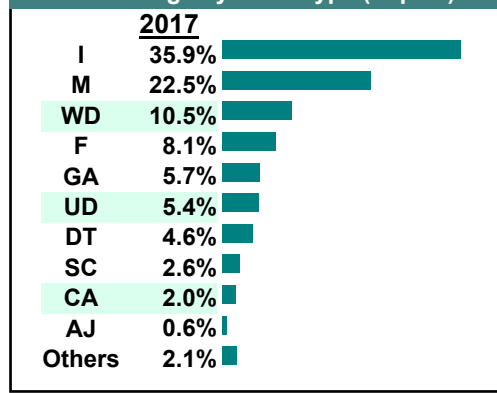
Calendared Filings with Top 12 Scheduled Times



% of Filings by Division



% of Filings by Case Type (Top 10)



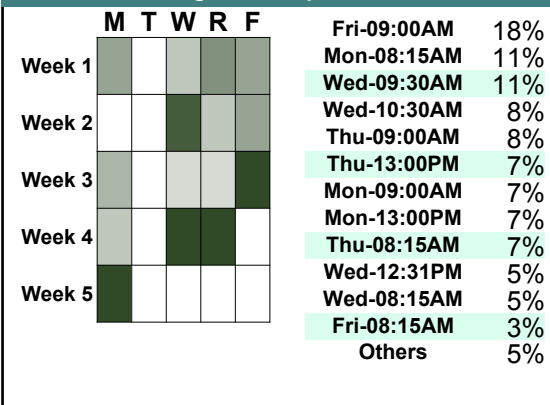
CASELOAD STATISTICS OF THE GENERAL DISTRICT COURTS

October 2017

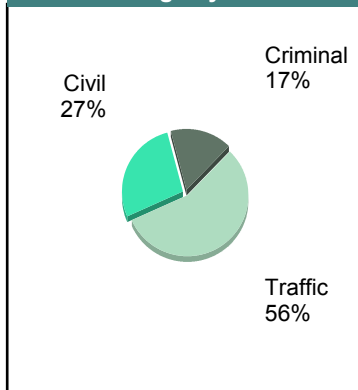
Henry District: 21

		<u>Filings</u>	<u>Hearings</u>	<u>Transactions</u>	<u>Concluded</u>	<u>Cont</u>
<u>Criminal</u>						
Capias	CA	13	36	36	17	19
Felony	F	35	117	117	36	81
Misdemeanor	M	116	241	249	124	125
Show Cause	SC	13	24	24	12	12
Criminal Total		177	418	426	189	237
<u>Traffic</u>						
Capias	CA	14	44	44	17	27
Civil Violation	CV	1	3	3	2	1
Felony	F	2	5	5	3	2
Infraction	I	429	407	585	458	127
Misdemeanor	M	141	341	341	175	166
Show Cause	SC	11	23	23	13	10
Traffic Total		598	823	1,001	668	333
<u>Civil</u>						
Abstract	AJ	1	0	1	1	-
Admin License	AL	6	1	6	5	1
Detinue	DT	38	47	53	35	18
Garnishment	GA	56	0	56	56	-
Protective Order	PO	9	0	9	9	-
Prelim Prot Order	PP	7	0	7	7	-
Petition-Restore Arms	PR	1	0	1	1	-
Unlawful Detainer	UD	46	41	50	39	11
Warrant in Debt	WD	129	115	148	127	21
Civil Total		293	204	331	280	51
Henry Totals		1,068	1,445	1,758	1,137	621

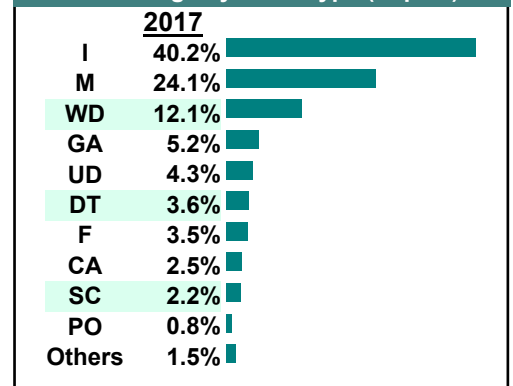
Calendared Filings with Top 12 Scheduled Times



% of Filings by Division



% of Filings by Case Type (Top 10)



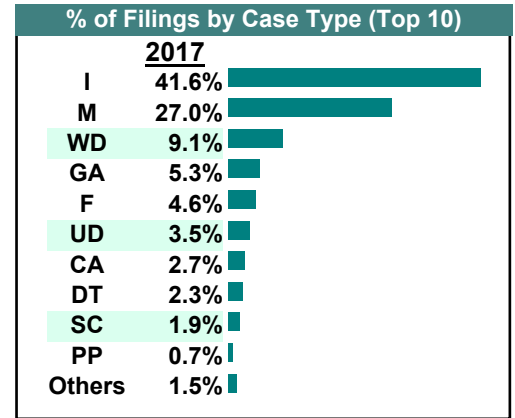
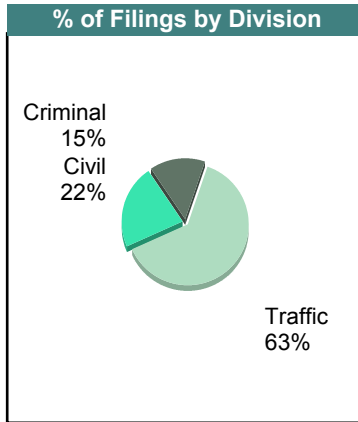
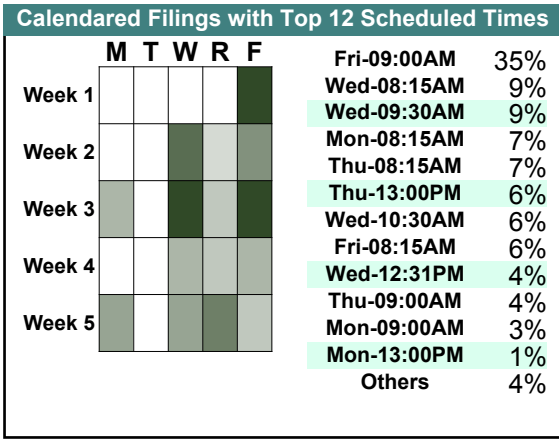
CASELOAD STATISTICS OF THE GENERAL DISTRICT COURTS

September 2017

Henry

District: 21

		<u>Filings</u>	<u>Hearings</u>	<u>Transactions</u>	<u>Concluded</u>	<u>Cont</u>
<u>Criminal</u>						
Capias	CA	8	23	23	8	15
Felony	F	50	154	154	64	90
Misdemeanor	M	109	225	235	108	127
Show Cause	SC	6	17	17	8	9
Criminal Total		173	419	429	188	241
<u>Traffic</u>						
Capias	CA	23	58	58	26	32
Civil Violation	CV	2	6	6	1	5
Felony	F	3	6	6	2	4
Infraction	I	482	522	686	515	171
Misdemeanor	M	204	480	482	230	252
Show Cause	SC	16	29	29	19	10
Traffic Total		730	1,101	1,267	793	474
<u>Civil</u>						
Admin License	AL	4	0	4	4	-
Detinue	DT	27	36	45	27	18
Garnishment	GA	61	1	61	60	-
Impoundment	IM	2	0	2	2	-
Interrogatory	IN	1	1	1	0	1
Other	OT	3	0	3	3	-
Protective Order	PO	4	0	5	5	-
Prelim Prot Order	PP	8	0	8	8	-
Tenants Assertion	TA	1	2	2	0	2
Unlawful Detainer	UD	41	36	48	42	6
Warrant in Debt	WD	105	106	135	114	21
Civil Total		257	182	314	265	48
Henry Totals		1,160	1,702	2,010	1,246	763

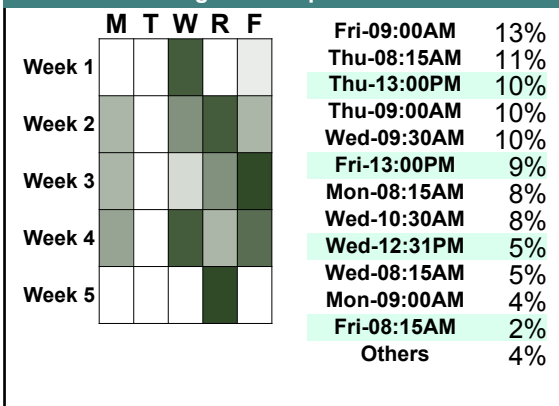


CASELOAD STATISTICS OF THE GENERAL DISTRICT COURTS

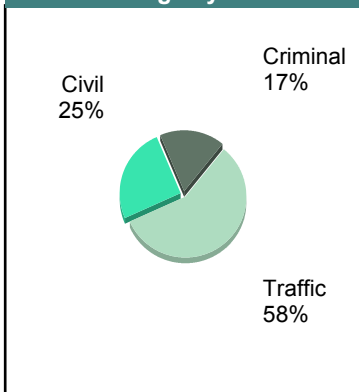
August 2017

		<u>Filings</u>	<u>Hearings</u>	<u>Transactions</u>	<u>Concluded</u>	<u>Cont</u>
<u>Criminal</u>						
Capias	CA	18	31	31	10	21
Civil Violation	CV	3	3	3	3	-
Felony	F	45	133	133	33	100
Misdemeanor	M	103	222	235	112	123
Show Cause	SC	7	21	21	10	11
Criminal Total		176	410	423	168	255
<u>Traffic</u>						
Capias	CA	19	49	49	12	37
Civil Violation	CV	1	1	1	1	-
Felony	F	2	8	8	5	3
Infraction	I	408	405	564	389	175
Misdemeanor	M	144	382	385	153	232
Show Cause	SC	14	32	32	17	15
Traffic Total		588	877	1,039	577	462
<u>Civil</u>						
Abstract	AJ	1	0	1	1	-
Admin License	AL	2	0	2	2	-
Detinue	DT	30	35	40	24	16
Garnishment	GA	61	0	62	62	-
Impoundment	IM	2	0	2	2	-
Interrogatory	IN	1	0	1	1	-
Protective Order	PO	3	1	3	2	1
Prelim Prot Order	PP	2	0	2	2	-
Unlawful Detainer	UD	42	39	50	41	9
Warrant in Debt	WD	114	117	145	112	33
Civil Total		258	192	308	249	59
Henry Totals		1,022	1,479	1,770	994	776

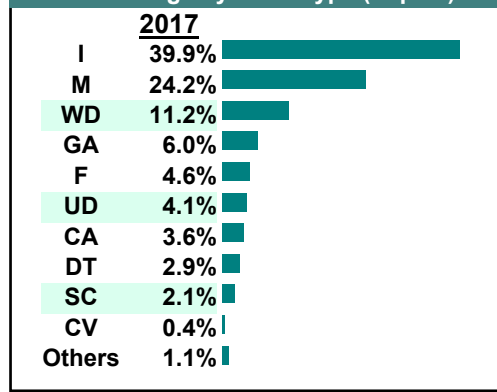
Calendared Filings with Top 12 Scheduled Times



% of Filings by Division



% of Filings by Case Type (Top 10)



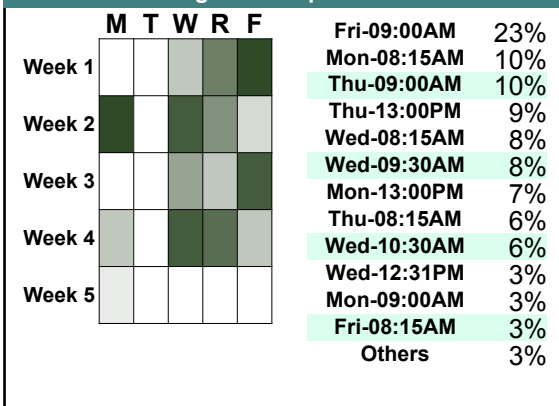
CASELOAD STATISTICS OF THE GENERAL DISTRICT COURTS

July 2017

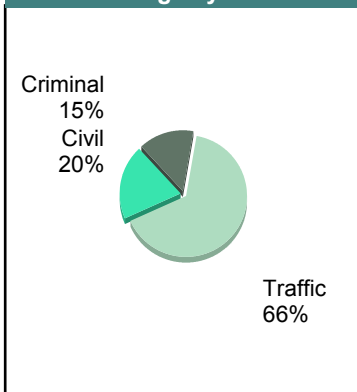
Henry District: 21

		<u>Filings</u>	<u>Hearings</u>	<u>Transactions</u>	<u>Concluded</u>	<u>Cont</u>
<u>Criminal</u>						
Capias	CA	8	17	17	6	11
Felony	F	45	138	138	46	92
Misdemeanor	M	94	219	228	86	142
Show Cause	SC	17	32	32	16	16
Criminal Total		164	406	415	154	261
<u>Traffic</u>						
Capias	CA	16	36	36	11	25
Civil Violation	CV	1	1	1	0	1
Felony	F	2	7	7	2	5
Infraction	I	451	466	632	446	186
Misdemeanor	M	255	512	527	259	268
Show Cause	SC	17	40	40	17	23
Traffic Total		742	1,062	1,243	735	508
<u>Civil</u>						
Abstract	AJ	3	0	3	3	-
Admin License	AL	4	0	4	4	-
Detinue	DT	19	27	38	27	11
Garnishment	GA	52	1	52	51	1
Impoundment	IM	1	0	1	1	-
Other	OT	1	0	1	1	-
Protective Order	PO	5	1	6	5	1
Prelim Prot Order	PP	2	0	2	2	-
Tenants Assertion	TA	1	1	1	0	1
Unlawful Detainer	UD	39	27	42	37	5
Warrant in Debt	WD	97	110	134	91	43
Civil Total		224	167	284	222	62
Henry Totals		1,130	1,635	1,942	1,111	831

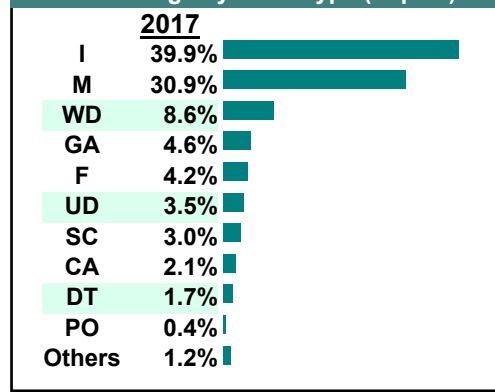
Calendared Filings with Top 12 Scheduled Times



% of Filings by Division



% of Filings by Case Type (Top 10)

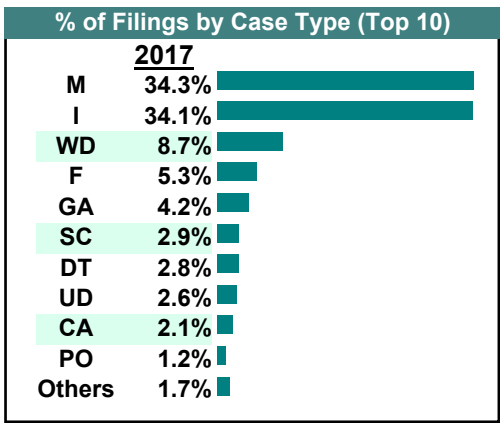
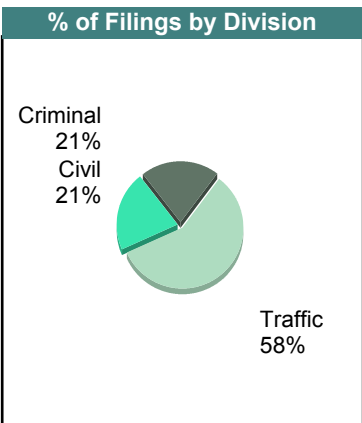
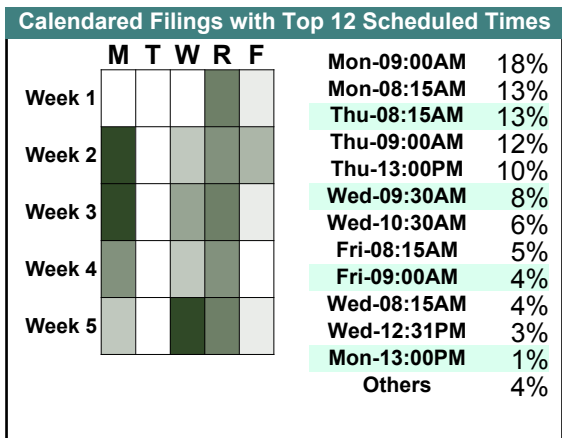


CASELOAD STATISTICS OF THE GENERAL DISTRICT COURTS

June 2017

Henry District: 21

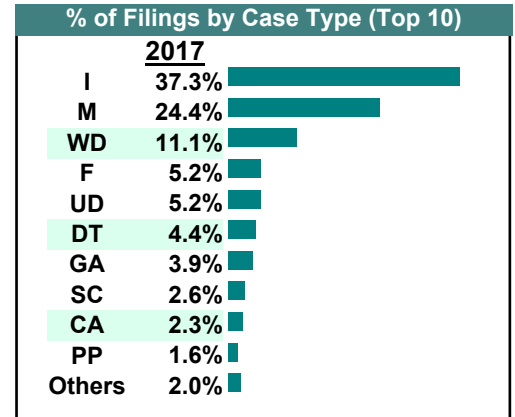
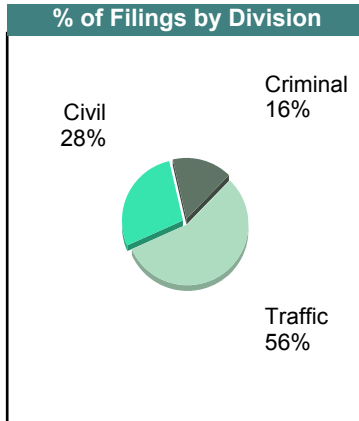
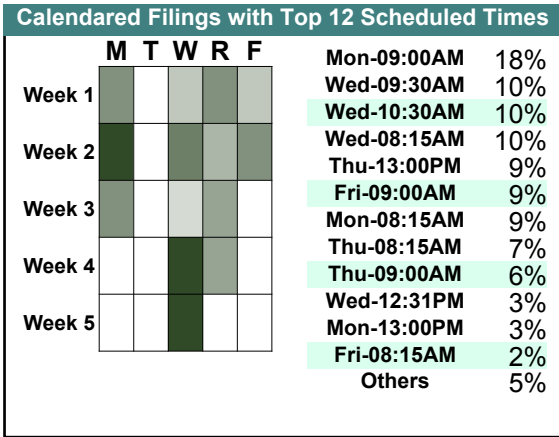
		<u>Filings</u>	<u>Hearings</u>	<u>Transactions</u>	<u>Concluded</u>	<u>Cont</u>
<u>Criminal</u>						
Capias	CA	5	22	22	10	12
Felony	F	48	181	181	57	124
Misdemeanor	M	142	259	283	138	145
Show Cause	SC	15	30	30	12	18
Criminal Total		210	492	516	217	299
<u>Traffic</u>						
Capias	CA	16	42	42	14	28
Civil Violation	CV	2	4	4	2	2
Felony	F	5	18	18	8	10
Infraction	I	341	376	472	309	163
Misdemeanor	M	201	400	410	144	266
Show Cause	SC	14	27	27	11	16
Traffic Total		579	867	973	488	485
<u>Civil</u>						
Abstract	AJ	2	0	2	2	-
Detinue	DT	28	29	37	19	18
Garnishment	GA	42	0	42	42	-
Interrogatory	IN	1	0	1	1	-
Protective Order	PO	12	1	14	13	1
Prelim Prot Order	PP	12	0	12	12	-
Unlawful Detainer	UD	26	24	35	33	2
Warrant in Debt	WD	87	82	112	85	27
Civil Total		210	136	255	207	48
Henry Totals		999	1,495	1,744	912	832



CASELOAD STATISTICS OF THE GENERAL DISTRICT COURTS

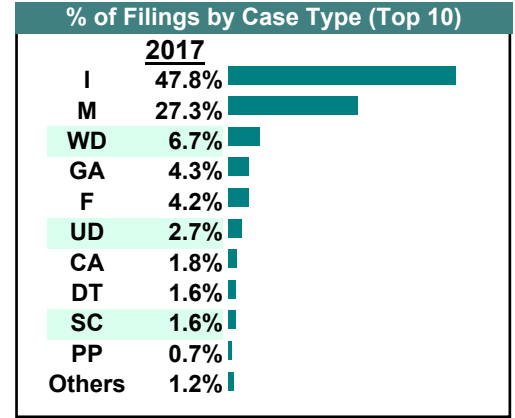
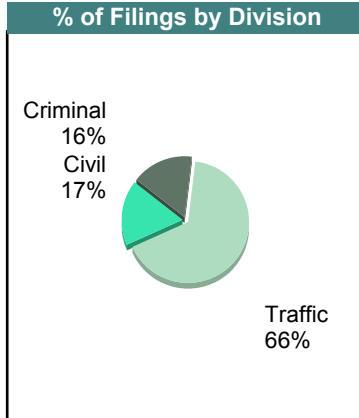
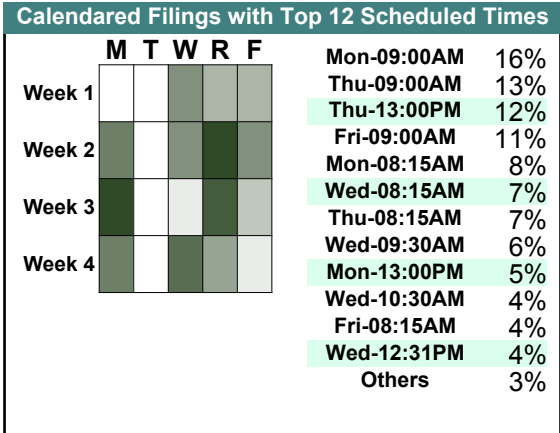
May 2017

		Filings	Hearings	Transactions	Concluded	Cont
<u>Criminal</u>						
Capias	CA	4	16	16	6	10
Civil Violation	CV	1	2	2	2	-
Felony	F	46	149	149	52	97
Misdemeanor	M	88	195	204	94	110
Show Cause	SC	10	14	14	6	8
Criminal Total		149	376	385	160	225
<u>Traffic</u>						
Capias	CA	18	59	59	31	28
Civil Violation	CV	0	1	1	1	-
Felony	F	3	11	11	4	7
Infraction	I	354	449	582	432	150
Misdemeanor	M	143	411	413	203	210
Show Cause	SC	15	31	31	19	12
Traffic Total		533	962	1,097	690	407
<u>Civil</u>						
Abstract	AJ	2	0	2	2	-
Admin License	AL	6	0	7	7	-
Detinue	DT	42	38	46	37	9
Garnishment	GA	37	0	37	37	-
Protective Order	PO	10	3	13	10	3
Prelim Prot Order	PP	15	0	15	15	-
Unlawful Detainer	UD	49	46	57	46	11
Warrant in Debt	WD	105	101	127	100	27
Civil Total		266	188	304	254	50
Henry Totals		948	1,526	1,786	1,104	682



April 2017

		<u>Filings</u>	<u>Hearings</u>	<u>Transactions</u>	<u>Concluded</u>	<u>Cont</u>
<u>Criminal</u>						
Capias	CA	4	10	10	3	7
Felony	F	42	130	130	51	79
Misdemeanor	M	130	224	248	123	125
Show Cause	SC	4	13	13	6	7
Criminal Total		180	377	401	183	218
<u>Traffic</u>						
Capias	CA	16	41	41	18	23
Civil Violation	CV	2	3	3	0	3
Felony	F	4	13	13	5	8
Infraction	I	522	480	717	505	212
Misdemeanor	M	168	406	415	158	257
Show Cause	SC	14	41	41	25	16
Traffic Total		726	984	1,230	711	519
<u>Civil</u>						
Admin License	AL	3	0	3	3	-
Detinue	DT	18	19	27	23	4
Garnishment	GA	47	0	47	47	-
Interrogatory	IN	1	0	3	3	-
Protective Order	PO	7	1	7	6	1
Prelim Prot Order	PP	8	1	10	9	1
Unlawful Detainer	UD	30	26	34	28	6
Warrant in Debt	WD	73	70	97	76	21
Civil Total		187	117	228	195	33
Henry Totals		1,093	1,478	1,859	1,089	770



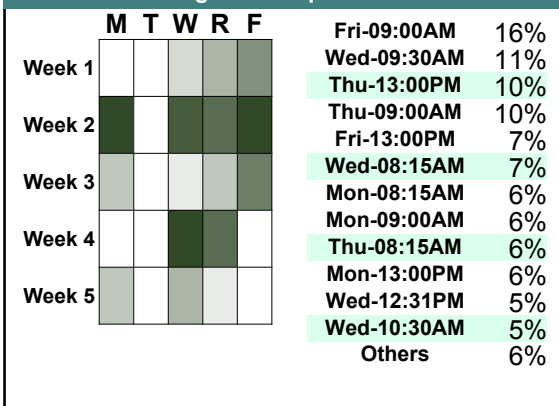
CASELOAD STATISTICS OF THE GENERAL DISTRICT COURTS

March 2017

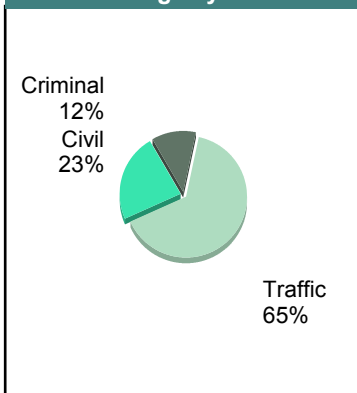
Henry
District: 21

		<u>Filings</u>	<u>Hearings</u>	<u>Transactions</u>	<u>Concluded</u>	<u>Cont</u>
<u>Criminal</u>						
Capias	CA	6	26	26	12	14
Civil Violation	CV	1	1	1	0	1
Felony	F	37	136	136	40	96
Misdemeanor	M	91	211	215	77	138
Show Cause	SC	8	17	17	7	10
Criminal Total		143	391	395	136	259
<u>Traffic</u>						
Capias	CA	16	37	37	14	23
Civil Violation	CV	0	1	1	1	-
Felony	F	4	7	7	3	4
Infraction	I	583	538	767	565	202
Misdemeanor	M	175	403	409	164	245
Show Cause	SC	21	45	45	21	24
Traffic Total		799	1,031	1,266	768	498
<u>Civil</u>						
Abstract	AJ	1	0	1	1	-
Admin License	AL	3	1	3	2	1
Detinue	DT	21	30	45	31	14
Garnishment	GA	75	0	75	75	-
Impoundment	IM	2	0	2	2	-
Interrogatory	IN	1	0	1	1	-
Other	OT	1	0	1	1	-
Protective Order	PO	4	0	6	6	-
Prelim Prot Order	PP	2	0	2	2	-
Unlawful Detainer	UD	38	36	49	43	6
Warrant in Debt	WD	139	130	176	140	36
Civil Total		287	197	361	304	57
Henry Totals		1,229	1,619	2,022	1,208	814

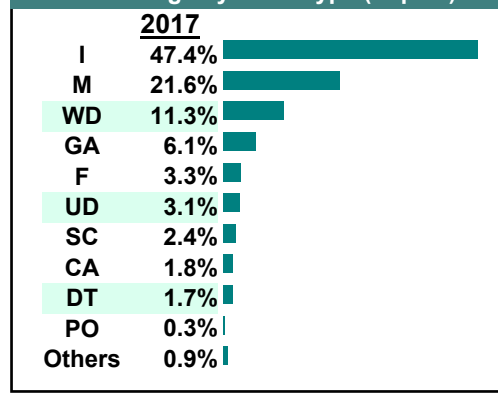
Calendared Filings with Top 12 Scheduled Times



% of Filings by Division



% of Filings by Case Type (Top 10)

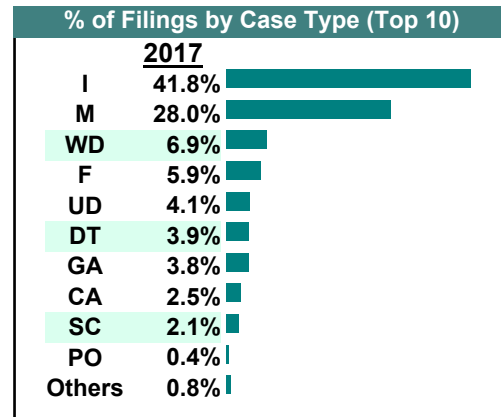
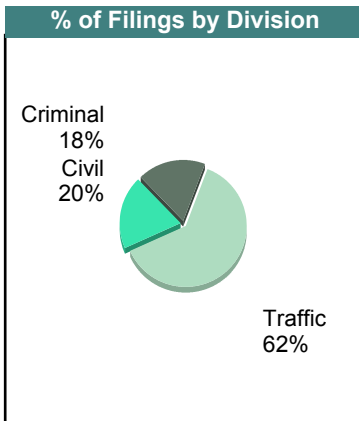
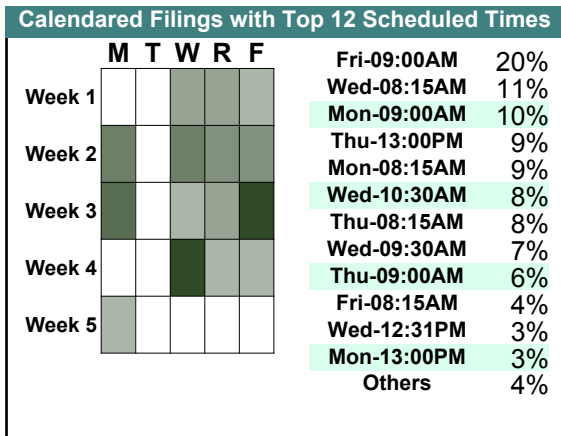


CASELOAD STATISTICS OF THE GENERAL DISTRICT COURTS

February 2017

Henry
District: 21

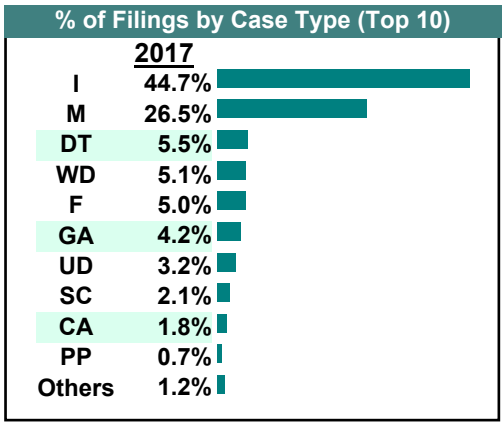
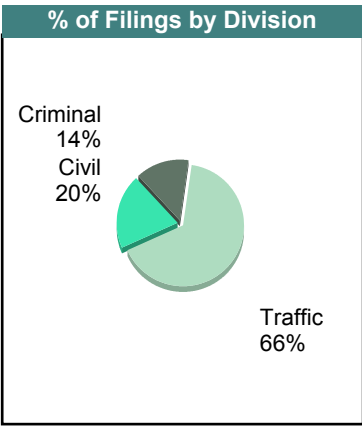
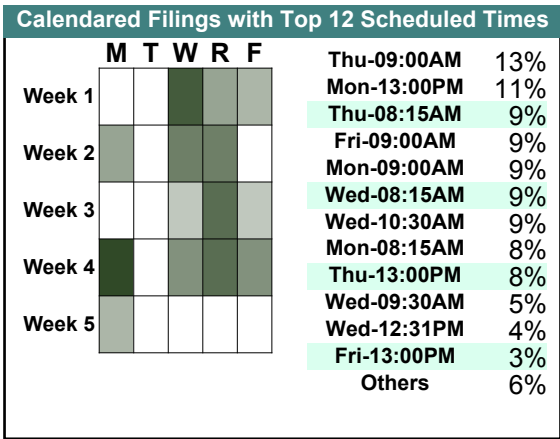
		<u>Filings</u>	<u>Hearings</u>	<u>Transactions</u>	<u>Concluded</u>	<u>Cont</u>
<u>Criminal</u>						
Capias	CA	9	18	18	6	12
Felony	F	51	149	149	38	111
Misdemeanor	M	114	241	249	132	117
Show Cause	SC	7	13	13	6	7
Criminal Total		181	421	429	182	247
<u>Traffic</u>						
Capias	CA	16	33	33	10	23
Civil Violation	CV	2	3	3	2	1
Felony	F	8	13	13	3	10
Infraction	I	421	435	578	400	178
Misdemeanor	M	168	345	355	143	212
Show Cause	SC	14	36	36	14	22
Traffic Total		629	865	1,018	572	446
<u>Civil</u>						
Abstract	AJ	2	0	2	2	-
Admin License	AL	1	0	1	1	-
Detinue	DT	39	52	60	41	19
Garnishment	GA	38	0	38	38	-
Interrogatory	IN	0	2	2	0	2
Protective Order	PO	4	2	4	2	2
Prelim Prot Order	PP	3	0	3	3	-
Unlawful Detainer	UD	41	36	48	39	9
Warrant in Debt	WD	69	77	86	61	25
Civil Total		197	169	244	187	57
Henry Totals		1,007	1,455	1,691	941	750



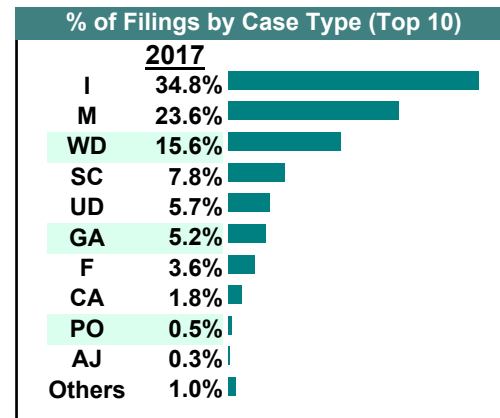
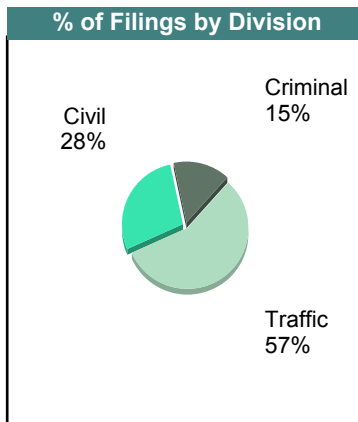
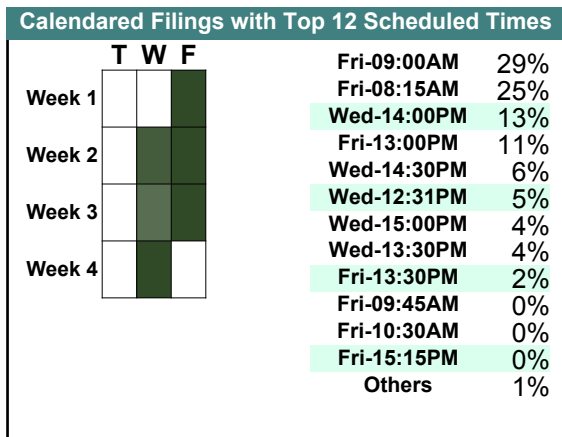
CASELOAD STATISTICS OF THE GENERAL DISTRICT COURTS

January 2017

		<u>Filings</u>	<u>Hearings</u>	<u>Transactions</u>	<u>Concluded</u>	<u>Cont</u>
<u>Criminal</u>						
Capias	CA	6	18	18	11	7
Felony	F	48	120	120	25	95
Misdemeanor	M	95	220	223	74	149
Show Cause	SC	3	13	13	6	7
Criminal Total		152	371	374	116	258
<u>Traffic</u>						
Capias	CA	13	39	39	8	31
Civil Violation	CV	1	2	2	1	1
Felony	F	6	12	12	3	9
Infraction	I	482	463	626	451	175
Misdemeanor	M	191	427	439	160	279
Show Cause	SC	20	49	49	18	31
Traffic Total		713	992	1,167	641	526
<u>Civil</u>						
Admin License	AL	1	0	1	1	-
Detinue	DT	59	89	116	70	46
Garnishment	GA	45	0	45	45	-
Impoundment	IM	2	0	2	2	-
Other	OT	3	1	4	3	1
Protective Order	PO	6	0	6	6	-
Prelim Prot Order	PP	8	0	8	8	-
Show Cause	SC	0	0	1	1	-
Unlawful Detainer	UD	35	29	37	33	4
Warrant in Debt	WD	55	57	76	58	18
Civil Total		214	176	296	227	69
Henry Totals		1,079	1,539	1,837	984	853



		<u>Filings</u>	<u>Hearings</u>	<u>Transactions</u>	<u>Concluded</u>	<u>Cont</u>
<u>Criminal</u>						
Capias	CA	2	15	15	10	5
Felony	F	13	46	46	17	29
Misdemeanor	M	35	100	103	37	66
Show Cause	SC	8	15	15	6	9
Criminal Total		58	176	179	70	109
<u>Traffic</u>						
Capias	CA	5	10	10	5	5
Civil Violation	CV	0	3	3	0	3
Felony	F	1	8	8	2	6
Infraction	I	134	138	199	140	59
Misdemeanor	M	56	172	172	49	123
Show Cause	SC	22	37	37	18	19
Traffic Total		218	368	429	214	215
<u>Civil</u>						
Abstract	AJ	1	0	1	1	-
Detinue	DT	1	1	1	0	1
Garnishment	GA	20	1	20	19	1
Interrogatory	IN	0	0	1	1	-
Motion for Judgment	MJ	1	1	1	0	1
Other	OT	1	1	2	2	-
Protective Order	PO	2	1	2	2	-
Prelim Prot Order	PP	1	1	3	3	-
Unlawful Detainer	UD	22	22	25	18	7
Warrant in Debt	WD	60	61	74	54	20
Civil Total		109	89	130	100	30
Martinsville Totals		385	633	738	384	354



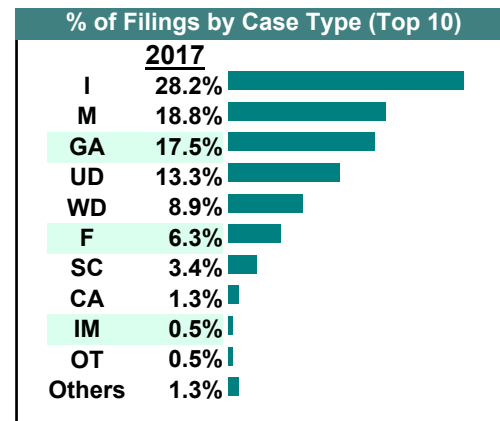
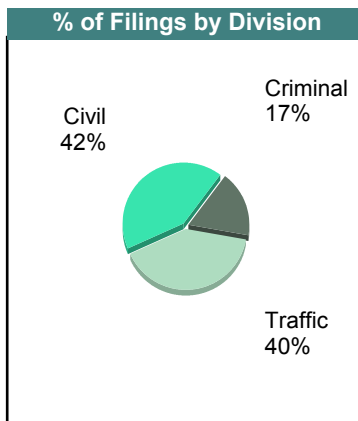
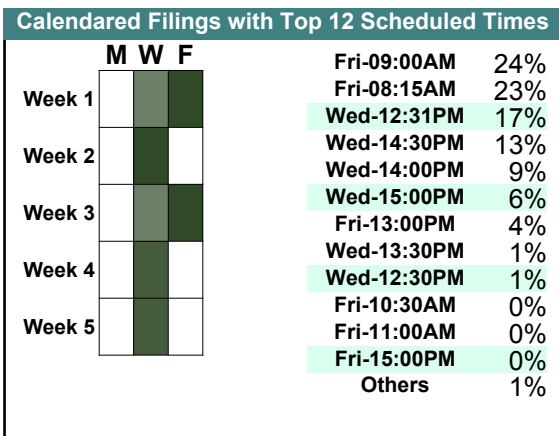
CASELOAD STATISTICS OF THE GENERAL DISTRICT COURTS

November 2017

Martinsville

District: 21

		<u>Filings</u>	<u>Hearings</u>	<u>Transactions</u>	<u>Concluded</u>	<u>Cont</u>
<u>Criminal</u>						
Capias	CA	2	11	11	2	9
Felony	F	23	47	47	9	38
Misdemeanor	M	35	87	88	32	56
Show Cause	SC	7	15	15	8	7
Criminal Total		67	160	161	51	110
<u>Traffic</u>						
Capias	CA	3	7	7	1	6
Civil Violation	CV	0	1	1	1	-
Felony	F	1	3	3	1	2
Infraction	I	108	136	175	117	58
Misdemeanor	M	37	119	119	47	72
Show Cause	SC	6	17	17	4	13
Traffic Total		155	283	322	171	151
<u>Civil</u>						
Detinue	DT	1	1	1	1	-
Garnishment	GA	67	0	67	67	-
Impoundment	IM	2	0	2	2	-
Interrogatory	IN	1	1	1	0	1
Other	OT	2	1	2	1	1
Protective Order	PO	1	0	1	1	-
Prelim Prot Order	PP	2	3	4	1	3
Unlawful Detainer	UD	51	40	63	54	9
Warrant in Debt	WD	34	36	44	39	5
Civil Total		161	82	185	166	19
Martinsville Totals		383	525	668	388	280



CASELOAD STATISTICS OF THE GENERAL DISTRICT COURTS

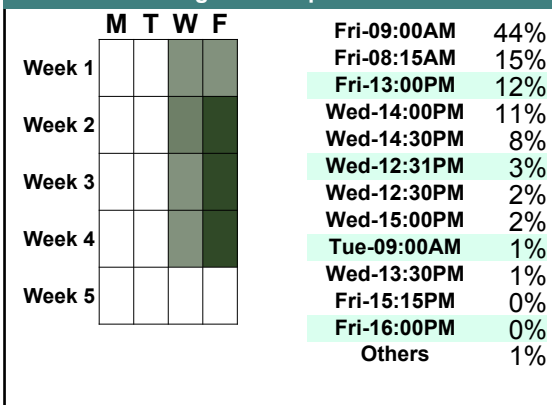
October 2017

Martinsville

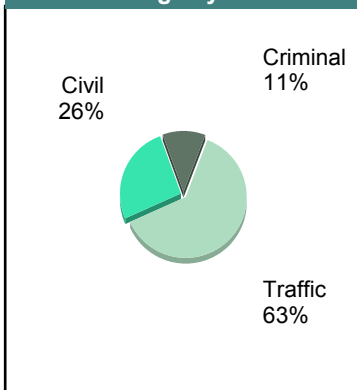
District: 21

		<u>Filings</u>	<u>Hearings</u>	<u>Transactions</u>	<u>Concluded</u>	<u>Cont</u>
<u>Criminal</u>						
Capias	CA	5	13	13	4	9
Civil Violation	CV	1	1	1	1	-
Felony	F	12	58	58	26	32
Misdemeanor	M	40	119	122	61	61
Show Cause	SC	3	14	14	6	8
Criminal Total		61	205	208	98	110
<u>Traffic</u>						
Capias	CA	0	8	8	7	1
Civil Violation	CV	1	4	4	1	3
Felony	F	2	4	4	1	3
Infraction	I	274	246	371	303	68
Misdemeanor	M	57	191	191	98	93
Show Cause	SC	3	20	20	12	8
Traffic Total		337	473	598	422	176
<u>Civil</u>						
Admin License	AL	2	0	2	2	-
Garnishment	GA	26	0	26	26	-
Impoundment	IM	2	0	2	2	-
Interrogatory	IN	1	1	1	0	1
Protective Order	PO	1	1	2	2	-
Prelim Prot Order	PP	1	1	2	2	-
Unlawful Detainer	UD	46	49	58	47	11
Warrant in Debt	WD	62	67	72	59	13
Civil Total		141	119	165	140	25
Martinsville Totals		539	797	971	660	311

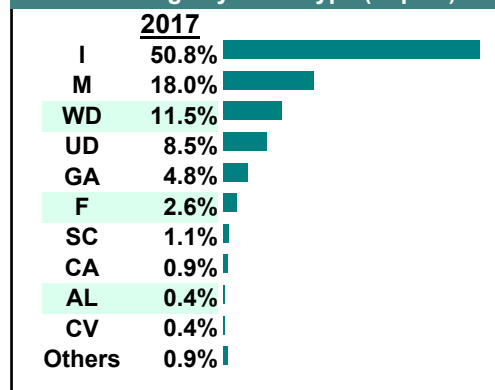
Calendared Filings with Top 12 Scheduled Times



% of Filings by Division



% of Filings by Case Type (Top 10)



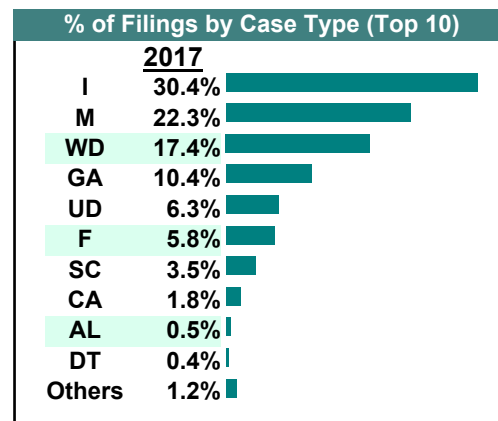
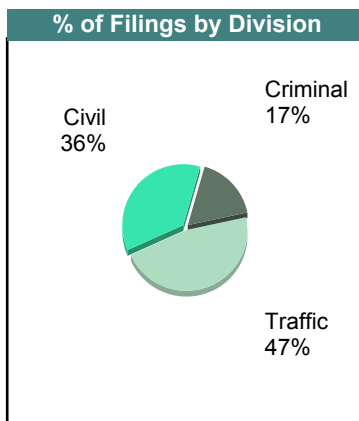
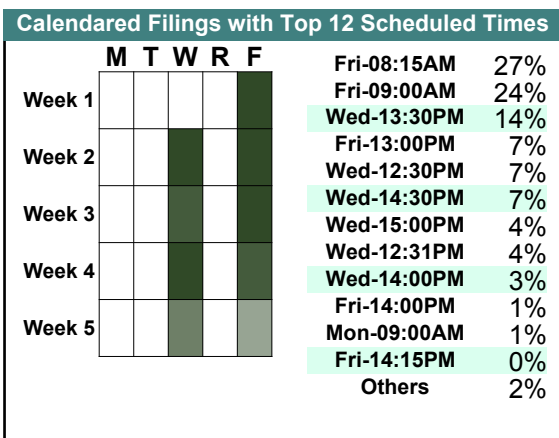
CASELOAD STATISTICS OF THE GENERAL DISTRICT COURTS

September 2017

Martinsville

District: 21

		<u>Filings</u>	<u>Hearings</u>	<u>Transactions</u>	<u>Concluded</u>	<u>Cont</u>
<u>Criminal</u>						
Capias	CA	5	15	15	6	9
Felony	F	30	86	86	23	63
Misdemeanor	M	56	161	164	55	109
Show Cause	SC	7	21	21	5	16
Criminal Total		98	283	286	89	197
<u>Traffic</u>						
Capias	CA	5	19	19	7	12
Civil Violation	CV	1	2	2	0	2
Felony	F	3	5	5	0	5
Infraction	I	173	223	281	169	112
Misdemeanor	M	71	240	240	69	171
Show Cause	SC	13	31	31	9	22
Traffic Total		266	520	578	254	324
<u>Civil</u>						
Admin License	AL	3	0	3	3	-
Detinue	DT	2	0	3	3	-
Garnishment	GA	59	2	60	58	2
Impoundment	IM	2	0	2	2	-
Protective Order	PO	2	1	2	1	1
Prelim Prot Order	PP	2	1	2	1	1
Unlawful Detainer	UD	36	35	51	40	11
Warrant in Debt	WD	99	103	118	99	19
Civil Total		205	142	241	207	34
Martinsville Totals		569	945	1,105	550	555



CASELOAD STATISTICS OF THE GENERAL DISTRICT COURTS

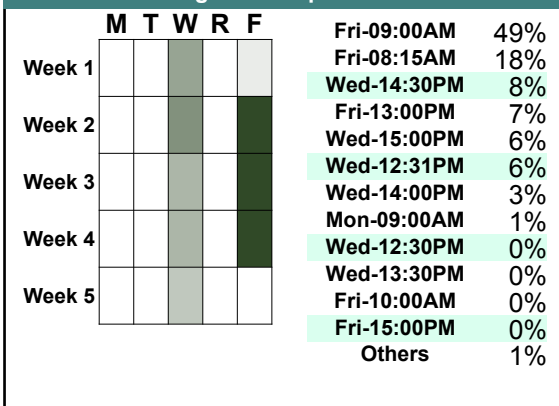
August 2017

Martinsville

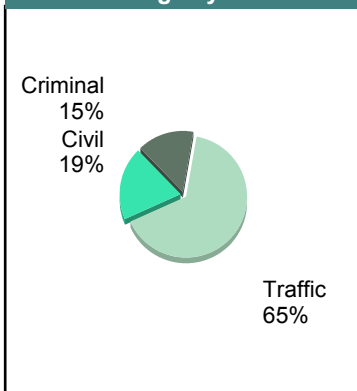
District: 21

		<u>Filings</u>	<u>Hearings</u>	<u>Transactions</u>	<u>Concluded</u>	<u>Cont</u>
<u>Criminal</u>						
Capias	CA	3	9	9	4	5
Civil Violation	CV	1	1	1	1	-
Felony	F	27	56	56	10	46
Misdemeanor	M	53	97	102	40	62
Show Cause	SC	2	3	3	1	2
Criminal Total		86	166	171	56	115
<u>Traffic</u>						
Capias	CA	3	18	18	9	9
Civil Violation	CV	1	4	4	1	3
Felony	F	1	4	4	2	2
Infraction	I	307	285	412	317	95
Misdemeanor	M	54	204	204	73	131
Show Cause	SC	7	25	25	7	18
Traffic Total		373	540	667	409	258
<u>Civil</u>						
Abstract	AJ	1	0	1	1	-
Admin License	AL	2	0	2	2	-
Detinue	DT	0	1	1	0	1
Garnishment	GA	35	0	35	35	-
Impoundment	IM	3	0	3	3	-
Interrogatory	IN	0	3	3	0	3
Other	OT	1	0	1	1	-
Protective Order	PO	1	1	1	1	-
Prelim Prot Order	PP	2	2	3	2	1
Unlawful Detainer	UD	47	47	68	51	17
Warrant in Debt	WD	19	36	41	18	23
Civil Total		111	90	159	114	45
Martinsville Totals		570	796	997	579	418

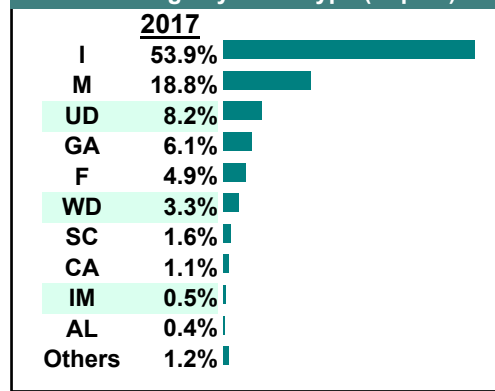
Calendared Filings with Top 12 Scheduled Times



% of Filings by Division



% of Filings by Case Type (Top 10)



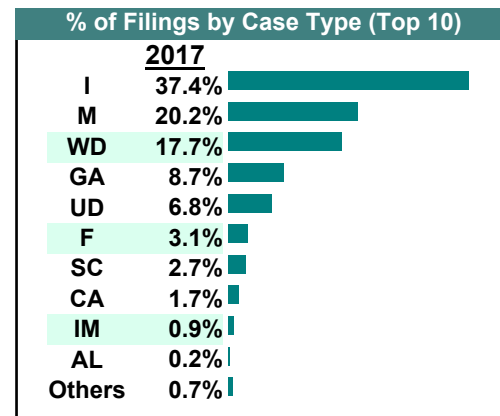
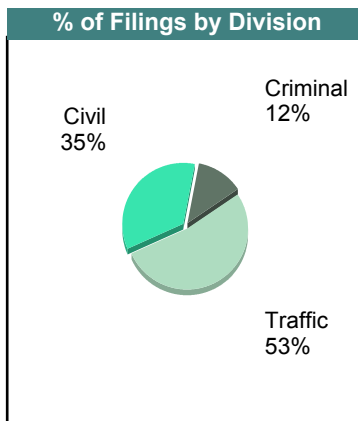
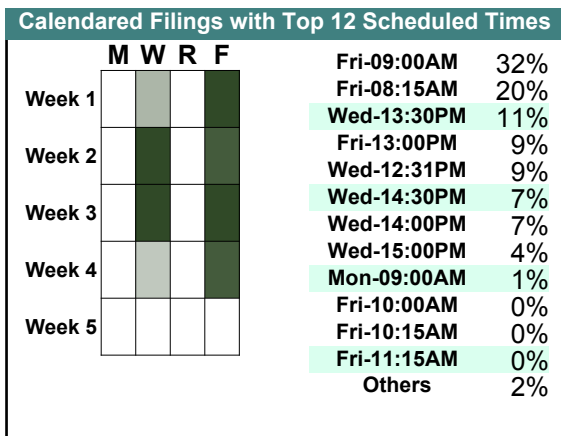
CASELOAD STATISTICS OF THE GENERAL DISTRICT COURTS

July 2017

Martinsville

District: 21

		<u>Filings</u>	<u>Hearings</u>	<u>Transactions</u>	<u>Concluded</u>	<u>Cont</u>
<u>Criminal</u>						
Capias	CA	5	13	13	6	7
Felony	F	17	60	60	29	31
Misdemeanor	M	48	118	124	65	59
Show Cause	SC	3	5	5	2	3
Criminal Total		73	196	202	102	100
<u>Traffic</u>						
Capias	CA	5	23	23	10	13
Civil Violation	CV	1	3	3	1	2
Felony	F	1	4	4	2	2
Infraction	I	220	220	318	219	99
Misdemeanor	M	71	244	244	97	147
Show Cause	SC	13	29	29	12	17
Traffic Total		311	523	621	341	280
<u>Civil</u>						
Admin License	AL	1	0	1	1	-
Detinue	DT	1	1	1	1	-
Garnishment	GA	51	0	51	51	-
Impoundment	IM	5	0	5	5	-
Other	OT	1	0	1	1	-
Protective Order	PO	1	0	1	1	-
Prelim Prot Order	PP	0	1	1	1	-
Unlawful Detainer	UD	40	33	44	30	14
Warrant in Debt	WD	104	97	111	99	12
Civil Total		204	132	216	190	26
Martinsville Totals		588	851	1,039	633	406



CASELOAD STATISTICS OF THE GENERAL DISTRICT COURTS

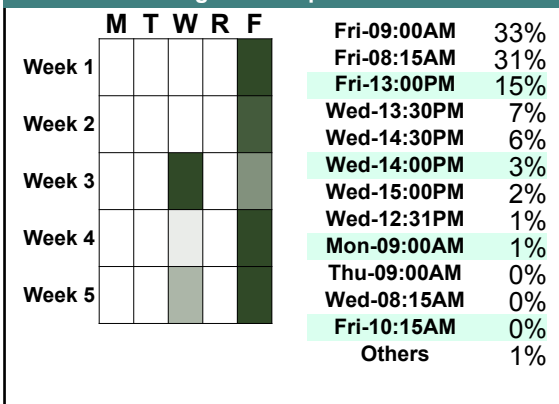
June 2017

Martinsville

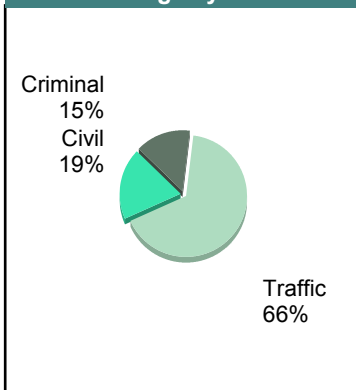
District: 21

		<u>Filings</u>	<u>Hearings</u>	<u>Transactions</u>	<u>Concluded</u>	<u>Cont</u>
<u>Criminal</u>						
Capias	CA	7	15	15	5	10
Civil Violation	CV	0	1	1	1	-
Felony	F	23	42	42	12	30
Misdemeanor	M	65	151	151	49	102
Show Cause	SC	10	15	15	4	11
Criminal Total		105	224	224	71	153
<u>Traffic</u>						
Capias	CA	12	25	25	11	14
Civil Violation	CV	2	4	4	3	1
Felony	F	0	5	5	2	3
Infraction	I	330	314	446	325	121
Misdemeanor	M	107	293	295	95	200
Show Cause	SC	20	38	38	11	27
Traffic Total		471	679	813	447	366
<u>Civil</u>						
Admin License	AL	3	0	3	3	-
Detinue	DT	1	1	2	1	1
Garnishment	GA	10	0	10	10	-
Impoundment	IM	4	0	4	4	-
Interrogatory	IN	0	0	1	1	-
Other	OT	1	0	1	1	-
Protective Order	PO	3	0	3	3	-
Prelim Prot Order	PP	1	2	4	3	1
Unlawful Detainer	UD	39	37	48	39	9
Warrant in Debt	WD	72	74	79	65	14
Civil Total		134	114	155	130	25
Martinsville Totals		710	1,017	1,192	648	544

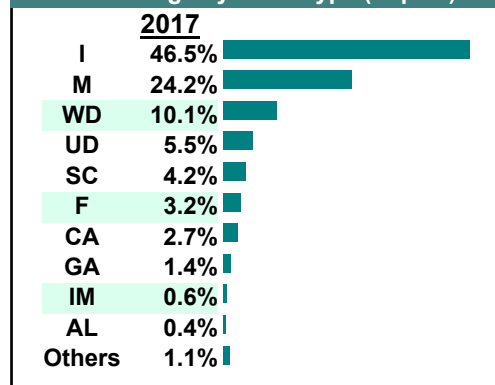
Calendared Filings with Top 12 Scheduled Times



% of Filings by Division

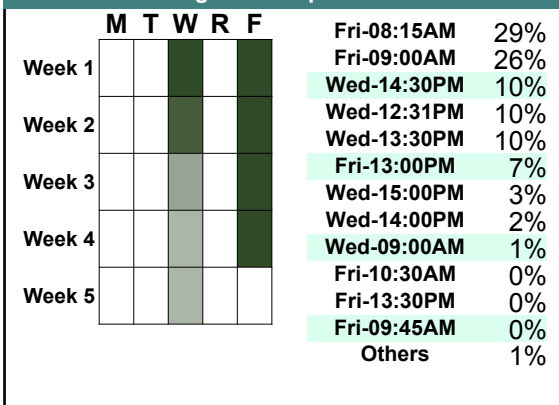


% of Filings by Case Type (Top 10)

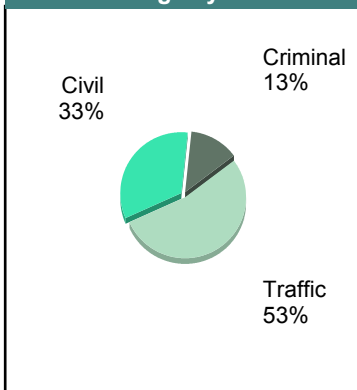


		<u>Filings</u>	<u>Hearings</u>	<u>Transactions</u>	<u>Concluded</u>	<u>Cont</u>
<u>Criminal</u>						
Capias	CA	4	10	10	4	6
Civil Violation	CV	0	1	1	0	1
Felony	F	18	68	68	28	40
Misdemeanor	M	56	131	136	51	85
Show Cause	SC	3	4	4	3	1
Criminal Total		81	214	219	86	133
<u>Traffic</u>						
Capias	CA	11	24	24	10	14
Civil Violation	CV	2	3	3	1	2
Felony	F	2	4	4	1	3
Infraction	I	214	216	311	212	99
Misdemeanor	M	85	227	227	65	162
Show Cause	SC	16	30	30	19	11
Traffic Total		330	504	599	308	291
<u>Civil</u>						
Abstract	AJ	2	0	2	2	-
Admin License	AL	4	0	4	4	-
Garnishment	GA	60	1	60	59	1
Impoundment	IM	3	0	3	3	-
Interrogatory	IN	1	0	1	1	-
Prelim Prot Order	PP	3	3	5	2	3
Unlawful Detainer	UD	62	59	67	59	8
Warrant in Debt	WD	71	74	90	80	10
Civil Total		206	137	232	210	22
Martinsville Totals		617	855	1,050	604	446

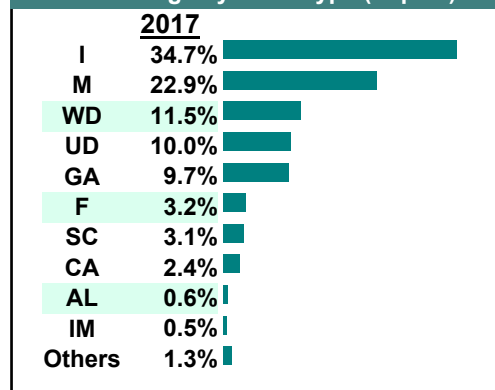
Calendared Filings with Top 12 Scheduled Times



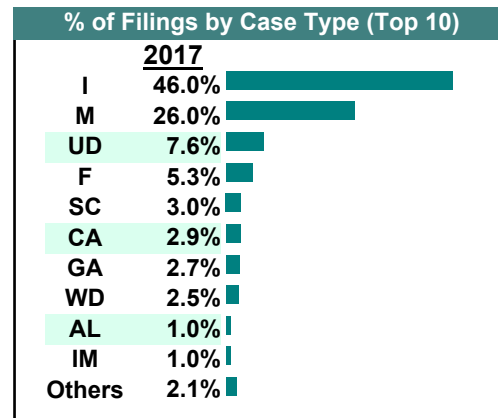
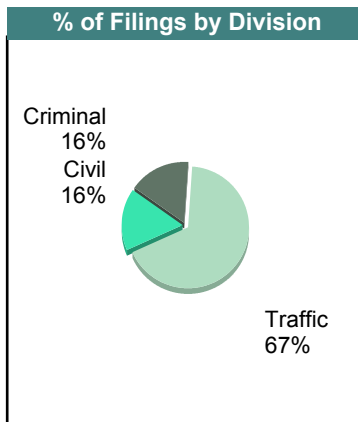
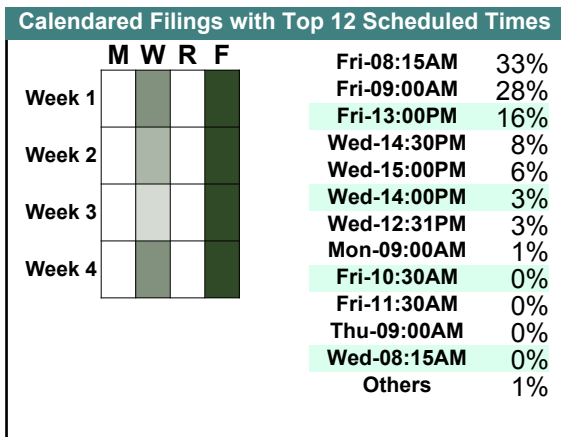
% of Filings by Division



% of Filings by Case Type (Top 10)



		<u>Filings</u>	<u>Hearings</u>	<u>Transactions</u>	<u>Concluded</u>	<u>Cont</u>
<u>Criminal</u>						
Capias	CA	7	17	17	10	7
Felony	F	25	83	83	26	57
Misdemeanor	M	48	146	148	55	93
Show Cause	SC	6	10	10	4	6
Criminal Total		86	256	258	95	163
<u>Traffic</u>						
Capias	CA	8	20	20	4	16
Civil Violation	CV	2	2	2	0	2
Felony	F	3	13	13	6	7
Infraction	I	242	243	350	231	119
Misdemeanor	M	89	248	248	65	183
Show Cause	SC	10	30	30	12	18
Traffic Total		354	556	663	318	345
<u>Civil</u>						
Abstract	AJ	1	0	1	1	-
Admin License	AL	5	0	5	5	-
Garnishment	GA	14	0	14	14	-
Impoundment	IM	5	0	5	5	-
Other	OT	1	0	1	1	-
Protective Order	PO	1	0	1	1	-
Prelim Prot Order	PP	5	4	7	3	4
Tenants Assertion	TA	1	0	1	1	-
Unlawful Detainer	UD	40	24	46	40	6
Warrant in Debt	WD	13	13	18	17	1
Civil Total		86	41	99	88	11
Martinsville Totals		526	853	1,020	501	519



CASELOAD STATISTICS OF THE GENERAL DISTRICT COURTS


March 2017

Martinsville

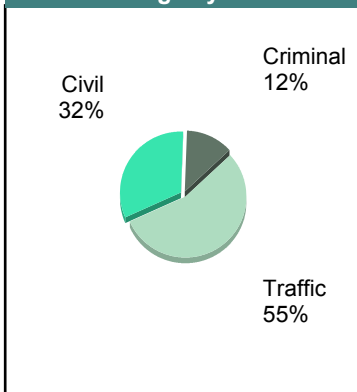
District: 21

		<u>Filings</u>	<u>Hearings</u>	<u>Transactions</u>	<u>Concluded</u>	<u>Cont</u>
<u>Criminal</u>						
Capias	CA	6	13	13	4	9
Civil Violation	CV	4	4	4	4	-
Felony	F	15	75	75	18	57
Misdemeanor	M	51	165	167	58	109
Show Cause	SC	8	15	15	13	2
Criminal Total		84	272	274	97	177
<u>Traffic</u>						
Capias	CA	8	22	22	4	18
Civil Violation	CV	0	3	3	1	2
Felony	F	3	5	5	1	4
Infraction	I	242	264	347	208	139
Misdemeanor	M	104	299	299	82	217
Show Cause	SC	20	41	41	14	27
Traffic Total		377	634	717	310	407
<u>Civil</u>						
Admin License	AL	3	0	3	3	-
Detinue	DT	1	1	1	0	1
Garnishment	GA	64	1	66	65	1
Impoundment	IM	5	0	6	6	-
Interrogatory	IN	3	4	4	0	4
Other	OT	2	2	4	3	1
Protective Order	PO	3	0	3	3	-
Prelim Prot Order	PP	3	1	4	3	1
Unlawful Detainer	UD	34	24	40	34	6
Warrant in Debt	WD	102	116	129	103	26
Civil Total		220	149	260	220	40
Martinsville Totals		681	1,055	1,251	627	624

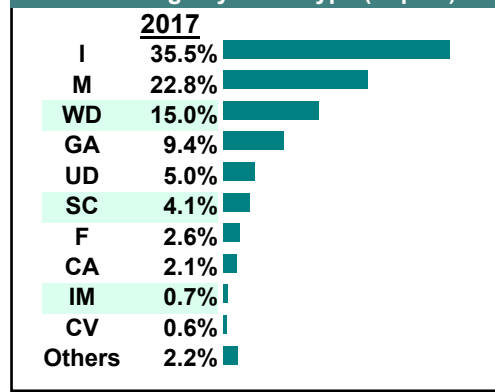
Calendared Filings with Top 12 Scheduled Times



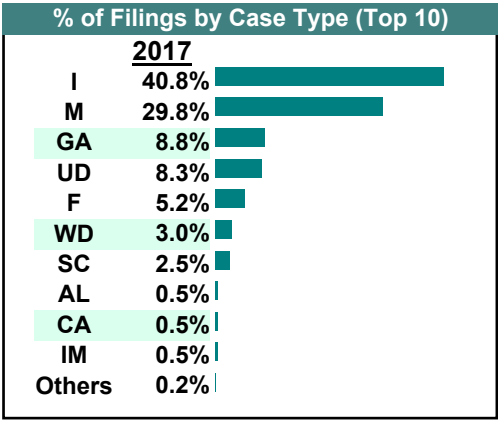
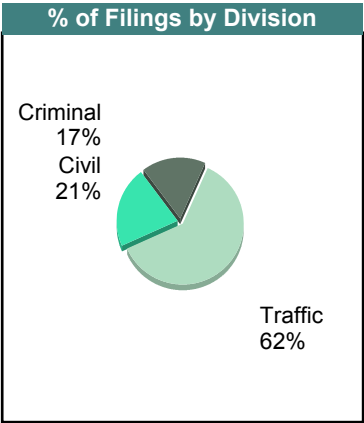
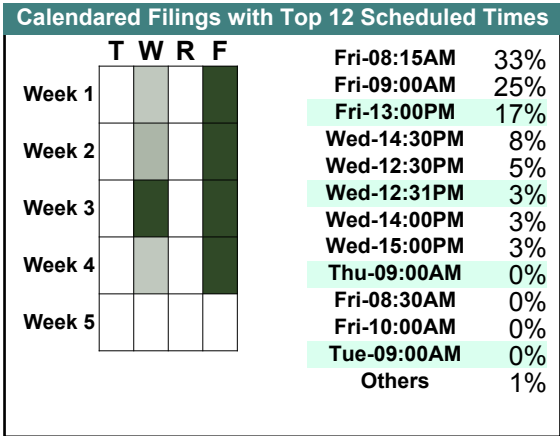
% of Filings by Division



% of Filings by Case Type (Top 10)



		<u>Filings</u>	<u>Hearings</u>	<u>Transactions</u>	<u>Concluded</u>	<u>Cont</u>
<u>Criminal</u>						
Capias	CA	1	11	11	5	6
Felony	F	28	59	59	18	41
Misdemeanor	M	70	143	144	52	92
Show Cause	SC	4	10	10	5	5
Criminal Total		103	223	224	80	144
<u>Traffic</u>						
Capias	CA	2	9	9	4	5
Civil Violation	CV	0	1	1	1	-
Felony	F	3	6	6	0	6
Infraction	I	245	229	314	224	90
Misdemeanor	M	109	214	215	73	142
Show Cause	SC	11	25	25	10	15
Traffic Total		370	484	570	312	258
<u>Civil</u>						
Abstract	AJ	1	0	1	1	-
Admin License	AL	3	0	3	3	-
Garnishment	GA	53	0	53	53	-
Impoundment	IM	3	1	3	2	1
Other	OT	0	1	1	0	1
Unlawful Detainer	UD	50	42	58	51	7
Warrant in Debt	WD	18	25	32	18	14
Civil Total		128	69	151	128	23
Martinsville Totals		601	776	945	520	425



CASELOAD STATISTICS OF THE GENERAL DISTRICT COURTS

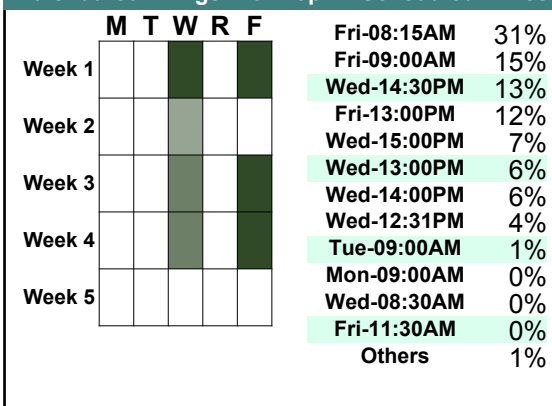
January 2017

Martinsville

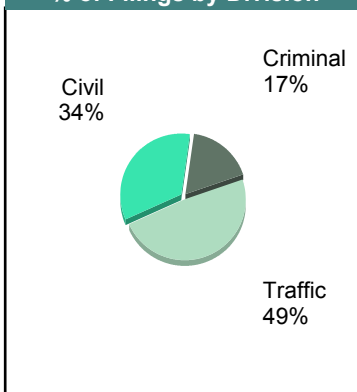
District: 21

		<u>Filings</u>	<u>Hearings</u>	<u>Transactions</u>	<u>Concluded</u>	<u>Cont</u>
<u>Criminal</u>						
Capias	CA	6	9	9	1	8
Felony	F	15	38	38	16	22
Misdemeanor	M	47	113	113	46	67
Show Cause	SC	3	9	9	5	4
Criminal Total		71	169	169	68	101
<u>Traffic</u>						
Capias	CA	7	10	10	1	9
Civil Violation	CV	2	3	3	1	2
Felony	F	3	6	6	1	5
Infraction	I	107	115	155	90	65
Misdemeanor	M	72	148	148	41	107
Show Cause	SC	7	14	14	8	6
Traffic Total		198	296	336	142	194
<u>Civil</u>						
Admin License	AL	9	0	9	9	-
Garnishment	GA	44	1	44	43	1
Impoundment	IM	5	0	5	5	-
Other	OT	4	0	4	4	-
Prelim Prot Order	PP	1	1	1	0	1
Unlawful Detainer	UD	49	40	58	53	5
Warrant in Debt	WD	26	24	32	28	4
Civil Total		138	66	153	142	11
Martinsville Totals		407	531	658	352	306

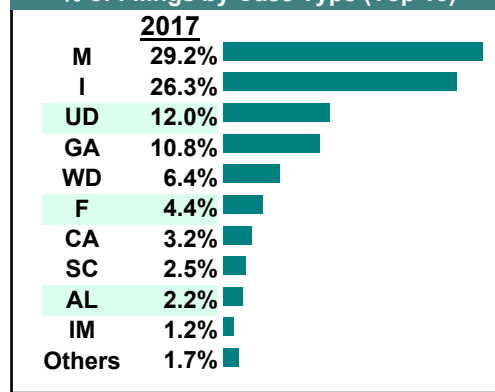
Calendared Filings with Top 12 Scheduled Times



% of Filings by Division



% of Filings by Case Type (Top 10)

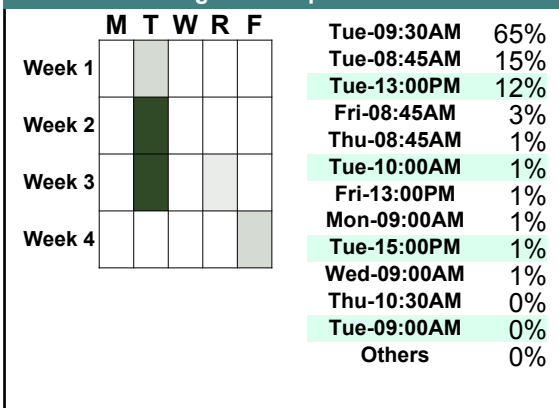


CASELOAD STATISTICS OF THE GENERAL DISTRICT COURTS

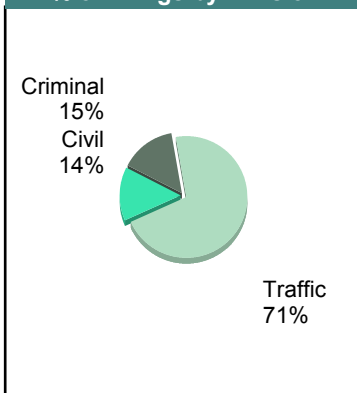
December 2017

		<u>Filings</u>	<u>Hearings</u>	<u>Transactions</u>	<u>Concluded</u>	<u>Cont</u>
<u>Criminal</u>						
Civil Violation	CV	2	2	2	0	2
Felony	F	12	18	20	5	15
Misdemeanor	M	12	30	30	10	20
Show Cause	SC	0	3	3	1	2
Criminal Total		26	53	55	16	39
<u>Traffic</u>						
Infraction	I	100	79	124	99	25
Misdemeanor	M	24	54	54	28	26
Show Cause	SC	1	3	3	1	2
Traffic Total		125	136	181	128	53
<u>Civil</u>						
Admin License	AL	3	0	3	3	-
Garnishment	GA	7	1	7	6	1
Unlawful Detainer	UD	3	2	4	3	1
Warrant in Debt	WD	12	13	16	13	3
Civil Total		25	16	30	25	5
Patrick Totals		176	205	266	169	97

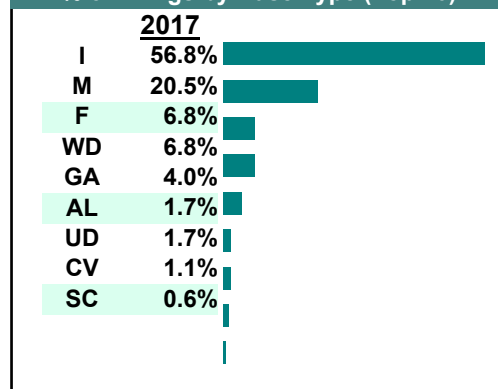
Calendared Filings with Top 12 Scheduled Times



% of Filings by Division



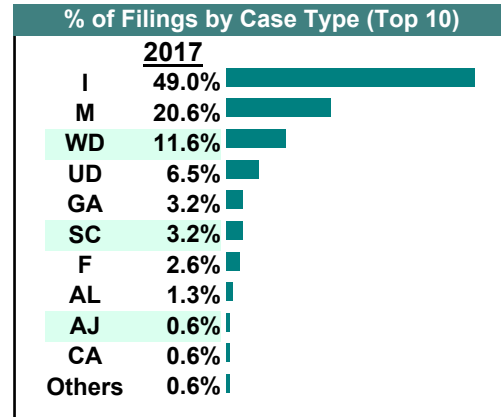
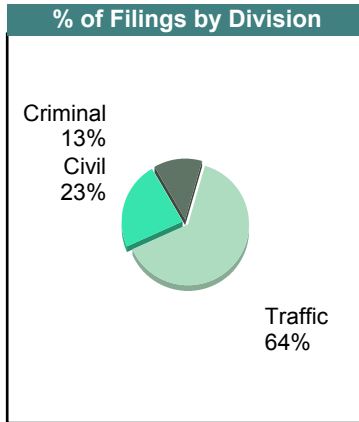
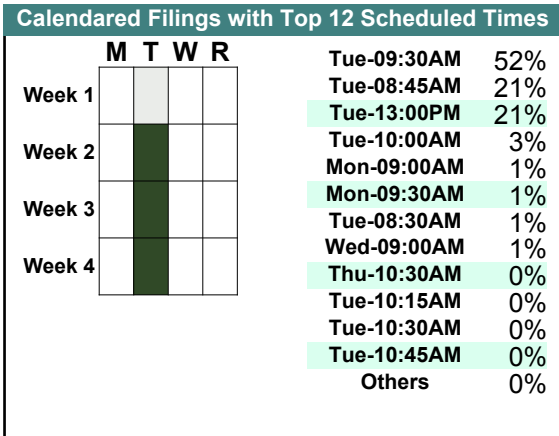
% of Filings by Case Type (Top 10)



CASELOAD STATISTICS OF THE GENERAL DISTRICT COURTS

November 2017

		<u>Filings</u>	<u>Hearings</u>	<u>Transactions</u>	<u>Concluded</u>	<u>Cont</u>
<u>Criminal</u>						
Civil Violation	CV	1	1	1	1	-
Felony	F	4	16	19	14	5
Misdemeanor	M	13	32	32	14	18
Show Cause	SC	2	2	2	1	1
Criminal Total		20	51	54	30	24
<u>Traffic</u>						
Capias	CA	1	1	1	1	-
Civil Violation	CV	0	1	1	0	1
Infraction	I	76	69	97	82	15
Misdemeanor	M	19	57	57	31	26
Show Cause	SC	3	4	4	3	1
Traffic Total		99	132	160	117	43
<u>Civil</u>						
Abstract	AJ	1	0	1	1	-
Admin License	AL	2	0	2	2	-
Garnishment	GA	5	0	5	5	-
Unlawful Detainer	UD	10	11	11	10	1
Warrant in Debt	WD	18	23	28	21	7
Civil Total		36	34	47	39	8
Patrick Totals		155	217	261	186	75

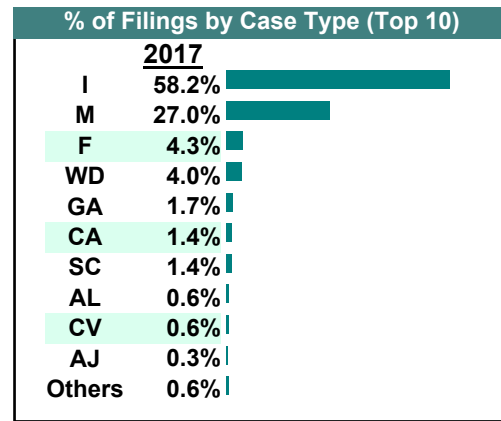
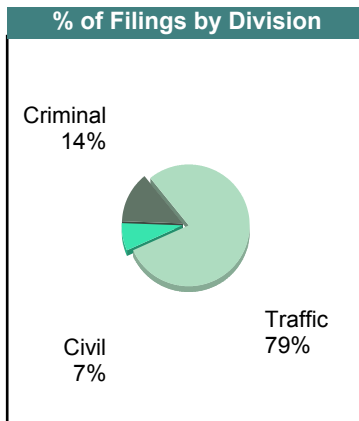
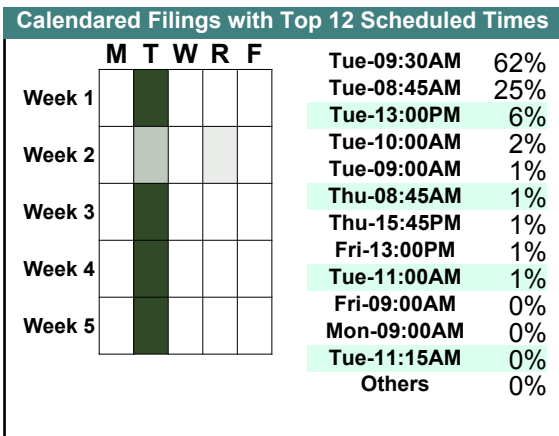


CASELOAD STATISTICS OF THE GENERAL DISTRICT COURTS

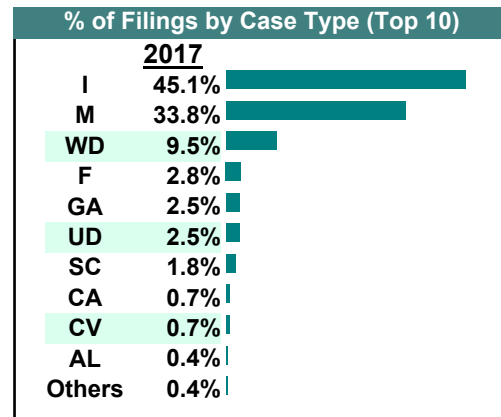
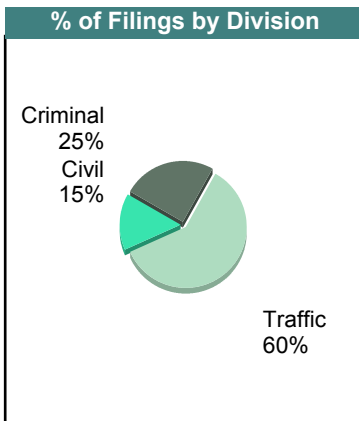
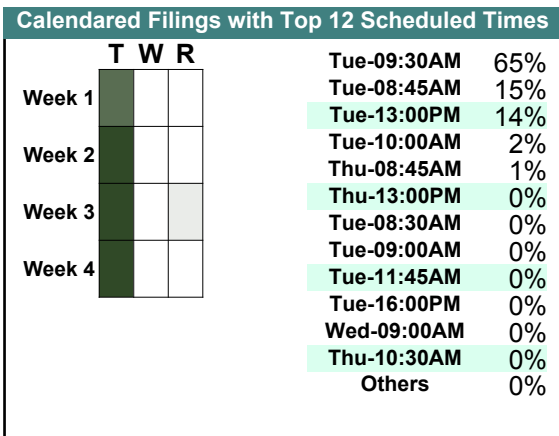
October 2017

Patrick
District: 21

		<u>Filings</u>	<u>Hearings</u>	<u>Transactions</u>	<u>Concluded</u>	<u>Cont</u>
<u>Criminal</u>						
Capias	CA	2	4	4	2	2
Felony	F	14	25	26	4	22
Misdemeanor	M	30	92	94	54	40
Show Cause	SC	2	6	6	3	3
Criminal Total		48	127	130	63	67
<u>Traffic</u>						
Capias	CA	3	3	3	3	-
Civil Violation	CV	2	3	3	0	3
Felony	F	1	1	4	3	1
Infraction	I	205	171	258	209	49
Misdemeanor	M	65	126	126	55	71
Show Cause	SC	3	4	4	3	1
Traffic Total		279	308	398	273	125
<u>Civil</u>						
Abstract	AJ	1	0	1	1	-
Admin License	AL	2	0	2	2	-
Detinue	DT	1	1	1	1	-
Garnishment	GA	6	2	8	6	2
Unlawful Detainer	UD	1	2	2	1	1
Warrant in Debt	WD	14	15	17	12	5
Civil Total		25	20	31	23	8
Patrick Totals		352	455	559	359	200

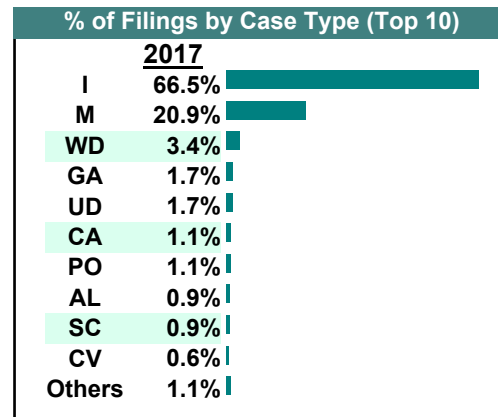
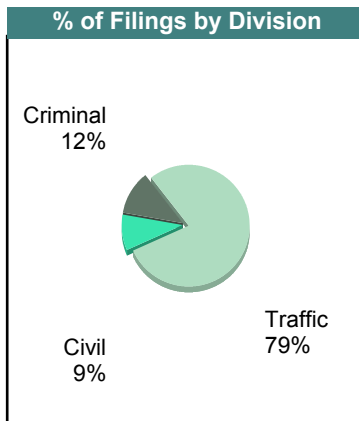
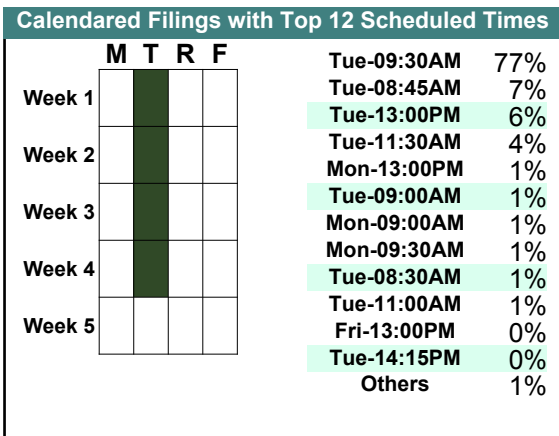


		Filings	Hearings	Transactions	Concluded	Cont
<u>Criminal</u>						
Capias	CA	0	1	1	1	-
Civil Violation	CV	2	4	4	2	2
Felony	F	6	23	23	11	12
Misdemeanor	M	59	70	89	52	37
Show Cause	SC	3	5	5	1	4
Criminal Total		70	103	122	67	55
<u>Traffic</u>						
Capias	CA	2	5	5	3	2
Civil Violation	CV	0	1	1	1	-
Felony	F	2	3	3	1	2
Infraction	I	128	116	175	152	23
Misdemeanor	M	37	90	90	52	38
Show Cause	SC	2	4	4	2	2
Traffic Total		171	219	278	211	67
<u>Civil</u>						
Admin License	AL	1	0	1	1	-
Garnishment	GA	7	0	10	10	-
Other	OT	1	0	1	1	-
Unlawful Detainer	UD	7	6	9	8	1
Warrant in Debt	WD	27	21	36	26	10
Civil Total		43	27	57	46	11
Patrick Totals		284	349	457	324	133



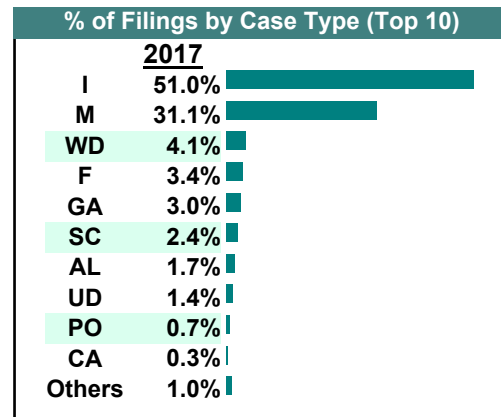
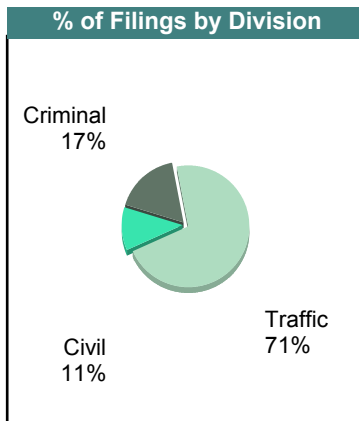
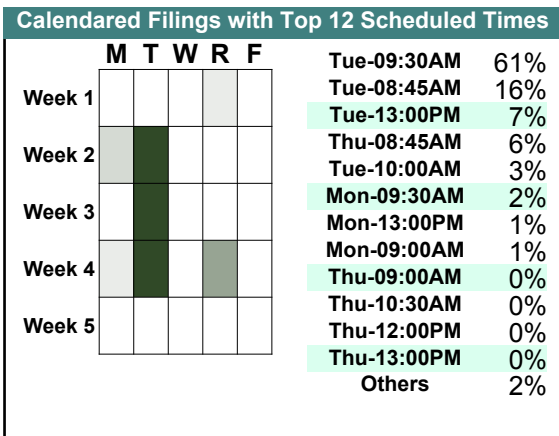
August 2017

		<u>Filings</u>	<u>Hearings</u>	<u>Transactions</u>	<u>Concluded</u>	<u>Cont</u>
<u>Criminal</u>						
Capias	CA	3	3	3	2	1
Civil Violation	CV	2	4	4	2	2
Felony	F	2	16	20	10	10
Misdemeanor	M	33	78	81	42	39
Show Cause	SC	1	1	1	1	-
Criminal Total		41	102	109	57	52
<u>Traffic</u>						
Capias	CA	1	1	1	0	1
Felony	F	0	2	2	1	1
Infraction	I	232	171	265	211	54
Misdemeanor	M	40	78	78	32	46
Show Cause	SC	2	5	5	2	3
Traffic Total		275	257	351	246	105
<u>Civil</u>						
Admin License	AL	3	0	3	3	-
Garnishment	GA	6	4	7	3	4
Protective Order	PO	4	0	4	4	-
Prelim Prot Order	PP	2	0	2	2	-
Unlawful Detainer	UD	6	9	11	8	3
Warrant in Debt	WD	12	11	14	11	3
Civil Total		33	24	41	31	10
Patrick Totals		349	383	501	334	167



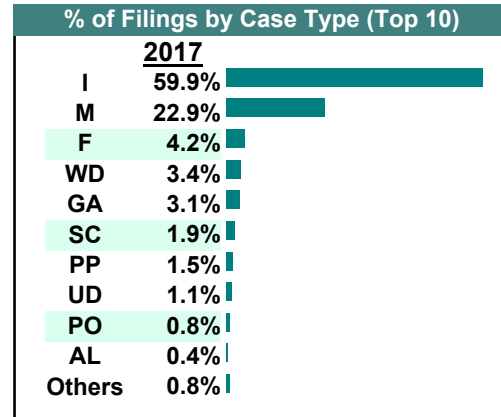
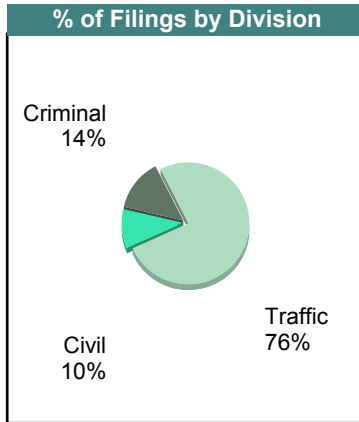
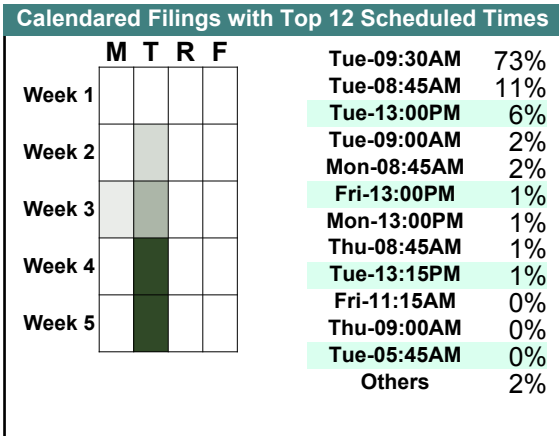
July 2017

		<u>Filings</u>	<u>Hearings</u>	<u>Transactions</u>	<u>Concluded</u>	<u>Cont</u>
<u>Criminal</u>						
Felony	F	8	22	24	6	18
Misdemeanor	M	42	68	68	22	46
Show Cause	SC	1	1	1	1	-
Criminal Total		51	91	93	29	64
<u>Traffic</u>						
Capias	CA	1	4	4	3	1
Civil Violation	CV	1	1	1	1	-
Felony	F	2	6	6	3	3
Infraction	I	151	130	198	163	35
Misdemeanor	M	50	114	114	73	41
Show Cause	SC	6	10	10	7	3
Traffic Total		211	265	333	250	83
<u>Civil</u>						
Admin License	AL	5	0	5	5	-
Garnishment	GA	9	5	14	9	5
Impoundment	IM	1	0	1	1	-
Protective Order	PO	2	0	2	2	-
Prelim Prot Order	PP	1	0	2	2	-
Unlawful Detainer	UD	4	5	5	3	2
Warrant in Debt	WD	12	19	22	17	5
Civil Total		34	29	51	39	12
Patrick Totals		296	385	477	318	159



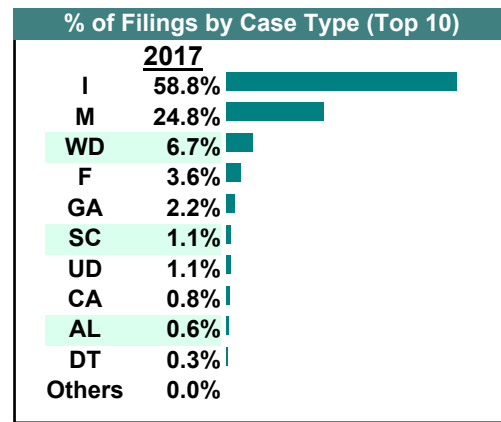
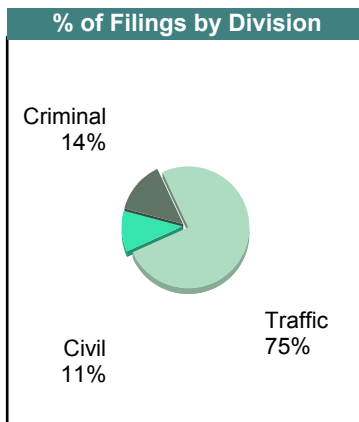
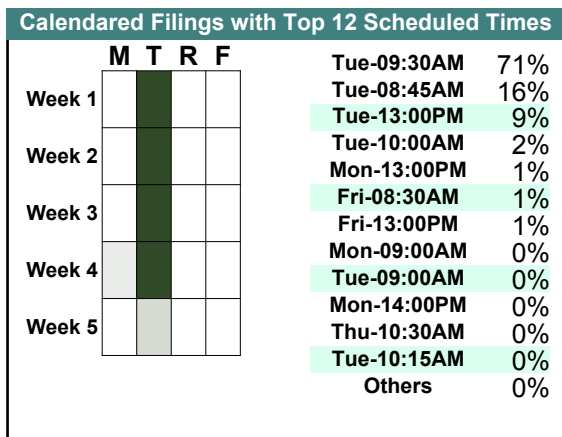
June 2017

		Filings	Hearings	Transactions	Concluded	Cont
<u>Criminal</u>						
Capias	CA	1	2	2	1	1
Felony	F	11	26	27	6	21
Misdemeanor	M	23	47	49	17	32
Show Cause	SC	1	1	1	1	-
Criminal Total		36	76	79	25	54
<u>Traffic</u>						
Civil Violation	CV	1	1	1	0	1
Infraction	I	157	127	188	154	34
Misdemeanor	M	37	70	70	23	47
Show Cause	SC	4	7	7	5	2
Traffic Total		199	205	266	182	84
<u>Civil</u>						
Admin License	AL	1	0	1	1	-
Garnishment	GA	8	5	13	8	5
Protective Order	PO	2	0	2	2	-
Prelim Prot Order	PP	4	1	4	3	1
Unlawful Detainer	UD	3	5	6	2	4
Warrant in Debt	WD	9	11	15	11	4
Civil Total		27	22	41	27	14
Patrick Totals		262	303	386	234	152



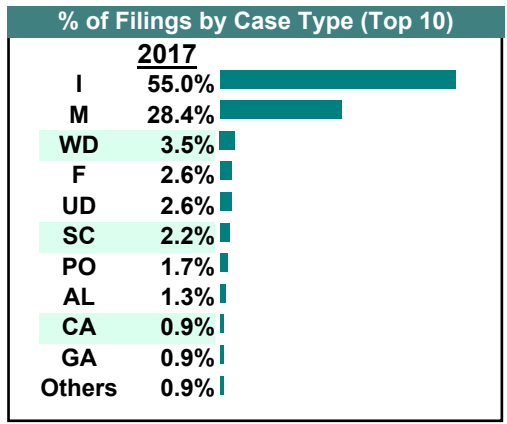
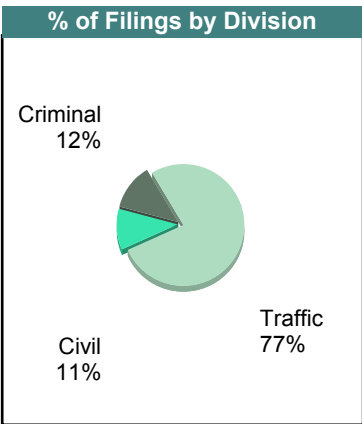
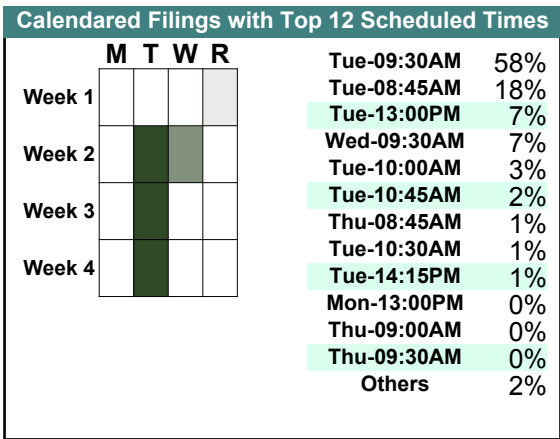
May 2017

		Filings	Hearings	Transactions	Concluded	Cont
<u>Criminal</u>						
Capias	CA	2	3	3	2	1
Felony	F	12	37	41	9	32
Misdemeanor	M	35	76	80	42	38
Show Cause	SC	1	2	2	2	-
Criminal Total		50	118	126	55	71
<u>Traffic</u>						
Capias	CA	1	1	1	0	1
Felony	F	1	2	2	0	2
Infraction	I	211	166	250	204	46
Misdemeanor	M	54	102	102	54	48
Show Cause	SC	3	9	9	7	2
Traffic Total		270	280	364	265	99
<u>Civil</u>						
Admin License	AL	2	0	2	2	-
Detinue	DT	1	0	1	1	-
Garnishment	GA	8	5	13	8	5
Other	OT	0	3	4	1	3
Unlawful Detainer	UD	4	4	6	4	2
Warrant in Debt	WD	24	20	28	16	12
Civil Total		39	32	54	32	22
Patrick Totals		359	430	544	352	192



April 2017

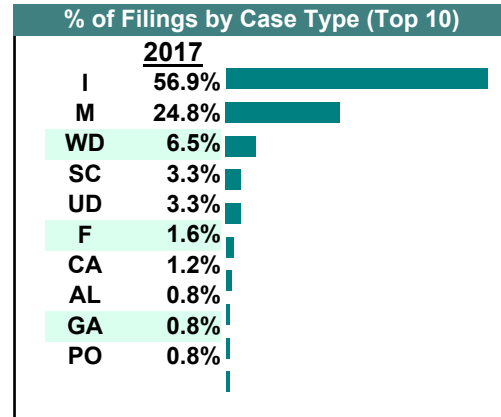
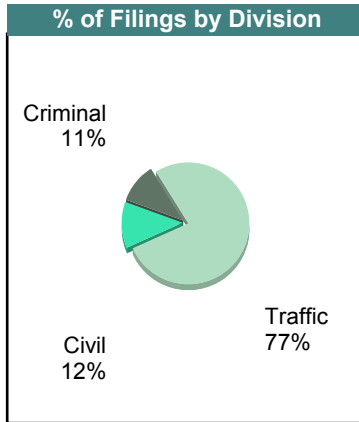
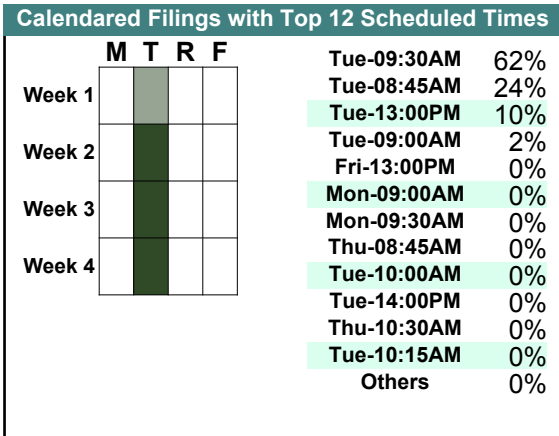
		<u>Filings</u>	<u>Hearings</u>	<u>Transactions</u>	<u>Concluded</u>	<u>Cont</u>
<u>Criminal</u>						
Felony	F	5	12	12	2	10
Misdemeanor	M	22	50	50	29	21
Show Cause	SC	1	3	3	2	1
Criminal Total		28	65	65	33	32
<u>Traffic</u>						
Capias	CA	2	2	2	1	1
Felony	F	1	6	6	1	5
Infraction	I	126	129	185	138	47
Misdemeanor	M	43	84	84	39	45
Show Cause	SC	4	5	5	2	3
Traffic Total		176	226	282	181	101
<u>Civil</u>						
Admin License	AL	3	0	3	3	-
Garnishment	GA	2	1	3	2	1
Other	OT	1	2	2	0	2
Protective Order	PO	4	0	4	4	-
Prelim Prot Order	PP	1	0	1	1	-
Unlawful Detainer	UD	6	5	7	5	2
Warrant in Debt	WD	8	11	15	12	3
Civil Total		25	19	35	27	8
Patrick Totals		229	310	382	241	141



CASELOAD STATISTICS OF THE GENERAL DISTRICT COURTS

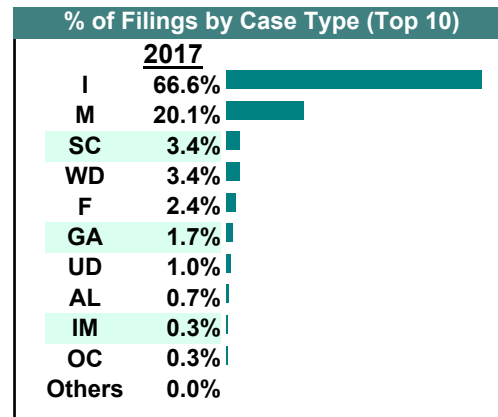
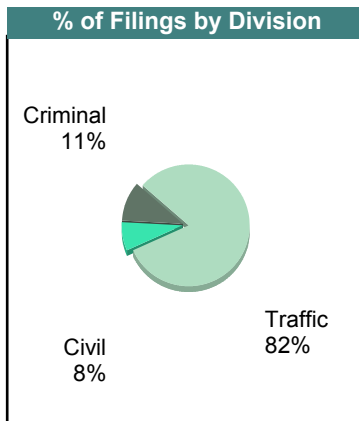
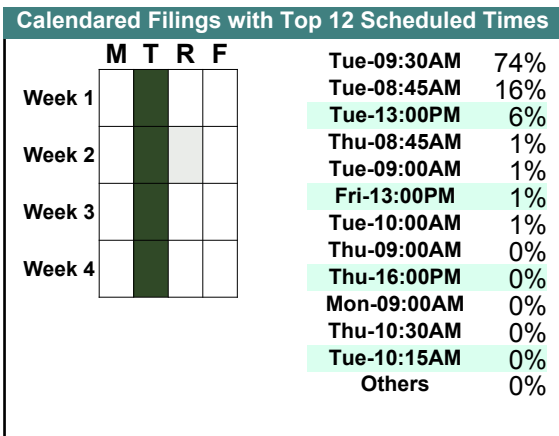
March 2017

		<u>Filings</u>	<u>Hearings</u>	<u>Transactions</u>	<u>Concluded</u>	<u>Cont</u>
<u>Criminal</u>						
Capias	CA	2	4	4	2	2
Felony	F	2	11	16	7	9
Misdemeanor	M	18	70	71	31	40
Show Cause	SC	4	12	12	7	5
Criminal Total		26	97	103	47	56
<u>Traffic</u>						
Capias	CA	1	2	2	1	1
Felony	F	2	3	3	0	3
Infraction	I	140	123	178	138	40
Misdemeanor	M	43	96	96	39	57
Show Cause	SC	4	4	4	2	2
Traffic Total		190	228	283	180	103
<u>Civil</u>						
Admin License	AL	2	0	2	2	-
Garnishment	GA	2	1	3	2	1
Protective Order	PO	2	0	2	2	-
Unlawful Detainer	UD	8	7	9	6	3
Warrant in Debt	WD	16	14	23	15	8
Civil Total		30	22	39	27	12
Patrick Totals		246	347	425	254	171



February 2017

		Filings	Hearings	Transactions	Concluded	Cont
<u>Criminal</u>						
Capias	CA	0	3	3	2	1
Felony	F	6	37	42	29	13
Misdemeanor	M	19	77	77	47	30
Show Cause	SC	6	7	7	3	4
Criminal Total		31	124	129	81	48
<u>Traffic</u>						
Capias	CA	0	1	1	1	-
Felony	F	1	1	3	2	1
Infraction	I	195	153	234	182	52
Misdemeanor	M	40	85	85	40	45
Show Cause	SC	4	6	6	2	4
Traffic Total		240	246	329	227	102
<u>Civil</u>						
Admin License	AL	2	0	2	2	-
Garnishment	GA	5	2	7	5	2
Impoundment	IM	1	0	1	1	-
Interrogatory	IN	0	0	1	1	-
Overweight	OC	1	0	1	1	-
Unlawful Detainer	UD	3	2	3	3	-
Warrant in Debt	WD	10	7	11	8	3
Civil Total		22	11	26	21	5
Patrick Totals		293	381	484	329	155

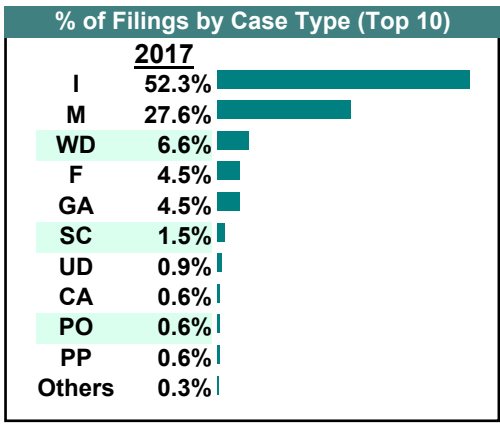
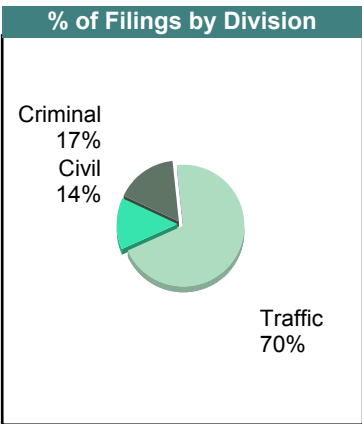
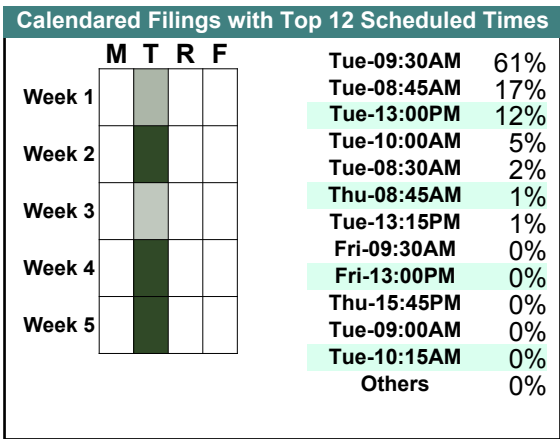


CASELOAD STATISTICS OF THE GENERAL DISTRICT COURTS

January 2017

Patrick
District: 21

		<u>Filings</u>	<u>Hearings</u>	<u>Transactions</u>	<u>Concluded</u>	<u>Cont</u>
<u>Criminal</u>						
Capias	CA	1	4	4	2	2
Felony	F	15	46	47	17	30
Misdemeanor	M	38	90	93	49	44
Show Cause	SC	1	4	4	2	2
Criminal Total		55	144	148	70	78
<u>Traffic</u>						
Capias	CA	1	1	1	0	1
Felony	F	0	2	2	0	2
Infraction	I	174	129	206	170	36
Misdemeanor	M	54	90	90	38	52
Show Cause	SC	4	6	6	4	2
Traffic Total		233	228	305	212	93
<u>Civil</u>						
Garnishment	GA	15	1	16	15	1
Interrogatory	IN	1	1	1	0	1
Protective Order	PO	2	0	4	4	-
Prelim Prot Order	PP	2	0	2	2	-
Unlawful Detainer	UD	3	3	5	4	1
Warrant in Debt	WD	22	19	24	18	6
Civil Total		45	24	52	43	9
Patrick Totals		333	396	505	325	180



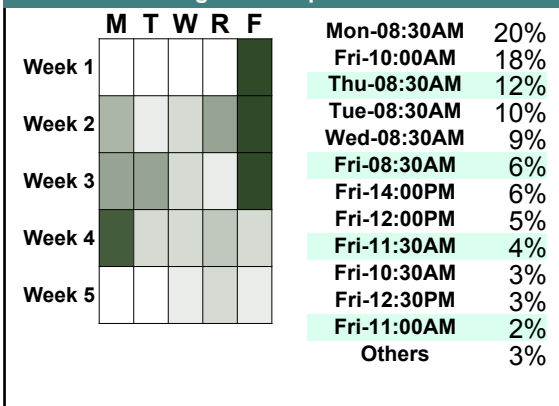
Filings by Court & Division

	<u>Henry</u>		<u>Martinsville</u>		<u>Patrick</u>		<u>Total</u>
C Misdemeanor	1,218	56%	604	28%	344	16%	2,166
Felony	534	61%	246	28%	97	11%	877
Show Cause	114	57%	64	32%	23	11%	201
Capias	94	59%	53	34%	11	7%	158
Civil Violation	5	28%	6	33%	7	39%	18
Total	1,965	57%	973	28%	482	14%	3,420
T Infraction	5,102	53%	2,596	27%	1,895	20%	9,593
Misdemeanor	2,026	59%	912	26%	506	15%	3,444
Show Cause	175	48%	148	41%	40	11%	363
Capias	185	69%	69	26%	13	5%	267
Felony	42	56%	23	31%	10	13%	75
Civil Violation	13	45%	12	41%	4	14%	29
Total	7,543	55%	3,760	27%	2,468	18%	13,771
V Warrant in Debt	1,144	57%	680	34%	184	9%	2,008
Garnishment	603	51%	503	42%	80	7%	1,186
Unlawful Detainer	444	44%	516	51%	58	6%	1,018
Detinue	361	98%	7	2%	2	1%	370
Prelim Prot Order	75	71%	21	20%	10	9%	106
Protective Order	72	70%	15	15%	16	16%	103
Admin License	39	39%	35	35%	26	26%	100
Impoundment	11	21%	39	75%	2	4%	52
Abstract	20	71%	6	21%	2	7%	28
Other	11	42%	13	50%	2	8%	26
Interrogatory	9	56%	6	38%	1	6%	16
Tenants Assertion	2	67%	1	33%	-	0%	3
Motion for Judgment	-	0%	1	100%	-	0%	1
Overweight	-	0%	-	0%	1	100%	1
Petition-Restore Arms	1	100%	-	0%	-	0%	1
Show Cause	-	0%	-	0%	-	0%	0
Total	2,792	56%	1,843	37%	384	8%	5,019
Total	12,300	55%	6,576	30%	3,334	15%	22,210

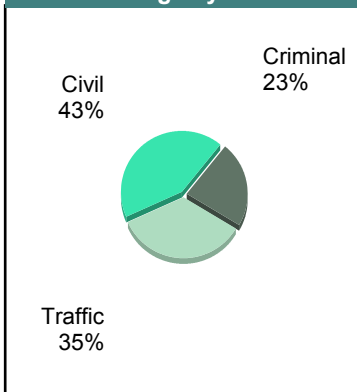
CASELOAD STATISTICS OF THE GENERAL DISTRICT COURTS

		<u>Filings</u>	<u>Hearings</u>	<u>Transactions</u>	<u>Concluded</u>	<u>Cont</u>
<u>Criminal</u>						
Capias	CA	31	90	90	40	50
Civil Violation	CV	1	6	6	3	3
Felony	F	60	192	192	50	142
Misdemeanor	M	188	494	500	238	262
Show Cause	SC	24	39	39	26	13
Criminal Total		304	821	827	357	470
<u>Traffic</u>						
Capias	CA	34	94	94	39	55
Felony	F	2	7	7	2	5
Infraction	I	297	408	476	330	146
Misdemeanor	M	134	376	376	180	196
Show Cause	SC	0	2	2	1	1
Traffic Total		467	887	955	552	403
<u>Civil</u>						
Abstract	AJ	4	0	4	4	-
Admin License	AL	7	0	7	7	-
Bond Forfeiture	BF	4	3	4	1	3
Detinue	DT	77	78	112	84	28
Garnishment	GA	138	0	138	138	-
Motion for Judgment	MJ	1	1	1	0	1
Other	OT	2	0	2	2	-
Protective Order	PO	6	0	6	6	-
Prelim Prot Order	PP	3	1	4	3	1
Unlawful Detainer	UD	136	108	152	137	15
Warrant in Debt	WD	194	200	250	199	51
Civil Total		572	391	680	581	99
Danville Totals		1,343	2,099	2,462	1,490	972

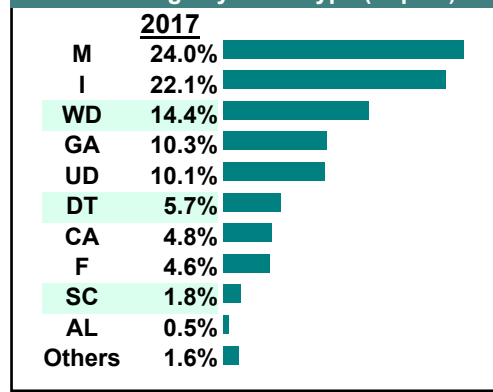
Calendared Filings with Top 12 Scheduled Times



% of Filings by Division

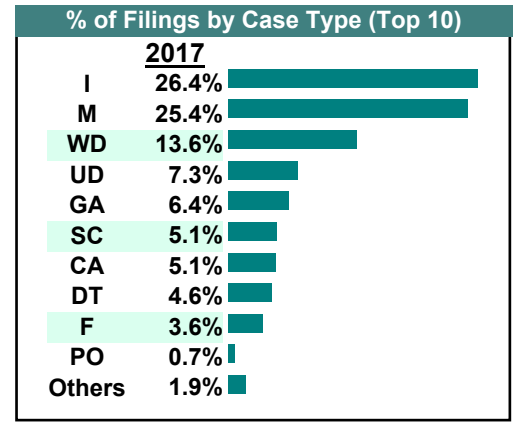
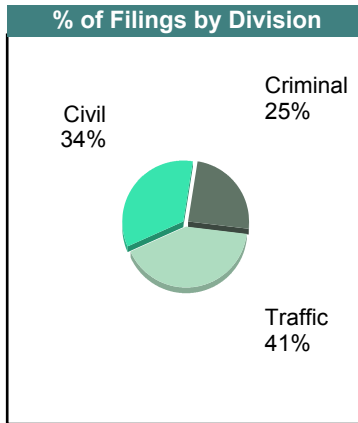
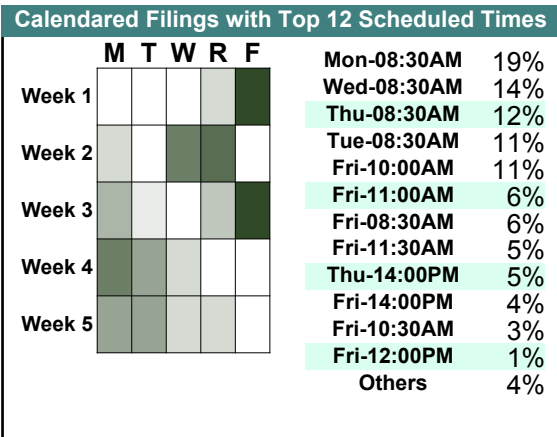


% of Filings by Case Type (Top 10)



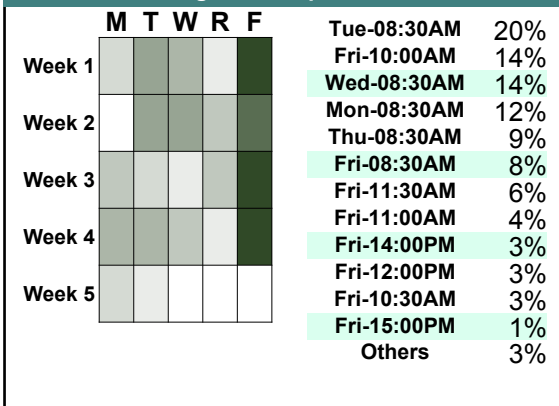
November 2017

		<u>Filings</u>	<u>Hearings</u>	<u>Transactions</u>	<u>Concluded</u>	<u>Cont</u>
<u>Criminal</u>						
Capias	CA	34	86	86	32	54
Civil Violation	CV	0	3	3	0	3
Felony	F	50	187	187	66	121
Misdemeanor	M	232	556	562	246	316
Motion	MO	5	5	5	5	-
Show Cause	SC	34	41	41	37	4
Criminal Total		355	878	884	386	498
<u>Traffic</u>						
Capias	CA	39	106	106	54	52
Felony	F	2	3	3	1	2
Infraction	I	381	494	602	440	162
Misdemeanor	M	134	428	428	222	206
Show Cause	SC	40	45	45	39	6
Traffic Total		596	1,076	1,184	756	428
<u>Civil</u>						
Abstract	AJ	1	0	1	1	-
Admin License	AL	4	1	6	5	1
Bond Forfeiture	BF	4	2	5	4	1
Detinue	DT	66	60	88	61	27
Garnishment	GA	92	1	93	92	1
Impoundment	IM	1	0	1	1	-
Interrogatory	IN	2	1	2	1	1
Protective Order	PO	10	1	10	9	1
Prelim Prot Order	PP	9	0	10	10	-
Tenants Assertion	TA	1	0	1	1	-
Unlawful Detainer	UD	106	70	107	102	5
Warrant in Debt	WD	196	182	233	194	39
Civil Total		492	318	557	481	76
Danville Totals		1,443	2,272	2,625	1,623	1,002

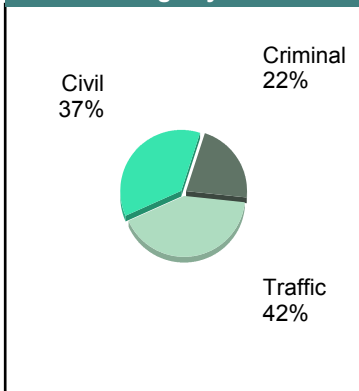


		<u>Filings</u>	<u>Hearings</u>	<u>Transactions</u>	<u>Concluded</u>	<u>Cont</u>
<u>Criminal</u>						
Capias	CA	30	84	84	20	64
Civil Violation	CV	4	12	12	7	5
Felony	F	58	221	221	57	164
Misdemeanor	M	242	603	609	215	394
Motion	MO	6	6	6	6	-
Show Cause	SC	18	28	28	16	12
Criminal Total		358	954	960	321	639
<u>Traffic</u>						
Capias	CA	31	99	99	29	70
Felony	F	2	7	7	2	5
Infraction	I	477	565	688	479	209
Misdemeanor	M	184	486	486	197	289
Show Cause	SC	1	1	1	1	-
Traffic Total		695	1,158	1,281	708	573
<u>Civil</u>						
Admin License	AL	6	2	8	6	2
Bond Forfeiture	BF	3	3	5	2	3
Counter Claim	CC	1	1	1	0	1
Detinue	DT	73	74	95	60	35
Garnishment	GA	67	0	71	71	-
Impoundment	IM	2	0	2	2	-
Interrogatory	IN	2	0	3	3	-
Protective Order	PO	3	0	3	3	-
Prelim Prot Order	PP	7	1	7	6	1
Unlawful Detainer	UD	171	120	184	171	13
Warrant in Debt	WD	277	254	323	261	62
Civil Total		612	455	702	585	117
Danville Totals		1,665	2,567	2,943	1,614	1,329

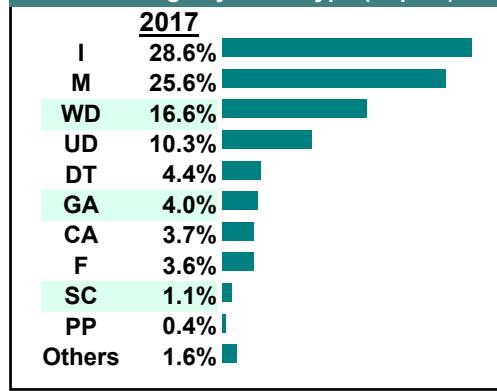
Calendared Filings with Top 12 Scheduled Times



% of Filings by Division



% of Filings by Case Type (Top 10)



CASELOAD STATISTICS OF THE GENERAL DISTRICT COURTS

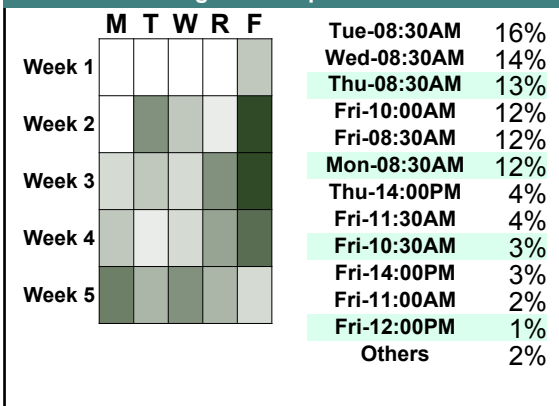
September 2017

Danville

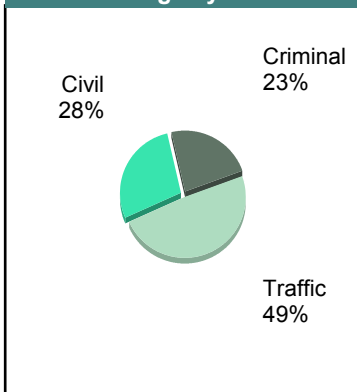
District: 22

		<u>Filings</u>	<u>Hearings</u>	<u>Transactions</u>	<u>Concluded</u>	<u>Cont</u>
<u>Criminal</u>						
Capias	CA	31	73	73	21	52
Civil Violation	CV	9	17	17	8	9
Felony	F	70	200	200	47	153
Misdemeanor	M	266	535	544	226	318
Motion	MO	4	4	4	4	-
Show Cause	SC	36	44	44	34	10
Criminal Total		416	873	882	340	542
<u>Traffic</u>						
Capias	CA	39	109	109	40	69
Felony	F	2	8	8	4	4
Infraction	I	530	587	720	476	244
Misdemeanor	M	259	544	544	205	339
Restricted O/L	RL	1	1	1	1	-
Show Cause	SC	50	55	55	51	4
Traffic Total		881	1,304	1,437	777	660
<u>Civil</u>						
Abstract	AJ	1	0	1	1	-
Admin License	AL	8	1	9	8	1
Detinue	DT	51	53	87	68	19
Garnishment	GA	99	1	101	100	1
Impoundment	IM	3	0	3	3	-
Other	OT	3	0	3	3	-
Prelim Prot Order	PP	3	0	3	3	-
Unlawful Detainer	UD	132	91	141	131	10
Warrant in Debt	WD	204	210	263	212	51
Civil Total		504	356	611	529	82
Danville Totals		1,801	2,533	2,930	1,646	1,284

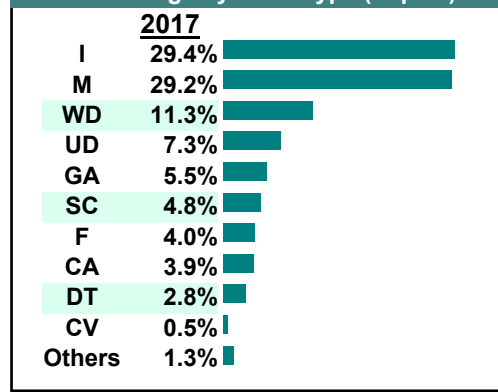
Calendared Filings with Top 12 Scheduled Times



% of Filings by Division

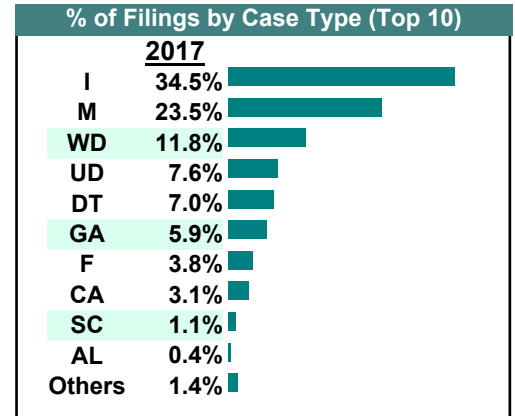
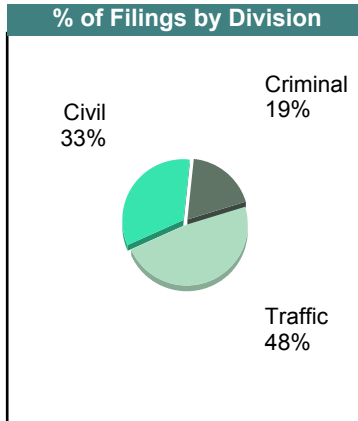
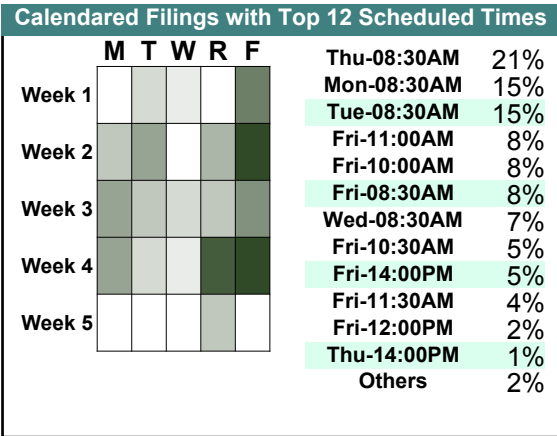


% of Filings by Case Type (Top 10)

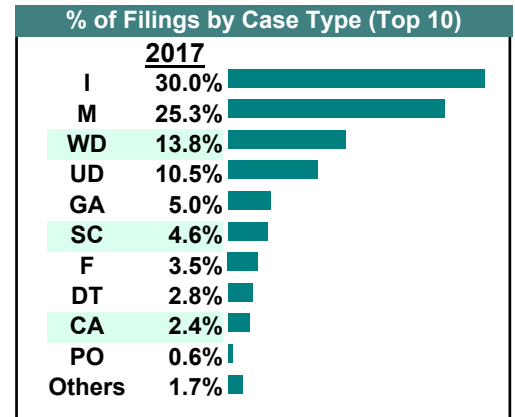
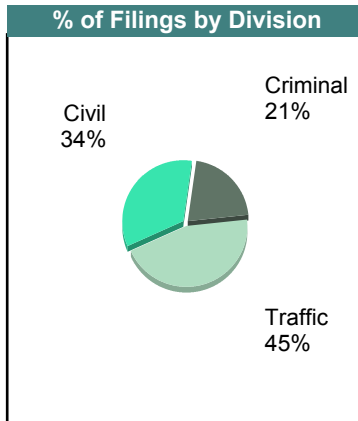
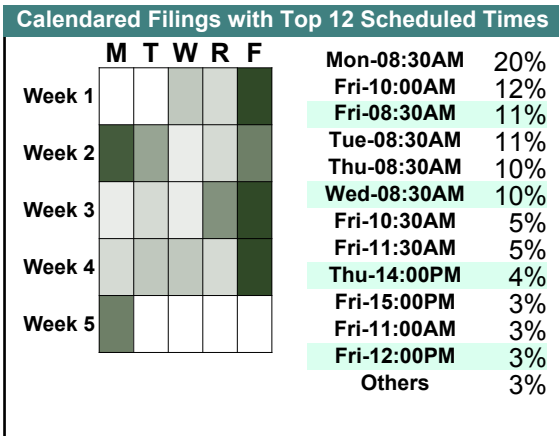


August 2017

		Filings	Hearings	Transactions	Concluded	Cont
<u>Criminal</u>						
Capias	CA	20	64	64	34	30
Civil Violation	CV	5	9	9	3	6
Felony	F	57	201	201	79	122
Misdemeanor	M	179	501	509	263	246
Motion	MO	4	4	4	4	-
Show Cause	SC	16	39	39	26	13
Criminal Total		281	818	826	409	417
<u>Traffic</u>						
Capias	CA	27	101	101	33	68
Felony	F	0	2	2	0	2
Infraction	I	518	573	712	542	170
Misdemeanor	M	174	488	488	232	256
Motion	MO	1	1	1	1	-
Restricted O/L	RL	1	1	1	1	-
Show Cause	SC	0	4	4	3	1
Traffic Total		721	1,170	1,309	812	497
<u>Civil</u>						
Abstract	AJ	3	0	3	3	-
Admin License	AL	6	1	6	5	1
Bond Forfeiture	BF	3	1	4	3	1
Counter Claim	CC	0	0	1	1	-
Detinue	DT	105	104	118	89	29
Garnishment	GA	88	3	89	86	3
Interrogatory	IN	1	1	2	1	1
Motion for Judgment	MJ	0	0	1	1	-
Protective Order	PO	2	1	2	1	1
Prelim Prot Order	PP	1	0	2	2	-
Unlawful Detainer	UD	114	82	125	123	2
Warrant in Debt	WD	177	172	226	191	35
Civil Total		500	365	579	506	73
Danville Totals		1,502	2,353	2,714	1,727	987



		Filings	Hearings	Transactions	Concluded	Cont
<u>Criminal</u>						
Capias	CA	16	60	60	26	34
Civil Violation	CV	2	7	7	2	5
Felony	F	57	170	170	45	125
Misdemeanor	M	229	510	517	195	322
Motion	MO	3	3	3	3	-
Show Cause	SC	39	45	45	32	13
Criminal Total		346	795	802	303	499
<u>Traffic</u>						
Capias	CA	24	66	66	24	42
Felony	F	0	10	10	3	7
Infraction	I	490	524	634	463	171
Misdemeanor	M	185	420	420	158	262
Show Cause	SC	36	42	42	38	4
Traffic Total		735	1,062	1,172	686	486
<u>Civil</u>						
Admin License	AL	5	0	5	5	-
Bond Forfeiture	BF	0	1	4	3	1
Counter Claim	CC	1	2	2	1	1
Detinue	DT	46	52	64	49	15
Garnishment	GA	81	0	82	82	-
Impoundment	IM	4	0	4	4	-
Interrogatory	IN	4	1	4	3	1
Motion for Judgment	MJ	1	1	1	0	1
Other	OT	2	0	2	2	-
Protective Order	PO	9	0	9	9	-
Prelim Prot Order	PP	6	1	6	5	1
Unlawful Detainer	UD	171	123	183	169	14
Warrant in Debt	WD	225	194	268	218	50
Civil Total		555	375	634	550	84
Danville Totals		1,636	2,232	2,608	1,539	1,069

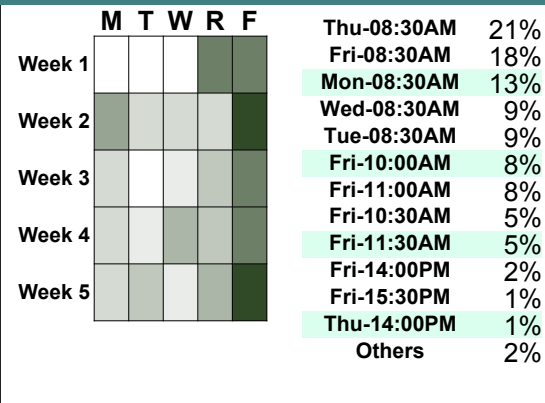


CASELOAD STATISTICS OF THE GENERAL DISTRICT COURTS

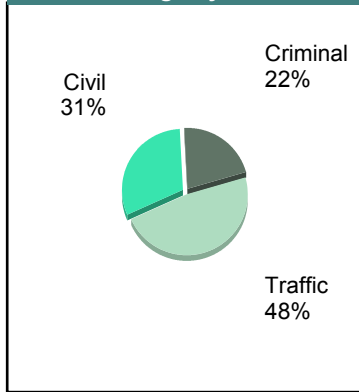
June 2017

		<u>Filings</u>	<u>Hearings</u>	<u>Transactions</u>	<u>Concluded</u>	<u>Cont</u>
<u>Criminal</u>						
Capias	CA	22	76	76	24	52
Civil Violation	CV	5	7	7	0	7
Felony	F	47	199	199	71	128
Misdemeanor	M	256	595	601	234	367
Motion	MO	2	2	2	2	-
Show Cause	SC	14	31	31	20	11
Criminal Total		346	910	916	351	565
<u>Traffic</u>						
Capias	CA	36	98	98	32	66
Civil Violation	CV	0	1	1	1	-
Felony	F	6	11	11	3	8
Infraction	I	476	511	638	442	196
Misdemeanor	M	246	527	527	207	320
Restricted O/L	RL	1	1	1	1	-
Show Cause	SC	0	8	8	6	2
Traffic Total		765	1,157	1,284	692	592
<u>Civil</u>						
Abstract	AJ	2	0	2	2	-
Admin License	AL	12	0	12	12	-
Bond Forfeiture	BF	3	3	8	5	3
Counter Claim	CC	1	3	3	1	2
Detinue	DT	75	81	110	88	22
Garnishment	GA	79	2	81	79	2
Impoundment	IM	2	0	2	2	-
Interrogatory	IN	1	0	1	1	-
Other	OT	2	1	3	2	1
Protective Order	PO	4	0	4	4	-
Prelim Prot Order	PP	8	0	8	8	-
Unlawful Detainer	UD	147	112	160	143	17
Warrant in Debt	WD	158	160	207	147	60
Civil Total		494	362	601	494	107
Danville Totals		1,605	2,429	2,801	1,537	1,264

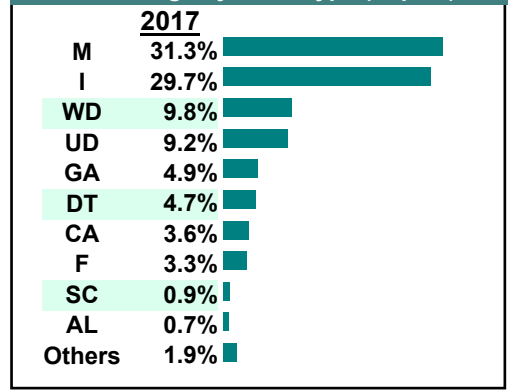
Calendared Filings with Top 12 Scheduled Times



% of Filings by Division

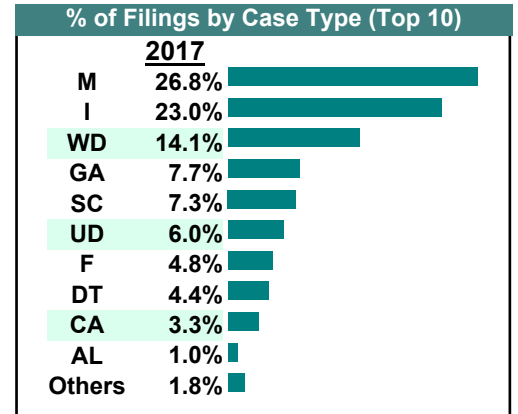
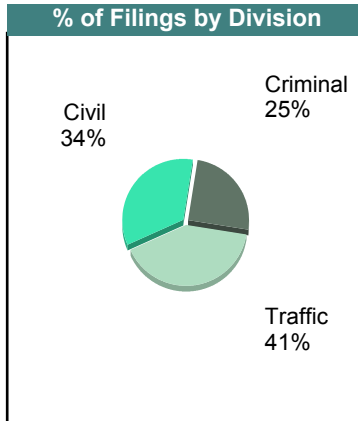
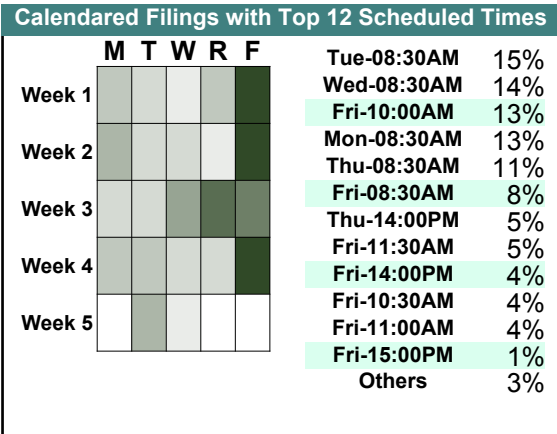


% of Filings by Case Type (Top 10)



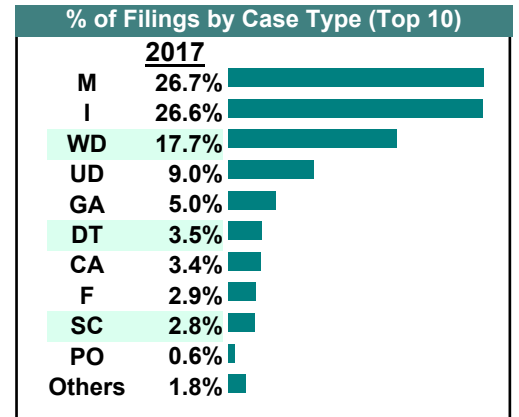
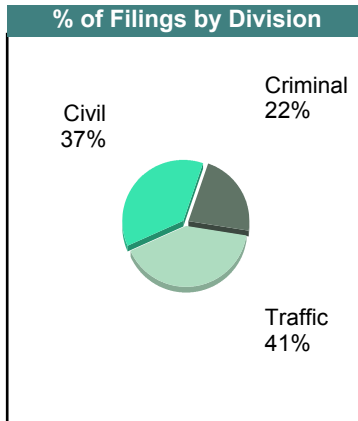
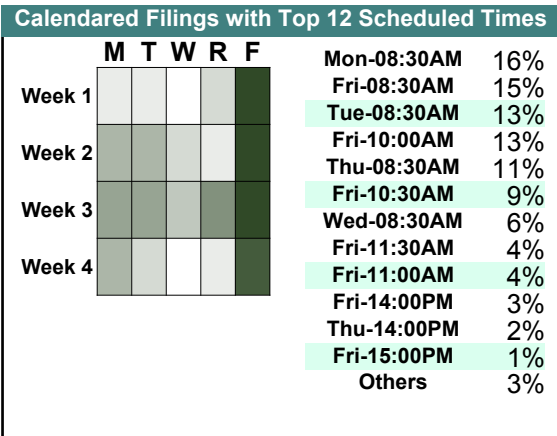
May 2017

		<u>Filings</u>	<u>Hearings</u>	<u>Transactions</u>	<u>Concluded</u>	<u>Cont</u>
<u>Criminal</u>						
Capias	CA	21	78	78	25	53
Civil Violation	CV	7	12	12	11	1
Felony	F	67	229	229	60	169
Misdemeanor	M	202	498	509	194	315
Motion	MO	4	4	4	4	-
Show Cause	SC	54	75	75	55	20
Criminal Total		355	896	907	349	558
<u>Traffic</u>						
Capias	CA	26	83	83	31	52
Felony	F	1	4	4	2	2
Infraction	I	327	350	445	316	129
Misdemeanor	M	179	439	439	185	254
Show Cause	SC	50	58	58	45	13
Traffic Total		583	934	1,029	579	450
<u>Civil</u>						
Admin License	AL	14	1	16	15	1
Bond Forfeiture	BF	1	1	1	0	1
Counter Claim	CC	0	1	1	1	-
Detinue	DT	62	67	86	57	29
Garnishment	GA	109	4	111	107	4
Impoundment	IM	1	0	1	1	-
Interrogatory	IN	0	0	1	1	-
Other	OT	2	0	2	2	-
Protective Order	PO	6	0	7	7	-
Prelim Prot Order	PP	3	0	3	3	-
Show Cause	SC	0	0	1	1	-
Tenants Assertion	TA	1	1	1	1	-
Unlawful Detainer	UD	85	65	93	83	10
Warrant in Debt	WD	201	203	259	211	48
Civil Total		485	343	583	490	93
Danville Totals		1,423	2,173	2,519	1,418	1,101



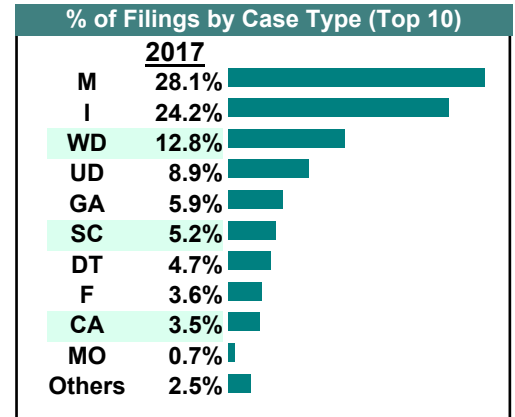
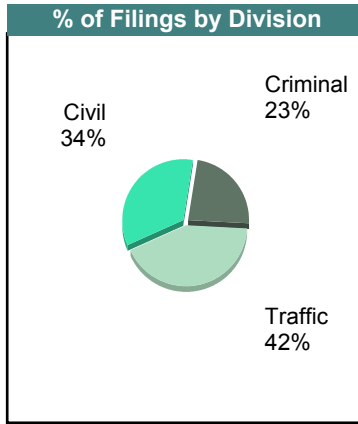
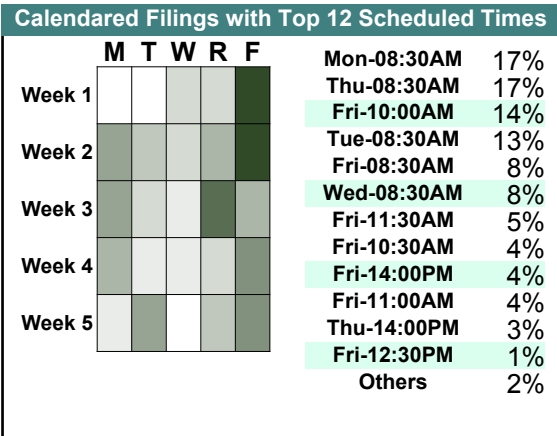
April 2017

		<u>Filings</u>	<u>Hearings</u>	<u>Transactions</u>	<u>Concluded</u>	<u>Cont</u>
<u>Criminal</u>						
Capias	CA	21	53	53	18	35
Civil Violation	CV	1	2	2	0	2
Felony	F	39	169	169	42	127
Misdemeanor	M	221	509	514	203	311
Motion	MO	4	4	4	4	-
Show Cause	SC	38	51	51	35	16
Criminal Total		324	788	793	302	491
<u>Traffic</u>						
Capias	CA	29	74	74	23	51
Felony	F	3	12	12	2	10
Infraction	I	389	409	523	399	124
Misdemeanor	M	169	435	435	202	233
Restricted O/L	RL	2	2	2	2	-
Show Cause	SC	3	3	3	2	1
Traffic Total		595	935	1,049	630	419
<u>Civil</u>						
Admin License	AL	7	0	7	7	-
Bond Forfeiture	BF	1	1	1	0	1
Counter Claim	CC	1	2	2	0	2
Detinue	DT	51	50	70	47	23
Garnishment	GA	73	1	73	72	1
Interrogatory	IN	1	2	2	0	2
Protective Order	PO	9	0	9	9	-
Prelim Prot Order	PP	9	1	10	9	1
Unlawful Detainer	UD	131	97	142	130	12
Warrant in Debt	WD	258	245	296	247	49
Civil Total		541	399	612	521	91
Danville Totals		1,460	2,122	2,454	1,453	1,001



CASELOAD STATISTICS OF THE GENERAL DISTRICT COURTS

		<u>Filings</u>	<u>Hearings</u>	<u>Transactions</u>	<u>Concluded</u>	<u>Cont</u>
<u>Criminal</u>						
Capias	CA	26	81	81	20	61
Civil Violation	CV	4	7	7	3	4
Felony	F	54	225	225	62	163
Misdemeanor	M	236	561	568	223	345
Motion	MO	8	8	8	8	-
Show Cause	SC	39	53	53	35	18
Criminal Total		367	935	942	351	591
<u>Traffic</u>						
Capias	CA	29	86	86	25	61
Civil Violation	CV	1	1	1	0	1
Felony	F	3	7	7	1	6
Infraction	I	379	411	504	349	155
Misdemeanor	M	205	487	487	169	318
Motion	MO	3	3	3	3	-
Restricted O/L	RL	4	4	4	4	-
Show Cause	SC	42	46	46	39	7
Traffic Total		666	1,045	1,138	590	548
<u>Civil</u>						
Abstract	AJ	1	0	1	1	-
Admin License	AL	6	2	7	5	2
Bond Forfeiture	BF	0	0	1	1	-
Counter Claim	CC	1	1	1	0	1
Detinue	DT	73	70	98	75	23
Garnishment	GA	93	1	94	93	1
Impoundment	IM	1	0	1	1	-
Other	OT	1	0	1	1	-
Protective Order	PO	8	0	8	8	-
Prelim Prot Order	PP	11	0	11	11	-
Petition-Restore Arms	PR	1	0	1	1	-
Unlawful Detainer	UD	139	99	153	145	8
Warrant in Debt	WD	201	169	242	197	45
Civil Total		536	342	619	539	80
Danville Totals		1,569	2,322	2,699	1,480	1,219



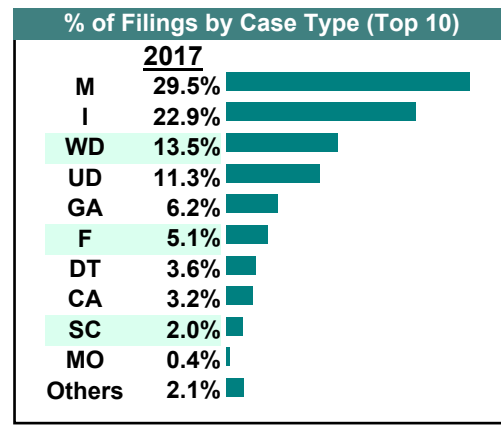
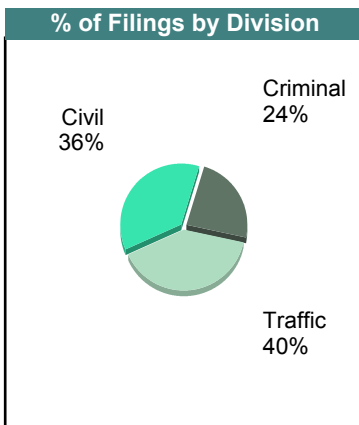
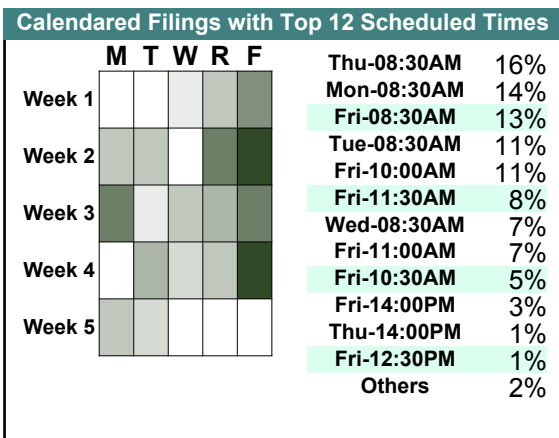
CASELOAD STATISTICS OF THE GENERAL DISTRICT COURTS

February 2017

Danville

District: 22

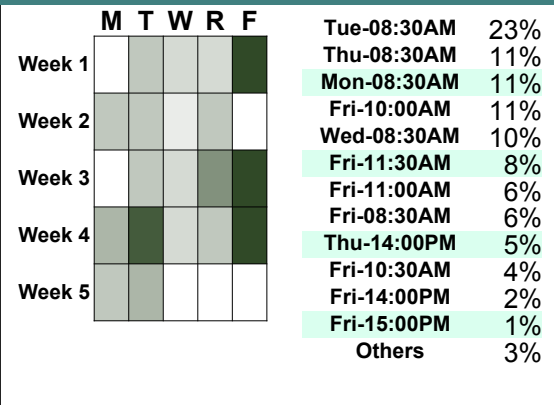
		<u>Filings</u>	<u>Hearings</u>	<u>Transactions</u>	<u>Concluded</u>	<u>Cont</u>
<u>Criminal</u>						
Capias	CA	14	55	55	22	33
Civil Violation	CV	5	13	13	10	3
Felony	F	72	211	211	51	160
Misdemeanor	M	215	483	491	199	292
Motion	MO	5	6	6	5	1
Restricted O/L	RL	1	1	1	1	-
Show Cause	SC	23	35	35	28	7
Criminal Total		335	804	812	316	496
<u>Traffic</u>						
Capias	CA	32	84	84	29	55
Felony	F	0	4	4	2	2
Infraction	I	325	350	454	335	119
Misdemeanor	M	204	416	416	151	265
Motion	MO	1	1	1	1	-
Restricted O/L	RL	2	2	2	2	-
Show Cause	SC	4	5	5	1	4
Traffic Total		568	862	966	521	445
<u>Civil</u>						
Abstract	AJ	1	0	1	1	-
Admin License	AL	5	0	5	5	-
Bond Forfeiture	BF	4	3	5	2	3
Counter Claim	CC	1	0	1	1	-
Detinue	DT	51	51	79	57	22
Garnishment	GA	88	2	91	89	2
Impoundment	IM	1	0	1	1	-
Interrogatory	IN	2	0	4	4	-
Motion for Judgment	MJ	1	1	2	2	-
Other	OT	1	0	1	1	-
Protective Order	PO	2	0	2	2	-
Prelim Prot Order	PP	4	0	4	4	-
Show Cause	SC	2	1	4	3	1
Unlawful Detainer	UD	160	114	174	163	11
Warrant in Debt	WD	192	198	232	178	54
Civil Total		515	370	606	513	93
Danville Totals		1,418	2,036	2,384	1,350	1,034



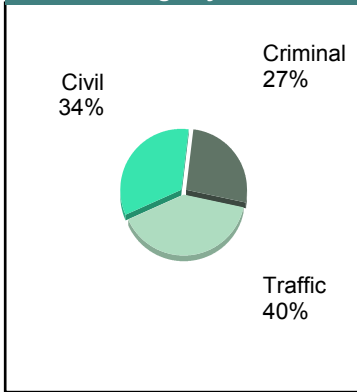
CASELOAD STATISTICS OF THE GENERAL DISTRICT COURTS

		<u>Filings</u>	<u>Hearings</u>	<u>Transactions</u>	<u>Concluded</u>	<u>Cont</u>
<u>Criminal</u>						
Capias	CA	19	71	71	22	49
Civil Violation	CV	3	9	9	5	4
Felony	F	59	170	170	40	130
Misdemeanor	M	214	509	516	230	286
Motion	MO	4	4	4	4	-
Show Cause	SC	47	61	61	51	10
Criminal Total		346	824	831	352	479
<u>Traffic</u>						
Capias	CA	13	46	46	13	33
Felony	F	1	11	11	5	6
Infraction	I	314	303	410	284	126
Misdemeanor	M	166	388	388	146	242
Restricted O/L	RL	1	1	1	1	-
Show Cause	SC	24	28	28	28	-
Traffic Total		519	777	884	477	407
<u>Civil</u>						
Abstract	AJ	1	0	1	1	-
Admin License	AL	2	0	2	2	-
Bond Forfeiture	BF	3	6	9	5	4
Detinue	DT	79	85	108	79	29
Garnishment	GA	113	3	114	111	3
Impoundment	IM	1	0	1	1	-
Interrogatory	IN	1	0	3	3	-
Motion for Judgment	MJ	1	1	1	0	1
Other	OT	3	0	3	3	-
Protective Order	PO	1	0	2	2	-
Prelim Prot Order	PP	3	0	3	3	-
Show Cause	SC	1	1	3	2	1
Unlawful Detainer	UD	135	103	143	128	15
Warrant in Debt	WD	92	92	120	96	24
Civil Total		436	291	513	436	77
Danville Totals		1,301	1,892	2,228	1,265	963

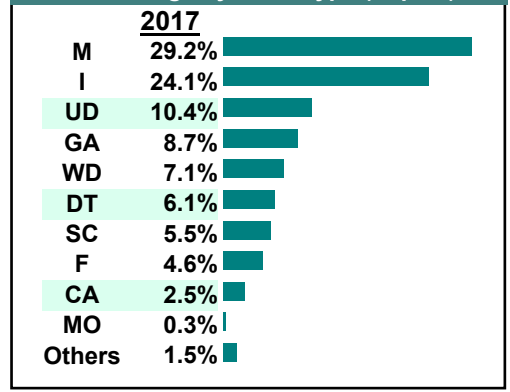
Calendared Filings with Top 12 Scheduled Times



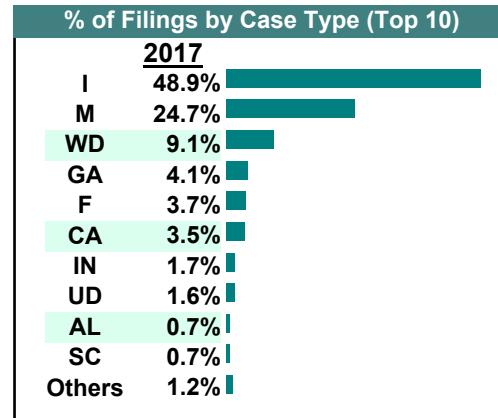
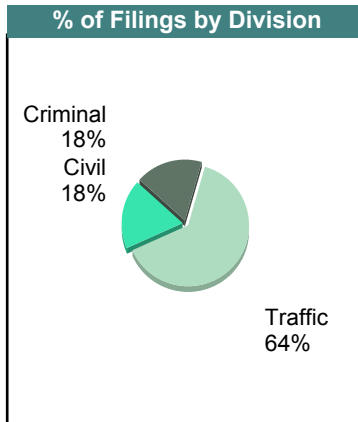
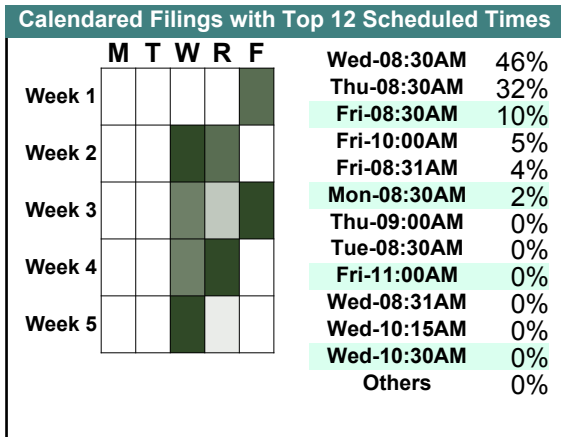
% of Filings by Division



% of Filings by Case Type (Top 10)



		Filings	Hearings	Transactions	Concluded	Cont
<u>Criminal</u>						
Capias	CA	22	65	65	31	34
Civil Violation	CV	1	8	8	4	4
Felony	F	36	136	136	47	89
Misdemeanor	M	113	291	293	122	171
Show Cause	SC	6	17	17	12	5
Criminal Total		178	517	519	216	303
<u>Traffic</u>						
Capias	CA	13	41	41	13	28
Felony	F	1	5	5	4	1
Infraction	I	486	403	564	467	97
Misdemeanor	M	133	250	253	136	117
Show Cause	SC	1	1	1	1	-
Traffic Total		634	700	864	621	243
<u>Civil</u>						
Admin License	AL	7	0	7	7	-
Bond Forfeiture	BF	1	2	4	2	2
Counter Claim	CC	1	1	1	0	1
Detinue	DT	6	4	11	9	2
Garnishment	GA	41	0	42	42	-
Interrogatory	IN	17	0	17	17	-
Other	OT	1	0	1	1	-
Prelim Prot Order	PP	2	1	5	4	1
Unlawful Detainer	UD	16	12	20	18	2
Warrant in Debt	WD	90	93	128	97	31
Civil Total		182	113	236	197	39
Franklin County Totals		994	1,330	1,619	1,034	585



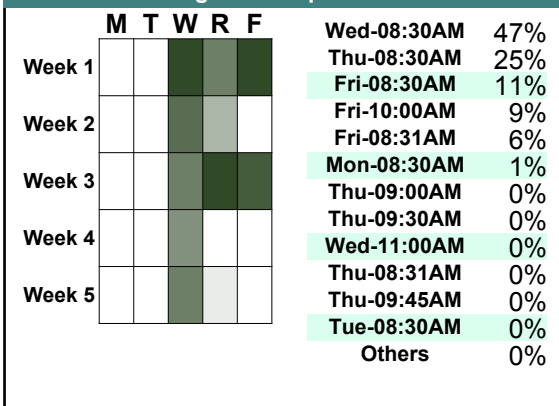
		Filings	Hearings	Transactions	Concluded	Cont
<u>Criminal</u>						
Capias	CA	13	37	37	12	25
Civil Violation	CV	4	10	10	7	3
Felony	F	49	204	207	77	130
Misdemeanor	M	109	299	309	131	178
Show Cause	SC	16	30	30	19	11
Criminal Total		191	580	593	246	347

		Filings	Hearings	Transactions	Concluded	Cont
<u>Traffic</u>						
Capias	CA	14	36	36	13	23
Felony	F	2	5	5	1	4
Infraction	I	499	358	581	510	71
Misdemeanor	M	96	208	209	93	116
Traffic Total		611	607	831	617	214

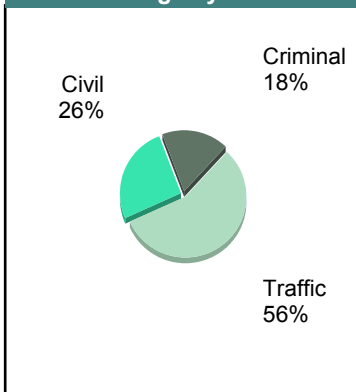
		Filings	Hearings	Transactions	Concluded	Cont
<u>Civil</u>						
Abstract	AJ	1	0	1	1	-
Admin License	AL	3	0	3	3	-
Bond Forfeiture	BF	6	6	8	2	6
Detinue	DT	13	9	17	13	4
Garnishment	GA	69	0	69	69	-
Interrogatory	IN	21	4	22	18	4
Other	OT	2	0	2	2	-
Protective Order	PO	2	0	2	2	-
Prelim Prot Order	PP	2	2	3	1	2
Show Cause	SC	1	0	1	1	-
Unlawful Detainer	UD	23	23	30	21	9
Warrant in Debt	WD	137	122	154	127	27
Civil Total		280	166	312	260	52

Franklin County Totals		1,082	1,353	1,736	1,123	613
-------------------------------	--	--------------	--------------	--------------	--------------	------------

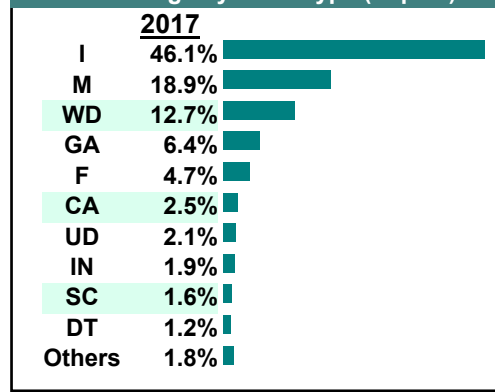
Calendared Filings with Top 12 Scheduled Times



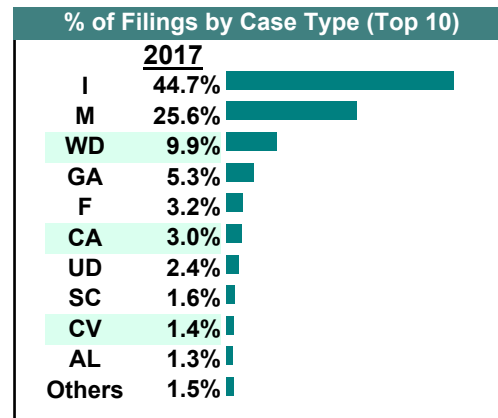
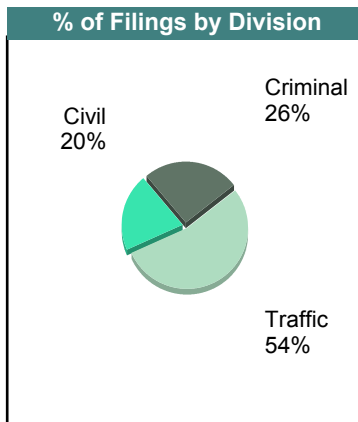
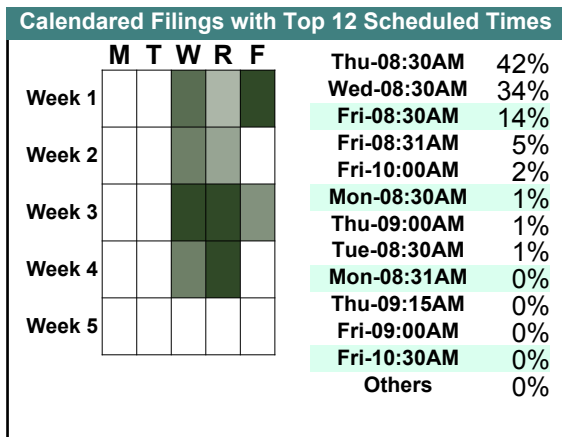
% of Filings by Division



% of Filings by Case Type (Top 10)

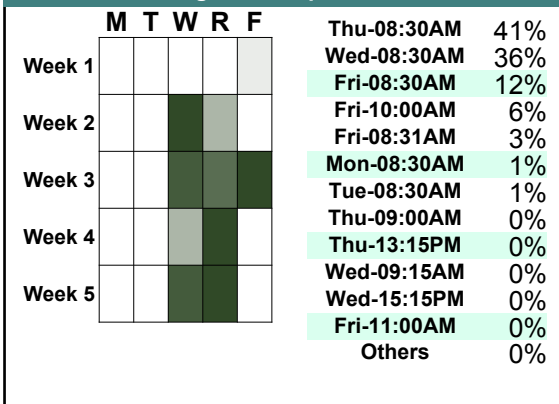


		<u>Filings</u>	<u>Hearings</u>	<u>Transactions</u>	<u>Concluded</u>	<u>Cont</u>
<u>Criminal</u>						
Capias	CA	19	47	47	13	34
Civil Violation	CV	16	19	31	27	4
Felony	F	37	145	148	52	96
Misdemeanor	M	208	340	428	256	172
Show Cause	SC	19	23	23	10	13
Criminal Total		299	574	677	358	319
<u>Traffic</u>						
Capias	CA	16	60	60	31	29
Civil Violation	CV	0	1	1	0	1
Felony	F	0	5	5	2	3
Infraction	I	522	373	599	532	67
Misdemeanor	M	91	224	224	118	106
Traffic Total		629	663	889	683	206
<u>Civil</u>						
Admin License	AL	15	0	15	15	-
Bond Forfeiture	BF	4	6	8	2	6
Detinue	DT	12	14	17	7	10
Garnishment	GA	62	0	62	62	-
Interrogatory	IN	1	0	1	1	-
Other	OT	1	0	1	1	-
Petition-Restore Arms	PR	0	0	1	1	-
Show Cause	SC	0	1	1	1	-
Unlawful Detainer	UD	28	22	30	27	3
Warrant in Debt	WD	116	105	146	116	30
Civil Total		239	148	282	233	49
Franklin County Totals		1,167	1,385	1,848	1,274	574

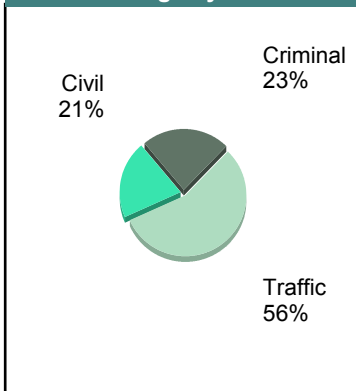


		<u>Filings</u>	<u>Hearings</u>	<u>Transactions</u>	<u>Concluded</u>	<u>Cont</u>
<u>Criminal</u>						
Capias	CA	12	42	42	17	25
Civil Violation	CV	5	13	15	3	12
Felony	F	70	215	218	49	169
Misdemeanor	M	209	368	414	189	225
Show Cause	SC	10	19	19	15	4
Criminal Total		306	657	708	273	435
<u>Traffic</u>						
Capias	CA	14	36	36	13	23
Civil Violation	CV	1	1	1	0	1
Felony	F	1	5	5	1	4
Infraction	I	576	409	656	577	79
Misdemeanor	M	144	259	260	133	127
Traffic Total		736	710	958	724	234
<u>Civil</u>						
Abstract	AJ	1	0	1	1	-
Admin License	AL	8	0	8	8	-
Bond Forfeiture	BF	1	1	2	1	1
Detinue	DT	9	4	10	9	1
Garnishment	GA	41	21	63	42	21
Impoundment	IM	4	0	4	4	-
Interrogatory	IN	13	1	14	13	1
Overweight	OC	0	0	1	1	-
Petition-Restore Arms	PR	1	1	1	0	1
Show Cause	SC	1	0	1	1	-
Unlawful Detainer	UD	18	16	22	18	4
Warrant in Debt	WD	173	151	202	176	26
Civil Total		270	195	329	274	55
Franklin County Totals		1,312	1,562	1,995	1,271	724

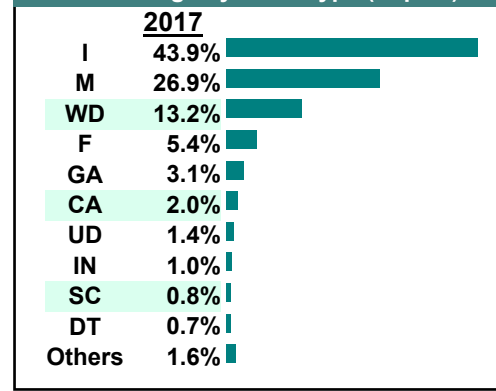
Calendared Filings with Top 12 Scheduled Times



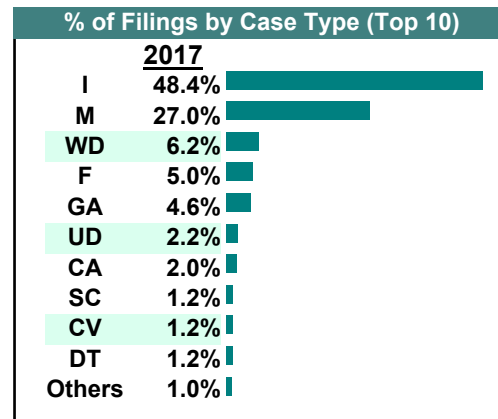
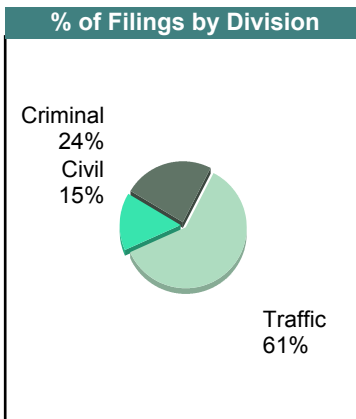
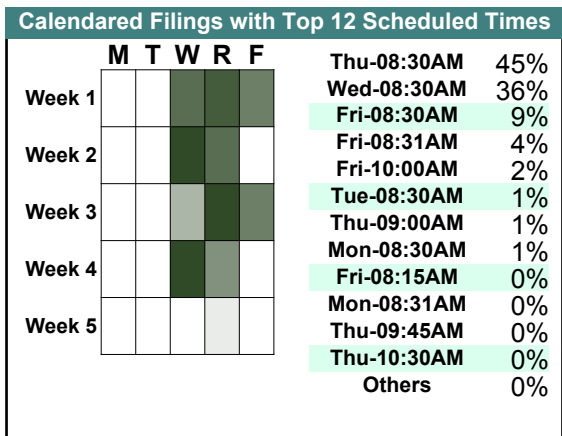
% of Filings by Division



% of Filings by Case Type (Top 10)



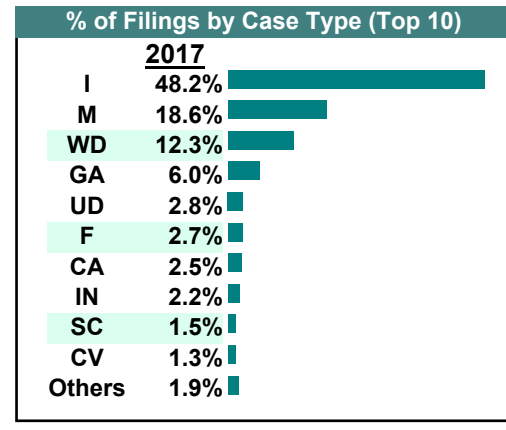
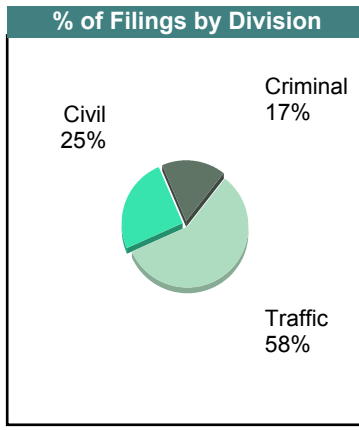
		Filings	Hearings	Transactions	Concluded	Cont
<u>Criminal</u>						
Capias	CA	7	24	24	10	14
Civil Violation	CV	14	22	26	8	18
Felony	F	57	173	179	47	132
Misdemeanor	M	198	339	384	183	201
Show Cause	SC	14	18	18	10	8
Criminal Total		290	576	631	258	373
<u>Traffic</u>						
Capias	CA	17	39	39	9	30
Felony	F	4	14	14	2	12
Infraction	I	588	438	672	571	101
Misdemeanor	M	130	230	231	99	132
Show Cause	SC	1	2	2	2	-
Traffic Total		740	723	958	683	275
<u>Civil</u>						
Abstract	AJ	2	0	2	2	-
Admin License	AL	8	0	8	8	-
Bond Forfeiture	BF	1	2	4	2	2
Detinue	DT	14	7	15	13	2
Garnishment	GA	56	2	58	56	2
Prelim Prot Order	PP	1	1	1	0	1
Unlawful Detainer	UD	27	19	29	28	1
Warrant in Debt	WD	75	80	113	80	33
Civil Total		184	111	230	189	41
Franklin County Totals		1,214	1,410	1,819	1,130	689



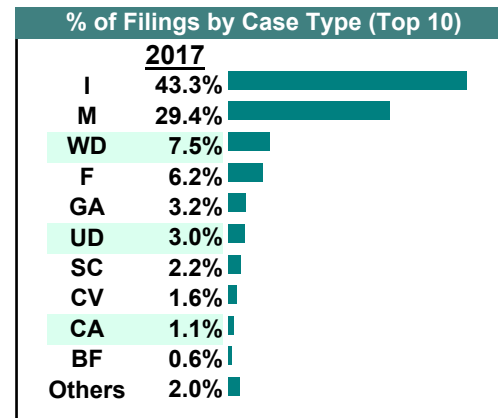
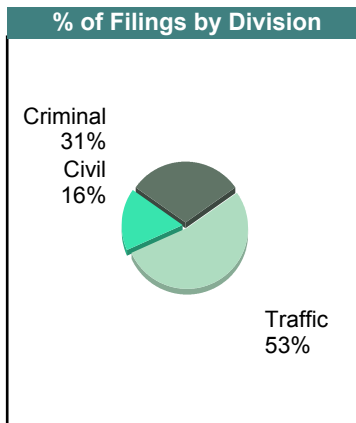
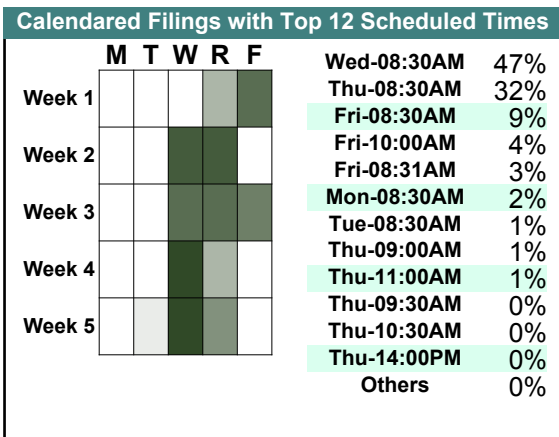
		<u>Filings</u>	<u>Hearings</u>	<u>Transactions</u>	<u>Concluded</u>	<u>Cont</u>
<u>Criminal</u>						
Capias	CA	18	43	43	14	29
Civil Violation	CV	16	20	23	13	10
Felony	F	31	122	122	36	86
Misdemeanor	M	123	295	313	136	177
Show Cause	SC	17	24	24	15	9
Criminal Total		205	504	525	214	311
<u>Traffic</u>						
Capias	CA	13	30	30	13	17
Felony	F	2	4	4	0	4
Infraction	I	587	438	658	599	59
Misdemeanor	M	103	194	194	99	95
Show Cause	SC	0	1	1	1	-
Traffic Total		705	667	887	712	175
<u>Civil</u>						
Abstract	AJ	1	0	1	1	-
Admin License	AL	7	0	7	7	-
Bond Forfeiture	BF	2	2	2	0	2
Detinue	DT	12	4	12	12	-
Garnishment	GA	73	0	74	74	-
Interrogatory	IN	27	1	30	29	1
Protective Order	PO	1	0	1	1	-
Prelim Prot Order	PP	0	0	1	1	-
Show Cause	SC	1	0	1	1	-
Unlawful Detainer	UD	34	26	38	34	4
Warrant in Debt	WD	150	148	185	152	33
Civil Total		308	181	352	312	40
Franklin County Totals		1,218	1,352	1,764	1,238	526

Calendared Filings with Top 12 Scheduled Times

	M	T	W	R	F		
Week 1						Wed-08:30AM	38%
						Thu-08:30AM	34%
Week 2						Fri-08:30AM	10%
						Fri-08:31AM	6%
Week 3						Mon-08:30AM	2%
						Thu-09:00AM	1%
Week 4						Tue-08:30AM	0%
						Thu-09:15AM	0%
Week 5						Tue-10:30AM	0%
						Fri-11:00AM	0%
						Fri-13:00PM	0%
						Others	0%

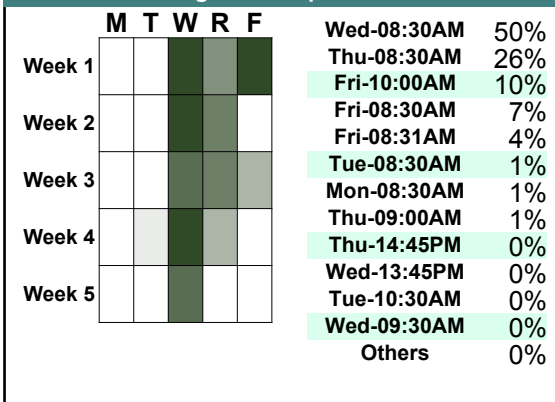


		<u>Filings</u>	<u>Hearings</u>	<u>Transactions</u>	<u>Concluded</u>	<u>Cont</u>
<u>Criminal</u>						
Capias	CA	3	23	23	10	13
Civil Violation	CV	15	11	20	14	6
Felony	F	58	192	197	79	118
Misdemeanor	M	196	330	374	190	184
Show Cause	SC	17	22	22	16	6
Criminal Total		289	578	636	309	327
<u>Traffic</u>						
Capias	CA	7	32	32	16	16
Felony	F	1	4	4	1	3
Infraction	I	410	321	473	394	79
Misdemeanor	M	82	173	174	86	88
Show Cause	SC	3	3	3	1	2
Traffic Total		503	533	686	498	188
<u>Civil</u>						
Abstract	AJ	2	0	2	2	-
Admin License	AL	5	0	5	5	-
Bond Forfeiture	BF	6	4	7	3	4
Counter Claim	CC	0	0	1	1	-
Detinue	DT	5	5	9	8	1
Garnishment	GA	30	0	30	30	-
Interrogatory	IN	2	1	2	1	1
Overweight	OC	1	1	1	0	1
Protective Order	PO	2	0	2	2	-
Prelim Prot Order	PP	2	1	4	3	1
Show Cause	SC	1	0	1	1	-
Unlawful Detainer	UD	28	29	37	32	5
Warrant in Debt	WD	71	75	102	74	28
Civil Total		155	116	203	162	41
Franklin County Totals		947	1,227	1,525	969	556

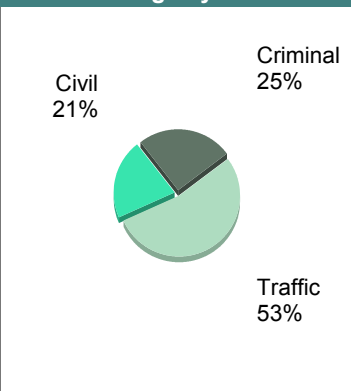


		<u>Filings</u>	<u>Hearings</u>	<u>Transactions</u>	<u>Concluded</u>	<u>Cont</u>
<u>Criminal</u>						
Capias	CA	17	30	30	8	22
Civil Violation	CV	7	9	11	4	7
Felony	F	31	169	171	43	128
Misdemeanor	M	185	356	374	150	224
Show Cause	SC	10	19	19	12	7
Criminal Total		250	583	605	217	388
<u>Traffic</u>						
Capias	CA	20	58	58	16	42
Felony	F	1	5	5	3	2
Infraction	I	419	325	508	423	85
Misdemeanor	M	88	233	234	113	121
Traffic Total		528	621	805	555	250
<u>Civil</u>						
Abstract	AJ	2	0	2	2	-
Admin License	AL	5	0	5	5	-
Detinue	DT	10	4	11	9	2
Garnishment	GA	39	2	42	40	2
Impoundment	IM	2	0	2	2	-
Interrogatory	IN	25	2	25	23	2
Motion for Judgment	MJ	1	0	1	1	-
Overweight	OC	1	0	1	1	-
Other	OT	1	0	1	1	-
Protective Order	PO	2	0	2	2	-
Prelim Prot Order	PP	1	1	1	0	1
Petition-Restore Arms	PR	0	0	1	1	-
Show Cause	SC	2	0	2	2	-
Unlawful Detainer	UD	23	18	27	18	9
Warrant in Debt	WD	95	94	121	81	40
Civil Total		209	121	244	188	56
Franklin County Totals		987	1,325	1,654	960	694

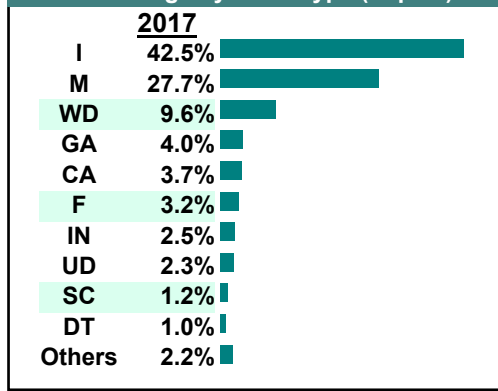
Calendared Filings with Top 12 Scheduled Times



% of Filings by Division

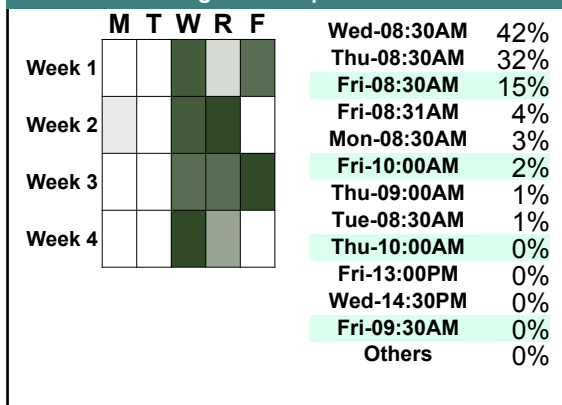


% of Filings by Case Type (Top 10)

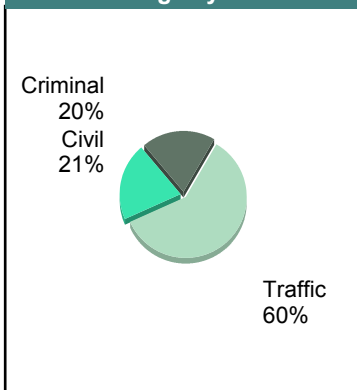


		Filings	Hearings	Transactions	Concluded	Cont
<u>Criminal</u>						
Capias	CA	6	17	17	8	9
Civil Violation	CV	3	6	6	5	1
Felony	F	42	158	164	68	96
Misdemeanor	M	119	253	270	122	148
Show Cause	SC	18	24	24	18	6
Criminal Total		188	458	481	221	260
<u>Traffic</u>						
Capias	CA	13	25	25	10	15
Infraction	I	461	343	518	459	59
Misdemeanor	M	103	183	183	102	81
Show Cause	SC	0	3	3	2	1
Traffic Total		577	554	729	573	156
<u>Civil</u>						
Admin License	AL	11	0	11	11	-
Bond Forfeiture	BF	1	1	1	0	1
Detinue	DT	12	5	14	12	2
Garnishment	GA	42	1	43	42	1
Interrogatory	IN	1	2	6	4	2
Prelim Prot Order	PP	1	1	1	0	1
Show Cause	SC	1	1	1	0	1
Tenants Assertion	TA	0	0	1	1	-
Unlawful Detainer	UD	14	13	19	17	2
Warrant in Debt	WD	115	103	132	101	31
Civil Total		198	127	229	188	41
Franklin County Totals		963	1,139	1,439	982	457

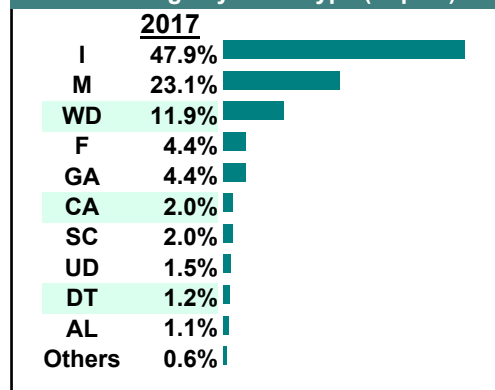
Calendared Filings with Top 12 Scheduled Times



% of Filings by Division



% of Filings by Case Type (Top 10)

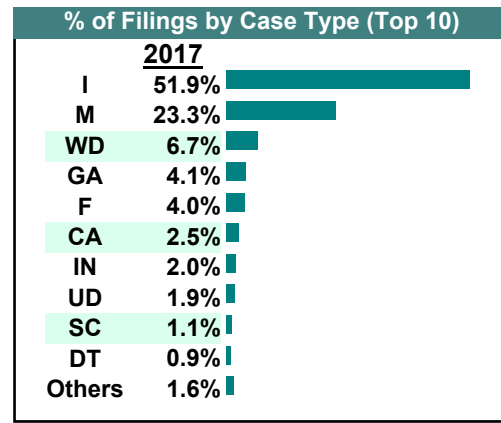
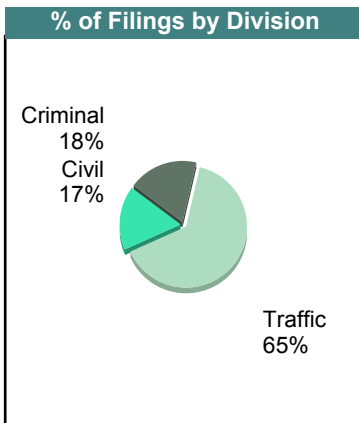
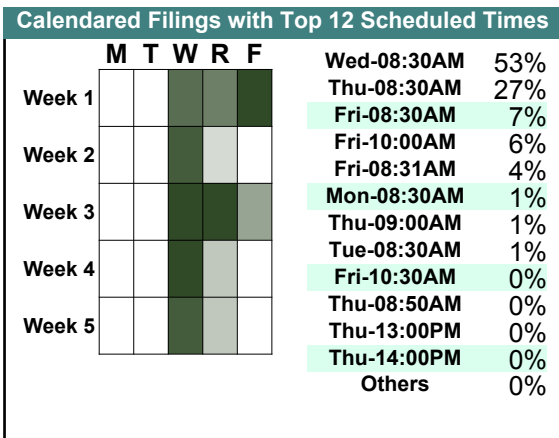


		<u>Filings</u>	<u>Hearings</u>	<u>Transactions</u>	<u>Concluded</u>	<u>Cont</u>
<u>Criminal</u>						
Capias	CA	15	36	36	13	23
Civil Violation	CV	5	12	12	4	8
Felony	F	48	178	178	59	119
Misdemeanor	M	152	353	361	166	195
Show Cause	SC	12	17	17	10	7
Criminal Total		232	596	604	252	352

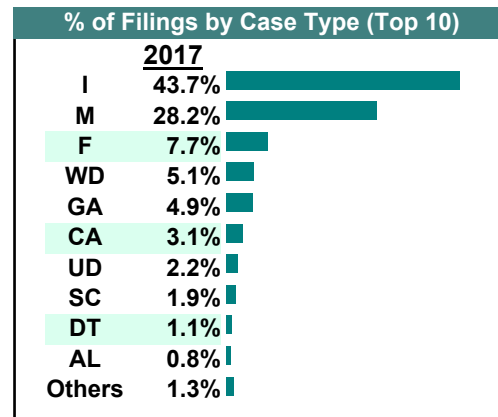
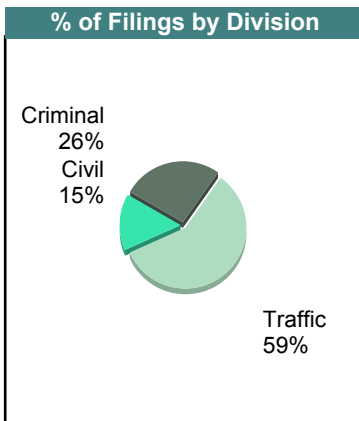
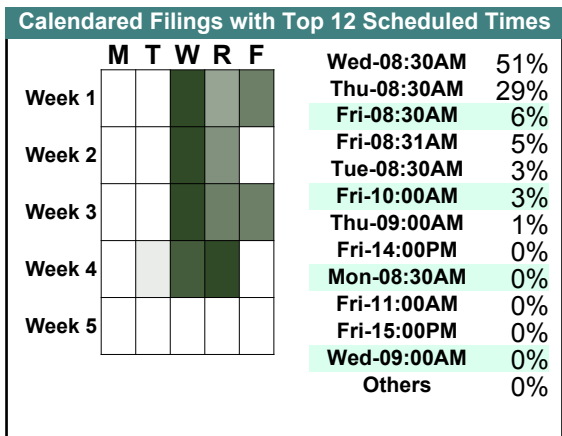
		<u>Filings</u>	<u>Hearings</u>	<u>Transactions</u>	<u>Concluded</u>	<u>Cont</u>
<u>Traffic</u>						
Capias	CA	17	40	40	18	22
Felony	F	2	8	8	4	4
Infraction	I	651	464	740	653	87
Misdemeanor	M	141	288	290	149	141
Show Cause	SC	1	1	1	0	1
Traffic Total		812	801	1,079	824	255

		<u>Filings</u>	<u>Hearings</u>	<u>Transactions</u>	<u>Concluded</u>	<u>Cont</u>
<u>Civil</u>						
Admin License	AL	10	0	10	10	-
Bond Forfeiture	BF	1	0	1	1	-
Detinue	DT	11	4	13	13	-
Garnishment	GA	51	2	52	50	2
Interrogatory	IN	25	1	28	27	1
Other	OT	1	0	1	1	-
Prelim Prot Order	PP	2	0	2	2	-
Petition-Restore Arms	PR	1	1	1	0	1
Show Cause	SC	1	0	1	1	-
Tenants Assertion	TA	0	1	1	0	1
Unlawful Detainer	UD	24	23	32	25	7
Warrant in Debt	WD	84	85	107	79	28
Civil Total		211	117	249	209	40

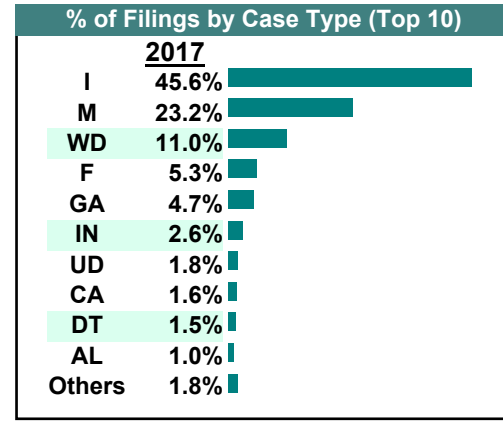
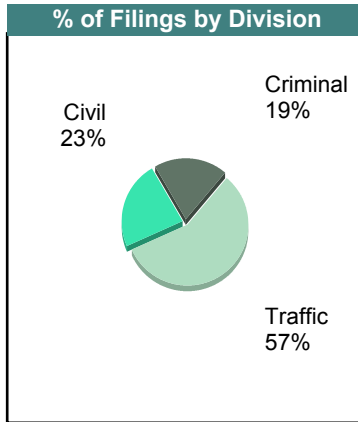
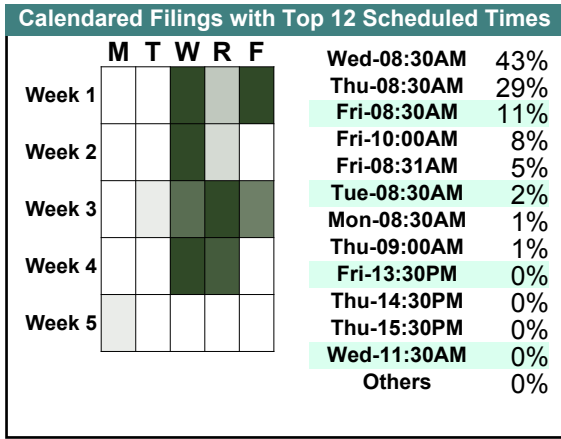
Franklin County Totals		1,255	1,514	1,932	1,285	647
-------------------------------	--	--------------	--------------	--------------	--------------	------------



		<u>Filings</u>	<u>Hearings</u>	<u>Transactions</u>	<u>Concluded</u>	<u>Cont</u>
<u>Criminal</u>						
Capias	CA	15	41	41	11	30
Civil Violation	CV	4	8	10	5	5
Felony	F	70	208	210	33	177
Misdemeanor	M	137	303	321	151	170
Show Cause	SC	17	25	25	16	9
Criminal Total		243	585	607	216	391
<u>Traffic</u>						
Capias	CA	13	45	45	18	27
Felony	F	1	7	7	2	5
Infraction	I	401	327	464	383	81
Misdemeanor	M	122	226	227	111	116
Traffic Total		537	605	743	514	229
<u>Civil</u>						
Admin License	AL	7	0	7	7	-
Bond Forfeiture	BF	1	0	3	3	-
Detinue	DT	10	9	14	8	6
Garnishment	GA	45	2	46	44	2
Interrogatory	IN	5	4	6	2	4
Overweight	OC	0	0	1	1	-
Prelim Prot Order	PP	2	0	2	2	-
Unlawful Detainer	UD	20	18	24	16	8
Warrant in Debt	WD	47	51	71	56	15
Civil Total		137	84	174	139	35
Franklin County Totals		917	1,274	1,524	869	655



		<u>Filings</u>	<u>Hearings</u>	<u>Transactions</u>	<u>Concluded</u>	<u>Cont</u>
<u>Criminal</u>						
Capias	CA	6	25	25	14	11
Civil Violation	CV	1	4	4	3	1
Felony	F	53	155	157	26	131
Misdemeanor	M	129	323	330	148	182
Show Cause	SC	9	16	16	10	6
Criminal Total		198	523	532	201	331
<u>Traffic</u>						
Capias	CA	10	46	46	15	31
Felony	F	1	9	9	3	6
Infraction	I	466	363	535	469	66
Misdemeanor	M	108	234	237	117	120
Traffic Total		585	652	827	604	223
<u>Civil</u>						
Abstract	AJ	1	0	1	1	-
Admin License	AL	10	0	10	10	-
Bond Forfeiture	BF	0	0	1	1	-
Counter Claim	CC	1	1	1	0	1
Detinue	DT	15	9	19	17	2
Garnishment	GA	48	1	52	51	1
Interrogatory	IN	27	1	27	26	1
Other	OT	2	0	2	2	-
Protective Order	PO	2	0	2	2	-
Tenants Assertion	TA	2	2	3	1	2
Unlawful Detainer	UD	18	14	21	18	3
Warrant in Debt	WD	112	97	128	104	24
Civil Total		238	125	267	233	34
Franklin County Totals		1,021	1,300	1,626	1,038	588

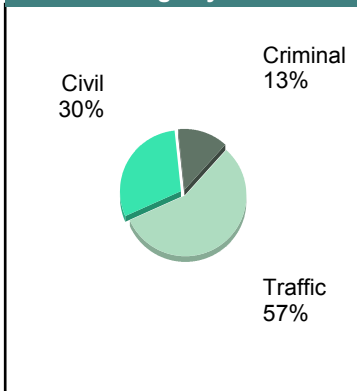


		<u>Filings</u>	<u>Hearings</u>	<u>Transactions</u>	<u>Concluded</u>	<u>Cont</u>
<u>Criminal</u>						
Capias	CA	2	11	11	5	6
Civil Violation	CV	0	1	1	1	-
Felony	F	35	114	114	46	68
Misdemeanor	M	79	159	163	75	88
Show Cause	SC	7	7	7	7	-
Criminal Total		123	292	296	134	162
<u>Traffic</u>						
Capias	CA	5	14	14	5	9
Civil Violation	CV	0	1	1	1	-
Felony	F	1	3	3	2	1
Infraction	I	432	356	500	448	52
Misdemeanor	M	79	148	148	86	62
Traffic Total		517	522	666	542	124
<u>Civil</u>						
Abstract	AJ	2	0	2	2	-
Admin License	AL	4	0	4	4	-
Detinue	DT	2	2	3	2	1
Garnishment	GA	61	0	62	62	-
Impoundment	IM	2	0	2	2	-
Interrogatory	IN	2	2	7	5	2
Protective Order	PO	2	0	2	2	-
Prelim Prot Order	PP	1	0	1	1	-
Petition-Restore Arms	PR	1	0	1	1	-
Show Cause	SC	6	2	6	4	2
Unlawful Detainer	UD	31	22	32	30	2
Warrant in Debt	WD	159	167	204	164	40
Civil Total		273	195	326	279	47
Pittsylvania Totals		913	1,009	1,288	955	333

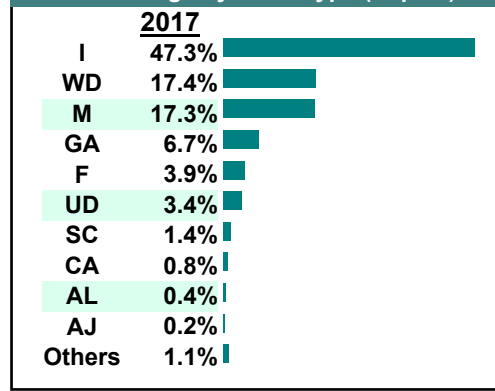
Calendared Filings with Top 12 Scheduled Times

	M	T	W	R	F		
Week 1	█	█			█	Mon-08:30AM	45%
Week 2	█	█				Tue-08:30AM	24%
Week 3	█	█				Fri-10:00AM	9%
Week 4						Tue-13:00PM	6%
						Fri-08:30AM	5%
						Fri-08:31AM	4%
						Tue-14:00PM	3%
						Tue-08:31AM	3%
						Tue-09:00AM	0%
						Wed-08:30AM	0%
						Mon-15:00PM	0%
						Thu-08:30AM	0%
						Others	0%

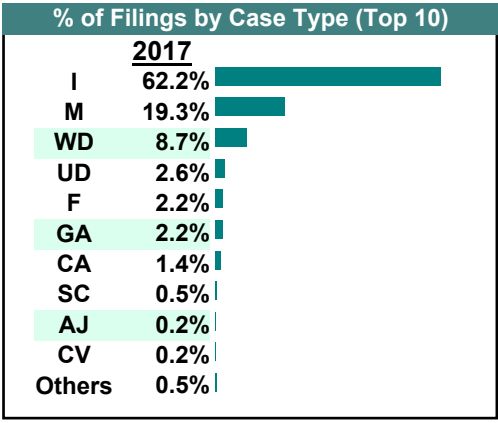
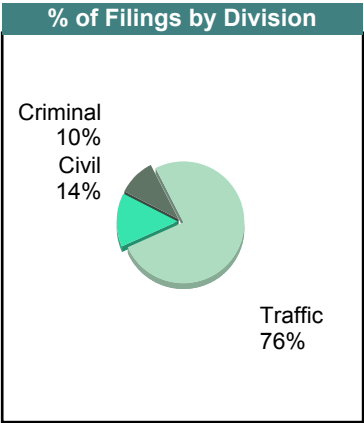
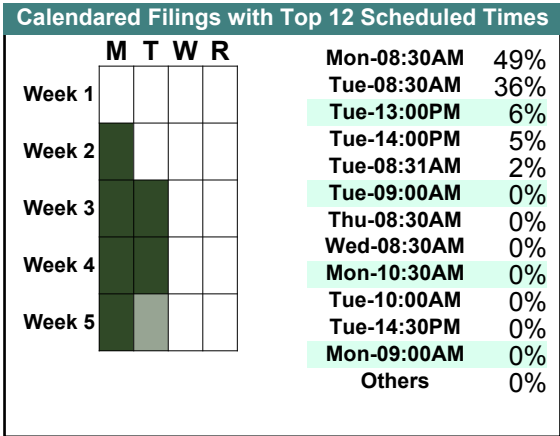
% of Filings by Division



% of Filings by Case Type (Top 10)

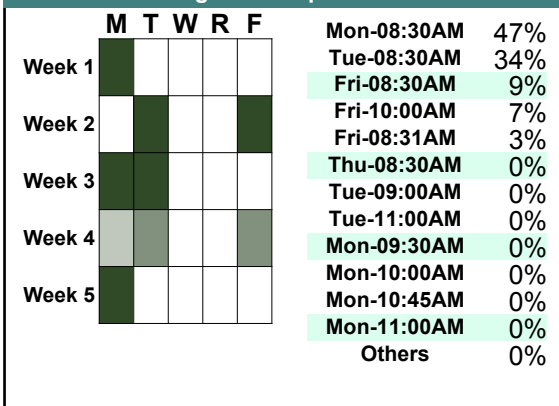


		<u>Filings</u>	<u>Hearings</u>	<u>Transactions</u>	<u>Concluded</u>	<u>Cont</u>
<u>Criminal</u>						
Capias	CA	5	20	20	11	9
Civil Violation	CV	2	4	4	4	-
Felony	F	15	46	49	16	33
Misdemeanor	M	56	138	140	54	86
Show Cause	SC	4	6	6	5	1
Criminal Total		82	214	219	90	129
<u>Traffic</u>						
Capias	CA	7	20	20	14	6
Felony	F	3	6	6	2	4
Infraction	I	517	423	586	523	63
Misdemeanor	M	104	181	181	108	73
Traffic Total		631	630	793	647	146
<u>Civil</u>						
Abstract	AJ	2	0	2	2	-
Detinue	DT	1	1	2	2	-
Garnishment	GA	18	0	18	18	-
Impoundment	IM	1	0	1	1	-
Other	OT	2	0	2	2	-
Prelim Prot Order	PP	0	0	2	2	-
Unlawful Detainer	UD	22	14	23	23	-
Warrant in Debt	WD	72	62	89	70	19
Civil Total		118	77	139	120	19
Pittsylvania Totals		831	921	1,151	857	294

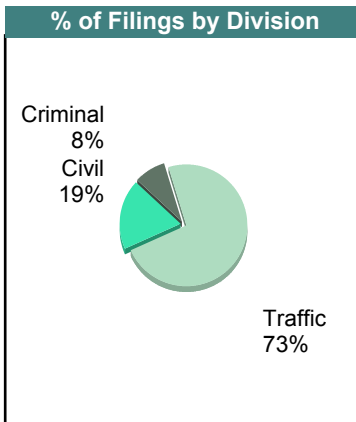


		<u>Filings</u>	<u>Hearings</u>	<u>Transactions</u>	<u>Concluded</u>	<u>Cont</u>
<u>Criminal</u>						
Capias	CA	14	35	35	15	20
Civil Violation	CV	1	6	6	3	3
Felony	F	13	63	64	30	34
Misdemeanor	M	79	190	205	109	96
Show Cause	SC	6	10	10	6	4
Criminal Total		113	304	320	163	157
<u>Traffic</u>						
Capias	CA	6	30	30	9	21
Civil Violation	CV	0	1	1	0	1
Felony	F	0	4	4	1	3
Infraction	I	838	667	934	858	76
Misdemeanor	M	130	221	221	139	82
Traffic Total		974	923	1,190	1,007	183
<u>Civil</u>						
Abstract	AJ	3	0	3	3	-
Admin License	AL	8	0	8	8	-
Detinue	DT	1	1	1	0	1
Garnishment	GA	36	2	37	35	2
Impoundment	IM	1	0	1	1	-
Interrogatory	IN	15	7	17	10	7
Other	OT	1	0	1	1	-
Prelim Prot Order	PP	3	2	3	1	2
Show Cause	SC	2	0	2	2	-
Unlawful Detainer	UD	35	28	37	34	3
Warrant in Debt	WD	143	140	177	148	29
Civil Total		248	180	287	243	44
Pittsylvania Totals		1,335	1,407	1,797	1,413	384

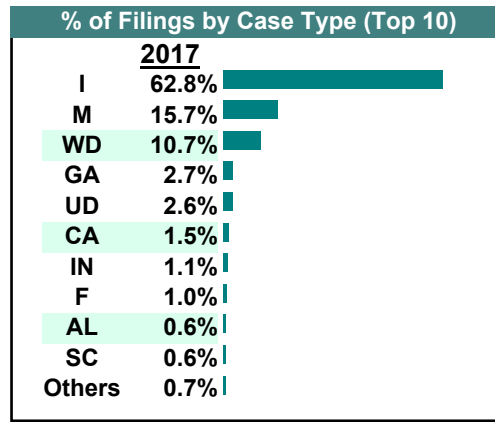
Calendared Filings with Top 12 Scheduled Times



% of Filings by Division

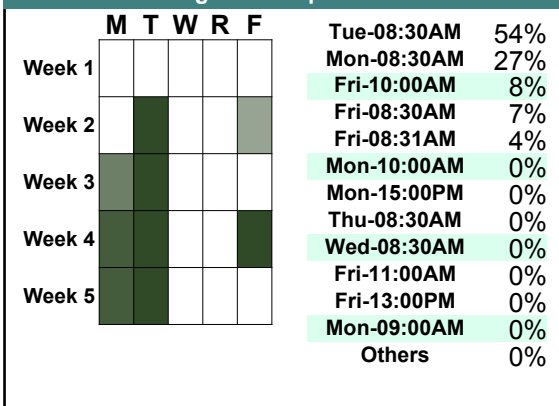


% of Filings by Case Type (Top 10)

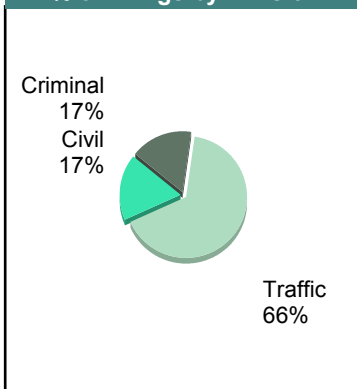


		<u>Filings</u>	<u>Hearings</u>	<u>Transactions</u>	<u>Concluded</u>	<u>Cont</u>
<u>Criminal</u>						
Capias	CA	10	21	21	9	12
Civil Violation	CV	1	2	2	1	1
Felony	F	60	106	107	21	86
Misdemeanor	M	97	191	201	87	114
Show Cause	SC	1	3	3	1	2
Criminal Total		169	323	334	119	215
<u>Traffic</u>						
Capias	CA	12	30	30	16	14
Felony	F	2	7	7	2	5
Infraction	I	559	443	639	574	65
Misdemeanor	M	100	194	194	107	87
Traffic Total		673	674	870	699	171
<u>Civil</u>						
Admin License	AL	1	0	1	1	-
Bond Forfeiture	BF	0	0	3	3	-
Detinue	DT	2	1	3	2	1
Garnishment	GA	42	1	43	42	1
Interrogatory	IN	1	0	1	1	-
Prelim Prot Order	PP	1	1	3	2	1
Petition-Restore Arms	PR	2	0	3	3	-
Unlawful Detainer	UD	21	20	25	24	1
Warrant in Debt	WD	108	111	150	118	32
Civil Total		178	134	232	196	36
Pittsylvania Totals		1,020	1,131	1,436	1,014	422

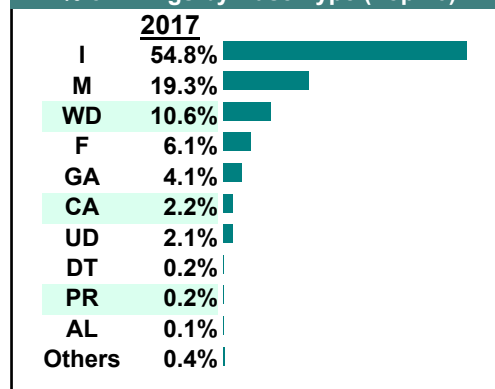
Calendared Filings with Top 12 Scheduled Times



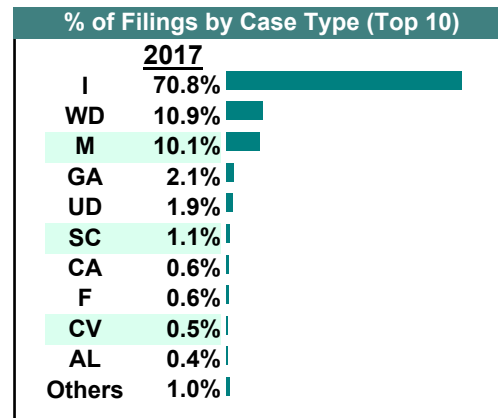
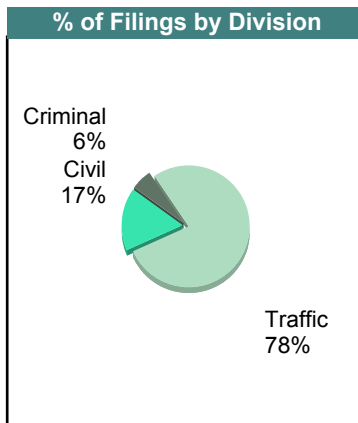
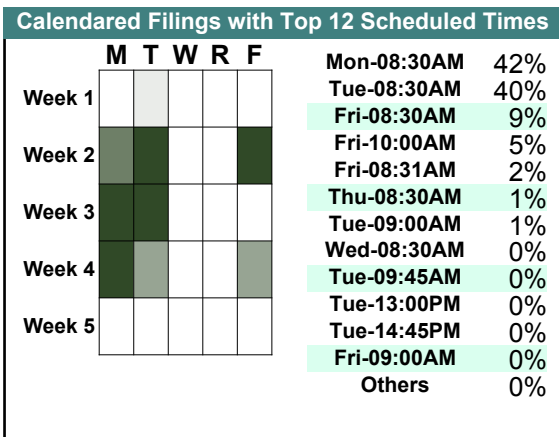
% of Filings by Division



% of Filings by Case Type (Top 10)

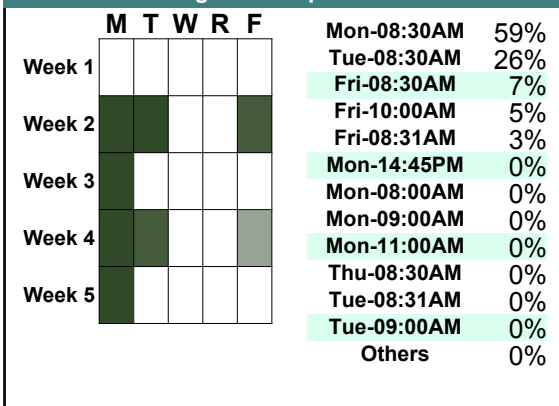


		<u>Filings</u>	<u>Hearings</u>	<u>Transactions</u>	<u>Concluded</u>	<u>Cont</u>
<u>Criminal</u>						
Capias	CA	1	14	14	5	9
Civil Violation	CV	6	5	7	3	4
Felony	F	6	31	31	11	20
Misdemeanor	M	42	113	114	42	72
Show Cause	SC	9	12	12	9	3
Criminal Total		64	175	178	70	108
<u>Traffic</u>						
Capias	CA	6	29	29	10	19
Civil Violation	CV	0	1	1	0	1
Felony	F	1	6	6	3	3
Infraction	I	808	633	933	841	92
Misdemeanor	M	73	171	173	96	77
Show Cause	SC	1	2	2	2	-
Traffic Total		889	842	1,144	952	192
<u>Civil</u>						
Abstract	AJ	4	0	4	4	-
Admin License	AL	5	0	5	5	-
Bond Forfeiture	BF	0	2	2	0	2
Detinue	DT	1	1	1	1	-
Garnishment	GA	24	2	27	25	2
Impoundment	IM	2	0	2	2	-
Interrogatory	IN	3	2	6	4	2
Other	OT	0	0	1	1	-
Protective Order	PO	1	0	1	1	-
Show Cause	SC	3	0	4	4	-
Unlawful Detainer	UD	22	19	25	23	2
Warrant in Debt	WD	124	130	172	130	42
Civil Total		189	156	250	200	50
Pittsylvania Totals		1,142	1,173	1,572	1,222	350

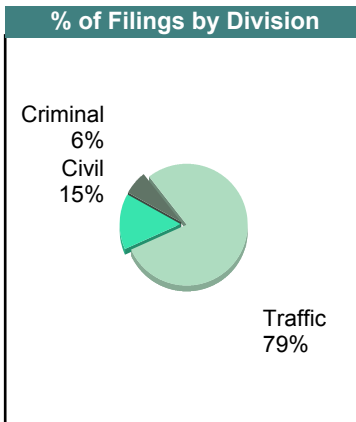


		<u>Filings</u>	<u>Hearings</u>	<u>Transactions</u>	<u>Concluded</u>	<u>Cont</u>
<u>Criminal</u>						
Capias	CA	5	10	10	1	9
Civil Violation	CV	0	3	3	2	1
Felony	F	10	39	39	5	34
Misdemeanor	M	68	151	156	59	97
Show Cause	SC	3	4	4	4	-
Criminal Total		86	207	212	71	141
<u>Traffic</u>						
Capias	CA	11	30	30	8	22
Civil Violation	CV	1	2	2	1	1
Felony	F	0	2	2	0	2
Infraction	I	943	704	1,032	905	127
Misdemeanor	M	146	241	241	130	111
Traffic Total		1,101	979	1,307	1,044	263
<u>Civil</u>						
Abstract	AJ	4	0	4	4	-
Admin License	AL	3	0	3	3	-
Bond Forfeiture	BF	1	3	3	0	3
Detinue	DT	3	1	3	3	-
Garnishment	GA	35	1	35	34	1
Interrogatory	IN	2	0	4	4	-
Prelim Prot Order	PP	2	1	2	1	1
Show Cause	SC	1	0	1	1	-
Tenants Assertion	TA	1	0	1	1	-
Unlawful Detainer	UD	45	33	47	41	6
Warrant in Debt	WD	110	95	127	94	33
Civil Total		207	134	230	186	44
Pittsylvania Totals		1,394	1,320	1,749	1,301	448

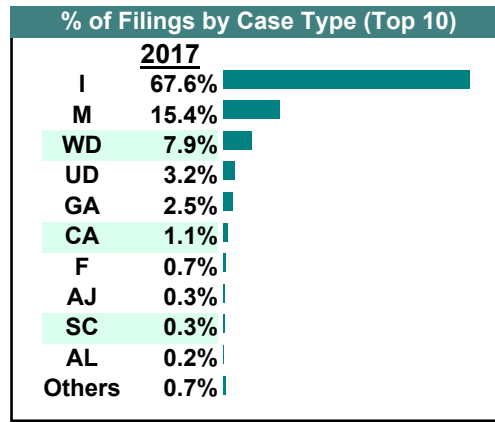
Calendared Filings with Top 12 Scheduled Times



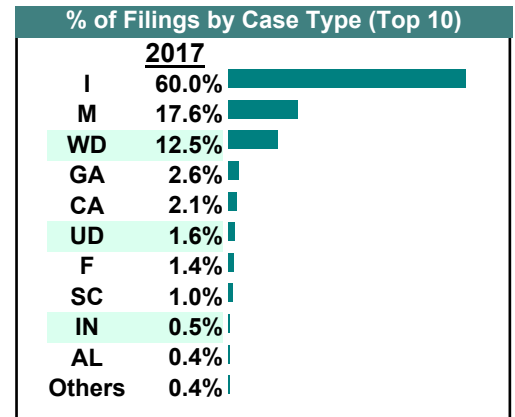
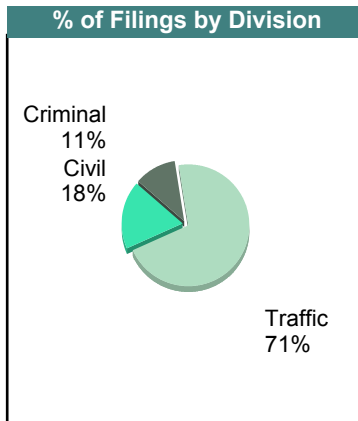
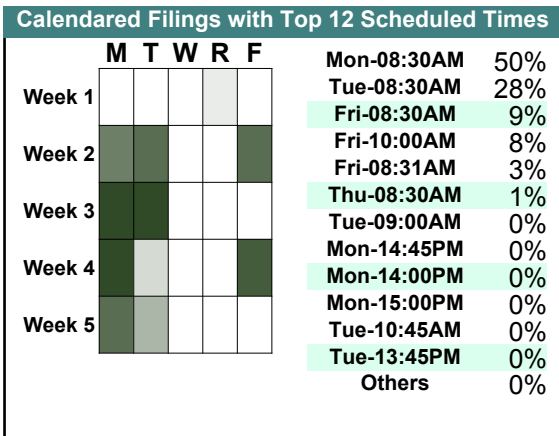
% of Filings by Division



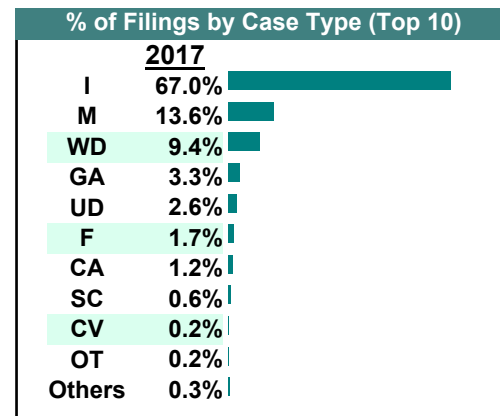
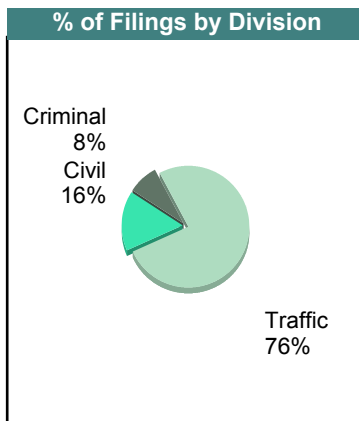
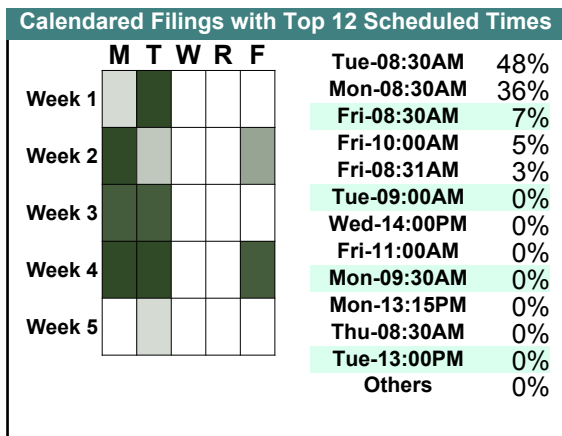
% of Filings by Case Type (Top 10)



		<u>Filings</u>	<u>Hearings</u>	<u>Transactions</u>	<u>Concluded</u>	<u>Cont</u>
<u>Criminal</u>						
Capias	CA	9	15	15	1	14
Civil Violation	CV	1	2	2	0	2
Felony	F	14	76	80	50	30
Misdemeanor	M	85	160	168	81	87
Show Cause	SC	7	9	9	6	3
Criminal Total		116	262	274	138	136
<u>Traffic</u>						
Capias	CA	13	32	32	11	21
Felony	F	1	6	6	1	5
Infraction	I	634	546	751	635	116
Misdemeanor	M	101	194	194	83	111
Traffic Total		749	778	983	730	253
<u>Civil</u>						
Abstract	AJ	1	0	1	1	-
Admin License	AL	4	0	4	4	-
Bond Forfeiture	BF	0	1	1	1	-
Detinue	DT	1	2	2	0	2
Garnishment	GA	27	0	27	27	-
Interrogatory	IN	5	3	11	8	3
Protective Order	PO	1	1	2	1	1
Show Cause	SC	4	1	5	4	1
Unlawful Detainer	UD	17	13	18	18	-
Warrant in Debt	WD	132	133	161	113	48
Civil Total		192	154	232	177	55
Pittsylvania Totals		1,057	1,194	1,489	1,045	444



		<u>Filings</u>	<u>Hearings</u>	<u>Transactions</u>	<u>Concluded</u>	<u>Cont</u>
<u>Criminal</u>						
Capias	CA	4	6	6	4	2
Civil Violation	CV	2	7	7	4	3
Felony	F	20	123	127	81	46
Misdemeanor	M	69	154	157	79	78
Show Cause	SC	7	7	7	4	3
Criminal Total		102	297	304	172	132
<u>Traffic</u>						
Capias	CA	11	24	24	10	14
Felony	F	1	5	5	1	4
Infraction	I	849	610	920	845	75
Misdemeanor	M	103	193	193	113	80
Show Cause	SC	1	1	1	0	1
Traffic Total		965	833	1,143	969	174
<u>Civil</u>						
Abstract	AJ	1	0	1	1	-
Admin License	AL	1	0	1	1	-
Bond Forfeiture	BF	1	1	1	0	1
Garnishment	GA	42	1	42	41	1
Other	OT	2	1	2	1	1
Prelim Prot Order	PP	1	1	2	1	1
Petition-Restore Arms	PR	0	1	1	0	1
Unlawful Detainer	UD	33	24	35	33	2
Warrant in Debt	WD	119	104	151	118	33
Civil Total		200	133	236	196	40
Pittsylvania Totals		1,267	1,263	1,683	1,337	346

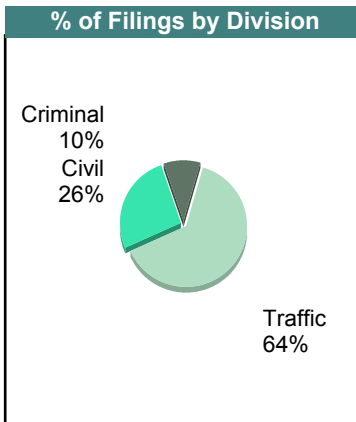


		<u>Filings</u>	<u>Hearings</u>	<u>Transactions</u>	<u>Concluded</u>	<u>Cont</u>
<u>Criminal</u>						
Capias	CA	2	6	6	6	-
Civil Violation	CV	0	2	2	2	-
Felony	F	17	90	92	30	62
Misdemeanor	M	47	116	118	43	75
Show Cause	SC	4	4	4	4	-
Criminal Total		70	218	222	85	137
<u>Traffic</u>						
Capias	CA	12	20	20	12	8
Civil Violation	CV	1	1	1	0	1
Felony	F	2	6	6	0	6
Infraction	I	379	287	420	371	49
Misdemeanor	M	69	125	125	65	60
Show Cause	SC	0	2	2	2	-
Traffic Total		463	441	574	450	124
<u>Civil</u>						
Admin License	AL	3	0	3	3	-
Garnishment	GA	50	0	50	50	-
Impoundment	IM	2	0	2	2	-
Interrogatory	IN	12	8	20	12	8
Other	OT	2	0	2	2	-
Prelim Prot Order	PP	2	1	3	2	1
Petition-Restore Arms	PR	1	1	1	0	1
Show Cause	SC	6	1	8	7	1
Unlawful Detainer	UD	23	13	25	24	1
Warrant in Debt	WD	91	80	120	102	18
Civil Total		192	104	234	204	30
Pittsylvania Totals		725	763	1,030	739	291

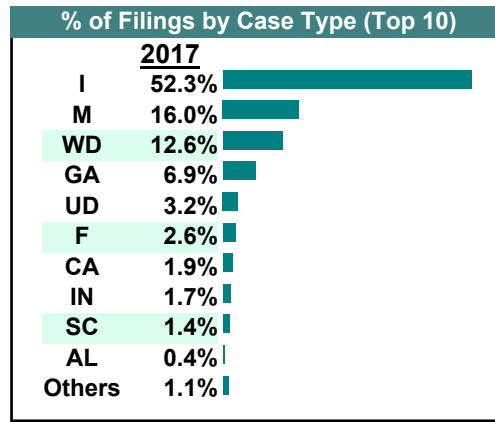
Calendared Filings with Top 12 Scheduled Times

	M	T	W	R	F		
Week 1						Mon-08:30AM	39%
						Tue-08:30AM	33%
						Fri-08:30AM	11%
Week 2						Fri-10:00AM	9%
						Fri-08:31AM	7%
Week 3						Wed-08:30AM	1%
						Tue-09:00AM	0%
						Mon-09:00AM	0%
Week 4						Mon-10:45AM	0%
						Mon-11:00AM	0%
						Thu-08:30AM	0%
						Tue-09:30AM	0%
						Others	0%

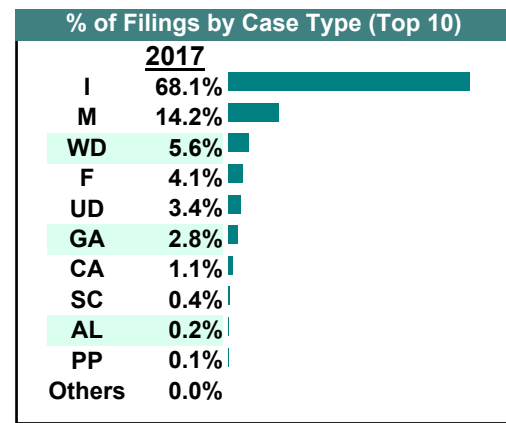
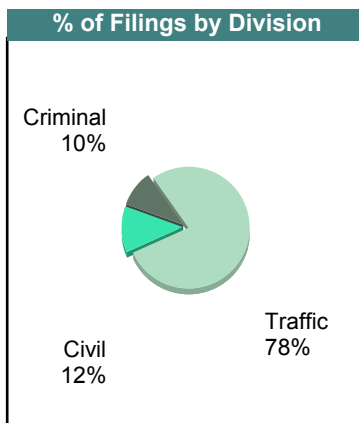
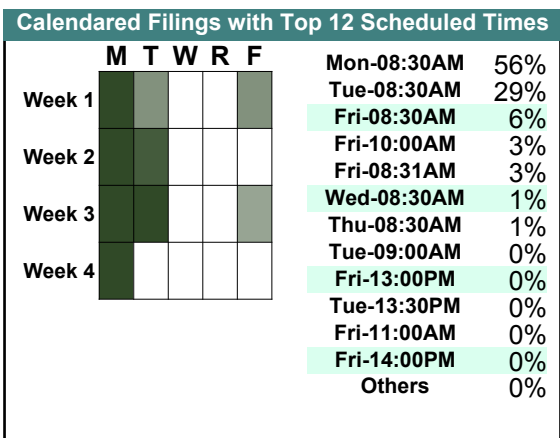
% of Filings by Division



% of Filings by Case Type (Top 10)

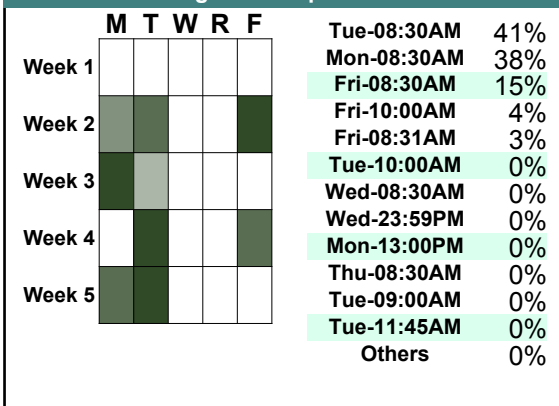


		<u>Filings</u>	<u>Hearings</u>	<u>Transactions</u>	<u>Concluded</u>	<u>Cont</u>
<u>Criminal</u>						
Capias	CA	4	14	14	7	7
Civil Violation	CV	0	1	1	0	1
Felony	F	43	115	117	25	92
Misdemeanor	M	56	137	140	55	85
Show Cause	SC	3	4	4	4	-
Criminal Total		106	271	276	91	185
<u>Traffic</u>						
Capias	CA	8	22	22	12	10
Felony	F	1	4	4	1	3
Infraction	I	737	586	824	752	72
Misdemeanor	M	98	184	184	106	78
Show Cause	SC	1	1	1	0	1
Traffic Total		845	797	1,035	871	164
<u>Civil</u>						
Admin License	AL	2	0	2	2	-
Detinue	DT	0	1	2	2	-
Garnishment	GA	30	0	30	30	-
Prelim Prot Order	PP	1	0	1	1	-
Unlawful Detainer	UD	37	21	38	37	1
Warrant in Debt	WD	61	58	79	64	15
Civil Total		131	80	152	136	16
Pittsylvania Totals		1,082	1,148	1,463	1,098	365

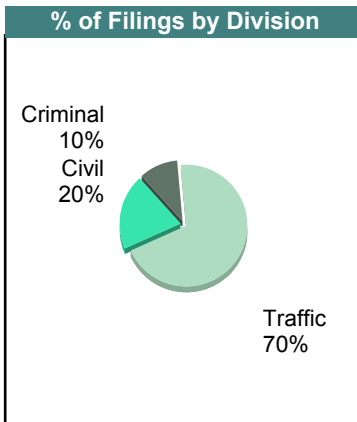


		<u>Filings</u>	<u>Hearings</u>	<u>Transactions</u>	<u>Concluded</u>	<u>Cont</u>
<u>Criminal</u>						
Capias	CA	5	15	15	8	7
Civil Violation	CV	1	6	6	2	4
Felony	F	71	123	123	21	102
Misdemeanor	M	62	130	131	57	74
Show Cause	SC	2	10	10	10	-
Criminal Total		141	284	285	98	187
<u>Traffic</u>						
Capias	CA	11	31	31	11	20
Felony	F	1	4	4	1	3
Infraction	I	827	688	1,004	901	103
Misdemeanor	M	114	226	226	133	93
Show Cause	SC	1	1	1	0	1
Traffic Total		954	950	1,266	1,046	220
<u>Civil</u>						
Admin License	AL	6	0	6	6	-
Bond Forfeiture	BF	1	1	2	1	1
Detinue	DT	3	2	4	3	1
Garnishment	GA	35	0	36	36	-
Impoundment	IM	1	0	1	1	-
Interrogatory	IN	12	8	19	11	8
Protective Order	PO	2	0	2	2	-
Prelim Prot Order	PP	1	0	1	1	-
Show Cause	SC	5	2	7	5	2
Unlawful Detainer	UD	28	22	31	30	1
Warrant in Debt	WD	178	153	209	170	39
Civil Total		272	188	318	266	52
Pittsylvania Totals		1,367	1,422	1,869	1,410	459

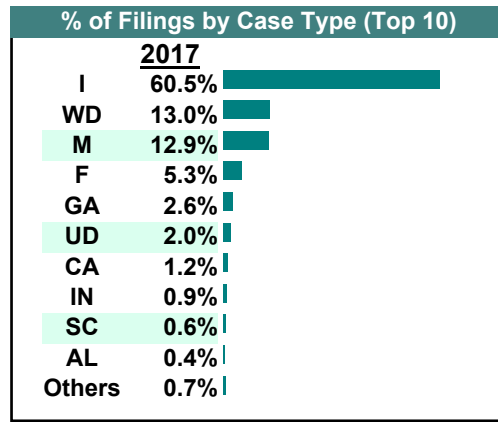
Calendared Filings with Top 12 Scheduled Times



% of Filings by Division

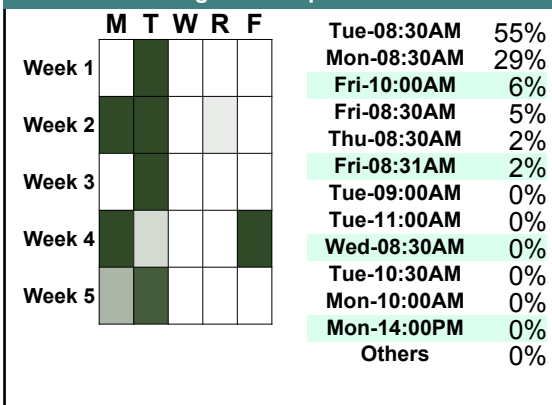


% of Filings by Case Type (Top 10)

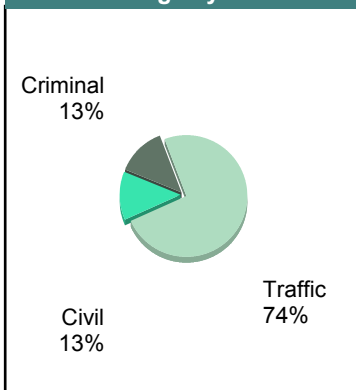


		<u>Filings</u>	<u>Hearings</u>	<u>Transactions</u>	<u>Concluded</u>	<u>Cont</u>
<u>Criminal</u>						
Capias	CA	4	20	20	11	9
Civil Violation	CV	3	12	12	2	10
Felony	F	35	85	86	11	75
Misdemeanor	M	122	229	231	103	128
Show Cause	SC	8	12	12	7	5
Criminal Total		172	358	361	134	227
<u>Traffic</u>						
Capias	CA	3	21	21	6	15
Felony	F	1	4	4	2	2
Infraction	I	852	667	957	760	197
Misdemeanor	M	117	203	204	83	121
Show Cause	SC	1	1	1	1	-
Traffic Total		974	896	1,187	852	335
<u>Civil</u>						
Admin License	AL	6	0	6	6	-
Bond Forfeiture	BF	1	1	2	1	1
Garnishment	GA	22	0	22	22	-
Impoundment	IM	2	0	2	2	-
Interrogatory	IN	1	0	1	1	-
Other	OT	1	0	1	1	-
Prelim Prot Order	PP	1	0	1	1	-
Unlawful Detainer	UD	41	35	43	40	3
Warrant in Debt	WD	91	91	108	88	20
Civil Total		166	127	186	162	24
Pittsylvania Totals		1,312	1,381	1,734	1,148	586

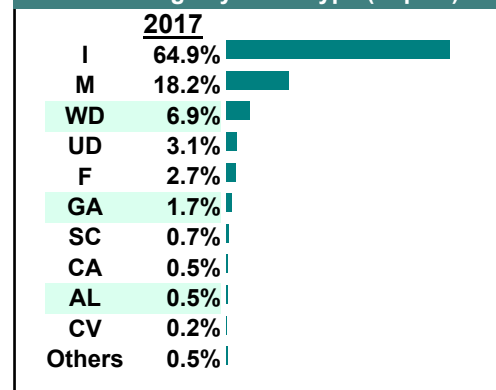
Calendared Filings with Top 12 Scheduled Times



% of Filings by Division



% of Filings by Case Type (Top 10)



Filings by Court & Division

	<u>Danville</u>		<u>Franklin County</u>		<u>Pittsylvania</u>		<u>Total</u>
C Misdemeanor	2,680	49%	1,878	35%	862	16%	5,420
Felony	690	43%	582	36%	339	21%	1,611
Show Cause	382	63%	165	27%	61	10%	608
Capias	285	57%	153	30%	65	13%	503
Civil Violation	46	30%	91	59%	17	11%	154
Motion	49	100%	-	0%	-	0%	49
Restricted O/L	1	100%	-	0%	-	0%	1
Total	4,133	50%	2,869	34%	1,344	16%	8,346
T Infraction	4,903	25%	6,066	31%	8,375	43%	19,344
Misdemeanor	2,239	47%	1,341	28%	1,234	26%	4,814
Capias	359	57%	167	26%	105	17%	631
Show Cause	250	96%	6	2%	5	2%	261
Felony	22	42%	16	31%	14	27%	52
Restricted O/L	12	100%	-	0%	-	0%	12
Motion	5	100%	-	0%	-	0%	5
Civil Violation	1	25%	1	25%	2	50%	4
Total	7,791	31%	7,597	30%	9,735	39%	25,123
V Warrant in Debt	2,375	47%	1,265	25%	1,388	28%	5,028
Unlawful Detainer	1,627	72%	273	12%	355	16%	2,255
Garnishment	1,120	52%	597	28%	422	20%	2,139
Detinue	809	85%	129	14%	14	1%	952
Interrogatory	14	6%	164	71%	53	23%	231
Admin License	82	37%	96	43%	43	19%	221
Prelim Prot Order	67	72%	13	14%	13	14%	93
Protective Order	60	80%	9	12%	6	8%	75
Bond Forfeiture	26	48%	24	44%	4	7%	54
Abstract	14	34%	10	24%	17	41%	41
Show Cause	3	8%	8	21%	27	71%	38
Impoundment	16	48%	6	18%	11	33%	33
Other	16	50%	8	25%	8	25%	32
Counter Claim	6	75%	2	25%	-	0%	8
Petition-Restore Arms	1	14%	2	29%	4	57%	7
Motion for Judgment	4	80%	1	20%	-	0%	5
Tenants Assertion	2	40%	2	40%	1	20%	5
Overweight	-	0%	2	100%	-	0%	2
Total	6,242	56%	2,611	23%	2,366	21%	11,219
Total	18,166	41%	13,077	29%	13,445	30%	44,688

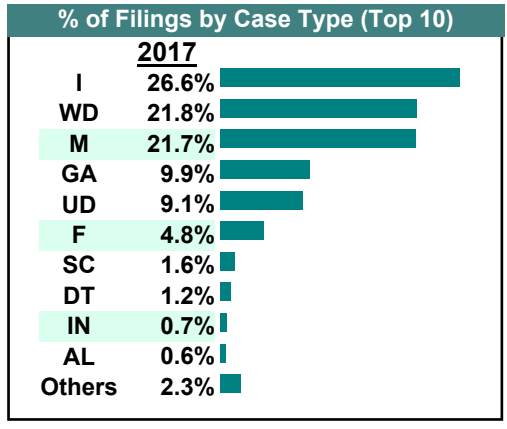
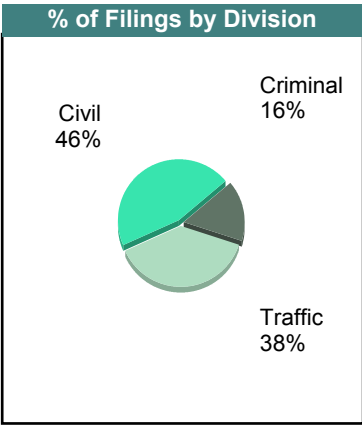
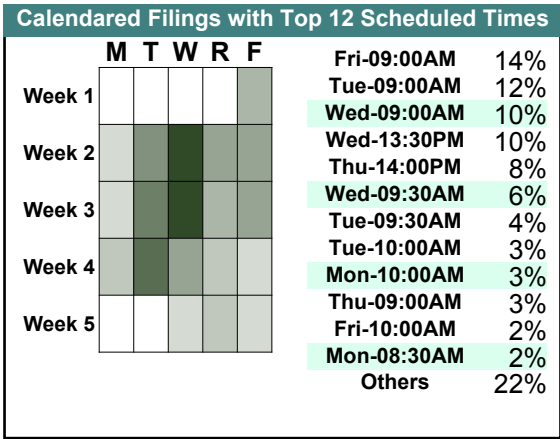
CASELOAD STATISTICS OF THE GENERAL DISTRICT COURTS

December 2017

Roanoke

District: 23

		<u>Filings</u>	<u>Hearings</u>	<u>Transactions</u>	<u>Concluded</u>	<u>Cont</u>
<u>Criminal</u>						
Capias	CA	5	11	11	4	7
Civil Violation	CV	1	3	3	3	-
Felony	F	154	347	389	125	264
Misdemeanor	M	385	736	757	455	301
Other	O	0	3	3	2	1
Show Cause	SC	9	24	24	10	14
Criminal Total		554	1,124	1,187	599	587
<u>Traffic</u>						
Capias	CA	5	11	11	5	6
Civil Violation	CV	2	22	22	9	13
Felony	F	10	18	21	7	14
Infraction	I	916	936	1,247	973	274
Misdemeanor	M	362	793	793	378	413
Other	O	2	2	2	2	-
Restricted O/L	RL	1	1	1	1	-
Show Cause	SC	21	33	33	23	10
Traffic Total		1,319	1,816	2,130	1,398	730
<u>Civil</u>						
Abstract	AJ	1	0	1	1	-
Admin License	AL	21	3	24	21	3
Bond Forfeiture	BF	12	5	12	7	5
Capias	CA	1	0	1	1	-
Counter Claim	CC	1	0	2	2	-
Detinue	DT	40	42	71	52	19
Garnishment	GA	340	53	390	337	53
Impoundment	IM	10	0	10	10	-
Interrogatory	IN	24	33	47	14	33
Overweight	OC	1	0	1	1	-
Other	OT	6	0	7	7	-
Protective Order	PO	16	0	16	16	-
Prelim Prot Order	PP	13	19	41	22	19
Show Cause	SC	24	18	29	11	18
Tenants Assertion	TA	1	1	2	1	1
Unlawful Detainer	UD	313	267	381	301	80
Warrant in Debt	WD	750	730	909	664	245
Civil Total		1,574	1,171	1,944	1,468	476
Roanoke Totals		3,447	4,111	5,261	3,465	1,793



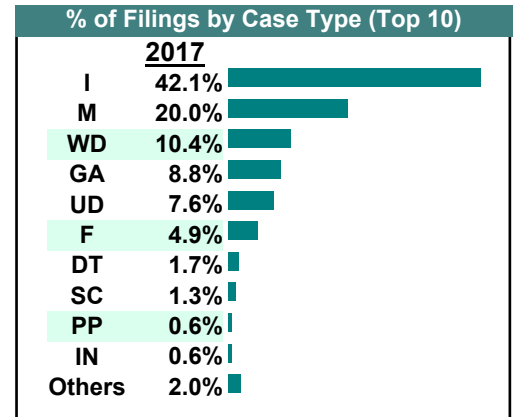
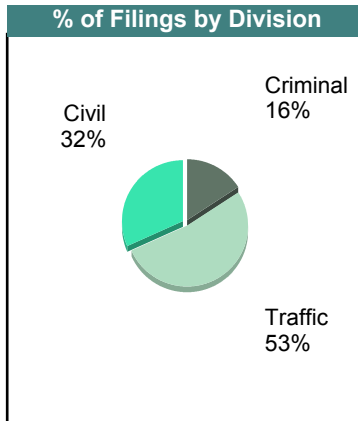
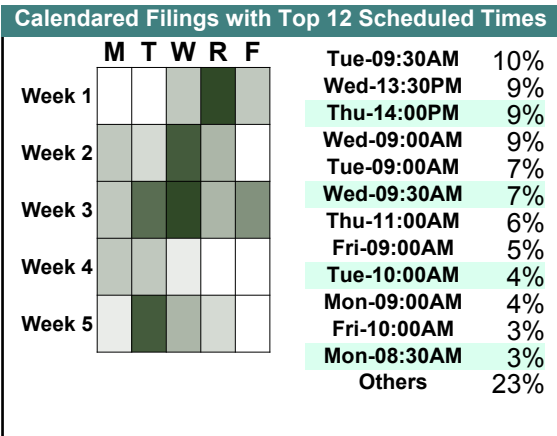
CASELOAD STATISTICS OF THE GENERAL DISTRICT COURTS

November 2017

Roanoke

District: 23

		<u>Filings</u>	<u>Hearings</u>	<u>Transactions</u>	<u>Concluded</u>	<u>Cont</u>
<u>Criminal</u>						
Capias	CA	4	15	15	11	4
Civil Violation	CV	0	1	1	0	1
Felony	F	171	349	403	142	261
Misdemeanor	M	388	755	766	391	375
Other	O	5	5	5	0	5
Show Cause	SC	11	36	36	20	16
Criminal Total		579	1,161	1,226	564	662
<u>Traffic</u>						
Capias	CA	1	2	2	1	1
Civil Violation	CV	5	25	25	4	21
Felony	F	9	20	22	6	16
Infraction	I	1,544	1,289	1,828	1,424	403
Misdemeanor	M	344	744	744	326	418
Restricted O/L	RL	3	3	3	3	-
Show Cause	SC	22	32	32	19	13
Traffic Total		1,928	2,115	2,656	1,783	872
<u>Civil</u>						
Abstract	AJ	6	0	6	6	-
Admin License	AL	15	2	17	15	2
Bond Forfeiture	BF	11	3	14	13	1
Capias	CA	0	0	1	1	-
Counter Claim	CC	1	1	1	0	1
Detinue	DT	63	60	81	59	22
Garnishment	GA	322	56	372	316	56
Impoundment	IM	5	0	5	5	-
Interrogatory	IN	21	10	37	27	10
Other	OT	6	2	7	5	2
Protective Order	PO	11	0	11	11	-
Prelim Prot Order	PP	23	34	51	17	34
Show Cause	SC	16	6	28	24	4
Unlawful Detainer	UD	278	235	353	274	79
Warrant in Debt	WD	381	387	537	400	137
Civil Total		1,159	796	1,521	1,173	348
Roanoke Totals		3,666	4,072	5,403	3,520	1,882



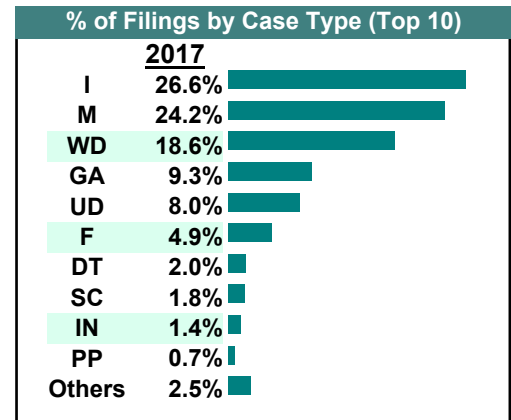
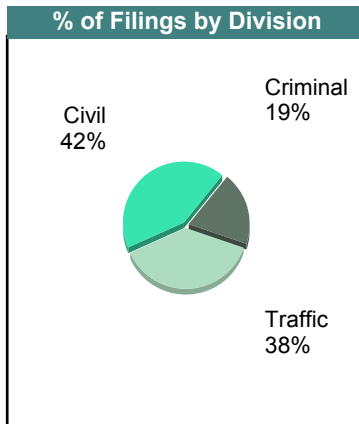
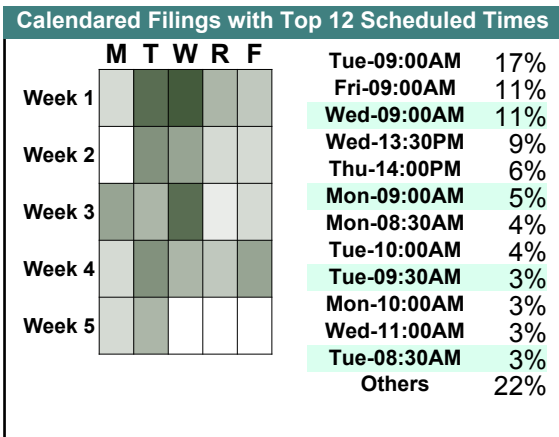
CASELOAD STATISTICS OF THE GENERAL DISTRICT COURTS

October 2017

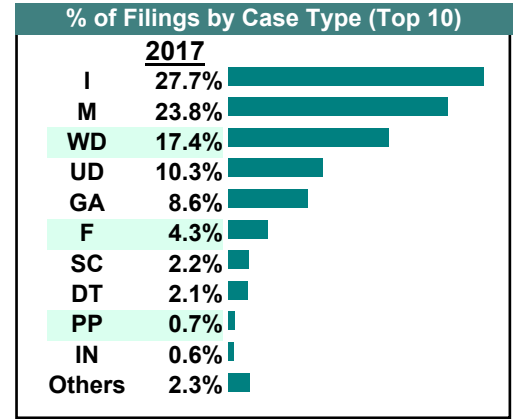
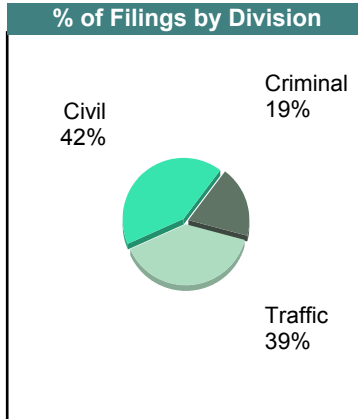
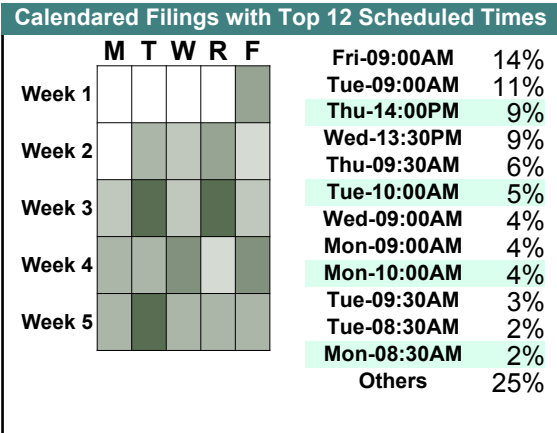
Roanoke

District: 23

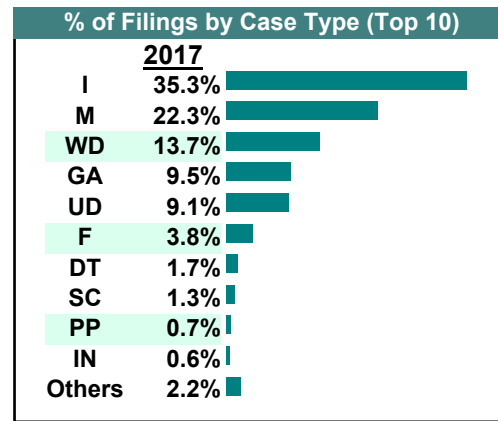
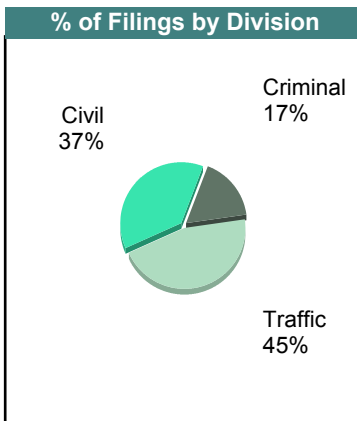
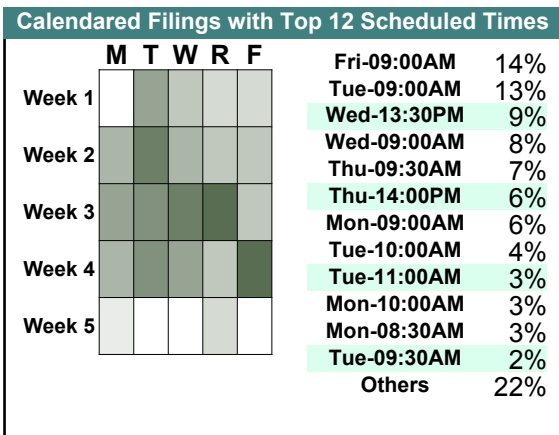
		Filings	Hearings	Transactions	Concluded	Cont
<u>Criminal</u>						
Capias	CA	9	24	24	6	18
Civil Violation	CV	4	7	7	6	1
Felony	F	157	363	406	146	260
Misdemeanor	M	465	851	860	479	381
Show Cause	SC	28	49	49	22	27
Criminal Total		663	1,294	1,346	659	687
<u>Traffic</u>						
Capias	CA	1	8	8	4	4
Civil Violation	CV	9	28	28	9	19
Felony	F	10	22	23	4	19
Infraction	I	907	889	1,169	907	262
Misdemeanor	M	361	715	715	335	380
Restricted O/L	RL	2	2	2	2	-
Show Cause	SC	9	20	20	12	8
Traffic Total		1,299	1,684	1,965	1,273	692
<u>Civil</u>						
Abstract	AJ	4	0	4	4	-
Admin License	AL	19	1	20	19	1
Bond Forfeiture	BF	5	2	9	8	1
Capias	CA	3	1	4	3	1
Counter Claim	CC	3	3	5	2	3
Detinue	DT	67	61	85	62	23
Garnishment	GA	318	60	374	314	60
Impoundment	IM	12	0	12	12	-
Interrogatory	IN	48	39	75	36	39
Overweight	OC	0	0	1	1	-
Other	OT	6	1	7	6	1
Protective Order	PO	7	0	7	7	-
Prelim Prot Order	PP	23	22	46	24	22
Petition-Restore Arms	PR	1	0	1	1	-
Show Cause	SC	25	15	38	24	14
Tenants Assertion	TA	1	1	4	3	1
Third Party Claim	TH	0	1	1	0	1
Unlawful Detainer	UD	274	253	364	275	89
Warrant in Debt	WD	634	635	791	605	186
Civil Total		1,450	1,095	1,848	1,406	442
Roanoke Totals		3,412	4,073	5,159	3,338	1,821



		Filings	Hearings	Transactions	Concluded	Cont
<u>Criminal</u>						
Capias	CA	8	17	17	8	9
Civil Violation	CV	5	6	6	3	3
Felony	F	145	345	391	171	220
Misdemeanor	M	477	891	900	514	386
Show Cause	SC	29	50	50	27	23
Criminal Total		664	1,309	1,364	723	641
<u>Traffic</u>						
Capias	CA	3	10	10	2	8
Civil Violation	CV	5	21	21	4	17
Felony	F	6	19	21	12	9
Infraction	I	975	876	1,210	988	222
Misdemeanor	M	362	707	707	297	410
Restricted O/L	RL	3	3	3	3	-
Show Cause	SC	24	37	37	24	13
Traffic Total		1,378	1,673	2,009	1,330	679
<u>Civil</u>						
Abstract	AJ	1	0	1	1	-
Admin License	AL	8	1	9	8	1
Bond Forfeiture	BF	13	1	16	15	1
Capias	CA	2	1	2	1	1
Counter Claim	CC	2	4	6	3	3
Detinue	DT	74	63	97	75	22
Garnishment	GA	302	57	389	332	57
Impoundment	IM	6	0	6	6	-
Interrogatory	IN	21	24	52	28	24
Overweight	OC	1	1	1	0	1
Other	OT	10	1	11	10	1
Protective Order	PO	11	0	15	15	-
Prelim Prot Order	PP	25	27	56	29	27
Petition-Restore Arms	PR	0	0	2	2	-
Show Cause	SC	26	13	38	26	12
Tenants Assertion	TA	2	3	3	0	3
Unlawful Detainer	UD	361	338	483	387	96
Warrant in Debt	WD	613	573	765	612	153
Civil Total		1,478	1,107	1,952	1,550	402
Roanoke Totals		3,520	4,089	5,325	3,603	1,722



		Filings	Hearings	Transactions	Concluded	Cont
<u>Criminal</u>						
Capias	CA	6	14	14	7	7
Civil Violation	CV	1	3	3	1	2
Felony	F	156	316	357	148	209
Misdemeanor	M	539	952	969	538	431
Show Cause	SC	9	22	22	11	11
Criminal Total		711	1,307	1,365	705	660
<u>Traffic</u>						
Capias	CA	4	7	7	3	4
Civil Violation	CV	6	17	17	3	14
Felony	F	3	30	32	18	14
Infraction	I	1,470	1,336	1,789	1,422	367
Misdemeanor	M	388	815	815	435	380
Restricted O/L	RL	2	2	2	2	-
Show Cause	SC	21	30	30	17	13
Traffic Total		1,894	2,237	2,692	1,900	792
<u>Civil</u>						
Abstract	AJ	6	0	6	6	-
Admin License	AL	9	1	10	9	1
Bond Forfeiture	BF	7	2	11	9	2
Counter Claim	CC	2	5	5	0	5
Detinue	DT	70	63	100	78	22
Garnishment	GA	394	78	456	378	78
Impoundment	IM	15	0	15	15	-
Interrogatory	IN	23	15	44	29	15
Motion for Judgment	MJ	1	0	1	1	-
Other	OT	9	4	14	10	4
Protective Order	PO	19	3	19	16	3
Prelim Prot Order	PP	29	32	77	45	32
Petition-Restore Arms	PR	2	2	3	1	2
Show Cause	SC	23	4	26	23	3
Tenants Assertion	TA	0	1	1	0	1
Third Party Claim	TH	1	1	1	0	1
Unlawful Detainer	UD	381	329	484	371	113
Warrant in Debt	WD	569	554	714	540	174
Civil Total		1,560	1,094	1,987	1,531	456
Roanoke Totals		4,165	4,638	6,044	4,136	1,908



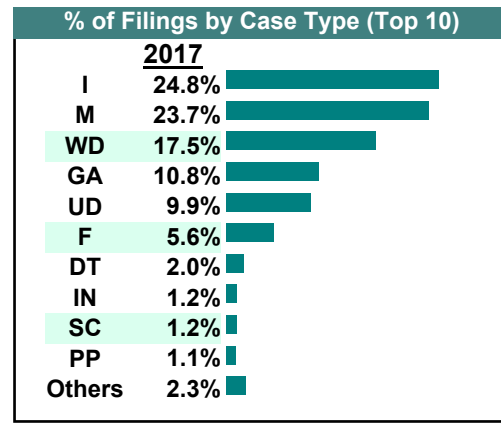
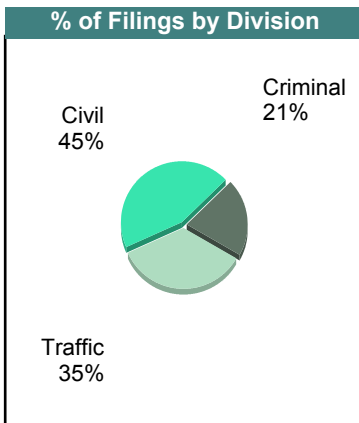
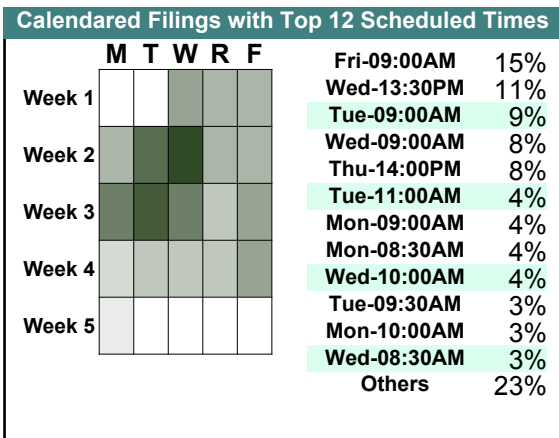
CASELOAD STATISTICS OF THE GENERAL DISTRICT COURTS

July 2017

Roanoke

District: 23

		<u>Filings</u>	<u>Hearings</u>	<u>Transactions</u>	<u>Concluded</u>	<u>Cont</u>
<u>Criminal</u>						
Capias	CA	12	20	20	9	11
Civil Violation	CV	0	1	1	1	-
Felony	F	168	365	399	155	244
Misdemeanor	M	477	823	832	415	417
Show Cause	SC	16	31	31	12	19
Criminal Total		673	1,240	1,283	592	691
<u>Traffic</u>						
Capias	CA	1	4	4	2	2
Civil Violation	CV	6	24	24	3	21
Felony	F	14	35	37	7	30
Infraction	I	811	744	1,037	836	201
Misdemeanor	M	297	629	629	288	341
Restricted O/L	RL	8	8	8	8	-
Show Cause	SC	3	10	10	7	3
Traffic Total		1,140	1,454	1,749	1,151	598
<u>Civil</u>						
Abstract	AJ	3	0	3	3	-
Admin License	AL	11	1	11	10	1
Bond Forfeiture	BF	12	2	14	12	2
Counter Claim	CC	0	1	1	0	1
Detinue	DT	65	57	88	56	32
Garnishment	GA	353	63	407	344	63
Impoundment	IM	8	0	8	8	-
Interrogatory	IN	39	38	62	24	38
Other	OT	4	0	4	4	-
Protective Order	PO	6	0	6	6	-
Prelim Prot Order	PP	37	44	62	18	44
Petition-Restore Arms	PR	1	1	1	0	1
Show Cause	SC	20	13	26	15	11
Tenants Assertion	TA	2	1	2	1	1
Unlawful Detainer	UD	323	317	445	331	114
Warrant in Debt	WD	571	548	716	547	169
Civil Total		1,455	1,086	1,856	1,379	477
Roanoke Totals		3,268	3,780	4,888	3,122	1,766



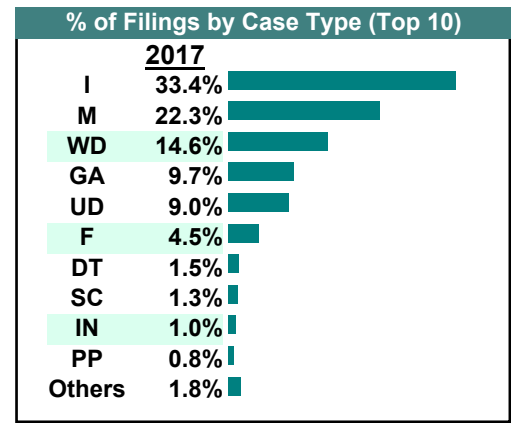
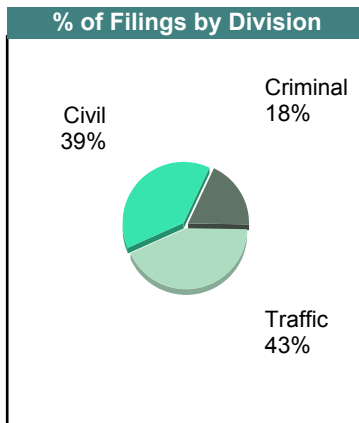
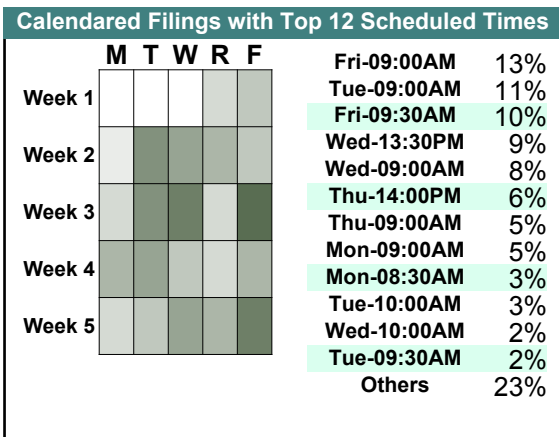
CASELOAD STATISTICS OF THE GENERAL DISTRICT COURTS

June 2017

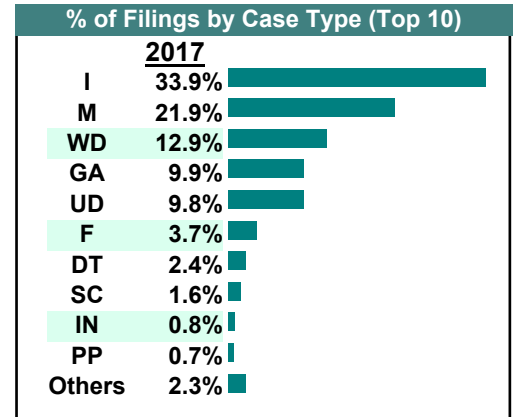
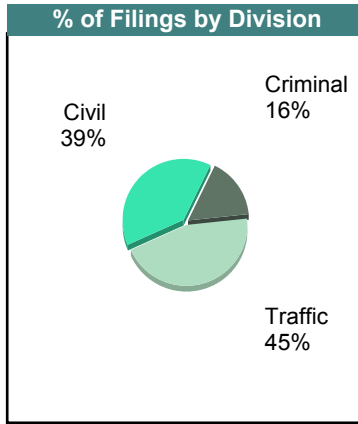
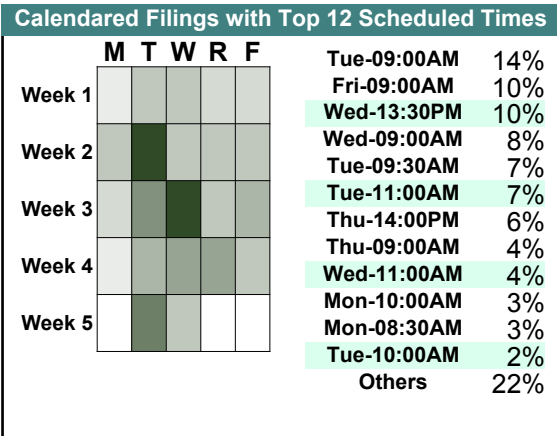
Roanoke

District: 23

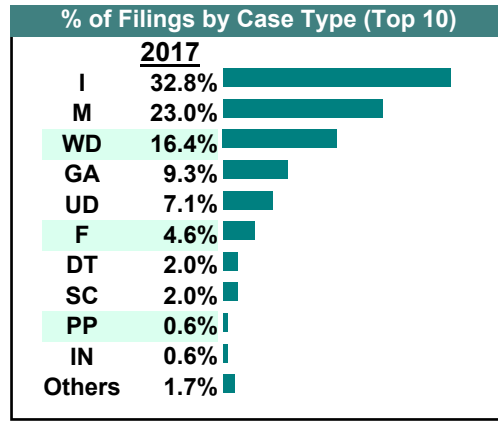
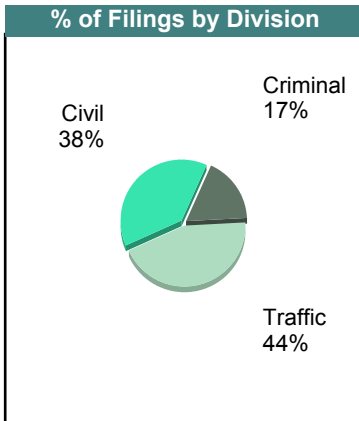
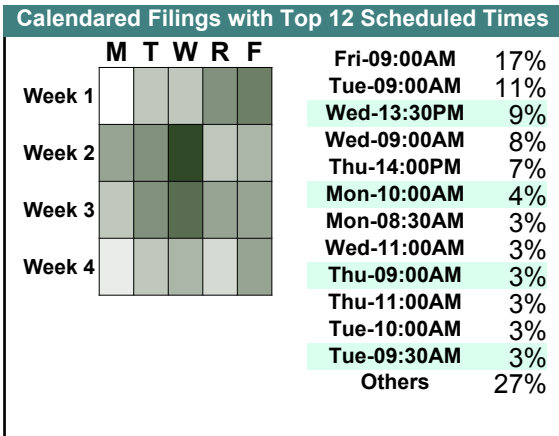
		<u>Filings</u>	<u>Hearings</u>	<u>Transactions</u>	<u>Concluded</u>	<u>Cont</u>
<u>Criminal</u>						
Capias	CA	4	19	19	10	9
Civil Violation	CV	5	6	6	2	4
Felony	F	148	328	361	146	215
Misdemeanor	M	501	836	854	488	366
Show Cause	SC	11	34	34	19	15
Criminal Total		669	1,223	1,274	665	609
<u>Traffic</u>						
Capias	CA	3	5	5	3	2
Civil Violation	CV	4	16	16	2	14
Felony	F	15	28	29	10	19
Infraction	I	1,214	1,097	1,500	1,216	283
Misdemeanor	M	308	665	665	290	375
Other	O	1	1	1	1	-
Restricted O/L	RL	3	3	3	2	-
Show Cause	SC	15	32	32	22	9
Traffic Total		1,563	1,847	2,251	1,546	702
<u>Civil</u>						
Abstract	AJ	6	0	6	6	-
Admin License	AL	8	0	8	8	-
Bond Forfeiture	BF	9	5	11	7	4
Capias	CA	1	0	2	2	-
Counter Claim	CC	1	1	1	0	1
Detinue	DT	55	47	78	56	22
Garnishment	GA	351	52	400	348	52
Impoundment	IM	4	0	4	4	-
Interrogatory	IN	38	35	64	29	35
Other	OT	5	2	5	3	2
Protective Order	PO	9	0	9	9	-
Prelim Prot Order	PP	30	38	65	27	38
Petition-Restore Arms	PR	2	0	3	3	-
Show Cause	SC	23	10	30	23	7
Tenants Assertion	TA	0	0	1	1	-
Unlawful Detainer	UD	326	329	436	322	114
Warrant in Debt	WD	531	567	736	580	156
Civil Total		1,399	1,086	1,859	1,428	431
Roanoke Totals		3,631	4,156	5,384	3,639	1,742



		Filings	Hearings	Transactions	Concluded	Cont
<u>Criminal</u>						
Capias	CA	13	22	22	8	14
Civil Violation	CV	0	1	1	0	1
Felony	F	117	310	347	138	209
Misdemeanor	M	419	740	755	427	328
Show Cause	SC	16	44	44	19	25
Criminal Total		565	1,117	1,169	592	577
<u>Traffic</u>						
Capias	CA	0	2	2	0	2
Civil Violation	CV	4	15	15	5	10
Felony	F	11	25	28	8	20
Infraction	I	1,181	1,038	1,453	1,143	310
Misdemeanor	M	344	708	709	324	385
Restricted O/L	RL	6	6	6	6	-
Show Cause	SC	22	45	45	31	14
Traffic Total		1,568	1,839	2,258	1,517	741
<u>Civil</u>						
Abstract	AJ	4	0	4	4	-
Admin License	AL	9	2	12	10	2
Bond Forfeiture	BF	11	6	15	10	5
Capias	CA	2	1	2	1	1
Detinue	DT	82	64	105	76	29
Garnishment	GA	345	53	393	340	53
Impoundment	IM	9	0	9	9	-
Interrogatory	IN	29	25	56	31	25
Other	OT	11	1	12	11	1
Protective Order	PO	12	0	15	15	-
Prelim Prot Order	PP	26	30	56	26	30
Show Cause	SC	18	7	36	29	7
Tenants Assertion	TA	0	0	1	1	-
Unlawful Detainer	UD	343	293	429	325	104
Warrant in Debt	WD	451	464	602	404	198
Civil Total		1,352	946	1,747	1,292	455
Roanoke Totals		3,485	3,902	5,174	3,401	1,773



		<u>Filings</u>	<u>Hearings</u>	<u>Transactions</u>	<u>Concluded</u>	<u>Cont</u>
<u>Criminal</u>						
Capias	CA	6	17	17	11	6
Civil Violation	CV	1	1	1	0	1
Felony	F	139	300	340	137	203
Misdemeanor	M	392	640	665	368	297
Show Cause	SC	13	27	27	8	19
Criminal Total		551	985	1,050	524	526
<u>Traffic</u>						
Capias	CA	1	1	1	0	1
Civil Violation	CV	2	8	8	2	6
Felony	F	7	23	26	13	13
Infraction	I	1,042	932	1,309	1,077	232
Misdemeanor	M	338	634	634	320	314
Restricted O/L	RL	5	5	5	5	-
Show Cause	SC	13	26	26	15	11
Traffic Total		1,408	1,629	2,009	1,432	577
<u>Civil</u>						
Abstract	AJ	5	0	5	5	-
Admin License	AL	5	0	5	5	-
Bond Forfeiture	BF	7	3	7	4	3
Capias	CA	1	0	1	1	-
Detinue	DT	64	41	83	68	15
Garnishment	GA	296	57	378	321	57
Impoundment	IM	5	0	5	5	-
Interrogatory	IN	18	21	53	32	21
Other	OT	3	0	3	3	-
Protective Order	PO	10	0	11	11	-
Prelim Prot Order	PP	19	18	40	22	18
Petition-Restore Arms	PR	0	1	1	0	1
Show Cause	SC	38	18	46	30	16
Tenants Assertion	TA	2	2	3	1	2
Unlawful Detainer	UD	226	214	301	214	87
Warrant in Debt	WD	522	521	659	516	143
Civil Total		1,221	896	1,601	1,238	363
Roanoke Totals		3,180	3,510	4,660	3,194	1,466



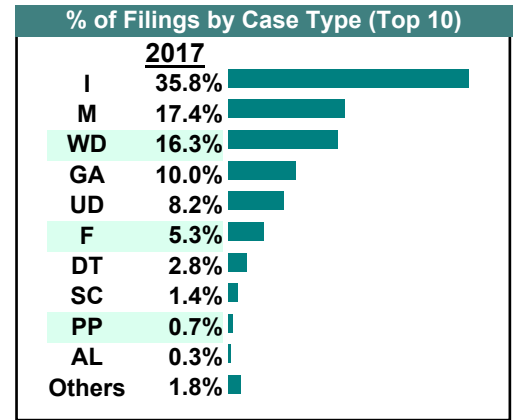
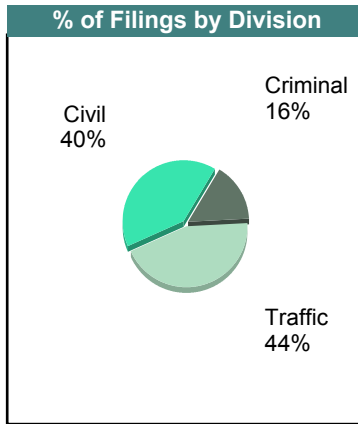
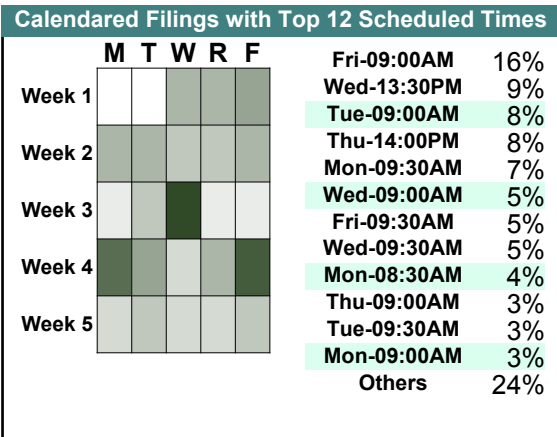
CASELOAD STATISTICS OF THE GENERAL DISTRICT COURTS

March 2017

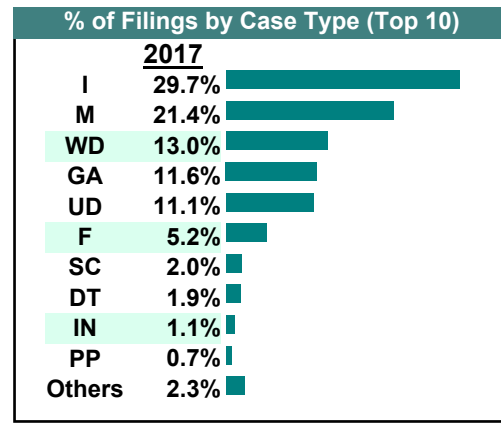
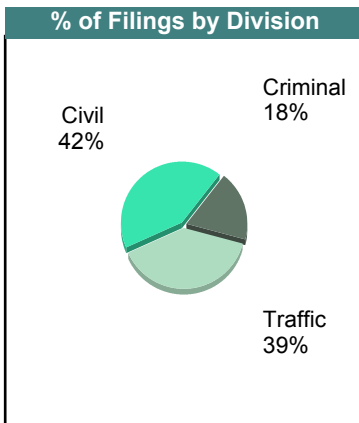
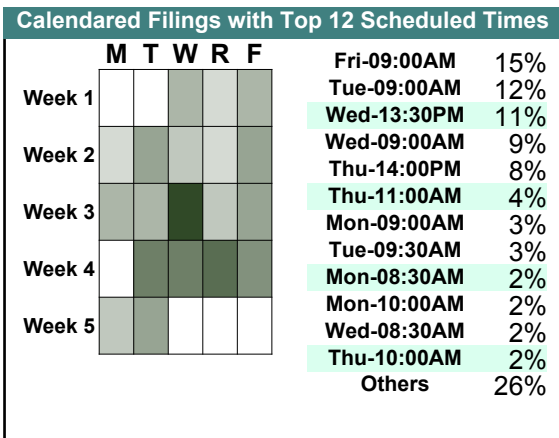
Roanoke

District: 23

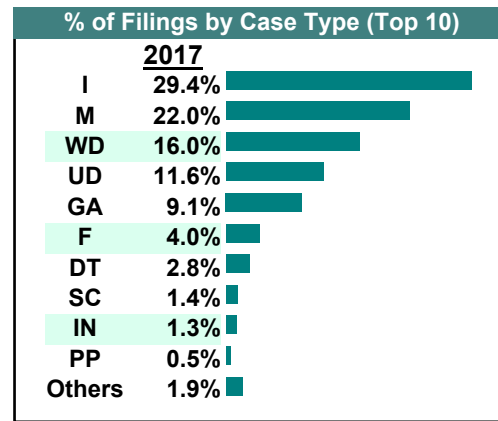
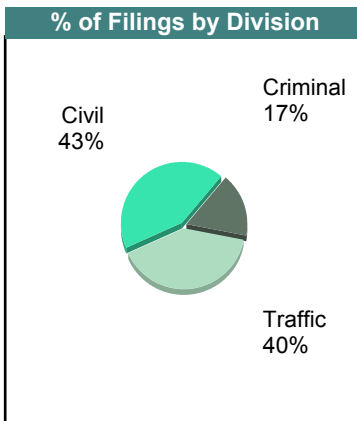
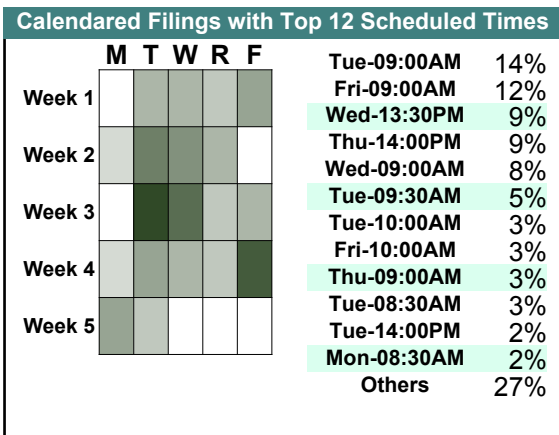
		<u>Filings</u>	<u>Hearings</u>	<u>Transactions</u>	<u>Concluded</u>	<u>Cont</u>
<u>Criminal</u>						
Capias	CA	4	24	24	9	15
Civil Violation	CV	3	6	6	5	1
Felony	F	179	391	438	191	247
Misdemeanor	M	353	662	677	377	300
Show Cause	SC	19	45	45	21	24
Criminal Total		558	1,128	1,190	603	587
<u>Traffic</u>						
Civil Violation	CV	4	14	14	6	8
Felony	F	10	21	23	6	17
Infraction	I	1,285	1,066	1,524	1,246	278
Misdemeanor	M	271	607	607	262	345
Restricted O/L	RL	5	7	7	5	2
Show Cause	SC	15	32	32	21	11
Traffic Total		1,590	1,747	2,207	1,546	661
<u>Civil</u>						
Abstract	AJ	10	0	10	10	-
Admin License	AL	12	0	14	14	-
Bond Forfeiture	BF	8	3	12	10	2
Detinue	DT	101	72	121	102	19
Garnishment	GA	358	75	424	349	75
Impoundment	IM	5	0	5	5	-
Interrogatory	IN	9	14	26	12	14
Other	OT	3	0	5	5	-
Protective Order	PO	12	0	12	12	-
Prelim Prot Order	PP	26	32	67	35	32
Petition-Restore Arms	PR	0	0	1	1	-
Show Cause	SC	16	12	27	18	9
Tenants Assertion	TA	1	0	2	2	-
Unlawful Detainer	UD	296	222	376	307	69
Warrant in Debt	WD	585	548	742	598	144
Civil Total		1,442	978	1,844	1,480	364
Roanoke Totals		3,590	3,853	5,241	3,629	1,612



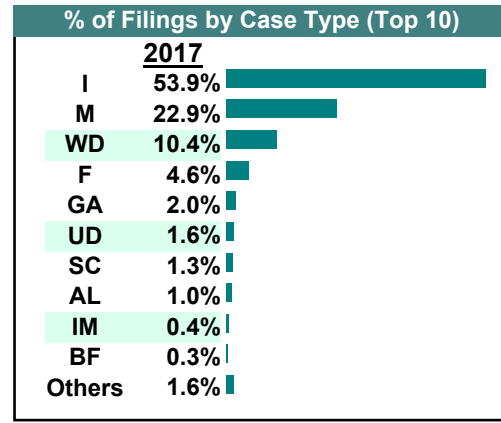
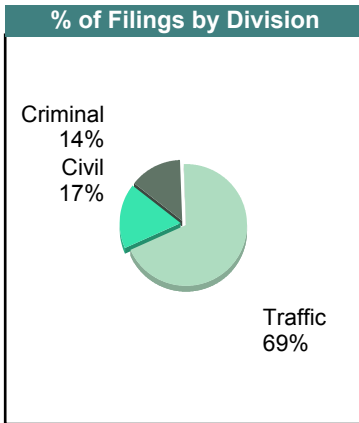
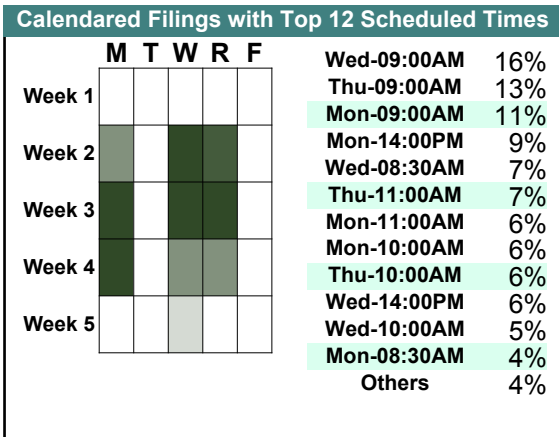
		<u>Filings</u>	<u>Hearings</u>	<u>Transactions</u>	<u>Concluded</u>	<u>Cont</u>
<u>Criminal</u>						
Capias	CA	13	21	21	8	13
Civil Violation	CV	2	4	4	4	-
Felony	F	146	350	380	150	230
Misdemeanor	M	385	735	744	421	323
Show Cause	SC	8	36	36	19	17
Criminal Total		554	1,146	1,185	602	583
<u>Traffic</u>						
Capias	CA	3	4	4	2	2
Civil Violation	CV	0	22	22	9	13
Felony	F	9	19	21	4	17
Infraction	I	893	850	1,116	868	248
Misdemeanor	M	257	541	541	222	319
Restricted O/L	RL	6	6	6	6	-
Show Cause	SC	9	28	28	13	15
Traffic Total		1,177	1,470	1,738	1,124	614
<u>Civil</u>						
Abstract	AJ	1	0	1	1	-
Admin License	AL	18	3	19	16	3
Bond Forfeiture	BF	4	3	7	4	3
Detinue	DT	56	61	97	73	24
Garnishment	GA	347	63	426	363	63
Impoundment	IM	8	0	8	8	-
Interrogatory	IN	34	35	78	43	35
Overweight	OC	1	0	1	1	-
Other	OT	7	2	7	5	2
Protective Order	PO	5	0	5	5	-
Prelim Prot Order	PP	21	32	47	15	32
Petition-Restore Arms	PR	1	2	2	0	2
Show Cause	SC	44	12	57	46	11
Tenants Assertion	TA	1	1	2	1	1
Unlawful Detainer	UD	334	304	471	363	108
Warrant in Debt	WD	389	406	550	425	125
Civil Total		1,271	924	1,778	1,369	409
Roanoke Totals		3,002	3,540	4,701	3,095	1,606



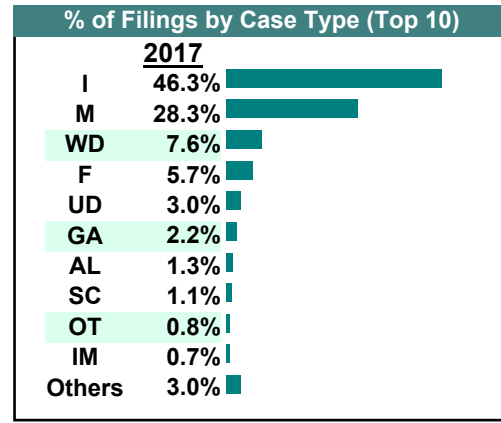
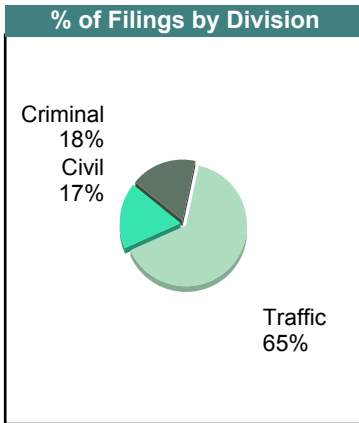
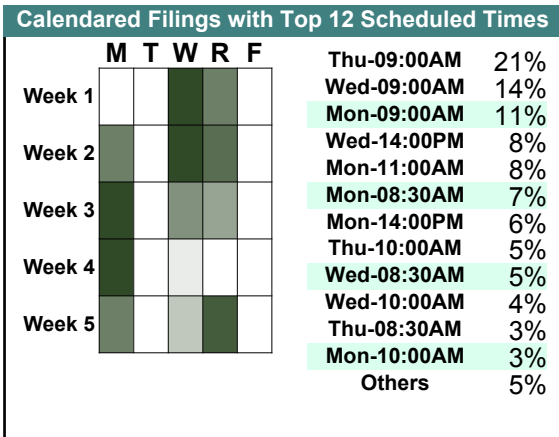
		Filings	Hearings	Transactions	Concluded	Cont
<u>Criminal</u>						
Capias	CA	6	8	8	4	4
Civil Violation	CV	5	11	11	4	7
Felony	F	144	368	393	148	245
Misdemeanor	M	469	827	846	432	414
Show Cause	SC	26	46	46	17	29
Criminal Total		650	1,260	1,304	605	699
<u>Traffic</u>						
Capias	CA	0	4	4	1	3
Civil Violation	CV	7	23	23	6	17
Felony	F	10	27	30	13	17
Infraction	I	1,125	1,004	1,383	1,106	277
Misdemeanor	M	374	719	719	382	337
Restricted O/L	RL	4	4	4	4	-
Show Cause	SC	20	42	42	7	35
Traffic Total		1,540	1,823	2,205	1,519	686
<u>Civil</u>						
Abstract	AJ	1	0	1	1	-
Admin License	AL	16	1	16	15	1
Bond Forfeiture	BF	6	4	11	7	4
Capias	CA	2	0	3	3	-
Counter Claim	CC	1	0	1	1	-
Detinue	DT	109	121	161	111	50
Garnishment	GA	348	80	418	338	80
Impoundment	IM	10	0	10	10	-
Interrogatory	IN	50	42	73	31	42
Other	OT	5	1	6	5	1
Protective Order	PO	5	0	5	5	-
Prelim Prot Order	PP	18	21	34	13	21
Petition-Restore Arms	PR	1	1	2	1	1
Show Cause	SC	8	3	21	18	3
Tenants Assertion	TA	4	4	7	4	3
Third Party Claim	TH	1	0	1	1	-
Unlawful Detainer	UD	444	384	549	434	115
Warrant in Debt	WD	611	602	757	579	178
Civil Total		1,640	1,264	2,076	1,577	499
Roanoke Totals		3,830	4,347	5,585	3,701	1,884



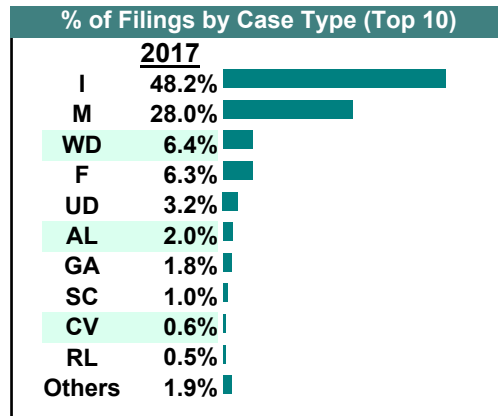
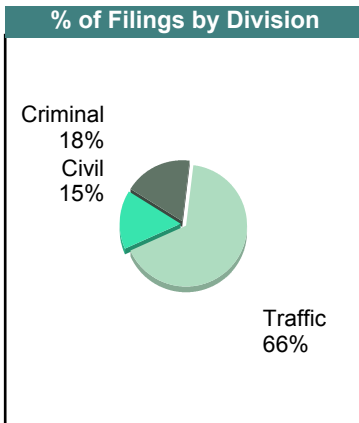
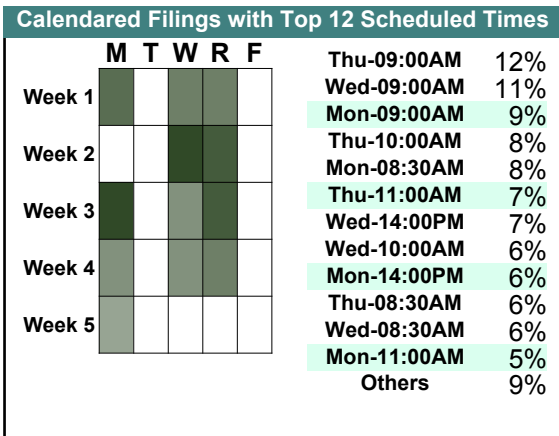
		<u>Filings</u>	<u>Hearings</u>	<u>Transactions</u>	<u>Concluded</u>	<u>Cont</u>
<u>Criminal</u>						
Capias	CA	4	12	12	3	9
Civil Violation	CV	1	2	2	1	1
Felony	F	76	240	241	72	169
Misdemeanor	M	167	543	544	192	352
Show Cause	SC	7	12	12	6	6
Criminal Total		255	809	811	274	537
<u>Traffic</u>						
Capias	CA	1	5	5	0	5
Civil Violation	CV	3	23	23	7	16
Felony	F	8	27	28	7	21
Infraction	I	992	881	1,259	935	324
Misdemeanor	M	254	645	645	262	383
Show Cause	SC	12	16	16	3	12
Traffic Total		1,270	1,597	1,976	1,214	761
<u>Civil</u>						
Admin License	AL	19	0	21	21	-
Bond Forfeiture	BF	6	5	9	5	4
Detinue	DT	1	1	2	1	1
Garnishment	GA	36	3	38	35	3
Impoundment	IM	8	0	8	8	-
Interrogatory	IN	5	4	10	6	4
Other	OT	5	2	7	5	2
Protective Order	PO	6	0	6	6	-
Prelim Prot Order	PP	4	0	4	4	-
Show Cause	SC	5	2	5	3	2
Unlawful Detainer	UD	29	22	36	28	8
Warrant in Debt	WD	191	193	227	172	55
Civil Total		315	232	373	294	79
Roanoke County Totals		1,840	2,638	3,160	1,782	1,377



		<u>Filings</u>	<u>Hearings</u>	<u>Transactions</u>	<u>Concluded</u>	<u>Cont</u>
<u>Criminal</u>						
Capias	CA	4	12	12	6	6
Felony	F	93	272	296	110	186
Misdemeanor	M	210	605	608	202	406
Show Cause	SC	5	12	12	5	7
Criminal Total		312	901	928	323	605
<u>Traffic</u>						
Capias	CA	4	5	5	2	3
Civil Violation	CV	12	29	29	5	24
Felony	F	8	27	28	4	24
Infraction	I	825	765	1,083	791	292
Misdemeanor	M	293	726	726	235	491
Restricted O/L	RL	4	4	4	4	-
Show Cause	SC	12	21	21	18	3
Traffic Total		1,158	1,577	1,896	1,059	837
<u>Civil</u>						
Admin License	AL	24	0	24	24	-
Bond Forfeiture	BF	6	4	10	6	4
Detinue	DT	2	3	5	2	3
Garnishment	GA	39	3	44	41	3
Impoundment	IM	13	0	13	13	-
Interrogatory	IN	13	10	23	13	10
Other	OT	14	1	15	14	1
Protective Order	PO	2	0	2	2	-
Prelim Prot Order	PP	6	0	6	6	-
Show Cause	SC	3	1	6	5	1
Unlawful Detainer	UD	53	49	73	63	10
Warrant in Debt	WD	135	143	193	136	57
Civil Total		310	214	414	325	89
Roanoke County Totals		1,780	2,692	3,238	1,707	1,531

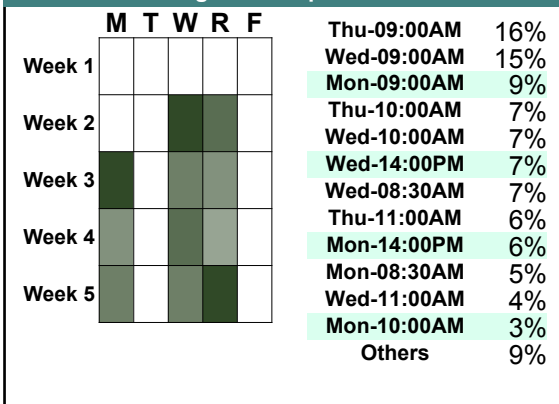


		Filings	Hearings	Transactions	Concluded	Cont
<u>Criminal</u>						
Capias	CA	1	11	11	2	9
Civil Violation	CV	0	1	1	1	-
Felony	F	104	288	306	84	222
Misdemeanor	M	213	629	633	187	446
Show Cause	SC	2	10	10	5	5
Criminal Total		320	939	961	279	682
<u>Traffic</u>						
Capias	CA	2	2	2	1	1
Civil Violation	CV	11	22	22	1	21
Felony	F	7	15	17	2	15
Infraction	I	851	806	1,133	855	278
Misdemeanor	M	281	639	639	249	390
Restricted O/L	RL	8	8	8	8	-
Show Cause	SC	11	13	13	7	6
Traffic Total		1,171	1,505	1,834	1,123	711
<u>Civil</u>						
Abstract	AJ	2	0	2	2	-
Admin License	AL	36	0	36	36	-
Bond Forfeiture	BF	4	2	6	4	2
Detinue	DT	1	1	1	0	1
Garnishment	GA	32	5	38	33	5
Impoundment	IM	6	0	6	6	-
Interrogatory	IN	4	6	13	7	6
Other	OT	6	1	6	5	1
Protective Order	PO	2	0	2	2	-
Prelim Prot Order	PP	5	0	5	5	-
Show Cause	SC	5	3	8	5	3
Unlawful Detainer	UD	57	42	72	59	13
Warrant in Debt	WD	113	124	165	118	47
Civil Total		273	184	360	282	78
Roanoke County Totals		1,764	2,628	3,155	1,684	1,471

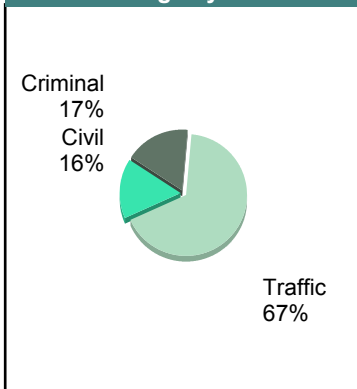


		<u>Filings</u>	<u>Hearings</u>	<u>Transactions</u>	<u>Concluded</u>	<u>Cont</u>
<u>Criminal</u>						
Capias	CA	5	16	16	6	10
Civil Violation	CV	0	4	4	3	1
Felony	F	92	249	276	82	194
Misdemeanor	M	233	599	604	198	406
Show Cause	SC	7	15	15	6	9
Criminal Total		337	883	915	295	620
<u>Traffic</u>						
Capias	CA	0	6	6	6	-
Civil Violation	CV	6	15	15	7	8
Felony	F	9	24	27	8	19
Infraction	I	959	823	1,255	964	291
Misdemeanor	M	321	692	692	293	399
Restricted O/L	RL	1	1	1	1	-
Show Cause	SC	18	28	28	19	9
Traffic Total		1,314	1,589	2,024	1,298	726
<u>Civil</u>						
Admin License	AL	25	1	26	25	1
Bond Forfeiture	BF	5	3	7	4	3
Detinue	DT	1	1	1	1	-
Garnishment	GA	40	4	46	42	4
Impoundment	IM	10	0	10	10	-
Interrogatory	IN	10	8	32	24	8
Other	OT	5	0	5	5	-
Protective Order	PO	2	0	2	2	-
Prelim Prot Order	PP	8	0	8	8	-
Show Cause	SC	20	3	20	17	3
Unlawful Detainer	UD	48	38	61	44	17
Warrant in Debt	WD	135	169	221	164	57
Civil Total		309	227	439	346	93
Roanoke County Totals		1,960	2,699	3,378	1,939	1,439

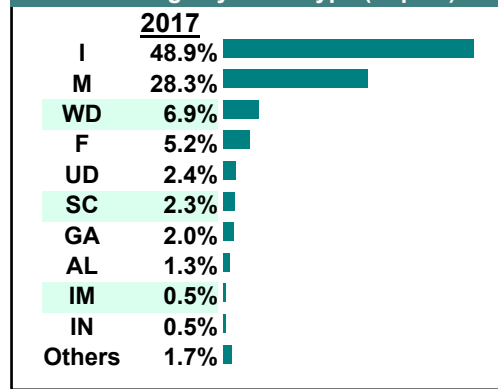
Calendared Filings with Top 12 Scheduled Times



% of Filings by Division



% of Filings by Case Type (Top 10)



August 2017

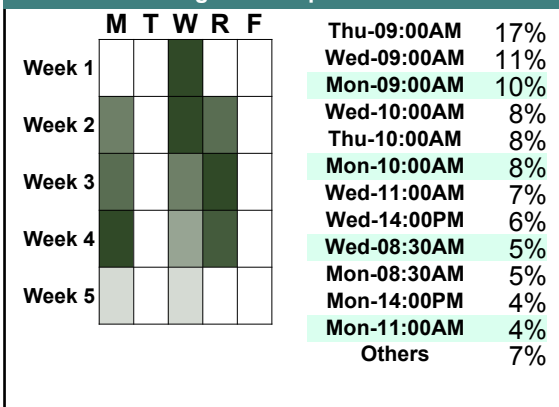
		Filings	Hearings	Transactions	Concluded	Cont
<u>Criminal</u>						
Capias	CA	1	15	15	7	8
Civil Violation	CV	1	2	2	2	-
Felony	F	107	247	253	62	191
Misdemeanor	M	195	544	544	168	376
Show Cause	SC	4	14	14	8	6
Criminal Total		308	822	828	247	581

		Filings	Hearings	Transactions	Concluded	Cont
<u>Traffic</u>						
Capias	CA	2	9	9	3	6
Civil Violation	CV	3	16	16	4	12
Felony	F	6	11	12	3	9
Infraction	I	1,040	865	1,263	970	292
Misdemeanor	M	353	640	640	265	375
Restricted O/L	RL	6	6	6	6	-
Show Cause	SC	9	21	21	18	3
Traffic Total		1,419	1,568	1,967	1,269	697

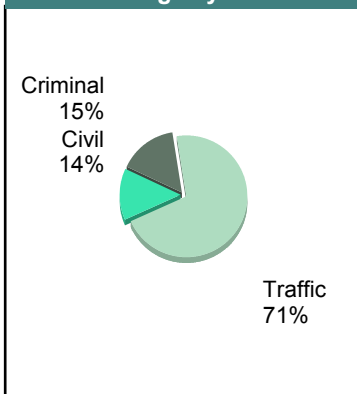
		Filings	Hearings	Transactions	Concluded	Cont
<u>Civil</u>						
Admin License	AL	26	1	27	26	1
Bond Forfeiture	BF	0	3	4	1	3
Detinue	DT	0	1	1	0	1
Garnishment	GA	31	9	38	29	9
Impoundment	IM	8	0	8	8	-
Interrogatory	IN	19	14	27	13	14
Overweight	OC	1	0	1	1	-
Other	OT	5	0	6	6	-
Protective Order	PO	1	0	1	1	-
Prelim Prot Order	PP	6	0	6	6	-
Petition-Restore Arms	PR	1	0	1	1	-
Unlawful Detainer	UD	23	26	42	34	8
Warrant in Debt	WD	152	147	189	130	59
Civil Total		273	201	351	256	95

Roanoke County Totals		2,000	2,591	3,146	1,772	1,373
------------------------------	--	--------------	--------------	--------------	--------------	--------------

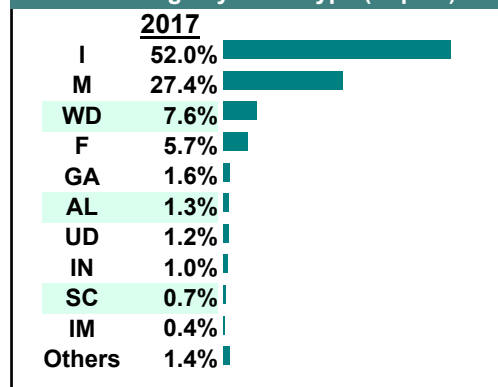
Calendared Filings with Top 12 Scheduled Times



% of Filings by Division

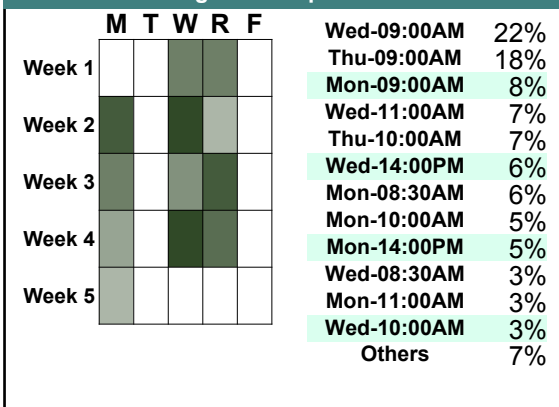


% of Filings by Case Type (Top 10)

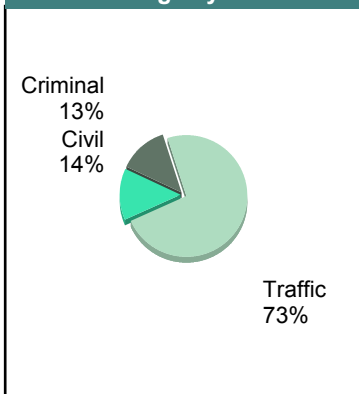


		Filings	Hearings	Transactions	Concluded	Cont
<u>Criminal</u>						
Capias	CA	5	31	31	11	20
Civil Violation	CV	2	4	4	2	2
Felony	F	66	199	210	68	142
Misdemeanor	M	167	502	506	195	311
Show Cause	SC	3	13	13	9	4
Criminal Total		243	749	764	285	479
<u>Traffic</u>						
Capias	CA	4	7	7	2	5
Civil Violation	CV	2	9	9	2	7
Felony	F	4	16	17	3	14
Infraction	I	1,093	873	1,330	1,049	281
Misdemeanor	M	250	541	541	231	310
Restricted O/L	RL	5	5	5	5	-
Show Cause	SC	12	18	18	10	8
Traffic Total		1,370	1,469	1,927	1,302	625
<u>Civil</u>						
Abstract	AJ	2	0	2	2	-
Admin License	AL	14	0	14	14	-
Bond Forfeiture	BF	3	6	9	3	6
Detinue	DT	2	1	4	3	1
Garnishment	GA	33	5	36	31	5
Impoundment	IM	3	0	3	3	-
Interrogatory	IN	23	14	28	14	14
Other	OT	5	1	5	4	1
Protective Order	PO	2	0	2	2	-
Prelim Prot Order	PP	9	0	9	9	-
Show Cause	SC	1	0	1	1	-
Unlawful Detainer	UD	54	52	68	46	22
Warrant in Debt	WD	102	98	137	95	42
Civil Total		253	177	318	227	91
Roanoke County Totals		1,866	2,395	3,009	1,814	1,195

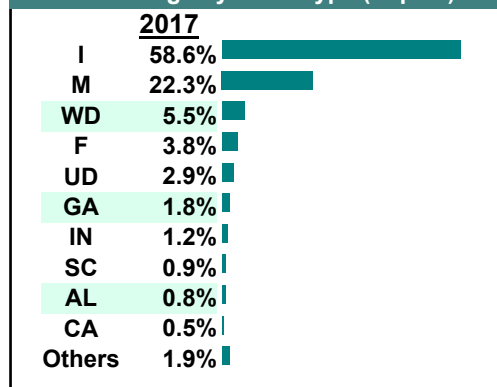
Calendared Filings with Top 12 Scheduled Times



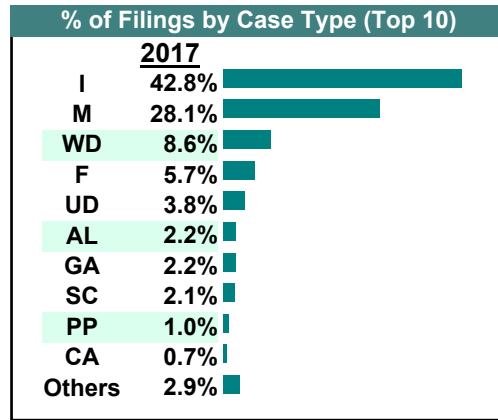
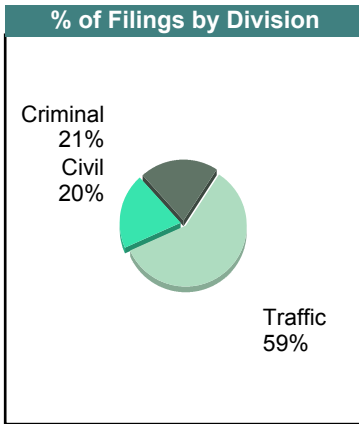
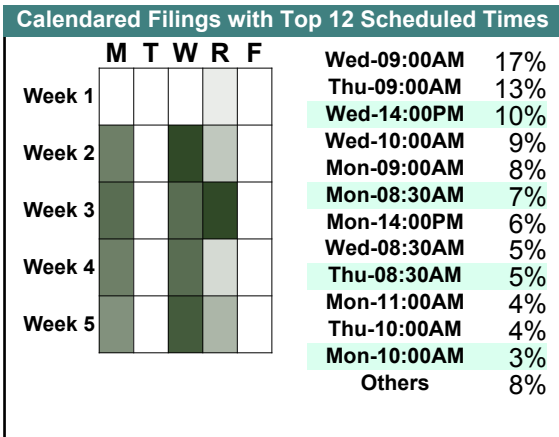
% of Filings by Division



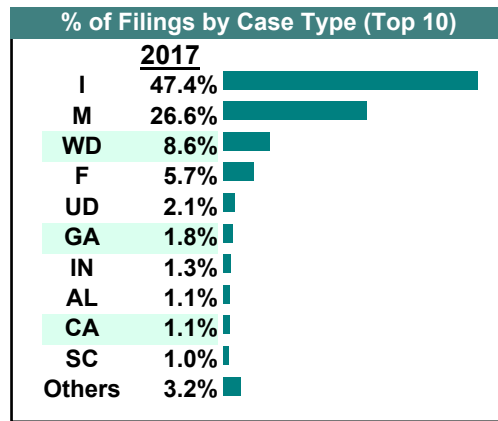
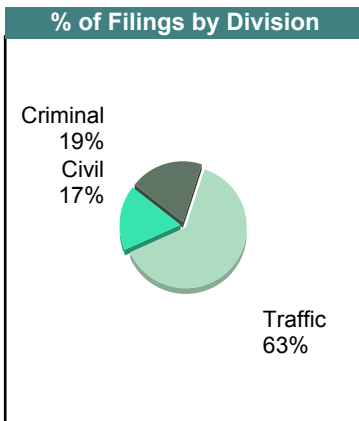
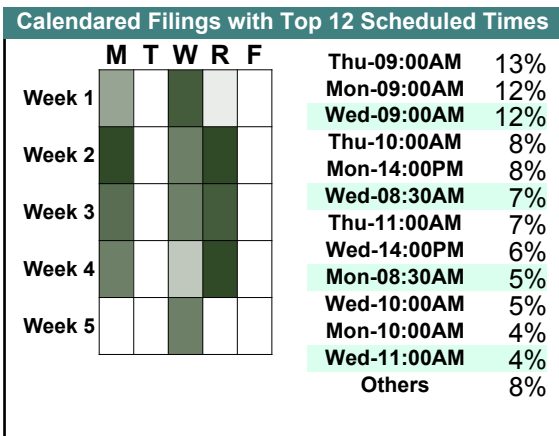
% of Filings by Case Type (Top 10)



		<u>Filings</u>	<u>Hearings</u>	<u>Transactions</u>	<u>Concluded</u>	<u>Cont</u>
<u>Criminal</u>						
Capias	CA	10	37	37	13	24
Civil Violation	CV	2	4	4	2	2
Felony	F	83	248	259	81	178
Misdemeanor	M	194	570	575	176	399
Show Cause	SC	21	35	35	18	17
Criminal Total		310	894	910	290	620
<u>Traffic</u>						
Capias	CA	0	4	4	3	1
Civil Violation	CV	8	16	16	3	13
Felony	F	2	9	11	4	7
Infraction	I	637	647	896	699	197
Misdemeanor	M	224	552	552	227	325
Restricted O/L	RL	1	1	1	1	-
Show Cause	SC	9	16	16	12	4
Traffic Total		881	1,245	1,496	949	547
<u>Civil</u>						
Abstract	AJ	1	0	1	1	-
Admin License	AL	33	0	33	33	-
Bond Forfeiture	BF	5	6	8	2	6
Detinue	DT	0	1	4	3	1
Garnishment	GA	32	4	37	33	4
Impoundment	IM	5	0	5	5	-
Interrogatory	IN	4	6	14	8	6
Other	OT	10	1	11	10	1
Protective Order	PO	6	0	6	6	-
Prelim Prot Order	PP	15	0	15	15	-
Petition-Restore Arms	PR	1	0	1	1	-
Show Cause	SC	1	0	1	1	-
Unlawful Detainer	UD	56	40	66	53	13
Warrant in Debt	WD	128	133	172	126	46
Civil Total		297	191	374	297	77
Roanoke County Totals		1,488	2,330	2,780	1,536	1,244




		<u>Filings</u>	<u>Hearings</u>	<u>Transactions</u>	<u>Concluded</u>	<u>Cont</u>
<u>Criminal</u>						
Capias	CA	17	36	36	10	26
Civil Violation	CV	1	2	2	1	1
Felony	F	88	279	302	141	161
Misdemeanor	M	198	582	589	221	368
Show Cause	SC	12	24	24	11	13
Criminal Total		316	923	953	384	569
<u>Traffic</u>						
Capias	CA	1	7	7	0	7
Civil Violation	CV	6	19	19	5	14
Felony	F	6	15	18	7	11
Infraction	I	778	674	1,014	805	209
Misdemeanor	M	239	562	562	247	315
Restricted O/L	RL	7	7	7	7	-
Show Cause	SC	5	24	24	13	11
Traffic Total		1,042	1,308	1,651	1,084	567
<u>Civil</u>						
Admin License	AL	18	1	18	17	1
Bond Forfeiture	BF	4	2	9	7	2
Detinue	DT	3	2	3	2	1
Garnishment	GA	30	2	39	37	2
Impoundment	IM	5	0	5	5	-
Interrogatory	IN	22	14	31	17	14
Other	OT	11	0	16	16	-
Protective Order	PO	5	0	5	5	-
Prelim Prot Order	PP	9	1	10	9	1
Petition-Restore Arms	PR	1	0	2	2	-
Unlawful Detainer	UD	35	34	47	36	11
Warrant in Debt	WD	142	132	185	139	46
Civil Total		285	188	370	292	78
Roanoke County Totals		1,643	2,419	2,974	1,760	1,214



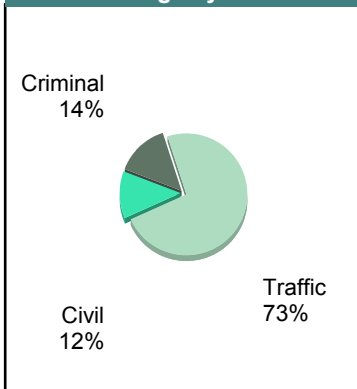
April 2017

		<u>Filings</u>	<u>Hearings</u>	<u>Transactions</u>	<u>Concluded</u>	<u>Cont</u>
<u>Criminal</u>						
Capias	CA	4	19	19	8	11
Civil Violation	CV	0	4	4	4	-
Felony	F	73	207	214	66	148
Misdemeanor	M	181	556	562	169	393
Show Cause	SC	7	15	15	9	6
Criminal Total		265	801	814	256	558
<u>Traffic</u>						
Capias	CA	0	11	11	4	7
Civil Violation	CV	3	10	10	4	6
Felony	F	4	19	20	9	11
Infraction	I	1,106	905	1,366	1,064	302
Misdemeanor	M	242	583	583	265	318
Motion	MO	1	1	1	1	-
Restricted O/L	RL	1	1	1	1	-
Show Cause	SC	11	27	27	16	11
Traffic Total		1,368	1,557	2,019	1,364	655
<u>Civil</u>						
Admin License	AL	19	0	19	19	-
Bond Forfeiture	BF	6	4	7	3	4
Detinue	DT	2	0	2	2	-
Garnishment	GA	33	9	42	33	9
Impoundment	IM	3	0	3	3	-
Interrogatory	IN	14	9	27	18	9
Other	OT	17	4	19	15	4
Protective Order	PO	2	0	2	2	-
Prelim Prot Order	PP	7	0	7	7	-
Unlawful Detainer	UD	31	28	42	33	9
Warrant in Debt	WD	98	107	151	108	43
Civil Total		232	161	321	243	78
Roanoke County Totals		1,865	2,519	3,154	1,863	1,291

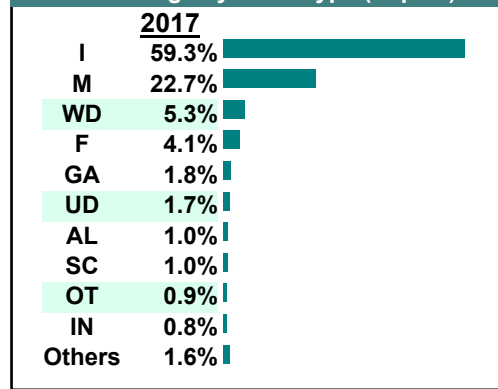
Calendared Filings with Top 12 Scheduled Times



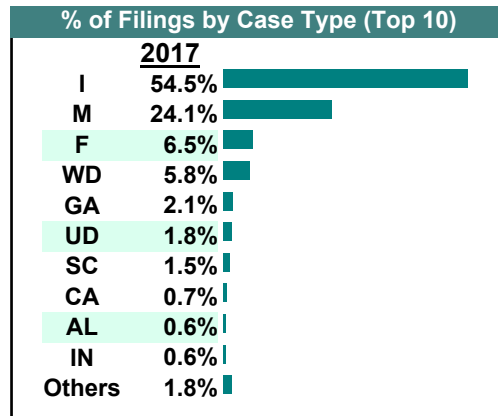
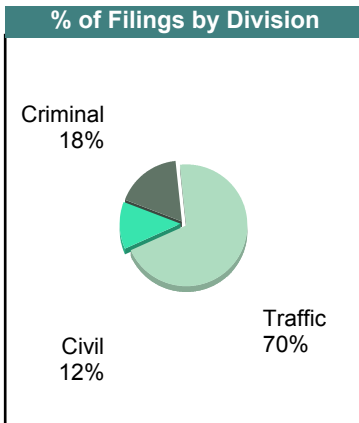
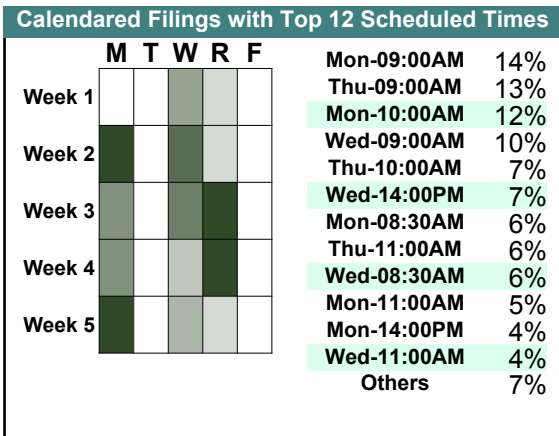
% of Filings by Division



% of Filings by Case Type (Top 10)



		Filings	Hearings	Transactions	Concluded	Cont
<u>Criminal</u>						
Capias	CA	11	30	30	6	24
Civil Violation	CV	2	4	4	0	4
Felony	F	126	308	331	79	252
Misdemeanor	M	203	607	614	202	412
Show Cause	SC	18	25	25	12	13
Criminal Total		360	974	1,004	299	705
<u>Traffic</u>						
Capias	CA	3	12	12	3	9
Civil Violation	CV	3	19	19	6	13
Felony	F	7	29	29	7	22
Infraction	I	1,120	865	1,333	1,033	300
Misdemeanor	M	293	620	620	228	392
Restricted O/L	RL	1	1	1	1	-
Show Cause	SC	12	26	26	14	12
Traffic Total		1,439	1,572	2,040	1,292	748
<u>Civil</u>						
Abstract	AJ	1	0	1	1	-
Admin License	AL	12	0	12	12	-
Bond Forfeiture	BF	6	2	8	6	2
Detinue	DT	2	3	4	1	3
Garnishment	GA	43	10	54	44	10
Impoundment	IM	7	0	7	7	-
Interrogatory	IN	12	5	13	8	5
Other	OT	6	4	10	6	4
Protective Order	PO	3	0	3	3	-
Prelim Prot Order	PP	5	0	5	5	-
Petition-Restore Arms	PR	1	1	2	1	1
Unlawful Detainer	UD	38	38	51	38	13
Warrant in Debt	WD	120	131	178	134	44
Civil Total		256	194	348	266	82
Roanoke County Totals		2,055	2,740	3,392	1,857	1,535



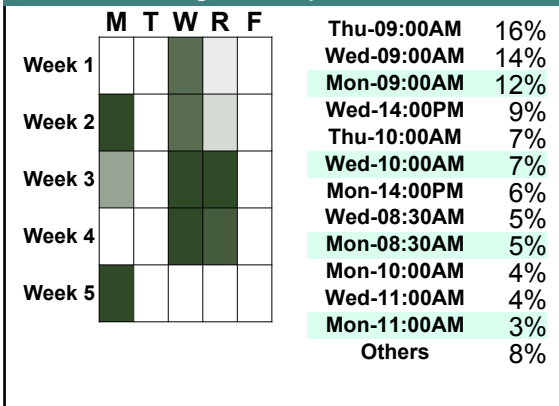
		Filings	Hearings	Transactions	Concluded	Cont
<u>Criminal</u>						
Capias	CA	4	19	19	4	15
Civil Violation	CV	4	7	7	2	5
Felony	F	76	183	197	55	142
Misdemeanor	M	165	476	480	166	314
Show Cause	SC	11	24	24	17	7
Criminal Total		260	709	727	244	483

		Filings	Hearings	Transactions	Concluded	Cont
<u>Traffic</u>						
Capias	CA	4	12	12	1	11
Civil Violation	CV	3	13	13	5	8
Felony	F	4	18	18	3	15
Infraction	I	851	708	1,065	856	209
Misdemeanor	M	270	584	584	291	293
Restricted O/L	RL	4	4	4	4	-
Show Cause	SC	20	33	33	13	20
Traffic Total		1,156	1,372	1,729	1,173	556

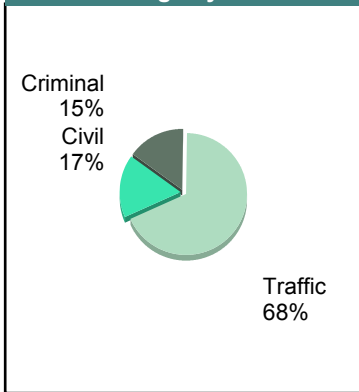
		Filings	Hearings	Transactions	Concluded	Cont
<u>Civil</u>						
Admin License	AL	14	0	14	14	-
Bond Forfeiture	BF	8	3	9	6	3
Detinue	DT	3	3	5	2	3
Garnishment	GA	29	12	35	23	12
Impoundment	IM	7	0	7	7	-
Interrogatory	IN	23	11	46	35	11
Other	OT	16	3	19	16	3
Protective Order	PO	1	0	1	1	-
Prelim Prot Order	PP	6	0	6	6	-
Unlawful Detainer	UD	52	43	69	53	16
Warrant in Debt	WD	126	139	167	105	62
Civil Total		285	214	378	268	110

Roanoke County Totals		1,701	2,295	2,834	1,685	1,149
------------------------------	--	--------------	--------------	--------------	--------------	--------------

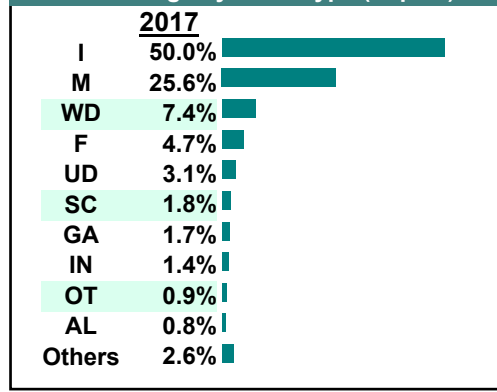
Calendared Filings with Top 12 Scheduled Times



% of Filings by Division



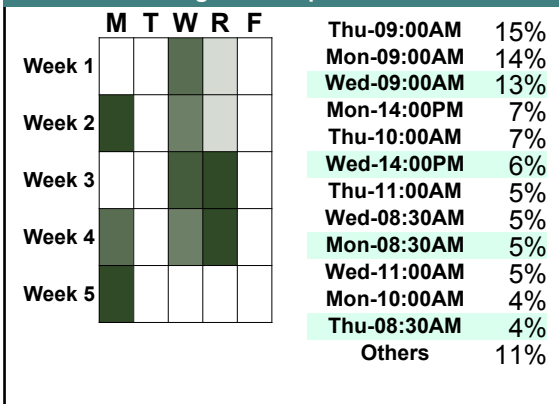
% of Filings by Case Type (Top 10)



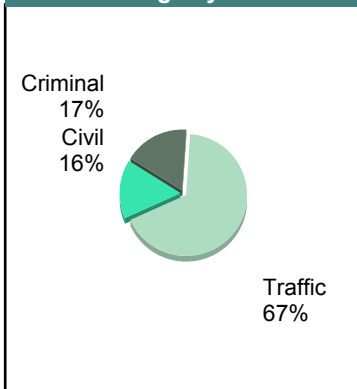
January 2017

		<u>Filings</u>	<u>Hearings</u>	<u>Transactions</u>	<u>Concluded</u>	<u>Cont</u>
<u>Criminal</u>						
Capias	CA	11	40	40	14	26
Civil Violation	CV	2	5	5	1	4
Felony	F	65	187	203	78	125
Misdemeanor	M	202	586	592	200	392
Show Cause	SC	19	25	25	10	15
Criminal Total		299	843	865	303	562
<u>Traffic</u>						
Capias	CA	3	7	7	2	5
Civil Violation	CV	6	11	11	1	10
Felony	F	10	18	18	2	16
Infraction	I	812	685	1,010	773	237
Misdemeanor	M	295	603	604	271	333
Restricted O/L	RL	2	2	2	2	-
Show Cause	SC	27	35	35	17	18
Traffic Total		1,155	1,361	1,687	1,068	619
<u>Civil</u>						
Abstract	AJ	3	0	3	3	-
Admin License	AL	24	0	24	24	-
Bond Forfeiture	BF	3	1	6	5	1
Garnishment	GA	25	6	32	26	6
Impoundment	IM	8	0	8	8	-
Interrogatory	IN	31	18	45	27	18
Other	OT	13	4	16	12	4
Protective Order	PO	1	0	1	1	-
Prelim Prot Order	PP	3	0	3	3	-
Petition-Restore Arms	PR	1	1	1	0	1
Unlawful Detainer	UD	39	40	52	40	12
Warrant in Debt	WD	116	115	161	113	48
Civil Total		267	185	352	262	90
Roanoke County Totals		1,721	2,389	2,904	1,633	1,271

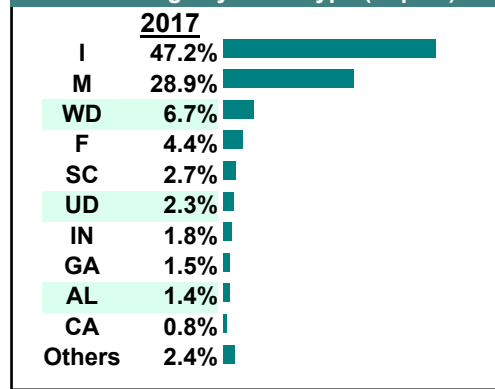
Calendared Filings with Top 12 Scheduled Times



% of Filings by Division



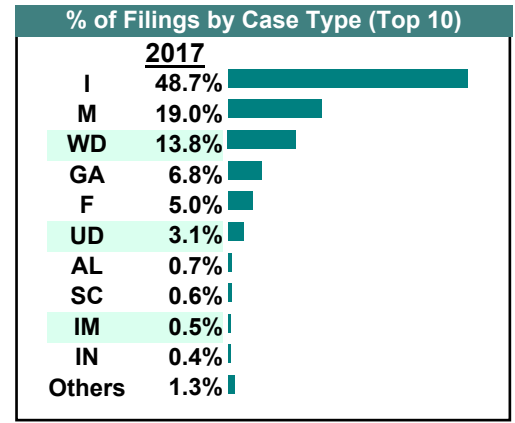
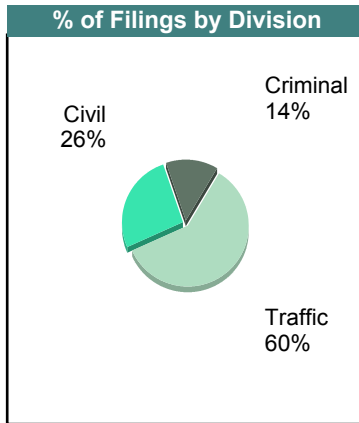
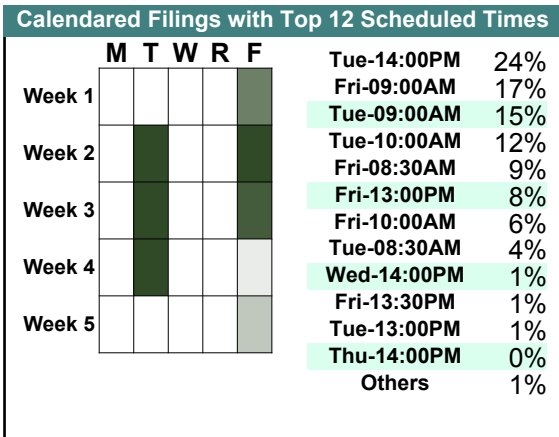
% of Filings by Case Type (Top 10)



CASELOAD STATISTICS OF THE GENERAL DISTRICT COURTS

December 2017

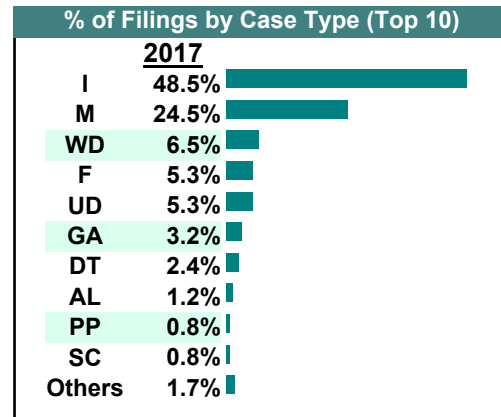
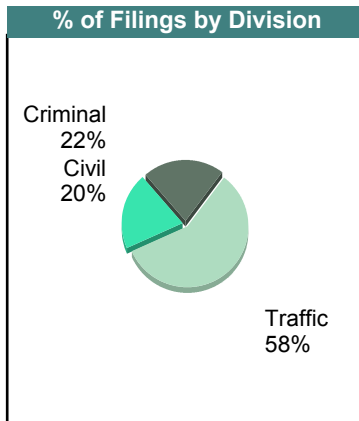
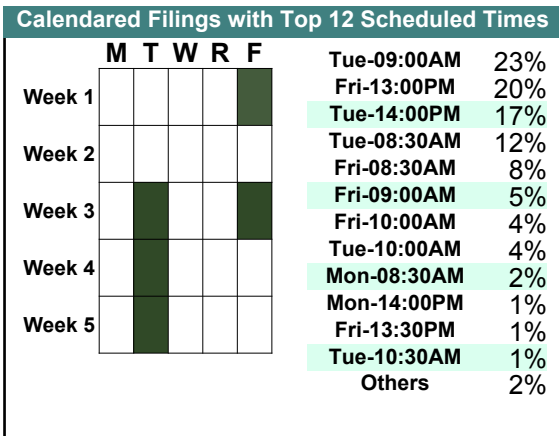
		<u>Filings</u>	<u>Hearings</u>	<u>Transactions</u>	<u>Concluded</u>	<u>Cont</u>
<u>Criminal</u>						
Capias	CA	2	13	13	4	9
Civil Violation	CV	1	3	3	0	3
Felony	F	44	81	99	32	66
Misdemeanor	M	83	300	307	108	196
Show Cause	SC	1	10	10	2	7
Criminal Total		131	407	432	146	281
<u>Traffic</u>						
Capias	CA	0	1	1	0	1
Civil Violation	CV	2	3	3	2	1
Felony	F	3	7	8	1	7
Infraction	I	457	400	608	470	135
Misdemeanor	M	95	216	216	83	133
Show Cause	SC	4	6	6	3	3
Traffic Total		561	633	842	559	280
<u>Civil</u>						
Admin License	AL	7	0	7	7	-
Bond Forfeiture	BF	1	0	1	1	-
Detinue	DT	1	1	1	0	1
Garnishment	GA	64	14	74	60	14
Impoundment	IM	5	0	5	5	-
Interrogatory	IN	4	2	6	4	2
Other	OT	1	0	1	1	-
Protective Order	PO	3	4	5	3	2
Prelim Prot Order	PP	1	0	1	1	-
Show Cause	SC	1	0	2	2	-
Unlawful Detainer	UD	29	18	38	34	4
Warrant in Debt	WD	130	125	147	122	25
Civil Total		247	164	288	240	48
Salem Totals		939	1,204	1,562	945	609



CASELOAD STATISTICS OF THE GENERAL DISTRICT COURTS

November 2017

		<u>Filings</u>	<u>Hearings</u>	<u>Transactions</u>	<u>Concluded</u>	<u>Cont</u>
<u>Criminal</u>						
Capias	CA	2	10	10	2	8
Civil Violation	CV	3	3	3	2	1
Felony	F	32	73	89	43	46
Misdemeanor	M	103	240	240	75	165
Show Cause	SC	4	11	11	2	9
Criminal Total		144	337	353	124	229
<u>Traffic</u>						
Capias	CA	0	2	2	0	2
Felony	F	3	4	4	0	4
Infraction	I	322	252	418	327	91
Misdemeanor	M	60	149	149	55	94
Show Cause	SC	1	2	2	0	2
Traffic Total		386	409	575	382	193
<u>Civil</u>						
Admin License	AL	8	0	8	8	-
Bond Forfeiture	BF	1	0	2	2	-
Detinue	DT	16	16	17	15	2
Garnishment	GA	21	3	21	18	3
Impoundment	IM	4	0	4	4	-
Protective Order	PO	1	0	1	1	-
Prelim Prot Order	PP	5	1	5	5	-
Unlawful Detainer	UD	35	20	38	33	5
Warrant in Debt	WD	43	45	60	48	12
Civil Total		134	85	156	134	22
Salem Totals		664	831	1,084	640	444



CASELOAD STATISTICS OF THE GENERAL DISTRICT COURTS

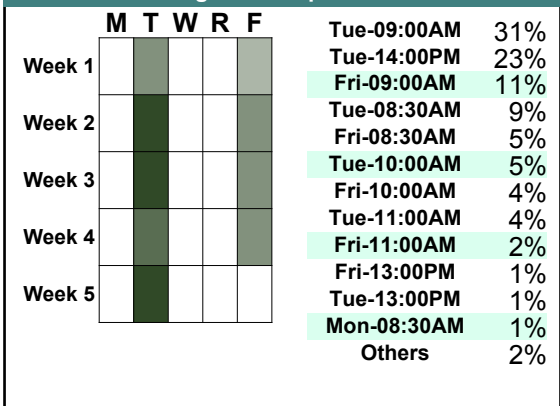
October 2017

Salem

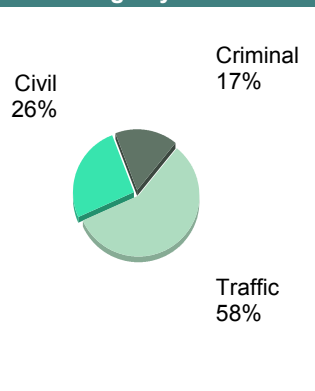
District: 23

		<u>Filings</u>	<u>Hearings</u>	<u>Transactions</u>	<u>Concluded</u>	<u>Cont</u>
<u>Criminal</u>						
Capias	CA	4	10	10	4	6
Civil Violation	CV	3	4	4	2	2
Felony	F	27	84	96	35	61
Misdemeanor	M	119	281	287	99	188
Show Cause	SC	3	13	13	5	8
Criminal Total		156	392	410	145	265
<u>Traffic</u>						
Capias	CA	2	5	5	2	3
Felony	F	0	2	4	4	-
Infraction	I	465	429	644	487	157
Misdemeanor	M	75	226	226	102	124
Restricted O/L	RL	1	1	1	1	-
Show Cause	SC	1	6	6	4	2
Traffic Total		544	669	886	600	286
<u>Civil</u>						
Admin License	AL	9	0	9	9	-
Bond Forfeiture	BF	1	1	1	0	1
Detinue	DT	6	6	10	9	1
Garnishment	GA	79	11	84	73	11
Impoundment	IM	1	0	1	1	-
Interrogatory	IN	11	7	19	12	7
Overweight	OC	1	0	1	1	-
Other	OT	1	1	1	1	-
Protective Order	PO	2	1	2	2	-
Prelim Prot Order	PP	2	2	3	3	-
Show Cause	SC	3	1	4	3	1
Unlawful Detainer	UD	35	30	45	39	6
Warrant in Debt	WD	94	102	122	94	28
Civil Total		245	162	302	247	55
Salem Totals		945	1,223	1,598	992	606

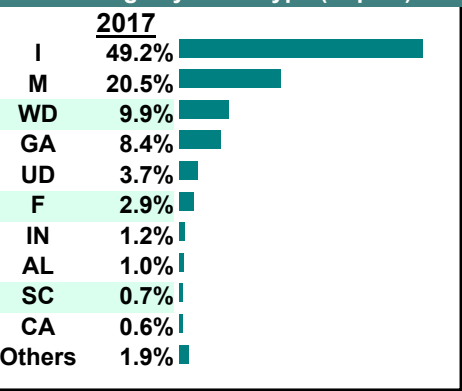
Calendared Filings with Top 12 Scheduled Times



% of Filings by Division



% of Filings by Case Type (Top 10)

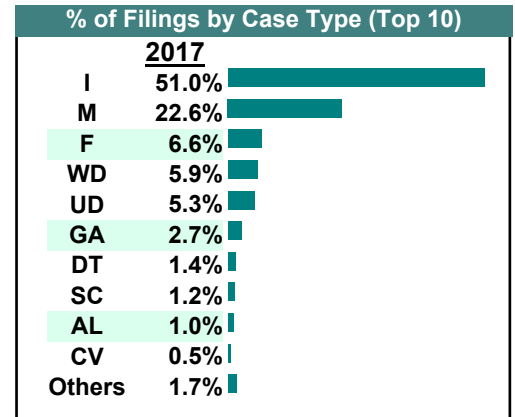
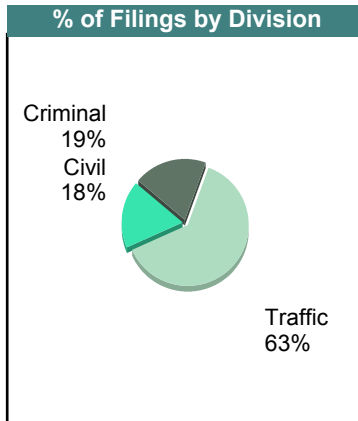
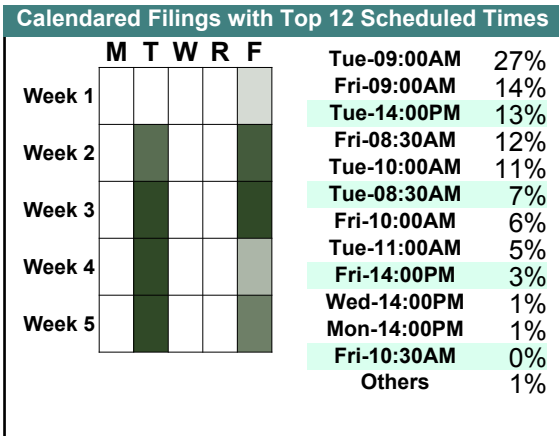


		<u>Filings</u>	<u>Hearings</u>	<u>Transactions</u>	<u>Concluded</u>	<u>Cont</u>
<u>Criminal</u>						
Capias	CA	1	7	7	1	6
Civil Violation	CV	3	6	6	5	1
Felony	F	50	144	167	38	129
Misdemeanor	M	90	313	317	113	204
Show Cause	SC	5	9	9	4	5
Criminal Total		149	479	506	161	345

		<u>Filings</u>	<u>Hearings</u>	<u>Transactions</u>	<u>Concluded</u>	<u>Cont</u>
<u>Traffic</u>						
Capias	CA	0	1	1	0	1
Civil Violation	CV	1	3	3	2	1
Felony	F	1	4	5	1	4
Infraction	I	392	371	558	403	155
Misdemeanor	M	84	223	223	82	141
Restricted O/L	RL	1	2	2	2	-
Show Cause	SC	4	10	10	7	3
Traffic Total		483	614	802	497	305

		<u>Filings</u>	<u>Hearings</u>	<u>Transactions</u>	<u>Concluded</u>	<u>Cont</u>
<u>Civil</u>						
Admin License	AL	8	0	8	8	-
Bond Forfeiture	BF	1	1	3	3	-
Detinue	DT	11	15	17	11	6
Garnishment	GA	21	0	24	24	-
Impoundment	IM	1	0	1	1	-
Interrogatory	IN	2	1	2	1	1
Protective Order	PO	3	0	3	3	-
Prelim Prot Order	PP	4	3	4	4	-
Unlawful Detainer	UD	41	32	49	40	9
Warrant in Debt	WD	45	54	78	56	22
Civil Total		137	106	189	151	38

Salem Totals		769	1,199	1,497	809	688
---------------------	--	------------	--------------	--------------	------------	------------

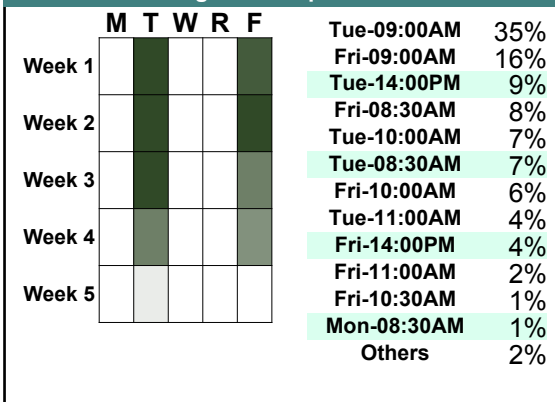


CASELOAD STATISTICS OF THE GENERAL DISTRICT COURTS

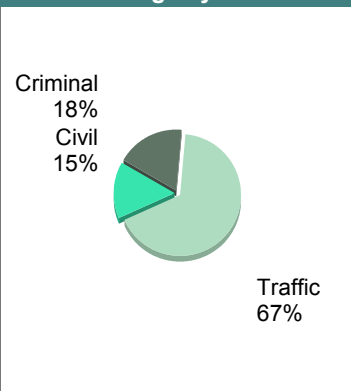
August 2017

		<u>Filings</u>	<u>Hearings</u>	<u>Transactions</u>	<u>Concluded</u>	<u>Cont</u>
<u>Criminal</u>						
Capias	CA	1	5	5	0	5
Civil Violation	CV	1	2	2	2	-
Felony	F	53	137	167	66	101
Misdemeanor	M	127	332	345	119	226
Show Cause	SC	6	11	11	2	9
Criminal Total		188	487	530	189	341
<u>Traffic</u>						
Capias	CA	0	1	1	0	1
Felony	F	1	5	5	0	5
Infraction	I	596	476	720	550	170
Misdemeanor	M	102	221	221	105	116
Restricted O/L	RL	1	1	1	0	1
Show Cause	SC	1	3	3	2	1
Traffic Total		701	707	951	657	294
<u>Civil</u>						
Admin License	AL	8	0	8	8	-
Bond Forfeiture	BF	1	0	2	2	-
Capias	CA	1	0	1	1	-
Detinue	DT	8	8	9	5	4
Garnishment	GA	17	2	19	17	2
Impoundment	IM	2	0	2	2	-
Interrogatory	IN	3	7	14	7	7
Other	OT	3	1	3	3	-
Protective Order	PO	5	1	5	5	-
Prelim Prot Order	PP	6	2	6	5	1
Show Cause	SC	4	1	6	5	1
Unlawful Detainer	UD	46	28	56	49	7
Warrant in Debt	WD	53	58	82	61	21
Civil Total		157	108	213	170	43
Salem Totals		1,046	1,302	1,694	1,016	678

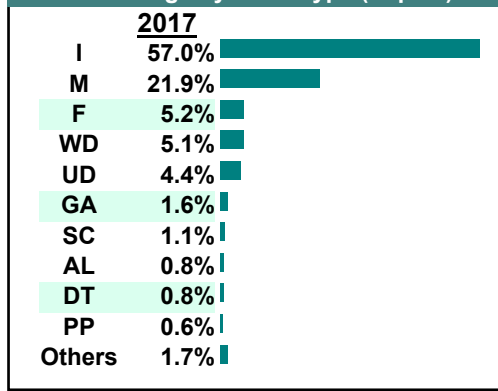
Calendared Filings with Top 12 Scheduled Times



% of Filings by Division



% of Filings by Case Type (Top 10)



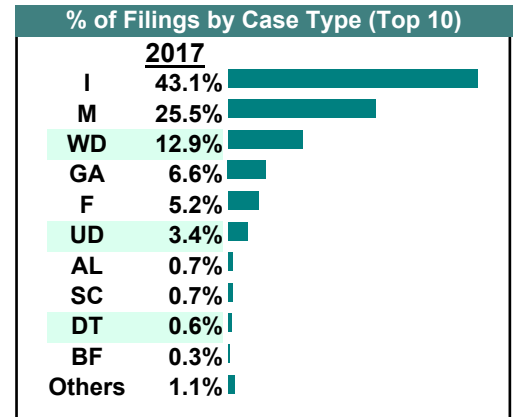
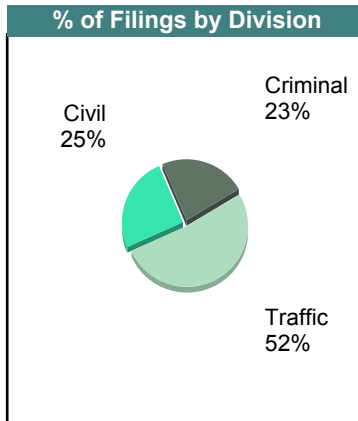
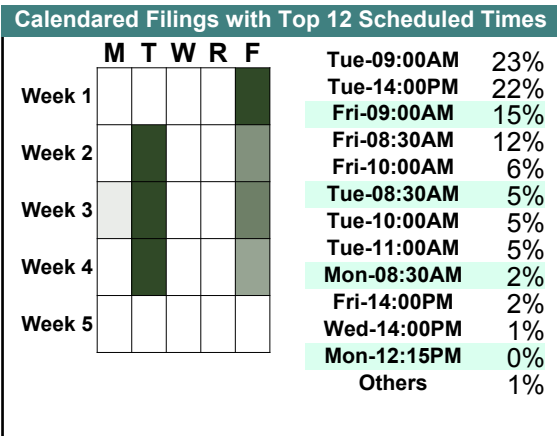
CASELOAD STATISTICS OF THE GENERAL DISTRICT COURTS

July 2017

Salem

District: 23

		<u>Filings</u>	<u>Hearings</u>	<u>Transactions</u>	<u>Concluded</u>	<u>Cont</u>
<u>Criminal</u>						
Capias	CA	1	8	8	3	5
Civil Violation	CV	1	5	5	2	3
Felony	F	44	90	107	34	73
Misdemeanor	M	153	277	282	102	180
Show Cause	SC	3	6	6	4	2
Criminal Total		202	386	408	145	263
<u>Traffic</u>						
Capias	CA	0	4	4	3	1
Felony	F	2	5	5	1	4
Infraction	I	381	336	521	409	112
Misdemeanor	M	72	198	198	78	120
Show Cause	SC	3	8	8	3	5
Traffic Total		458	551	736	494	242
<u>Civil</u>						
Admin License	AL	6	0	6	6	-
Bond Forfeiture	BF	3	3	3	0	3
Capias	CA	0	0	1	1	-
Detinue	DT	5	4	8	7	1
Garnishment	GA	58	7	68	61	7
Impoundment	IM	1	0	1	1	-
Interrogatory	IN	1	0	2	2	-
Other	OT	1	1	1	1	-
Protective Order	PO	1	0	2	2	-
Prelim Prot Order	PP	3	3	3	3	-
Show Cause	SC	0	0	1	1	-
Tenants Assertion	TA	1	2	2	2	-
Unlawful Detainer	UD	30	31	43	33	10
Warrant in Debt	WD	114	111	132	103	29
Civil Total		224	162	273	223	50
Salem Totals		884	1,099	1,417	862	555



CASELOAD STATISTICS OF THE GENERAL DISTRICT COURTS

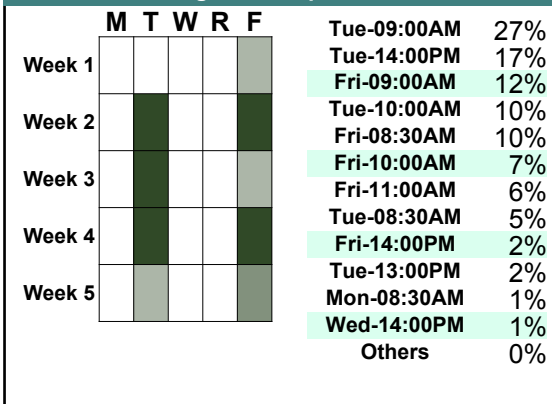
June 2017

Salem

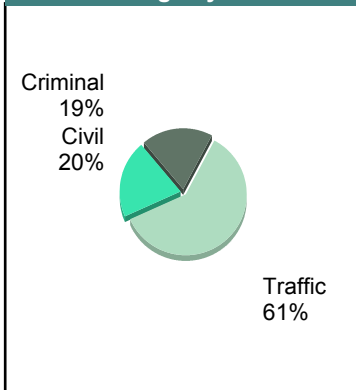
District: 23

		<u>Filings</u>	<u>Hearings</u>	<u>Transactions</u>	<u>Concluded</u>	<u>Cont</u>
<u>Criminal</u>						
Capias	CA	2	11	11	3	8
Civil Violation	CV	2	4	4	1	3
Felony	F	43	92	99	24	75
Misdemeanor	M	113	224	235	91	144
Show Cause	SC	5	8	8	3	5
Criminal Total		165	339	357	122	235
<u>Traffic</u>						
Capias	CA	1	3	3	2	1
Civil Violation	CV	1	1	1	0	1
Infraction	I	442	346	558	423	135
Misdemeanor	M	82	213	213	81	132
Show Cause	SC	4	10	10	5	5
Traffic Total		530	573	785	511	274
<u>Civil</u>						
Admin License	AL	5	0	5	5	-
Bond Forfeiture	BF	4	1	6	6	-
Capias	CA	1	1	1	0	1
Detinue	DT	5	6	10	7	3
Garnishment	GA	21	3	24	21	3
Interrogatory	IN	15	12	22	10	12
Prelim Prot Order	PP	2	2	3	2	1
Show Cause	SC	4	3	6	3	3
Tenants Assertion	TA	1	2	2	1	1
Unlawful Detainer	UD	36	23	46	32	14
Warrant in Debt	WD	85	86	103	65	38
Civil Total		179	139	228	152	76
Salem Totals		874	1,051	1,370	785	585

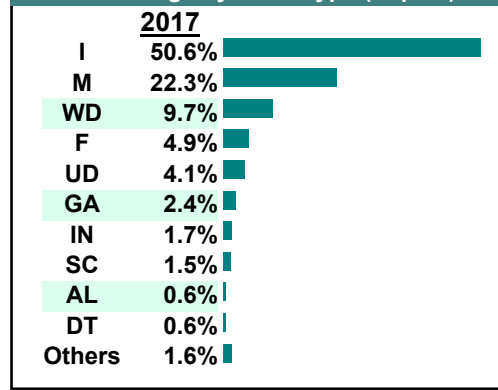
Calendared Filings with Top 12 Scheduled Times



% of Filings by Division



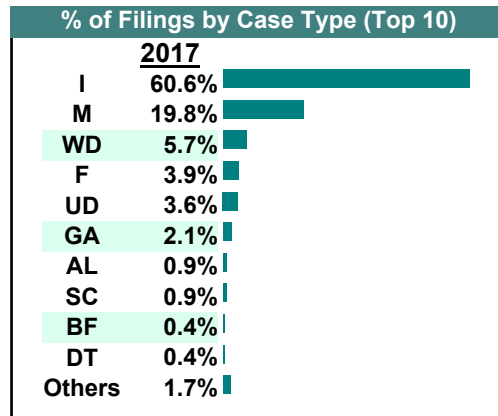
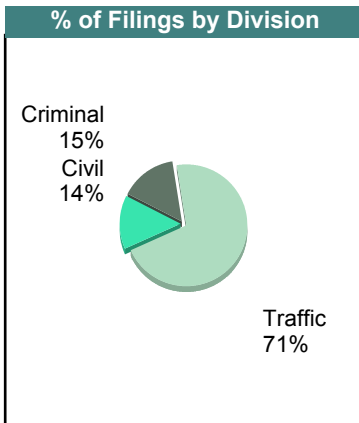
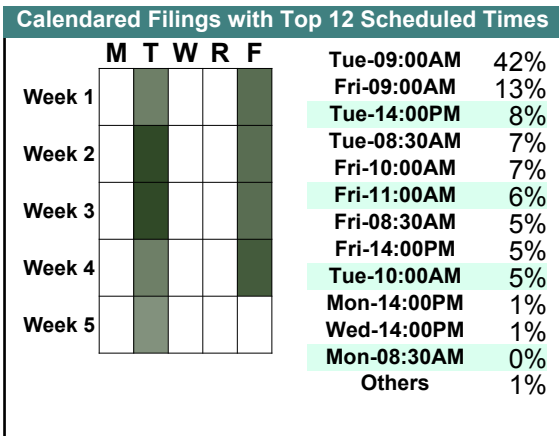
% of Filings by Case Type (Top 10)



CASELOAD STATISTICS OF THE GENERAL DISTRICT COURTS

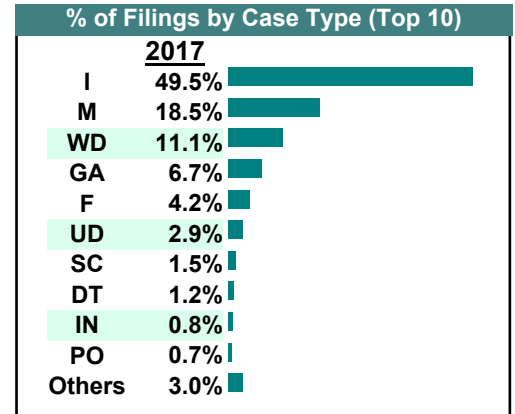
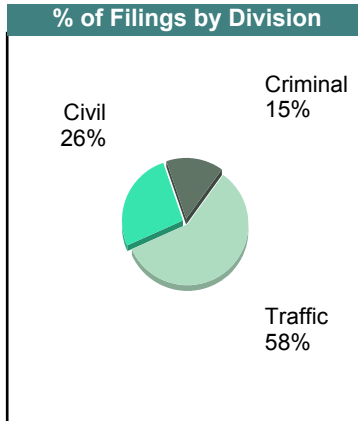
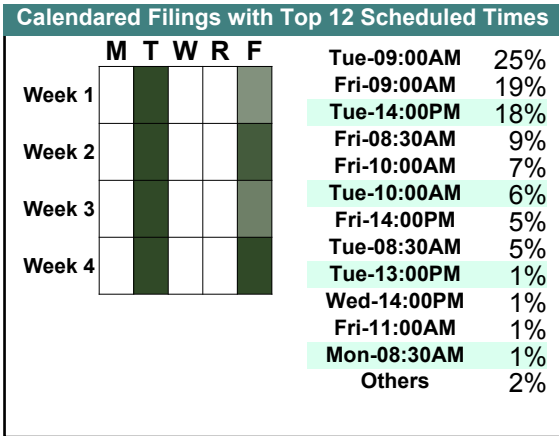
May 2017

		<u>Filings</u>	<u>Hearings</u>	<u>Transactions</u>	<u>Concluded</u>	<u>Cont</u>
<u>Criminal</u>						
Capias	CA	2	13	13	1	12
Civil Violation	CV	3	7	7	3	4
Felony	F	36	78	93	41	52
Misdemeanor	M	95	265	274	121	153
Show Cause	SC	2	8	8	2	6
Criminal Total		138	371	395	168	227
<u>Traffic</u>						
Capias	CA	0	3	3	0	3
Civil Violation	CV	0	1	1	0	1
Felony	F	0	5	5	1	4
Infraction	I	565	422	684	537	147
Misdemeanor	M	90	228	228	89	139
Restricted O/L	RL	1	1	1	1	-
Show Cause	SC	6	7	7	2	5
Traffic Total		662	667	929	630	299
<u>Civil</u>						
Abstract	AJ	1	0	1	1	-
Admin License	AL	8	0	9	9	-
Bond Forfeiture	BF	4	0	4	4	-
Detinue	DT	4	8	9	6	3
Garnishment	GA	20	3	25	22	3
Impoundment	IM	3	0	3	3	-
Interrogatory	IN	1	0	1	1	-
Other	OT	2	0	2	2	-
Protective Order	PO	1	3	4	3	1
Prelim Prot Order	PP	1	1	1	1	-
Tenants Assertion	TA	1	1	1	0	1
Unlawful Detainer	UD	34	30	44	34	10
Warrant in Debt	WD	53	55	74	57	17
Civil Total		133	101	178	143	35
Salem Totals		933	1,139	1,502	941	561



April 2017

		Filings	Hearings	Transactions	Concluded	Cont
<u>Criminal</u>						
Capias	CA	4	13	13	6	7
Civil Violation	CV	4	12	12	7	5
Felony	F	38	92	104	42	62
Misdemeanor	M	97	263	267	86	181
Show Cause	SC	1	6	6	4	2
Criminal Total		144	386	402	145	257
<u>Traffic</u>						
Capias	CA	1	6	6	2	4
Felony	F	2	6	6	1	5
Infraction	I	468	389	624	479	145
Misdemeanor	M	78	203	203	76	127
Show Cause	SC	3	8	8	4	4
Traffic Total		552	612	847	562	285
<u>Civil</u>						
Abstract	AJ	1	0	1	1	-
Admin License	AL	5	1	5	4	1
Bond Forfeiture	BF	2	1	2	1	1
Capias	CA	1	0	1	1	-
Detinue	DT	11	11	21	15	6
Garnishment	GA	63	13	71	58	13
Impoundment	IM	2	0	2	2	-
Interrogatory	IN	8	7	17	10	7
Other	OT	2	0	2	2	-
Protective Order	PO	7	8	10	8	2
Prelim Prot Order	PP	5	5	6	5	1
Petition-Restore Arms	PR	1	0	1	1	-
Show Cause	SC	10	2	11	9	2
Unlawful Detainer	UD	27	20	29	23	6
Warrant in Debt	WD	105	110	150	124	26
Civil Total		250	178	329	264	65
Salem Totals		946	1,176	1,578	971	607

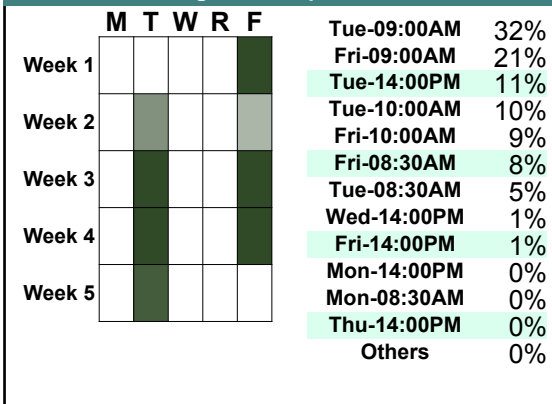


CASELOAD STATISTICS OF THE GENERAL DISTRICT COURTS

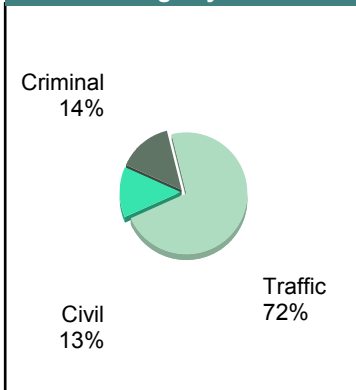
March 2017

		<u>Filings</u>	<u>Hearings</u>	<u>Transactions</u>	<u>Concluded</u>	<u>Cont</u>
<u>Criminal</u>						
Capias	CA	2	14	14	2	12
Civil Violation	CV	5	7	7	1	6
Felony	F	38	111	125	43	82
Misdemeanor	M	96	242	248	73	175
Show Cause	SC	0	8	8	2	6
Criminal Total		141	382	402	121	281
<u>Traffic</u>						
Capias	CA	0	2	2	0	2
Felony	F	0	8	8	2	6
Infraction	I	626	459	717	569	148
Misdemeanor	M	78	185	185	62	123
Show Cause	SC	4	7	7	3	4
Traffic Total		708	661	919	636	283
<u>Civil</u>						
Admin License	AL	7	0	7	7	-
Bond Forfeiture	BF	1	0	1	1	-
Detinue	DT	12	18	23	12	11
Garnishment	GA	22	2	24	22	2
Interrogatory	IN	1	0	1	1	-
Other	OT	1	1	1	1	-
Protective Order	PO	1	1	2	2	-
Prelim Prot Order	PP	3	3	3	3	-
Petition-Restore Arms	PR	1	0	1	1	-
Unlawful Detainer	UD	48	29	53	44	9
Warrant in Debt	WD	33	48	62	44	18
Civil Total		130	102	178	138	40
Salem Totals		979	1,145	1,499	895	604

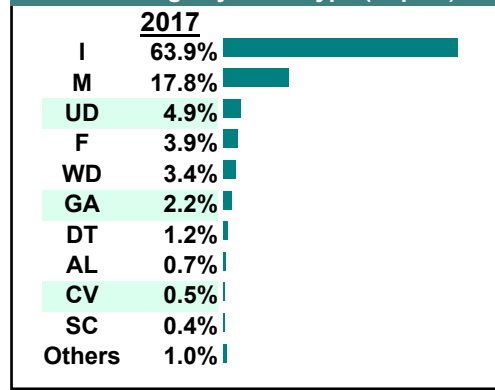
Calendared Filings with Top 12 Scheduled Times



% of Filings by Division



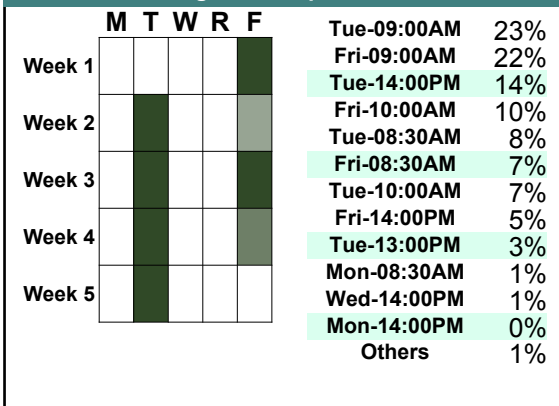
% of Filings by Case Type (Top 10)



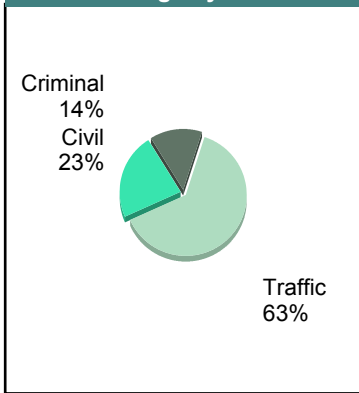
February 2017

		<u>Filings</u>	<u>Hearings</u>	<u>Transactions</u>	<u>Concluded</u>	<u>Cont</u>
<u>Criminal</u>						
Capias	CA	0	8	8	2	6
Civil Violation	CV	3	5	5	2	3
Felony	F	36	91	116	56	60
Misdemeanor	M	75	255	262	112	150
Show Cause	SC	4	8	8	4	4
Criminal Total		118	367	399	176	223
<u>Traffic</u>						
Capias	CA	1	2	2	0	2
Felony	F	2	7	7	1	6
Infraction	I	437	350	539	424	115
Misdemeanor	M	98	189	189	58	131
Show Cause	SC	4	6	6	4	2
Traffic Total		542	554	743	487	256
<u>Civil</u>						
Admin License	AL	5	0	5	5	-
Bond Forfeiture	BF	1	0	1	1	-
Detinue	DT	14	20	22	12	10
Garnishment	GA	15	5	21	16	5
Impoundment	IM	3	0	3	3	-
Interrogatory	IN	23	9	31	22	9
Other	OT	2	0	2	2	-
Protective Order	PO	3	3	4	2	2
Prelim Prot Order	PP	3	4	6	4	2
Show Cause	SC	6	1	7	6	1
Unlawful Detainer	UD	32	24	38	33	5
Warrant in Debt	WD	87	83	104	75	29
Civil Total		194	149	244	181	63
Salem Totals		854	1,070	1,386	844	542

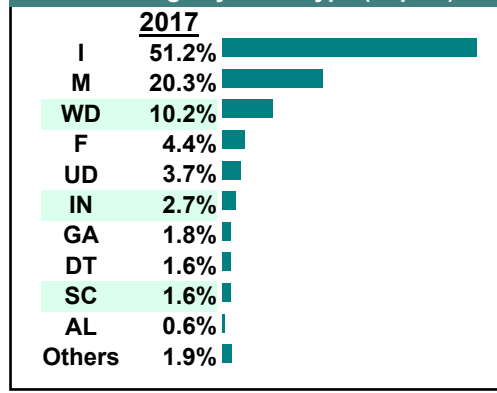
Calendared Filings with Top 12 Scheduled Times



% of Filings by Division



% of Filings by Case Type (Top 10)

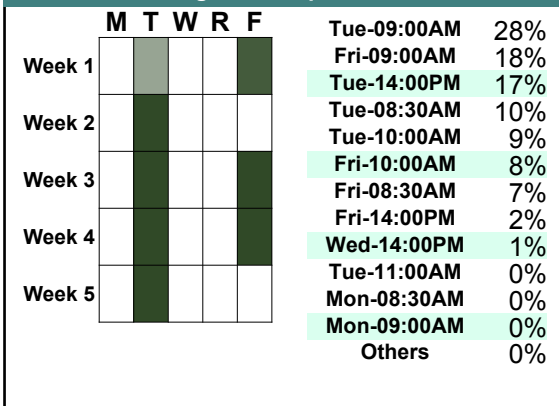


CASELOAD STATISTICS OF THE GENERAL DISTRICT COURTS

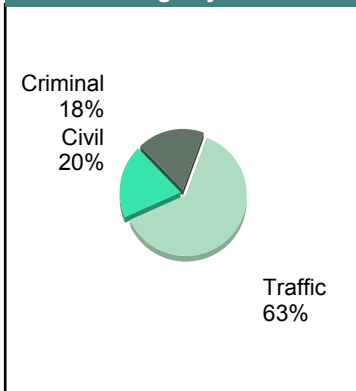
January 2017

		<u>Filings</u>	<u>Hearings</u>	<u>Transactions</u>	<u>Concluded</u>	<u>Cont</u>
<u>Criminal</u>						
Capias	CA	2	19	19	5	14
Civil Violation	CV	2	4	4	1	3
Felony	F	77	130	171	69	102
Misdemeanor	M	109	337	343	179	164
Show Cause	SC	2	9	9	2	7
Criminal Total		192	499	546	256	290
<u>Traffic</u>						
Capias	CA	0	6	6	1	5
Civil Violation	CV	0	1	1	0	1
Felony	F	1	4	7	4	3
Infraction	I	563	428	665	535	130
Misdemeanor	M	114	203	204	93	111
Show Cause	SC	7	13	13	9	4
Traffic Total		685	655	896	642	254
<u>Civil</u>						
Abstract	AJ	1	0	1	1	-
Admin License	AL	6	0	6	6	-
Bond Forfeiture	BF	3	1	4	3	1
Detinue	DT	1	0	1	1	-
Garnishment	GA	54	8	65	57	8
Interrogatory	IN	1	0	2	2	-
Protective Order	PO	4	5	7	2	5
Prelim Prot Order	PP	4	4	6	4	2
Tenants Assertion	TA	0	1	1	1	-
Unlawful Detainer	UD	38	29	52	43	9
Warrant in Debt	WD	101	103	131	97	34
Civil Total		213	151	276	217	59
Salem Totals		1,090	1,305	1,718	1,115	603

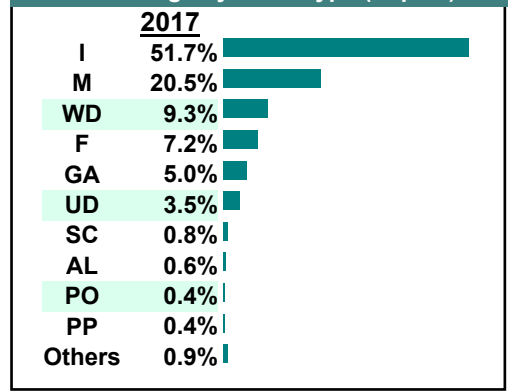
Calendared Filings with Top 12 Scheduled Times



% of Filings by Division



% of Filings by Case Type (Top 10)



Filings by Court & Division

	<u>Roanoke</u>		<u>Roanoke County</u>		<u>Salem</u>		<u>Total</u>
C Misdemeanor	5,250	59%	2,328	26%	1,260	14%	8,838
Felony	1,824	54%	1,049	31%	518	15%	3,391
Show Cause	195	56%	116	33%	36	10%	347
Capias	90	47%	77	41%	23	12%	190
Civil Violation	27	37%	15	21%	31	42%	73
Other	5	100%	-	0%	-	0%	5
Total	7,391	58%	3,585	28%	1,868	15%	12,844
T Infraction	13,363	44%	11,064	37%	5,714	19%	30,141
Misdemeanor	4,006	48%	3,315	40%	1,028	12%	8,349
Show Cause	194	49%	158	40%	42	11%	394
Felony	114	56%	75	37%	15	7%	204
Civil Violation	54	44%	66	53%	4	3%	124
Restricted O/L	48	52%	40	43%	4	4%	92
Capias	22	43%	24	47%	5	10%	51
Other	3	100%	-	0%	-	0%	3
Motion	-	0%	1	100%	-	0%	1
Total	17,804	45%	14,743	37%	6,812	17%	39,359
V Warrant in Debt	6,607	73%	1,558	17%	943	10%	9,108
Garnishment	4,074	83%	403	8%	455	9%	4,932
Unlawful Detainer	3,899	80%	515	11%	431	9%	4,845
Detinue	846	88%	17	2%	94	10%	957
Interrogatory	354	59%	180	30%	70	12%	604
Admin License	151	30%	264	53%	82	16%	497
Prelim Prot Order	290	70%	83	20%	39	9%	412
Show Cause	281	82%	35	10%	28	8%	344
Impoundment	97	48%	83	41%	22	11%	202
Other	75	37%	113	56%	13	6%	201
Protective Order	123	66%	33	18%	31	17%	187
Bond Forfeiture	105	57%	56	30%	23	13%	184
Abstract	48	80%	9	15%	3	5%	60
Tenants Assertion	14	82%	-	0%	3	18%	17
Capias	12	80%	-	0%	3	20%	15
Petition-Restore Arms	8	53%	5	33%	2	13%	15
Counter Claim	11	100%	-	0%	-	0%	11
Overweight	3	60%	1	20%	1	20%	5
Third Party Claim	2	100%	-	0%	-	0%	2
Motion for Judgment	1	100%	-	0%	-	0%	1
Total	17,001	75%	3,355	15%	2,243	10%	22,599
Total	42,196	56%	21,683	29%	10,923	15%	74,802

CASELOAD STATISTICS OF THE GENERAL DISTRICT COURTS

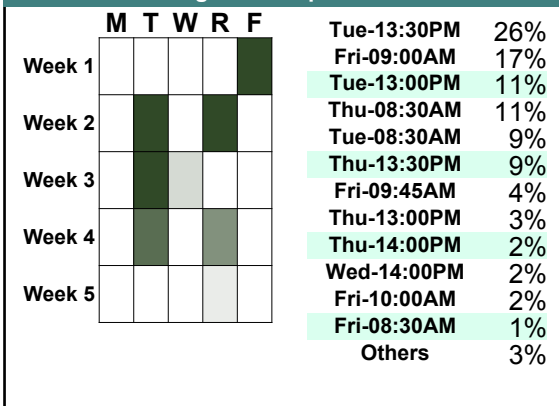
December 2017

Amherst

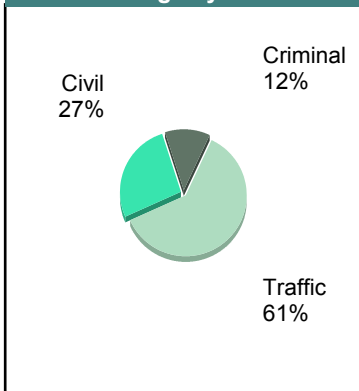
District: 24

		<u>Filings</u>	<u>Hearings</u>	<u>Transactions</u>	<u>Concluded</u>	<u>Cont</u>
<u>Criminal</u>						
Capias	CA	2	12	12	4	8
Felony	F	26	95	95	27	68
Misdemeanor	M	51	135	138	55	83
Motion	MO	0	1	1	1	-
Show Cause	SC	6	15	15	8	7
Criminal Total		85	258	261	95	166
<u>Traffic</u>						
Capias	CA	6	25	25	10	15
Civil Violation	CV	1	3	3	1	2
Felony	F	1	6	6	0	6
Infraction	I	363	311	492	342	150
Misdemeanor	M	59	197	197	62	135
Motion	MO	2	2	2	2	-
Show Cause	SC	8	24	24	7	17
Traffic Total		440	568	749	424	325
<u>Civil</u>						
Admin License	AL	5	1	6	5	1
Detinue	DT	1	1	4	4	-
Garnishment	GA	36	0	36	36	-
Impoundment	IM	2	0	2	2	-
Interrogatory	IN	16	9	19	10	9
Other	OT	0	0	1	1	-
Protective Order	PO	6	1	8	7	1
Prelim Prot Order	PP	5	0	5	5	-
Show Cause	SC	2	2	4	2	2
Tenants Assertion	TA	1	1	1	0	1
Unlawful Detainer	UD	23	21	28	24	4
Warrant in Debt	WD	95	98	125	96	29
Civil Total		192	134	239	192	47
Amherst Totals		717	960	1,249	711	538

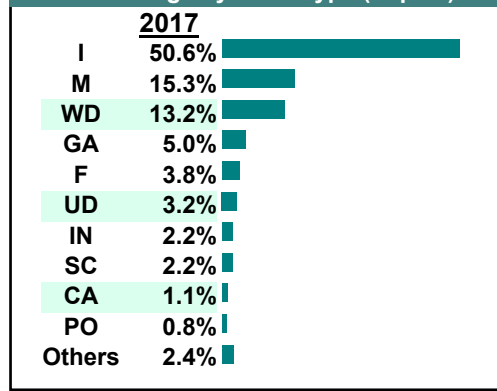
Calendared Filings with Top 12 Scheduled Times



% of Filings by Division




% of Filings by Case Type (Top 10)

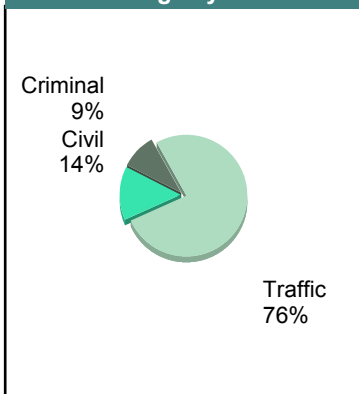


		Filings	Hearings	Transactions	Concluded	Cont
<u>Criminal</u>						
Capias	CA	1	12	12	6	6
Felony	F	42	75	75	19	56
Misdemeanor	M	58	139	141	69	72
Motion	MO	3	3	3	3	-
Show Cause	SC	6	13	13	8	5
Criminal Total		110	242	244	105	139
<u>Traffic</u>						
Capias	CA	13	28	28	12	16
Civil Violation	CV	1	5	5	2	3
Felony	F	1	2	2	1	1
Infraction	I	782	455	914	762	152
Misdemeanor	M	80	232	233	105	128
Motion	MO	2	2	2	2	-
Show Cause	SC	13	31	31	13	18
Traffic Total		892	755	1,215	897	318
<u>Civil</u>						
Abstract	AJ	1	0	1	1	-
Admin License	AL	7	1	7	6	1
Detinue	DT	6	5	7	3	4
Garnishment	GA	29	0	30	30	-
Impoundment	IM	4	0	4	4	-
Interrogatory	IN	3	4	4	0	4
Overweight	OC	1	0	1	1	-
Other	OT	3	0	3	3	-
Protective Order	PO	2	0	3	3	-
Prelim Prot Order	PP	5	0	5	5	-
Show Cause	SC	1	1	4	3	1
Unlawful Detainer	UD	22	20	26	23	3
Warrant in Debt	WD	81	71	99	82	17
Civil Total		165	102	194	164	30
Amherst Totals		1,167	1,099	1,653	1,166	487

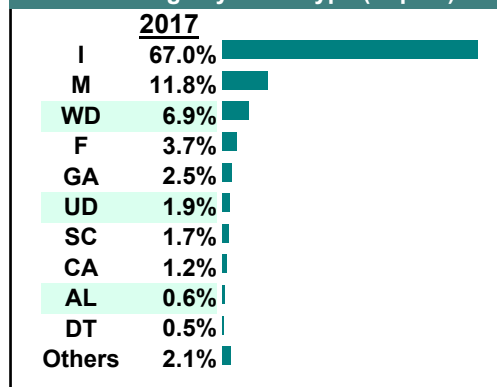
Calendared Filings with Top 12 Scheduled Times



% of Filings by Division



% of Filings by Case Type (Top 10)



CASELOAD STATISTICS OF THE GENERAL DISTRICT COURTS

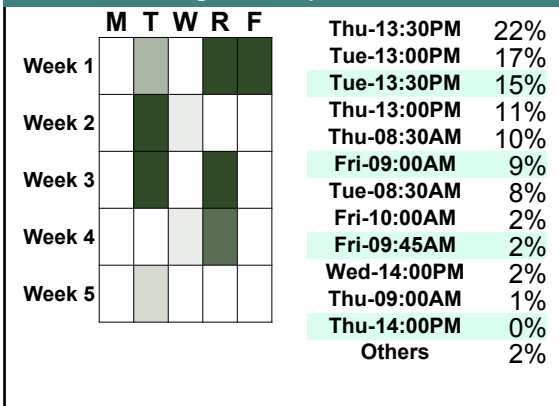
October 2017

Amherst

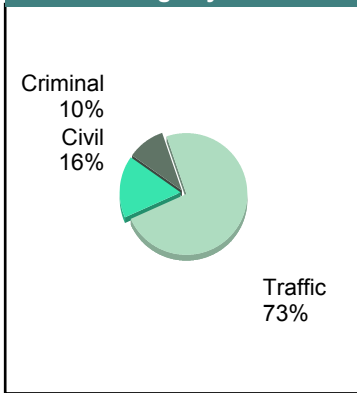
District: 24

		<u>Filings</u>	<u>Hearings</u>	<u>Transactions</u>	<u>Concluded</u>	<u>Cont</u>
<u>Criminal</u>						
Capias	CA	5	17	17	7	10
Felony	F	21	99	99	46	53
Misdemeanor	M	52	133	138	57	81
Motion	MO	6	7	7	6	1
Show Cause	SC	7	22	22	13	9
Criminal Total		91	278	283	129	154
<u>Traffic</u>						
Capias	CA	7	29	29	10	19
Civil Violation	CV	0	3	3	1	2
Felony	F	0	4	4	2	2
Infraction	I	555	421	718	586	132
Misdemeanor	M	80	222	222	81	141
Motion	MO	6	6	6	6	-
Show Cause	SC	9	32	32	13	19
Traffic Total		657	717	1,014	699	315
<u>Civil</u>						
Admin License	AL	4	0	4	4	-
Detinue	DT	8	7	12	9	3
Garnishment	GA	23	0	26	26	-
Interrogatory	IN	6	13	21	8	13
Other	OT	0	1	1	1	-
Protective Order	PO	8	1	9	8	1
Prelim Prot Order	PP	3	0	3	3	-
Show Cause	SC	16	20	27	8	19
Unlawful Detainer	UD	21	18	34	29	5
Warrant in Debt	WD	57	64	75	60	15
Civil Total		146	124	212	156	56
Amherst Totals		894	1,119	1,509	984	525

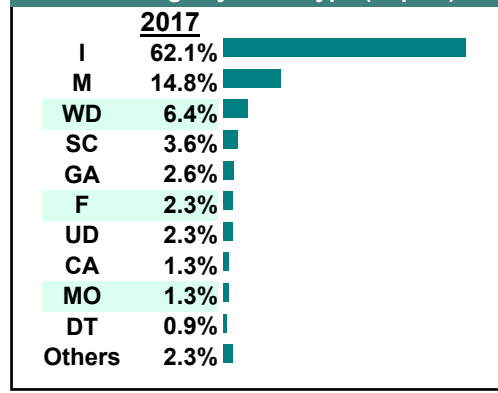
Calendared Filings with Top 12 Scheduled Times



% of Filings by Division




% of Filings by Case Type (Top 10)

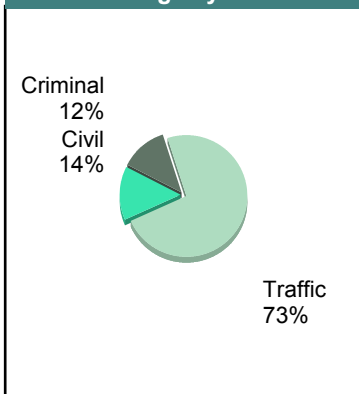


		Filings	Hearings	Transactions	Concluded	Cont
<u>Criminal</u>						
Capias	CA	9	17	17	5	12
Civil Violation	CV	2	4	4	2	2
Felony	F	39	88	88	26	62
Misdemeanor	M	89	179	188	88	100
Motion	MO	5	5	5	3	2
Show Cause	SC	16	28	28	17	11
Criminal Total		160	321	330	141	189
<u>Traffic</u>						
Capias	CA	4	18	18	2	16
Civil Violation	CV	3	9	9	3	6
Felony	F	2	6	6	4	2
Infraction	I	840	535	998	859	139
Misdemeanor	M	78	238	238	85	153
Motion	MO	5	5	5	5	-
Show Cause	SC	9	27	27	6	21
Traffic Total		941	838	1,301	964	337
<u>Civil</u>						
Admin License	AL	6	0	6	6	-
Capias	CA	1	0	1	1	-
Detinue	DT	23	17	23	17	6
Garnishment	GA	23	1	25	24	1
Interrogatory	IN	0	2	5	3	2
Motion for Judgment	MJ	0	1	1	1	-
Other	OT	1	1	1	0	1
Protective Order	PO	5	2	8	6	2
Prelim Prot Order	PP	10	0	10	10	-
Show Cause	SC	6	3	6	3	3
Unlawful Detainer	UD	24	22	31	23	8
Warrant in Debt	WD	83	87	107	78	29
Civil Total		182	136	224	172	52
Amherst Totals		1,283	1,295	1,855	1,277	578

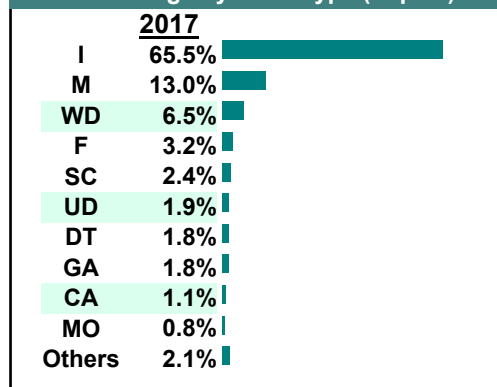
Calendared Filings with Top 12 Scheduled Times



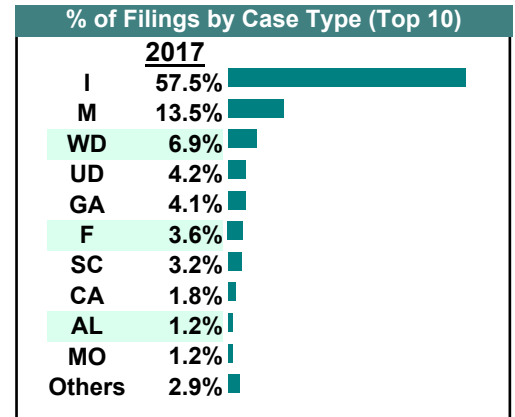
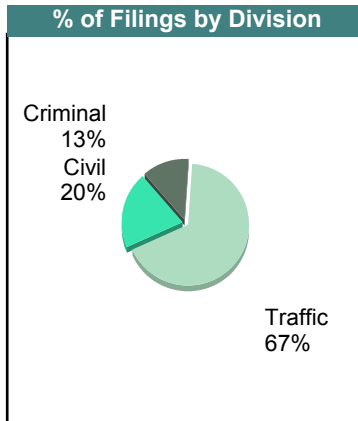
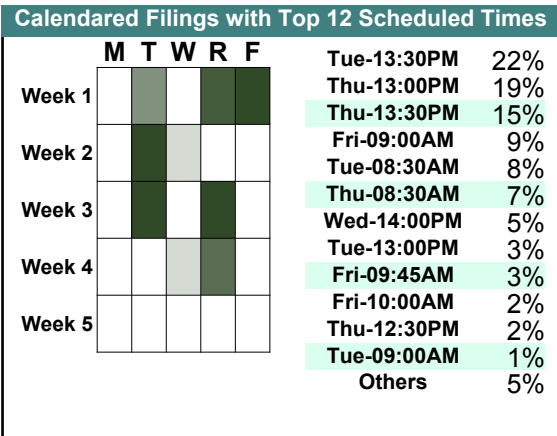
% of Filings by Division



% of Filings by Case Type (Top 10)




		<u>Filings</u>	<u>Hearings</u>	<u>Transactions</u>	<u>Concluded</u>	<u>Cont</u>
<u>Criminal</u>						
Capias	CA	8	21	21	6	15
Felony	F	33	96	96	33	63
Misdemeanor	M	59	154	155	62	93
Motion	MO	7	7	7	7	-
Show Cause	SC	12	25	25	11	14
Criminal Total		119	303	304	119	185
<u>Traffic</u>						
Capias	CA	9	27	27	15	12
Civil Violation	CV	1	6	6	3	3
Felony	F	1	5	5	1	4
Infraction	I	544	361	657	530	127
Misdemeanor	M	69	207	207	87	120
Motion	MO	4	4	4	4	-
Show Cause	SC	8	34	34	16	18
Traffic Total		636	644	940	656	284
<u>Civil</u>						
Admin License	AL	11	1	13	12	1
Detinue	DT	5	4	8	8	-
Garnishment	GA	39	4	40	36	4
Interrogatory	IN	10	14	25	11	14
Other	OT	1	0	1	1	-
Protective Order	PO	4	2	6	4	2
Prelim Prot Order	PP	6	0	6	6	-
Show Cause	SC	10	10	17	7	10
Unlawful Detainer	UD	40	34	46	35	11
Warrant in Debt	WD	65	65	82	62	20
Civil Total		191	134	244	182	62
Amherst Totals		946	1,081	1,488	957	531

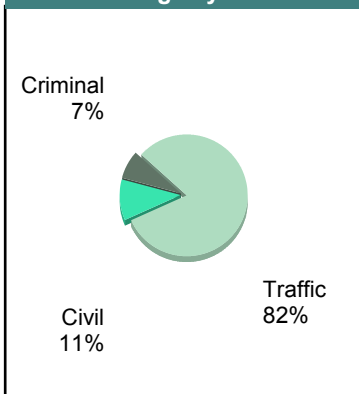


		Filings	Hearings	Transactions	Concluded	Cont
<u>Criminal</u>						
Capias	CA	4	13	13	3	10
Felony	F	23	107	107	58	49
Misdemeanor	M	57	124	126	44	82
Motion	MO	3	3	3	3	-
Show Cause	SC	7	16	16	6	10
Criminal Total		94	263	265	114	151
<u>Traffic</u>						
Capias	CA	5	20	20	5	15
Civil Violation	CV	1	4	4	1	3
Felony	F	6	8	8	2	6
Infraction	I	923	538	1,062	900	162
Misdemeanor	M	82	228	228	96	132
Motion	MO	6	6	6	6	-
Show Cause	SC	8	25	25	9	16
Traffic Total		1,031	829	1,353	1,019	334
<u>Civil</u>						
Admin License	AL	8	0	8	8	-
Detinue	DT	10	10	13	9	4
Garnishment	GA	39	1	39	38	1
Impoundment	IM	1	0	1	1	-
Interrogatory	IN	3	2	3	1	2
Motion for Judgment	MJ	0	1	1	0	1
Overweight	OC	1	0	1	1	-
Other	OT	1	0	1	1	-
Protective Order	PO	3	1	3	2	1
Prelim Prot Order	PP	3	0	3	3	-
Show Cause	SC	1	1	1	0	1
Unlawful Detainer	UD	21	20	25	13	12
Warrant in Debt	WD	47	46	60	46	14
Civil Total		138	82	159	123	36
Amherst Totals		1,263	1,174	1,777	1,256	521

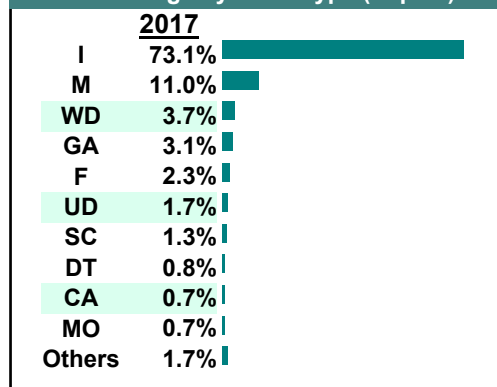
Calendared Filings with Top 12 Scheduled Times



% of Filings by Division



% of Filings by Case Type (Top 10)



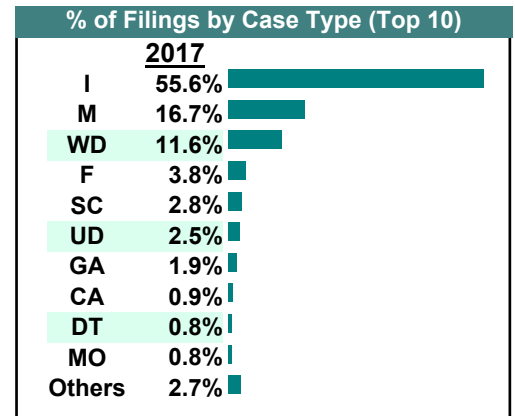
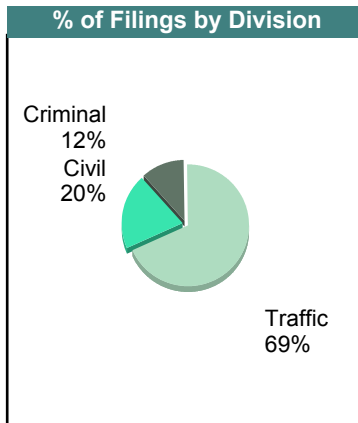
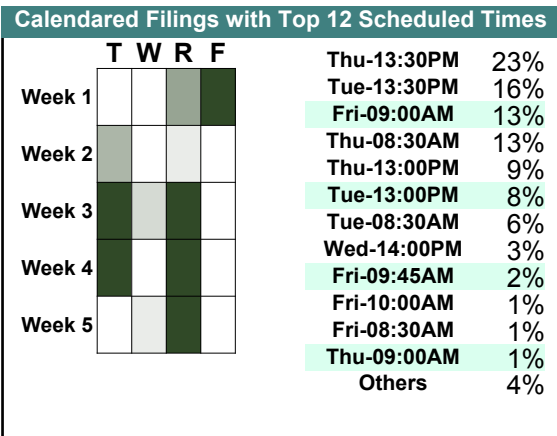
CASELOAD STATISTICS OF THE GENERAL DISTRICT COURTS

June 2017

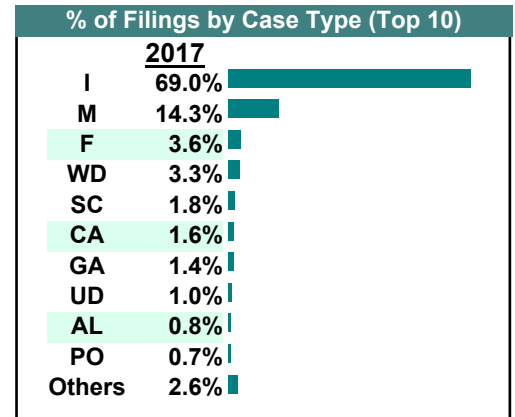
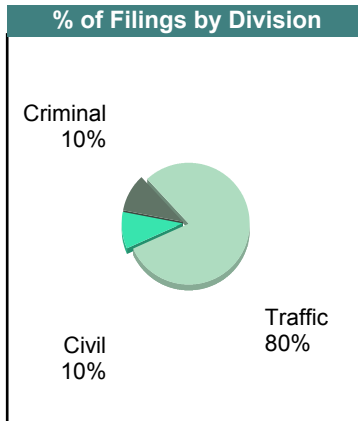
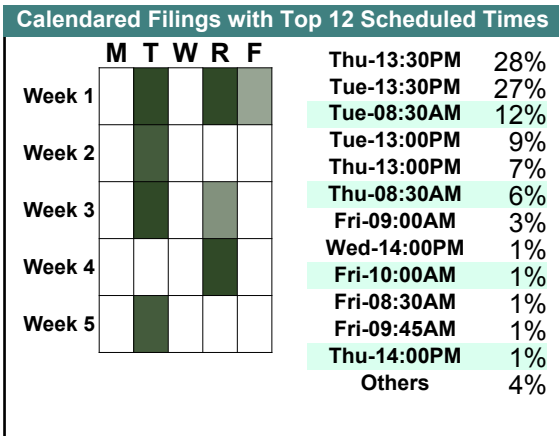
Amherst

District: 24

		<u>Filings</u>	<u>Hearings</u>	<u>Transactions</u>	<u>Concluded</u>	<u>Cont</u>
<u>Criminal</u>						
Capias	CA	5	13	13	4	9
Civil Violation	CV	1	1	1	1	-
Felony	F	38	119	119	38	81
Misdemeanor	M	66	165	168	69	99
Show Cause	SC	12	27	27	12	15
Criminal Total		122	325	328	124	204
<u>Traffic</u>						
Capias	CA	4	15	15	7	8
Civil Violation	CV	3	10	10	3	7
Felony	F	2	4	4	1	3
Infraction	I	586	389	703	578	125
Misdemeanor	M	110	261	261	112	149
Motion	MO	8	8	8	8	-
Show Cause	SC	9	26	26	9	17
Traffic Total		722	713	1,027	718	309
<u>Civil</u>						
Abstract	AJ	1	0	1	1	-
Admin License	AL	4	0	4	4	-
Capias	CA	1	0	1	1	-
Detinue	DT	8	6	10	7	3
Garnishment	GA	20	0	20	20	-
Impoundment	IM	3	0	3	3	-
Interrogatory	IN	7	15	22	7	15
Other	OT	2	0	2	2	-
Protective Order	PO	5	1	5	4	1
Prelim Prot Order	PP	2	0	2	2	-
Show Cause	SC	9	9	17	9	8
Unlawful Detainer	UD	26	22	29	26	3
Warrant in Debt	WD	122	123	148	118	30
Civil Total		210	176	264	204	60
Amherst Totals		1,054	1,214	1,619	1,046	573

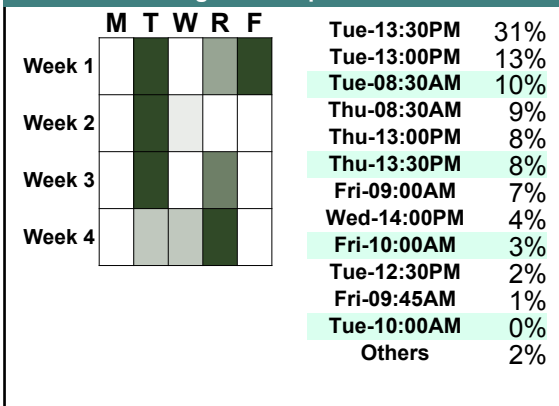


		<u>Filings</u>	<u>Hearings</u>	<u>Transactions</u>	<u>Concluded</u>	<u>Cont</u>
<u>Criminal</u>						
Capias	CA	8	14	14	4	10
Felony	F	48	101	101	31	70
Misdemeanor	M	71	170	170	64	106
Motion	MO	3	3	3	3	-
Show Cause	SC	7	17	17	7	10
Criminal Total		137	305	305	109	196
<u>Traffic</u>						
Capias	CA	10	39	39	13	26
Civil Violation	CV	1	2	2	0	2
Felony	F	0	3	3	1	2
Infraction	I	925	555	1,089	918	171
Misdemeanor	M	120	290	290	101	189
Motion	MO	5	5	5	5	-
Show Cause	SC	13	37	37	11	26
Traffic Total		1,074	931	1,465	1,049	416
<u>Civil</u>						
Admin License	AL	11	0	11	11	-
Capias	CA	3	0	4	4	-
Detinue	DT	1	0	1	1	-
Garnishment	GA	19	4	23	19	4
Impoundment	IM	3	0	3	3	-
Interrogatory	IN	7	5	15	10	5
Other	OT	6	3	8	5	3
Protective Order	PO	9	2	10	8	2
Prelim Prot Order	PP	9	0	9	9	-
Show Cause	SC	4	4	10	6	4
Unlawful Detainer	UD	13	12	14	13	1
Warrant in Debt	WD	44	44	59	46	13
Civil Total		129	74	167	135	32
Amherst Totals		1,340	1,310	1,937	1,293	644

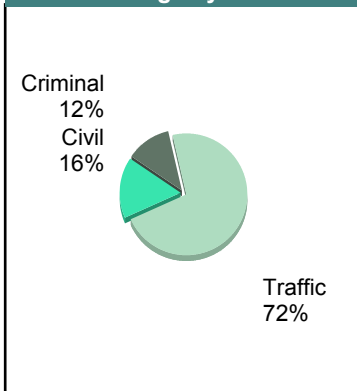


		<u>Filings</u>	<u>Hearings</u>	<u>Transactions</u>	<u>Concluded</u>	<u>Cont</u>
<u>Criminal</u>						
Capias	CA	4	11	11	3	8
Felony	F	64	119	119	21	98
Misdemeanor	M	42	105	105	35	70
Motion	MO	5	5	5	5	-
Show Cause	SC	8	22	22	6	16
Criminal Total		123	262	262	70	192
<u>Traffic</u>						
Capias	CA	6	22	22	5	17
Civil Violation	CV	5	11	11	4	7
Felony	F	1	3	3	1	2
Infraction	I	614	324	698	616	82
Misdemeanor	M	101	213	214	79	135
Motion	MO	5	5	5	5	-
Show Cause	SC	11	27	27	7	20
Traffic Total		743	605	980	717	263
<u>Civil</u>						
Admin License	AL	3	0	3	3	-
Detinue	DT	13	8	17	15	2
Garnishment	GA	25	1	25	24	1
Impoundment	IM	2	0	2	2	-
Interrogatory	IN	14	14	25	11	14
Motion for Judgment	MJ	0	0	1	1	-
Other	OT	2	0	3	3	-
Prelim Prot Order	PP	6	0	6	6	-
Show Cause	SC	9	5	12	7	5
Tenants Assertion	TA	0	0	1	1	-
Unlawful Detainer	UD	15	13	16	14	2
Warrant in Debt	WD	77	72	89	62	27
Civil Total		166	113	200	149	51
Amherst Totals		1,032	980	1,442	936	506

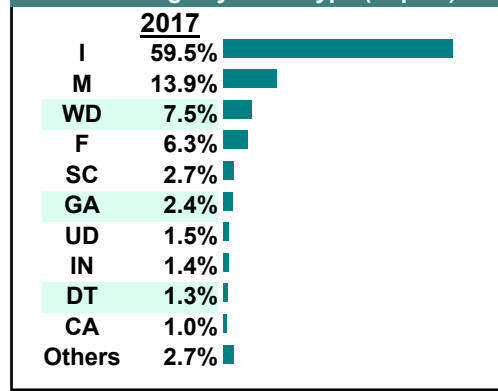
Calendared Filings with Top 12 Scheduled Times



% of Filings by Division



% of Filings by Case Type (Top 10)



CASELOAD STATISTICS OF THE GENERAL DISTRICT COURTS

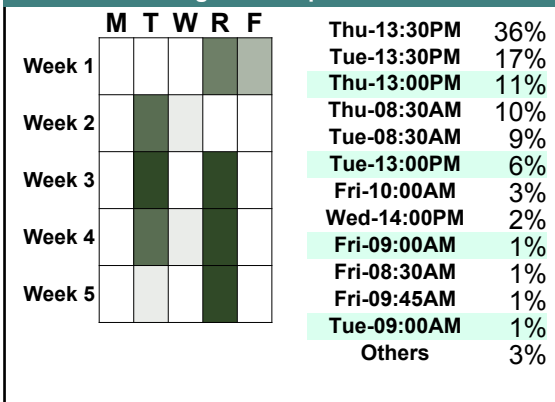
March 2017

Amherst

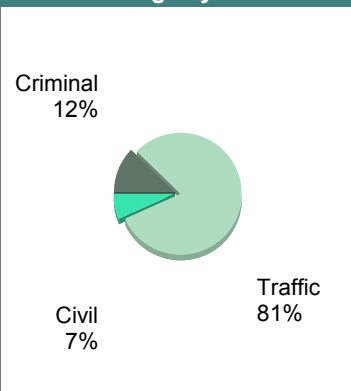
District: 24

		<u>Filings</u>	<u>Hearings</u>	<u>Transactions</u>	<u>Concluded</u>	<u>Cont</u>
<u>Criminal</u>						
Capias	CA	5	14	14	4	10
Felony	F	39	97	97	28	69
Misdemeanor	M	82	178	181	61	120
Motion	MO	7	7	7	7	-
Show Cause	SC	22	41	41	21	20
Criminal Total		155	337	340	121	219
<u>Traffic</u>						
Capias	CA	7	19	19	3	16
Civil Violation	CV	3	4	4	1	3
Felony	F	2	5	5	2	3
Infraction	I	883	483	1,007	848	159
Misdemeanor	M	122	269	269	82	187
Motion	MO	4	4	4	4	-
Show Cause	SC	8	21	21	8	13
Traffic Total		1,029	805	1,329	948	381
<u>Civil</u>						
Abstract	AJ	1	0	1	1	-
Admin License	AL	4	1	4	3	1
Detinue	DT	9	4	10	6	4
Garnishment	GA	12	0	12	12	-
Impoundment	IM	4	0	4	4	-
Motion for Judgment	MJ	1	2	2	0	2
Other	OT	4	1	4	3	1
Protective Order	PO	2	1	2	1	1
Show Cause	SC	1	1	1	0	1
Tenants Assertion	TA	1	1	1	0	1
Unlawful Detainer	UD	19	14	22	20	2
Warrant in Debt	WD	25	27	44	30	14
Civil Total		83	52	107	80	27
Amherst Totals		1,267	1,194	1,776	1,149	627

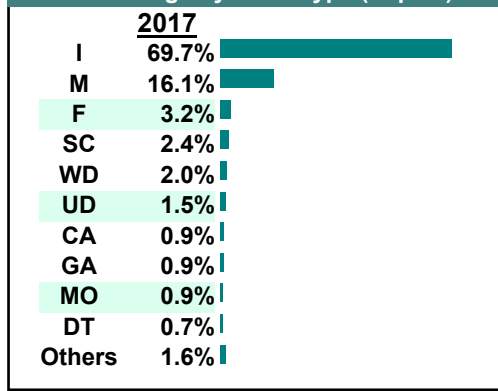
Calendared Filings with Top 12 Scheduled Times



% of Filings by Division

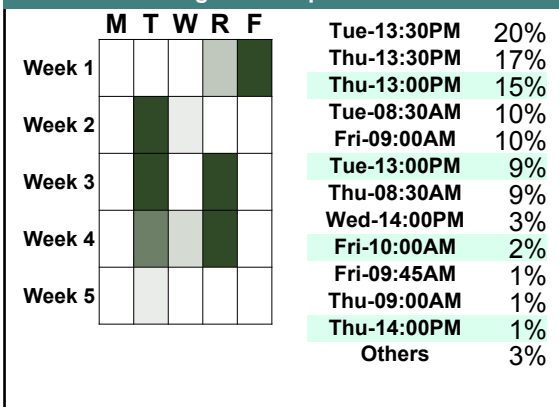


% of Filings by Case Type (Top 10)

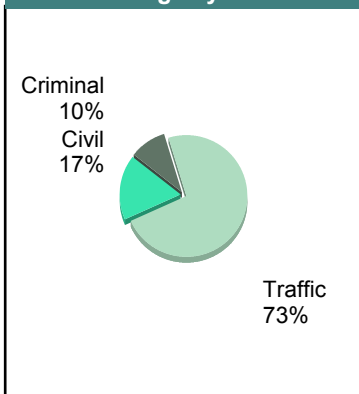


		<u>Filings</u>	<u>Hearings</u>	<u>Transactions</u>	<u>Concluded</u>	<u>Cont</u>
<u>Criminal</u>						
Capias	CA	5	19	19	8	11
Felony	F	29	80	80	32	48
Misdemeanor	M	38	114	115	57	58
Motion	MO	4	4	4	4	-
Show Cause	SC	9	18	18	10	8
Criminal Total		85	235	236	111	125
<u>Traffic</u>						
Capias	CA	6	19	19	4	15
Civil Violation	CV	4	7	7	0	7
Felony	F	2	6	6	4	2
Infraction	I	546	368	656	547	109
Misdemeanor	M	82	191	191	61	130
Motion	MO	2	2	2	2	-
Show Cause	SC	9	30	30	8	22
Traffic Total		651	623	911	626	285
<u>Civil</u>						
Admin License	AL	9	0	9	9	-
Capias	CA	3	1	3	2	1
Detinue	DT	4	2	6	6	-
Garnishment	GA	17	0	17	17	-
Impoundment	IM	3	0	3	3	-
Interrogatory	IN	20	15	28	13	15
Motion for Judgment	MJ	2	1	2	1	1
Other	OT	4	2	4	4	-
Protective Order	PO	4	1	4	3	-
Prelim Prot Order	PP	3	0	3	3	-
Show Cause	SC	6	7	10	3	7
Unlawful Detainer	UD	16	16	22	20	2
Warrant in Debt	WD	63	69	82	65	16
Civil Total		154	114	193	149	42
Amherst Totals		890	972	1,340	886	452

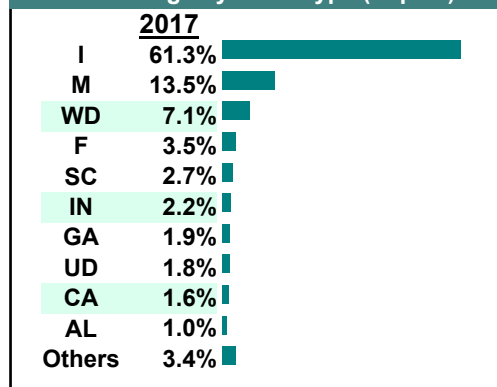
Calendared Filings with Top 12 Scheduled Times



% of Filings by Division



% of Filings by Case Type (Top 10)



CASELOAD STATISTICS OF THE GENERAL DISTRICT COURTS

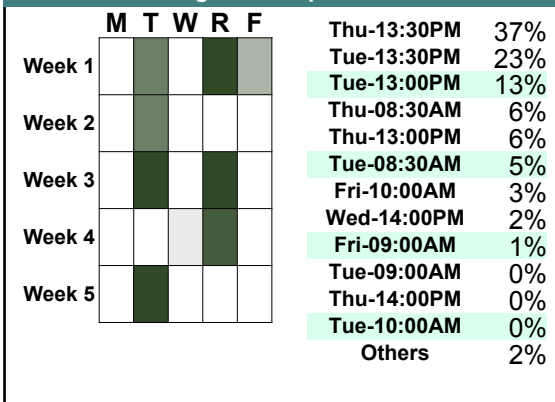
January 2017

Amherst

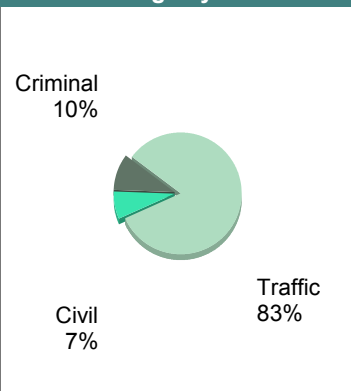
District: 24

		<u>Filings</u>	<u>Hearings</u>	<u>Transactions</u>	<u>Concluded</u>	<u>Cont</u>
<u>Criminal</u>						
Capias	CA	4	10	10	3	7
Civil Violation	CV	3	4	4	4	-
Felony	F	17	65	65	28	37
Misdemeanor	M	76	156	161	85	76
Motion	MO	4	4	4	4	-
Show Cause	SC	17	22	22	13	9
Criminal Total		121	261	266	137	129
<u>Traffic</u>						
Capias	CA	8	18	18	7	11
Civil Violation	CV	1	4	4	2	2
Felony	F	2	4	4	0	4
Infraction	I	916	545	1,069	928	141
Misdemeanor	M	99	240	240	105	135
Motion	MO	4	4	4	4	-
Show Cause	SC	8	34	34	13	21
Traffic Total		1,038	849	1,373	1,059	314
<u>Civil</u>						
Admin License	AL	2	0	2	2	-
Detinue	DT	6	7	10	7	3
Garnishment	GA	11	0	11	11	-
Impoundment	IM	3	0	3	3	-
Interrogatory	IN	1	3	4	1	3
Other	OT	2	0	2	2	-
Protective Order	PO	4	0	5	5	-
Prelim Prot Order	PP	7	0	8	8	-
Show Cause	SC	4	3	5	3	2
Unlawful Detainer	UD	21	18	27	22	5
Warrant in Debt	WD	31	31	44	38	6
Civil Total		92	62	121	102	19
Amherst Totals		1,251	1,172	1,760	1,298	462

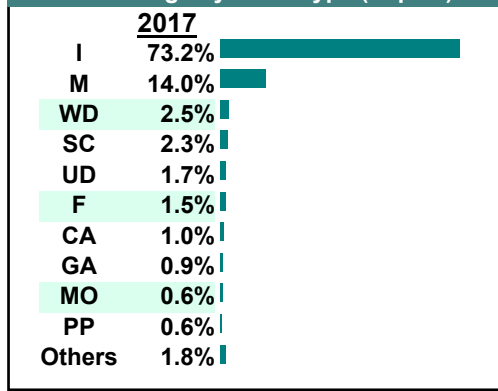
Calendared Filings with Top 12 Scheduled Times



% of Filings by Division



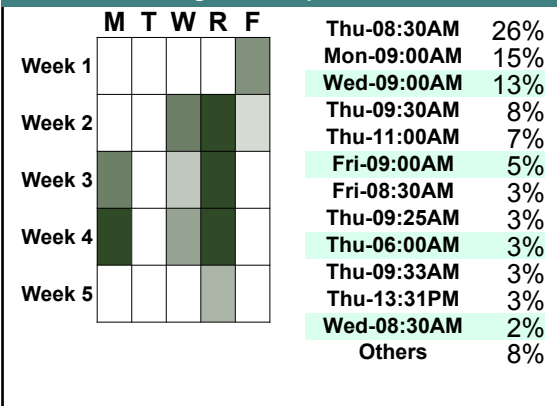
% of Filings by Case Type (Top 10)



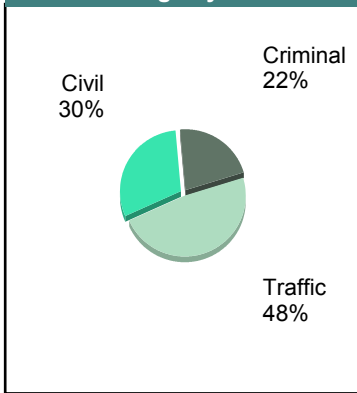
December 2017

		<u>Filings</u>	<u>Hearings</u>	<u>Transactions</u>	<u>Concluded</u>	<u>Cont</u>
<u>Criminal</u>						
Capias	CA	9	34	34	11	23
Civil Violation	CV	4	15	15	5	10
Felony	F	60	198	198	58	140
Misdemeanor	M	109	270	282	103	179
Show Cause	SC	31	45	45	25	20
Criminal Total		213	562	574	202	372
<u>Traffic</u>						
Capias	CA	3	20	20	8	12
Felony	F	2	4	4	0	4
Infraction	I	333	351	456	317	139
Misdemeanor	M	113	261	261	76	185
Show Cause	SC	19	29	29	10	19
Traffic Total		470	665	770	411	359
<u>Civil</u>						
Admin License	AL	14	0	14	14	-
Detinue	DT	8	9	12	11	1
Garnishment	GA	71	22	80	58	22
Impoundment	IM	6	0	6	6	-
Interrogatory	IN	7	7	20	13	7
Other	OT	18	4	24	20	4
Protective Order	PO	7	4	10	6	3
Prelim Prot Order	PP	5	1	6	5	1
Petition-Restore Arms	PR	0	0	1	1	-
Show Cause	SC	0	1	1	0	1
Unlawful Detainer	UD	32	27	36	26	10
Warrant in Debt	WD	128	152	178	127	51
Civil Total		296	227	388	287	100
Bedford Totals		979	1,454	1,732	900	831

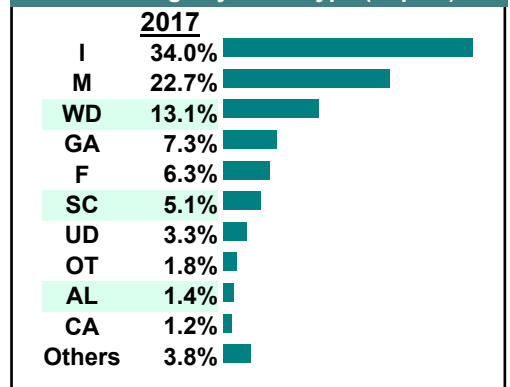
Calendared Filings with Top 12 Scheduled Times



% of Filings by Division

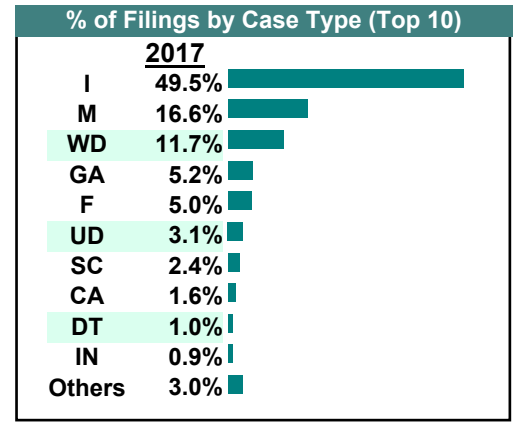
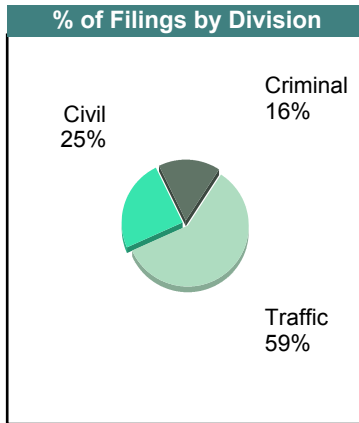
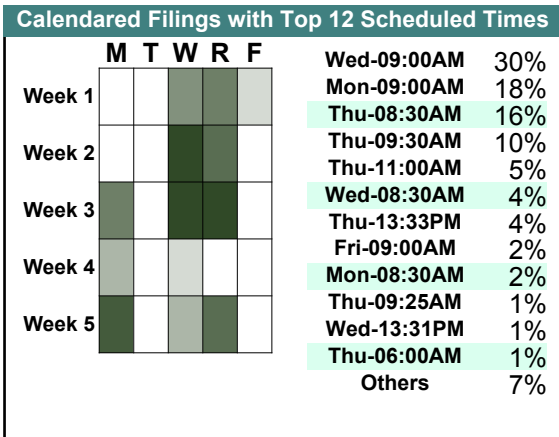


% of Filings by Case Type (Top 10)



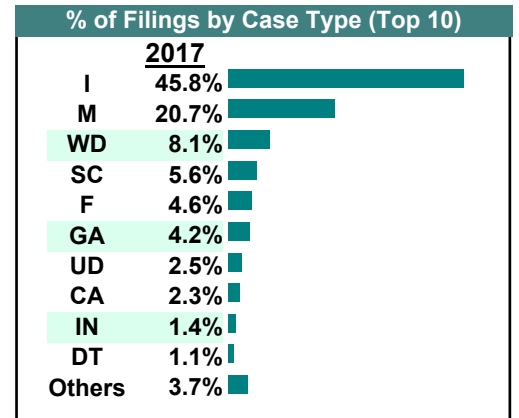
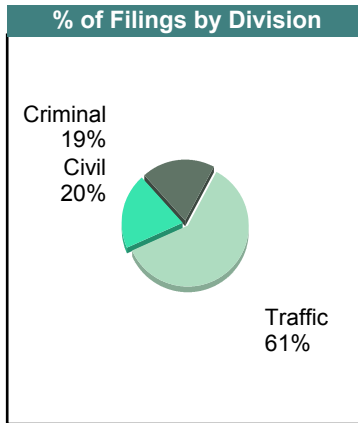
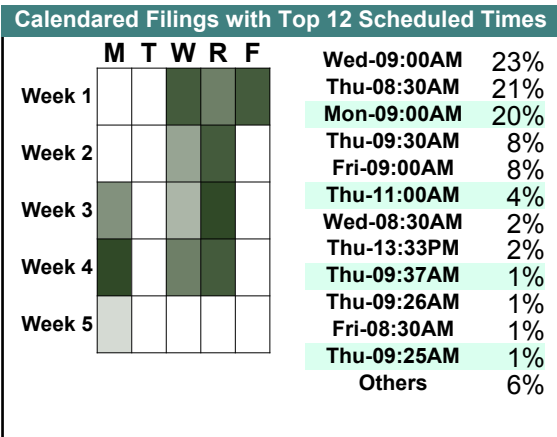
November 2017

		<u>Filings</u>	<u>Hearings</u>	<u>Transactions</u>	<u>Concluded</u>	<u>Cont</u>
<u>Criminal</u>						
Capias	CA	7	31	31	13	17
Civil Violation	CV	6	10	10	3	7
Felony	F	61	214	214	50	164
Misdemeanor	M	120	387	396	176	219
Show Cause	SC	12	28	28	14	14
Criminal Total		206	670	679	256	421
<u>Traffic</u>						
Capias	CA	13	43	43	10	33
Felony	F	3	7	7	2	5
Infraction	I	630	554	800	634	165
Misdemeanor	M	92	309	309	110	199
Show Cause	SC	17	42	42	18	24
Traffic Total		755	955	1,201	774	426
<u>Civil</u>						
Admin License	AL	9	0	9	9	-
Detinue	DT	13	8	14	12	2
Garnishment	GA	66	17	88	71	17
Impoundment	IM	2	0	2	2	-
Interrogatory	IN	11	9	12	3	9
Other	OT	8	4	11	7	4
Protective Order	PO	5	3	12	9	3
Prelim Prot Order	PP	5	0	5	5	-
Petition-Restore Arms	PR	2	1	2	1	1
Show Cause	SC	2	2	2	1	1
Tenants Assertion	TA	1	0	1	1	-
Unlawful Detainer	UD	40	33	45	37	8
Warrant in Debt	WD	149	166	213	147	66
Civil Total		313	243	416	305	111
Bedford Totals		1,274	1,868	2,296	1,335	958



October 2017

		<u>Filings</u>	<u>Hearings</u>	<u>Transactions</u>	<u>Concluded</u>	<u>Cont</u>
<u>Criminal</u>						
Capias	CA	16	41	41	19	22
Civil Violation	CV	9	12	13	8	5
Felony	F	53	235	235	44	191
Misdemeanor	M	109	336	343	129	214
Show Cause	SC	40	72	72	43	29
Criminal Total		227	696	704	243	461
<u>Traffic</u>						
Capias	CA	11	37	37	12	25
Civil Violation	CV	1	1	1	1	-
Felony	F	1	2	2	1	1
Infraction	I	540	509	681	542	139
Misdemeanor	M	135	310	310	113	197
Show Cause	SC	26	46	46	22	24
Traffic Total		714	905	1,077	691	386
<u>Civil</u>						
Abstract	AJ	1	0	1	1	-
Admin License	AL	6	0	6	6	-
Detinue	DT	13	7	18	16	2
Garnishment	GA	49	19	71	52	19
Impoundment	IM	4	0	4	4	-
Interrogatory	IN	16	15	33	18	15
Other	OT	8	5	11	6	4
Protective Order	PO	11	7	14	7	7
Prelim Prot Order	PP	4	0	5	5	-
Show Cause	SC	0	0	1	1	-
Unlawful Detainer	UD	30	23	34	32	2
Warrant in Debt	WD	95	112	148	99	49
Civil Total		237	188	346	247	98
Bedford Totals		1,178	1,789	2,127	1,181	945



CASELOAD STATISTICS OF THE GENERAL DISTRICT COURTS

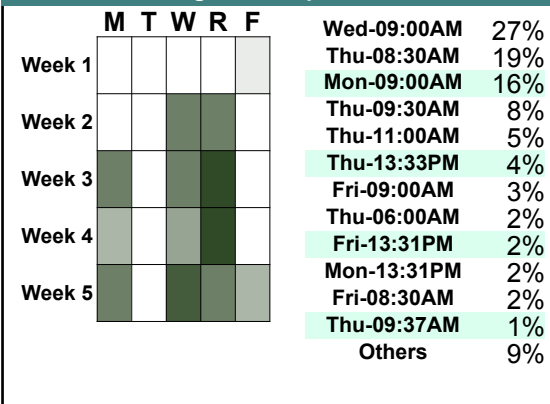
September 2017

Bedford

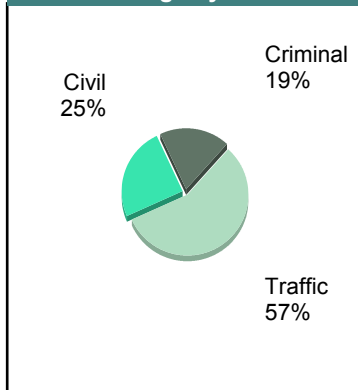
District: 24

		<u>Filings</u>	<u>Hearings</u>	<u>Transactions</u>	<u>Concluded</u>	<u>Cont</u>
<u>Criminal</u>						
Capias	CA	15	52	52	18	34
Civil Violation	CV	7	17	18	10	8
Felony	F	41	179	179	44	135
Misdemeanor	M	161	470	490	166	324
Show Cause	SC	40	54	54	35	19
Criminal Total		264	772	793	273	520
<u>Traffic</u>						
Capias	CA	10	40	40	15	25
Infraction	I	625	511	784	610	174
Misdemeanor	M	142	355	355	125	230
Show Cause	SC	23	37	37	15	22
Traffic Total		800	943	1,216	765	451
<u>Civil</u>						
Abstract	AJ	3	0	3	3	-
Admin License	AL	6	0	6	6	-
Detinue	DT	18	16	21	17	4
Garnishment	GA	70	22	95	73	22
Impoundment	IM	19	0	19	19	-
Interrogatory	IN	14	11	29	18	11
Other	OT	11	2	12	11	1
Protective Order	PO	5	4	9	5	4
Prelim Prot Order	PP	12	1	14	13	1
Show Cause	SC	0	2	2	0	2
Unlawful Detainer	UD	42	36	55	46	9
Warrant in Debt	WD	151	167	216	147	69
Civil Total		351	261	481	358	123
Bedford Totals		1,415	1,976	2,490	1,396	1,094

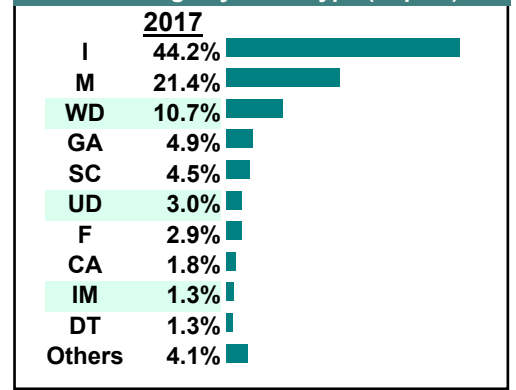
Calendar Filings with Top 12 Scheduled Times



% of Filings by Division

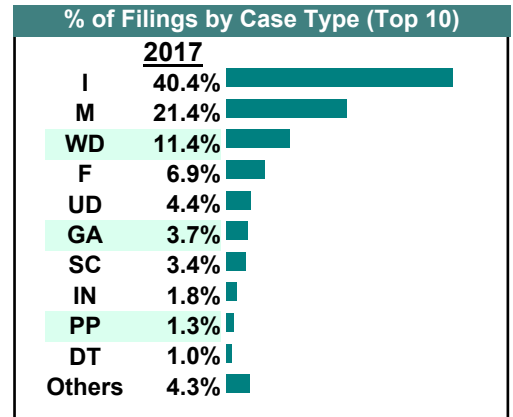
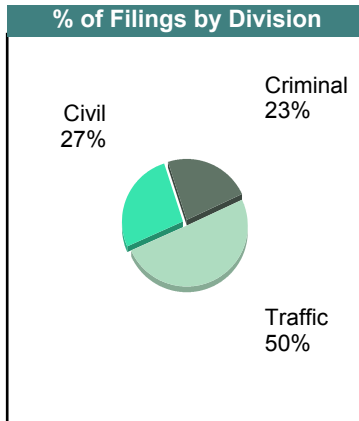
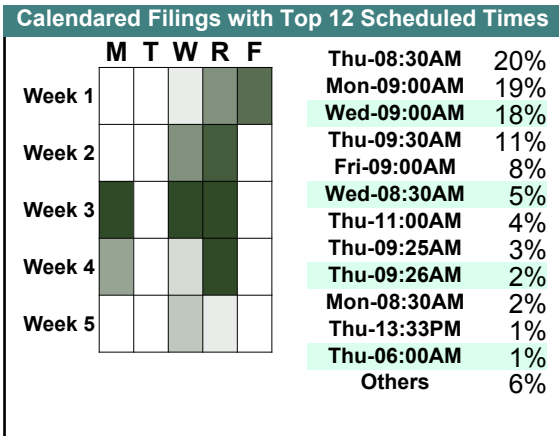


% of Filings by Case Type (Top 10)



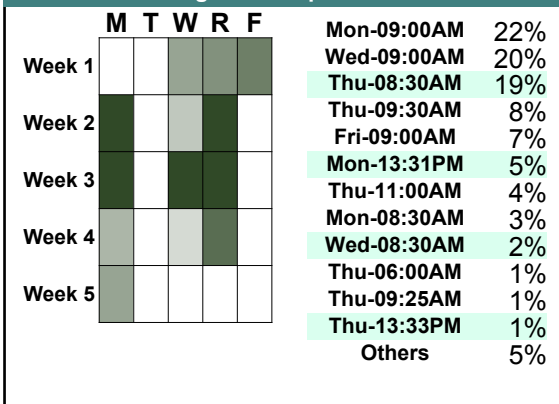
August 2017

		<u>Filings</u>	<u>Hearings</u>	<u>Transactions</u>	<u>Concluded</u>	<u>Cont</u>
<u>Criminal</u>						
Capias	CA	5	29	29	8	21
Civil Violation	CV	9	13	14	6	8
Felony	F	87	228	228	39	189
Misdemeanor	M	172	328	349	121	228
Show Cause	SC	23	35	35	19	16
Criminal Total		296	633	655	193	462
<u>Traffic</u>						
Capias	CA	4	30	30	10	20
Felony	F	1	6	6	2	4
Infraction	I	519	459	659	502	157
Misdemeanor	M	103	242	242	73	169
Show Cause	SC	20	36	36	18	18
Traffic Total		647	773	973	605	368
<u>Civil</u>						
Abstract	AJ	3	0	3	3	-
Admin License	AL	8	0	8	8	-
Detinue	DT	13	6	16	12	4
Garnishment	GA	48	20	58	38	20
Impoundment	IM	5	0	5	5	-
Interrogatory	IN	23	17	39	22	17
Other	OT	10	2	10	8	2
Protective Order	PO	11	6	17	11	6
Prelim Prot Order	PP	17	4	21	17	4
Show Cause	SC	1	1	1	0	1
Unlawful Detainer	UD	56	45	66	51	15
Warrant in Debt	WD	146	151	198	134	64
Civil Total		341	252	442	309	133
Bedford Totals		1,284	1,658	2,070	1,107	963

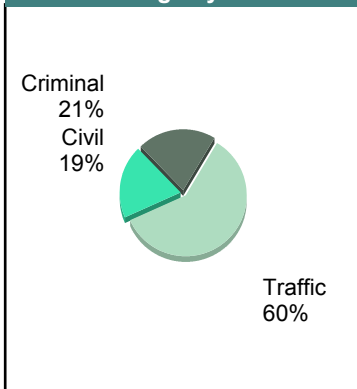


		<u>Filings</u>	<u>Hearings</u>	<u>Transactions</u>	<u>Concluded</u>	<u>Cont</u>
<u>Criminal</u>						
Capias	CA	14	50	50	13	37
Civil Violation	CV	5	8	10	9	1
Felony	F	78	178	178	39	139
Misdemeanor	M	147	373	384	163	221
Show Cause	SC	19	52	52	28	24
Criminal Total		263	661	674	252	422
<u>Traffic</u>						
Capias	CA	12	41	41	10	31
Civil Violation	CV	1	1	1	1	-
Felony	F	0	1	1	0	1
Infraction	I	625	505	753	597	156
Misdemeanor	M	98	249	249	77	172
Show Cause	SC	12	27	27	9	18
Traffic Total		748	824	1,072	694	378
<u>Civil</u>						
Abstract	AJ	1	0	1	1	-
Admin License	AL	11	0	11	11	-
Detinue	DT	10	7	11	7	4
Garnishment	GA	55	8	62	54	8
Impoundment	IM	5	0	5	5	-
Interrogatory	IN	7	9	13	4	9
Overweight	OC	1	0	1	1	-
Other	OT	8	1	9	9	-
Protective Order	PO	4	5	12	7	5
Prelim Prot Order	PP	7	0	9	9	-
Show Cause	SC	1	0	1	1	-
Unlawful Detainer	UD	38	34	51	48	3
Warrant in Debt	WD	96	114	143	93	50
Civil Total		244	178	329	250	79
Bedford Totals		1,255	1,663	2,075	1,196	879

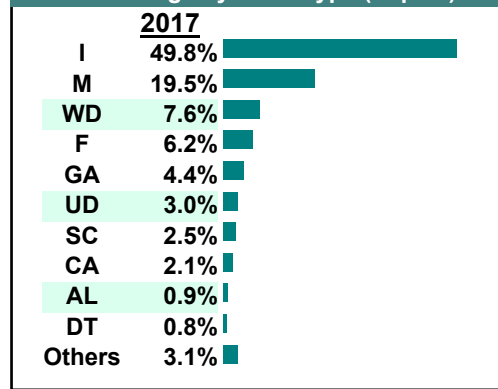
Calendared Filings with Top 12 Scheduled Times



% of Filings by Division

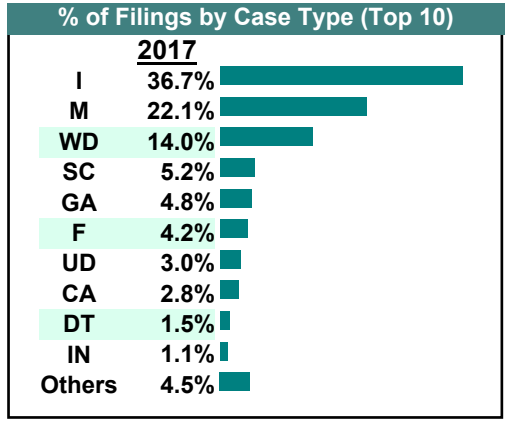
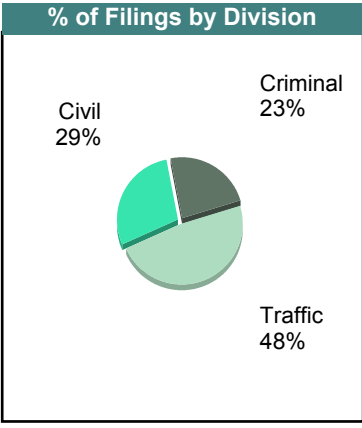
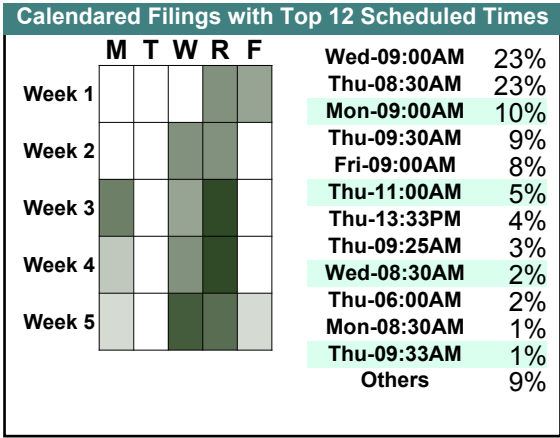


% of Filings by Case Type (Top 10)



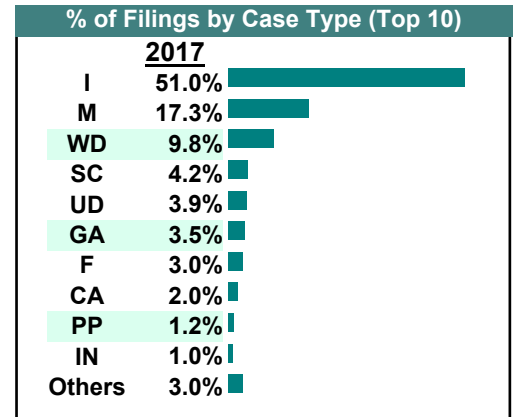
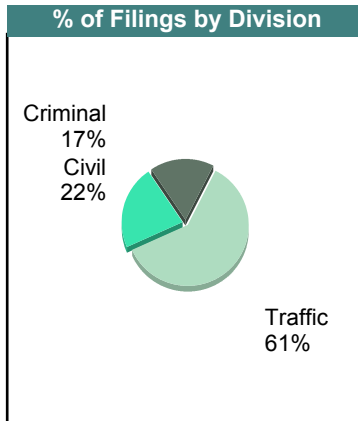
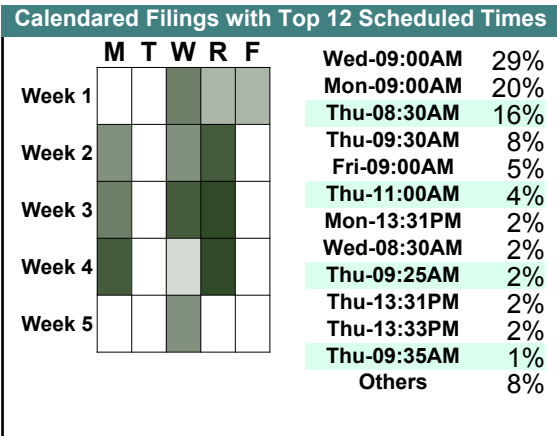
June 2017

		<u>Filings</u>	<u>Hearings</u>	<u>Transactions</u>	<u>Concluded</u>	<u>Cont</u>
<u>Criminal</u>						
Capias	CA	20	44	44	12	32
Civil Violation	CV	3	12	12	2	10
Felony	F	51	189	189	57	132
Misdemeanor	M	184	433	443	127	316
Show Cause	SC	34	52	52	26	26
Criminal Total		292	730	740	224	516
<u>Traffic</u>						
Capias	CA	15	38	38	10	28
Felony	F	2	4	4	1	3
Infraction	I	462	407	592	415	177
Misdemeanor	M	95	268	268	96	172
Show Cause	SC	32	49	49	25	24
Traffic Total		606	766	951	547	404
<u>Civil</u>						
Abstract	AJ	2	0	2	2	-
Admin License	AL	10	0	10	10	-
Detinue	DT	19	10	21	19	2
Garnishment	GA	60	10	71	61	10
Impoundment	IM	10	0	10	10	-
Interrogatory	IN	14	14	26	12	14
Overweight	OC	1	0	1	1	-
Other	OT	10	3	11	8	3
Protective Order	PO	10	8	16	8	8
Prelim Prot Order	PP	11	6	15	9	6
Unlawful Detainer	UD	38	34	55	46	9
Warrant in Debt	WD	177	170	234	178	56
Civil Total		362	255	472	364	108
Bedford Totals		1,260	1,751	2,163	1,135	1,028



May 2017

		<u>Filings</u>	<u>Hearings</u>	<u>Transactions</u>	<u>Concluded</u>	<u>Cont</u>
<u>Criminal</u>						
Capias	CA	14	33	33	11	22
Civil Violation	CV	4	13	13	4	9
Felony	F	37	160	160	29	131
Misdemeanor	M	117	349	360	110	250
Show Cause	SC	38	65	65	44	21
Criminal Total		210	620	631	198	433
<u>Traffic</u>						
Capias	CA	11	46	46	11	35
Felony	F	0	4	4	2	2
Infraction	I	633	553	797	647	150
Misdemeanor	M	98	297	297	102	195
Show Cause	SC	14	30	30	17	13
Traffic Total		756	930	1,174	779	395
<u>Civil</u>						
Abstract	AJ	1	0	1	1	-
Admin License	AL	9	0	9	9	-
Detinue	DT	7	2	7	7	-
Garnishment	GA	44	12	58	46	12
Impoundment	IM	1	0	1	1	-
Interrogatory	IN	13	13	30	17	13
Other	OT	4	0	6	6	-
Protective Order	PO	11	7	14	7	7
Prelim Prot Order	PP	15	4	19	15	4
Petition-Restore Arms	PR	0	0	1	1	-
Unlawful Detainer	UD	49	49	53	36	17
Warrant in Debt	WD	121	123	151	111	40
Civil Total		275	210	350	257	93
Bedford Totals		1,241	1,760	2,155	1,234	921



April 2017

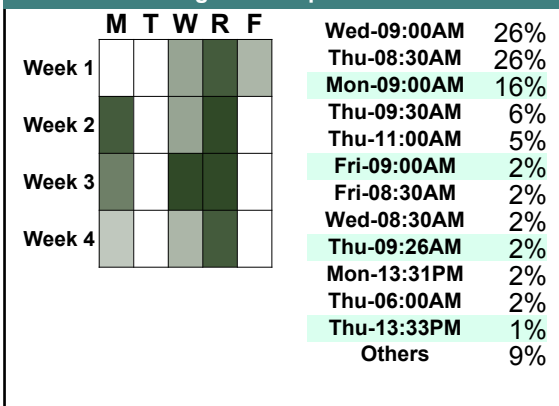
		Filings	Hearings	Transactions	Concluded	Cont
<u>Criminal</u>						
Capias	CA	10	36	36	15	21
Civil Violation	CV	5	9	9	2	7
Felony	F	63	159	159	29	130
Misdemeanor	M	166	330	333	74	259
Show Cause	SC	37	52	52	26	26
Criminal Total		281	586	589	146	443

		Filings	Hearings	Transactions	Concluded	Cont
<u>Traffic</u>						
Capias	CA	17	45	45	11	34
Felony	F	3	5	5	1	4
Infraction	I	542	449	661	517	144
Misdemeanor	M	86	238	238	73	165
Show Cause	SC	16	27	27	15	12
Traffic Total		664	764	976	617	359

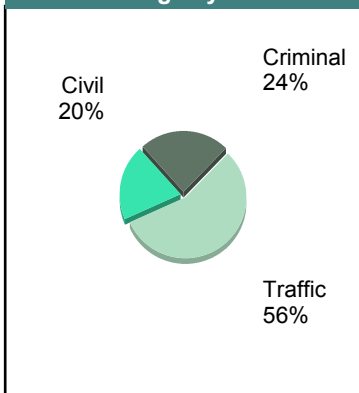
		Filings	Hearings	Transactions	Concluded	Cont
<u>Civil</u>						
Admin License	AL	9	0	9	9	-
Bond Forfeiture	BF	0	1	1	1	-
Detinue	DT	1	2	2	2	-
Garnishment	GA	55	12	60	48	12
Impoundment	IM	9	0	9	9	-
Interrogatory	IN	22	18	33	15	18
Other	OT	8	1	10	9	1
Protective Order	PO	9	4	11	7	4
Prelim Prot Order	PP	9	1	10	9	1
Petition-Restore Arms	PR	1	1	1	0	1
Unlawful Detainer	UD	24	20	29	23	6
Warrant in Debt	WD	90	98	133	87	46
Civil Total		237	158	308	219	89

Bedford Totals		1,182	1,508	1,873	982	891
-----------------------	--	--------------	--------------	--------------	------------	------------

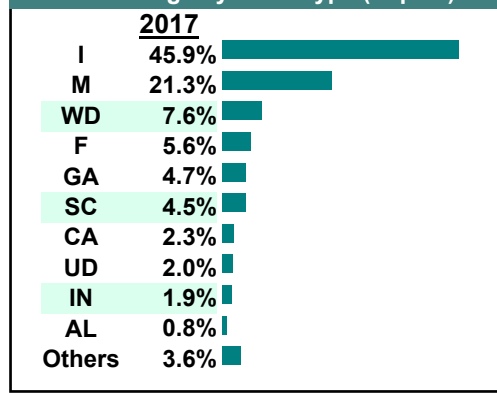
Calendared Filings with Top 12 Scheduled Times



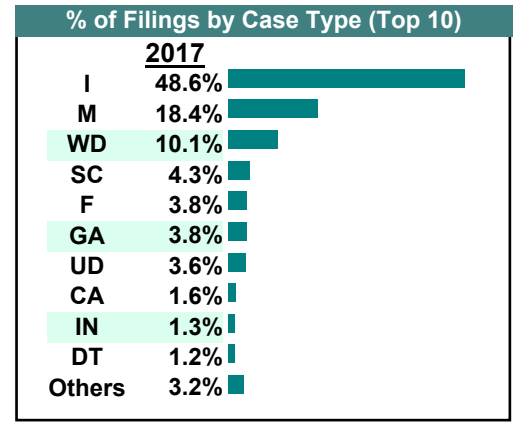
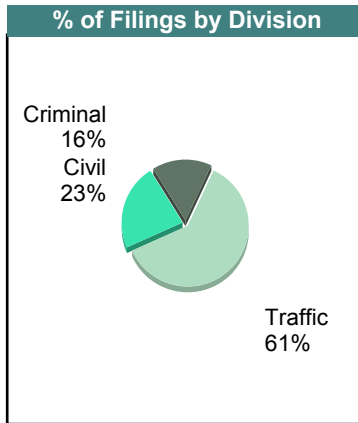
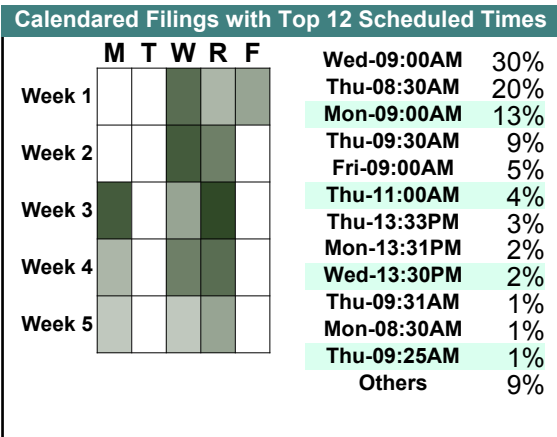
% of Filings by Division



% of Filings by Case Type (Top 10)

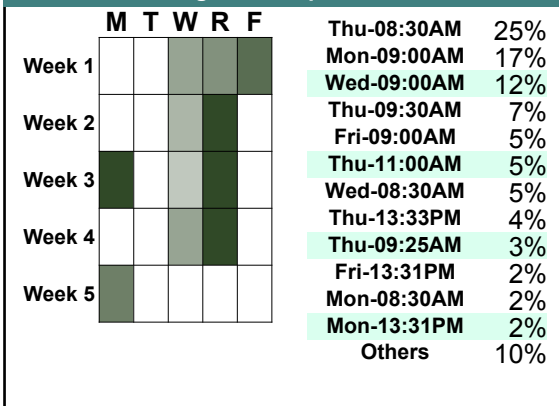


		<u>Filings</u>	<u>Hearings</u>	<u>Transactions</u>	<u>Concluded</u>	<u>Cont</u>
<u>Criminal</u>						
Capias	CA	10	49	49	13	36
Civil Violation	CV	5	8	8	5	3
Felony	F	48	166	166	56	110
Misdemeanor	M	112	332	332	122	210
Show Cause	SC	31	48	48	31	17
Criminal Total		206	603	603	227	376
<u>Traffic</u>						
Capias	CA	11	36	36	7	29
Civil Violation	CV	2	1	2	2	-
Felony	F	2	7	7	3	4
Infraction	I	632	575	809	637	172
Misdemeanor	M	128	330	330	134	196
Show Cause	SC	23	33	33	17	16
Traffic Total		798	982	1,217	800	417
<u>Civil</u>						
Abstract	AJ	2	0	2	2	-
Admin License	AL	8	0	8	8	-
Detinue	DT	16	8	17	17	-
Garnishment	GA	49	7	58	51	7
Impoundment	IM	1	0	1	1	-
Interrogatory	IN	17	11	28	17	11
Other	OT	10	5	14	9	5
Protective Order	PO	7	4	8	4	4
Prelim Prot Order	PP	6	2	8	6	2
Show Cause	SC	2	0	2	2	-
Unlawful Detainer	UD	47	30	59	50	9
Warrant in Debt	WD	132	144	184	131	53
Civil Total		297	211	389	298	91
Bedford Totals		1,301	1,796	2,209	1,325	884

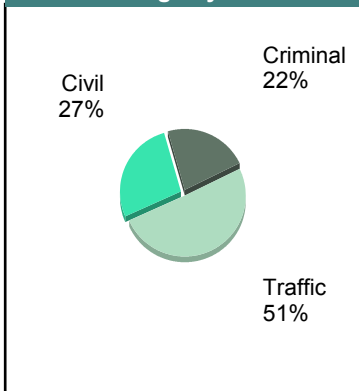


		<u>Filings</u>	<u>Hearings</u>	<u>Transactions</u>	<u>Concluded</u>	<u>Cont</u>
<u>Criminal</u>						
Capias	CA	17	40	40	12	28
Civil Violation	CV	4	12	12	5	7
Felony	F	33	130	130	27	103
Misdemeanor	M	135	286	294	133	161
Show Cause	SC	26	44	44	26	18
Criminal Total		215	512	520	203	317
<u>Traffic</u>						
Capias	CA	10	29	29	10	19
Felony	F	3	11	11	4	7
Infraction	I	350	352	463	325	138
Misdemeanor	M	104	227	227	69	158
Show Cause	SC	20	34	34	15	19
Traffic Total		487	653	764	423	341
<u>Civil</u>						
Admin License	AL	9	0	9	9	-
Bond Forfeiture	BF	0	1	1	0	1
Detinue	DT	12	9	16	14	2
Garnishment	GA	51	12	71	59	12
Impoundment	IM	8	0	8	8	-
Interrogatory	IN	15	11	29	18	11
Other	OT	7	1	8	7	1
Protective Order	PO	7	2	8	6	2
Prelim Prot Order	PP	5	3	6	3	3
Show Cause	SC	0	0	1	1	-
Unlawful Detainer	UD	33	17	37	33	4
Warrant in Debt	WD	115	134	170	120	50
Civil Total		262	190	364	278	86
Bedford Totals		964	1,355	1,648	904	744

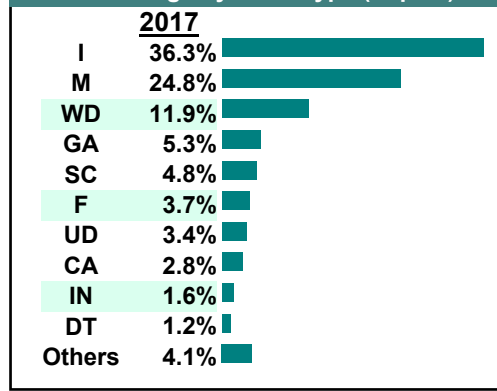
Calendared Filings with Top 12 Scheduled Times



% of Filings by Division

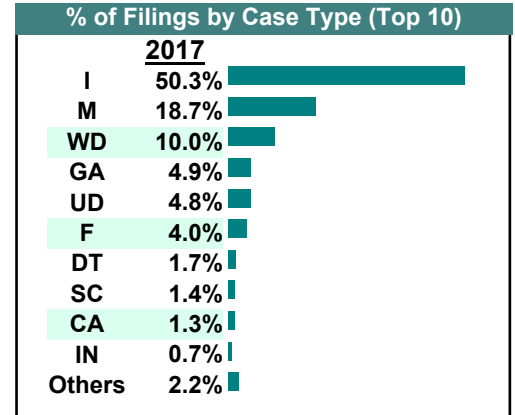
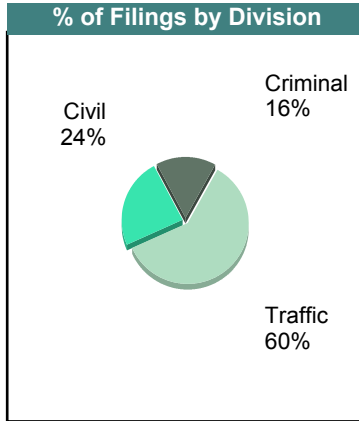
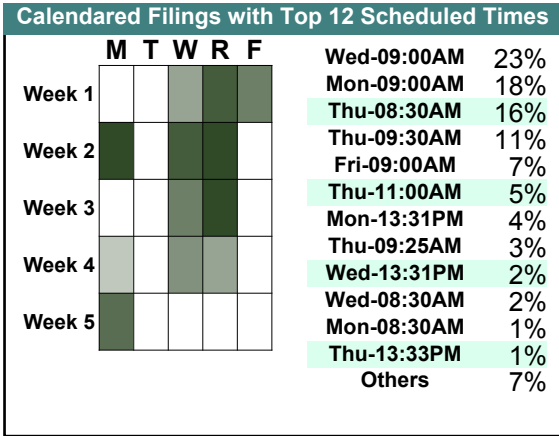


% of Filings by Case Type (Top 10)

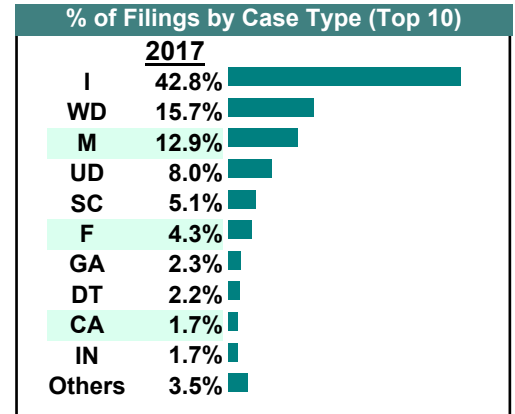
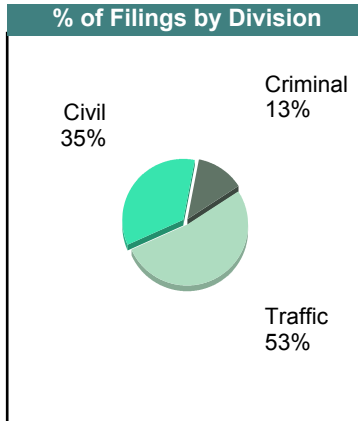
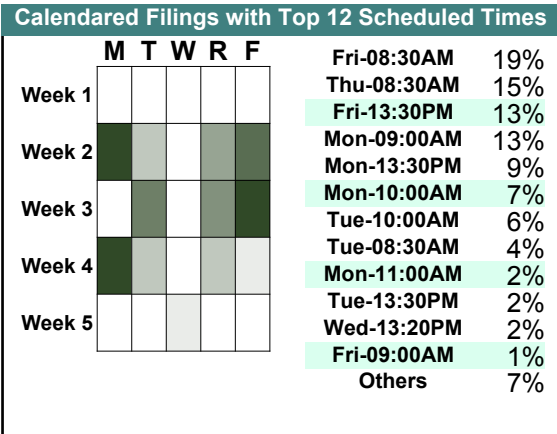


January 2017

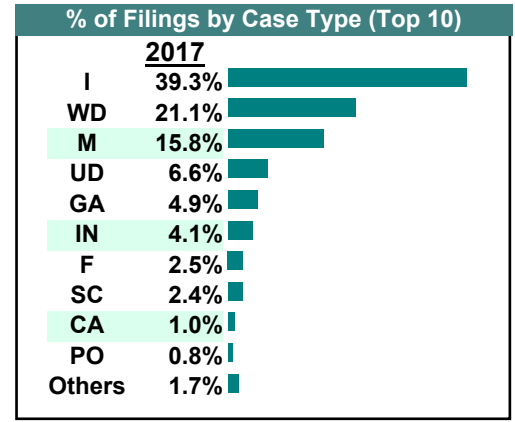
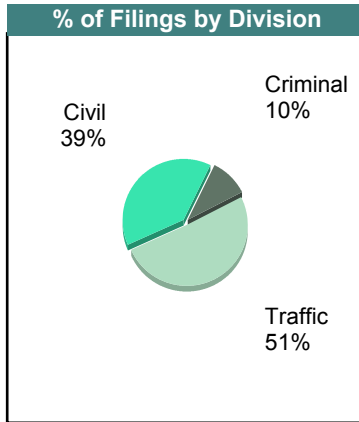
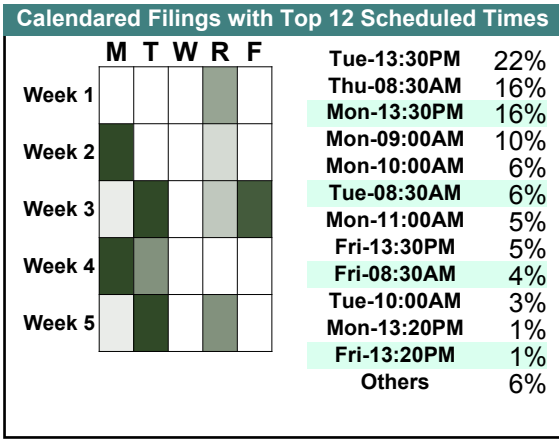
		<u>Filings</u>	<u>Hearings</u>	<u>Transactions</u>	<u>Concluded</u>	<u>Cont</u>
<u>Criminal</u>						
Capias	CA	11	35	35	11	24
Civil Violation	CV	4	9	9	3	6
Felony	F	55	163	163	59	104
Misdemeanor	M	144	341	350	162	188
Show Cause	SC	12	27	27	13	14
Criminal Total		226	575	584	248	336
<u>Traffic</u>						
Capias	CA	8	26	26	6	20
Civil Violation	CV	2	2	2	2	-
Felony	F	2	4	4	2	2
Infraction	I	722	604	883	753	130
Misdemeanor	M	124	269	269	114	155
Show Cause	SC	8	17	17	11	6
Traffic Total		866	922	1,201	888	313
<u>Civil</u>						
Admin License	AL	9	0	9	9	-
Detinue	DT	24	21	31	24	7
Garnishment	GA	70	18	87	69	18
Impoundment	IM	4	0	4	4	-
Interrogatory	IN	10	10	16	6	10
Other	OT	1	2	3	1	2
Protective Order	PO	5	1	8	7	1
Prelim Prot Order	PP	7	0	7	7	-
Show Cause	SC	0	1	1	0	1
Unlawful Detainer	UD	69	55	80	70	10
Warrant in Debt	WD	143	145	192	148	44
Civil Total		342	253	438	345	93
Bedford Totals		1,434	1,750	2,223	1,481	742



		Filings	Hearings	Transactions	Concluded	Cont
<u>Criminal</u>						
Capias	CA	6	17	17	5	12
Civil Violation	CV	1	2	2	0	2
Felony	F	31	111	111	22	89
Misdemeanor	M	50	171	171	55	116
Motion	MO	2	2	2	2	-
Show Cause	SC	15	32	32	16	16
Criminal Total		105	335	335	100	235
<u>Traffic</u>						
Capias	CA	6	15	15	4	11
Felony	F	5	14	14	5	9
Infraction	I	355	286	435	373	62
Misdemeanor	M	57	188	189	93	96
Restricted O/L	RL	1	1	1	1	-
Show Cause	SC	12	28	28	15	13
Traffic Total		436	532	682	491	191
<u>Civil</u>						
Admin License	AL	8	0	8	8	-
Bond Forfeiture	BF	1	1	1	0	1
Capias	CA	2	1	3	2	1
Detinue	DT	18	16	19	12	7
Garnishment	GA	19	1	22	21	1
Impoundment	IM	2	0	2	2	-
Interrogatory	IN	14	16	43	27	16
Other	OT	3	2	3	1	2
Protective Order	PO	5	1	5	4	1
Prelim Prot Order	PP	6	1	7	6	1
Show Cause	SC	15	7	24	17	7
Unlawful Detainer	UD	66	52	70	63	7
Warrant in Debt	WD	130	140	189	145	44
Civil Total		289	238	396	308	88
Campbell Totals		830	1,105	1,413	899	514



		<u>Filings</u>	<u>Hearings</u>	<u>Transactions</u>	<u>Concluded</u>	<u>Cont</u>
<u>Criminal</u>						
Capias	CA	4	23	23	9	14
Civil Violation	CV	0	5	5	1	4
Felony	F	20	89	89	15	74
Misdemeanor	M	56	157	158	50	108
Motion	MO	4	4	4	4	-
Show Cause	SC	11	18	18	9	9
Criminal Total		95	296	297	88	209
<u>Traffic</u>						
Capias	CA	5	18	18	5	13
Felony	F	3	8	8	2	6
Infraction	I	364	311	460	375	85
Misdemeanor	M	90	210	210	83	127
Show Cause	SC	9	24	24	5	19
Traffic Total		471	571	720	470	250
<u>Civil</u>						
Admin License	AL	5	1	6	5	1
Bond Forfeiture	BF	1	1	2	1	1
Detinue	DT	1	7	16	16	-
Garnishment	GA	45	4	48	44	4
Interrogatory	IN	38	15	40	25	15
Protective Order	PO	7	2	9	7	2
Prelim Prot Order	PP	5	0	5	5	-
Show Cause	SC	2	2	2	0	2
Unlawful Detainer	UD	61	50	64	56	8
Warrant in Debt	WD	195	177	258	219	39
Civil Total		360	259	450	378	72
Campbell Totals		926	1,126	1,467	936	531



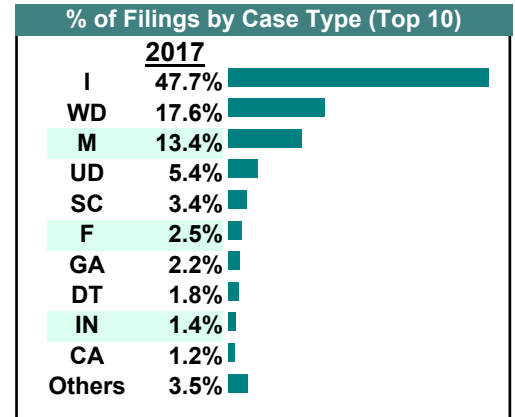
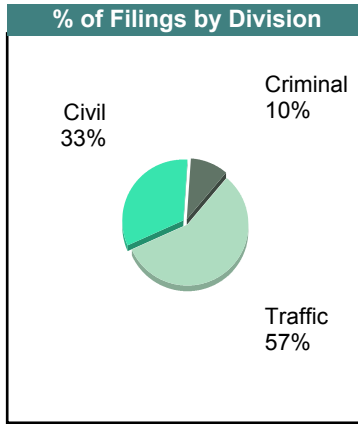
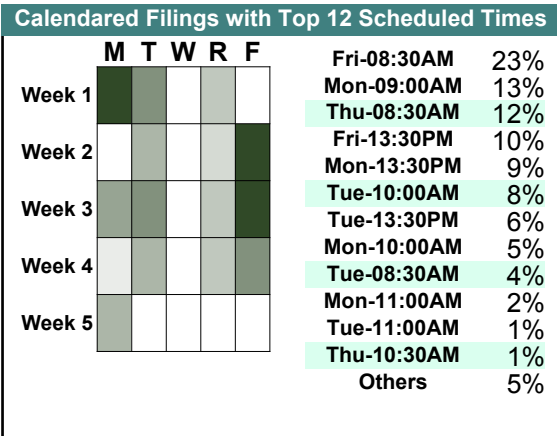
CASELOAD STATISTICS OF THE GENERAL DISTRICT COURTS

October 2017

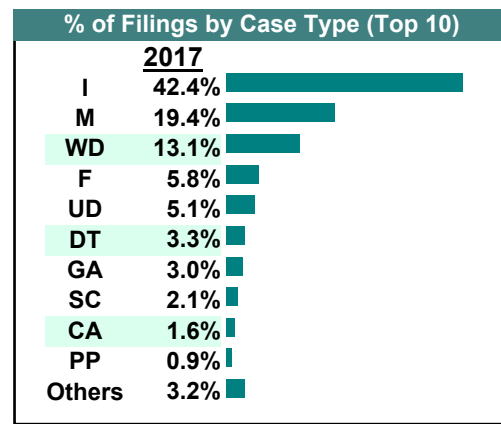
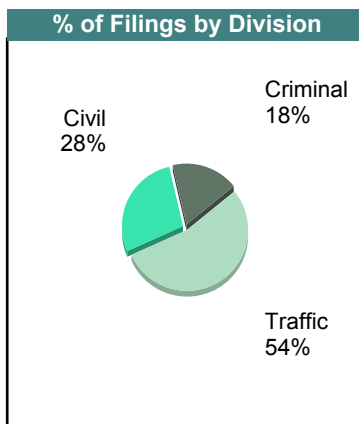
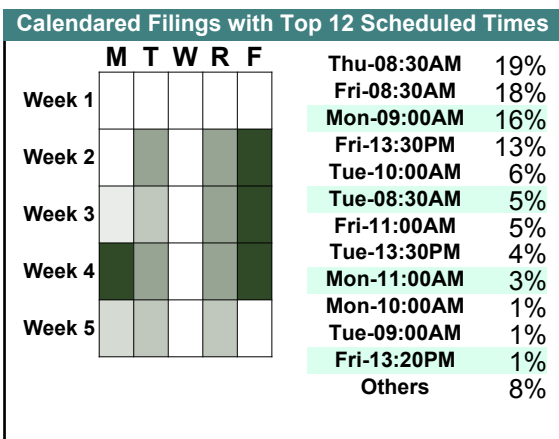
Campbell

District: 24

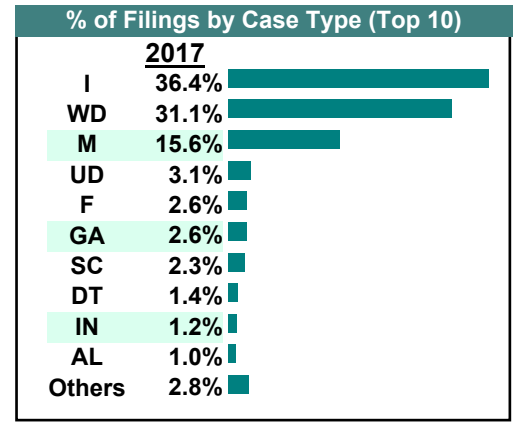
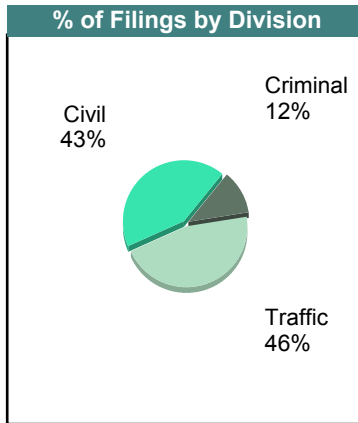
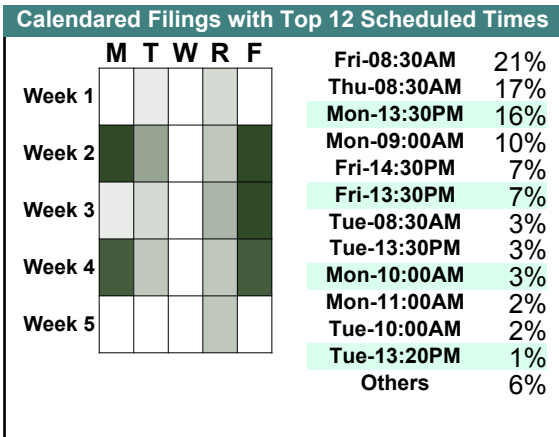
		<u>Filings</u>	<u>Hearings</u>	<u>Transactions</u>	<u>Concluded</u>	<u>Cont</u>
<u>Criminal</u>						
Capias	CA	6	36	36	18	18
Civil Violation	CV	0	4	4	0	4
Felony	F	31	141	141	46	95
Misdemeanor	M	64	232	234	104	130
Motion	MO	6	6	6	6	-
Show Cause	SC	17	39	39	23	16
Criminal Total		124	458	460	197	263
<u>Traffic</u>						
Capias	CA	5	23	23	5	18
Felony	F	0	10	10	7	3
Infraction	I	597	477	724	604	120
Misdemeanor	M	104	252	252	102	150
Motion	MO	1	1	1	1	-
Show Cause	SC	9	25	25	7	18
Traffic Total		716	788	1,035	726	309
<u>Civil</u>						
Abstract	AJ	2	0	2	2	-
Admin License	AL	8	0	8	8	-
Capias	CA	4	1	4	3	1
Counter Claim	CC	0	0	2	2	-
Detinue	DT	23	20	30	17	13
Garnishment	GA	27	2	31	29	2
Impoundment	IM	1	0	1	1	-
Interrogatory	IN	17	20	43	23	20
Other	OT	2	2	6	4	2
Protective Order	PO	11	3	15	12	3
Prelim Prot Order	PP	12	0	12	12	-
Petition-Restore Arms	PR	1	0	1	1	-
Show Cause	SC	17	7	23	16	7
Unlawful Detainer	UD	67	48	72	68	4
Warrant in Debt	WD	220	212	324	268	56
Civil Total		412	315	574	466	108
Campbell Totals		1,252	1,561	2,069	1,389	680



		<u>Filings</u>	<u>Hearings</u>	<u>Transactions</u>	<u>Concluded</u>	<u>Cont</u>
<u>Criminal</u>						
Capias	CA	9	31	31	3	28
Civil Violation	CV	2	4	5	1	4
Felony	F	50	103	103	27	76
Misdemeanor	M	92	245	248	107	141
Motion	MO	3	3	3	3	-
Show Cause	SC	14	32	32	14	18
Criminal Total		170	418	422	155	267
<u>Traffic</u>						
Capias	CA	6	19	19	4	15
Felony	F	6	18	18	4	14
Infraction	I	407	365	528	425	103
Misdemeanor	M	94	210	210	75	135
Restricted O/L	RL	1	1	1	1	-
Show Cause	SC	6	24	24	6	18
Traffic Total		520	637	800	515	285
<u>Civil</u>						
Abstract	AJ	1	0	1	1	-
Admin License	AL	8	0	9	9	-
Bond Forfeiture	BF	1	1	5	5	-
Counter Claim	CC	1	1	1	0	1
Detinue	DT	32	31	38	29	9
Garnishment	GA	29	4	35	31	4
Impoundment	IM	1	0	1	1	-
Interrogatory	IN	6	5	6	1	5
Other	OT	2	0	2	2	-
Protective Order	PO	4	1	7	6	1
Prelim Prot Order	PP	9	0	9	9	-
Petition-Restore Arms	PR	1	0	1	1	-
Unlawful Detainer	UD	49	35	49	47	2
Warrant in Debt	WD	126	107	174	128	46
Civil Total		270	185	338	270	68
Campbell Totals		960	1,240	1,560	940	620

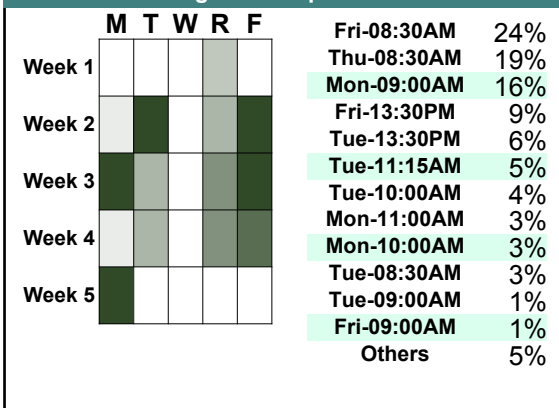


		<u>Filings</u>	<u>Hearings</u>	<u>Transactions</u>	<u>Concluded</u>	<u>Cont</u>
<u>Criminal</u>						
Capias	CA	7	29	29	9	20
Civil Violation	CV	3	5	5	2	3
Felony	F	32	111	112	51	61
Misdemeanor	M	103	228	229	69	160
Motion	MO	6	6	6	6	-
Show Cause	SC	9	29	29	11	18
Criminal Total		160	408	410	148	262
<u>Traffic</u>						
Capias	CA	6	15	15	6	9
Felony	F	3	13	13	3	10
Infraction	I	498	411	576	428	148
Misdemeanor	M	110	238	238	84	154
Show Cause	SC	10	27	27	12	15
Traffic Total		627	704	869	533	336
<u>Civil</u>						
Abstract	AJ	1	0	1	1	-
Admin License	AL	14	0	14	14	-
Bond Forfeiture	BF	2	1	3	2	1
Counter Claim	CC	1	1	1	0	1
Detinue	DT	19	14	22	16	6
Garnishment	GA	35	7	39	32	7
Interrogatory	IN	16	17	34	17	17
Protective Order	PO	7	2	7	5	2
Prelim Prot Order	PP	6	0	6	6	-
Show Cause	SC	12	4	16	12	4
Unlawful Detainer	UD	43	32	44	44	-
Warrant in Debt	WD	426	370	494	360	134
Civil Total		582	448	681	509	172
Campbell Totals		1,369	1,560	1,960	1,190	770

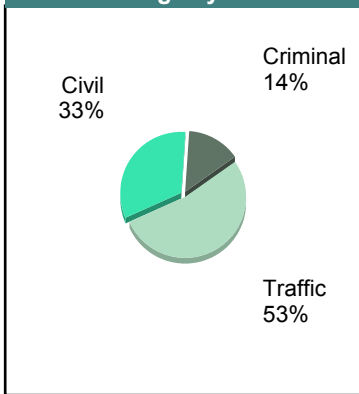


		Filings	Hearings	Transactions	Concluded	Cont
<u>Criminal</u>						
Capias	CA	11	19	19	6	13
Civil Violation	CV	0	3	3	2	1
Felony	F	24	93	93	24	69
Misdemeanor	M	75	198	198	53	145
Motion	MO	1	1	1	1	-
Show Cause	SC	16	32	32	15	17
Criminal Total		127	346	346	101	245
<u>Traffic</u>						
Capias	CA	2	10	10	3	7
Felony	F	5	11	11	5	6
Infraction	I	382	290	440	369	71
Misdemeanor	M	85	183	183	78	105
Show Cause	SC	4	14	14	2	12
Traffic Total		478	508	658	457	201
<u>Civil</u>						
Admin License	AL	7	2	8	6	2
Bond Forfeiture	BF	2	2	3	1	2
Counter Claim	CC	2	0	2	2	-
Detinue	DT	14	11	16	12	4
Garnishment	GA	34	3	39	36	3
Interrogatory	IN	1	1	1	0	1
Other	OT	1	0	1	1	-
Protective Order	PO	3	0	4	4	-
Prelim Prot Order	PP	6	0	6	6	-
Petition-Restore Arms	PR	0	0	1	1	-
Unlawful Detainer	UD	73	57	83	77	6
Warrant in Debt	WD	152	131	186	149	37
Civil Total		295	207	350	295	55
Campbell Totals		900	1,061	1,354	853	501

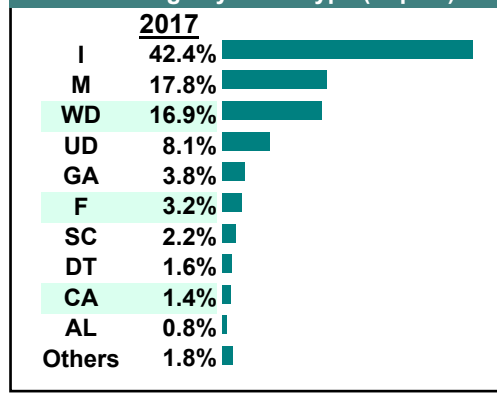
Calendared Filings with Top 12 Scheduled Times



% of Filings by Division



% of Filings by Case Type (Top 10)



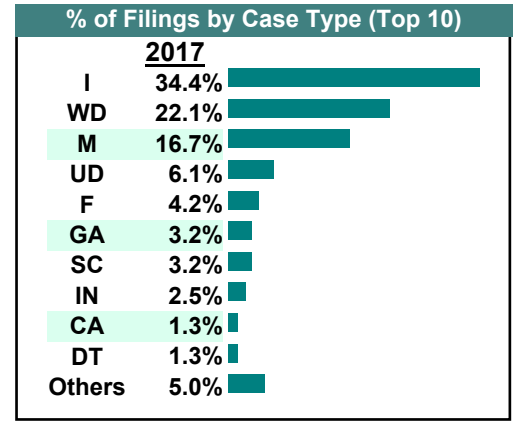
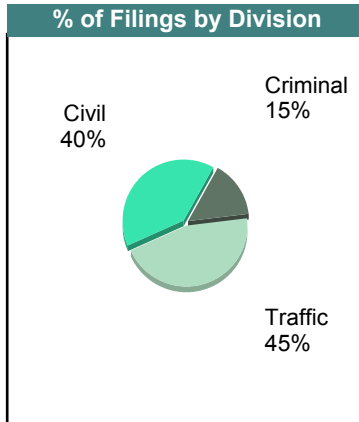
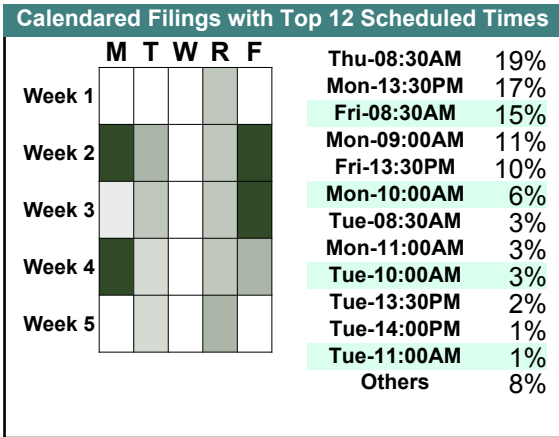
CASELOAD STATISTICS OF THE GENERAL DISTRICT COURTS

June 2017

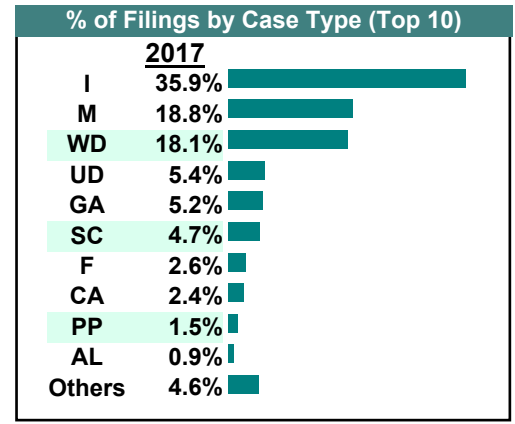
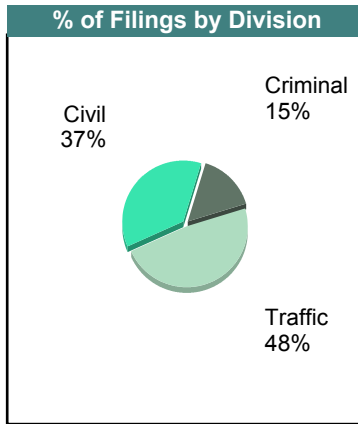
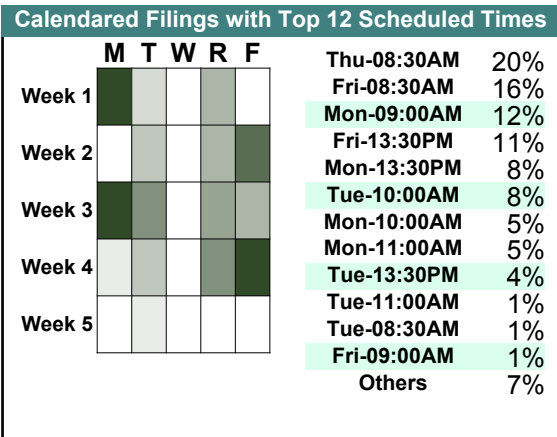
Campbell

District: 24

		Filings	Hearings	Transactions	Concluded	Cont
<u>Criminal</u>						
Capias	CA	11	51	51	18	33
Civil Violation	CV	2	6	6	2	4
Felony	F	40	124	124	31	93
Misdemeanor	M	70	196	197	66	131
Motion	MO	5	5	5	5	-
Show Cause	SC	17	38	38	17	21
Criminal Total		145	420	421	139	282
<u>Traffic</u>						
Capias	CA	2	13	13	3	10
Felony	F	1	5	5	0	5
Infraction	I	336	277	410	327	83
Misdemeanor	M	93	221	222	83	139
Motion	MO	1	1	1	1	-
Restricted O/L	RL	1	1	1	1	-
Show Cause	SC	9	24	24	7	17
Traffic Total		443	542	676	422	254
<u>Civil</u>						
Abstract	AJ	1	0	1	1	-
Admin License	AL	11	0	11	11	-
Bond Forfeiture	BF	2	2	3	2	1
Capias	CA	0	0	1	1	-
Counter Claim	CC	3	1	3	3	-
Detinue	DT	13	12	20	18	2
Garnishment	GA	31	9	41	32	9
Impoundment	IM	2	0	2	2	-
Interrogatory	IN	24	21	36	15	21
Overweight	OC	1	0	2	2	-
Other	OT	4	2	5	3	2
Protective Order	PO	8	4	13	9	4
Prelim Prot Order	PP	6	0	6	6	-
Petition-Restore Arms	PR	1	0	1	1	-
Show Cause	SC	5	3	8	6	2
Tenants Assertion	TA	1	1	1	1	-
Unlawful Detainer	UD	60	48	65	57	8
Warrant in Debt	WD	216	223	286	235	51
Civil Total		389	326	505	405	100
Campbell Totals		977	1,288	1,602	966	636

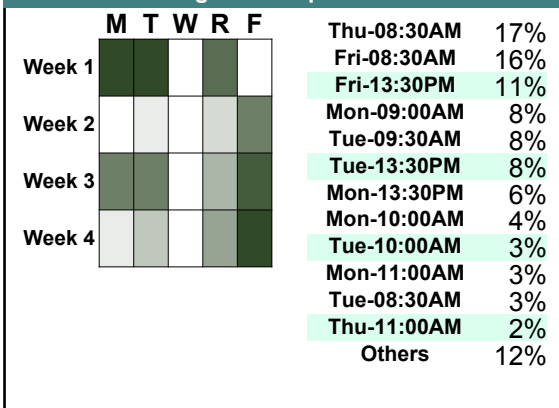


		<u>Filings</u>	<u>Hearings</u>	<u>Transactions</u>	<u>Concluded</u>	<u>Cont</u>
<u>Criminal</u>						
Capias	CA	8	31	31	9	22
Civil Violation	CV	2	3	3	1	2
Felony	F	19	87	87	28	59
Misdemeanor	M	72	190	191	65	126
Motion	MO	5	5	5	5	-
Show Cause	SC	19	43	43	20	23
Criminal Total		125	359	360	128	232
<u>Traffic</u>						
Capias	CA	9	17	17	4	13
Felony	F	2	7	7	1	6
Infraction	I	290	239	347	274	73
Misdemeanor	M	80	182	182	79	103
Show Cause	SC	7	21	21	9	12
Traffic Total		388	466	574	367	207
<u>Civil</u>						
Admin License	AL	7	0	7	7	-
Bond Forfeiture	BF	3	3	3	0	3
Capias	CA	2	0	3	3	-
Detinue	DT	5	10	14	8	6
Garnishment	GA	42	11	52	41	11
Impoundment	IM	4	0	4	4	-
Interrogatory	IN	5	7	27	20	7
Overweight	OC	1	1	1	0	1
Other	OT	4	2	4	3	1
Protective Order	PO	7	4	9	5	4
Prelim Prot Order	PP	12	0	12	12	-
Petition-Restore Arms	PR	1	1	1	0	1
Show Cause	SC	12	4	19	15	4
Unlawful Detainer	UD	44	34	47	46	1
Warrant in Debt	WD	146	121	183	137	46
Civil Total		295	198	386	301	85
Campbell Totals		808	1,023	1,320	796	524

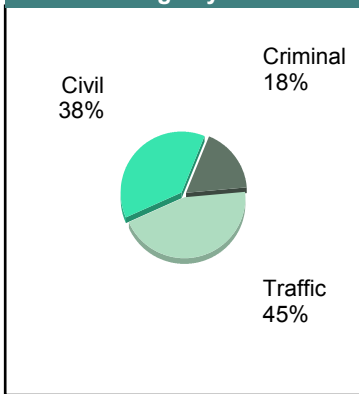


		Filings	Hearings	Transactions	Concluded	Cont
<u>Criminal</u>						
Capias	CA	4	14	14	3	11
Civil Violation	CV	1	5	5	2	3
Felony	F	55	122	122	30	92
Misdemeanor	M	74	188	190	71	119
Motion	MO	2	2	2	2	-
Show Cause	SC	11	32	32	14	18
Criminal Total		147	363	365	122	243
<u>Traffic</u>						
Capias	CA	3	9	9	2	7
Felony	F	4	9	9	3	6
Infraction	I	278	242	351	305	46
Misdemeanor	M	83	179	179	66	113
Show Cause	SC	6	18	18	6	12
Traffic Total		374	457	566	382	184
<u>Civil</u>						
Abstract	AJ	1	0	1	1	-
Admin License	AL	7	0	7	7	-
Capias	CA	2	1	4	3	1
Detinue	DT	13	11	17	12	5
Garnishment	GA	33	17	53	36	17
Interrogatory	IN	20	21	35	14	21
Other	OT	1	0	1	1	-
Protective Order	PO	10	3	10	7	3
Prelim Prot Order	PP	10	0	10	10	-
Show Cause	SC	10	7	13	6	7
Unlawful Detainer	UD	36	23	36	32	4
Warrant in Debt	WD	174	166	243	190	53
Civil Total		317	249	430	319	111
Campbell Totals		838	1,069	1,361	823	538

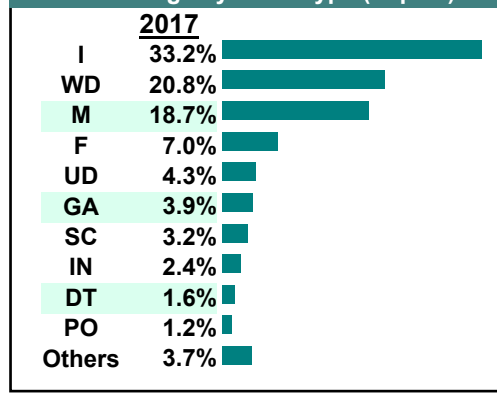
Calendared Filings with Top 12 Scheduled Times



% of Filings by Division



% of Filings by Case Type (Top 10)



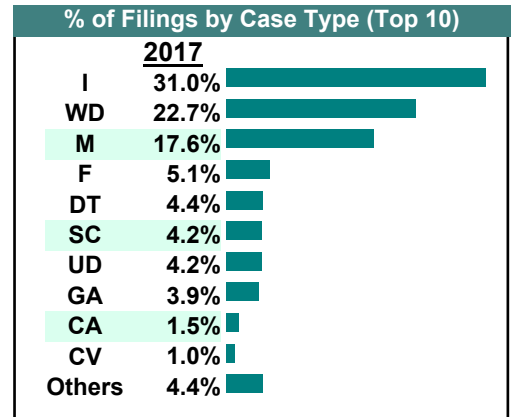
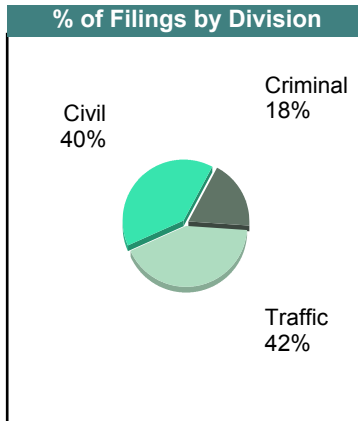
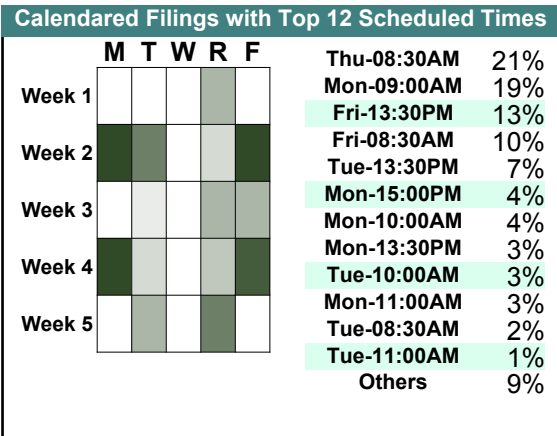
CASELOAD STATISTICS OF THE GENERAL DISTRICT COURTS

March 2017

Campbell

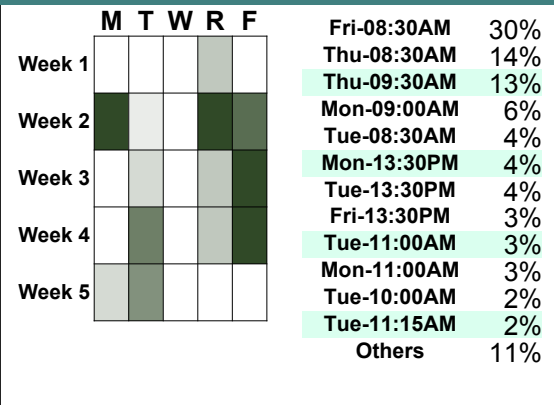
District: 24

		<u>Filings</u>	<u>Hearings</u>	<u>Transactions</u>	<u>Concluded</u>	<u>Cont</u>
<u>Criminal</u>						
Capias	CA	8	18	18	4	14
Civil Violation	CV	6	7	7	3	4
Felony	F	41	97	97	21	76
Misdemeanor	M	83	237	239	86	153
Motion	MO	4	4	4	4	-
Show Cause	SC	22	44	44	19	25
Criminal Total		164	407	409	137	272
<u>Traffic</u>						
Capias	CA	4	11	11	1	10
Civil Violation	CV	3	3	3	3	-
Felony	F	5	8	8	0	8
Infraction	I	278	210	355	291	64
Misdemeanor	M	75	164	164	57	107
Motion	MO	1	1	1	1	-
Show Cause	SC	12	25	25	9	16
Traffic Total		378	422	567	362	205
<u>Civil</u>						
Admin License	AL	8	0	8	8	-
Bond Forfeiture	BF	2	1	3	2	1
Capias	CA	1	1	2	1	1
Detinue	DT	39	23	39	31	8
Garnishment	GA	35	18	51	33	18
Impoundment	IM	1	0	1	1	-
Interrogatory	IN	7	7	13	6	7
Motion for Judgment	MJ	0	0	1	1	-
Other	OT	1	0	1	1	-
Protective Order	PO	5	0	7	7	-
Prelim Prot Order	PP	9	0	9	9	-
Show Cause	SC	4	4	7	4	3
Tenants Assertion	TA	1	1	1	1	-
Unlawful Detainer	UD	38	19	42	39	3
Warrant in Debt	WD	203	167	235	180	55
Civil Total		354	241	420	324	96
Campbell Totals		896	1,070	1,396	823	573

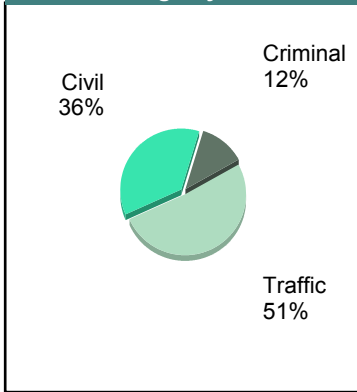


		<u>Filings</u>	<u>Hearings</u>	<u>Transactions</u>	<u>Concluded</u>	<u>Cont</u>
<u>Criminal</u>						
Capias	CA	7	15	15	5	10
Civil Violation	CV	1	3	3	2	1
Felony	F	18	72	72	24	48
Misdemeanor	M	70	205	210	84	126
Motion	MO	1	1	1	1	-
Show Cause	SC	13	32	32	13	19
Criminal Total		110	328	333	129	204
<u>Traffic</u>						
Capias	CA	4	7	7	1	6
Felony	F	1	4	4	0	4
Infraction	I	373	324	476	374	102
Misdemeanor	M	72	166	166	87	79
Motion	MO	1	1	1	1	-
Show Cause	SC	9	19	19	8	11
Traffic Total		460	521	673	471	202
<u>Civil</u>						
Abstract	AJ	2	0	2	2	-
Admin License	AL	6	0	7	7	-
Bond Forfeiture	BF	0	0	1	1	-
Detinue	DT	2	0	6	6	-
Garnishment	GA	33	18	51	33	18
Impoundment	IM	1	0	1	1	-
Interrogatory	IN	17	15	21	6	15
Other	OT	2	0	3	3	-
Protective Order	PO	2	2	5	3	2
Prelim Prot Order	PP	4	0	4	4	-
Show Cause	SC	2	0	5	5	-
Tenants Assertion	TA	1	1	1	1	-
Unlawful Detainer	UD	49	33	54	53	1
Warrant in Debt	WD	204	157	229	168	61
Civil Total		325	226	390	293	97
Campbell Totals		895	1,075	1,396	893	503

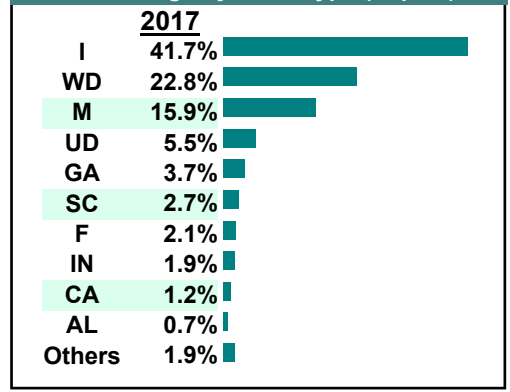
Calendared Filings with Top 12 Scheduled Times



% of Filings by Division



% of Filings by Case Type (Top 10)



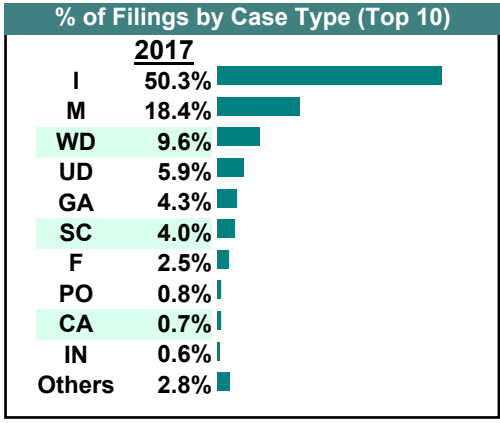
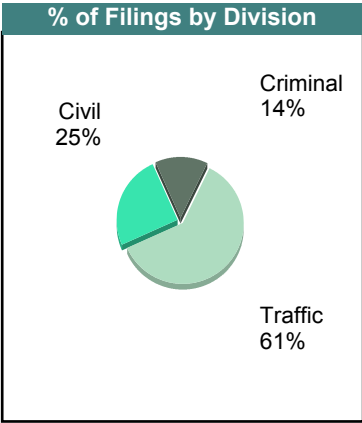
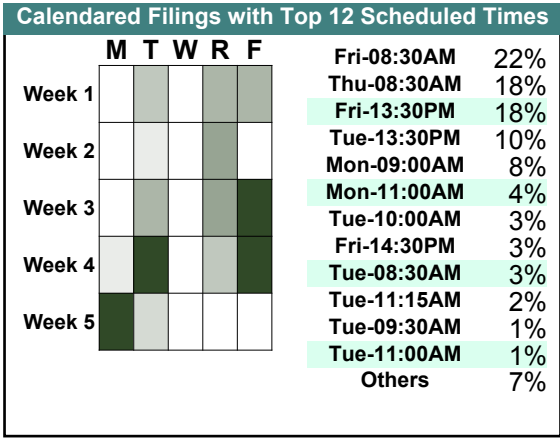
CASELOAD STATISTICS OF THE GENERAL DISTRICT COURTS

January 2017

Campbell

District: 24

		<u>Filings</u>	<u>Hearings</u>	<u>Transactions</u>	<u>Concluded</u>	<u>Cont</u>
<u>Criminal</u>						
Capias	CA	2	11	11	3	8
Civil Violation	CV	1	4	4	3	1
Felony	F	26	96	96	40	56
Misdemeanor	M	92	209	213	83	130
Motion	MO	1	1	1	1	-
Show Cause	SC	21	36	36	18	18
Criminal Total		143	357	361	148	213
<u>Traffic</u>						
Capias	CA	3	9	9	5	4
Felony	F	0	2	2	0	2
Infraction	I	514	371	600	503	97
Misdemeanor	M	96	196	196	92	104
Show Cause	SC	11	23	23	8	15
Traffic Total		624	601	830	608	222
<u>Civil</u>						
Abstract	AJ	2	0	2	2	-
Admin License	AL	5	0	5	5	-
Bond Forfeiture	BF	1	2	2	0	2
Capias	CA	2	3	5	2	3
Counter Claim	CC	0	0	1	1	-
Detinue	DT	3	2	4	3	1
Garnishment	GA	44	9	52	43	9
Impoundment	IM	4	0	4	4	-
Interrogatory	IN	6	10	22	12	10
Overweight	OC	1	0	1	1	-
Other	OT	4	0	4	4	-
Protective Order	PO	8	3	12	9	3
Prelim Prot Order	PP	6	0	6	6	-
Show Cause	SC	9	7	17	10	7
Tenants Assertion	TA	1	0	1	1	-
Unlawful Detainer	UD	60	43	70	63	7
Warrant in Debt	WD	98	94	137	114	23
Civil Total		254	173	345	280	65
Campbell Totals		1,021	1,131	1,536	1,036	500



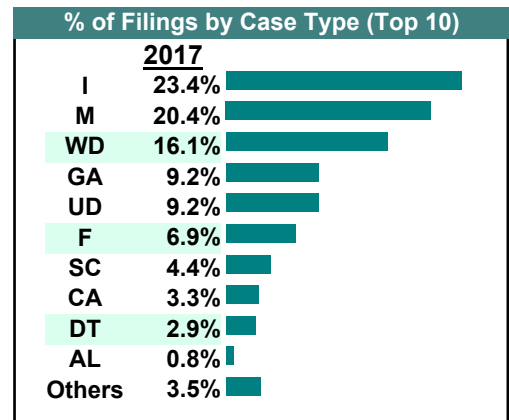
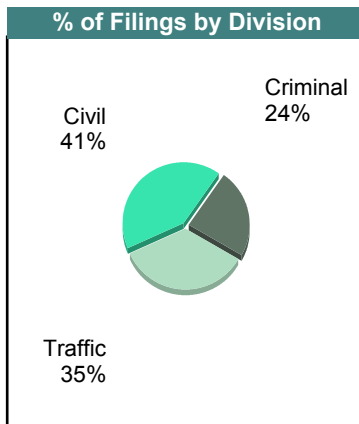
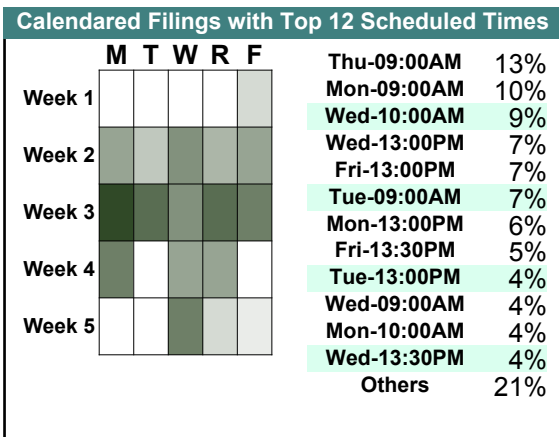
CASELOAD STATISTICS OF THE GENERAL DISTRICT COURTS

December 2017

Lynchburg

District: 24

		<u>Filings</u>	<u>Hearings</u>	<u>Transactions</u>	<u>Concluded</u>	<u>Cont</u>
<u>Criminal</u>						
Capias	CA	36	123	123	35	88
Civil Violation	CV	2	10	10	3	7
Felony	F	101	415	415	134	281
Misdemeanor	M	174	563	573	209	364
Show Cause	SC	49	115	115	44	71
Criminal Total		362	1,226	1,236	425	811
<u>Traffic</u>						
Capias	CA	14	51	51	26	25
Felony	F	5	21	21	8	13
Infraction	I	359	385	512	389	123
Misdemeanor	M	139	426	426	175	251
Restricted O/L	RL	2	2	2	2	-
Show Cause	SC	18	70	70	35	35
Traffic Total		537	955	1,082	635	447
<u>Civil</u>						
Abstract	AJ	3	0	3	3	-
Admin License	AL	12	0	12	12	-
Bond Forfeiture	BF	4	3	7	4	3
Counter Claim	CC	1	0	1	1	-
Detinue	DT	45	20	48	45	3
Garnishment	GA	142	3	143	140	3
Impoundment	IM	6	0	6	6	-
Interrogatory	IN	10	15	22	7	15
Other	OT	7	1	8	7	1
Protective Order	PO	8	5	11	6	5
Prelim Prot Order	PP	9	1	10	9	1
Show Cause	SC	0	0	1	1	-
Tenants Assertion	TA	1	1	2	2	-
Unlawful Detainer	UD	142	106	159	138	21
Warrant in Debt	WD	247	277	342	243	99
Civil Total		637	432	775	624	151
Lynchburg Totals		1,536	2,613	3,093	1,684	1,409



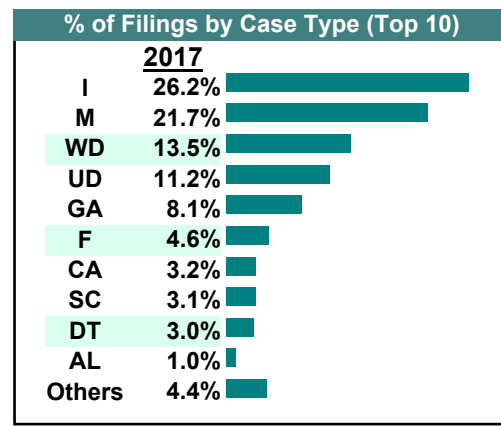
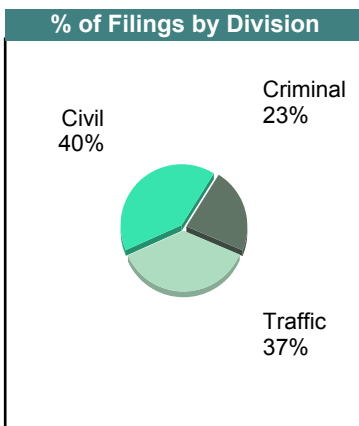
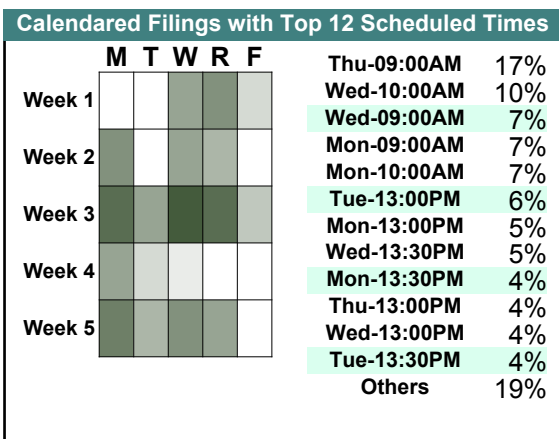
CASELOAD STATISTICS OF THE GENERAL DISTRICT COURTS

November 2017

Lynchburg

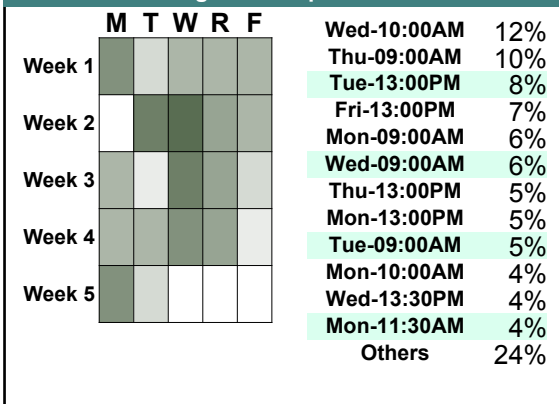
District: 24

		<u>Filings</u>	<u>Hearings</u>	<u>Transactions</u>	<u>Concluded</u>	<u>Cont</u>
<u>Criminal</u>						
Capias	CA	34	96	96	18	78
Civil Violation	CV	9	21	21	12	9
Felony	F	66	295	295	80	215
Misdemeanor	M	216	559	571	196	375
Show Cause	SC	34	81	81	26	55
Criminal Total		359	1,052	1,064	332	732
<u>Traffic</u>						
Capias	CA	17	59	59	19	40
Felony	F	7	24	24	3	21
Infraction	I	417	367	565	407	158
Misdemeanor	M	130	416	416	162	254
Restricted O/L	RL	2	2	2	2	-
Show Cause	SC	15	63	63	20	43
Traffic Total		588	931	1,129	613	516
<u>Civil</u>						
Abstract	AJ	3	0	4	4	-
Admin License	AL	16	0	16	16	-
Bond Forfeiture	BF	6	3	10	7	3
Counter Claim	CC	1	1	1	0	1
Detinue	DT	47	35	50	47	3
Garnishment	GA	129	4	133	129	4
Impoundment	IM	5	0	5	5	-
Interrogatory	IN	16	8	18	10	8
Other	OT	7	0	8	8	-
Protective Order	PO	9	4	15	11	4
Prelim Prot Order	PP	12	0	12	12	-
Show Cause	SC	1	0	3	3	-
Tenants Assertion	TA	0	1	1	0	1
Unlawful Detainer	UD	178	126	200	175	25
Warrant in Debt	WD	214	220	279	200	79
Civil Total		644	402	755	627	128
Lynchburg Totals		1,591	2,385	2,948	1,572	1,376

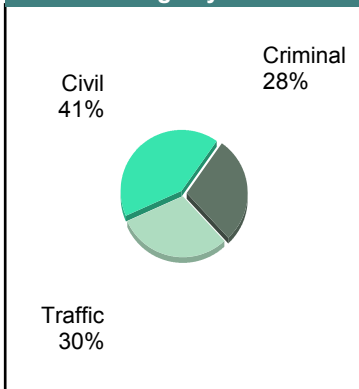


		<u>Filings</u>	<u>Hearings</u>	<u>Transactions</u>	<u>Concluded</u>	<u>Cont</u>
<u>Criminal</u>						
Capias	CA	46	117	117	39	78
Civil Violation	CV	7	15	15	4	11
Felony	F	136	431	431	121	310
Misdemeanor	M	283	655	663	259	404
Show Cause	SC	56	111	111	60	51
Criminal Total		528	1,329	1,337	483	854
<u>Traffic</u>						
Capias	CA	16	55	55	14	41
Felony	F	10	22	22	2	20
Infraction	I	368	373	529	375	154
Misdemeanor	M	143	464	464	163	301
Restricted O/L	RL	3	3	3	3	-
Show Cause	SC	26	64	64	17	47
Traffic Total		566	981	1,137	574	563
<u>Civil</u>						
Admin License	AL	9	0	9	9	-
Bond Forfeiture	BF	4	1	4	3	1
Detinue	DT	66	43	68	66	2
Garnishment	GA	96	4	102	98	4
Impoundment	IM	5	0	5	5	-
Interrogatory	IN	3	11	35	24	11
Other	OT	6	2	6	5	1
Protective Order	PO	17	4	25	21	4
Prelim Prot Order	PP	20	0	20	20	-
Show Cause	SC	2	4	4	1	3
Tenants Assertion	TA	2	2	3	1	2
Unlawful Detainer	UD	218	141	232	215	17
Warrant in Debt	WD	327	333	409	316	93
Civil Total		775	545	922	784	138
Lynchburg Totals		1,869	2,855	3,396	1,841	1,555

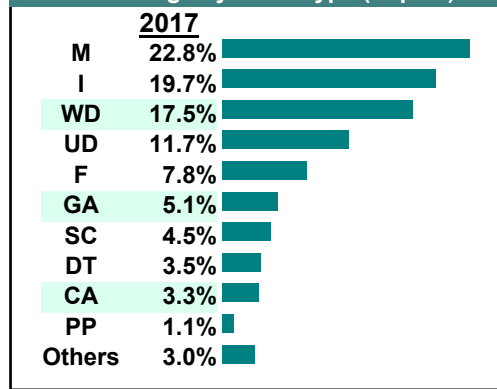
Calendared Filings with Top 12 Scheduled Times



% of Filings by Division



% of Filings by Case Type (Top 10)



CASELOAD STATISTICS OF THE GENERAL DISTRICT COURTS

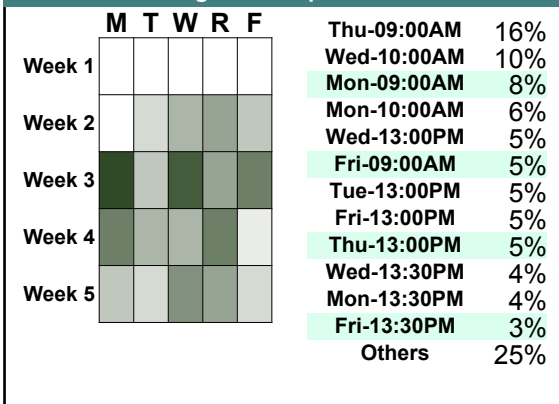
September 2017

Lynchburg

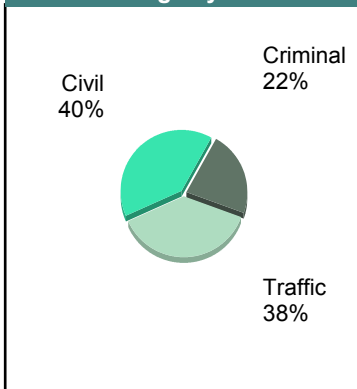
District: 24

		<u>Filings</u>	<u>Hearings</u>	<u>Transactions</u>	<u>Concluded</u>	<u>Cont</u>
<u>Criminal</u>						
Capias	CA	34	80	80	28	52
Civil Violation	CV	3	11	11	3	8
Felony	F	103	365	365	74	291
Misdemeanor	M	220	586	590	245	345
Show Cause	SC	53	107	107	60	47
Criminal Total		413	1,149	1,153	410	743
<u>Traffic</u>						
Capias	CA	13	38	38	10	28
Felony	F	3	17	17	6	11
Infraction	I	489	406	643	484	159
Misdemeanor	M	167	469	469	153	316
Show Cause	SC	23	63	63	19	44
Traffic Total		695	993	1,230	672	558
<u>Civil</u>						
Admin License	AL	17	0	17	17	-
Bond Forfeiture	BF	1	1	2	1	1
Counter Claim	CC	1	1	1	0	1
Detinue	DT	55	36	60	57	3
Garnishment	GA	141	6	144	138	6
Impoundment	IM	3	0	3	3	-
Interrogatory	IN	5	16	39	23	16
Other	OT	2	0	2	2	-
Protective Order	PO	14	4	16	12	4
Prelim Prot Order	PP	19	0	19	19	-
Show Cause	SC	6	2	6	4	2
Tenants Assertion	TA	1	1	1	1	-
Unlawful Detainer	UD	183	114	195	182	13
Warrant in Debt	WD	286	283	371	281	90
Civil Total		734	464	876	740	136
Lynchburg Totals		1,842	2,606	3,259	1,822	1,437

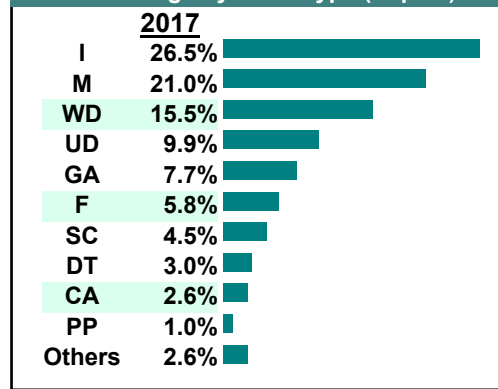
Calendared Filings with Top 12 Scheduled Times



% of Filings by Division



% of Filings by Case Type (Top 10)



CASELOAD STATISTICS OF THE GENERAL DISTRICT COURTS

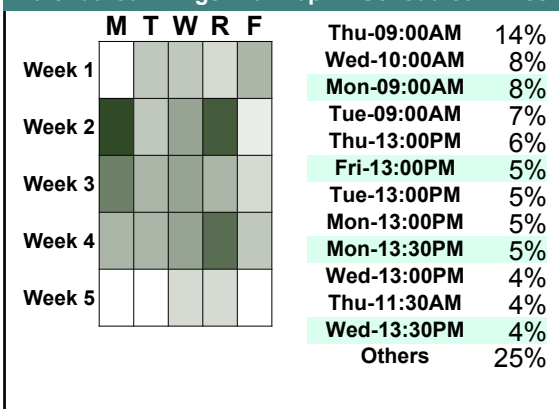
August 2017

Lynchburg

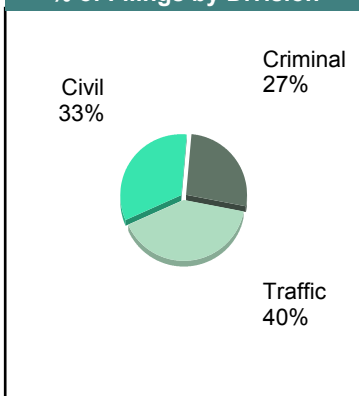
District: 24

		Filings	Hearings	Transactions	Concluded	Cont
<u>Criminal</u>						
Capias	CA	34	96	96	41	55
Civil Violation	CV	3	10	10	4	6
Felony	F	143	418	418	115	303
Misdemeanor	M	285	648	655	233	422
Show Cause	SC	53	128	128	69	59
Criminal Total		518	1,300	1,307	462	845
<u>Traffic</u>						
Capias	CA	19	52	52	14	38
Felony	F	6	18	18	1	17
Infraction	I	541	493	695	504	191
Misdemeanor	M	185	435	435	121	314
Restricted O/L	RL	6	6	6	6	-
Show Cause	SC	28	69	69	19	50
Traffic Total		785	1,073	1,275	665	610
<u>Civil</u>						
Abstract	AJ	3	1	3	2	1
Admin License	AL	16	0	16	16	-
Bond Forfeiture	BF	3	1	3	2	1
Detinue	DT	38	26	45	43	2
Garnishment	GA	157	5	161	156	5
Impoundment	IM	8	0	8	8	-
Interrogatory	IN	19	17	39	22	17
Other	OT	7	0	7	7	-
Protective Order	PO	18	9	24	15	9
Prelim Prot Order	PP	18	0	18	18	-
Show Cause	SC	1	0	1	1	-
Tenants Assertion	TA	2	0	2	2	-
Unlawful Detainer	UD	139	104	151	141	10
Warrant in Debt	WD	217	226	285	217	68
Civil Total		646	389	763	650	113
Lynchburg Totals		1,949	2,762	3,345	1,777	1,568

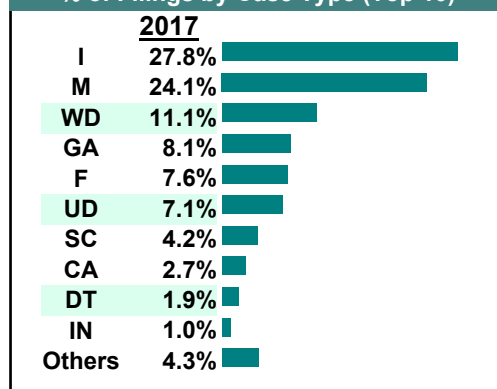
Calendared Filings with Top 12 Scheduled Times



% of Filings by Division



% of Filings by Case Type (Top 10)



CASELOAD STATISTICS OF THE GENERAL DISTRICT COURTS

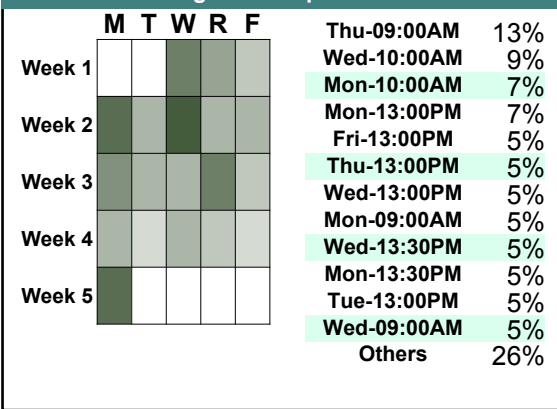
July 2017

Lynchburg

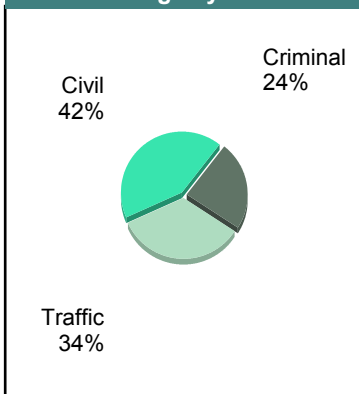
District: 24

		<u>Filings</u>	<u>Hearings</u>	<u>Transactions</u>	<u>Concluded</u>	<u>Cont</u>
<u>Criminal</u>						
Capias	CA	18	64	64	21	43
Civil Violation	CV	7	22	22	11	11
Felony	F	94	353	353	84	269
Misdemeanor	M	221	527	534	196	338
Show Cause	SC	36	86	86	30	56
Criminal Total		376	1,052	1,059	342	717
<u>Traffic</u>						
Capias	CA	10	34	34	11	23
Felony	F	5	15	15	5	10
Infraction	I	335	336	479	347	132
Misdemeanor	M	176	418	418	140	278
Restricted O/L	RL	3	3	3	3	-
Show Cause	SC	15	42	42	12	30
Traffic Total		544	848	991	518	473
<u>Civil</u>						
Admin License	AL	21	0	21	21	-
Bond Forfeiture	BF	7	2	7	5	2
Counter Claim	CC	1	2	2	2	-
Detinue	DT	65	50	70	60	10
Garnishment	GA	158	1	159	158	1
Impoundment	IM	7	0	7	7	-
Interrogatory	IN	20	20	37	17	20
Other	OT	8	2	9	7	2
Protective Order	PO	12	5	14	9	5
Prelim Prot Order	PP	16	0	16	16	-
Show Cause	SC	1	0	1	1	-
Tenants Assertion	TA	2	3	5	3	2
Unlawful Detainer	UD	184	131	205	189	16
Warrant in Debt	WD	174	208	253	170	83
Civil Total		676	424	806	665	141
Lynchburg Totals		1,596	2,324	2,856	1,525	1,331

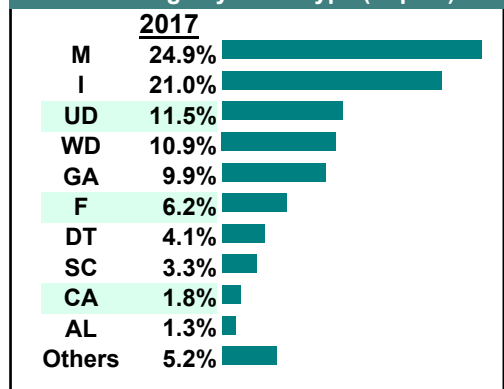
Calendared Filings with Top 12 Scheduled Times



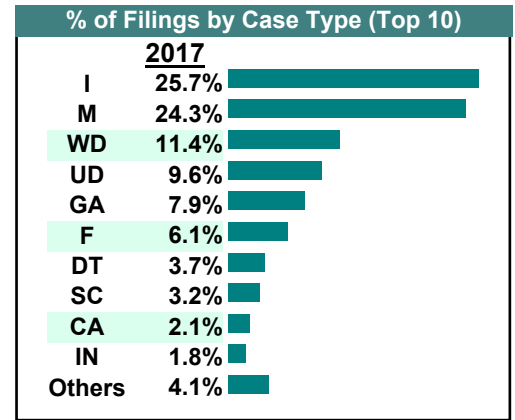
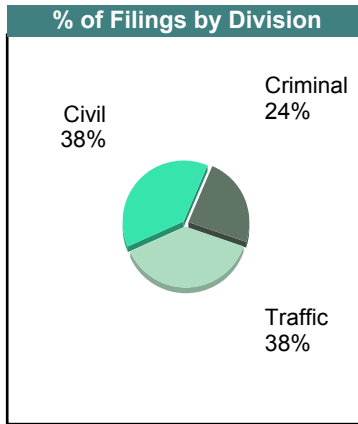
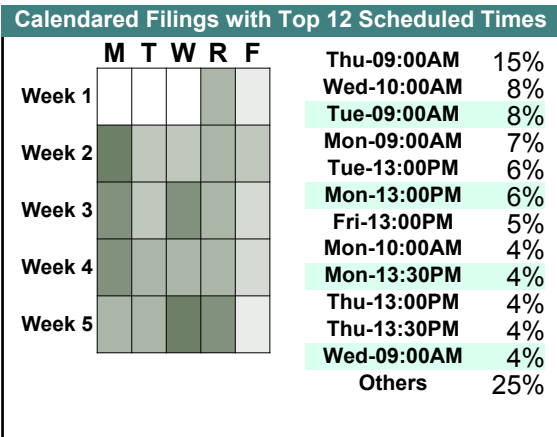
% of Filings by Division



% of Filings by Case Type (Top 10)



		<u>Filings</u>	<u>Hearings</u>	<u>Transactions</u>	<u>Concluded</u>	<u>Cont</u>
<u>Criminal</u>						
Capias	CA	24	90	90	24	66
Civil Violation	CV	3	12	12	6	6
Felony	F	107	426	426	119	307
Misdemeanor	M	265	622	626	242	384
Show Cause	SC	43	101	101	36	65
Criminal Total		442	1,251	1,255	427	828
<u>Traffic</u>						
Capias	CA	16	42	42	16	26
Civil Violation	CV	0	1	1	1	-
Felony	F	6	19	19	4	15
Infraction	I	479	441	639	483	156
Misdemeanor	M	188	485	485	180	305
Restricted O/L	RL	5	5	5	5	-
Show Cause	SC	17	57	57	23	34
Traffic Total		711	1,050	1,248	712	536
<u>Civil</u>						
Abstract	AJ	1	0	1	1	-
Admin License	AL	19	0	19	19	-
Bond Forfeiture	BF	5	4	6	2	4
Counter Claim	CC	0	2	2	1	1
Detinue	DT	69	43	74	69	5
Garnishment	GA	147	5	151	146	5
Impoundment	IM	11	0	11	11	-
Interrogatory	IN	33	42	61	19	42
Other	OT	9	0	9	9	-
Protective Order	PO	9	3	11	8	3
Prelim Prot Order	PP	13	0	13	13	-
Tenants Assertion	TA	2	3	3	0	3
Unlawful Detainer	UD	179	135	194	174	20
Warrant in Debt	WD	212	233	298	209	89
Civil Total		709	470	853	681	172
Lynchburg Totals		1,862	2,771	3,356	1,820	1,536



CASELOAD STATISTICS OF THE GENERAL DISTRICT COURTS

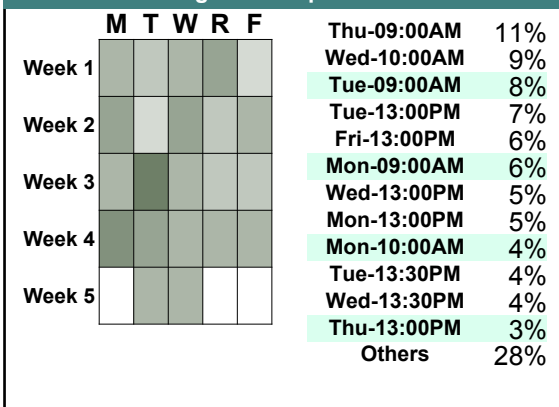
May 2017

Lynchburg

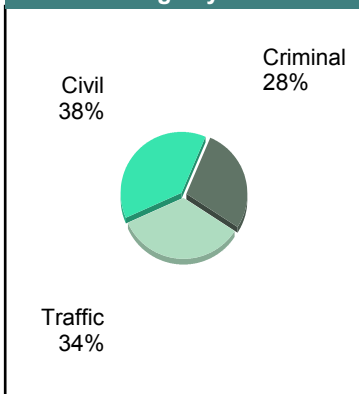
District: 24

		<u>Filings</u>	<u>Hearings</u>	<u>Transactions</u>	<u>Concluded</u>	<u>Cont</u>
<u>Criminal</u>						
Capias	CA	27	90	90	24	66
Civil Violation	CV	6	20	20	6	14
Felony	F	172	543	543	144	399
Misdemeanor	M	251	600	604	214	390
Show Cause	SC	67	108	108	46	62
Criminal Total		523	1,361	1,365	434	931
<u>Traffic</u>						
Capias	CA	10	50	50	13	37
Felony	F	6	22	22	6	16
Infraction	I	440	386	562	412	150
Misdemeanor	M	166	420	420	147	273
Restricted O/L	RL	3	3	3	3	-
Show Cause	SC	17	60	60	14	46
Traffic Total		642	941	1,117	595	522
<u>Civil</u>						
Admin License	AL	24	0	24	24	-
Bond Forfeiture	BF	1	0	1	1	-
Counter Claim	CC	0	0	2	2	-
Detinue	DT	65	52	81	70	11
Garnishment	GA	144	1	144	143	1
Impoundment	IM	9	0	9	9	-
Interrogatory	IN	8	13	32	19	13
Other	OT	9	0	9	9	-
Protective Order	PO	18	7	23	16	7
Prelim Prot Order	PP	18	0	18	18	-
Petition-Restore Arms	PR	1	0	1	1	-
Tenants Assertion	TA	1	1	1	1	-
Unlawful Detainer	UD	147	110	159	141	18
Warrant in Debt	WD	272	289	373	285	88
Civil Total		717	473	877	739	138
Lynchburg Totals		1,882	2,775	3,359	1,768	1,591

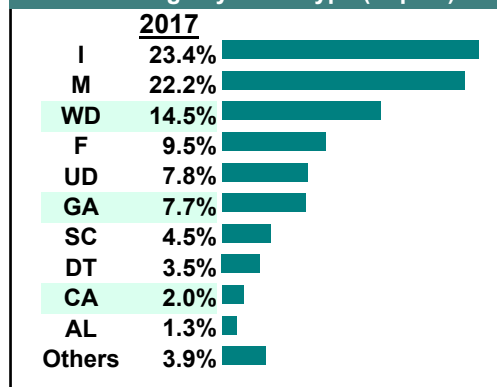
Calendared Filings with Top 12 Scheduled Times



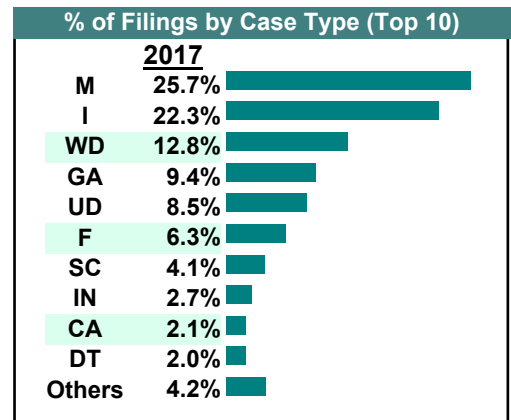
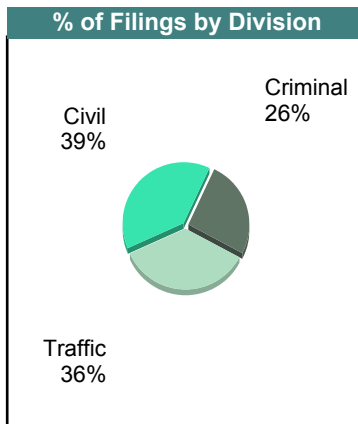
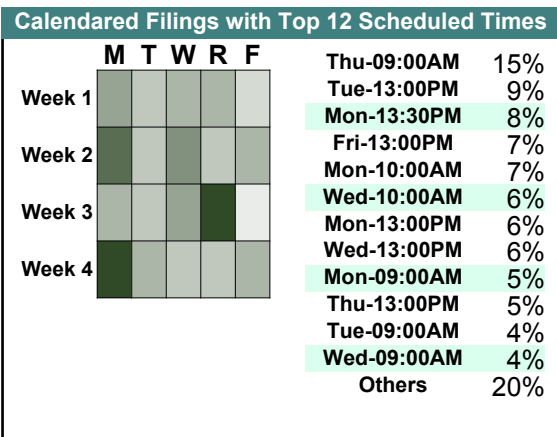
% of Filings by Division



% of Filings by Case Type (Top 10)



		<u>Filings</u>	<u>Hearings</u>	<u>Transactions</u>	<u>Concluded</u>	<u>Cont</u>
<u>Criminal</u>						
Capias	CA	20	73	73	23	50
Civil Violation	CV	8	17	17	1	16
Felony	F	86	271	271	71	200
Misdemeanor	M	218	574	583	256	327
Show Cause	SC	42	81	81	44	37
Criminal Total		374	1,016	1,025	395	630
<u>Traffic</u>						
Capias	CA	10	43	43	9	34
Civil Violation	CV	1	1	1	0	1
Felony	F	5	12	12	2	10
Infraction	I	324	318	424	301	123
Misdemeanor	M	156	340	340	101	239
Restricted O/L	RL	3	3	3	3	-
Show Cause	SC	17	53	53	16	37
Traffic Total		516	770	876	432	444
<u>Civil</u>						
Admin License	AL	19	0	19	19	-
Bond Forfeiture	BF	1	1	2	1	1
Counter Claim	CC	0	4	4	2	2
Detinue	DT	29	19	36	29	7
Garnishment	GA	137	1	139	138	1
Impoundment	IM	2	0	2	2	-
Interrogatory	IN	39	36	58	22	36
Motion for Judgment	MJ	1	0	1	1	-
Other	OT	5	0	5	5	-
Protective Order	PO	8	2	8	6	2
Prelim Prot Order	PP	12	0	12	12	-
Tenants Assertion	TA	1	0	2	2	-
Unlawful Detainer	UD	123	86	139	125	14
Warrant in Debt	WD	186	202	262	206	56
Civil Total		563	351	689	570	119
Lynchburg Totals		1,453	2,137	2,590	1,397	1,193



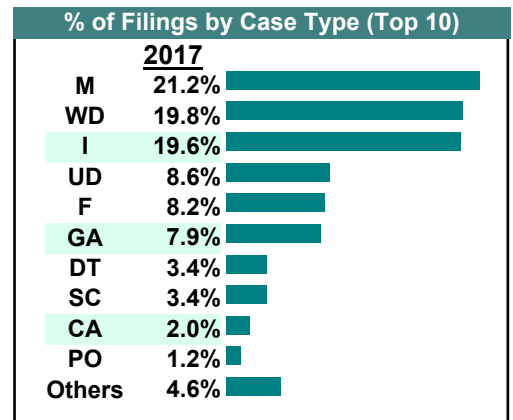
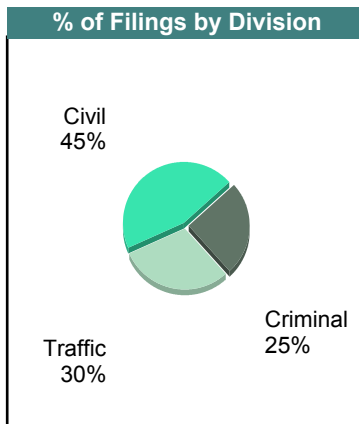
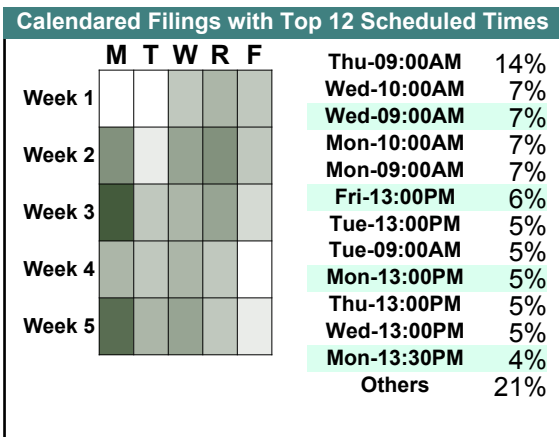
CASELOAD STATISTICS OF THE GENERAL DISTRICT COURTS

March 2017

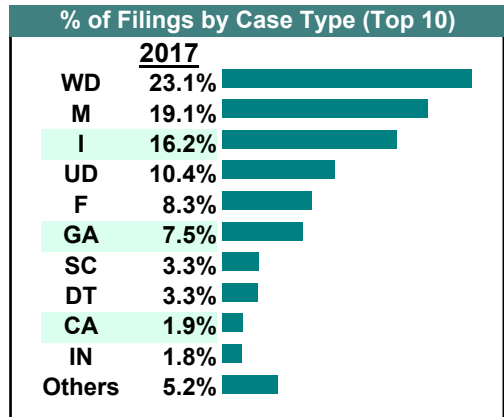
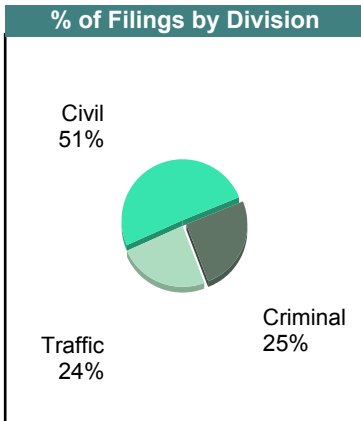
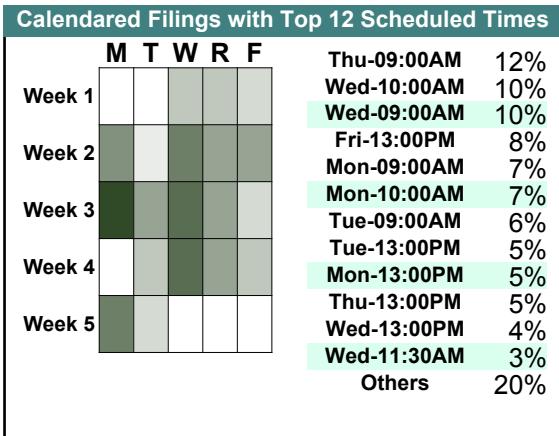
Lynchburg

District: 24

		Filings	Hearings	Transactions	Concluded	Cont
<u>Criminal</u>						
Capias	CA	22	85	85	29	56
Civil Violation	CV	4	12	12	3	9
Felony	F	145	402	402	81	321
Misdemeanor	M	241	598	602	216	386
Show Cause	SC	45	110	110	61	49
Criminal Total		457	1,207	1,211	390	821
<u>Traffic</u>						
Capias	CA	14	40	40	8	32
Felony	F	5	12	12	3	9
Infraction	I	358	321	463	341	122
Misdemeanor	M	147	372	373	130	243
Restricted O/L	RL	7	7	7	7	-
Show Cause	SC	15	45	45	8	37
Traffic Total		546	797	940	497	443
<u>Civil</u>						
Abstract	AJ	3	0	3	3	-
Admin License	AL	15	0	15	15	-
Bond Forfeiture	BF	1	0	2	2	-
Counter Claim	CC	4	5	6	3	3
Detinue	DT	62	47	72	61	11
Garnishment	GA	145	1	146	145	1
Impoundment	IM	7	0	7	7	-
Interrogatory	IN	19	16	38	22	16
Other	OT	6	0	6	6	-
Protective Order	PO	22	7	28	21	7
Prelim Prot Order	PP	17	0	17	17	-
Show Cause	SC	2	0	2	2	-
Tenants Assertion	TA	1	1	1	0	1
Unlawful Detainer	UD	158	115	202	185	17
Warrant in Debt	WD	362	344	457	353	104
Civil Total		824	536	1,002	842	160
Lynchburg Totals		1,827	2,540	3,153	1,729	1,424



		<u>Filings</u>	<u>Hearings</u>	<u>Transactions</u>	<u>Concluded</u>	<u>Cont</u>
<u>Criminal</u>						
Capias	CA	24	76	76	23	53
Civil Violation	CV	6	18	18	8	10
Felony	F	133	359	359	93	266
Misdemeanor	M	213	483	486	149	337
Show Cause	SC	42	92	92	38	54
Criminal Total		418	1,028	1,031	311	720
<u>Traffic</u>						
Capias	CA	7	20	20	9	11
Felony	F	4	10	10	4	6
Infraction	I	267	259	371	278	93
Misdemeanor	M	101	295	295	125	170
Restricted O/L	RL	4	4	4	4	-
Show Cause	SC	13	33	33	14	19
Traffic Total		396	621	733	434	299
<u>Civil</u>						
Abstract	AJ	2	0	2	2	-
Admin License	AL	15	0	15	15	-
Bond Forfeiture	BF	1	0	2	2	-
Counter Claim	CC	5	5	5	1	4
Detinue	DT	54	29	59	53	6
Garnishment	GA	123	1	125	124	1
Impoundment	IM	6	0	6	6	-
Interrogatory	IN	30	26	60	34	26
Other	OT	4	0	4	4	-
Protective Order	PO	16	2	18	16	2
Prelim Prot Order	PP	26	3	29	26	3
Unlawful Detainer	UD	171	129	190	167	23
Warrant in Debt	WD	381	363	448	324	124
Civil Total		834	558	963	774	189
Lynchburg Totals		1,648	2,207	2,727	1,519	1,208



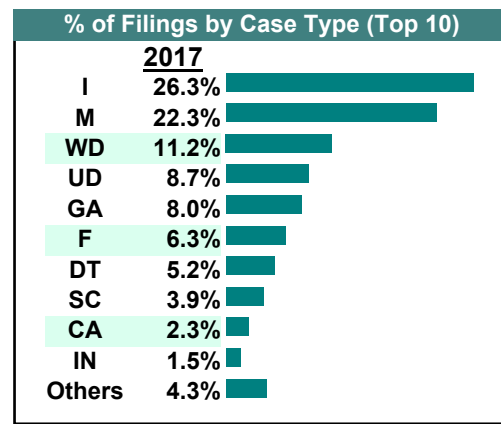
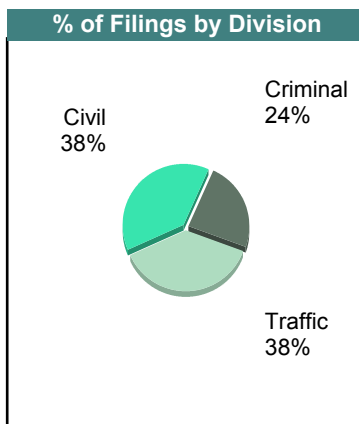
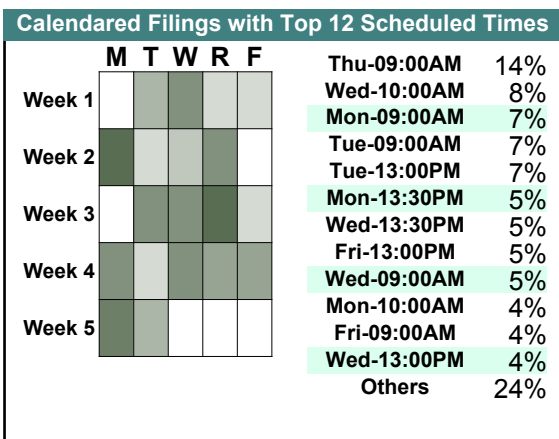
CASELOAD STATISTICS OF THE GENERAL DISTRICT COURTS

January 2017

Lynchburg

District: 24

		<u>Filings</u>	<u>Hearings</u>	<u>Transactions</u>	<u>Concluded</u>	<u>Cont</u>
<u>Criminal</u>						
Capias	CA	30	78	78	25	53
Civil Violation	CV	3	16	16	6	10
Felony	F	100	393	393	154	239
Misdemeanor	M	198	662	665	350	315
Restricted O/L	RL	1	1	1	1	-
Show Cause	SC	53	109	109	53	56
Criminal Total		385	1,259	1,262	589	673
<u>Traffic</u>						
Capias	CA	8	37	37	11	26
Felony	F	2	13	13	8	5
Infraction	I	426	406	566	431	135
Misdemeanor	M	163	354	354	135	219
Restricted O/L	RL	3	3	3	3	-
Show Cause	SC	11	37	37	12	25
Traffic Total		613	850	1,010	600	410
<u>Civil</u>						
Abstract	AJ	5	0	5	5	-
Admin License	AL	16	0	16	16	-
Bond Forfeiture	BF	2	2	3	1	2
Counter Claim	CC	1	0	1	1	-
Detinue	DT	84	54	96	85	11
Garnishment	GA	130	4	134	130	4
Impoundment	IM	5	0	5	5	-
Interrogatory	IN	25	28	43	15	28
Other	OT	3	0	3	3	-
Protective Order	PO	14	2	16	14	2
Prelim Prot Order	PP	16	0	16	16	-
Show Cause	SC	0	0	1	1	-
Tenants Assertion	TA	0	0	1	1	-
Unlawful Detainer	UD	141	122	180	142	38
Warrant in Debt	WD	182	187	240	174	66
Civil Total		624	399	760	609	151
Lynchburg Totals		1,622	2,508	3,032	1,798	1,234



CASELOAD STATISTICS OF THE GENERAL DISTRICT COURTS

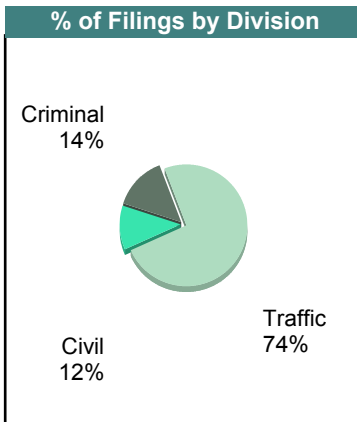
December 2017

		<u>Filings</u>	<u>Hearings</u>	<u>Transactions</u>	<u>Concluded</u>	<u>Cont</u>
<u>Criminal</u>						
Capias	CA	3	6	6	0	6
Civil Violation	CV	1	1	1	0	1
Felony	F	13	44	44	7	37
Misdemeanor	M	35	81	83	37	46
Show Cause	SC	2	10	10	3	7
Criminal Total		54	142	144	47	97
<u>Traffic</u>						
Capias	CA	6	12	12	5	6
Civil Violation	CV	2	2	2	0	2
Felony	F	0	2	2	1	1
Infraction	I	241	173	290	245	45
Misdemeanor	M	33	101	101	43	58
Show Cause	SC	2	10	10	4	6
Traffic Total		284	300	417	298	118
<u>Civil</u>						
Admin License	AL	3	0	3	3	-
Capias	CA	2	2	2	0	-
Detinue	DT	1	0	1	1	-
Garnishment	GA	6	0	8	8	-
Interrogatory	IN	0	0	2	2	-
Protective Order	PO	0	0	2	2	-
Prelim Prot Order	PP	1	0	1	1	-
Show Cause	SC	0	2	2	0	-
Unlawful Detainer	UD	3	2	5	4	1
Warrant in Debt	WD	29	37	49	37	12
Civil Total		45	43	75	58	13
Nelson Totals		383	485	636	403	228

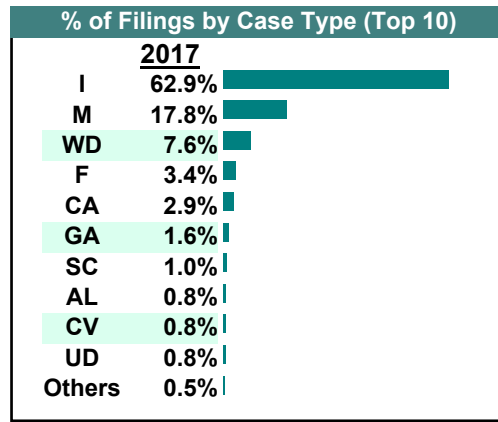
Calendared Filings with Top 12 Scheduled Times

	M	T	W	R		
Week 1			█		Wed-09:00AM	70%
					Wed-08:30AM	16%
					Wed-13:30PM	11%
Week 2					Wed-10:00AM	1%
					Thu-09:00AM	1%
Week 3					Mon-08:00AM	0%
					Tue-08:00AM	0%
					Wed-08:00AM	0%
					Wed-11:30AM	0%
					Thu-09:30AM	0%
					Wed-10:30AM	0%
					Wed-18:00PM	0%

% of Filings by Division

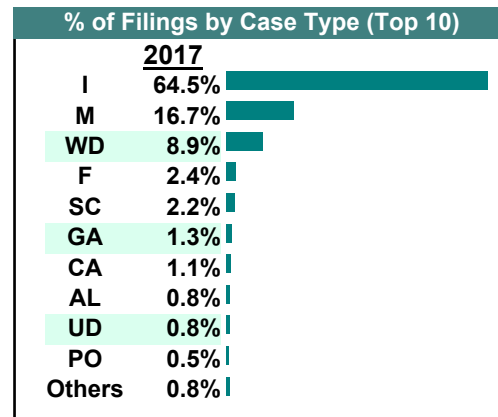
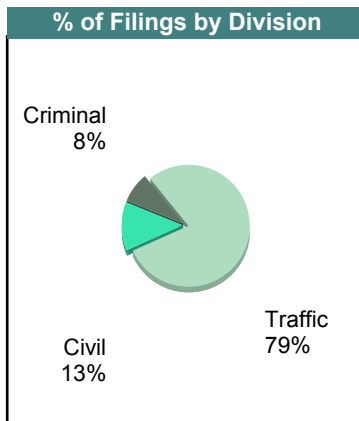
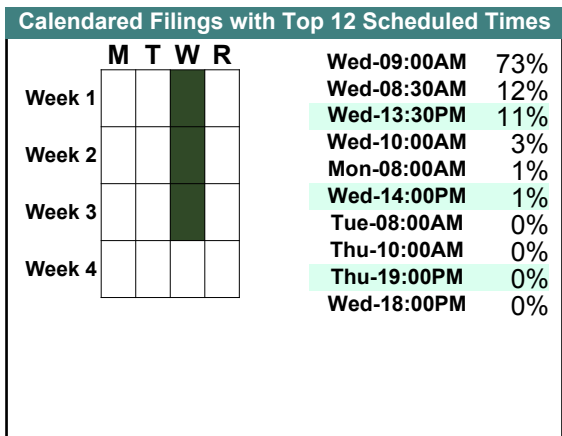


% of Filings by Case Type (Top 10)

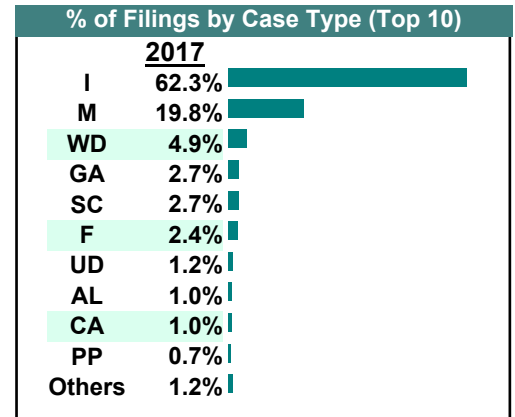
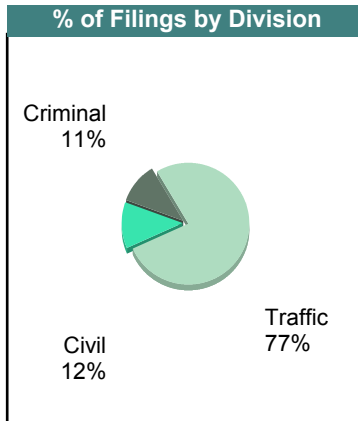
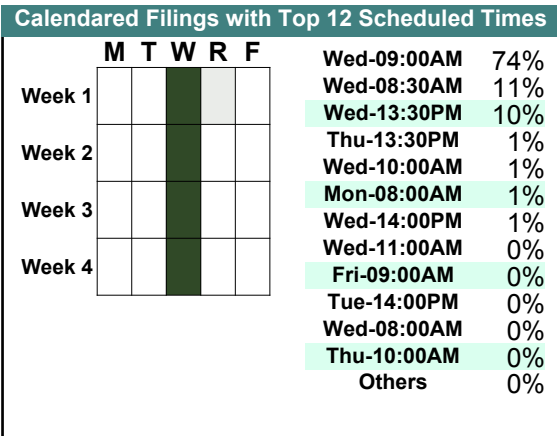


November 2017

		<u>Filings</u>	<u>Hearings</u>	<u>Transactions</u>	<u>Concluded</u>	<u>Cont</u>
<u>Criminal</u>						
Capias	CA	0	2	2	0	2
Civil Violation	CV	1	1	1	1	-
Felony	F	8	27	27	8	19
Misdemeanor	M	16	44	44	28	16
Show Cause	SC	4	8	8	2	6
Criminal Total		29	82	82	39	43
<u>Traffic</u>						
Capias	CA	4	8	8	4	4
Civil Violation	CV	0	2	2	1	1
Felony	F	1	3	3	2	1
Infraction	I	240	132	276	254	22
Misdemeanor	M	46	100	100	47	53
Show Cause	SC	4	9	9	3	5
Traffic Total		295	254	398	311	86
<u>Civil</u>						
Admin License	AL	3	0	3	3	-
Garnishment	GA	5	2	6	4	2
Protective Order	PO	2	2	3	1	2
Prelim Prot Order	PP	2	0	2	2	-
Show Cause	SC	0	1	1	0	1
Unlawful Detainer	UD	3	4	4	3	1
Warrant in Debt	WD	33	37	46	30	16
Civil Total		48	46	65	43	22
Nelson Totals		372	382	545	393	151



		Filings	Hearings	Transactions	Concluded	Cont
<u>Criminal</u>						
Capias	CA	1	2	2	0	2
Civil Violation	CV	0	1	1	1	-
Felony	F	8	40	40	11	29
Misdemeanor	M	33	63	67	30	37
Show Cause	SC	2	7	7	2	5
Criminal Total		44	113	117	44	73
<u>Traffic</u>						
Capias	CA	3	7	7	5	2
Civil Violation	CV	0	2	2	2	-
Felony	F	2	4	4	0	4
Infraction	I	255	163	305	269	36
Misdemeanor	M	48	92	92	52	40
Other	O	1	1	1	1	-
Show Cause	SC	6	15	15	9	6
Traffic Total		315	284	426	338	88
<u>Civil</u>						
Admin License	AL	4	0	4	4	-
Detinue	DT	0	1	1	1	-
Garnishment	GA	11	0	11	11	-
Impoundment	IM	1	0	1	1	-
Interrogatory	IN	1	2	4	2	2
Protective Order	PO	2	2	3	1	2
Prelim Prot Order	PP	3	0	3	3	-
Show Cause	SC	3	2	4	2	2
Unlawful Detainer	UD	5	5	5	3	2
Warrant in Debt	WD	20	30	38	25	13
Civil Total		50	42	74	53	21
Nelson Totals		409	439	617	435	182



CASELOAD STATISTICS OF THE GENERAL DISTRICT COURTS

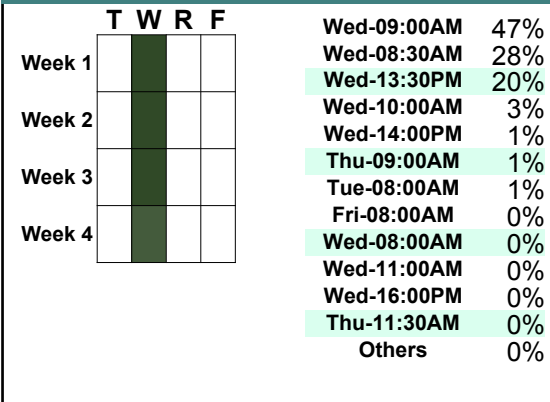
September 2017

Nelson

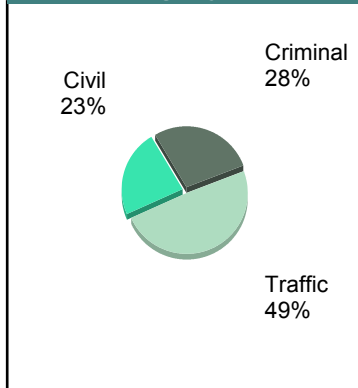
District: 24

		<u>Filings</u>	<u>Hearings</u>	<u>Transactions</u>	<u>Concluded</u>	<u>Cont</u>
<u>Criminal</u>						
Capias	CA	0	5	5	1	4
Civil Violation	CV	0	1	1	1	-
Felony	F	42	93	93	28	65
Misdemeanor	M	65	95	97	42	55
Show Cause	SC	4	17	17	6	11
Criminal Total		111	211	213	78	135
<u>Traffic</u>						
Capias	CA	0	9	9	1	7
Civil Violation	CV	4	5	5	2	3
Felony	F	0	3	3	2	1
Infraction	I	166	125	215	173	42
Misdemeanor	M	24	80	80	27	53
Show Cause	SC	1	10	10	1	8
Traffic Total		195	232	322	206	114
<u>Civil</u>						
Abstract	AJ	2	0	2	2	-
Admin License	AL	4	0	4	4	-
Detinue	DT	2	3	3	2	1
Garnishment	GA	12	0	12	12	-
Interrogatory	IN	2	2	4	2	2
Protective Order	PO	3	2	5	3	2
Prelim Prot Order	PP	2	0	2	2	-
Show Cause	SC	1	1	2	1	1
Unlawful Detainer	UD	1	1	1	1	-
Warrant in Debt	WD	62	53	71	48	23
Civil Total		91	62	106	77	29
Nelson Totals		397	505	641	361	278

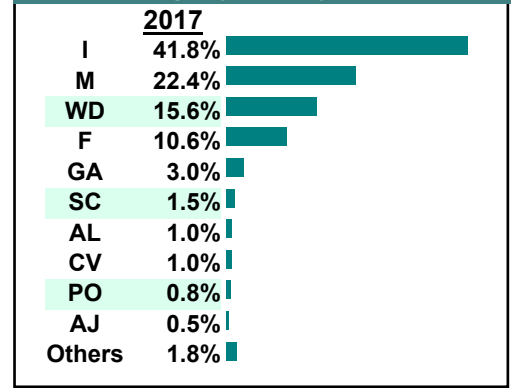
Calendared Filings with Top 12 Scheduled Times



% of Filings by Division



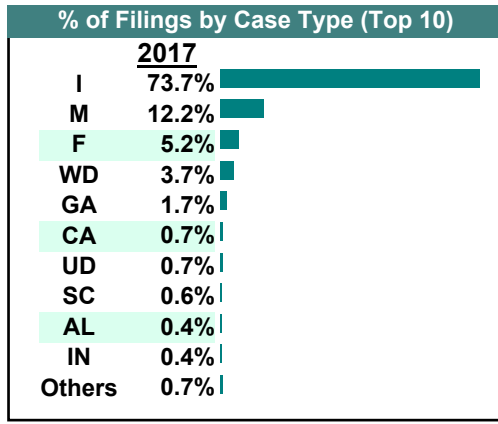
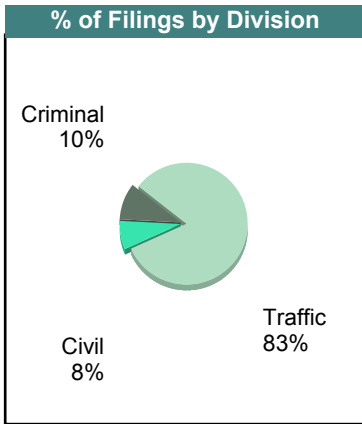
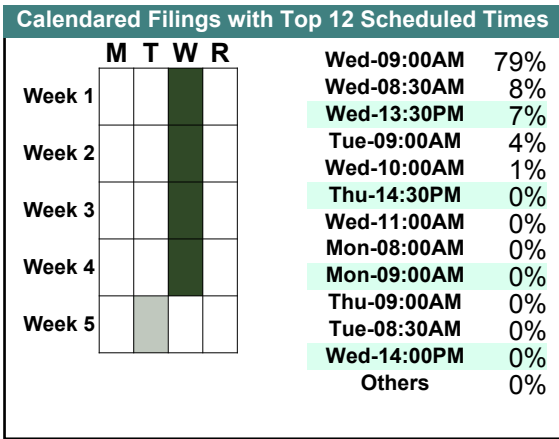
% of Filings by Case Type (Top 10)



CASELOAD STATISTICS OF THE GENERAL DISTRICT COURTS

August 2017

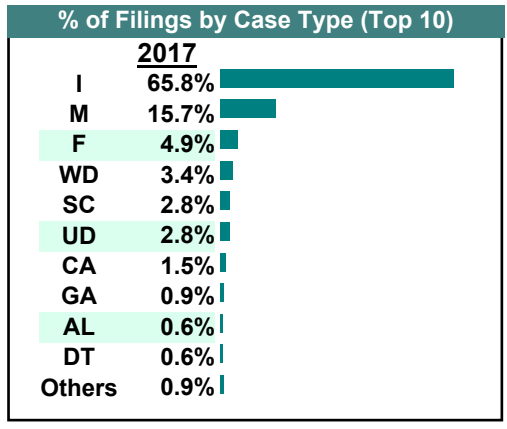
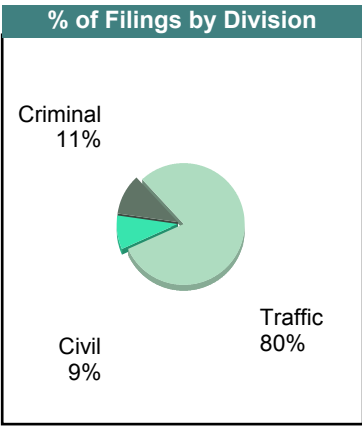
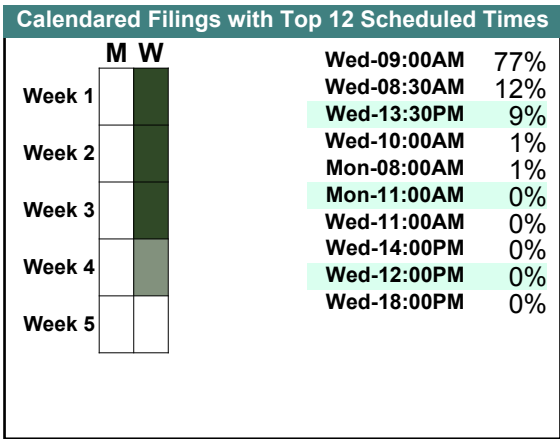
		<u>Filings</u>	<u>Hearings</u>	<u>Transactions</u>	<u>Concluded</u>	<u>Cont</u>
<u>Criminal</u>						
Capias	CA	0	3	3	1	2
Civil Violation	CV	0	3	3	0	3
Felony	F	27	92	92	41	51
Misdemeanor	M	23	73	73	30	43
Show Cause	SC	2	7	7	0	7
Criminal Total		52	178	178	72	106
<u>Traffic</u>						
Capias	CA	4	7	7	0	7
Civil Violation	CV	0	1	1	1	-
Felony	F	1	4	4	2	2
Infraction	I	397	225	450	382	68
Misdemeanor	M	43	101	102	45	57
Show Cause	SC	1	8	8	4	4
Traffic Total		446	346	572	434	138
<u>Civil</u>						
Admin License	AL	2	0	2	2	-
Detinue	DT	1	2	2	1	1
Garnishment	GA	9	0	9	9	-
Impoundment	IM	1	0	1	1	-
Interrogatory	IN	2	2	2	0	2
Protective Order	PO	0	0	1	1	-
Prelim Prot Order	PP	2	0	2	2	-
Unlawful Detainer	UD	4	5	6	6	-
Warrant in Debt	WD	20	26	31	24	7
Civil Total		41	35	56	46	10
Nelson Totals		539	559	806	552	254



CASELOAD STATISTICS OF THE GENERAL DISTRICT COURTS

July 2017

		<u>Filings</u>	<u>Hearings</u>	<u>Transactions</u>	<u>Concluded</u>	<u>Cont</u>
<u>Criminal</u>						
Capias	CA	2	7	7	3	4
Civil Violation	CV	1	1	1	0	1
Felony	F	15	50	50	28	22
Misdemeanor	M	15	45	45	20	25
Show Cause	SC	2	9	9	2	7
Criminal Total		35	112	112	53	59
<u>Traffic</u>						
Capias	CA	3	6	6	3	3
Civil Violation	CV	0	2	2	1	1
Felony	F	1	6	6	3	3
Infraction	I	214	135	263	227	36
Misdemeanor	M	36	81	81	34	47
Restricted O/L	RL	1	1	1	1	-
Show Cause	SC	6	16	16	4	12
Traffic Total		261	247	375	273	102
<u>Civil</u>						
Admin License	AL	2	0	2	2	-
Detinue	DT	2	2	2	1	1
Garnishment	GA	3	1	3	2	1
Interrogatory	IN	1	1	2	1	1
Show Cause	SC	1	1	1	0	1
Tenants Assertion	TA	0	1	1	1	-
Unlawful Detainer	UD	9	8	10	8	2
Warrant in Debt	WD	11	14	20	10	10
Civil Total		29	28	41	25	16
Nelson Totals		325	387	528	351	177

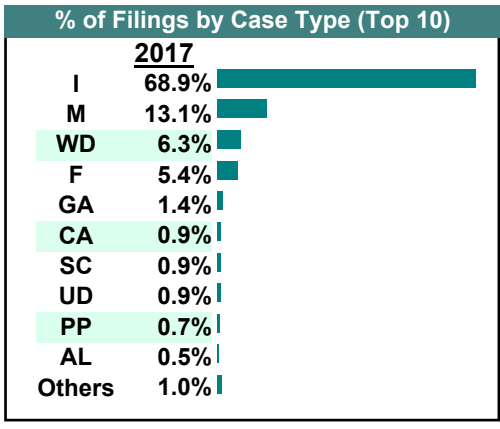
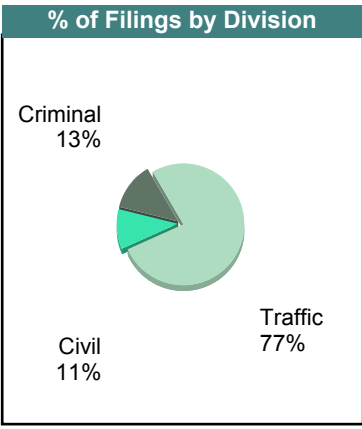
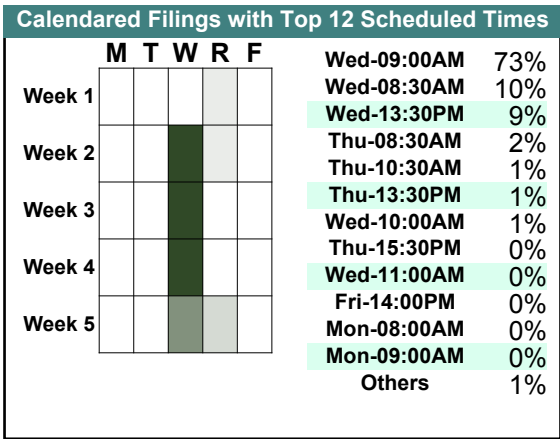


CASELOAD STATISTICS OF THE GENERAL DISTRICT COURTS

June 2017

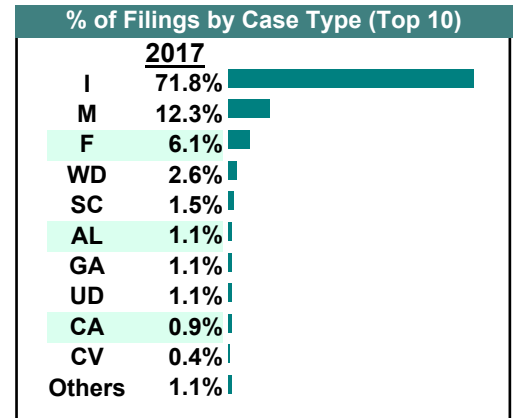
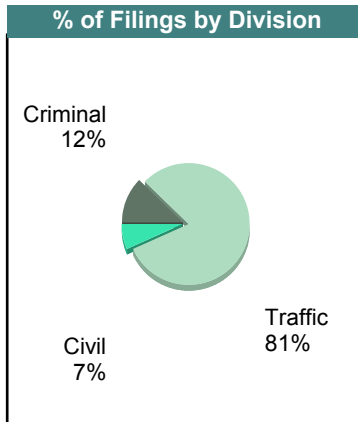
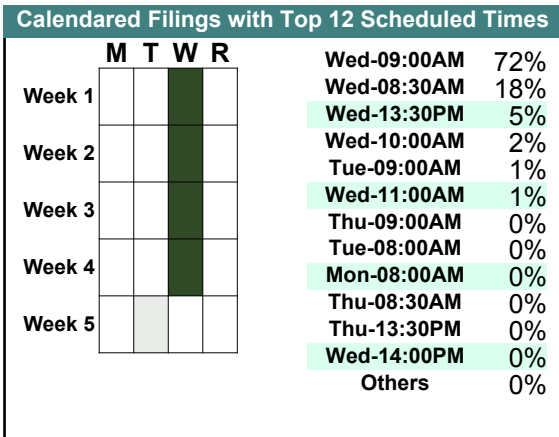
Nelson
District: 24

		<u>Filings</u>	<u>Hearings</u>	<u>Transactions</u>	<u>Concluded</u>	<u>Cont</u>
<u>Criminal</u>						
Capias	CA	3	7	7	2	5
Felony	F	30	63	63	10	53
Misdemeanor	M	39	69	70	30	40
Show Cause	SC	0	8	8	4	4
Criminal Total		72	147	148	46	102
<u>Traffic</u>						
Capias	CA	2	7	7	0	7
Civil Violation	CV	1	3	3	1	2
Felony	F	1	6	6	0	6
Infraction	I	395	219	448	388	60
Misdemeanor	M	36	76	76	27	49
Show Cause	SC	5	13	13	3	10
Traffic Total		440	324	553	419	134
<u>Civil</u>						
Abstract	AJ	1	0	1	1	-
Admin License	AL	3	0	3	3	-
Bond Forfeiture	BF	1	1	2	1	1
Garnishment	GA	8	0	8	8	-
Interrogatory	IN	0	0	1	1	-
Other	OT	1	0	1	1	-
Protective Order	PO	2	2	2	0	2
Prelim Prot Order	PP	4	0	4	4	-
Unlawful Detainer	UD	5	4	5	5	-
Warrant in Debt	WD	36	32	44	32	12
Civil Total		61	39	71	56	15
Nelson Totals		573	510	772	521	251



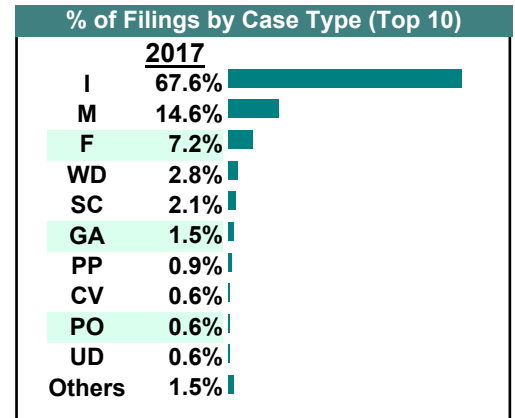
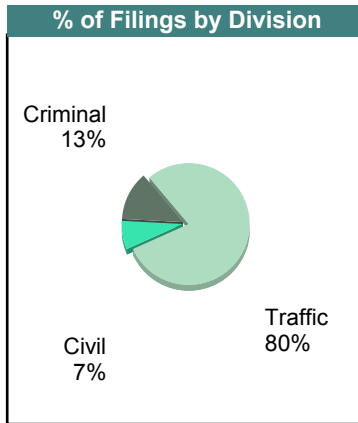
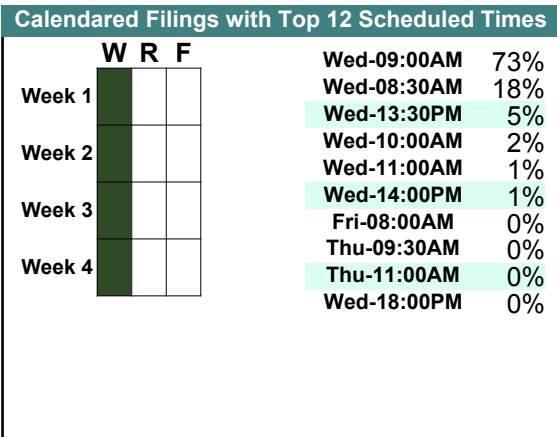
May 2017

		Filings	Hearings	Transactions	Concluded	Cont
<u>Criminal</u>						
Capias	CA	2	5	5	0	5
Felony	F	26	72	72	14	58
Misdemeanor	M	25	47	47	14	33
Show Cause	SC	2	14	14	3	11
Criminal Total		55	138	138	31	107
<u>Traffic</u>						
Capias	CA	2	5	5	0	5
Civil Violation	CV	2	5	5	2	3
Felony	F	2	5	5	0	5
Infraction	I	328	184	375	313	62
Misdemeanor	M	31	86	86	31	55
Restricted O/L	RL	1	1	1	1	-
Show Cause	SC	5	16	16	5	11
Traffic Total		371	302	493	352	141
<u>Civil</u>						
Abstract	AJ	1	0	1	1	-
Admin License	AL	5	0	5	5	-
Detinue	DT	1	1	1	1	-
Garnishment	GA	5	0	5	5	-
Interrogatory	IN	1	1	2	1	1
Show Cause	SC	0	0	1	1	-
Tenants Assertion	TA	1	1	1	0	1
Unlawful Detainer	UD	5	4	6	5	1
Warrant in Debt	WD	12	10	15	10	5
Civil Total		31	17	37	29	8
Nelson Totals		457	457	668	412	256

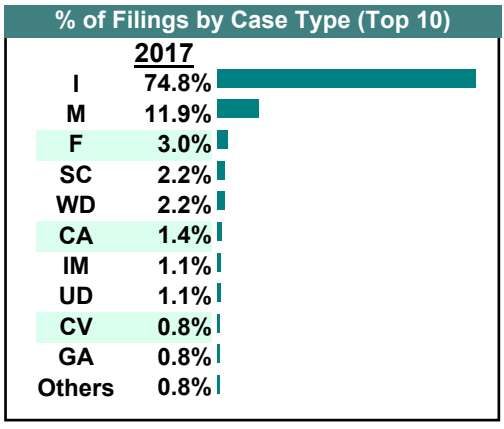
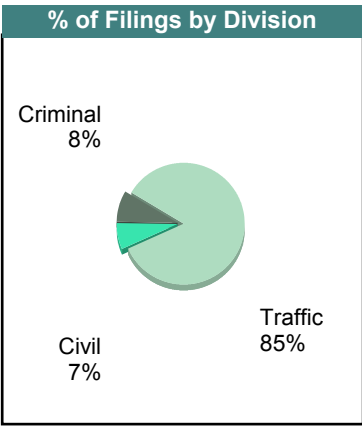
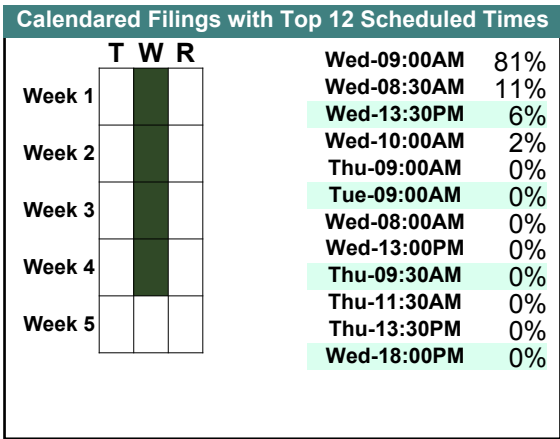


April 2017

		Filings	Hearings	Transactions	Concluded	Cont
<u>Criminal</u>						
Capias	CA	1	4	4	3	1
Civil Violation	CV	2	3	3	1	2
Felony	F	34	61	61	19	42
Misdemeanor	M	25	45	46	18	28
Show Cause	SC	7	13	13	2	11
Criminal Total		69	126	127	43	84
<u>Traffic</u>						
Capias	CA	0	2	2	1	1
Civil Violation	CV	1	1	1	0	1
Felony	F	4	4	4	0	4
Infraction	I	357	172	393	347	46
Misdemeanor	M	52	84	84	42	42
Restricted O/L	RL	2	2	2	2	-
Show Cause	SC	4	6	6	2	4
Traffic Total		420	271	492	394	98
<u>Civil</u>						
Admin License	AL	1	0	1	1	-
Detinue	DT	1	1	1	1	-
Garnishment	GA	8	1	9	8	1
Impoundment	IM	1	0	1	1	-
Interrogatory	IN	0	1	1	0	1
Motion for Judgment	MJ	0	2	2	2	-
Other	OT	2	0	2	2	-
Protective Order	PO	3	0	3	3	-
Prelim Prot Order	PP	5	0	5	5	-
Unlawful Detainer	UD	3	5	5	4	1
Warrant in Debt	WD	15	16	23	16	7
Civil Total		39	26	53	43	10
Nelson Totals		528	423	672	480	192

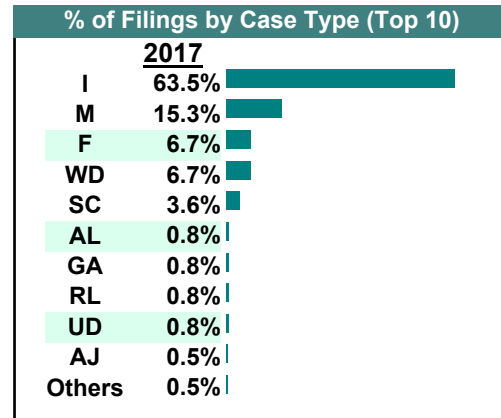
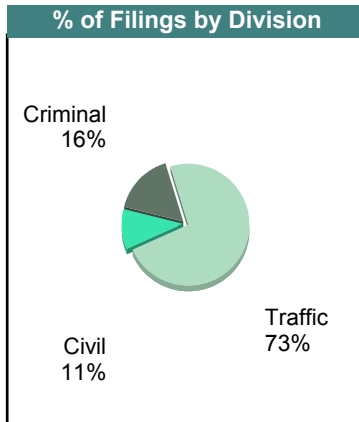
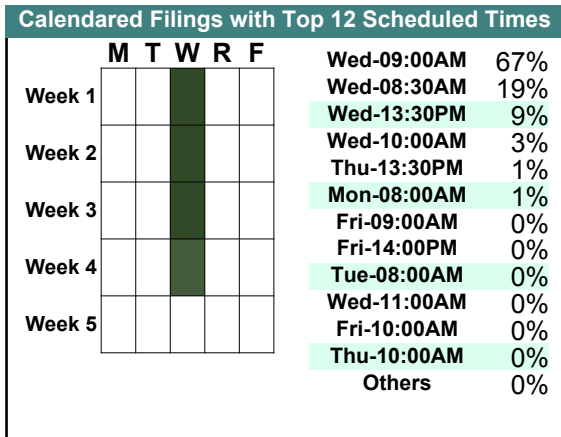


		Filings	Hearings	Transactions	Concluded	Cont
<u>Criminal</u>						
Capias	CA	1	3	3	0	3
Civil Violation	CV	1	1	1	1	-
Felony	F	10	44	44	8	36
Misdemeanor	M	17	50	50	23	27
Show Cause	SC	1	4	4	0	4
Criminal Total		30	102	102	32	70
<u>Traffic</u>						
Capias	CA	2	8	8	3	5
Civil Violation	CV	2	4	4	1	3
Felony	F	1	5	5	3	2
Infraction	I	276	179	330	294	36
Misdemeanor	M	27	78	78	34	44
Show Cause	SC	5	16	16	5	11
Traffic Total		313	290	441	340	101
<u>Civil</u>						
Abstract	AJ	1	0	1	1	-
Capias	CA	2	0	2	2	-
Garnishment	GA	3	1	3	2	-
Impoundment	IM	4	0	4	4	-
Interrogatory	IN	1	0	4	4	-
Other	OT	1	0	1	1	-
Show Cause	SC	2	0	4	4	-
Unlawful Detainer	UD	4	4	5	4	1
Warrant in Debt	WD	8	10	13	9	4
Civil Total		26	15	37	31	5
Nelson Totals		369	407	580	403	176



February 2017

		<u>Filings</u>	<u>Hearings</u>	<u>Transactions</u>	<u>Concluded</u>	<u>Cont</u>
<u>Criminal</u>						
Capias	CA	1	4	4	1	3
Civil Violation	CV	0	1	1	1	-
Felony	F	26	60	60	28	32
Misdemeanor	M	31	60	60	30	30
Show Cause	SC	5	11	11	2	9
Criminal Total		63	136	136	62	74
<u>Traffic</u>						
Capias	CA	0	2	2	0	2
Civil Violation	CV	1	1	1	0	1
Felony	F	0	2	2	1	1
Infraction	I	245	141	287	246	41
Misdemeanor	M	28	73	73	24	49
Restricted O/L	RL	3	3	3	3	-
Show Cause	SC	5	6	6	2	4
Traffic Total		282	228	374	276	98
<u>Civil</u>						
Abstract	AJ	2	0	2	2	-
Admin License	AL	3	0	3	3	-
Garnishment	GA	3	0	3	3	-
Interrogatory	IN	0	4	5	1	4
Motion for Judgment	MJ	0	1	1	0	1
Show Cause	SC	4	3	4	1	3
Unlawful Detainer	UD	3	3	3	2	1
Warrant in Debt	WD	26	23	30	19	11
Civil Total		41	34	51	31	20
Nelson Totals		386	398	561	369	192

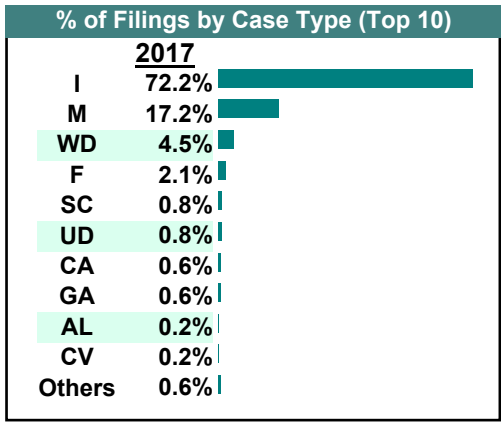
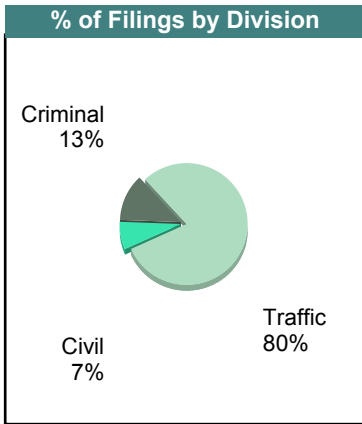
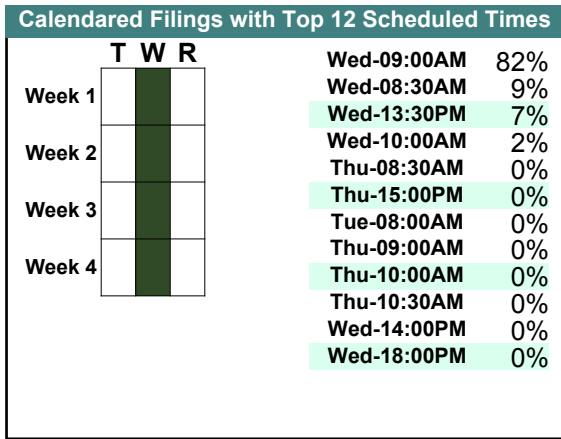


CASELOAD STATISTICS OF THE GENERAL DISTRICT COURTS

January 2017

Nelson
District: 24

		<u>Filings</u>	<u>Hearings</u>	<u>Transactions</u>	<u>Concluded</u>	<u>Cont</u>
<u>Criminal</u>						
Capias	CA	3	5	5	2	3
Civil Violation	CV	1	1	1	0	1
Felony	F	8	49	49	22	27
Misdemeanor	M	46	90	91	54	37
Show Cause	SC	1	4	4	0	4
Criminal Total		59	149	150	78	72
<u>Traffic</u>						
Capias	CA	0	3	3	2	1
Civil Violation	CV	0	1	1	0	1
Felony	F	2	5	5	2	3
Infraction	I	340	215	399	343	56
Misdemeanor	M	35	85	86	38	48
Show Cause	SC	1	2	2	0	2
Traffic Total		378	311	496	385	111
<u>Civil</u>						
Admin License	AL	1	0	1	1	-
Detinue	DT	0	0	1	1	-
Garnishment	GA	3	0	3	3	-
Interrogatory	IN	1	6	11	5	6
Motion for Judgment	MJ	1	1	1	0	1
Prelim Prot Order	PP	1	1	2	1	1
Show Cause	SC	2	0	3	3	-
Unlawful Detainer	UD	4	3	5	4	1
Warrant in Debt	WD	21	18	25	22	3
Civil Total		34	29	52	40	12
Nelson Totals		471	489	698	503	195

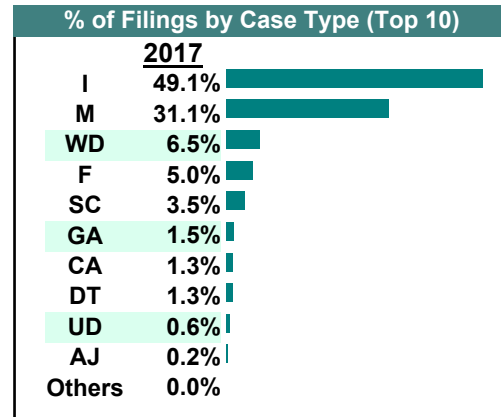
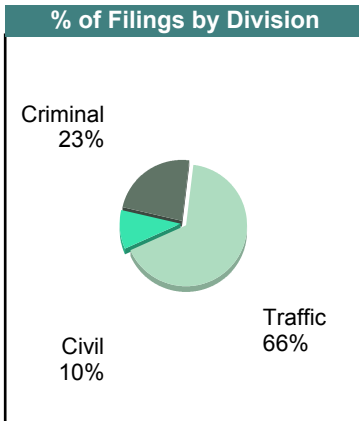
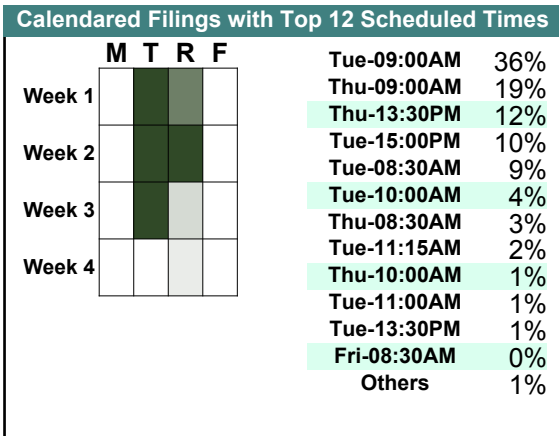


Filings by Court & Division

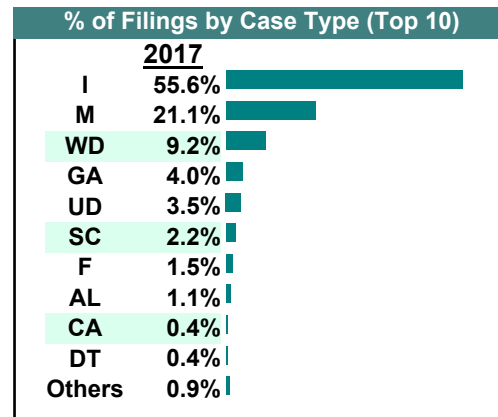
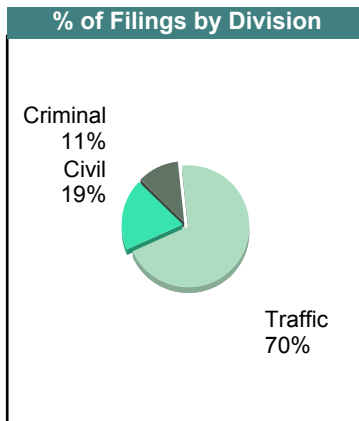
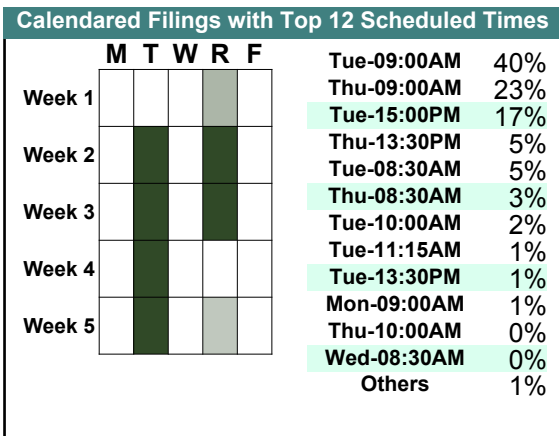
	Amherst	Bedford	Campbell	Lynchburg	Nelson	Total	
C	Misdemeanor	741 11%	1,676 26%	901 14%	2,785 43%	370 6%	6,473
	Felony	419 13%	667 21%	387 12%	1,386 45%	247 8%	3,106
	Show Cause	129 10%	343 27%	185 15%	573 45%	32 3%	1,262
	Capias	60 9%	148 23%	83 13%	349 53%	17 3%	657
	Civil Violation	6 4%	65 41%	19 12%	61 39%	7 4%	158
	Motion	47 54%	- 0%	40 46%	- 0%	- 0%	87
	Restricted O/L	- 0%	- 0%	- 0%	1 100%	- 0%	1
	Total	1,402 12%	2,899 25%	1,615 14%	5,155 44%	673 6%	11,744
T	Infraction	8,477 30%	6,613 24%	4,672 17%	4,803 17%	3,454 12%	28,019
	Misdemeanor	1,082 19%	1,318 23%	1,039 18%	1,861 32%	439 8%	5,739
	Show Cause	113 16%	230 33%	104 15%	215 30%	45 6%	707
	Capias	85 19%	125 28%	55 12%	154 35%	26 6%	445
	Felony	20 13%	19 12%	35 23%	64 42%	15 10%	153
	Motion	53 93%	- 0%	4 7%	- 0%	- 0%	57
	Restricted O/L	- 0%	- 0%	3 6%	41 80%	7 14%	51
	Civil Violation	24 51%	6 13%	3 6%	1 2%	13 28%	47
	Other	- 0%	- 0%	- 0%	- 0%	1 100%	1
	Total	9,854 28%	8,311 24%	5,915 17%	7,139 20%	4,000 11%	35,219
V	Warrant in Debt	790 10%	1,543 19%	2,290 29%	3,060 38%	293 4%	7,976
	Unlawful Detainer	261 8%	498 15%	646 19%	1,963 57%	49 1%	3,417
	Garnishment	293 9%	688 22%	407 13%	1,649 53%	76 2%	3,113
	Detinue	94 8%	154 14%	182 16%	679 61%	8 1%	1,117
	Interrogatory	87 13%	169 25%	171 26%	227 34%	9 1%	663

	Amherst	Bedford	Campbell	Lynchburg	Nelson	Total
V Admin License	74	108	94	199	31	506
	15%	21%	19%	39%	6%	
Prelim Prot Order	59	103	91	196	20	469
	13%	22%	19%	42%	4%	
Protective Order	52	92	77	165	12	398
	13%	23%	19%	41%	3%	
Other	26	103	24	73	4	230
	11%	45%	10%	32%	2%	
Impoundment	25	74	16	74	7	196
	13%	38%	8%	38%	4%	
Show Cause	69	6	88	13	13	189
	37%	3%	47%	7%	7%	
Abstract	3	13	10	20	7	53
	6%	25%	19%	38%	13%	
Bond Forfeiture	-	-	15	36	1	52
	0%	0%	29%	69%	2%	
Capias	8	-	13	-	4	25
	32%	0%	52%	0%	16%	
Counter Claim	-	-	7	14	-	21
	0%	0%	33%	67%	0%	
Tenants Assertion	2	1	4	13	1	21
	10%	5%	19%	62%	5%	
Petition-Restore Arms	-	3	4	1	-	8
	0%	38%	50%	13%	0%	
Overweight	2	2	3	-	-	7
	29%	29%	43%	0%	0%	
Motion for Judgment	3	-	-	1	1	5
	60%	0%	0%	20%	20%	
Total	1,848	3,557	4,142	8,383	536	18,466
	10%	19%	22%	45%	3%	
Total	13,104	14,767	11,672	20,677	5,209	65,429
	20%	23%	18%	32%	8%	

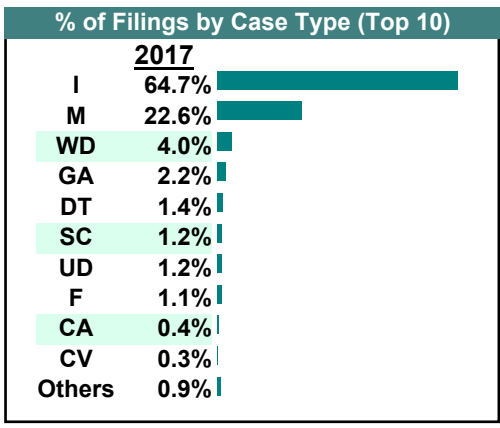
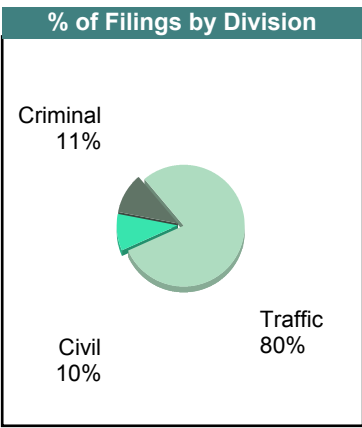
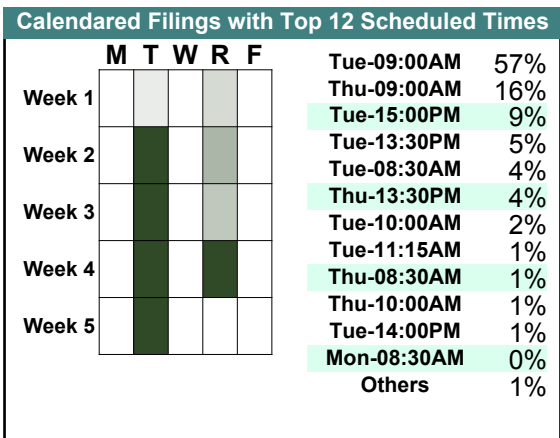
		Filings	Hearings	Transactions	Concluded	Cont
<u>Criminal</u>						
Capias	CA	3	7	7	1	6
Civil Violation	CV	0	3	3	1	2
Felony	F	23	34	35	10	25
Misdemeanor	M	72	138	140	64	76
Show Cause	SC	14	27	27	8	19
Criminal Total		112	209	212	84	128
<u>Traffic</u>						
Capias	CA	3	4	4	4	-
Felony	F	1	1	1	0	1
Infraction	I	235	207	364	288	76
Misdemeanor	M	77	211	211	122	89
Show Cause	SC	2	3	3	3	-
Traffic Total		318	426	583	417	166
<u>Civil</u>						
Abstract	AJ	1	0	1	1	-
Detinue	DT	6	7	14	12	2
Garnishment	GA	7	0	7	7	-
Interrogatory	IN	0	0	1	1	-
Show Cause	SC	1	0	1	1	-
Unlawful Detainer	UD	3	5	7	4	3
Warrant in Debt	WD	31	29	42	35	7
Civil Total		49	41	73	61	12
Allegheny Totals		479	676	868	562	306



		Filings	Hearings	Transactions	Concluded	Cont
<u>Criminal</u>						
Capias	CA	1	3	3	2	1
Civil Violation	CV	1	3	3	1	2
Felony	F	7	23	24	16	8
Misdemeanor	M	32	88	92	49	43
Show Cause	SC	9	16	16	7	9
Criminal Total		50	133	138	75	63
<u>Traffic</u>						
Capias	CA	1	5	5	4	1
Infraction	I	253	190	306	221	85
Misdemeanor	M	64	114	114	62	52
Show Cause	SC	1	1	1	1	-
Traffic Total		319	310	426	288	138
<u>Civil</u>						
Admin License	AL	5	0	5	5	-
Detinue	DT	2	3	5	4	1
Garnishment	GA	18	6	25	19	6
Protective Order	PO	1	0	1	1	-
Petition-Restore Arms	PR	2	1	2	1	1
Unlawful Detainer	UD	16	17	22	15	7
Warrant in Debt	WD	42	40	45	36	9
Civil Total		86	67	105	81	24
Allegheny Totals		455	510	669	444	225

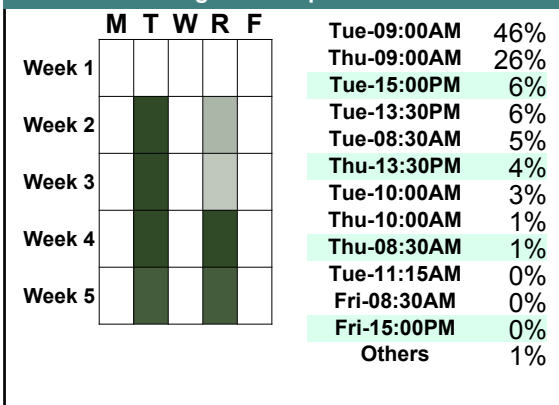


		<u>Filings</u>	<u>Hearings</u>	<u>Transactions</u>	<u>Concluded</u>	<u>Cont</u>
<u>Criminal</u>						
Capias	CA	1	6	6	2	4
Civil Violation	CV	3	9	9	5	4
Felony	F	13	34	34	16	18
Misdemeanor	M	92	167	176	90	86
Show Cause	SC	13	16	16	5	11
Criminal Total		122	232	241	118	123
<u>Traffic</u>						
Capias	CA	3	12	12	6	6
Infraction	I	735	389	789	701	88
Misdemeanor	M	165	287	287	149	138
Show Cause	SC	1	6	6	3	3
Traffic Total		904	694	1,094	859	235
<u>Civil</u>						
Admin License	AL	2	0	2	2	-
Detinue	DT	16	9	19	12	7
Garnishment	GA	25	4	30	26	4
Interrogatory	IN	1	1	1	0	1
Protective Order	PO	3	0	3	3	-
Prelim Prot Order	PP	3	0	3	3	-
Petition-Restore Arms	PR	1	0	1	1	-
Unlawful Detainer	UD	14	11	16	11	5
Warrant in Debt	WD	45	44	56	45	11
Civil Total		110	69	131	103	28
Allegheny Totals		1,136	995	1,466	1,080	386

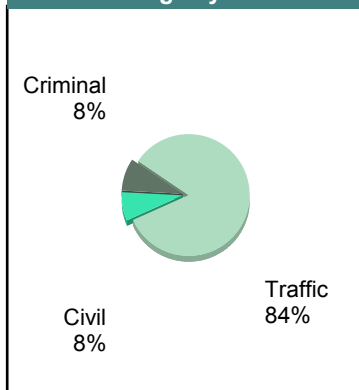


		<u>Filings</u>	<u>Hearings</u>	<u>Transactions</u>	<u>Concluded</u>	<u>Cont</u>
<u>Criminal</u>						
Capias	CA	4	7	7	3	4
Civil Violation	CV	1	5	5	2	3
Felony	F	9	32	36	19	17
Misdemeanor	M	73	137	139	56	83
Show Cause	SC	7	12	12	11	1
Criminal Total		94	193	199	91	108
<u>Traffic</u>						
Capias	CA	4	6	6	2	4
Felony	F	0	0	1	1	-
Infraction	I	737	408	822	726	96
Misdemeanor	M	193	299	299	170	129
Show Cause	SC	1	2	2	0	2
Traffic Total		935	715	1,130	899	231
<u>Civil</u>						
Admin License	AL	4	0	4	4	-
Bond Forfeiture	BF	1	0	1	1	-
Detinue	DT	16	10	18	15	3
Garnishment	GA	20	2	21	19	2
Interrogatory	IN	3	0	3	3	-
Protective Order	PO	1	0	1	1	-
Prelim Prot Order	PP	2	0	2	2	-
Unlawful Detainer	UD	10	10	14	11	3
Warrant in Debt	WD	28	27	29	22	7
Civil Total		85	49	93	78	15
Allegheny Totals		1,114	957	1,422	1,068	354

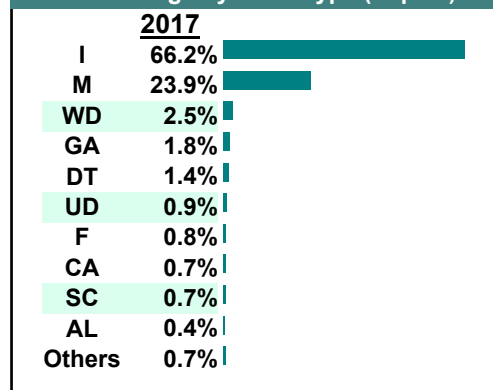
Calendared Filings with Top 12 Scheduled Times



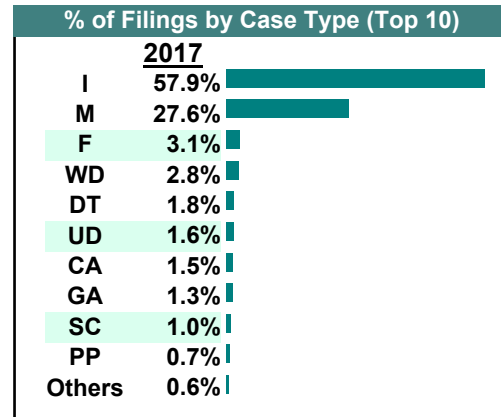
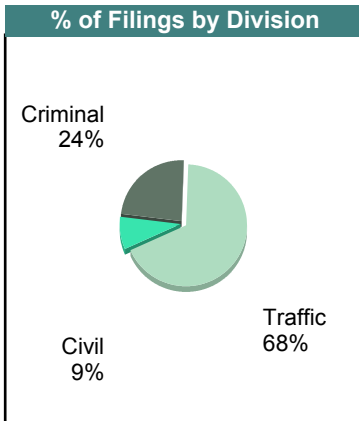
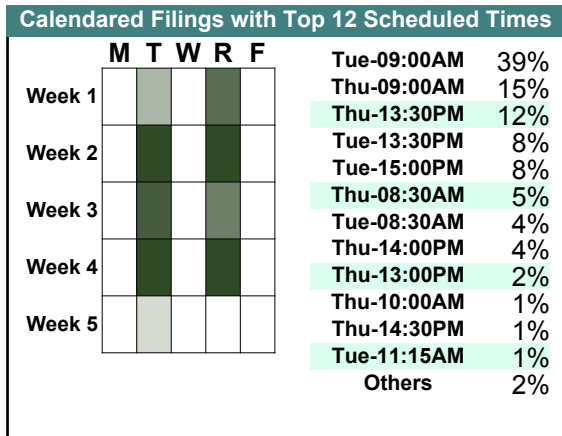
% of Filings by Division



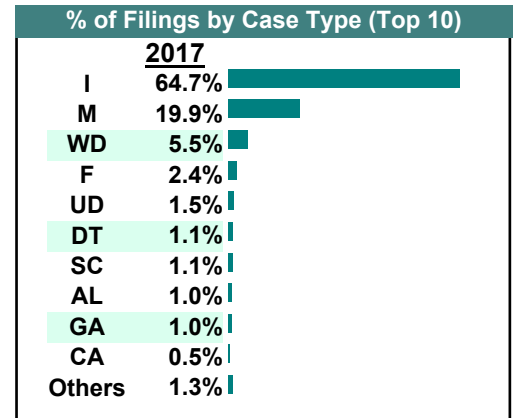
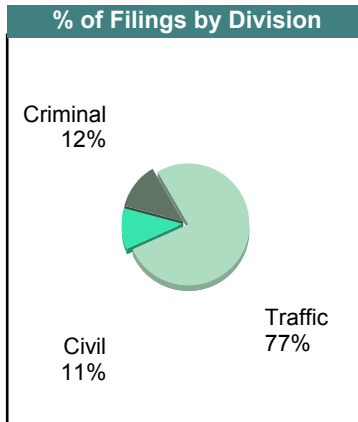
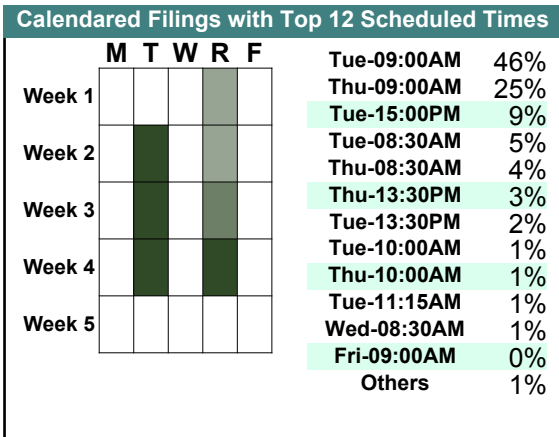
% of Filings by Case Type (Top 10)



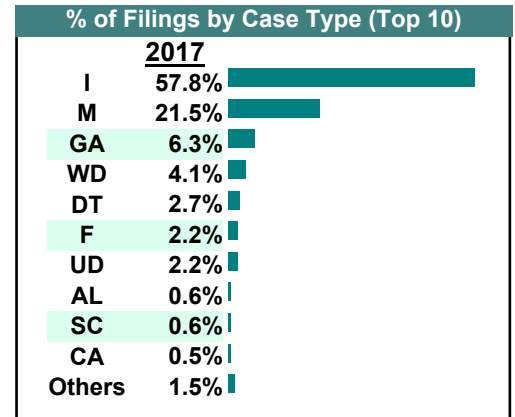
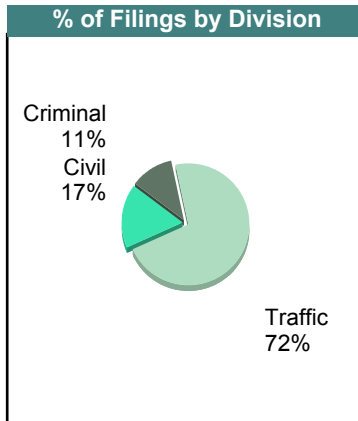
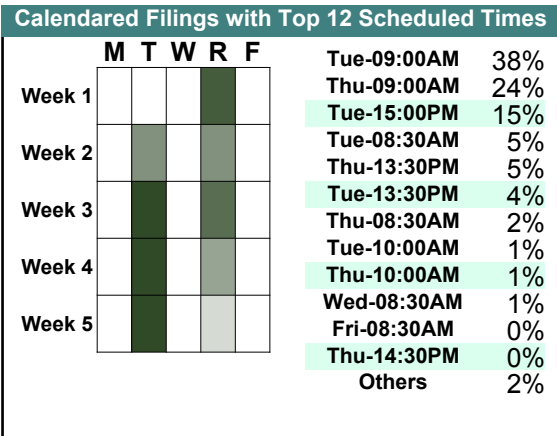
		Filings	Hearings	Transactions	Concluded	Cont
<u>Criminal</u>						
Capias	CA	5	8	8	3	5
Civil Violation	CV	1	2	2	0	2
Felony	F	21	29	31	8	23
Misdemeanor	M	129	164	196	129	67
Show Cause	SC	5	11	11	2	9
Criminal Total		161	214	248	142	106
<u>Traffic</u>						
Capias	CA	5	12	12	5	7
Infraction	I	394	206	431	379	52
Misdemeanor	M	59	125	126	73	53
Show Cause	SC	2	8	8	4	4
Traffic Total		460	351	577	461	116
<u>Civil</u>						
Admin License	AL	2	0	2	2	-
Counter Claim	CC	0	0	1	1	-
Detinue	DT	12	9	19	14	5
Garnishment	GA	9	3	11	8	3
Protective Order	PO	1	0	1	1	-
Prelim Prot Order	PP	5	0	5	5	-
Unlawful Detainer	UD	11	10	12	9	3
Warrant in Debt	WD	19	18	27	21	6
Civil Total		59	40	78	61	17
Allegheny Totals		680	605	903	664	239



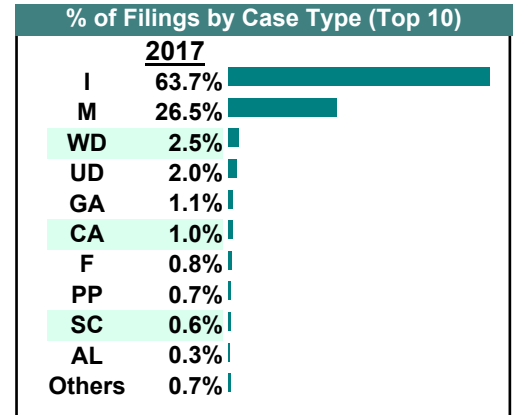
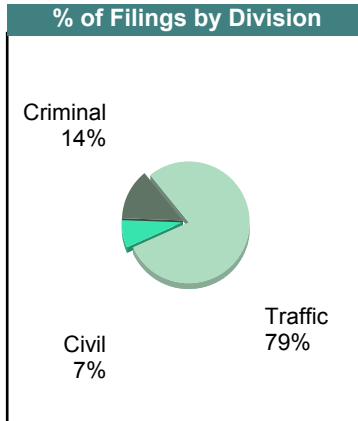
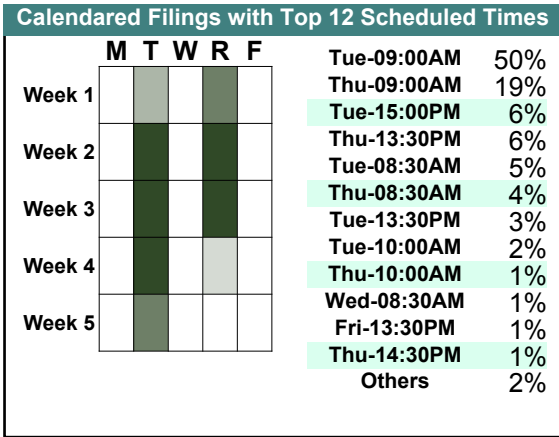
		<u>Filings</u>	<u>Hearings</u>	<u>Transactions</u>	<u>Concluded</u>	<u>Cont</u>
<u>Criminal</u>						
Capias	CA	2	3	3	0	3
Civil Violation	CV	4	4	4	1	3
Felony	F	19	31	31	11	20
Misdemeanor	M	69	116	119	55	64
Show Cause	SC	7	11	11	5	6
Criminal Total		101	165	168	72	96
<u>Traffic</u>						
Capias	CA	2	5	5	2	3
Felony	F	1	1	1	0	1
Infraction	I	530	274	591	538	53
Misdemeanor	M	94	169	169	77	92
Show Cause	SC	2	2	2	0	2
Traffic Total		629	451	768	617	151
<u>Civil</u>						
Abstract	AJ	1	0	1	1	-
Admin License	AL	8	0	8	8	-
Detinue	DT	9	10	15	11	4
Garnishment	GA	8	1	9	8	1
Impoundment	IM	2	0	2	2	-
Protective Order	PO	1	0	1	1	-
Prelim Prot Order	PP	2	0	2	2	-
Tenants Assertion	TA	1	0	1	1	-
Unlawful Detainer	UD	12	11	15	13	2
Warrant in Debt	WD	45	50	63	55	8
Civil Total		89	72	117	102	15
Allegheny Totals		819	688	1,053	791	262



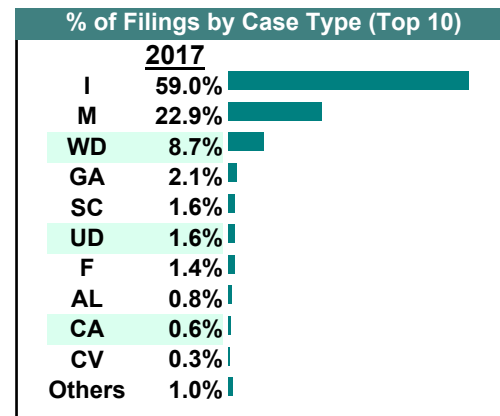
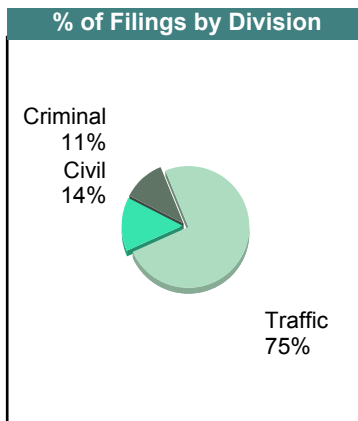
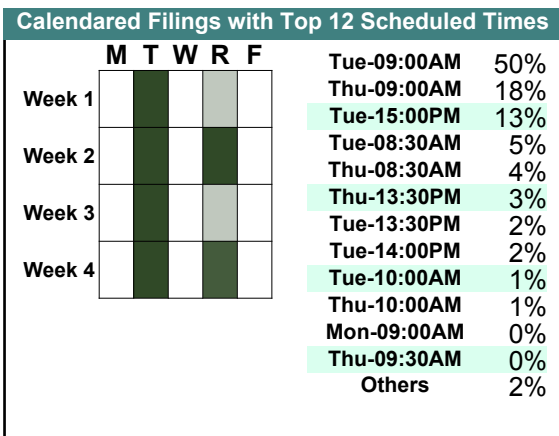
		<u>Filings</u>	<u>Hearings</u>	<u>Transactions</u>	<u>Concluded</u>	<u>Cont</u>
<u>Criminal</u>						
Capias	CA	2	9	9	5	4
Civil Violation	CV	2	7	7	3	4
Felony	F	18	33	35	15	20
Misdemeanor	M	66	138	142	75	67
Show Cause	SC	4	13	13	5	8
Criminal Total		92	200	206	103	103
<u>Traffic</u>						
Capias	CA	2	6	6	3	3
Civil Violation	CV	1	1	1	1	-
Felony	F	0	1	1	1	-
Infraction	I	470	288	540	471	69
Misdemeanor	M	109	192	192	100	92
Show Cause	SC	1	1	1	0	1
Traffic Total		583	489	741	576	165
<u>Civil</u>						
Admin License	AL	5	0	5	5	-
Bond Forfeiture	BF	1	0	1	1	-
Counter Claim	CC	1	1	2	1	1
Detinue	DT	22	16	25	16	9
Garnishment	GA	51	9	53	44	9
Impoundment	IM	2	0	2	2	-
Other	OT	1	0	1	1	-
Protective Order	PO	2	0	2	2	-
Prelim Prot Order	PP	2	0	2	2	-
Unlawful Detainer	UD	18	14	22	19	3
Warrant in Debt	WD	33	36	41	32	9
Civil Total		138	76	156	125	31
Allegheny Totals		813	765	1,103	804	299



		Filings	Hearings	Transactions	Concluded	Cont
<u>Criminal</u>						
Capias	CA	4	12	12	6	6
Civil Violation	CV	1	3	3	2	1
Felony	F	6	32	33	24	9
Misdemeanor	M	82	183	190	107	83
Show Cause	SC	4	9	9	6	3
Criminal Total		97	239	247	145	102
<u>Traffic</u>						
Capias	CA	3	7	7	2	5
Felony	F	0	2	2	1	1
Infraction	I	450	252	526	452	74
Misdemeanor	M	105	190	190	96	94
Show Cause	SC	0	1	1	1	-
Traffic Total		558	452	726	552	174
<u>Civil</u>						
Abstract	AJ	1	0	1	1	-
Admin License	AL	2	0	2	2	-
Detinue	DT	1	3	5	3	2
Garnishment	GA	8	1	9	8	1
Protective Order	PO	1	0	1	1	-
Prelim Prot Order	PP	5	0	5	5	-
Tenants Assertion	TA	1	0	1	1	-
Unlawful Detainer	UD	14	4	16	13	3
Warrant in Debt	WD	18	12	24	18	6
Civil Total		51	20	64	52	12
Allegheny Totals		706	711	1,037	749	288



		Filings	Hearings	Transactions	Concluded	Cont
<u>Criminal</u>						
Capias	CA	3	8	8	4	4
Civil Violation	CV	2	4	4	1	3
Felony	F	8	35	36	27	9
Misdemeanor	M	51	132	135	60	75
Show Cause	SC	7	30	30	23	7
Criminal Total		71	209	213	115	98
<u>Traffic</u>						
Capias	CA	1	6	6	3	3
Felony	F	1	1	2	1	1
Infraction	I	368	264	444	370	74
Misdemeanor	M	92	181	181	89	92
Show Cause	SC	3	4	4	1	3
Traffic Total		465	456	637	464	173
<u>Civil</u>						
Admin License	AL	5	0	5	5	-
Bond Forfeiture	BF	0	0	1	1	-
Detinue	DT	1	4	17	17	-
Garnishment	GA	13	2	15	13	2
Impoundment	IM	1	0	1	1	-
Interrogatory	IN	2	0	2	2	-
Prelim Prot Order	PP	2	0	2	2	-
Unlawful Detainer	UD	10	11	14	12	2
Warrant in Debt	WD	54	70	89	66	23
Civil Total		88	87	146	119	27
Allegheny Totals		624	752	996	698	298



CASELOAD STATISTICS OF THE GENERAL DISTRICT COURTS

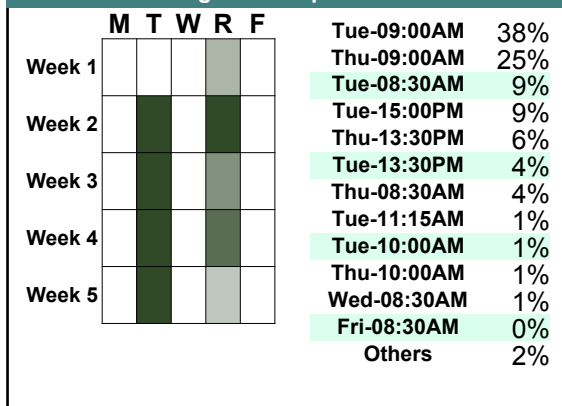
March 2017

Allegheny

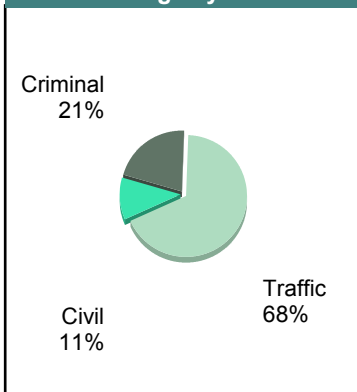
District: 25

		<u>Filings</u>	<u>Hearings</u>	<u>Transactions</u>	<u>Concluded</u>	<u>Cont</u>
<u>Criminal</u>						
Capias	CA	2	8	8	1	7
Civil Violation	CV	2	5	5	3	2
Felony	F	15	51	51	9	42
Misdemeanor	M	117	187	192	68	124
Show Cause	SC	11	22	22	3	19
Criminal Total		147	273	278	84	194
<u>Traffic</u>						
Capias	CA	3	8	8	3	5
Felony	F	1	3	3	1	2
Infraction	I	393	274	462	375	87
Misdemeanor	M	80	158	158	72	86
Show Cause	SC	1	3	3	2	1
Traffic Total		478	446	634	453	181
<u>Civil</u>						
Abstract	AJ	1	0	1	1	-
Admin License	AL	5	0	5	5	-
Counter Claim	CC	1	1	1	0	1
Detinue	DT	8	13	14	4	10
Garnishment	GA	10	5	15	10	5
Impoundment	IM	2	0	2	2	-
Other	OT	1	0	1	1	-
Protective Order	PO	1	0	1	1	-
Prelim Prot Order	PP	7	1	7	7	-
Unlawful Detainer	UD	13	28	40	19	21
Warrant in Debt	WD	30	35	45	18	27
Civil Total		79	83	132	68	64
Allegheny Totals		704	802	1,044	605	439

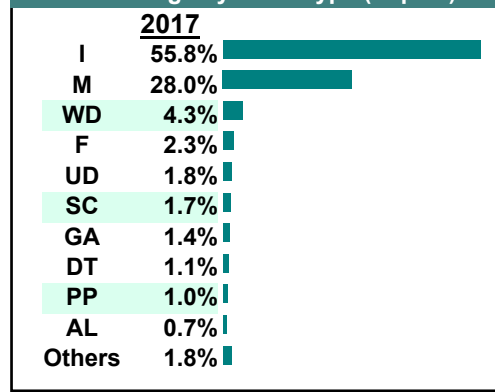
Calendared Filings with Top 12 Scheduled Times



% of Filings by Division

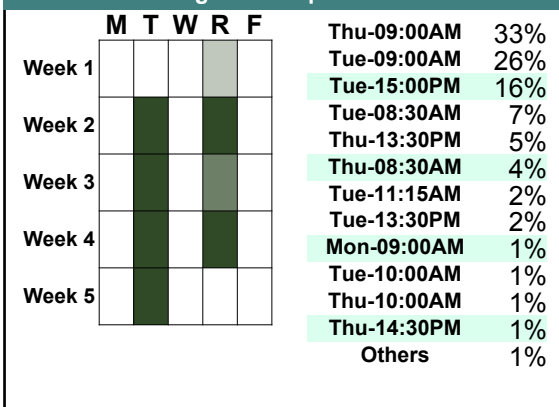


% of Filings by Case Type (Top 10)

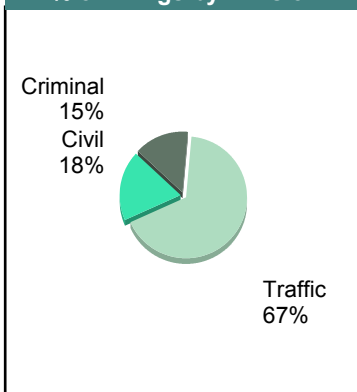


		Filings	Hearings	Transactions	Concluded	Cont
<u>Criminal</u>						
Capias	CA	2	5	5	1	4
Civil Violation	CV	1	1	1	0	1
Felony	F	19	42	44	17	27
Misdemeanor	M	43	93	95	35	60
Show Cause	SC	11	13	13	2	11
Criminal Total		76	154	158	55	103
<u>Traffic</u>						
Capias	CA	2	7	7	2	5
Felony	F	1	1	1	0	1
Infraction	I	302	191	351	307	44
Misdemeanor	M	41	107	107	58	49
Show Cause	SC	1	1	1	1	-
Traffic Total		347	307	467	368	99
<u>Civil</u>						
Admin License	AL	9	0	9	9	-
Bond Forfeiture	BF	1	1	1	0	1
Counter Claim	CC	1	1	1	1	-
Detinue	DT	27	27	33	18	15
Garnishment	GA	11	1	12	11	1
Overweight	OC	0	0	1	1	-
Protective Order	PO	1	0	1	1	-
Prelim Prot Order	PP	3	0	3	3	-
Unlawful Detainer	UD	21	17	22	12	10
Warrant in Debt	WD	22	21	33	25	8
Civil Total		96	68	116	81	35
Allegheny Totals		519	529	741	504	237

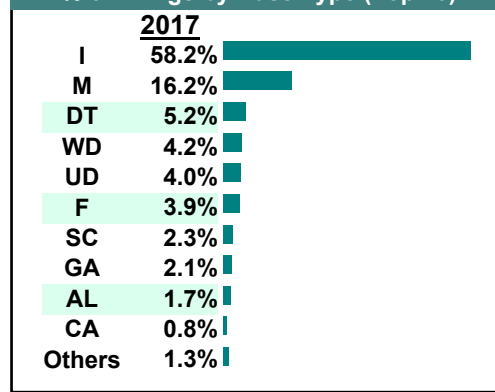
Calendared Filings with Top 12 Scheduled Times



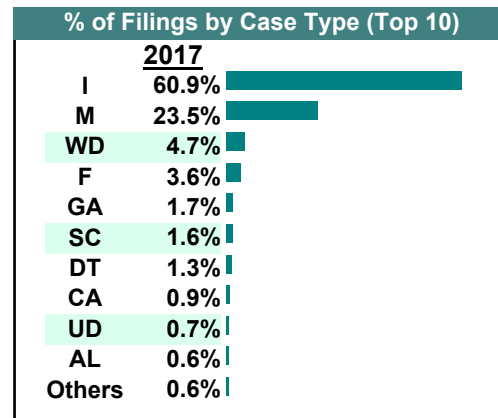
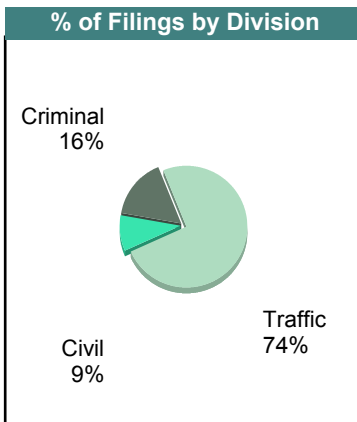
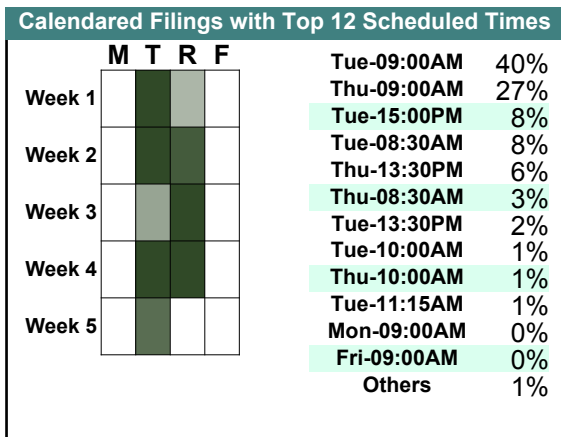
% of Filings by Division



% of Filings by Case Type (Top 10)

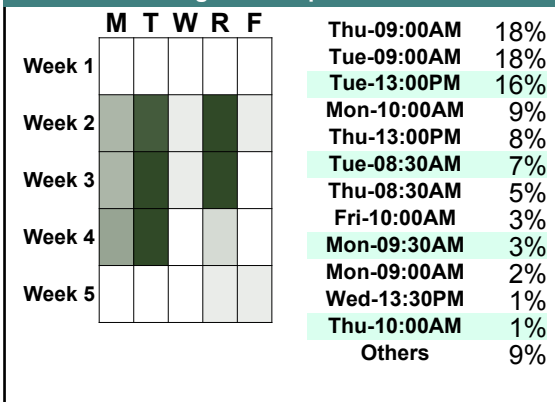


		<u>Filings</u>	<u>Hearings</u>	<u>Transactions</u>	<u>Concluded</u>	<u>Cont</u>
<u>Criminal</u>						
Capias	CA	3	9	9	4	5
Civil Violation	CV	2	5	5	3	2
Felony	F	31	52	53	19	34
Misdemeanor	M	99	146	156	82	74
Show Cause	SC	10	25	25	15	10
Criminal Total		145	237	248	123	125
<u>Traffic</u>						
Capias	CA	5	10	10	7	3
Felony	F	1	1	1	0	1
Infraction	I	541	290	588	527	61
Misdemeanor	M	110	206	206	108	98
Show Cause	SC	4	5	5	3	2
Traffic Total		661	512	810	645	165
<u>Civil</u>						
Admin License	AL	5	0	5	5	-
Detinue	DT	12	20	25	9	16
Garnishment	GA	15	2	19	17	2
Interrogatory	IN	1	0	1	1	-
Overweight	OC	0	1	1	0	1
Protective Order	PO	1	0	1	1	-
Prelim Prot Order	PP	1	0	1	1	-
Tenants Assertion	TA	0	0	1	1	-
Unlawful Detainer	UD	6	9	20	17	3
Warrant in Debt	WD	42	51	61	43	18
Civil Total		83	83	135	95	40
Allegheny Totals		889	832	1,193	863	330

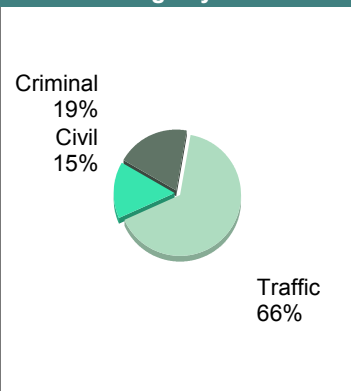


		<u>Filings</u>	<u>Hearings</u>	<u>Transactions</u>	<u>Concluded</u>	<u>Cont</u>
<u>Criminal</u>						
Capias	CA	24	45	45	21	24
Civil Violation	CV	0	4	4	2	2
Felony	F	63	194	194	69	125
Misdemeanor	M	111	259	261	87	174
Show Cause	SC	27	57	57	26	31
Criminal Total		225	559	561	205	356
<u>Traffic</u>						
Capias	CA	10	21	21	11	10
Felony	F	5	14	14	5	9
Infraction	I	586	476	776	615	161
Misdemeanor	M	127	323	323	142	181
Other	O	8	8	8	8	-
Show Cause	SC	24	37	37	28	9
Traffic Total		760	879	1,179	809	370
<u>Civil</u>						
Abstract	AJ	3	0	3	3	-
Admin License	AL	5	0	5	5	-
Counter Claim	CC	1	1	1	0	1
Detinue	DT	8	7	10	8	2
Garnishment	GA	24	0	24	24	-
Interrogatory	IN	2	1	5	4	1
Motion for Judgment	MJ	2	0	3	3	-
Protective Order	PO	8	4	8	4	4
Prelim Prot Order	PP	5	1	6	5	1
Petition-Restore Arms	PR	1	1	1	0	1
Show Cause	SC	0	1	4	3	1
Unlawful Detainer	UD	38	37	54	33	21
Warrant in Debt	WD	78	83	98	67	31
Civil Total		175	136	222	159	63
Augusta Totals		1,160	1,574	1,962	1,173	789

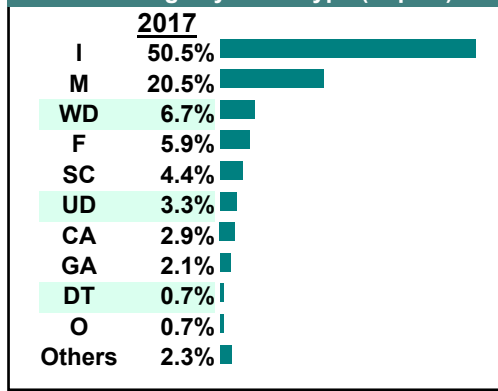
Calendared Filings with Top 12 Scheduled Times



% of Filings by Division



% of Filings by Case Type (Top 10)



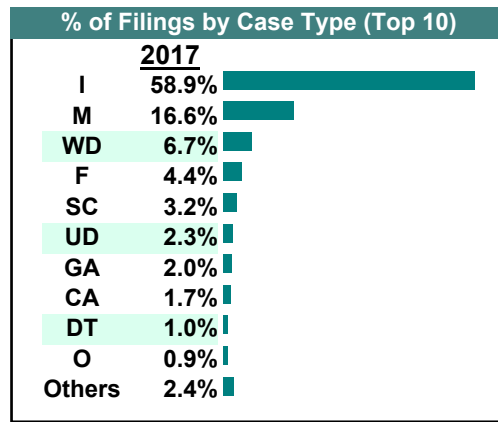
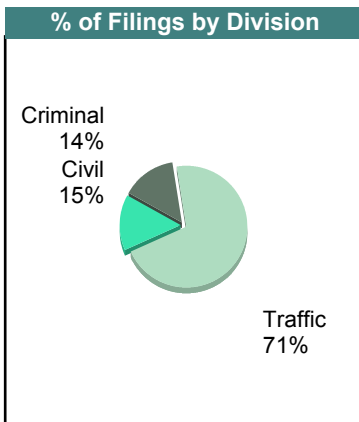
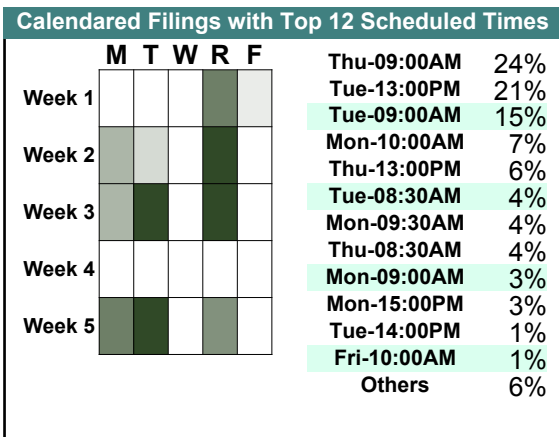
CASELOAD STATISTICS OF THE GENERAL DISTRICT COURTS

November 2017

Augusta

District: 25

		<u>Filings</u>	<u>Hearings</u>	<u>Transactions</u>	<u>Concluded</u>	<u>Cont</u>
<u>Criminal</u>						
Capias	CA	12	46	46	20	26
Civil Violation	CV	2	4	4	0	4
Felony	F	50	183	183	36	147
Misdemeanor	M	98	300	305	118	187
Other	O	2	2	2	2	-
Show Cause	SC	23	35	35	24	11
Criminal Total		187	570	575	200	375
<u>Traffic</u>						
Capias	CA	9	24	24	13	11
Felony	F	7	17	17	2	15
Infraction	I	768	609	941	705	236
Misdemeanor	M	118	311	311	152	159
Other	O	10	10	10	10	-
Show Cause	SC	12	17	17	14	3
Traffic Total		924	988	1,320	896	424
<u>Civil</u>						
Abstract	AJ	3	0	3	3	-
Admin License	AL	3	0	3	3	-
Bond Forfeiture	BF	0	0	2	2	-
Capias	CA	1	0	1	1	-
Detinue	DT	13	14	21	19	2
Garnishment	GA	26	1	27	26	1
Impoundment	IM	4	0	4	4	-
Interrogatory	IN	10	9	21	12	9
Motion for Judgment	MJ	2	3	3	0	3
Protective Order	PO	2	0	3	3	-
Prelim Prot Order	PP	4	0	4	4	-
Petition-Restore Arms	PR	1	0	1	1	-
Show Cause	SC	7	3	11	8	3
Unlawful Detainer	UD	30	52	74	47	27
Warrant in Debt	WD	87	101	125	95	30
Civil Total		193	183	303	228	75
Augusta Totals		1,304	1,741	2,198	1,324	874



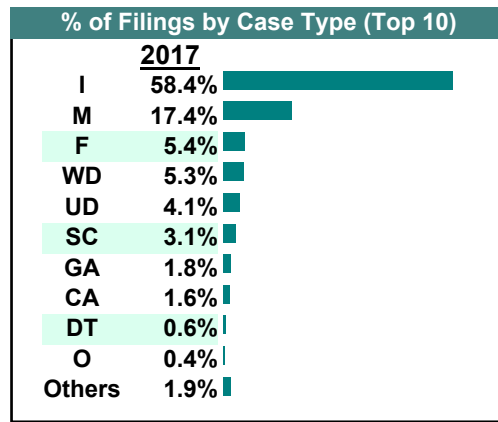
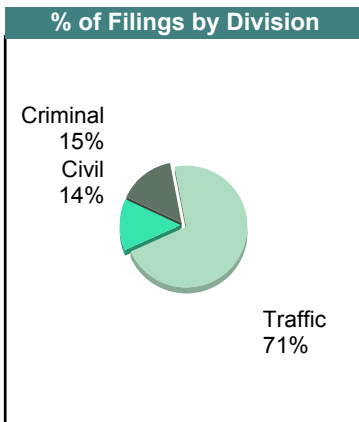
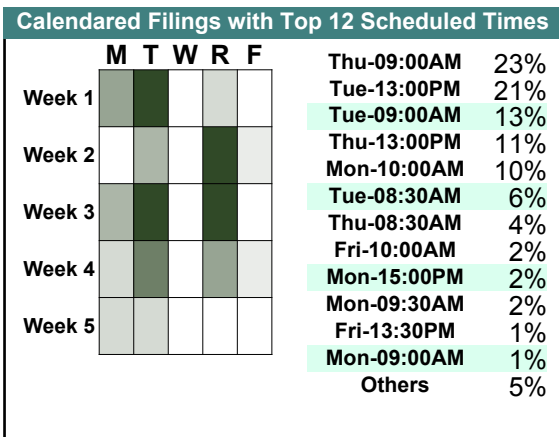
CASELOAD STATISTICS OF THE GENERAL DISTRICT COURTS

October 2017

Augusta

District: 25

		<u>Filings</u>	<u>Hearings</u>	<u>Transactions</u>	<u>Concluded</u>	<u>Cont</u>
<u>Criminal</u>						
Capias	CA	19	65	65	22	43
Civil Violation	CV	7	9	9	7	2
Felony	F	91	303	303	66	237
Misdemeanor	M	119	366	370	89	281
Other	O	1	1	1	1	-
Show Cause	SC	35	77	77	40	37
Criminal Total		272	821	825	225	600
<u>Traffic</u>						
Capias	CA	10	27	27	11	16
Felony	F	7	22	22	7	15
Infraction	I	1,051	660	1,205	1,011	194
Misdemeanor	M	195	410	410	159	251
Other	O	7	7	7	7	-
Show Cause	SC	15	18	18	13	5
Traffic Total		1,285	1,144	1,689	1,208	481
<u>Civil</u>						
Abstract	AJ	2	0	2	2	-
Admin License	AL	5	0	5	5	-
Capias	CA	0	0	1	1	-
Counter Claim	CC	0	1	1	0	1
Detinue	DT	10	9	14	8	6
Garnishment	GA	33	1	33	32	1
Impoundment	IM	1	0	1	1	-
Interrogatory	IN	2	6	10	4	6
Motion for Judgment	MJ	1	2	2	0	2
Other	OT	1	0	1	1	-
Protective Order	PO	7	4	11	7	4
Prelim Prot Order	PP	8	0	8	8	-
Show Cause	SC	5	5	9	4	5
Unlawful Detainer	UD	74	73	109	76	33
Warrant in Debt	WD	95	106	134	97	37
Civil Total		244	207	341	246	95
Augusta Totals		1,801	2,172	2,855	1,679	1,176



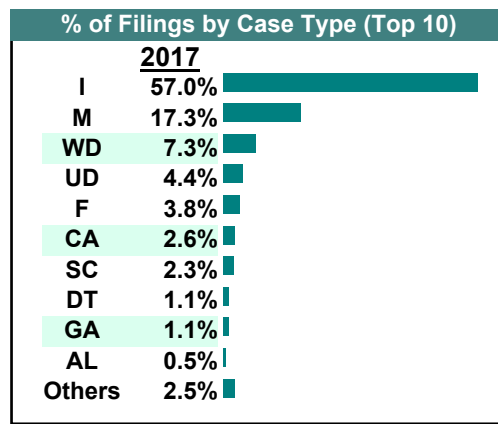
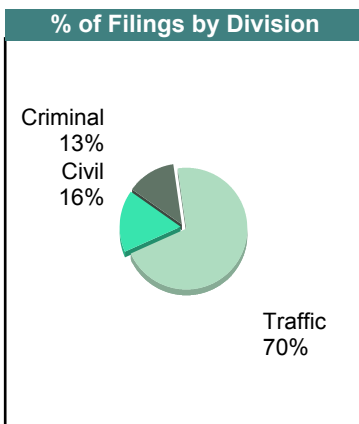
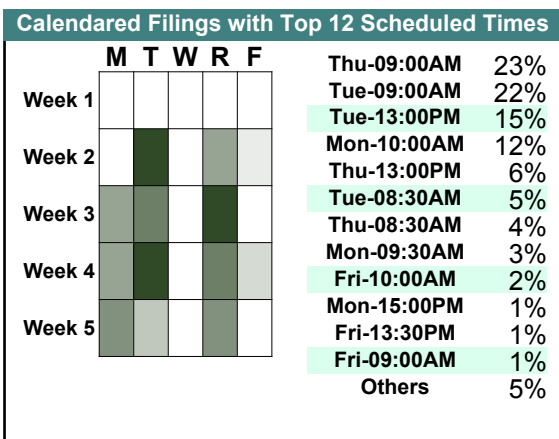
CASELOAD STATISTICS OF THE GENERAL DISTRICT COURTS

September 2017

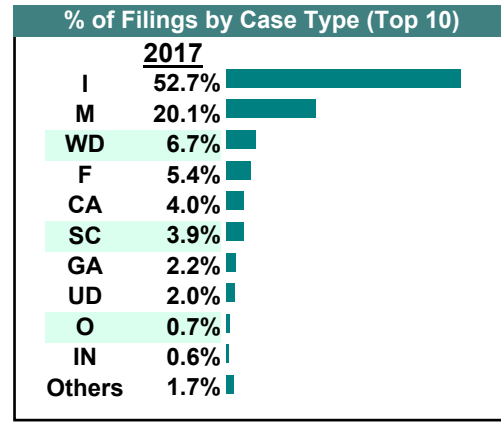
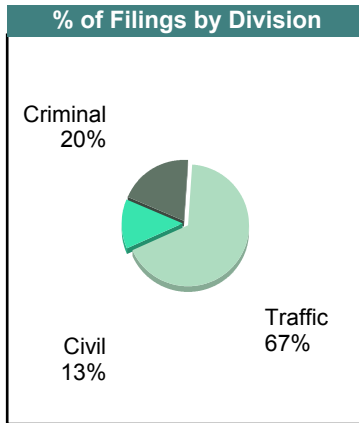
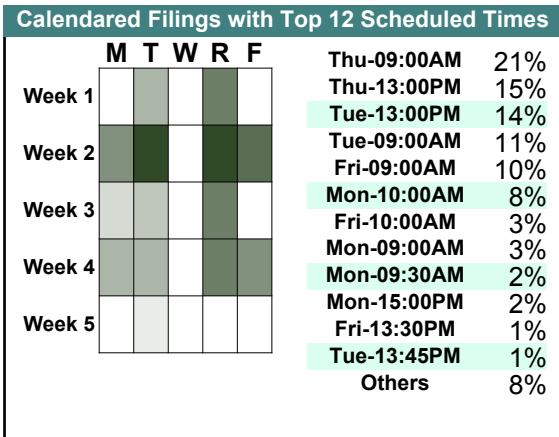
Augusta

District: 25

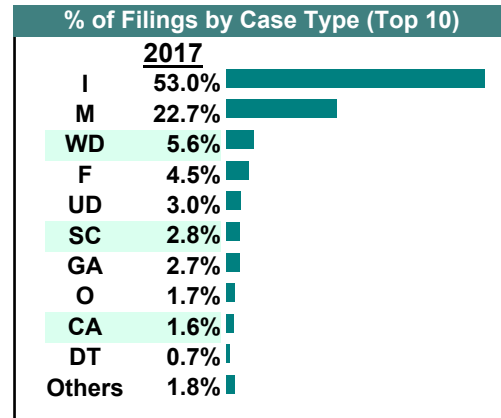
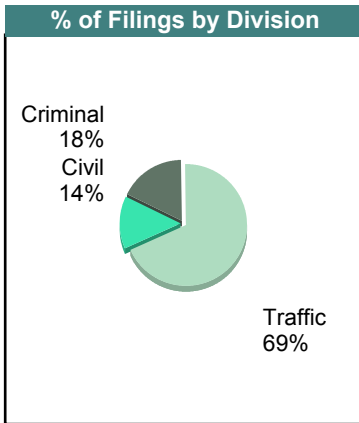
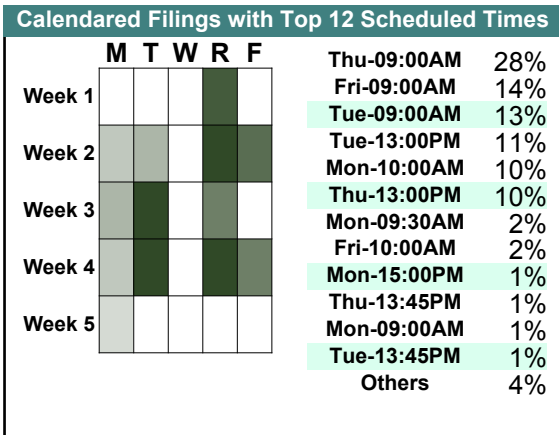
		<u>Filings</u>	<u>Hearings</u>	<u>Transactions</u>	<u>Concluded</u>	<u>Cont</u>
<u>Criminal</u>						
Capias	CA	31	62	62	22	40
Civil Violation	CV	3	6	6	3	3
Felony	F	60	160	160	44	116
Misdemeanor	M	106	281	292	116	176
Show Cause	SC	24	56	56	33	23
Criminal Total		224	565	576	218	358
<u>Traffic</u>						
Capias	CA	13	37	37	14	23
Civil Violation	CV	2	1	2	2	-
Felony	F	4	8	8	0	8
Infraction	I	972	699	1,290	1,086	204
Misdemeanor	M	189	430	430	192	238
Other	O	9	9	9	9	-
Show Cause	SC	13	22	22	13	9
Traffic Total		1,202	1,206	1,798	1,316	482
<u>Civil</u>						
Abstract	AJ	1	0	1	1	-
Admin License	AL	9	0	9	9	-
Capias	CA	1	1	2	1	1
Counter Claim	CC	2	0	3	3	-
Detinue	DT	19	19	26	18	8
Garnishment	GA	19	1	20	19	1
Impoundment	IM	1	0	1	1	-
Interrogatory	IN	9	12	20	8	12
Motion for Judgment	MJ	6	1	6	5	1
Protective Order	PO	4	1	5	4	1
Prelim Prot Order	PP	5	0	5	5	-
Show Cause	SC	3	5	6	1	5
Third Party Claim	TH	0	0	1	1	-
Unlawful Detainer	UD	75	75	108	62	46
Warrant in Debt	WD	125	122	165	126	39
Civil Total		279	237	378	264	114
Augusta Totals		1,705	2,008	2,752	1,798	954



		<u>Filings</u>	<u>Hearings</u>	<u>Transactions</u>	<u>Concluded</u>	<u>Cont</u>
<u>Criminal</u>						
Capias	CA	43	79	79	23	56
Civil Violation	CV	2	2	2	0	2
Felony	F	76	272	272	74	198
Misdemeanor	M	139	370	376	98	278
Show Cause	SC	42	84	84	24	60
Criminal Total		302	807	813	219	594
<u>Traffic</u>						
Capias	CA	16	34	34	15	19
Felony	F	7	10	10	1	9
Infraction	I	806	696	1,097	778	319
Misdemeanor	M	169	417	417	180	237
Other	O	11	10	11	11	-
Show Cause	SC	18	26	26	15	11
Traffic Total		1,027	1,193	1,595	1,000	595
<u>Civil</u>						
Abstract	AJ	3	0	3	3	-
Admin License	AL	4	0	5	5	-
Capias	CA	2	1	2	1	1
Counter Claim	CC	1	2	3	1	2
Detinue	DT	5	7	12	8	4
Garnishment	GA	33	0	33	33	-
Interrogatory	IN	9	9	13	4	9
Protective Order	PO	5	3	5	2	3
Prelim Prot Order	PP	6	0	6	6	-
Show Cause	SC	0	2	3	1	2
Unlawful Detainer	UD	31	31	45	27	18
Warrant in Debt	WD	102	97	130	88	42
Civil Total		201	152	260	179	81
Augusta Totals		1,530	2,152	2,668	1,398	1,270



		<u>Filings</u>	<u>Hearings</u>	<u>Transactions</u>	<u>Concluded</u>	<u>Cont</u>
<u>Criminal</u>						
Capias	CA	15	35	35	15	20
Civil Violation	CV	2	6	6	3	3
Felony	F	55	125	125	25	100
Misdemeanor	M	138	301	318	135	183
Show Cause	SC	20	56	56	26	30
Criminal Total		230	523	540	204	336
<u>Traffic</u>						
Capias	CA	6	17	17	7	10
Felony	F	4	7	7	1	6
Infraction	I	692	545	853	640	213
Misdemeanor	M	158	315	315	101	214
Other	O	22	18	22	22	-
Show Cause	SC	12	17	17	15	2
Traffic Total		894	919	1,231	786	445
<u>Civil</u>						
Abstract	AJ	5	0	5	5	-
Admin License	AL	4	1	4	3	1
Counter Claim	CC	0	1	1	0	1
Detinue	DT	9	11	14	6	8
Garnishment	GA	35	0	36	36	-
Interrogatory	IN	5	7	10	3	7
Overweight	OC	1	0	1	1	-
Protective Order	PO	5	0	6	6	-
Prelim Prot Order	PP	1	0	1	1	-
Show Cause	SC	4	4	4	0	4
Unlawful Detainer	UD	39	48	73	36	37
Warrant in Debt	WD	73	79	94	70	24
Civil Total		181	151	249	167	82
Augusta Totals		1,305	1,593	2,020	1,157	863



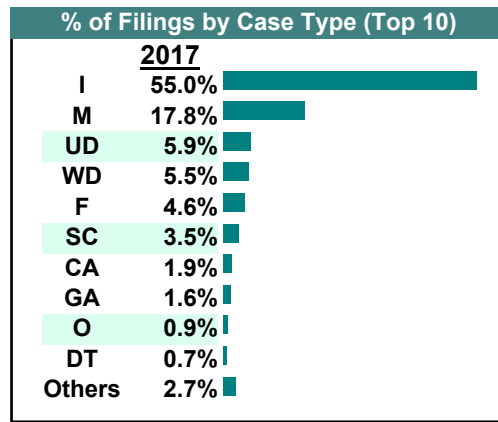
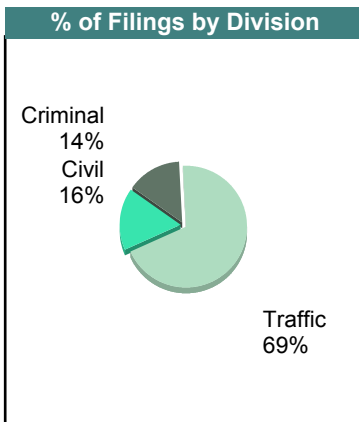
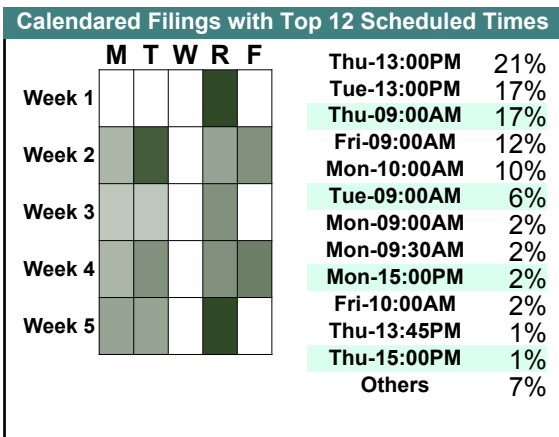
CASELOAD STATISTICS OF THE GENERAL DISTRICT COURTS

June 2017

Augusta

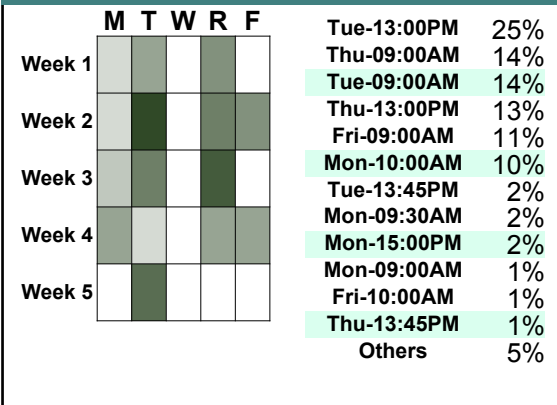
District: 25

		<u>Filings</u>	<u>Hearings</u>	<u>Transactions</u>	<u>Concluded</u>	<u>Cont</u>
<u>Criminal</u>						
Capias	CA	14	40	40	20	20
Civil Violation	CV	1	8	8	6	2
Felony	F	62	321	323	115	208
Misdemeanor	M	105	401	405	130	274
Show Cause	SC	21	64	64	35	29
Criminal Total		203	834	840	306	533
<u>Traffic</u>						
Capias	CA	12	32	32	11	21
Civil Violation	CV	1	0	1	1	-
Felony	F	3	11	11	5	6
Infraction	I	774	599	941	762	179
Misdemeanor	M	145	364	364	166	198
Other	O	12	6	12	12	-
Show Cause	SC	26	33	33	26	7
Traffic Total		973	1,045	1,394	983	411
<u>Civil</u>						
Abstract	AJ	5	0	5	5	-
Admin License	AL	8	0	8	8	-
Bond Forfeiture	BF	3	2	3	1	2
Capias	CA	1	0	1	1	-
Counter Claim	CC	1	0	1	1	-
Detinue	DT	10	13	20	14	6
Garnishment	GA	22	1	23	22	1
Impoundment	IM	2	0	2	2	-
Interrogatory	IN	4	6	10	4	6
Other	OT	1	0	2	2	-
Protective Order	PO	5	0	5	5	-
Prelim Prot Order	PP	7	0	7	7	-
Show Cause	SC	2	0	5	5	-
Unlawful Detainer	UD	83	80	103	65	38
Warrant in Debt	WD	77	91	123	91	32
Civil Total		231	193	318	233	85
Augusta Totals		1,407	2,072	2,552	1,522	1,029

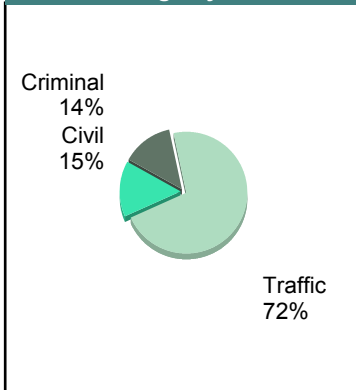


		<u>Filings</u>	<u>Hearings</u>	<u>Transactions</u>	<u>Concluded</u>	<u>Cont</u>
<u>Criminal</u>						
Capias	CA	17	45	45	21	24
Civil Violation	CV	0	6	6	3	3
Felony	F	58	172	172	55	117
Misdemeanor	M	111	301	310	111	199
Show Cause	SC	20	43	43	16	27
Criminal Total		206	567	576	206	370
<u>Traffic</u>						
Capias	CA	13	22	22	7	15
Felony	F	2	10	10	4	6
Infraction	I	870	599	1,041	870	171
Misdemeanor	M	168	372	372	175	197
Other	O	11	11	11	11	-
Show Cause	SC	17	22	22	17	5
Traffic Total		1,081	1,036	1,478	1,084	394
<u>Civil</u>						
Abstract	AJ	1	0	1	1	-
Admin License	AL	10	0	10	10	-
Capias	CA	2	0	2	2	-
Counter Claim	CC	0	1	1	0	1
Detinue	DT	10	11	19	11	8
Garnishment	GA	36	1	36	35	1
Impoundment	IM	1	0	1	1	-
Interrogatory	IN	8	7	17	10	7
Other	OT	2	1	2	1	1
Protective Order	PO	8	0	9	9	-
Prelim Prot Order	PP	8	0	8	8	-
Show Cause	SC	8	3	10	7	3
Third Party Claim	TH	0	1	1	0	1
Unlawful Detainer	UD	37	39	49	33	16
Warrant in Debt	WD	89	90	112	80	32
Civil Total		220	154	278	208	70
Augusta Totals		1,507	1,757	2,332	1,498	834

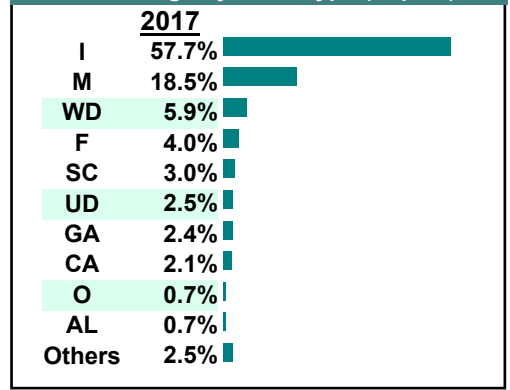
Calendared Filings with Top 12 Scheduled Times



% of Filings by Division




% of Filings by Case Type (Top 10)

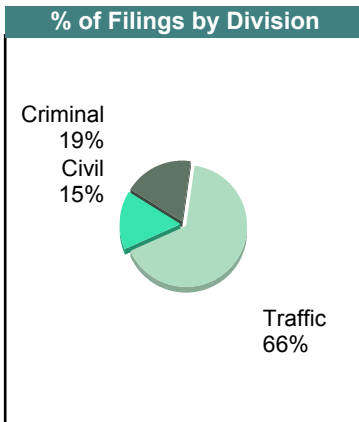


		<u>Filings</u>	<u>Hearings</u>	<u>Transactions</u>	<u>Concluded</u>	<u>Cont</u>
<u>Criminal</u>						
Capias	CA	15	55	55	23	32
Civil Violation	CV	1	4	4	0	4
Felony	F	52	232	232	82	150
Misdemeanor	M	94	317	321	92	229
Show Cause	SC	45	82	82	40	42
Criminal Total		207	690	694	237	457
<u>Traffic</u>						
Capias	CA	6	11	11	6	5
Felony	F	4	8	8	1	7
Infraction	I	562	477	757	595	162
Misdemeanor	M	146	344	344	153	190
Other	O	5	4	5	5	-
Show Cause	SC	12	15	15	14	1
Traffic Total		735	859	1,140	774	365
<u>Civil</u>						
Admin License	AL	7	0	7	7	-
Counter Claim	CC	1	2	2	1	1
Detinue	DT	6	6	12	6	6
Garnishment	GA	18	0	18	18	-
Interrogatory	IN	7	7	11	4	7
Protective Order	PO	9	4	11	7	4
Prelim Prot Order	PP	9	0	9	9	-
Show Cause	SC	1	2	5	3	2
Unlawful Detainer	UD	24	31	40	24	16
Warrant in Debt	WD	90	84	117	74	43
Civil Total		172	136	232	153	79
Augusta Totals		1,114	1,685	2,066	1,164	901

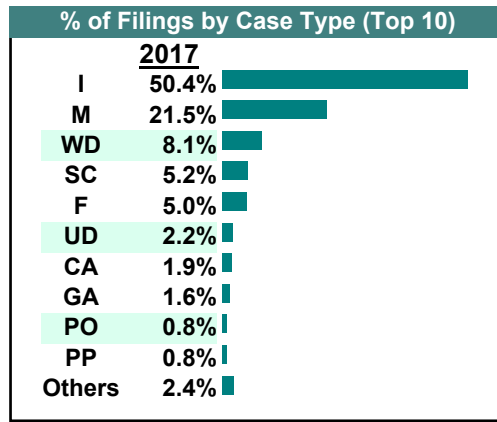
Calendared Filings with Top 12 Scheduled Times



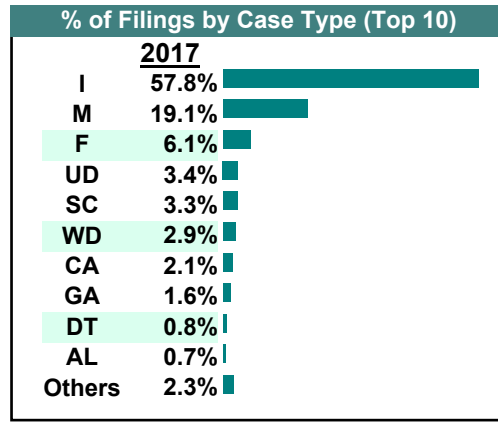
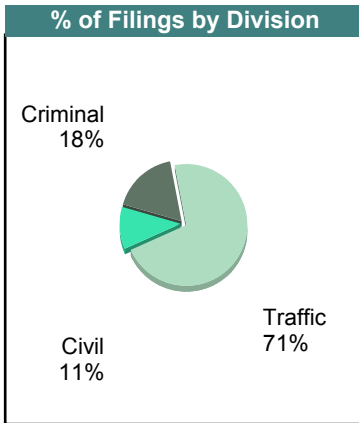
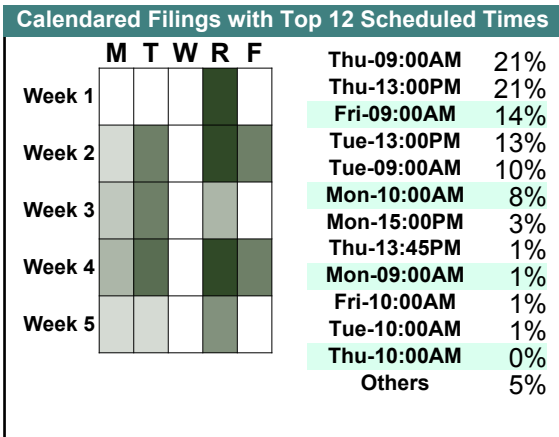
% of Filings by Division



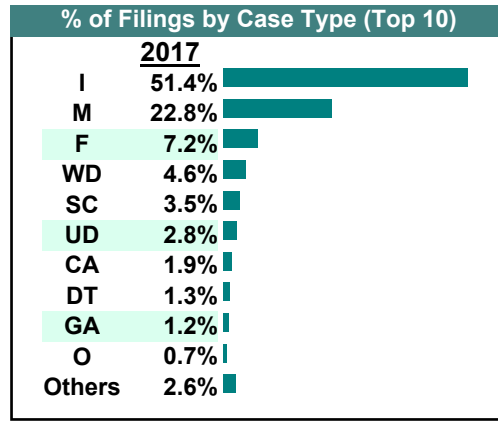
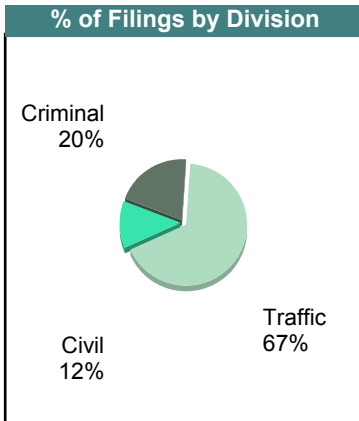
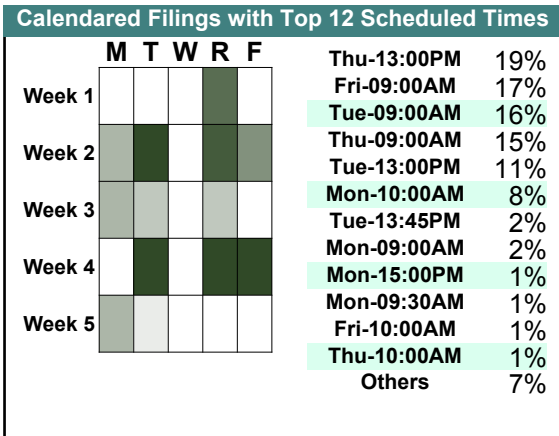
% of Filings by Case Type (Top 10)



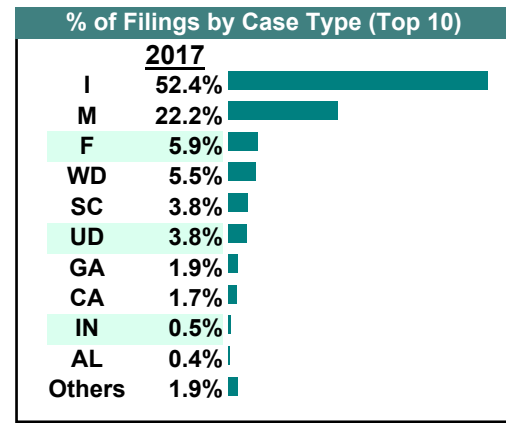
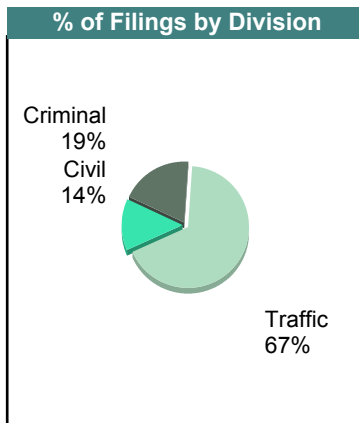
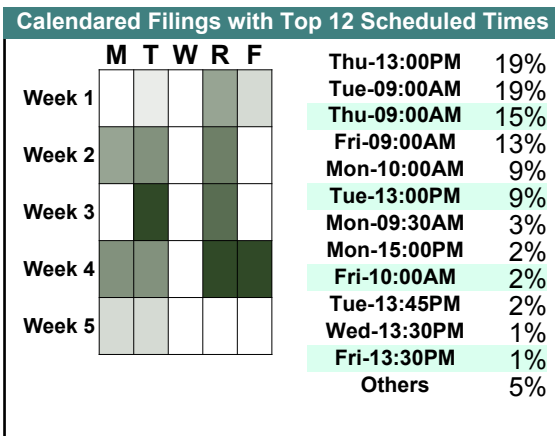
		Filings	Hearings	Transactions	Concluded	Cont
<u>Criminal</u>						
Capias	CA	21	36	36	12	24
Civil Violation	CV	0	7	7	3	4
Felony	F	81	204	204	55	149
Misdemeanor	M	108	309	312	133	179
Show Cause	SC	27	44	44	24	20
Criminal Total		237	600	603	227	376
<u>Traffic</u>						
Capias	CA	7	15	15	8	7
Felony	F	2	7	7	4	3
Infraction	I	782	648	989	751	238
Misdemeanor	M	151	355	355	153	202
Other	O	9	11	11	10	1
Show Cause	SC	14	17	17	12	5
Traffic Total		965	1,053	1,394	938	456
<u>Civil</u>						
Admin License	AL	9	0	9	9	-
Capias	CA	0	0	2	2	-
Counter Claim	CC	0	1	1	0	1
Detinue	DT	11	11	17	8	9
Garnishment	GA	21	0	21	21	-
Interrogatory	IN	8	8	18	10	8
Other	OT	2	1	2	2	-
Protective Order	PO	5	0	5	5	-
Prelim Prot Order	PP	7	0	7	7	-
Show Cause	SC	3	5	11	6	5
Unlawful Detainer	UD	46	33	59	44	15
Warrant in Debt	WD	39	46	70	49	21
Civil Total		151	105	222	163	59
Augusta Totals		1,353	1,758	2,219	1,328	891



		<u>Filings</u>	<u>Hearings</u>	<u>Transactions</u>	<u>Concluded</u>	<u>Cont</u>
<u>Criminal</u>						
Capias	CA	15	28	28	8	20
Civil Violation	CV	5	13	13	6	7
Felony	F	103	287	287	83	204
Misdemeanor	M	147	378	379	110	269
Show Cause	SC	26	48	48	28	20
Criminal Total		296	754	755	235	520
<u>Traffic</u>						
Capias	CA	12	24	24	11	13
Civil Violation	CV	1	1	1	1	-
Felony	F	2	8	8	1	7
Infraction	I	746	683	962	716	246
Misdemeanor	M	184	418	418	166	252
Other	O	10	9	10	9	1
Show Cause	SC	21	25	25	21	4
Traffic Total		976	1,168	1,448	925	523
<u>Civil</u>						
Abstract	AJ	3	0	3	3	-
Admin License	AL	8	0	8	8	-
Capias	CA	0	2	2	0	2
Counter Claim	CC	1	1	1	0	1
Detinue	DT	19	17	20	15	5
Garnishment	GA	17	0	17	17	-
Impoundment	IM	4	0	4	4	-
Interrogatory	IN	2	5	6	1	5
Other	OT	2	0	2	2	-
Protective Order	PO	4	0	6	6	-
Prelim Prot Order	PP	7	0	7	7	-
Petition-Restore Arms	PR	0	0	1	1	-
Show Cause	SC	4	5	6	1	5
Third Party Claim	TH	1	1	1	0	1
Unlawful Detainer	UD	41	43	61	47	14
Warrant in Debt	WD	67	73	96	69	27
Civil Total		180	147	241	181	60
Augusta Totals		1,452	2,069	2,444	1,341	1,103



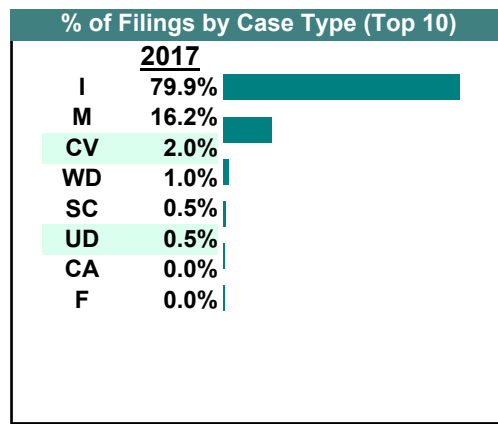
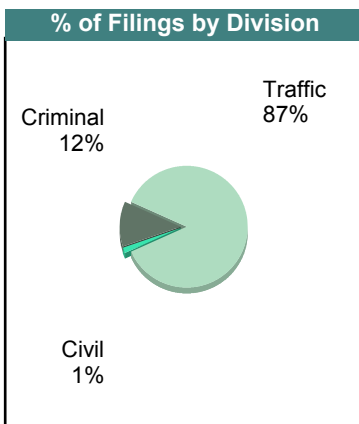

		<u>Filings</u>	<u>Hearings</u>	<u>Transactions</u>	<u>Concluded</u>	<u>Cont</u>
<u>Criminal</u>						
Capias	CA	15	32	32	14	18
Civil Violation	CV	3	7	7	1	6
Felony	F	87	233	233	58	175
Misdemeanor	M	143	354	361	145	216
Show Cause	SC	41	95	95	47	48
Criminal Total		289	721	728	265	463
<u>Traffic</u>						
Capias	CA	9	17	17	10	7
Felony	F	3	7	7	0	7
Infraction	I	793	757	1,090	833	257
Misdemeanor	M	193	447	447	182	265
Other	O	5	4	5	5	-
Show Cause	SC	14	22	22	17	5
Traffic Total		1,017	1,254	1,588	1,047	541
<u>Civil</u>						
Abstract	AJ	1	0	1	1	-
Admin License	AL	6	0	6	6	-
Capias	CA	1	0	1	1	-
Detinue	DT	6	6	7	2	5
Garnishment	GA	29	1	30	29	1
Impoundment	IM	1	0	1	1	-
Interrogatory	IN	8	7	14	7	7
Other	OT	3	0	3	3	-
Protective Order	PO	4	1	7	6	1
Prelim Prot Order	PP	5	0	5	5	-
Show Cause	SC	3	2	6	4	2
Unlawful Detainer	UD	57	50	77	64	13
Warrant in Debt	WD	83	72	100	66	34
Civil Total		207	139	258	195	63
Augusta Totals		1,513	2,114	2,574	1,507	1,067



CASELOAD STATISTICS OF THE GENERAL DISTRICT COURTS

December 2017

		<u>Filings</u>	<u>Hearings</u>	<u>Transactions</u>	<u>Concluded</u>	<u>Cont</u>
<u>Criminal</u>						
Capias	CA	0	5	5	2	3
Civil Violation	CV	4	4	4	4	-
Felony	F	0	8	8	8	-
Misdemeanor	M	19	25	30	17	13
Show Cause	SC	1	3	3	1	2
Criminal Total		24	45	50	32	18
<u>Traffic</u>						
Capias	CA	0	1	1	0	1
Infraction	I	163	103	180	156	24
Misdemeanor	M	14	25	25	19	6
Traffic Total		177	129	206	175	31
<u>Civil</u>						
Unlawful Detainer	UD	1	0	1	1	-
Warrant in Debt	WD	2	4	4	2	2
Civil Total		3	4	5	3	2
Bath Totals		204	178	261	210	51

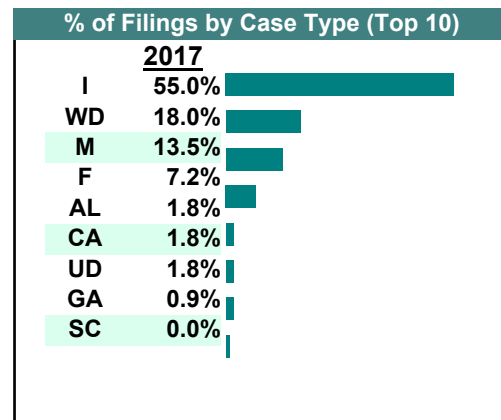
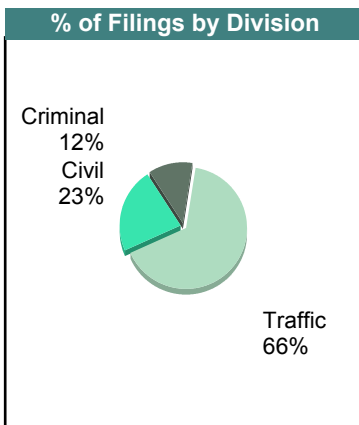
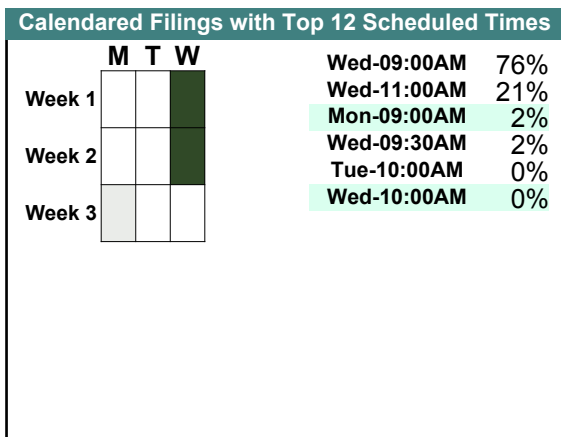


CASELOAD STATISTICS OF THE GENERAL DISTRICT COURTS

November 2017

Bath
District: 25

		<u>Filings</u>	<u>Hearings</u>	<u>Transactions</u>	<u>Concluded</u>	<u>Cont</u>
<u>Criminal</u>						
Capias	CA	2	3	3	0	3
Felony	F	8	8	8	0	8
Misdemeanor	M	3	9	10	4	6
Show Cause	SC	0	1	1	0	1
Criminal Total		13	21	22	4	18
<u>Traffic</u>						
Capias	CA	0	1	1	0	1
Infraction	I	61	50	75	67	8
Misdemeanor	M	12	19	19	11	8
Show Cause	SC	0	1	1	1	-
Traffic Total		73	71	96	79	17
<u>Civil</u>						
Admin License	AL	2	0	2	2	-
Garnishment	GA	1	0	1	1	-
Unlawful Detainer	UD	2	1	2	2	-
Warrant in Debt	WD	20	18	21	17	4
Civil Total		25	19	26	22	4
Bath Totals		111	111	144	105	39



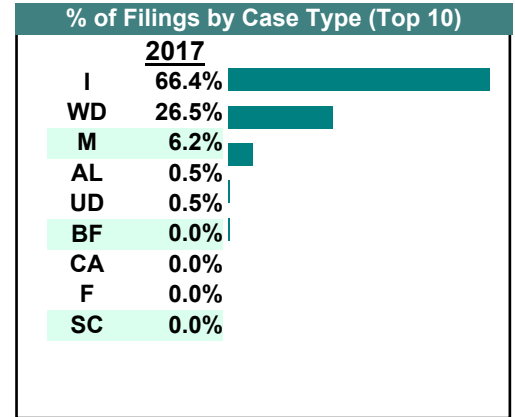
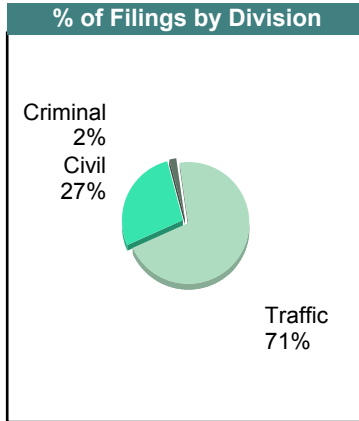
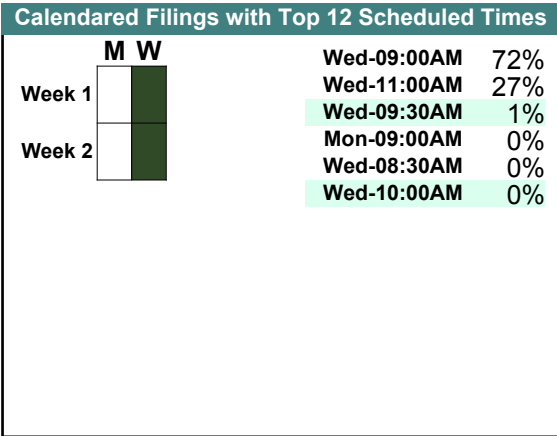
CASELOAD STATISTICS OF THE GENERAL DISTRICT COURTS

October 2017

Bath

District: 25

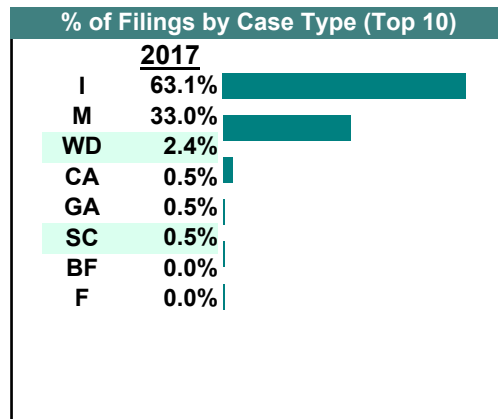
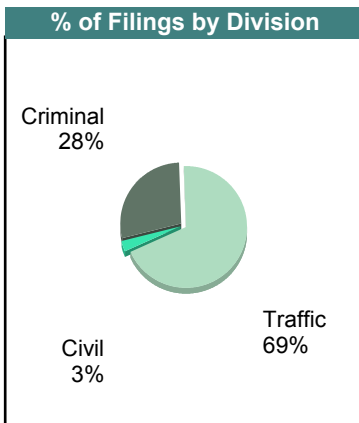
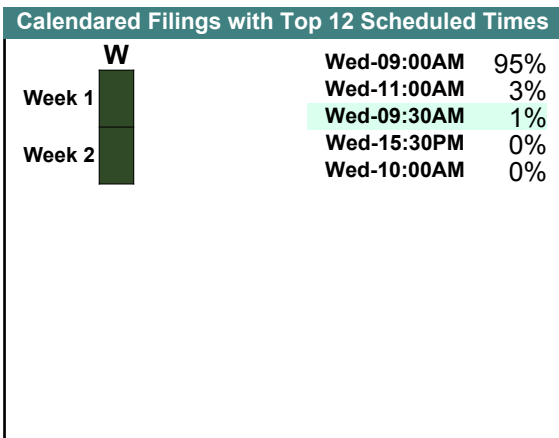
		<u>Filings</u>	<u>Hearings</u>	<u>Transactions</u>	<u>Concluded</u>	<u>Cont</u>
<u>Criminal</u>						
Capias	CA	0	3	3	0	3
Felony	F	0	2	2	2	-
Misdemeanor	M	4	14	15	6	9
Show Cause	SC	0	2	2	0	2
Criminal Total		4	21	22	8	14
<u>Traffic</u>						
Capias	CA	0	2	2	0	2
Infraction	I	140	99	166	155	11
Misdemeanor	M	9	14	14	13	1
Traffic Total		149	115	182	168	14
<u>Civil</u>						
Admin License	AL	1	0	1	1	-
Bond Forfeiture	BF	0	0	1	1	-
Unlawful Detainer	UD	1	1	1	1	-
Warrant in Debt	WD	56	33	57	56	1
Civil Total		58	34	60	59	1
Bath Totals		211	170	264	235	29



CASELOAD STATISTICS OF THE GENERAL DISTRICT COURTS

September 2017

		<u>Filings</u>	<u>Hearings</u>	<u>Transactions</u>	<u>Concluded</u>	<u>Cont</u>
<u>Criminal</u>						
Felony	F	0	3	3	3	-
Misdemeanor	M	57	59	74	62	12
Show Cause	SC	1	1	1	1	-
Criminal Total		58	63	78	66	12
<u>Traffic</u>						
Capias	CA	1	4	4	2	2
Felony	F	0	2	2	2	-
Infraction	I	130	112	193	173	20
Misdemeanor	M	11	29	30	22	8
Show Cause	SC	0	1	1	0	1
Traffic Total		142	148	230	199	31
<u>Civil</u>						
Bond Forfeiture	BF	0	1	1	0	1
Garnishment	GA	1	0	1	1	-
Warrant in Debt	WD	5	6	8	6	2
Civil Total		6	7	10	7	3
Bath Totals		206	218	318	272	46




CASELOAD STATISTICS OF THE GENERAL DISTRICT COURTS

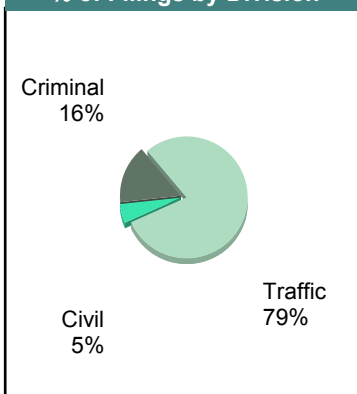
August 2017

		<u>Filings</u>	<u>Hearings</u>	<u>Transactions</u>	<u>Concluded</u>	<u>Cont</u>
<u>Criminal</u>						
Capias	CA	1	3	3	0	3
Felony	F	2	2	2	0	2
Misdemeanor	M	41	41	52	39	13
Show Cause	SC	0	2	2	0	2
Criminal Total		44	48	59	39	20
<u>Traffic</u>						
Capias	CA	0	1	1	0	1
Infraction	I	210	151	243	190	53
Misdemeanor	M	14	25	25	9	16
Traffic Total		224	177	269	199	70
<u>Civil</u>						
Other	OT	1	0	1	1	-
Protective Order	PO	4	0	4	4	-
Warrant in Debt	WD	9	10	11	8	3
Civil Total		14	10	16	13	3
Bath Totals		282	235	344	251	93

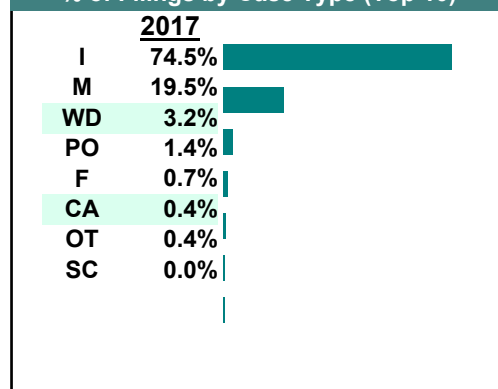
Calendared Filings with Top 12 Scheduled Times



% of Filings by Division



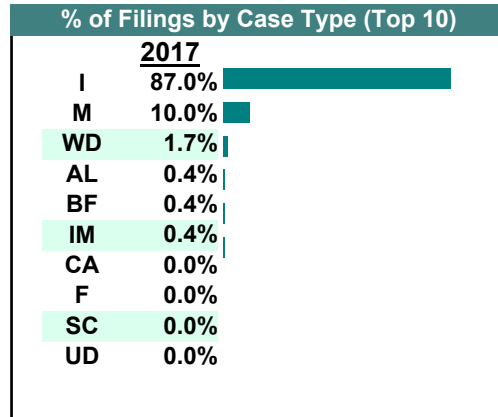
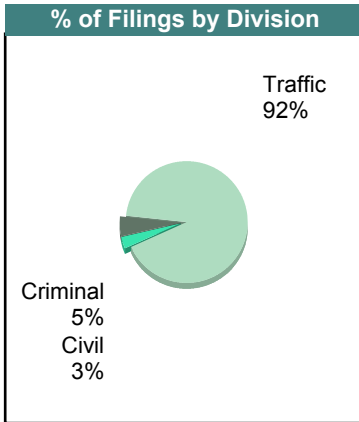
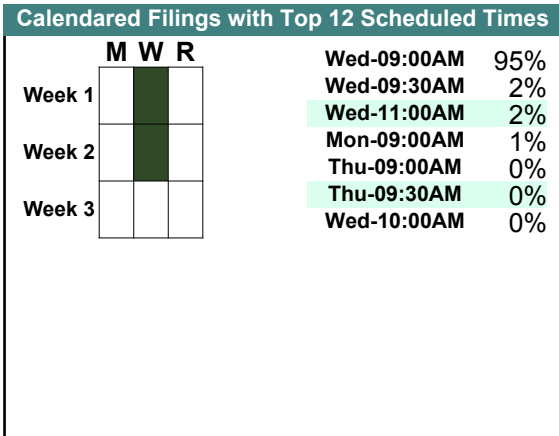
% of Filings by Case Type (Top 10)



CASELOAD STATISTICS OF THE GENERAL DISTRICT COURTS

July 2017

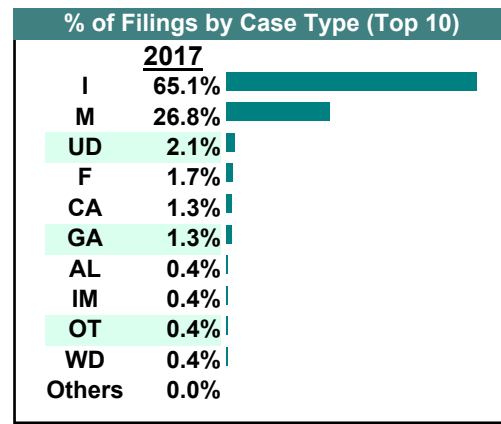
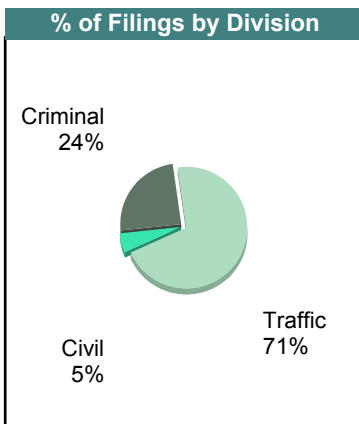
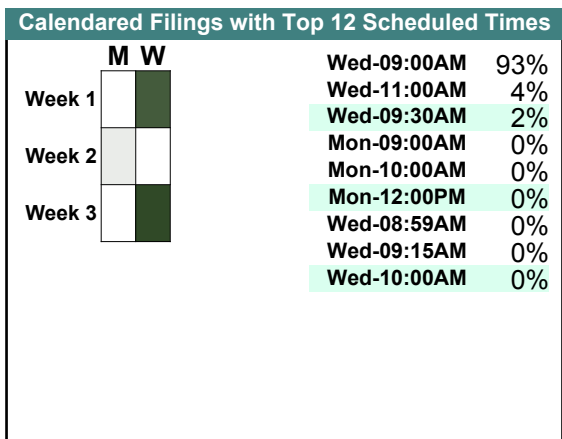
		<u>Filings</u>	<u>Hearings</u>	<u>Transactions</u>	<u>Concluded</u>	<u>Cont</u>
<u>Criminal</u>						
Capias	CA	0	2	2	0	2
Felony	F	0	2	2	0	2
Misdemeanor	M	13	16	20	8	12
Show Cause	SC	0	2	2	0	2
Criminal Total		13	22	26	8	18
<u>Traffic</u>						
Capias	CA	0	2	2	1	1
Felony	F	0	2	2	0	2
Infraction	I	208	143	240	191	49
Misdemeanor	M	11	16	16	5	11
Show Cause	SC	0	1	1	0	1
Traffic Total		219	164	261	197	64
<u>Civil</u>						
Admin License	AL	1	0	1	1	-
Bond Forfeiture	BF	1	1	1	0	1
Impoundment	IM	1	0	1	1	-
Unlawful Detainer	UD	0	1	1	1	-
Warrant in Debt	WD	4	3	5	4	1
Civil Total		7	5	9	7	2
Bath Totals		239	191	296	212	84



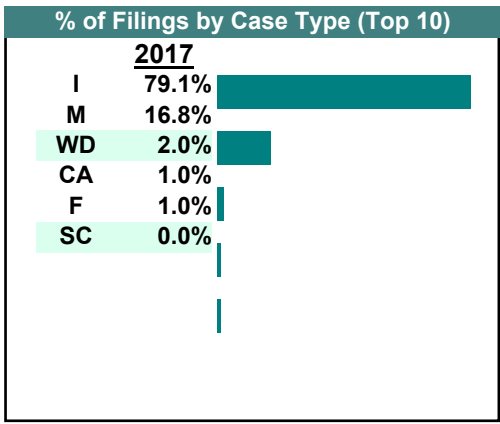
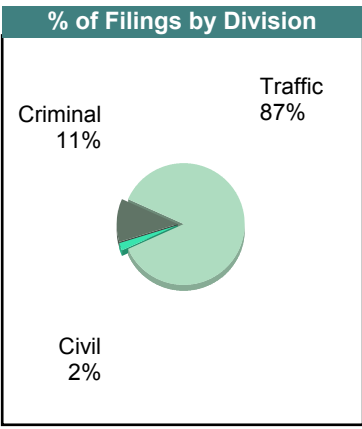
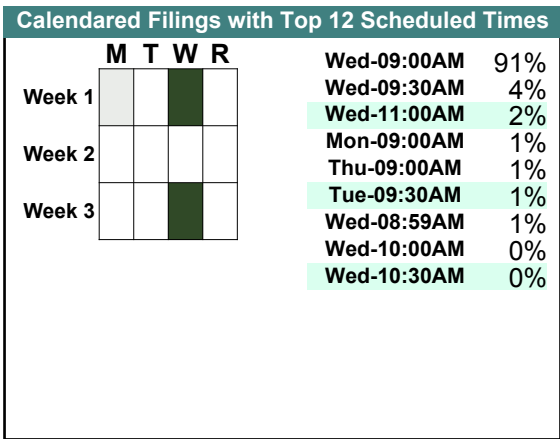
CASELOAD STATISTICS OF THE GENERAL DISTRICT COURTS

June 2017

		<u>Filings</u>	<u>Hearings</u>	<u>Transactions</u>	<u>Concluded</u>	<u>Cont</u>
<u>Criminal</u>						
Capias	CA	2	3	3	1	2
Felony	F	2	2	2	0	2
Misdemeanor	M	53	51	65	53	12
Show Cause	SC	0	2	2	0	2
Criminal Total		57	58	72	54	18
<u>Traffic</u>						
Capias	CA	1	2	2	0	2
Felony	F	2	2	2	0	2
Infraction	I	153	95	177	158	19
Misdemeanor	M	10	15	15	7	8
Show Cause	SC	0	1	1	0	1
Traffic Total		166	115	197	165	32
<u>Civil</u>						
Admin License	AL	1	0	1	1	-
Garnishment	GA	3	0	3	3	-
Impoundment	IM	1	0	1	1	-
Other	OT	1	0	1	1	-
Unlawful Detainer	UD	5	3	5	4	1
Warrant in Debt	WD	1	2	2	1	1
Civil Total		12	5	13	11	2
Bath Totals		235	178	282	230	52

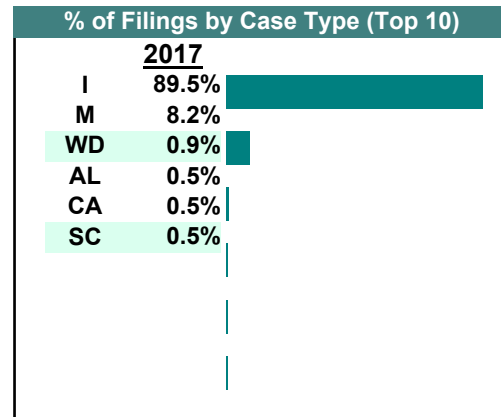
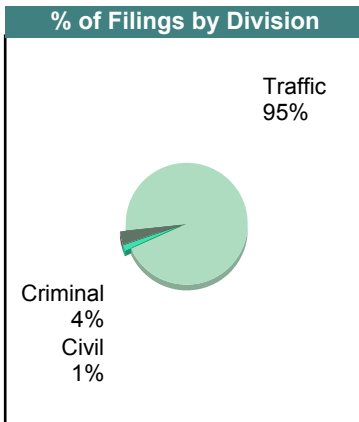
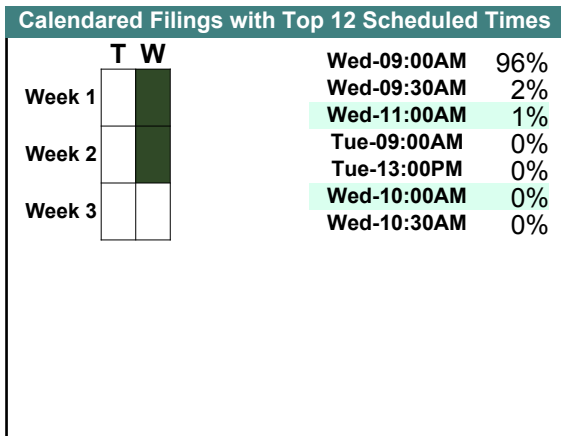


		<u>Filings</u>	<u>Hearings</u>	<u>Transactions</u>	<u>Concluded</u>	<u>Cont</u>
<u>Criminal</u>						
Capias	CA	2	5	5	2	3
Felony	F	2	4	4	2	2
Misdemeanor	M	18	23	29	20	9
Show Cause	SC	0	2	2	0	2
Criminal Total		22	34	40	24	16
<u>Traffic</u>						
Capias	CA	0	1	1	0	1
Infraction	I	155	110	197	165	32
Misdemeanor	M	15	23	23	13	10
Show Cause	SC	0	1	1	0	1
Traffic Total		170	135	222	178	44
<u>Civil</u>						
Warrant in Debt	WD	4	2	4	2	2
Civil Total		4	2	4	2	2
Bath Totals		196	171	266	204	62



April 2017

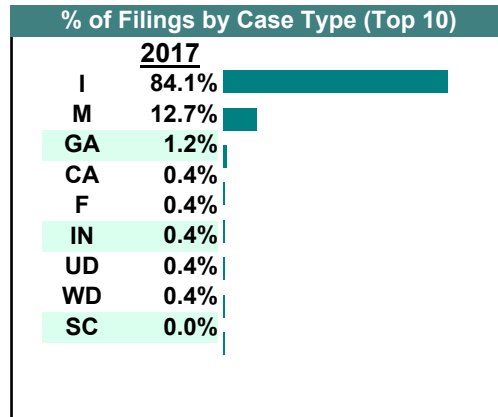
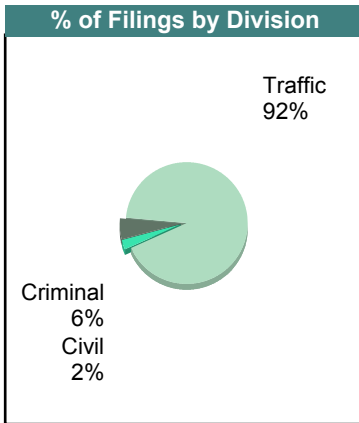
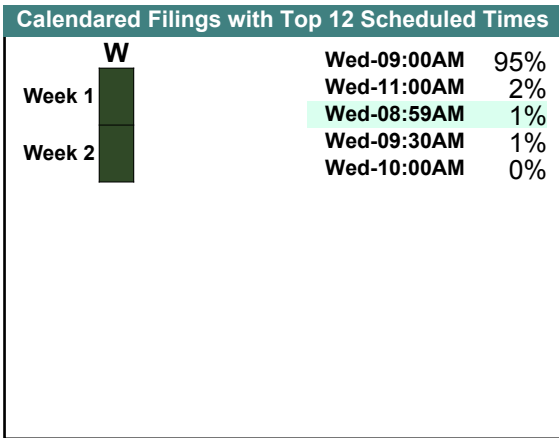
		<u>Filings</u>	<u>Hearings</u>	<u>Transactions</u>	<u>Concluded</u>	<u>Cont</u>
<u>Criminal</u>						
Capias	CA	1	1	1	0	1
Misdemeanor	M	6	18	18	9	9
Show Cause	SC	1	2	2	0	2
Criminal Total		8	21	21	9	12
<u>Traffic</u>						
Capias	CA	0	2	2	1	1
Infraction	I	196	156	231	179	52
Misdemeanor	M	12	26	26	19	7
Traffic Total		208	184	259	199	60
<u>Civil</u>						
Admin License	AL	1	0	1	1	-
Warrant in Debt	WD	2	3	3	2	1
Civil Total		3	3	4	3	1
Bath Totals		219	208	284	211	73



CASELOAD STATISTICS OF THE GENERAL DISTRICT COURTS

March 2017

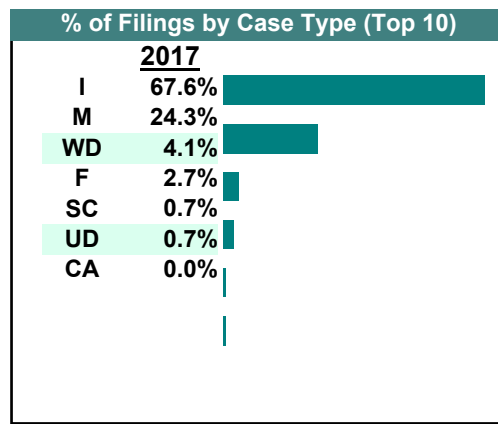
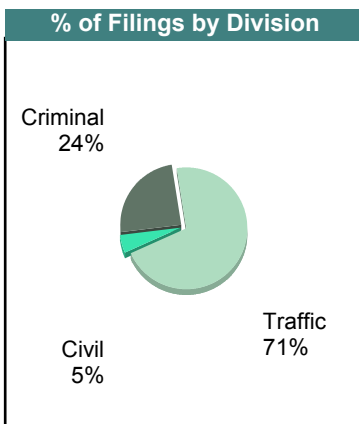
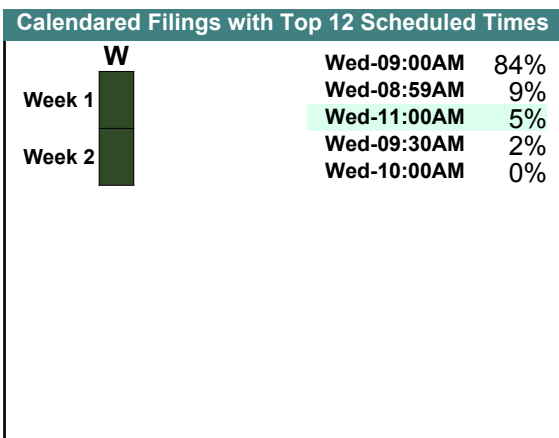
		<u>Filings</u>	<u>Hearings</u>	<u>Transactions</u>	<u>Concluded</u>	<u>Cont</u>
<u>Criminal</u>						
Felony	F	1	10	10	9	1
Misdemeanor	M	13	23	26	15	11
Show Cause	SC	0	1	1	0	1
Criminal Total		14	34	37	24	13
<u>Traffic</u>						
Capias	CA	1	4	4	1	3
Infraction	I	206	156	244	216	28
Misdemeanor	M	18	30	30	20	10
Show Cause	SC	0	1	1	1	-
Traffic Total		225	191	279	238	41
<u>Civil</u>						
Garnishment	GA	3	0	3	3	-
Interrogatory	IN	1	0	1	1	-
Unlawful Detainer	UD	1	1	1	1	-
Warrant in Debt	WD	1	1	1	1	-
Civil Total		6	2	6	6	0
Bath Totals		245	227	322	268	54



CASELOAD STATISTICS OF THE GENERAL DISTRICT COURTS

February 2017

		<u>Filings</u>	<u>Hearings</u>	<u>Transactions</u>	<u>Concluded</u>	<u>Cont</u>
<u>Criminal</u>						
Capias	CA	0	1	1	1	-
Felony	F	4	5	5	0	5
Misdemeanor	M	31	42	47	34	13
Show Cause	SC	1	2	2	1	1
Criminal Total		36	50	55	36	19
<u>Traffic</u>						
Capias	CA	0	1	1	0	1
Infraction	I	100	86	122	91	31
Misdemeanor	M	5	15	15	6	9
Show Cause	SC	0	1	1	0	1
Traffic Total		105	103	139	97	42
<u>Civil</u>						
Unlawful Detainer	UD	1	1	1	1	-
Warrant in Debt	WD	6	4	9	8	1
Civil Total		7	5	10	9	1
Bath Totals		148	158	204	142	62

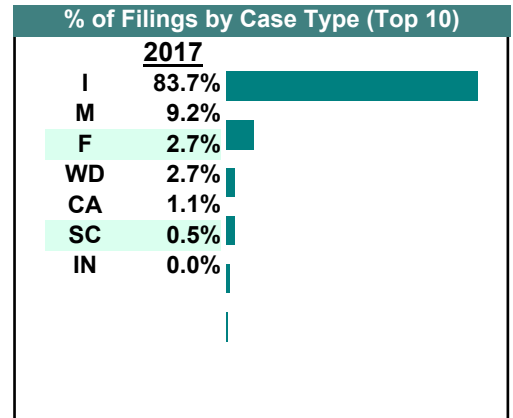
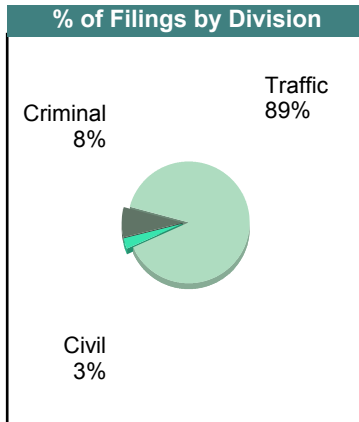
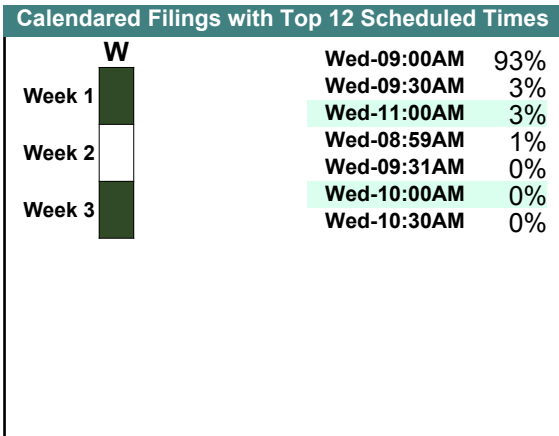


CASELOAD STATISTICS OF THE GENERAL DISTRICT COURTS

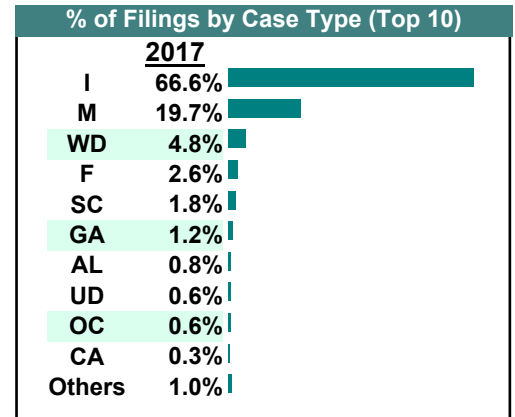
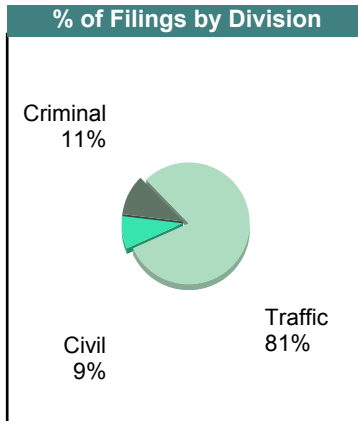
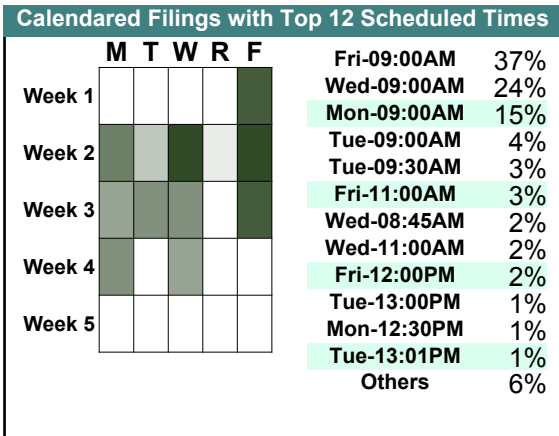
January 2017

Bath
District: 25

		<u>Filings</u>	<u>Hearings</u>	<u>Transactions</u>	<u>Concluded</u>	<u>Cont</u>
<u>Criminal</u>						
Capias	CA	1	1	1	0	1
Felony	F	5	6	6	1	5
Misdemeanor	M	8	15	16	10	6
Show Cause	SC	1	2	2	0	2
Criminal Total		15	24	25	11	14
<u>Traffic</u>						
Capias	CA	1	3	3	0	3
Infraction	I	154	104	175	145	30
Misdemeanor	M	9	23	23	7	16
Show Cause	SC	0	2	2	0	2
Traffic Total		164	132	203	152	51
<u>Civil</u>						
Interrogatory	IN	0	0	1	1	-
Warrant in Debt	WD	5	6	8	5	2
Civil Total		5	6	9	6	2
Bath Totals		184	162	237	169	67

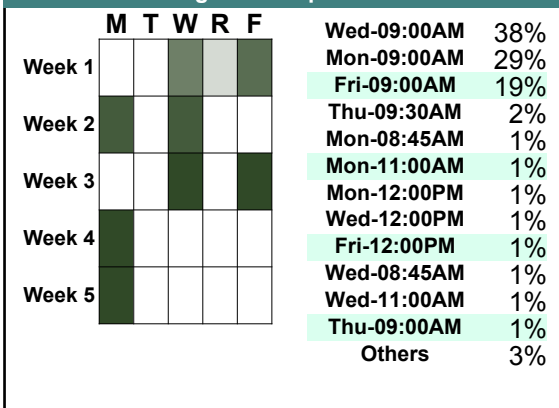


		<u>Filings</u>	<u>Hearings</u>	<u>Transactions</u>	<u>Concluded</u>	<u>Cont</u>
<u>Criminal</u>						
Capias	CA	2	17	17	7	10
Civil Violation	CV	1	3	3	1	2
Felony	F	37	70	70	11	59
Misdemeanor	M	87	164	181	82	99
Show Cause	SC	22	32	32	16	16
Criminal Total		149	286	303	117	186
<u>Traffic</u>						
Capias	CA	2	2	2	1	1
Civil Violation	CV	1	1	1	0	1
Felony	F	0	3	3	2	1
Infraction	I	938	722	1,089	907	182
Misdemeanor	M	190	363	363	210	153
Restricted O/L	RL	1	1	1	1	-
Show Cause	SC	4	7	7	3	4
Traffic Total		1,136	1,099	1,466	1,124	342
<u>Civil</u>						
Admin License	AL	11	1	11	10	1
Counter Claim	CC	1	1	2	1	1
Garnishment	GA	17	8	21	13	8
Impoundment	IM	2	0	2	2	-
Interrogatory	IN	2	3	8	5	3
Overweight	OC	8	1	9	8	1
Other	OT	2	0	4	4	-
Protective Order	PO	4	0	4	4	-
Unlawful Detainer	UD	9	5	11	8	3
Warrant in Debt	WD	67	62	77	56	21
Civil Total		123	81	149	111	38
Botetourt Totals		1,408	1,466	1,918	1,352	566

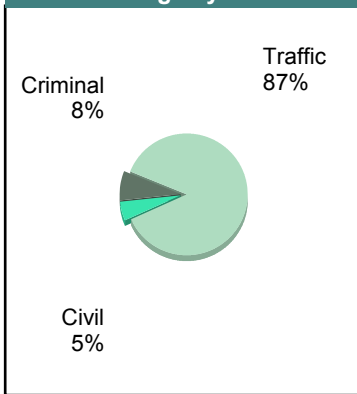


		<u>Filings</u>	<u>Hearings</u>	<u>Transactions</u>	<u>Concluded</u>	<u>Cont</u>
<u>Criminal</u>						
Capias	CA	5	13	13	2	11
Civil Violation	CV	2	2	2	1	1
Felony	F	23	40	41	10	31
Misdemeanor	M	49	104	104	31	73
Motion	MO	1	1	1	1	-
Show Cause	SC	3	9	9	2	7
Criminal Total		83	169	170	47	123
<u>Traffic</u>						
Felony	F	1	1	1	0	1
Infraction	I	786	573	915	792	123
Misdemeanor	M	128	288	288	165	123
Show Cause	SC	5	6	6	5	1
Traffic Total		920	868	1,210	962	248
<u>Civil</u>						
Admin License	AL	4	0	4	4	-
Counter Claim	CC	1	2	2	0	2
Custody Relief	CR	0	0	1	1	-
Detinue	DT	1	3	4	2	2
Garnishment	GA	5	2	6	4	2
Impoundment	IM	1	0	1	1	-
Interrogatory	IN	0	0	2	2	-
Overweight	OC	3	2	3	1	2
Other	OT	1	2	3	1	2
Protective Order	PO	1	0	1	1	-
Prelim Prot Order	PP	3	0	3	3	-
Unlawful Detainer	UD	9	3	9	8	1
Warrant in Debt	WD	23	26	32	24	8
Civil Total		52	40	71	52	19
Botetourt Totals		1,055	1,077	1,451	1,061	390

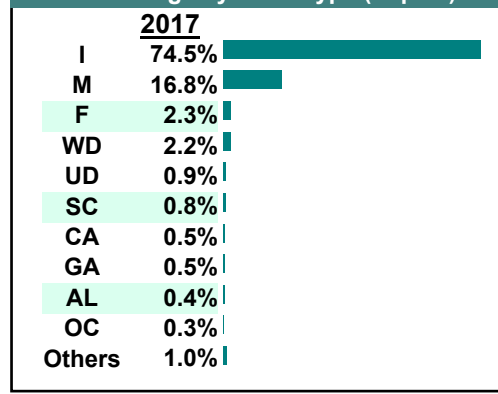
Calendared Filings with Top 12 Scheduled Times



% of Filings by Division

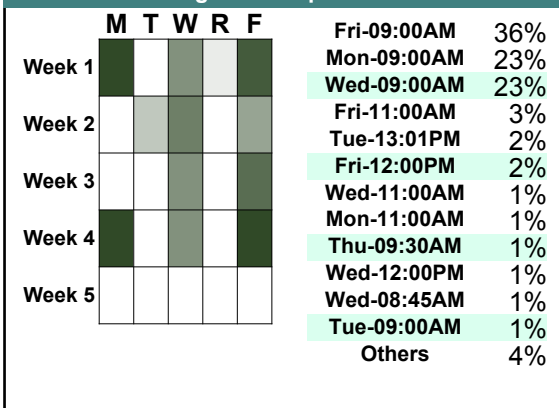


% of Filings by Case Type (Top 10)

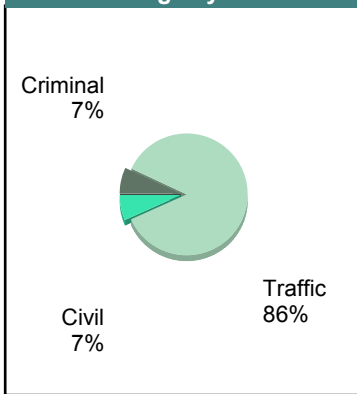


		Filings	Hearings	Transactions	Concluded	Cont
<u>Criminal</u>						
Capias	CA	8	18	18	6	12
Civil Violation	CV	0	1	1	0	1
Felony	F	28	55	59	15	44
Misdemeanor	M	55	143	146	65	81
Motion	MO	1	1	1	1	-
Show Cause	SC	15	21	21	12	9
Criminal Total		107	239	246	99	147
<u>Traffic</u>						
Civil Violation	CV	2	2	2	2	-
Felony	F	2	7	7	3	4
Infraction	I	1,078	770	1,247	1,098	149
Misdemeanor	M	227	374	374	184	190
Restricted O/L	RL	1	1	1	1	-
Show Cause	SC	1	2	2	2	-
Traffic Total		1,311	1,156	1,633	1,290	343
<u>Civil</u>						
Admin License	AL	6	0	6	6	-
Bond Forfeiture	BF	1	0	1	1	-
Garnishment	GA	12	3	18	15	3
Impoundment	IM	2	0	2	2	-
Interrogatory	IN	13	7	16	9	7
Overweight	OC	5	0	7	7	-
Other	OT	1	0	1	1	-
Protective Order	PO	1	0	1	1	-
Prelim Prot Order	PP	2	0	2	2	-
Unlawful Detainer	UD	15	7	17	15	2
Warrant in Debt	WD	44	52	65	57	8
Civil Total		102	69	136	116	20
Botetourt Totals		1,520	1,464	2,015	1,505	510

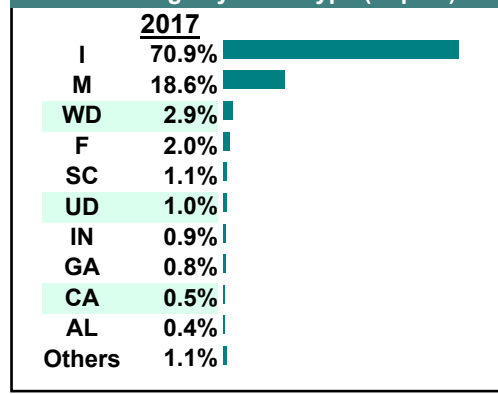
Calendared Filings with Top 12 Scheduled Times



% of Filings by Division

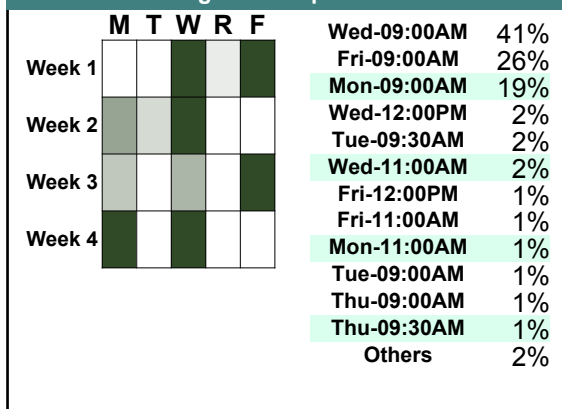


% of Filings by Case Type (Top 10)

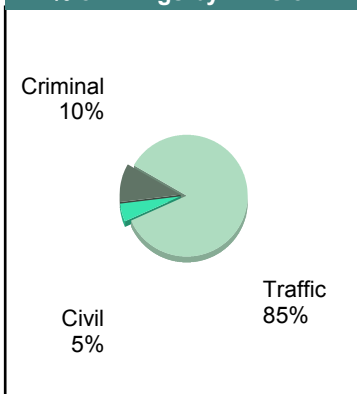


		Filings	Hearings	Transactions	Concluded	Cont
<u>Criminal</u>						
Capias	CA	2	14	14	7	7
Civil Violation	CV	3	5	5	4	1
Felony	F	14	47	53	27	26
Misdemeanor	M	93	186	190	88	102
Motion	MO	2	2	2	2	-
Show Cause	SC	4	13	13	5	8
Criminal Total		118	267	277	133	144
<u>Traffic</u>						
Capias	CA	1	2	2	2	-
Felony	F	2	5	7	4	3
Infraction	I	877	663	1,034	904	130
Misdemeanor	M	121	273	273	155	118
Show Cause	SC	1	3	3	1	2
Traffic Total		1,002	946	1,319	1,066	253
<u>Civil</u>						
Admin License	AL	2	0	2	2	-
Detinue	DT	1	1	1	0	1
Garnishment	GA	15	3	19	16	3
Interrogatory	IN	2	1	2	1	1
Overweight	OC	6	1	7	6	1
Other	OT	1	2	2	0	2
Prelim Prot Order	PP	1	0	1	1	-
Unlawful Detainer	UD	10	9	12	9	3
Warrant in Debt	WD	19	23	38	29	9
Civil Total		57	40	84	64	20
Botetourt Totals		1,177	1,253	1,680	1,263	417

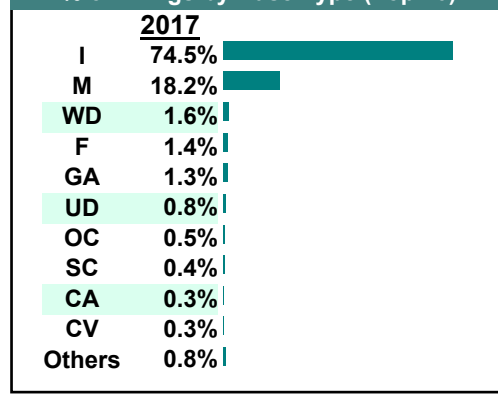
Calendared Filings with Top 12 Scheduled Times



% of Filings by Division

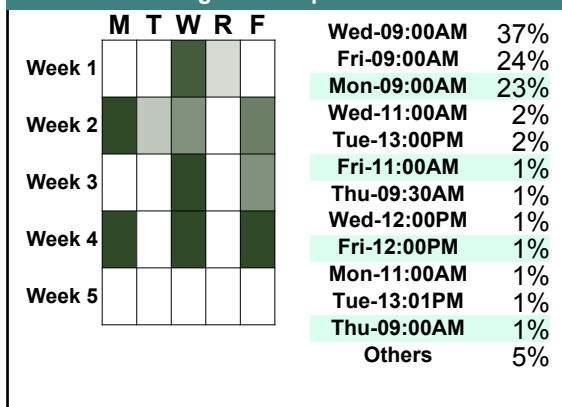


% of Filings by Case Type (Top 10)

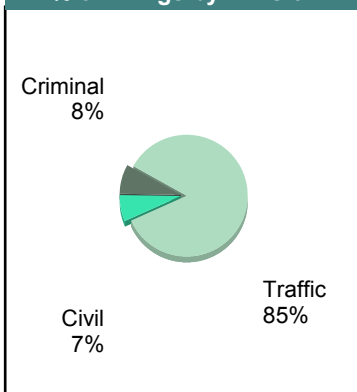


		Filings	Hearings	Transactions	Concluded	Cont
<u>Criminal</u>						
Capias	CA	5	14	14	2	12
Civil Violation	CV	1	3	3	1	2
Felony	F	25	51	52	18	34
Misdemeanor	M	78	147	156	77	79
Show Cause	SC	12	25	25	16	9
Criminal Total		121	240	250	114	136
<u>Traffic</u>						
Felony	F	1	3	3	0	3
Infraction	I	1,113	796	1,333	1,142	191
Misdemeanor	M	199	384	384	206	178
Show Cause	SC	2	10	10	3	7
Traffic Total		1,315	1,193	1,730	1,351	379
<u>Civil</u>						
Admin License	AL	6	0	6	6	-
Custody Relief	CR	1	1	1	0	1
Detinue	DT	2	1	2	1	1
Garnishment	GA	23	7	23	16	7
Impoundment	IM	2	0	2	2	-
Interrogatory	IN	1	3	14	11	3
Overweight	OC	8	2	10	8	2
Other	OT	3	2	3	2	1
Tenants Assertion	TA	1	0	1	1	-
Unlawful Detainer	UD	8	6	12	11	1
Warrant in Debt	WD	52	63	78	50	28
Civil Total		107	85	152	108	44
Botetourt Totals		1,543	1,518	2,132	1,573	559

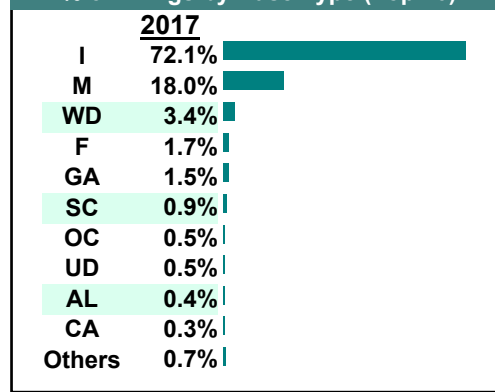
Calendared Filings with Top 12 Scheduled Times



% of Filings by Division

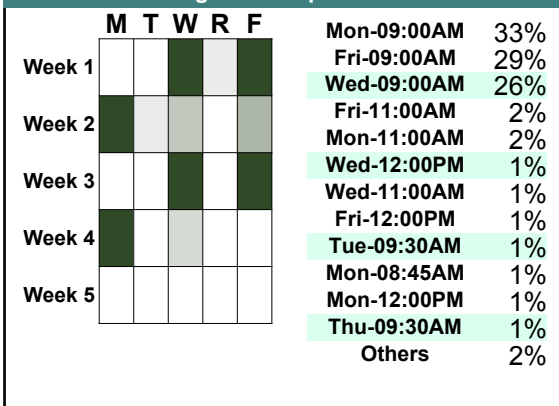


% of Filings by Case Type (Top 10)

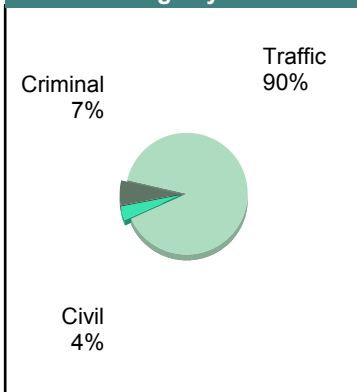


		<u>Filings</u>	<u>Hearings</u>	<u>Transactions</u>	<u>Concluded</u>	<u>Cont</u>
<u>Criminal</u>						
Capias	CA	3	9	9	3	6
Civil Violation	CV	1	5	5	2	3
Felony	F	14	57	57	28	29
Misdemeanor	M	86	162	173	72	101
Show Cause	SC	6	11	11	4	7
Criminal Total		110	244	255	109	146
<u>Traffic</u>						
Capias	CA	1	3	3	2	1
Felony	F	5	7	7	2	5
Infraction	I	1,225	859	1,341	1,104	237
Misdemeanor	M	236	403	403	221	182
Restricted O/L	RL	1	1	1	1	-
Show Cause	SC	0	2	2	0	2
Traffic Total		1,468	1,275	1,757	1,330	427
<u>Civil</u>						
Abstract	AJ	2	0	2	2	-
Admin License	AL	8	0	8	8	-
Custody Relief	CR	1	0	1	1	-
Detinue	DT	1	2	4	2	2
Impoundment	IM	3	0	3	3	-
Interrogatory	IN	1	1	1	0	1
Overweight	OC	4	2	5	3	2
Protective Order	PO	1	0	4	4	-
Unlawful Detainer	UD	12	10	14	9	5
Warrant in Debt	WD	25	24	33	21	12
Civil Total		58	39	75	53	22
Botetourt Totals		1,636	1,558	2,087	1,492	595

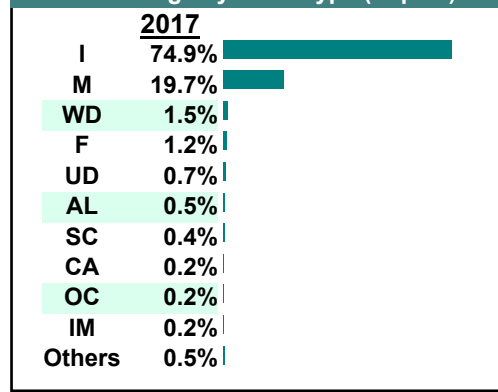
Calendared Filings with Top 12 Scheduled Times



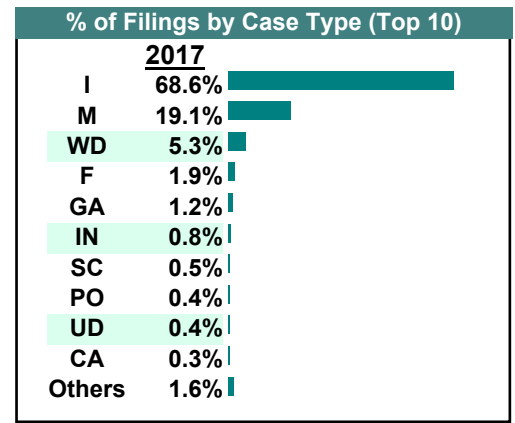
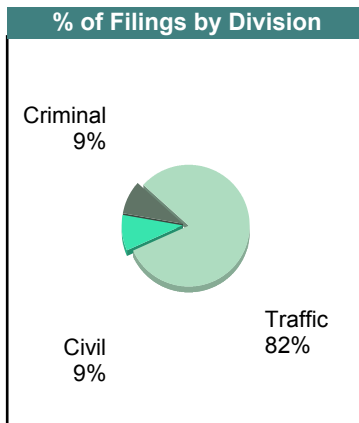
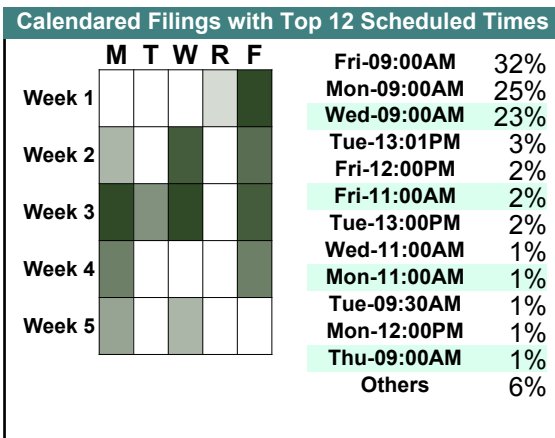
% of Filings by Division



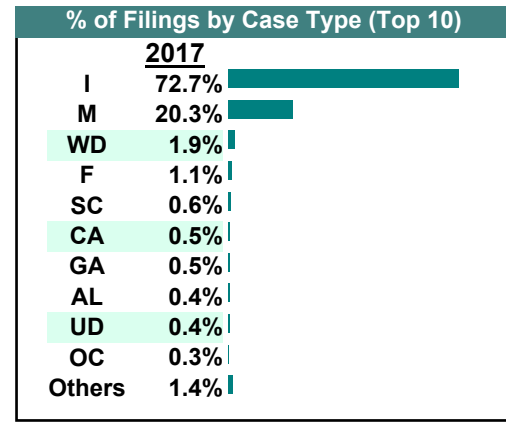
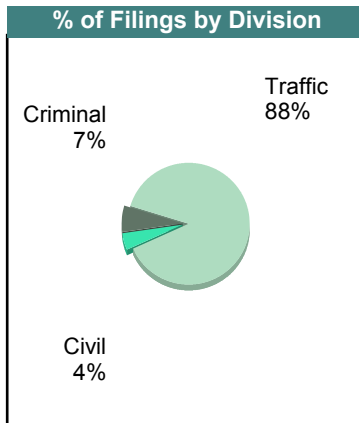
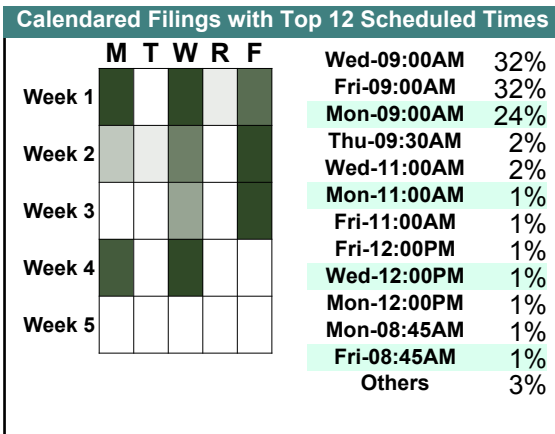
% of Filings by Case Type (Top 10)



		Filings	Hearings	Transactions	Concluded	Cont
<u>Criminal</u>						
Capias	CA	3	15	15	6	9
Civil Violation	CV	2	7	7	3	4
Felony	F	23	51	54	14	40
Misdemeanor	M	77	187	190	75	115
Motion	MO	1	1	1	1	-
Show Cause	SC	5	17	17	11	6
Criminal Total		111	278	284	110	174
<u>Traffic</u>						
Capias	CA	1	4	4	2	2
Felony	F	1	3	3	1	2
Infraction	I	860	662	1,008	875	133
Misdemeanor	M	162	359	359	200	159
Show Cause	SC	1	2	2	2	-
Traffic Total		1,025	1,030	1,376	1,080	296
<u>Civil</u>						
Abstract	AJ	1	0	1	1	-
Admin License	AL	3	0	3	3	-
Detinue	DT	0	0	1	1	-
Garnishment	GA	15	1	19	18	1
Impoundment	IM	4	0	4	4	-
Interrogatory	IN	10	9	16	7	9
Overweight	OC	4	1	4	3	1
Other	OT	2	0	2	2	-
Protective Order	PO	5	3	6	3	3
Prelim Prot Order	PP	3	0	3	3	-
Petition-Restore Arms	PR	0	0	1	1	-
Unlawful Detainer	UD	5	6	8	7	1
Warrant in Debt	WD	66	68	80	53	27
Civil Total		118	88	148	106	42
Botetourt Totals		1,254	1,396	1,808	1,296	512




		Filings	Hearings	Transactions	Concluded	Cont
<u>Criminal</u>						
Capias	CA	8	16	16	6	10
Civil Violation	CV	1	1	1	0	1
Felony	F	18	45	52	15	37
Misdemeanor	M	80	158	160	71	89
Motion	MO	3	3	3	3	-
Show Cause	SC	10	22	22	6	16
Criminal Total		120	245	254	101	153
<u>Traffic</u>						
Capias	CA	0	1	1	0	1
Felony	F	1	3	4	2	2
Infraction	I	1,231	923	1,387	1,225	162
Misdemeanor	M	264	460	460	231	229
Restricted O/L	RL	1	1	1	1	-
Show Cause	SC	1	6	6	2	4
Traffic Total		1,498	1,394	1,859	1,461	398
<u>Civil</u>						
Abstract	AJ	1	0	1	1	-
Admin License	AL	6	0	6	6	-
Detinue	DT	2	1	3	2	1
Garnishment	GA	8	1	8	7	1
Impoundment	IM	4	0	4	4	-
Interrogatory	IN	4	3	4	1	3
Overweight	OC	5	0	7	7	-
Other	OT	1	0	1	1	-
Protective Order	PO	2	1	2	1	1
Prelim Prot Order	PP	4	2	4	4	-
Petition-Restore Arms	PR	0	1	1	0	1
Unlawful Detainer	UD	6	5	7	5	2
Warrant in Debt	WD	32	33	45	30	15
Civil Total		75	47	93	69	24
Botetourt Totals		1,693	1,686	2,206	1,631	575

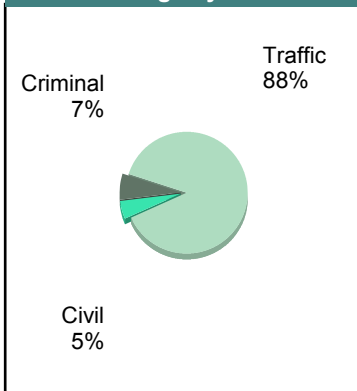


		<u>Filings</u>	<u>Hearings</u>	<u>Transactions</u>	<u>Concluded</u>	<u>Cont</u>
<u>Criminal</u>						
Capias	CA	2	15	15	2	13
Civil Violation	CV	1	2	2	0	2
Felony	F	15	44	48	15	33
Misdemeanor	M	68	151	154	75	79
Motion	MO	1	1	1	1	-
Show Cause	SC	11	20	20	11	9
Criminal Total		98	233	240	104	136
<u>Traffic</u>						
Felony	F	2	4	4	0	4
Infraction	I	1,008	708	1,153	981	172
Misdemeanor	M	196	363	363	206	157
Show Cause	SC	2	5	5	2	3
Traffic Total		1,208	1,080	1,525	1,189	336
<u>Civil</u>						
Admin License	AL	4	0	4	4	-
Detinue	DT	0	2	2	1	1
Garnishment	GA	6	0	9	9	-
Impoundment	IM	4	0	4	4	-
Interrogatory	IN	6	6	16	10	6
Overweight	OC	1	1	2	1	1
Other	OT	2	0	2	2	-
Protective Order	PO	3	1	3	3	-
Prelim Prot Order	PP	1	0	1	1	-
Petition-Restore Arms	PR	0	1	1	0	1
Unlawful Detainer	UD	14	8	16	14	2
Warrant in Debt	WD	22	30	42	35	7
Civil Total		63	49	102	84	18
Botetourt Totals		1,369	1,362	1,867	1,377	490

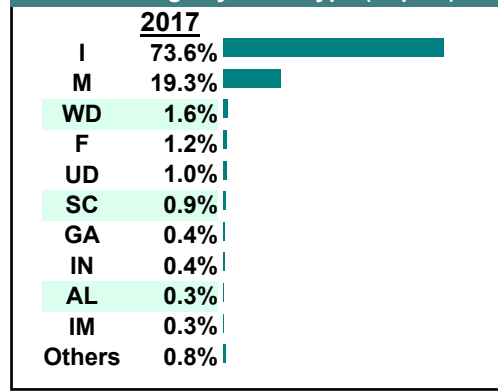
Calendared Filings with Top 12 Scheduled Times



% of Filings by Division



% of Filings by Case Type (Top 10)



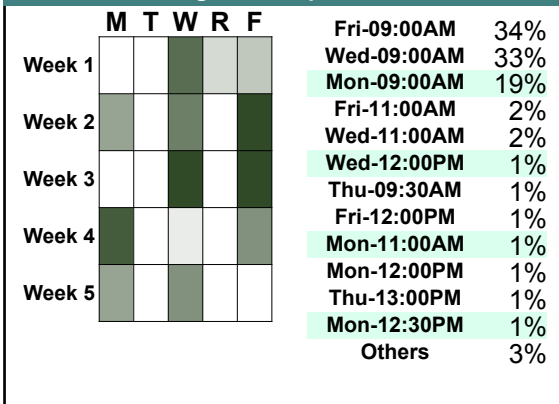
		<u>Filings</u>	<u>Hearings</u>	<u>Transactions</u>	<u>Concluded</u>	<u>Cont</u>
<u>Criminal</u>						
Capias	CA	5	10	10	5	5
Civil Violation	CV	1	2	2	1	1
Felony	F	12	28	35	16	19
Misdemeanor	M	56	131	132	52	80
Show Cause	SC	13	18	18	12	6
Criminal Total		87	189	197	86	111

		<u>Filings</u>	<u>Hearings</u>	<u>Transactions</u>	<u>Concluded</u>	<u>Cont</u>
<u>Traffic</u>						
Capias	CA	0	2	2	0	2
Felony	F	0	1	1	1	-
Infraction	I	999	741	1,138	990	148
Misdemeanor	M	166	349	349	189	160
Show Cause	SC	1	3	3	0	3
Traffic Total		1,166	1,096	1,493	1,180	313

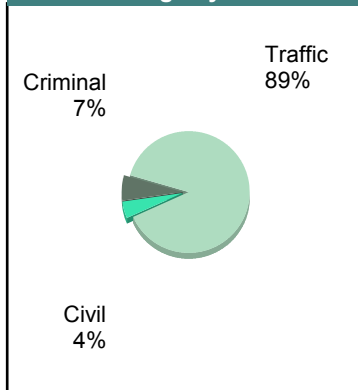
		<u>Filings</u>	<u>Hearings</u>	<u>Transactions</u>	<u>Concluded</u>	<u>Cont</u>
<u>Civil</u>						
Admin License	AL	2	0	2	2	-
Counter Claim	CC	0	0	1	1	-
Detinue	DT	3	4	5	2	3
Garnishment	GA	13	7	18	11	7
Impoundment	IM	1	0	1	1	-
Overweight	OC	3	1	3	2	1
Other	OT	1	0	1	1	-
Protective Order	PO	1	0	1	1	-
Prelim Prot Order	PP	2	0	2	2	-
Unlawful Detainer	UD	3	1	3	3	-
Warrant in Debt	WD	30	34	42	25	17
Civil Total		59	47	79	51	28

Botetourt Totals		1,312	1,332	1,769	1,317	452
-------------------------	--	--------------	--------------	--------------	--------------	------------

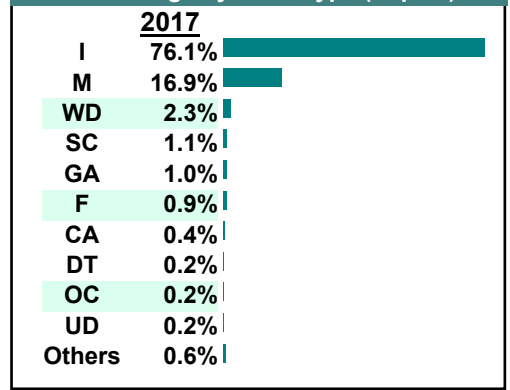
Calendared Filings with Top 12 Scheduled Times



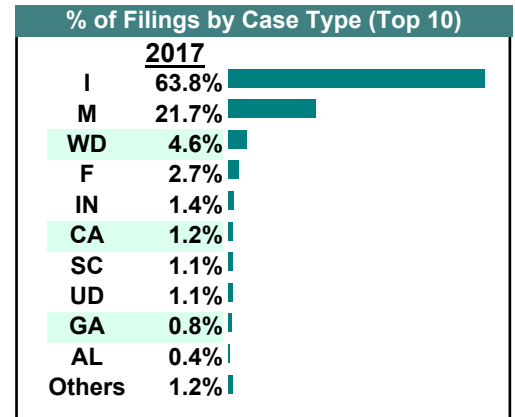
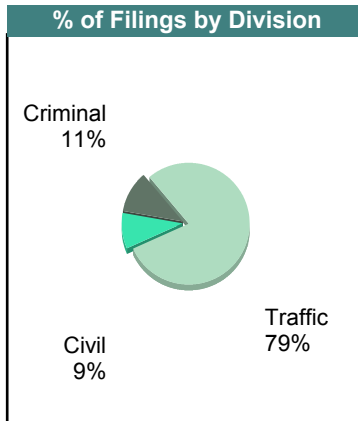
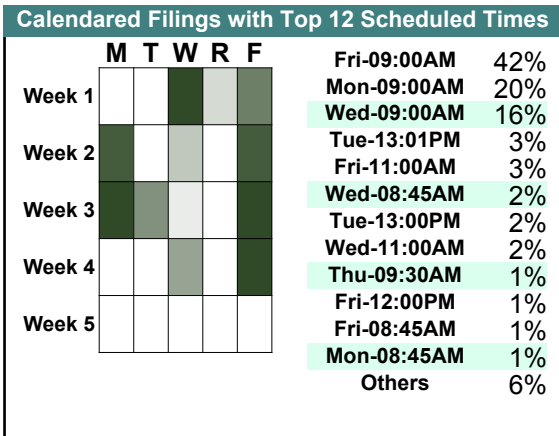
% of Filings by Division



% of Filings by Case Type (Top 10)

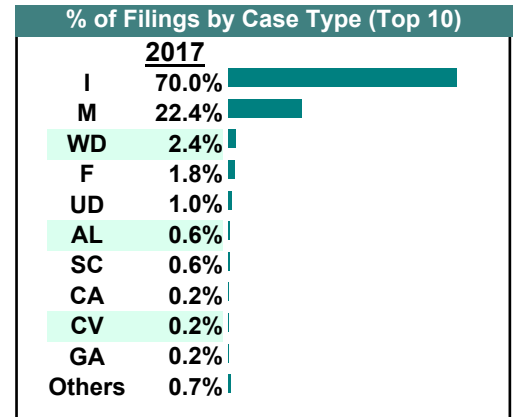
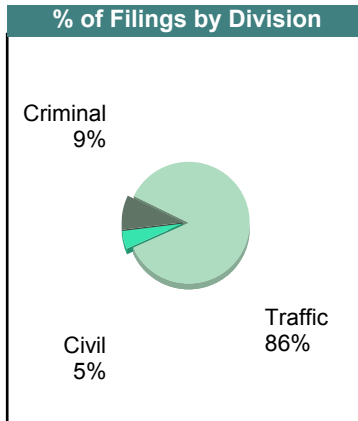


		<u>Filings</u>	<u>Hearings</u>	<u>Transactions</u>	<u>Concluded</u>	<u>Cont</u>
<u>Criminal</u>						
Capias	CA	10	20	20	6	14
Civil Violation	CV	0	2	2	1	1
Felony	F	25	49	56	18	38
Misdemeanor	M	59	143	150	75	75
Show Cause	SC	10	22	22	17	5
Criminal Total		104	236	250	117	133
<u>Traffic</u>						
Capias	CA	1	1	1	0	1
Felony	F	0	6	6	3	3
Infraction	I	587	510	730	616	114
Misdemeanor	M	141	321	322	159	163
Restricted O/L	RL	1	1	1	1	-
Show Cause	SC	0	2	2	0	2
Traffic Total		730	841	1,062	779	283
<u>Civil</u>						
Admin License	AL	4	1	5	4	1
Counter Claim	CC	0	1	1	0	1
Detinue	DT	1	1	1	1	-
Garnishment	GA	7	3	10	7	3
Impoundment	IM	2	0	2	2	-
Interrogatory	IN	13	10	19	9	10
Overweight	OC	4	1	6	5	1
Other	OT	1	0	1	1	-
Protective Order	PO	1	0	1	1	-
Prelim Prot Order	PP	1	0	1	1	-
Petition-Restore Arms	PR	0	1	1	0	1
Unlawful Detainer	UD	10	9	14	10	4
Warrant in Debt	WD	42	43	64	42	22
Civil Total		86	70	126	83	43
Botetourt Totals		920	1,147	1,438	979	459



		<u>Filings</u>	<u>Hearings</u>	<u>Transactions</u>	<u>Concluded</u>	<u>Cont</u>
<u>Criminal</u>						
Capias	CA	3	10	10	5	5
Civil Violation	CV	3	4	4	3	1
Felony	F	22	40	43	13	30
Misdemeanor	M	81	153	159	70	89
Motion	MO	2	2	2	2	-
Show Cause	SC	6	23	23	8	15
Criminal Total		117	232	241	101	140
<u>Traffic</u>						
Capias	CA	0	1	1	1	-
Felony	F	1	3	3	0	3
Infraction	I	873	629	1,022	906	116
Misdemeanor	M	198	354	354	177	177
Show Cause	SC	1	3	3	2	1
Traffic Total		1,073	990	1,383	1,086	297
<u>Civil</u>						
Admin License	AL	7	0	7	7	-
Counter Claim	CC	0	0	1	1	-
Detinue	DT	1	2	3	1	2
Garnishment	GA	2	0	4	4	-
Impoundment	IM	1	0	1	1	-
Overweight	OC	1	0	1	1	-
Protective Order	PO	2	0	2	2	-
Prelim Prot Order	PP	1	0	1	1	-
Petition-Restore Arms	PR	1	1	1	0	1
Unlawful Detainer	UD	12	12	15	14	1
Warrant in Debt	WD	30	29	43	28	15
Civil Total		58	44	79	60	19
Botetourt Totals		1,248	1,266	1,703	1,247	456

Calendared Filings with Top 12 Scheduled Times						
	M	T	W	R	F	
Week 1						Wed-09:00AM 38%
						Fri-09:00AM 32%
						Mon-09:00AM 15%
Week 2						Wed-12:00PM 2%
						Wed-11:00AM 2%
Week 3						Fri-12:00PM 2%
						Fri-11:00AM 1%
Week 4						Tue-09:30AM 1%
						Thu-09:00AM 1%
Week 5						Mon-12:00PM 1%
						Thu-09:30AM 1%
						Tue-08:45AM 1%
						Others 4%



CASELOAD STATISTICS OF THE GENERAL DISTRICT COURTS

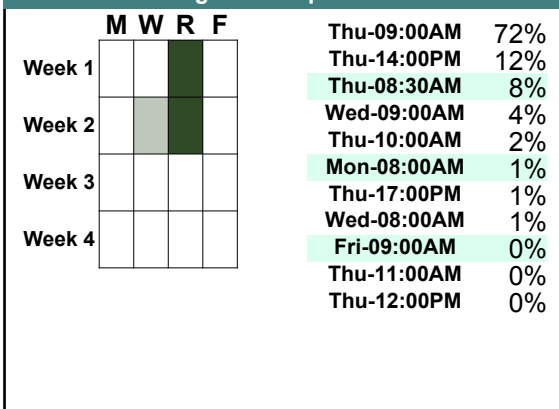
December 2017

Buena Vista

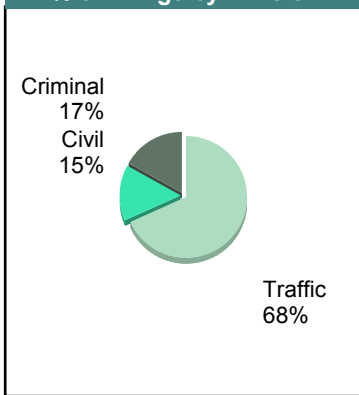
District: 25

		<u>Filings</u>	<u>Hearings</u>	<u>Transactions</u>	<u>Concluded</u>	<u>Cont</u>
<u>Criminal</u>						
Capias	CA	2	4	4	0	4
Felony	F	1	20	20	4	16
Misdemeanor	M	18	36	38	20	18
Show Cause	SC	1	3	3	1	2
Criminal Total		22	63	65	25	40
<u>Traffic</u>						
Capias	CA	1	1	1	0	1
Infraction	I	85	70	105	87	18
Misdemeanor	M	3	5	5	4	1
Traffic Total		89	76	111	91	20
<u>Civil</u>						
Admin License	AL	2	0	2	2	-
Garnishment	GA	5	2	5	3	1
Interrogatory	IN	1	0	1	1	-
Protective Order	PO	1	0	2	2	-
Prelim Prot Order	PP	0	0	1	1	-
Unlawful Detainer	UD	3	3	3	3	-
Warrant in Debt	WD	7	7	7	6	1
Civil Total		19	12	21	18	2
Buena Vista Totals		130	151	197	134	62


Calendared Filings with Top 12 Scheduled Times



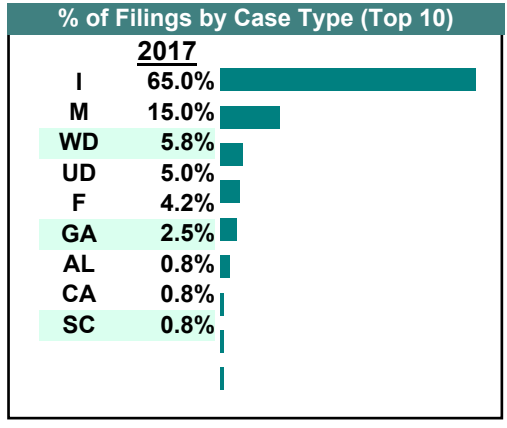
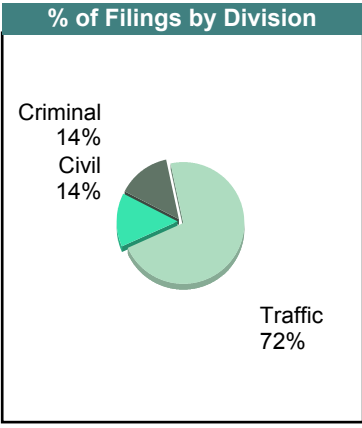
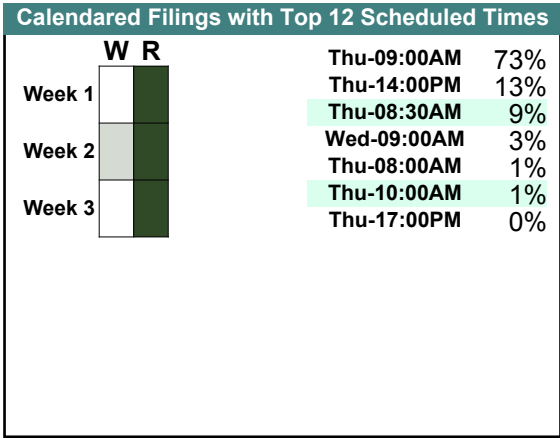
% of Filings by Division



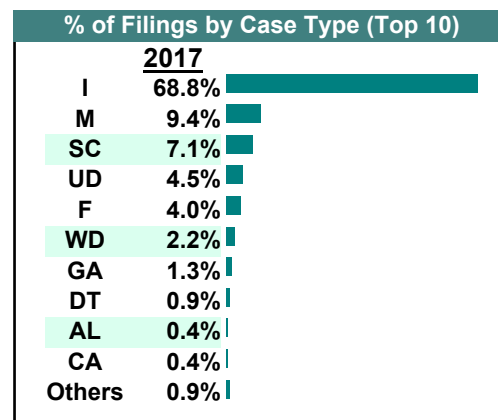
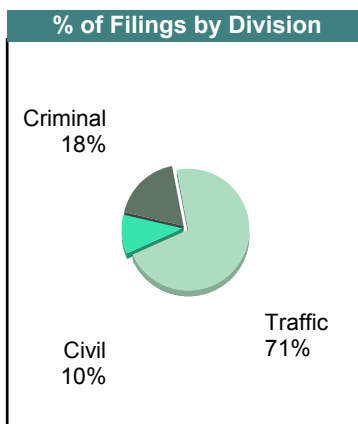
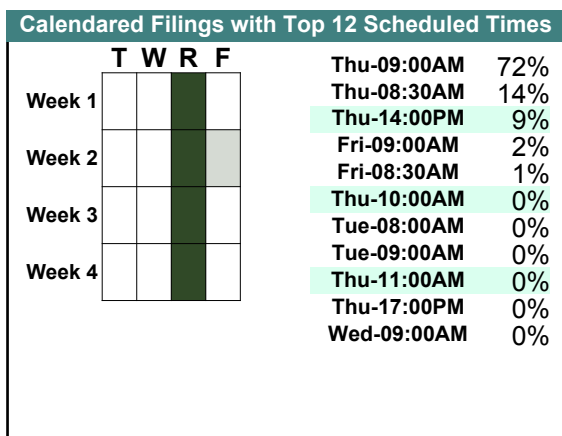
% of Filings by Case Type (Top 10)



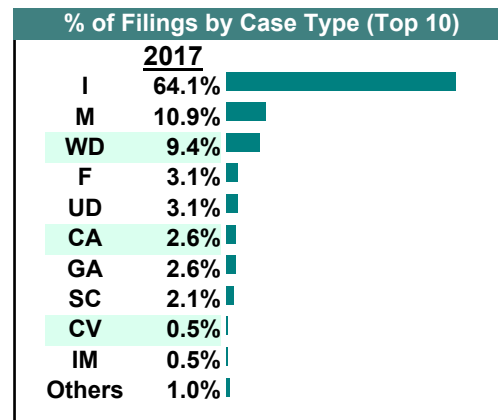
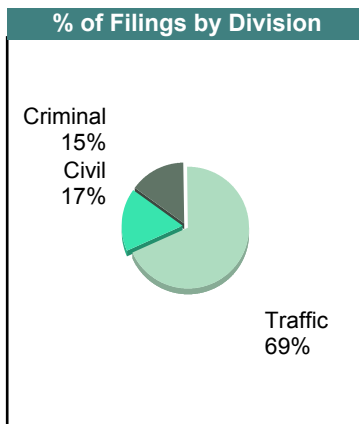
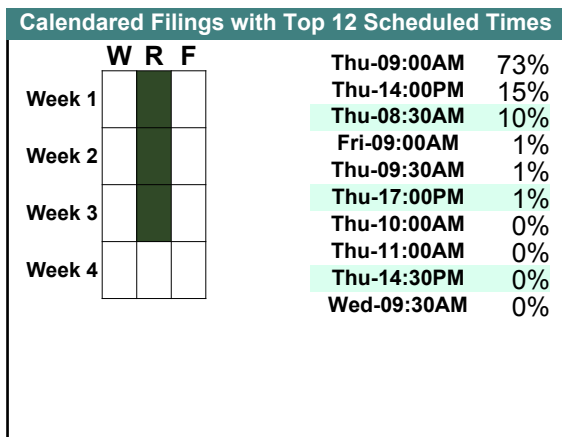
		<u>Filings</u>	<u>Hearings</u>	<u>Transactions</u>	<u>Concluded</u>	<u>Cont</u>
<u>Criminal</u>						
Capias	CA	1	2	2	1	1
Felony	F	5	10	10	5	5
Misdemeanor	M	11	17	20	9	11
Show Cause	SC	0	4	4	3	1
Criminal Total		17	33	36	18	18
<u>Traffic</u>						
Infraction	I	78	72	111	97	14
Misdemeanor	M	7	7	7	4	3
Show Cause	SC	1	1	1	1	-
Traffic Total		86	80	119	102	17
<u>Civil</u>						
Admin License	AL	1	0	1	1	-
Garnishment	GA	3	0	4	4	-
Unlawful Detainer	UD	6	2	7	7	-
Warrant in Debt	WD	7	5	8	7	1
Civil Total		17	7	20	19	1
Buena Vista Totals		120	120	175	139	36



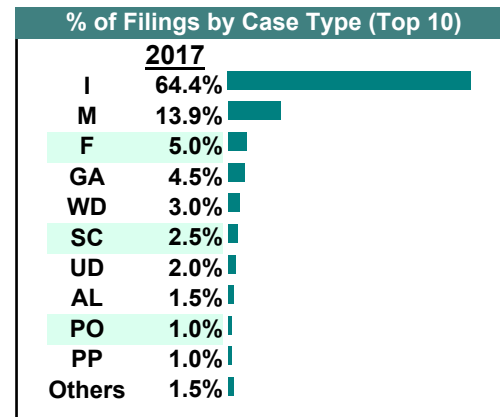
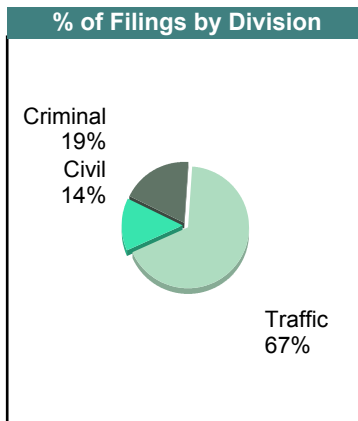
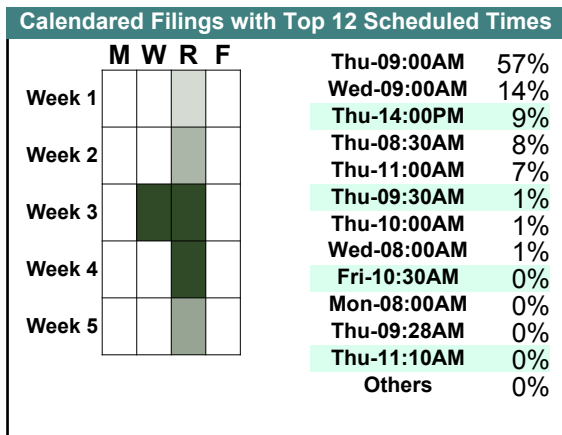
		Filings	Hearings	Transactions	Concluded	Cont
<u>Criminal</u>						
Capias	CA	1	3	3	2	1
Felony	F	9	20	20	7	13
Misdemeanor	M	15	29	31	14	17
Show Cause	SC	16	26	26	11	15
Criminal Total		41	78	80	34	46
<u>Traffic</u>						
Capias	CA	0	1	1	1	-
Infraction	I	154	110	175	141	34
Misdemeanor	M	6	10	10	6	4
Show Cause	SC	0	1	1	1	-
Traffic Total		160	122	187	149	38
<u>Civil</u>						
Admin License	AL	1	0	1	1	-
Detinue	DT	2	1	2	2	-
Garnishment	GA	3	1	3	2	1
Protective Order	PO	1	0	1	1	-
Prelim Prot Order	PP	1	0	1	1	-
Unlawful Detainer	UD	10	9	10	9	1
Warrant in Debt	WD	5	5	5	5	-
Civil Total		23	16	23	21	2
Buena Vista Totals		224	216	290	204	86



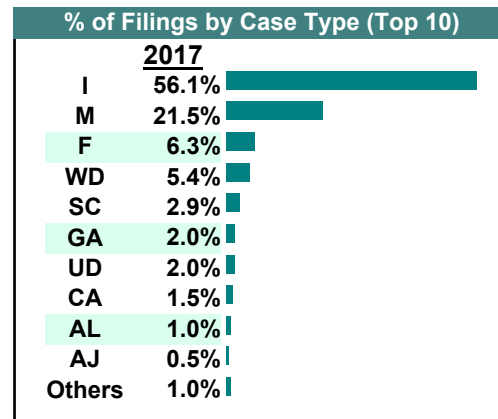
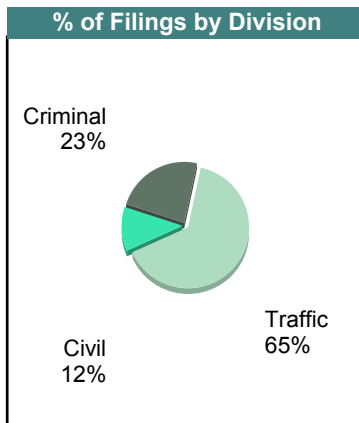
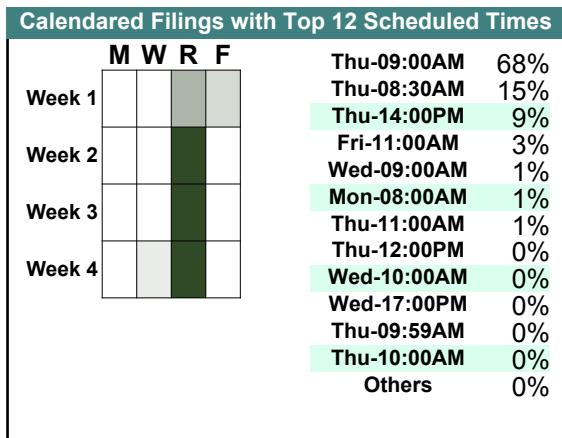
		<u>Filings</u>	<u>Hearings</u>	<u>Transactions</u>	<u>Concluded</u>	<u>Cont</u>
<u>Criminal</u>						
Capias	CA	4	6	6	3	3
Felony	F	6	19	19	4	15
Misdemeanor	M	15	33	35	17	18
Show Cause	SC	3	8	8	7	1
Criminal Total		28	66	68	31	37
<u>Traffic</u>						
Capias	CA	1	3	3	2	1
Civil Violation	CV	1	1	1	1	-
Infraction	I	123	102	156	128	28
Misdemeanor	M	6	19	19	16	3
Show Cause	SC	1	3	3	2	1
Traffic Total		132	128	182	149	33
<u>Civil</u>						
Garnishment	GA	5	0	6	6	-
Impoundment	IM	1	0	1	1	-
Other	OT	1	0	1	1	-
Prelim Prot Order	PP	1	1	2	1	1
Unlawful Detainer	UD	6	6	6	6	-
Warrant in Debt	WD	18	10	20	18	2
Civil Total		32	17	36	33	3
Buena Vista Totals		192	211	286	213	73



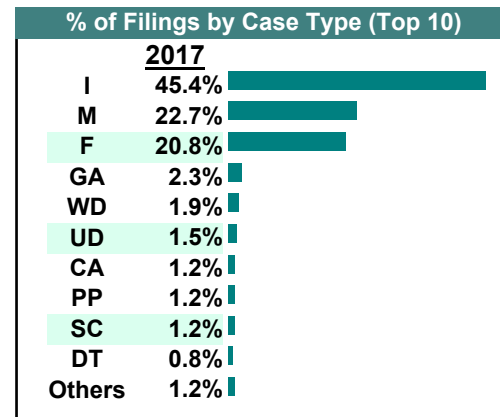
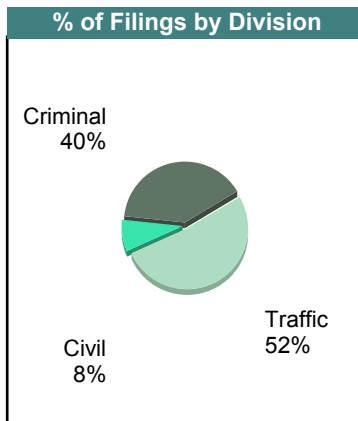

		<u>Filings</u>	<u>Hearings</u>	<u>Transactions</u>	<u>Concluded</u>	<u>Cont</u>
<u>Criminal</u>						
Capias	CA	1	2	2	2	-
Felony	F	10	66	66	53	13
Misdemeanor	M	23	52	56	41	15
Show Cause	SC	4	7	7	3	4
Criminal Total		38	127	131	99	32
<u>Traffic</u>						
Capias	CA	0	2	2	1	1
Felony	F	0	2	2	1	1
Infraction	I	130	124	187	119	68
Misdemeanor	M	5	15	15	6	9
Show Cause	SC	1	3	3	1	2
Traffic Total		136	146	209	128	81
<u>Civil</u>						
Admin License	AL	3	0	3	3	-
Garnishment	GA	9	4	12	8	4
Impoundment	IM	1	0	1	1	-
Other	OT	1	0	1	1	-
Protective Order	PO	2	1	2	1	1
Prelim Prot Order	PP	2	2	3	1	2
Unlawful Detainer	UD	4	4	4	4	-
Warrant in Debt	WD	6	3	6	5	1
Civil Total		28	14	32	24	8
Buena Vista Totals		202	287	372	251	121



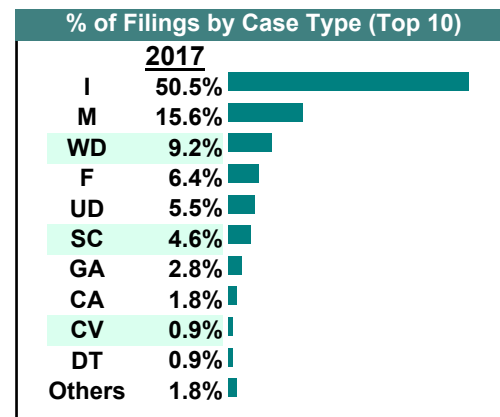
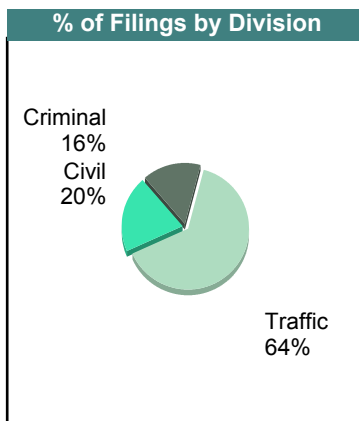
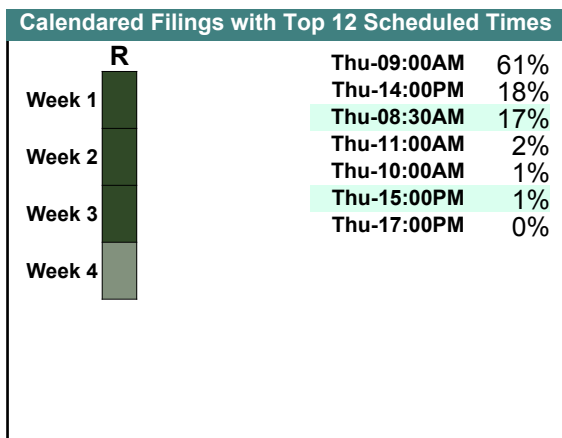
		<u>Filings</u>	<u>Hearings</u>	<u>Transactions</u>	<u>Concluded</u>	<u>Cont</u>
<u>Criminal</u>						
Capias	CA	1	5	5	3	2
Felony	F	13	25	25	11	14
Misdemeanor	M	30	49	52	28	24
Show Cause	SC	4	9	9	2	7
Criminal Total		48	88	91	44	47
<u>Traffic</u>						
Capias	CA	2	3	3	0	3
Felony	F	0	1	1	0	1
Infraction	I	115	69	128	108	20
Misdemeanor	M	14	20	21	9	12
Show Cause	SC	2	2	2	1	1
Traffic Total		133	95	155	118	37
<u>Civil</u>						
Abstract	AJ	1	0	1	1	-
Admin License	AL	2	0	2	2	-
Detinue	DT	0	2	2	2	-
Garnishment	GA	4	0	4	4	-
Protective Order	PO	1	0	1	1	-
Prelim Prot Order	PP	1	0	1	1	-
Unlawful Detainer	UD	4	4	4	4	-
Warrant in Debt	WD	11	10	12	11	1
Civil Total		24	16	27	26	1
Buena Vista Totals		205	199	273	188	85



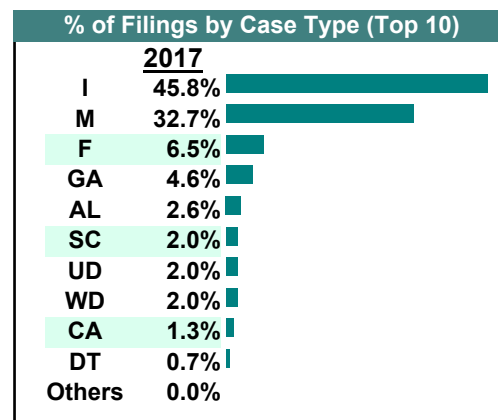
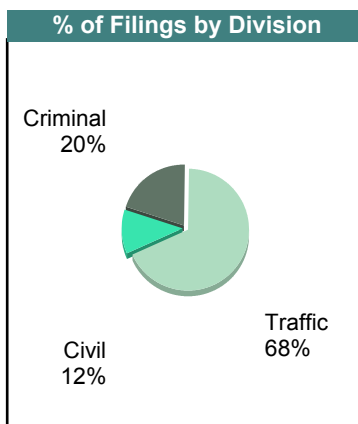
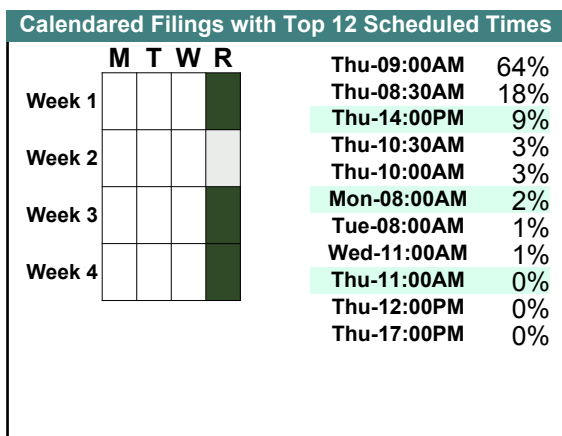
		<u>Filings</u>	<u>Hearings</u>	<u>Transactions</u>	<u>Concluded</u>	<u>Cont</u>
<u>Criminal</u>						
Capias	CA	3	5	5	1	4
Civil Violation	CV	1	2	2	2	-
Felony	F	53	68	68	7	61
Misdemeanor	M	44	62	63	24	39
Show Cause	SC	2	8	8	1	7
Criminal Total		103	145	146	35	111
<u>Traffic</u>						
Capias	CA	0	4	4	2	2
Felony	F	1	2	2	1	1
Infraction	I	118	77	136	117	19
Misdemeanor	M	15	26	26	19	7
Show Cause	SC	1	3	3	2	1
Traffic Total		135	112	171	141	30
<u>Civil</u>						
Abstract	AJ	1	0	1	1	-
Detinue	DT	2	2	2	0	2
Garnishment	GA	6	0	6	6	-
Protective Order	PO	1	0	1	1	-
Prelim Prot Order	PP	3	0	3	3	-
Unlawful Detainer	UD	4	4	4	4	-
Warrant in Debt	WD	5	5	6	6	-
Civil Total		22	11	23	21	2
Buena Vista Totals		260	268	340	197	143



		Filings	Hearings	Transactions	Concluded	Cont
<u>Criminal</u>						
Capias	CA	1	6	6	3	3
Civil Violation	CV	1	1	1	1	-
Felony	F	7	12	12	2	10
Misdemeanor	M	5	17	17	7	10
Show Cause	SC	3	6	6	3	3
Criminal Total		17	42	42	16	26
<u>Traffic</u>						
Capias	CA	1	1	1	0	1
Infraction	I	55	41	62	53	9
Misdemeanor	M	12	21	21	14	7
Show Cause	SC	2	3	3	2	1
Traffic Total		70	66	87	69	18
<u>Civil</u>						
Detinue	DT	1	0	2	2	-
Garnishment	GA	3	0	4	4	-
Interrogatory	IN	0	0	1	1	-
Protective Order	PO	1	0	1	1	-
Prelim Prot Order	PP	1	0	1	1	-
Unlawful Detainer	UD	6	6	6	6	-
Warrant in Debt	WD	10	10	12	11	1
Civil Total		22	16	27	26	1
Buena Vista Totals		109	124	156	111	45




		<u>Filings</u>	<u>Hearings</u>	<u>Transactions</u>	<u>Concluded</u>	<u>Cont</u>
<u>Criminal</u>						
Capias	CA	2	9	9	2	7
Felony	F	10	12	12	2	10
Misdemeanor	M	18	32	33	14	19
Show Cause	SC	1	3	3	2	1
Criminal Total		31	56	57	20	37
<u>Traffic</u>						
Capias	CA	0	3	3	1	2
Felony	F	0	1	1	0	1
Infraction	I	70	58	79	62	17
Misdemeanor	M	32	39	39	27	12
Show Cause	SC	2	3	3	0	3
Traffic Total		104	104	125	90	35
<u>Civil</u>						
Admin License	AL	4	0	4	4	-
Detinue	DT	1	1	1	0	1
Garnishment	GA	7	1	7	6	1
Interrogatory	IN	0	1	1	0	1
Unlawful Detainer	UD	3	3	4	4	-
Warrant in Debt	WD	3	2	4	3	1
Civil Total		18	8	21	17	4
Buena Vista Totals		153	168	203	127	76

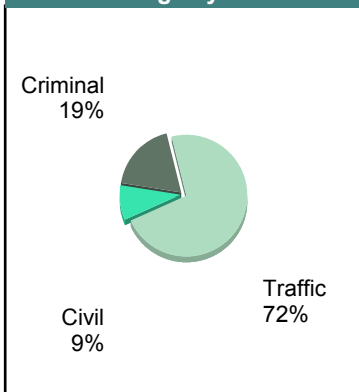


		<u>Filings</u>	<u>Hearings</u>	<u>Transactions</u>	<u>Concluded</u>	<u>Cont</u>
<u>Criminal</u>						
Capias	CA	0	8	8	3	5
Civil Violation	CV	1	2	2	1	1
Felony	F	3	19	19	15	4
Misdemeanor	M	15	56	56	32	24
Show Cause	SC	7	14	14	6	8
Criminal Total		26	99	99	57	42
<u>Traffic</u>						
Capias	CA	2	2	2	0	2
Civil Violation	CV	1	1	1	1	-
Felony	F	0	1	1	0	1
Infraction	I	82	73	102	85	17
Misdemeanor	M	15	23	23	14	9
Show Cause	SC	1	2	2	2	-
Traffic Total		101	102	131	102	29
<u>Civil</u>						
Admin License	AL	2	0	2	2	-
Detinue	DT	1	1	1	1	-
Garnishment	GA	2	0	2	2	-
Interrogatory	IN	0	1	1	0	1
Unlawful Detainer	UD	8	6	9	8	1
Warrant in Debt	WD	0	0	1	1	-
Civil Total		13	8	16	14	2
Buena Vista Totals		140	209	246	173	73

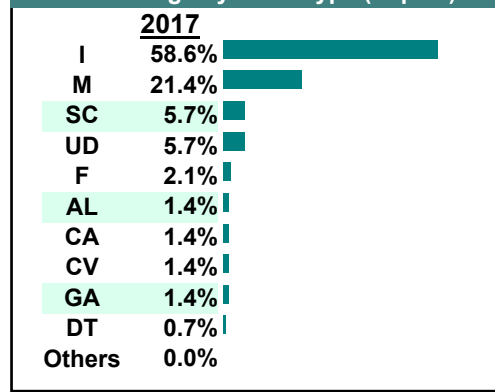
Calendared Filings with Top 12 Scheduled Times



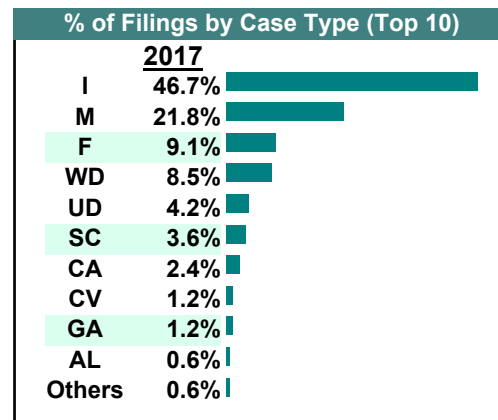
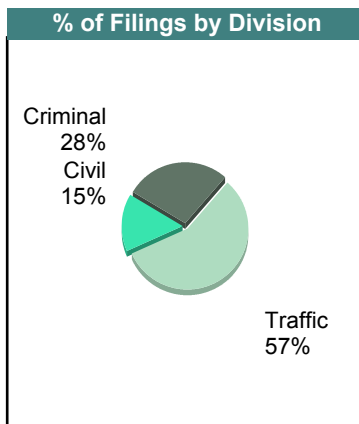
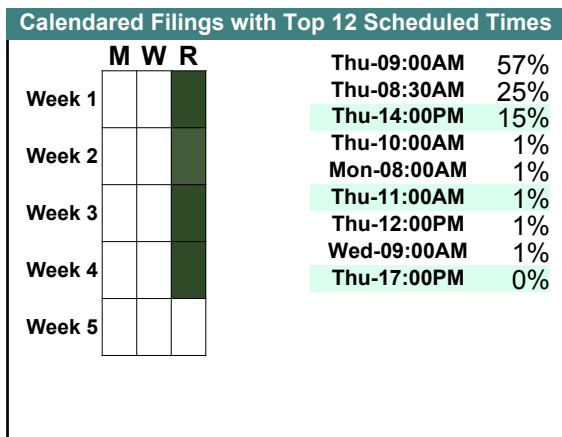
% of Filings by Division



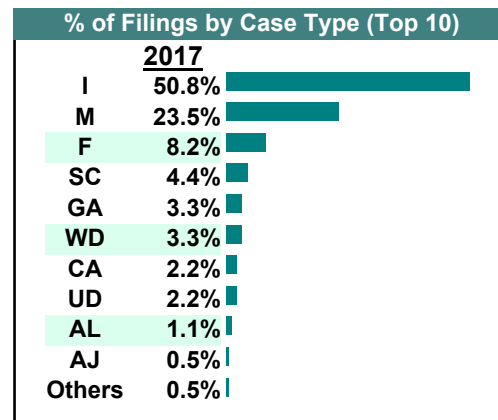
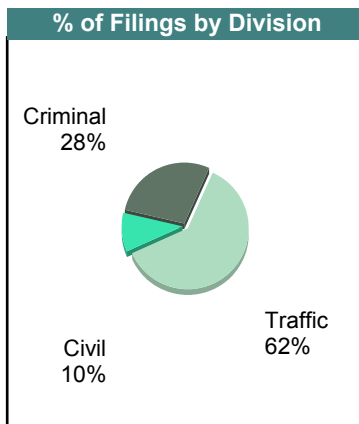
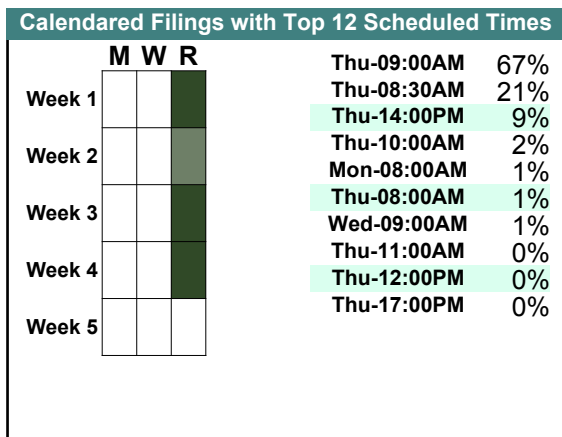
% of Filings by Case Type (Top 10)



		<u>Filings</u>	<u>Hearings</u>	<u>Transactions</u>	<u>Concluded</u>	<u>Cont</u>
<u>Criminal</u>						
Capias	CA	4	10	10	2	8
Civil Violation	CV	2	3	3	2	1
Felony	F	14	29	29	13	16
Misdemeanor	M	24	48	49	21	28
Show Cause	SC	2	7	7	4	3
Criminal Total		46	97	98	42	56
<u>Traffic</u>						
Capias	CA	0	3	3	2	1
Felony	F	1	1	1	0	1
Infraction	I	77	79	120	105	15
Misdemeanor	M	12	27	27	17	10
Show Cause	SC	4	6	6	4	2
Traffic Total		94	116	157	128	29
<u>Civil</u>						
Admin License	AL	1	0	1	1	-
Garnishment	GA	2	0	2	2	-
Interrogatory	IN	1	1	1	0	1
Unlawful Detainer	UD	7	9	10	7	3
Warrant in Debt	WD	14	13	16	13	3
Civil Total		25	23	30	23	7
Buena Vista Totals		165	236	285	193	92



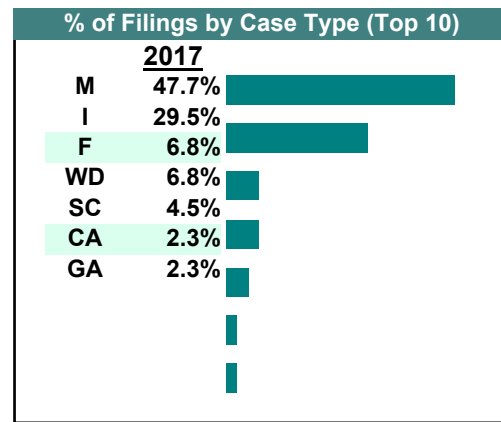
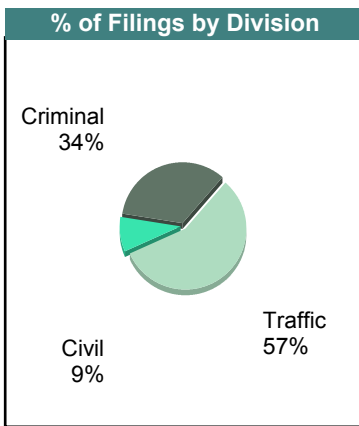
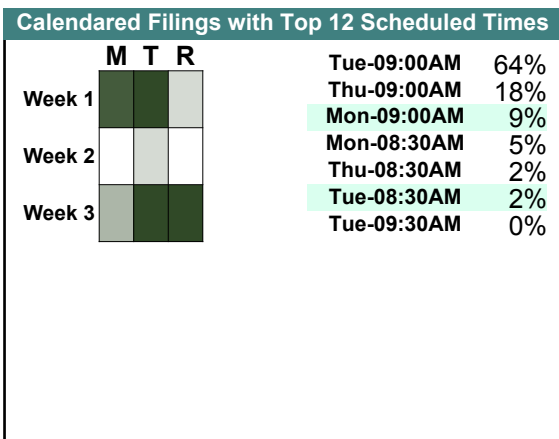
		<u>Filings</u>	<u>Hearings</u>	<u>Transactions</u>	<u>Concluded</u>	<u>Cont</u>
<u>Criminal</u>						
Capias	CA	3	5	5	1	4
Civil Violation	CV	1	1	1	0	1
Felony	F	15	22	22	4	18
Misdemeanor	M	27	47	51	19	32
Show Cause	SC	5	9	9	6	3
Criminal Total		51	84	88	30	58
<u>Traffic</u>						
Capias	CA	1	4	4	1	3
Felony	F	0	1	1	1	-
Infraction	I	93	81	113	65	48
Misdemeanor	M	16	33	33	17	16
Show Cause	SC	3	5	5	4	1
Traffic Total		113	124	156	88	68
<u>Civil</u>						
Abstract	AJ	1	0	1	1	-
Admin License	AL	2	0	2	2	-
Garnishment	GA	6	0	6	6	-
Unlawful Detainer	UD	4	7	8	5	3
Warrant in Debt	WD	6	5	7	6	1
Civil Total		19	12	24	20	4
Buena Vista Totals		183	220	268	138	130



CASELOAD STATISTICS OF THE GENERAL DISTRICT COURTS

December 2017

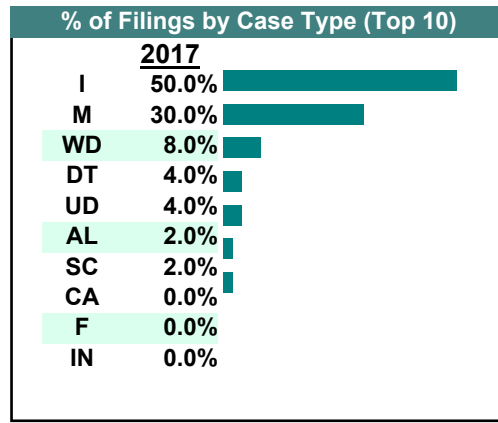
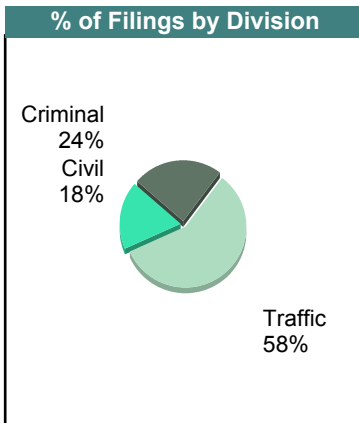
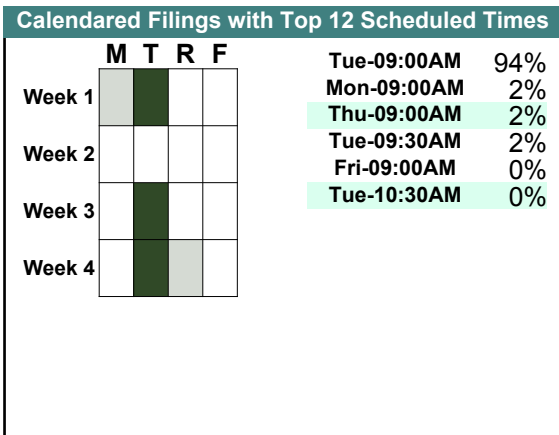
		<u>Filings</u>	<u>Hearings</u>	<u>Transactions</u>	<u>Concluded</u>	<u>Cont</u>
<u>Criminal</u>						
Capias	CA	1	4	4	2	2
Felony	F	3	6	6	0	6
Misdemeanor	M	9	22	22	7	15
Show Cause	SC	2	8	8	4	4
Criminal Total		15	40	40	13	27
<u>Traffic</u>						
Infraction	I	13	16	20	15	5
Misdemeanor	M	12	28	28	12	16
Show Cause	SC	0	1	1	1	-
Traffic Total		25	45	49	28	21
<u>Civil</u>						
Garnishment	GA	1	0	1	1	-
Warrant in Debt	WD	3	2	4	2	2
Civil Total		4	2	5	3	2
Craig Totals		44	87	94	44	50



CASELOAD STATISTICS OF THE GENERAL DISTRICT COURTS

November 2017

		<u>Filings</u>	<u>Hearings</u>	<u>Transactions</u>	<u>Concluded</u>	<u>Cont</u>
<u>Criminal</u>						
Felony	F	0	2	2	2	-
Misdemeanor	M	12	33	33	11	22
Show Cause	SC	0	5	5	1	4
Criminal Total		12	40	40	14	26
<u>Traffic</u>						
Capias	CA	0	1	1	0	1
Infraction	I	25	24	31	29	2
Misdemeanor	M	3	20	20	12	8
Show Cause	SC	1	1	1	0	1
Traffic Total		29	46	53	41	12
<u>Civil</u>						
Admin License	AL	1	0	1	1	-
Detinue	DT	2	0	2	2	-
Interrogatory	IN	0	1	1	0	1
Unlawful Detainer	UD	2	2	3	3	-
Warrant in Debt	WD	4	5	6	2	4
Civil Total		9	8	13	8	5
Craig Totals		50	94	106	63	43




CASELOAD STATISTICS OF THE GENERAL DISTRICT COURTS

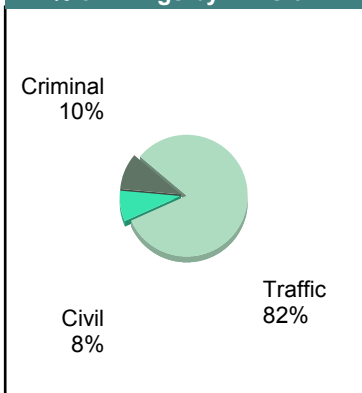
October 2017

		<u>Filings</u>	<u>Hearings</u>	<u>Transactions</u>	<u>Concluded</u>	<u>Cont</u>
<u>Criminal</u>						
Capias	CA	0	3	3	1	2
Felony	F	1	4	4	1	3
Misdemeanor	M	7	23	24	9	15
Show Cause	SC	3	7	7	2	5
Criminal Total		11	37	38	13	25
<u>Traffic</u>						
Infraction	I	79	68	86	77	9
Misdemeanor	M	14	26	26	14	12
Traffic Total		93	94	112	91	21
<u>Civil</u>						
Garnishment	GA	2	0	2	2	-
Protective Order	PO	1	0	1	1	-
Prelim Prot Order	PP	1	0	1	1	-
Unlawful Detainer	UD	1	2	2	1	1
Warrant in Debt	WD	4	5	7	6	1
Civil Total		9	7	13	11	2
Craig Totals		113	138	163	115	48

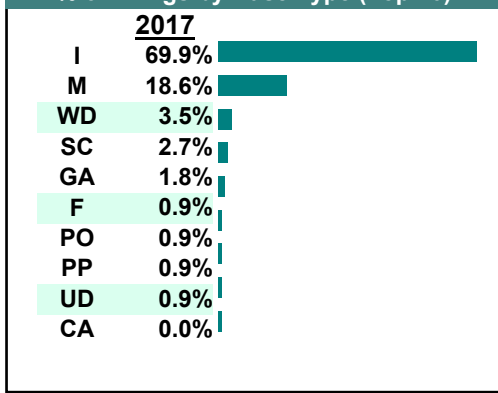
Calendared Filings with Top 12 Scheduled Times



% of Filings by Division

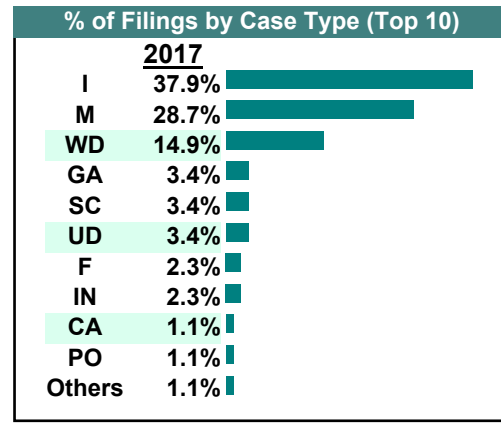
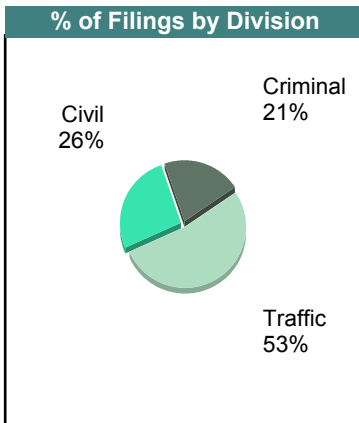
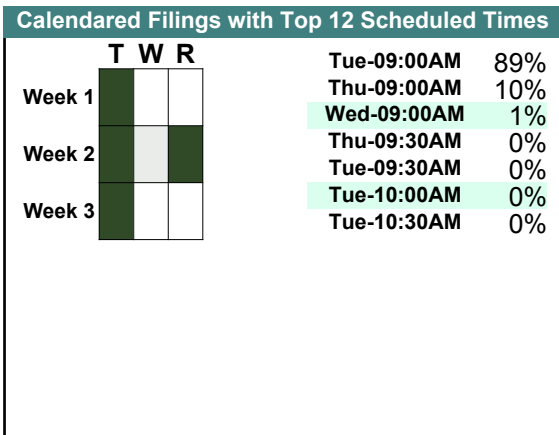


% of Filings by Case Type (Top 10)



September 2017

		Filings	Hearings	Transactions	Concluded	Cont
<u>Criminal</u>						
Capias	CA	1	4	4	1	3
Felony	F	2	4	4	2	2
Misdemeanor	M	12	31	33	13	20
Show Cause	SC	3	4	4	1	3
Criminal Total		18	43	45	17	28
<u>Traffic</u>						
Infraction	I	33	28	37	35	2
Misdemeanor	M	13	30	30	17	13
Traffic Total		46	58	67	52	15
<u>Civil</u>						
Garnishment	GA	3	0	5	5	-
Interrogatory	IN	2	1	2	1	1
Protective Order	PO	1	0	1	1	-
Prelim Prot Order	PP	1	0	1	1	-
Unlawful Detainer	UD	3	5	5	4	1
Warrant in Debt	WD	13	16	16	8	8
Civil Total		23	22	30	20	10
Craig Totals		87	123	142	89	53

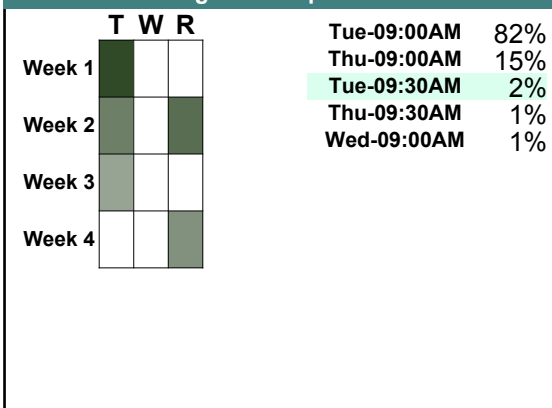


CASELOAD STATISTICS OF THE GENERAL DISTRICT COURTS

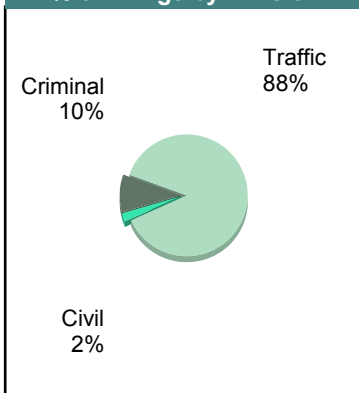
August 2017

		<u>Filings</u>	<u>Hearings</u>	<u>Transactions</u>	<u>Concluded</u>	<u>Cont</u>
<u>Criminal</u>						
Capias	CA	1	1	1	0	1
Felony	F	1	3	3	1	2
Misdemeanor	M	10	41	42	11	31
Show Cause	SC	1	3	3	0	3
Criminal Total		13	48	49	12	37
<u>Traffic</u>						
Capias	CA	1	2	2	0	2
Infraction	I	81	73	95	80	15
Misdemeanor	M	32	53	53	24	29
Show Cause	SC	1	1	1	1	-
Traffic Total		115	129	151	105	46
<u>Civil</u>						
Garnishment	GA	1	1	2	1	1
Unlawful Detainer	UD	1	1	1	0	1
Warrant in Debt	WD	1	1	1	0	1
Civil Total		3	3	4	1	3
Craig Totals		131	180	204	118	86

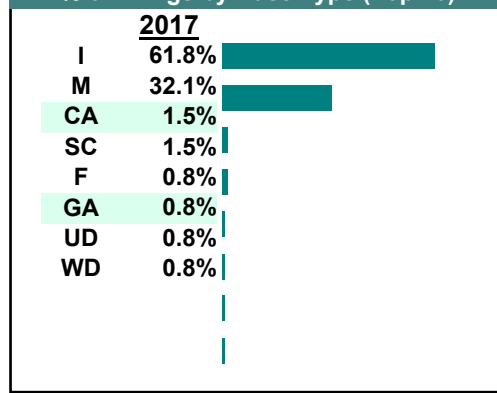
Calendared Filings with Top 12 Scheduled Times



% of Filings by Division



% of Filings by Case Type (Top 10)




CASELOAD STATISTICS OF THE GENERAL DISTRICT COURTS

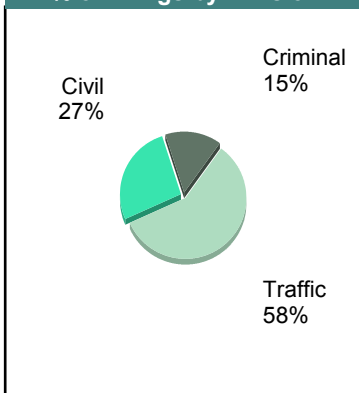
July 2017

		<u>Filings</u>	<u>Hearings</u>	<u>Transactions</u>	<u>Concluded</u>	<u>Cont</u>
<u>Criminal</u>						
Felony	F	1	1	1	0	1
Misdemeanor	M	7	13	13	4	9
Show Cause	SC	1	1	1	1	-
Criminal Total		9	15	15	5	10
<u>Traffic</u>						
Infraction	I	22	16	25	18	7
Misdemeanor	M	13	15	15	11	4
Traffic Total		35	31	40	29	11
<u>Civil</u>						
Admin License	AL	3	0	3	3	-
Garnishment	GA	5	2	6	4	2
Interrogatory	IN	0	0	2	2	-
Protective Order	PO	1	0	1	1	-
Unlawful Detainer	UD	1	2	2	1	1
Warrant in Debt	WD	6	6	10	9	1
Civil Total		16	10	24	20	4
Craig Totals		60	56	79	54	25

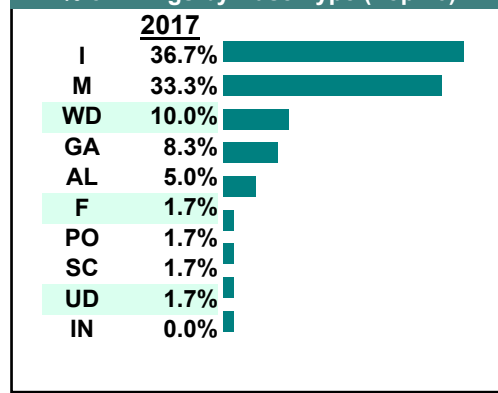
Calendared Filings with Top 12 Scheduled Times



% of Filings by Division



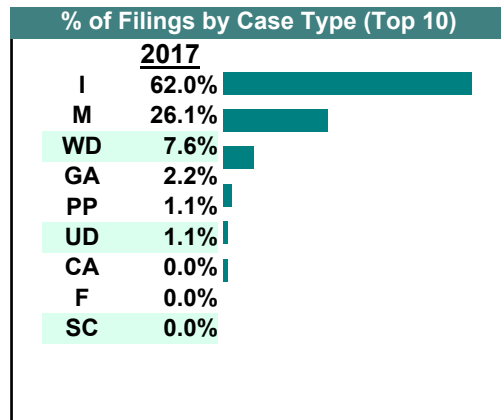
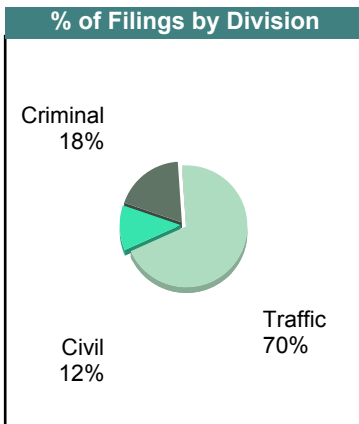

% of Filings by Case Type (Top 10)



CASELOAD STATISTICS OF THE GENERAL DISTRICT COURTS

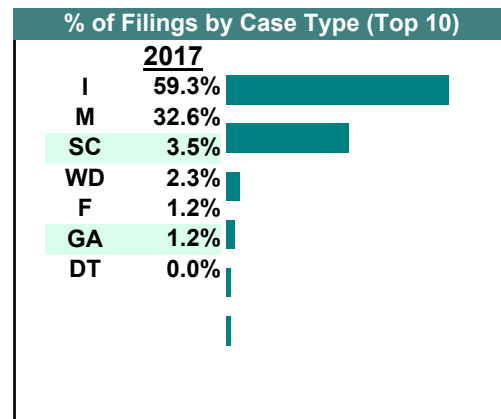
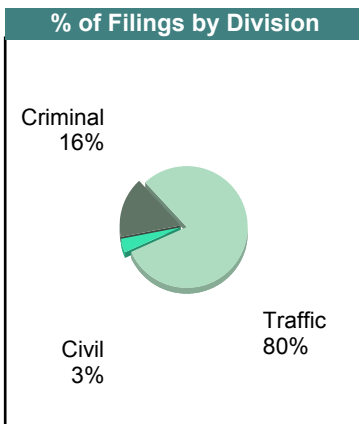

June 2017

		<u>Filings</u>	<u>Hearings</u>	<u>Transactions</u>	<u>Concluded</u>	<u>Cont</u>
<u>Criminal</u>						
Capias	CA	0	1	1	0	1
Felony	F	0	3	3	1	2
Misdemeanor	M	17	45	45	14	31
Show Cause	SC	0	4	4	2	2
Criminal Total		17	53	53	17	36
<u>Traffic</u>						
Infraction	I	57	48	64	56	8
Misdemeanor	M	7	22	22	12	10
Traffic Total		64	70	86	68	18
<u>Civil</u>						
Garnishment	GA	2	1	2	1	1
Prelim Prot Order	PP	1	0	1	1	-
Unlawful Detainer	UD	1	1	1	0	1
Warrant in Debt	WD	7	5	9	5	4
Civil Total		11	7	13	7	6
Craig Totals		92	130	152	92	60



May 2017

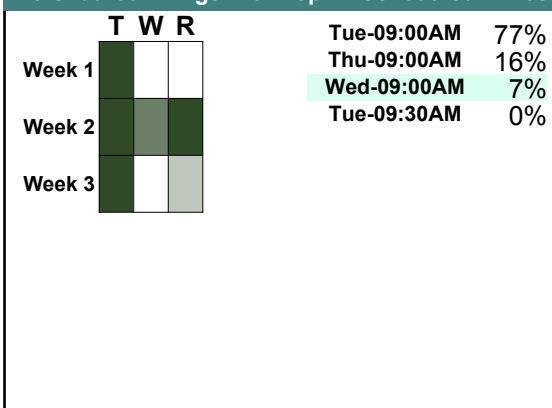
		Filings	Hearings	Transactions	Concluded	Cont
<u>Criminal</u>						
Felony	F	1	3	3	0	3
Misdemeanor	M	10	28	30	11	19
Show Cause	SC	3	5	5	2	3
Criminal Total		14	36	38	13	25
<u>Traffic</u>						
Infraction	I	51	53	72	65	7
Misdemeanor	M	18	39	39	14	25
Traffic Total		69	92	111	79	32
<u>Civil</u>						
Detinue	DT	0	1	1	1	-
Garnishment	GA	1	0	1	1	-
Warrant in Debt	WD	2	2	2	2	-
Civil Total		3	3	4	4	0
Craig Totals		86	131	153	96	57



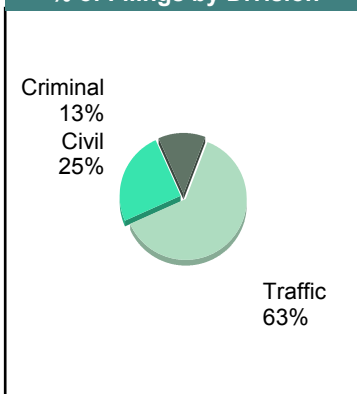
April 2017

		Filings	Hearings	Transactions	Concluded	Cont
<u>Criminal</u>						
Misdemeanor	M	7	15	16	5	11
Show Cause	SC	0	1	1	0	1
Criminal Total		7	16	17	5	12
<u>Traffic</u>						
Infraction	I	30	37	44	20	24
Misdemeanor	M	5	13	13	3	10
Traffic Total		35	50	57	23	34
<u>Civil</u>						
Admin License	AL	1	0	1	1	-
Detinue	DT	0	1	1	0	1
Impoundment	IM	1	0	1	1	-
Interrogatory	IN	2	2	3	1	2
Unlawful Detainer	UD	1	1	1	1	-
Warrant in Debt	WD	9	10	11	7	4
Civil Total		14	14	18	11	7
Craig Totals		56	80	92	39	53

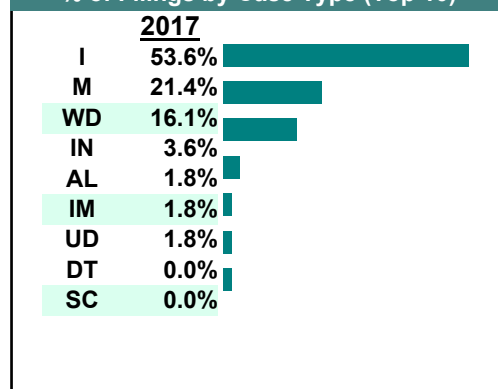
Calendared Filings with Top 12 Scheduled Times



% of Filings by Division



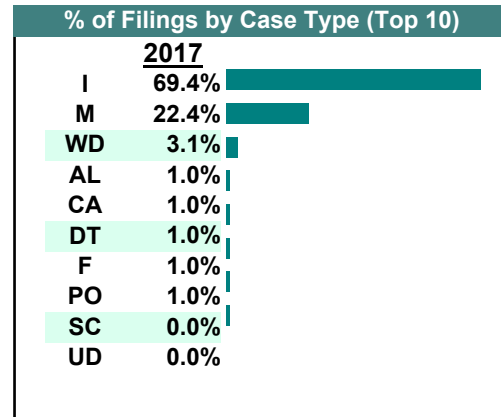
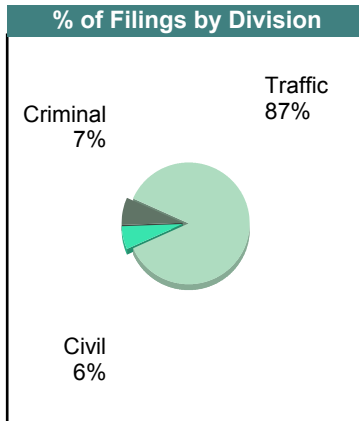
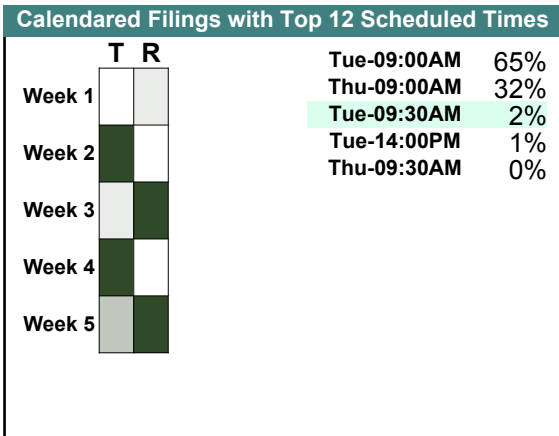
% of Filings by Case Type (Top 10)



CASELOAD STATISTICS OF THE GENERAL DISTRICT COURTS

March 2017

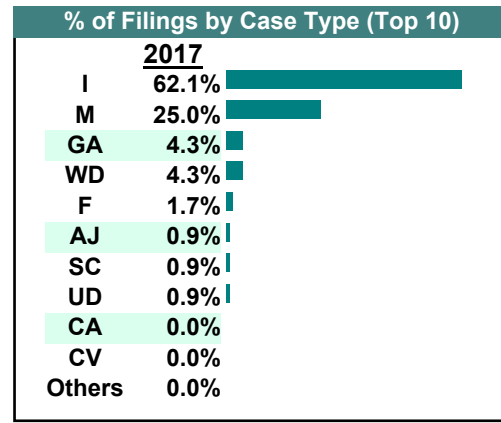
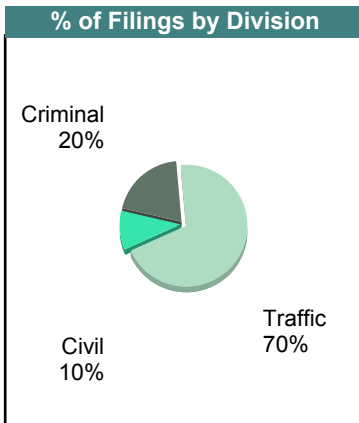
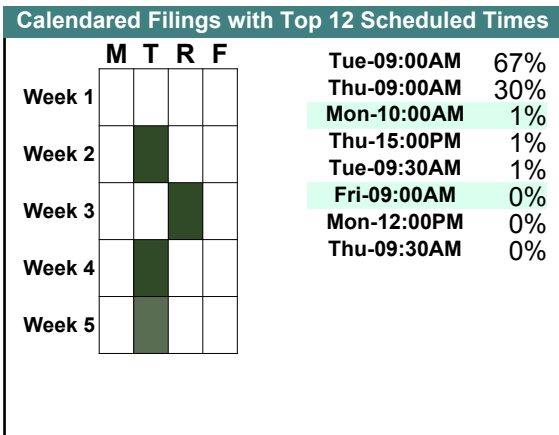
		<u>Filings</u>	<u>Hearings</u>	<u>Transactions</u>	<u>Concluded</u>	<u>Cont</u>
<u>Criminal</u>						
Capias	CA	1	1	1	1	-
Felony	F	1	4	4	3	1
Misdemeanor	M	5	13	14	8	6
Show Cause	SC	0	1	1	0	1
Criminal Total		7	19	20	12	8
<u>Traffic</u>						
Infraction	I	68	59	76	66	10
Misdemeanor	M	17	27	27	16	11
Traffic Total		85	86	103	82	21
<u>Civil</u>						
Admin License	AL	1	0	1	1	-
Detinue	DT	1	1	2	1	1
Protective Order	PO	1	0	1	1	-
Unlawful Detainer	UD	0	1	1	1	-
Warrant in Debt	WD	3	4	6	5	1
Civil Total		6	6	11	9	2
Craig Totals		98	111	134	103	31



CASELOAD STATISTICS OF THE GENERAL DISTRICT COURTS

February 2017

		<u>Filings</u>	<u>Hearings</u>	<u>Transactions</u>	<u>Concluded</u>	<u>Cont</u>
<u>Criminal</u>						
Capias	CA	0	3	3	1	2
Felony	F	2	10	10	7	3
Misdemeanor	M	20	39	40	20	20
Show Cause	SC	1	3	3	1	2
Criminal Total		23	55	56	29	27
<u>Traffic</u>						
Civil Violation	CV	0	1	1	1	-
Infraction	I	72	70	90	78	12
Misdemeanor	M	9	28	28	15	13
Traffic Total		81	99	119	94	25
<u>Civil</u>						
Abstract	AJ	1	0	1	1	-
Detinue	DT	0	1	1	0	1
Garnishment	GA	5	0	5	5	-
Unlawful Detainer	UD	1	1	1	1	-
Warrant in Debt	WD	5	7	9	4	5
Civil Total		12	9	17	11	6
Craig Totals		116	163	192	134	58

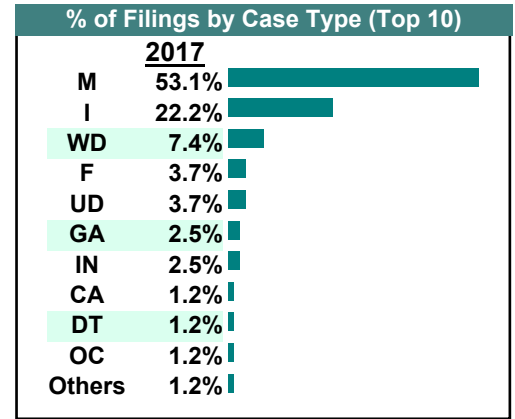
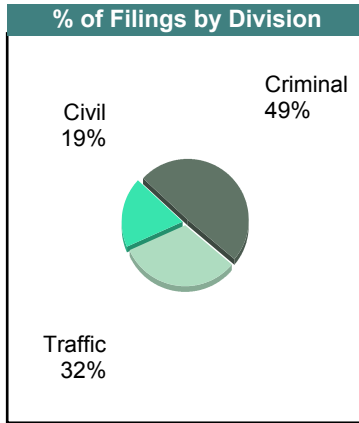
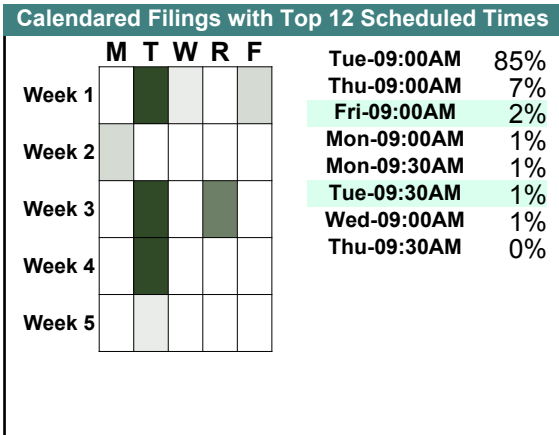


CASELOAD STATISTICS OF THE GENERAL DISTRICT COURTS

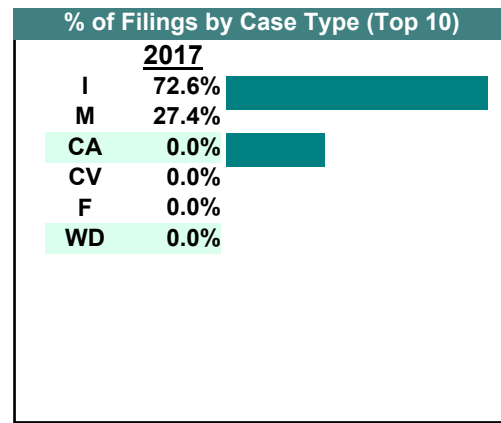
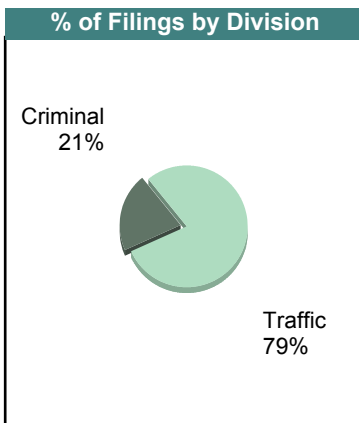
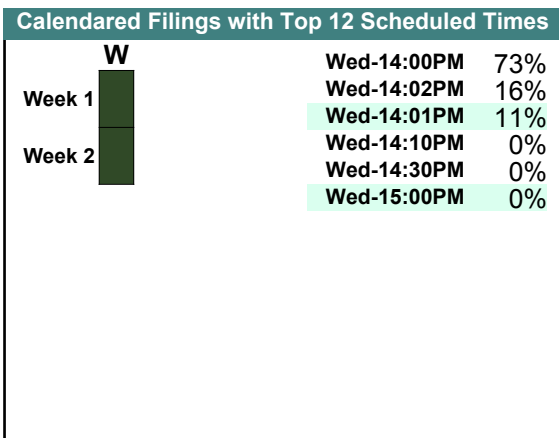
January 2017

Craig
District: 25

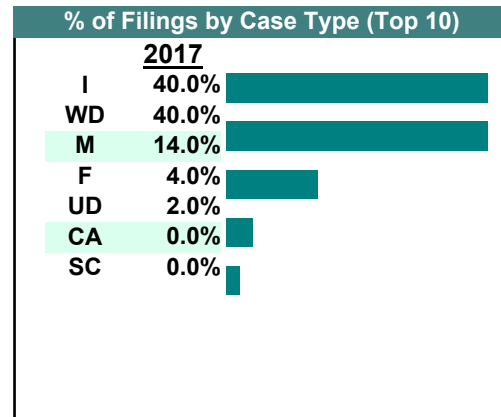
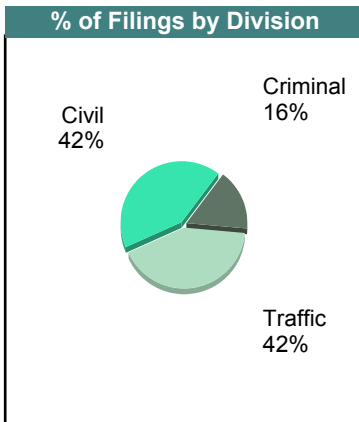
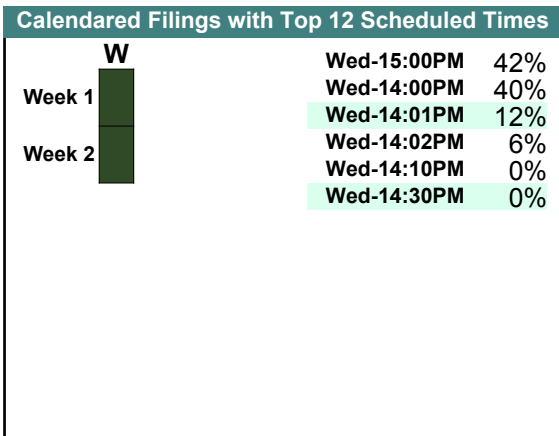
		<u>Filings</u>	<u>Hearings</u>	<u>Transactions</u>	<u>Concluded</u>	<u>Cont</u>
<u>Criminal</u>						
Capias	CA	1	1	1	0	1
Felony	F	3	7	7	0	7
Misdemeanor	M	35	48	50	19	31
Show Cause	SC	1	3	3	0	3
Criminal Total		40	59	61	19	42
<u>Traffic</u>						
Infraction	I	18	18	23	20	3
Misdemeanor	M	8	13	13	6	7
Traffic Total		26	31	36	26	10
<u>Civil</u>						
Detinue	DT	1	1	1	0	1
Garnishment	GA	2	0	2	2	-
Interrogatory	IN	2	1	3	2	1
Overweight	OC	1	0	1	1	-
Unlawful Detainer	UD	3	3	4	3	1
Warrant in Debt	WD	6	6	6	4	2
Civil Total		15	11	17	12	5
Craig Totals		81	101	114	57	57



		Filings	Hearings	Transactions	Concluded	Cont
<u>Criminal</u>						
Civil Violation	CV	0	1	1	1	-
Felony	F	0	2	2	2	-
Misdemeanor	M	13	16	17	10	7
Criminal Total		13	19	20	13	7
<u>Traffic</u>						
Capias	CA	0	1	1	0	1
Infraction	I	45	32	62	52	10
Misdemeanor	M	4	8	8	3	5
Traffic Total		49	41	71	55	16
<u>Civil</u>						
Warrant in Debt	WD	0	3	4	4	-
Civil Total		0	3	4	4	0
Highland Totals		62	63	95	72	23

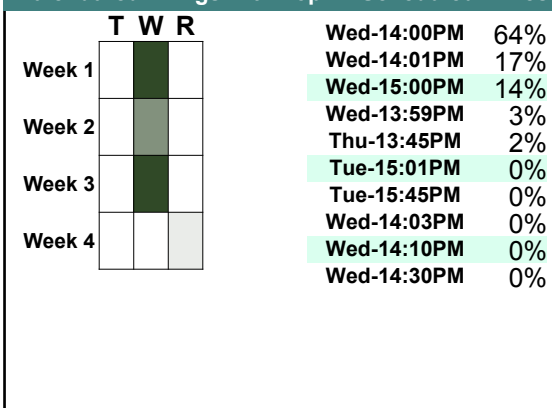


		<u>Filings</u>	<u>Hearings</u>	<u>Transactions</u>	<u>Concluded</u>	<u>Cont</u>
<u>Criminal</u>						
Felony	F	2	6	6	1	5
Misdemeanor	M	6	14	14	7	7
Show Cause	SC	0	1	1	0	1
Criminal Total		8	21	21	8	13
<u>Traffic</u>						
Capias	CA	0	2	2	2	-
Infraction	I	20	11	23	17	6
Misdemeanor	M	1	2	2	1	1
Traffic Total		21	15	27	20	7
<u>Civil</u>						
Unlawful Detainer	UD	1	1	1	1	-
Warrant in Debt	WD	20	12	20	16	4
Civil Total		21	13	21	17	4
Highland Totals		50	49	69	45	24

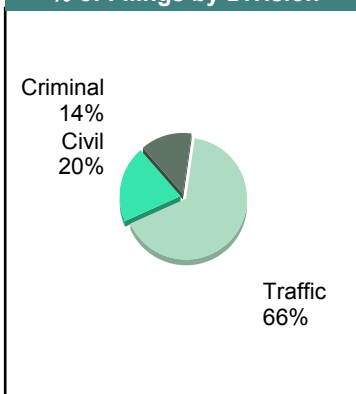


		Filings	Hearings	Transactions	Concluded	Cont
<u>Criminal</u>						
Felony	F	1	1	1	0	1
Misdemeanor	M	6	12	12	0	12
Show Cause	SC	1	1	1	0	1
Criminal Total		8	14	14	0	14
<u>Traffic</u>						
Capias	CA	1	3	3	1	2
Infraction	I	30	26	39	25	14
Misdemeanor	M	8	9	9	8	1
Traffic Total		39	38	51	34	17
<u>Civil</u>						
Detinue	DT	0	0	1	1	-
Garnishment	GA	3	0	4	4	-
Prelim Prot Order	PP	4	0	4	4	-
Warrant in Debt	WD	5	4	7	7	-
Civil Total		12	4	16	16	0
Highland Totals		59	56	81	50	31

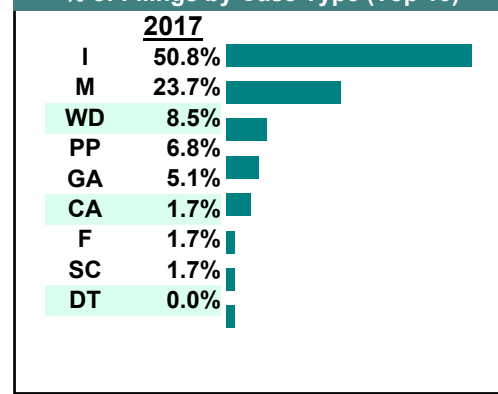
Calendared Filings with Top 12 Scheduled Times



% of Filings by Division



% of Filings by Case Type (Top 10)



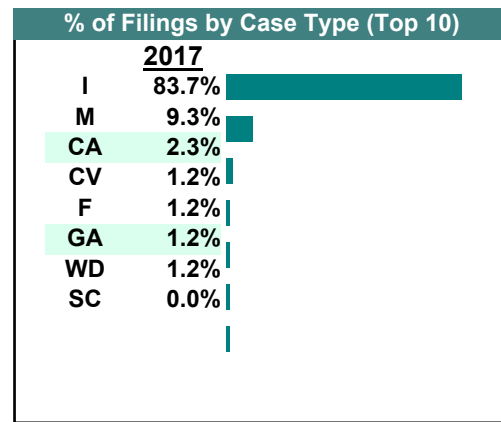
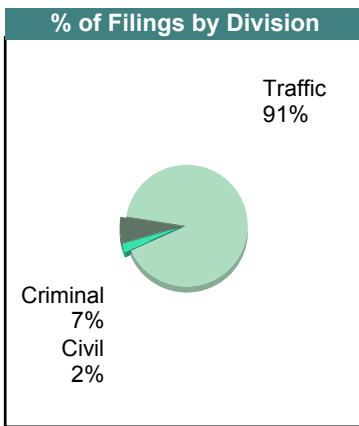
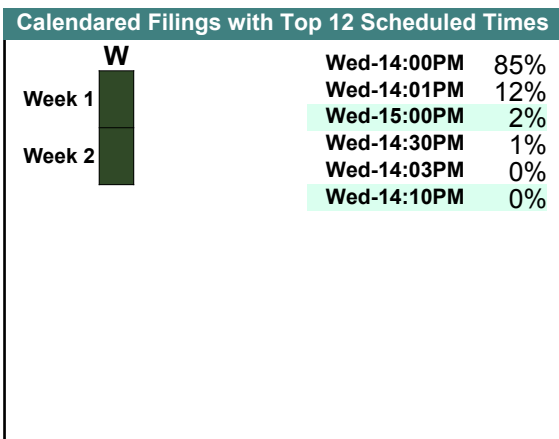
CASELOAD STATISTICS OF THE GENERAL DISTRICT COURTS

September 2017

Highland


District: 25

		<u>Filings</u>	<u>Hearings</u>	<u>Transactions</u>	<u>Concluded</u>	<u>Cont</u>
<u>Criminal</u>						
Civil Violation	CV	1	1	1	0	1
Felony	F	1	2	2	0	2
Misdemeanor	M	4	12	13	5	8
Show Cause	SC	0	2	2	2	-
Criminal Total		6	17	18	7	11
<u>Traffic</u>						
Capias	CA	2	4	4	2	2
Infraction	I	72	80	116	106	10
Misdemeanor	M	4	16	16	10	6
Traffic Total		78	100	136	118	18
<u>Civil</u>						
Garnishment	GA	1	1	5	4	1
Warrant in Debt	WD	1	2	2	1	1
Civil Total		2	3	7	5	2
Highland Totals		86	120	161	130	31

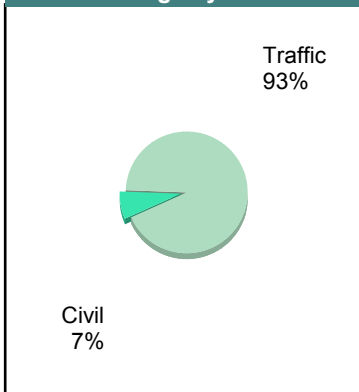


		Filings	Hearings	Transactions	Concluded	Cont
<u>Criminal</u>						
Misdemeanor	M	0	9	9	0	9
Criminal Total		0	9	9	0	9
<u>Traffic</u>						
Capias	CA	1	2	2	0	2
Infraction	I	59	48	76	35	41
Misdemeanor	M	5	11	11	1	10
Traffic Total		65	61	89	36	53
<u>Civil</u>						
Garnishment	GA	4	4	4	0	4
Warrant in Debt	WD	1	1	2	2	-
Civil Total		5	5	6	2	4
Highland Totals		70	75	104	38	66

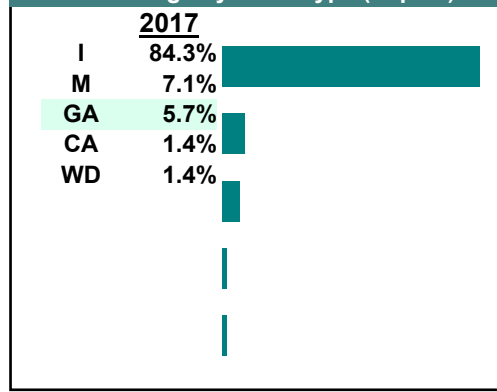
Calendared Filings with Top 12 Scheduled Times



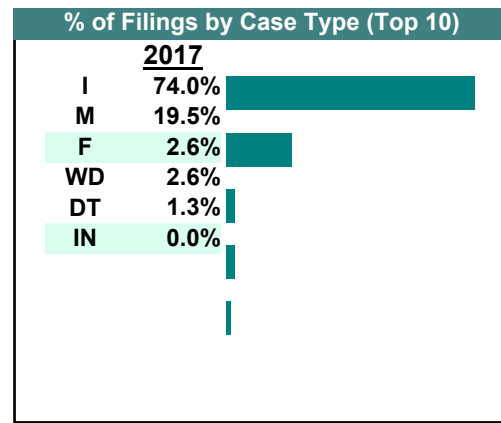
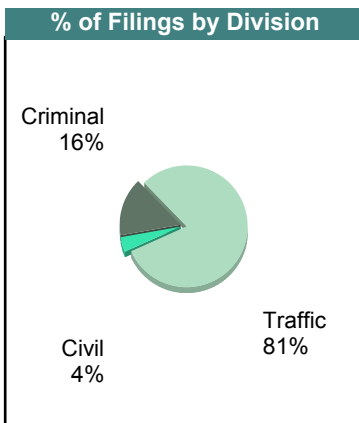
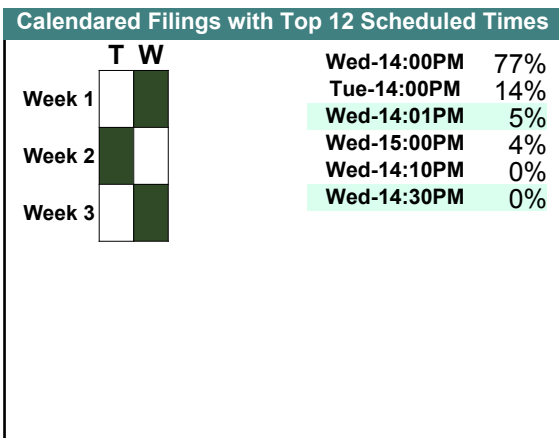
% of Filings by Division



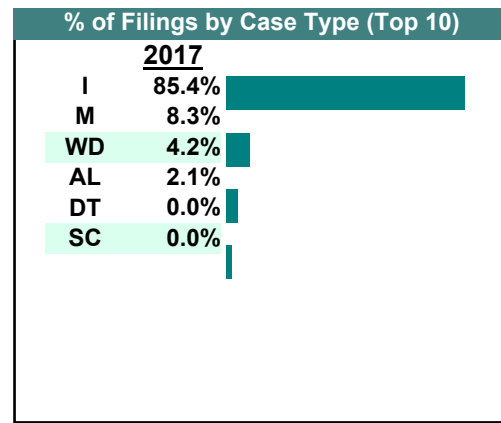
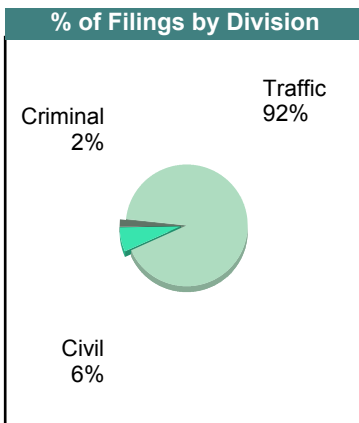
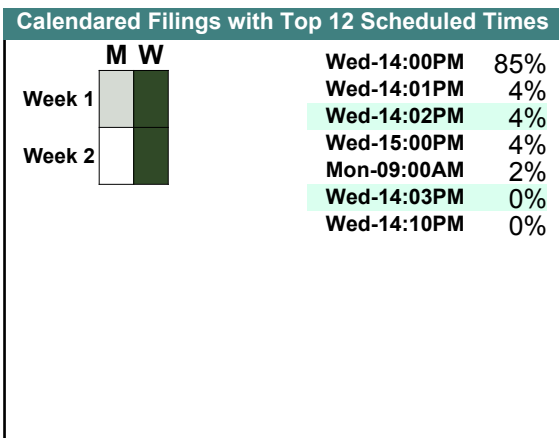
% of Filings by Case Type (Top 10)



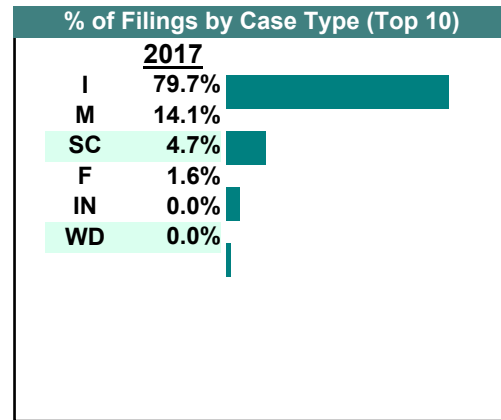
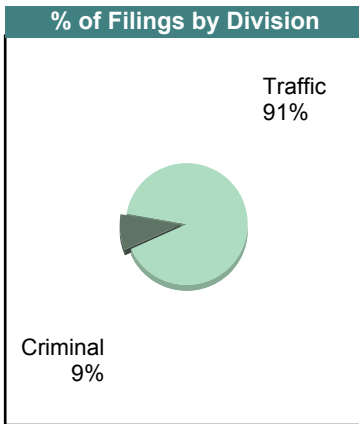
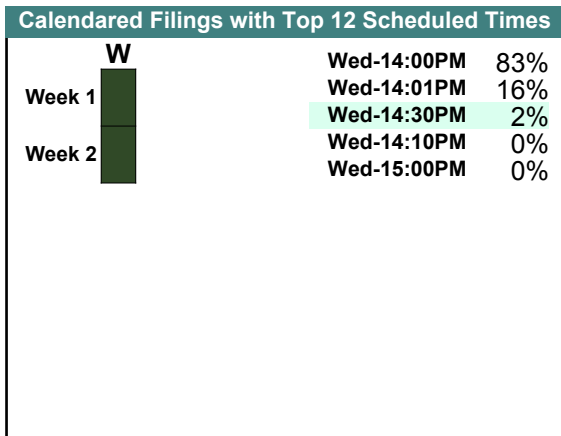
		Filings	Hearings	Transactions	Concluded	Cont
<u>Criminal</u>						
Felony	F	2	6	6	3	3
Misdemeanor	M	10	21	21	9	12
Criminal Total		12	27	27	12	15
<u>Traffic</u>						
Infraction	I	57	38	71	63	8
Misdemeanor	M	5	12	13	9	4
Traffic Total		62	50	84	72	12
<u>Civil</u>						
Detinue	DT	1	1	1	0	1
Interrogatory	IN	0	0	1	1	-
Warrant in Debt	WD	2	2	3	1	2
Civil Total		3	3	5	2	3
Highland Totals		77	80	116	86	30



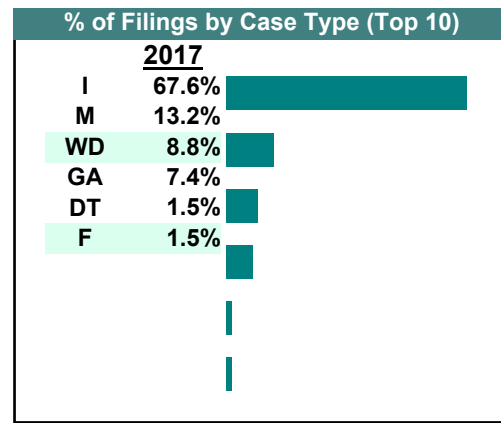
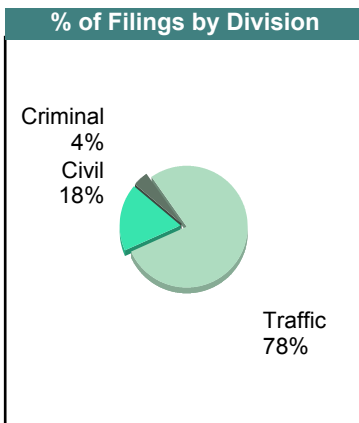
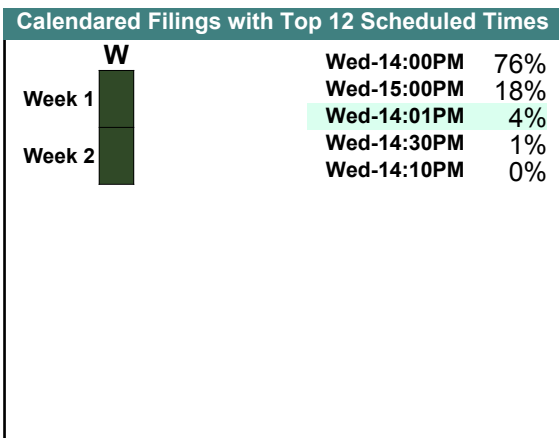
		Filings	Hearings	Transactions	Concluded	Cont
<u>Criminal</u>						
Misdemeanor	M	1	1	1	0	1
Show Cause	SC	0	2	2	0	2
Criminal Total		1	3	3	0	3
<u>Traffic</u>						
Infraction	I	41	42	60	50	10
Misdemeanor	M	3	5	5	4	1
Traffic Total		44	47	65	54	11
<u>Civil</u>						
Admin License	AL	1	0	1	1	-
Detinue	DT	0	1	1	1	-
Warrant in Debt	WD	2	3	3	2	1
Civil Total		3	4	5	4	1
Highland Totals		48	54	73	58	15



		<u>Filings</u>	<u>Hearings</u>	<u>Transactions</u>	<u>Concluded</u>	<u>Cont</u>
<u>Criminal</u>						
Felony	F	1	2	2	0	2
Misdemeanor	M	3	9	9	2	7
Show Cause	SC	2	2	2	0	2
Criminal Total		6	13	13	2	11
<u>Traffic</u>						
Infraction	I	51	41	68	49	19
Misdemeanor	M	6	12	12	6	6
Show Cause	SC	1	1	1	1	-
Traffic Total		58	54	81	56	25
<u>Civil</u>						
Interrogatory	IN	0	1	1	0	1
Warrant in Debt	WD	0	2	2	2	-
Civil Total		0	3	3	2	1
Highland Totals		64	70	97	60	37




		Filings	Hearings	Transactions	Concluded	Cont
<u>Criminal</u>						
Felony	F	1	1	1	0	1
Misdemeanor	M	2	3	3	2	1
Criminal Total		3	4	4	2	2
<u>Traffic</u>						
Infraction	I	46	32	58	46	12
Misdemeanor	M	7	10	10	6	4
Traffic Total		53	42	68	52	16
<u>Civil</u>						
Detinue	DT	1	1	1	0	1
Garnishment	GA	5	0	5	5	-
Warrant in Debt	WD	6	9	9	5	4
Civil Total		12	10	15	10	5
Highland Totals		68	56	87	64	23

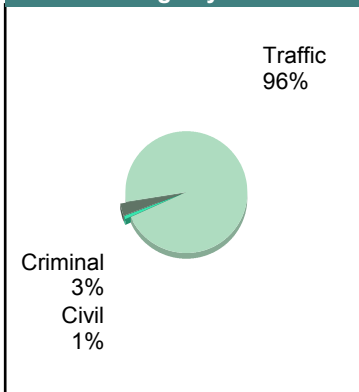


		<u>Filings</u>	<u>Hearings</u>	<u>Transactions</u>	<u>Concluded</u>	<u>Cont</u>
<u>Criminal</u>						
Felony	F	0	4	4	4	-
Misdemeanor	M	4	18	18	15	3
Criminal Total		4	22	22	19	3
<u>Traffic</u>						
Infraction	I	110	60	117	89	28
Misdemeanor	M	9	14	15	12	3
Traffic Total		119	74	132	101	31
<u>Civil</u>						
Garnishment	GA	1	0	1	1	-
Interrogatory	IN	0	1	1	0	1
Civil Total		1	1	2	1	1
Highland Totals		124	97	156	121	35

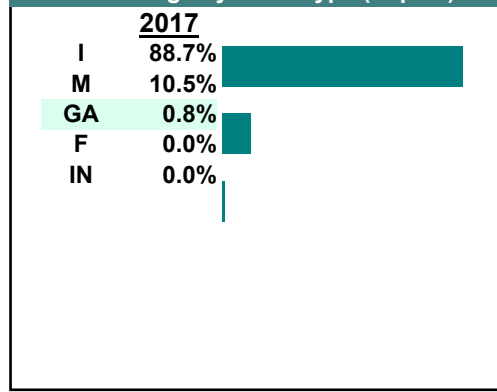
Calendared Filings with Top 12 Scheduled Times



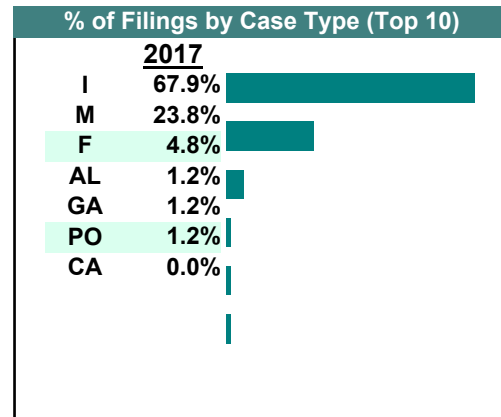
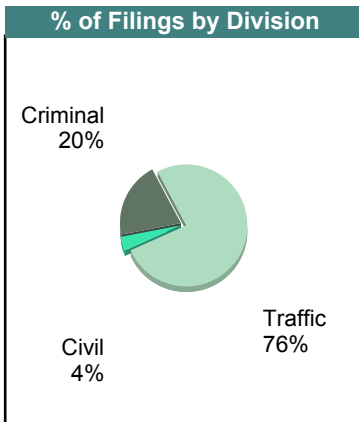
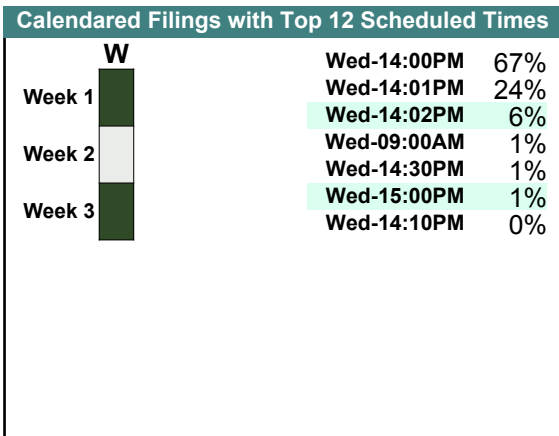
% of Filings by Division



% of Filings by Case Type (Top 10)



		<u>Filings</u>	<u>Hearings</u>	<u>Transactions</u>	<u>Concluded</u>	<u>Cont</u>
<u>Criminal</u>						
Felony	F	4	4	4	0	4
Misdemeanor	M	13	17	18	3	15
Criminal Total		17	21	22	3	19
<u>Traffic</u>						
Capias	CA	0	1	1	0	1
Infraction	I	57	35	68	61	7
Misdemeanor	M	7	11	11	8	3
Traffic Total		64	47	80	69	11
<u>Civil</u>						
Admin License	AL	1	0	1	1	-
Garnishment	GA	1	0	1	1	-
Protective Order	PO	1	0	1	1	-
Civil Total		3	0	3	3	0
Highland Totals		84	68	105	75	30



CASELOAD STATISTICS OF THE GENERAL DISTRICT COURTS


January 2017

Highland

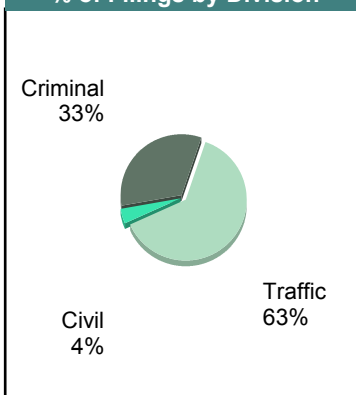
District: 25

		<u>Filings</u>	<u>Hearings</u>	<u>Transactions</u>	<u>Concluded</u>	<u>Cont</u>
<u>Criminal</u>						
Felony	F	8	16	16	8	8
Misdemeanor	M	26	28	34	29	5
Criminal Total		34	44	50	37	13
<u>Traffic</u>						
Capias	CA	1	1	1	1	-
Infraction	I	57	41	66	54	12
Misdemeanor	M	7	15	15	5	10
Traffic Total		65	57	82	60	22
<u>Civil</u>						
Admin License	AL	2	0	2	2	-
Garnishment	GA	1	0	1	1	-
Warrant in Debt	WD	1	0	1	1	-
Civil Total		4	0	4	4	0
Highland Totals		103	101	136	101	35

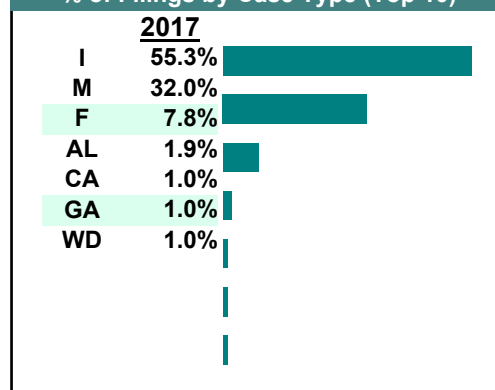
Calendared Filings with Top 12 Scheduled Times



% of Filings by Division



% of Filings by Case Type (Top 10)




		<u>Filings</u>	<u>Hearings</u>	<u>Transactions</u>	<u>Concluded</u>	<u>Cont</u>
<u>Criminal</u>						
Capias	CA	10	29	29	14	15
Civil Violation	CV	0	2	2	1	1
Felony	F	42	98	109	33	76
Misdemeanor	M	120	244	250	100	150
Show Cause	SC	14	31	31	18	13
Criminal Total		186	404	421	166	255

		<u>Filings</u>	<u>Hearings</u>	<u>Transactions</u>	<u>Concluded</u>	<u>Cont</u>
<u>Traffic</u>						
Capias	CA	1	5	5	3	2
Felony	F	2	4	5	1	4
Infraction	I	634	387	692	608	84
Misdemeanor	M	345	562	562	281	281
Show Cause	SC	3	4	4	3	1
Traffic Total		985	962	1,268	896	372

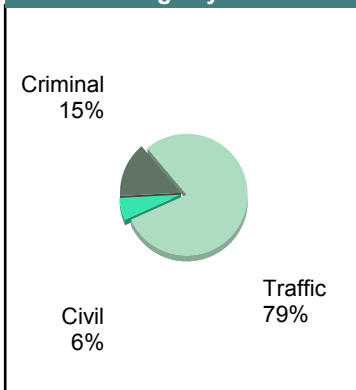
		<u>Filings</u>	<u>Hearings</u>	<u>Transactions</u>	<u>Concluded</u>	<u>Cont</u>
<u>Civil</u>						
Admin License	AL	4	0	4	4	-
Bond Forfeiture	BF	1	1	1	0	1
Detinue	DT	0	4	5	1	4
Garnishment	GA	14	1	15	14	1
Impoundment	IM	1	0	1	1	-
Interrogatory	IN	0	1	1	0	1
Other	OT	1	0	1	1	-
Protective Order	PO	2	0	2	2	-
Show Cause	SC	1	1	1	0	1
Unlawful Detainer	UD	12	15	16	12	4
Warrant in Debt	WD	35	32	39	31	7
Civil Total		71	55	86	66	19

Rockbridge Totals		1,242	1,421	1,775	1,128	646
--------------------------	--	--------------	--------------	--------------	--------------	------------

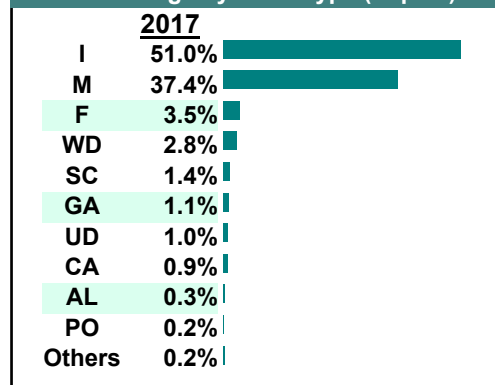
Calendared Filings with Top 12 Scheduled Times



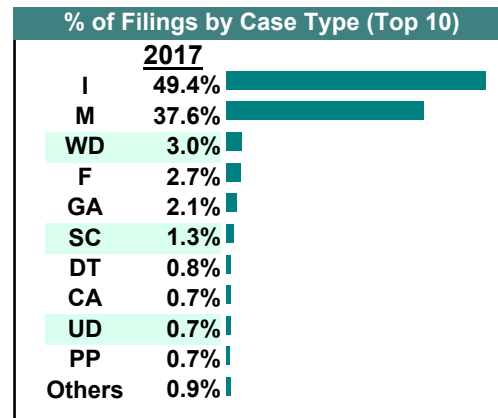
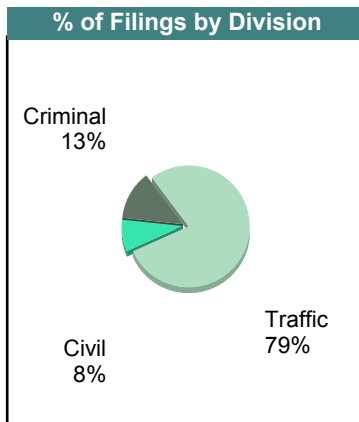
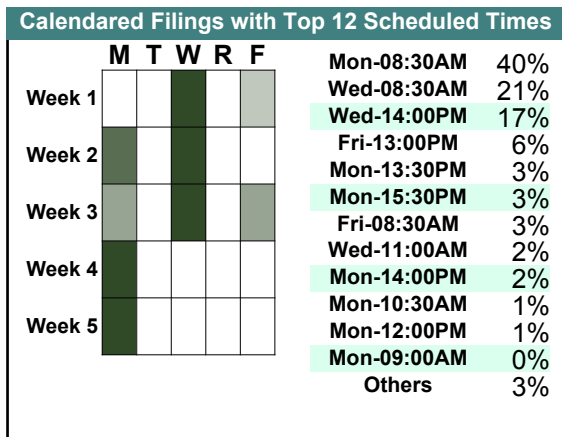
% of Filings by Division



% of Filings by Case Type (Top 10)

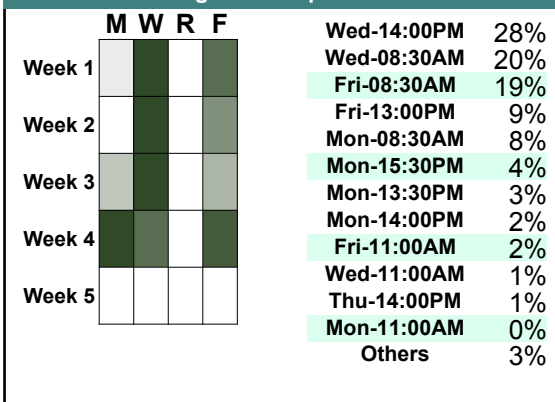


		<u>Filings</u>	<u>Hearings</u>	<u>Transactions</u>	<u>Concluded</u>	<u>Cont</u>
<u>Criminal</u>						
Capias	CA	6	22	22	10	12
Civil Violation	CV	1	3	3	2	1
Felony	F	30	72	89	35	54
Misdemeanor	M	112	234	236	124	112
Show Cause	SC	8	28	28	13	15
Criminal Total		157	359	378	184	194
<u>Traffic</u>						
Capias	CA	3	11	11	4	7
Felony	F	3	4	4	0	4
Infraction	I	595	343	654	591	63
Misdemeanor	M	341	569	569	364	205
Show Cause	SC	6	9	9	6	3
Traffic Total		948	936	1,247	965	282
<u>Civil</u>						
Abstract	AJ	2	0	2	2	-
Admin License	AL	1	0	1	1	-
Detinue	DT	10	14	18	14	4
Garnishment	GA	25	1	27	26	1
Impoundment	IM	5	0	5	5	-
Interrogatory	IN	2	2	2	0	2
Prelim Prot Order	PP	8	0	8	8	-
Show Cause	SC	2	0	2	2	-
Unlawful Detainer	UD	9	9	14	12	2
Warrant in Debt	WD	36	38	56	46	10
Civil Total		100	64	135	116	19
Rockbridge Totals		1,205	1,359	1,760	1,265	495

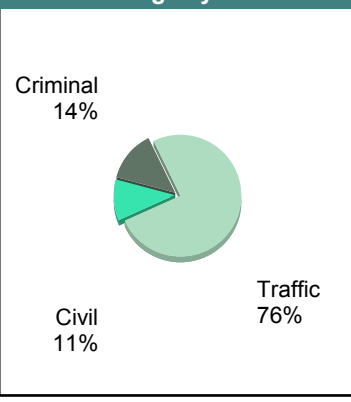


		<u>Filings</u>	<u>Hearings</u>	<u>Transactions</u>	<u>Concluded</u>	<u>Cont</u>
<u>Criminal</u>						
Capias	CA	9	25	25	5	20
Civil Violation	CV	5	6	6	2	4
Felony	F	51	101	119	42	77
Misdemeanor	M	101	239	245	110	135
Show Cause	SC	21	43	43	19	24
Criminal Total		187	414	438	178	260
<u>Traffic</u>						
Capias	CA	7	17	17	11	6
Felony	F	2	4	4	2	2
Infraction	I	670	396	756	685	71
Misdemeanor	M	362	647	647	387	260
Show Cause	SC	4	10	10	8	2
Traffic Total		1,045	1,074	1,434	1,093	341
<u>Civil</u>						
Admin License	AL	9	0	9	9	-
Capias	CA	5	2	5	5	-
Detinue	DT	9	8	12	9	3
Garnishment	GA	26	4	29	25	4
Impoundment	IM	2	0	2	2	-
Interrogatory	IN	9	8	17	9	8
Other	OT	1	0	1	1	-
Protective Order	PO	2	0	2	2	-
Prelim Prot Order	PP	2	0	2	2	-
Show Cause	SC	5	0	10	10	-
Unlawful Detainer	UD	11	8	16	12	4
Warrant in Debt	WD	68	54	72	56	16
Civil Total		149	84	177	142	35
Rockbridge Totals		1,381	1,572	2,049	1,413	636

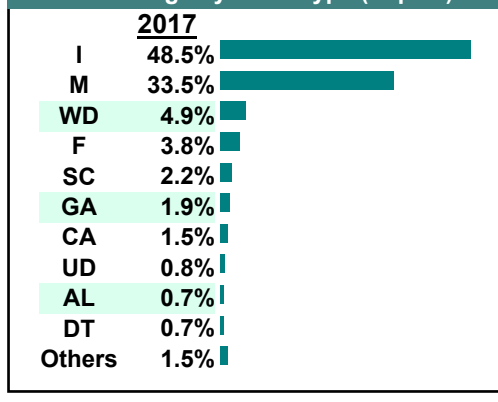
Calendared Filings with Top 12 Scheduled Times



% of Filings by Division

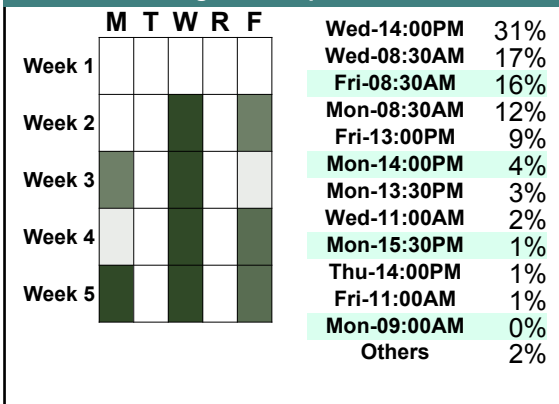


% of Filings by Case Type (Top 10)

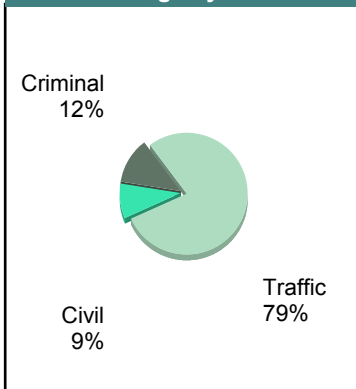


		<u>Filings</u>	<u>Hearings</u>	<u>Transactions</u>	<u>Concluded</u>	<u>Cont</u>
<u>Criminal</u>						
Capias	CA	6	22	22	8	14
Civil Violation	CV	1	4	4	1	3
Felony	F	27	83	97	27	70
Misdemeanor	M	106	248	254	117	137
Show Cause	SC	20	31	31	16	15
Criminal Total		160	388	408	169	239
<u>Traffic</u>						
Capias	CA	10	21	21	10	11
Civil Violation	CV	1	1	1	1	-
Felony	F	0	2	2	1	1
Infraction	I	613	433	795	700	95
Misdemeanor	M	405	812	812	473	339
Show Cause	SC	12	20	20	12	8
Traffic Total		1,041	1,289	1,651	1,197	454
<u>Civil</u>						
Admin License	AL	5	0	5	5	-
Bond Forfeiture	BF	2	1	2	1	1
Detinue	DT	7	9	12	6	6
Garnishment	GA	15	2	17	15	2
Impoundment	IM	2	0	2	2	-
Interrogatory	IN	2	2	2	0	2
Protective Order	PO	1	0	1	1	-
Prelim Prot Order	PP	1	0	1	1	-
Show Cause	SC	0	0	2	2	-
Unlawful Detainer	UD	12	11	15	11	4
Warrant in Debt	WD	75	63	90	79	11
Civil Total		122	88	149	123	26
Rockbridge Totals		1,323	1,765	2,208	1,489	719

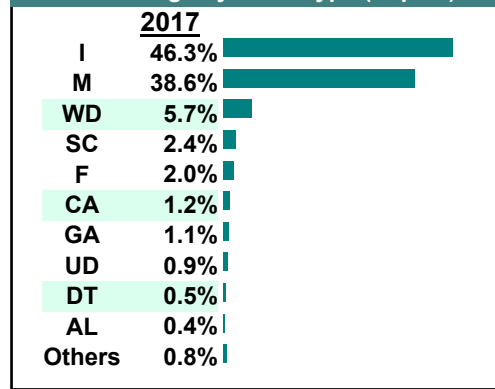
Calendared Filings with Top 12 Scheduled Times



% of Filings by Division




% of Filings by Case Type (Top 10)

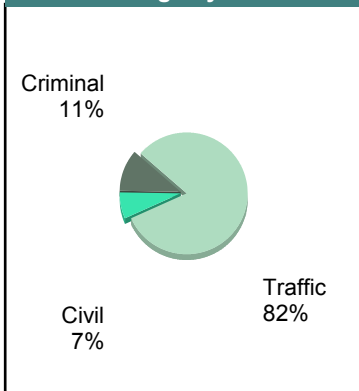


		<u>Filings</u>	<u>Hearings</u>	<u>Transactions</u>	<u>Concluded</u>	<u>Cont</u>
<u>Criminal</u>						
Capias	CA	4	15	15	6	9
Civil Violation	CV	1	3	3	1	2
Felony	F	37	84	88	12	76
Misdemeanor	M	91	183	191	69	122
Show Cause	SC	11	16	16	11	5
Criminal Total		144	301	313	99	214
<u>Traffic</u>						
Capias	CA	6	13	13	6	7
Civil Violation	CV	1	1	1	1	-
Felony	F	3	4	5	1	4
Infraction	I	623	436	748	562	186
Misdemeanor	M	421	780	780	378	402
Show Cause	SC	10	16	16	6	10
Traffic Total		1,064	1,250	1,563	954	609
<u>Civil</u>						
Admin License	AL	5	0	5	5	-
Bond Forfeiture	BF	1	1	2	1	1
Detinue	DT	4	6	6	4	2
Garnishment	GA	13	2	18	16	2
Impoundment	IM	4	0	4	4	-
Interrogatory	IN	0	6	12	6	6
Overweight	OC	1	0	1	1	-
Protective Order	PO	1	0	1	1	-
Show Cause	SC	16	7	16	9	7
Unlawful Detainer	UD	14	12	15	9	6
Warrant in Debt	WD	33	35	49	36	13
Civil Total		92	69	129	92	37
Rockbridge Totals		1,300	1,620	2,005	1,145	860

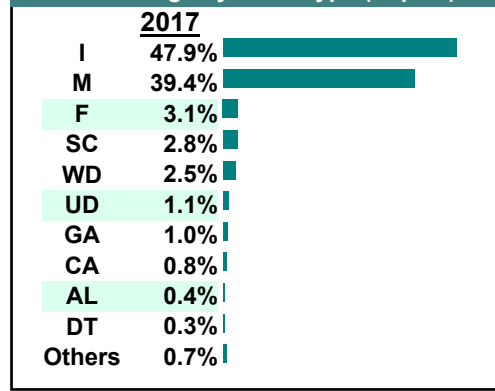
Calendared Filings with Top 12 Scheduled Times



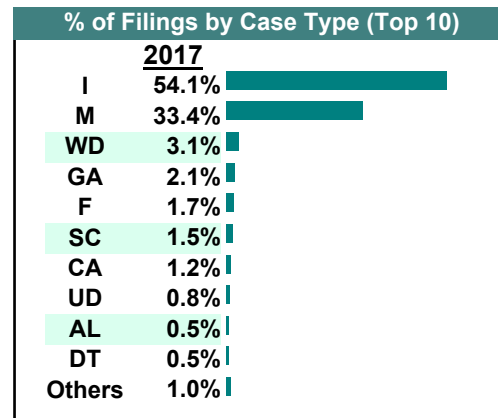
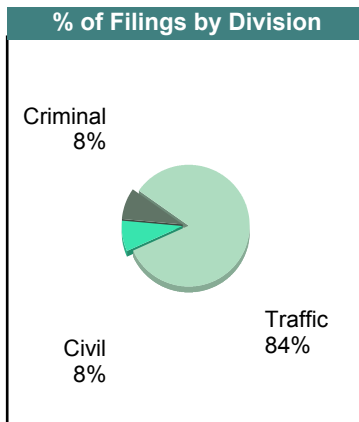
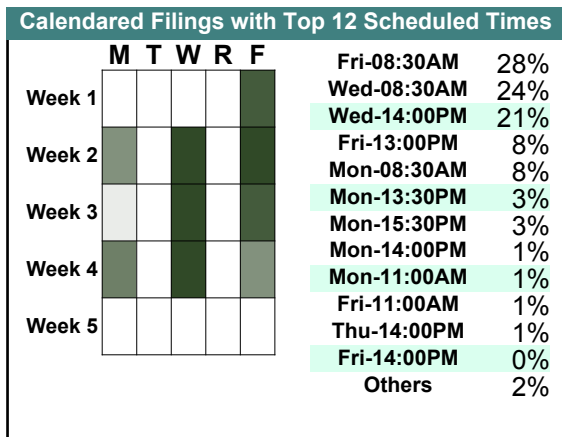
% of Filings by Division



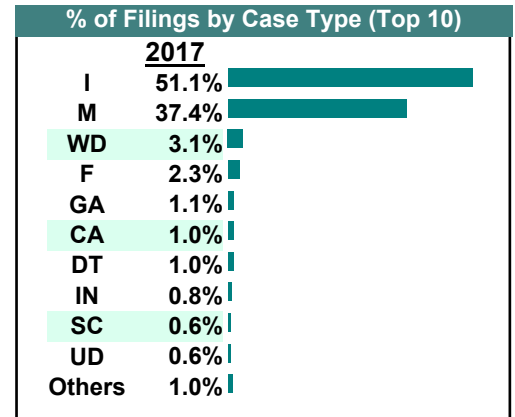
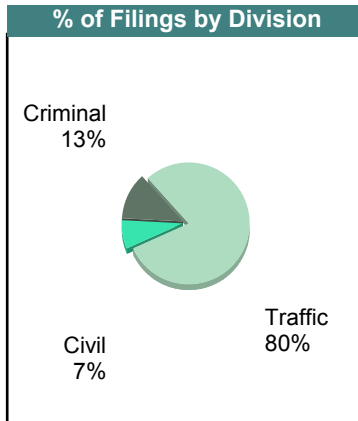
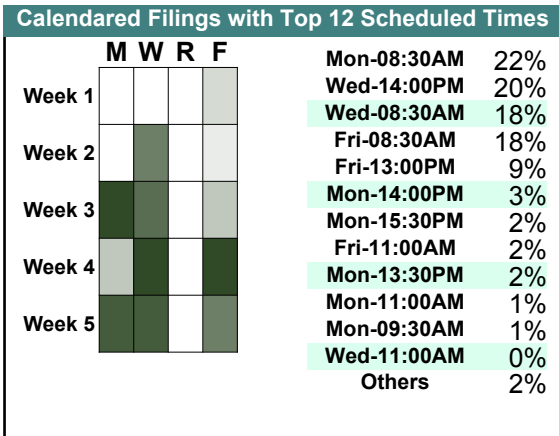
% of Filings by Case Type (Top 10)



		<u>Filings</u>	<u>Hearings</u>	<u>Transactions</u>	<u>Concluded</u>	<u>Cont</u>
<u>Criminal</u>						
Capias	CA	13	22	22	7	15
Civil Violation	CV	3	6	6	2	4
Felony	F	26	70	78	22	56
Misdemeanor	M	74	195	197	79	118
Show Cause	SC	15	28	28	16	12
Criminal Total		131	321	331	126	205
<u>Traffic</u>						
Capias	CA	5	14	14	5	9
Felony	F	1	3	3	0	3
Infraction	I	840	489	942	810	132
Misdemeanor	M	445	778	778	407	371
Show Cause	SC	6	10	10	4	6
Traffic Total		1,297	1,294	1,747	1,226	521
<u>Civil</u>						
Admin License	AL	8	0	8	8	-
Detinue	DT	8	12	13	7	6
Garnishment	GA	33	5	36	31	5
Impoundment	IM	3	0	3	3	-
Interrogatory	IN	1	1	1	0	1
Protective Order	PO	5	0	5	5	-
Prelim Prot Order	PP	3	0	3	3	-
Show Cause	SC	2	1	2	2	-
Unlawful Detainer	UD	13	13	16	13	3
Warrant in Debt	WD	48	53	78	67	11
Civil Total		124	85	165	139	26
Rockbridge Totals		1,552	1,700	2,243	1,491	752

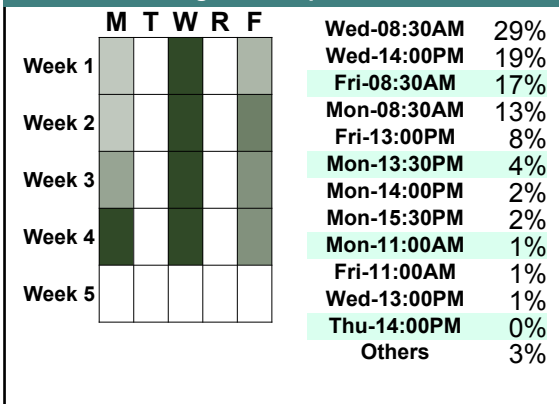


		<u>Filings</u>	<u>Hearings</u>	<u>Transactions</u>	<u>Concluded</u>	<u>Cont</u>
<u>Criminal</u>						
Capias	CA	7	25	25	10	15
Civil Violation	CV	2	5	5	2	3
Felony	F	33	80	87	18	69
Misdemeanor	M	136	248	258	122	136
Show Cause	SC	6	25	25	15	10
Criminal Total		184	383	400	167	233
<u>Traffic</u>						
Capias	CA	8	20	20	7	13
Felony	F	1	3	4	3	1
Infraction	I	746	440	840	744	96
Misdemeanor	M	410	725	725	398	327
Show Cause	SC	3	8	8	4	4
Traffic Total		1,168	1,196	1,597	1,156	441
<u>Civil</u>						
Admin License	AL	3	0	3	3	-
Counter Claim	CC	0	0	1	1	-
Detinue	DT	15	14	19	14	5
Garnishment	GA	16	2	16	14	2
Impoundment	IM	3	0	3	3	-
Interrogatory	IN	11	11	11	0	11
Other	OT	2	0	2	2	-
Protective Order	PO	1	0	1	1	-
Prelim Prot Order	PP	2	0	2	2	-
Tenants Assertion	TA	1	2	2	1	1
Unlawful Detainer	UD	9	6	11	10	1
Warrant in Debt	WD	46	42	60	45	15
Civil Total		109	77	131	96	35
Rockbridge Totals		1,461	1,656	2,128	1,419	709

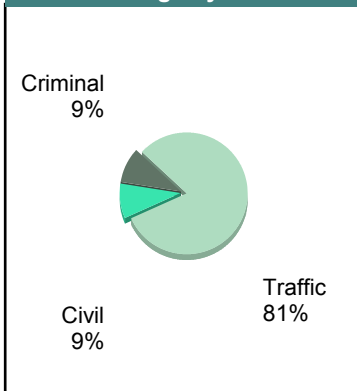


		<u>Filings</u>	<u>Hearings</u>	<u>Transactions</u>	<u>Concluded</u>	<u>Cont</u>
<u>Criminal</u>						
Capias	CA	6	23	23	10	13
Civil Violation	CV	1	3	3	3	-
Felony	F	26	65	76	20	56
Misdemeanor	M	93	212	214	72	142
Show Cause	SC	10	29	29	16	13
Criminal Total		136	332	345	121	224
<u>Traffic</u>						
Capias	CA	3	9	9	4	5
Felony	F	1	4	4	1	3
Infraction	I	837	539	1,017	910	107
Misdemeanor	M	326	620	620	330	290
Show Cause	SC	4	7	7	2	5
Traffic Total		1,171	1,179	1,657	1,247	410
<u>Civil</u>						
Admin License	AL	3	0	3	3	-
Bond Forfeiture	BF	1	1	2	2	-
Counter Claim	CC	1	1	1	0	1
Detinue	DT	2	8	13	9	4
Garnishment	GA	10	0	11	11	-
Impoundment	IM	3	0	3	3	-
Interrogatory	IN	1	0	1	1	-
Other	OT	1	0	1	1	-
Protective Order	PO	2	0	2	2	-
Prelim Prot Order	PP	7	0	7	7	-
Unlawful Detainer	UD	10	10	14	12	2
Warrant in Debt	WD	91	83	120	90	30
Civil Total		132	103	178	141	37
Rockbridge Totals		1,439	1,614	2,180	1,509	671

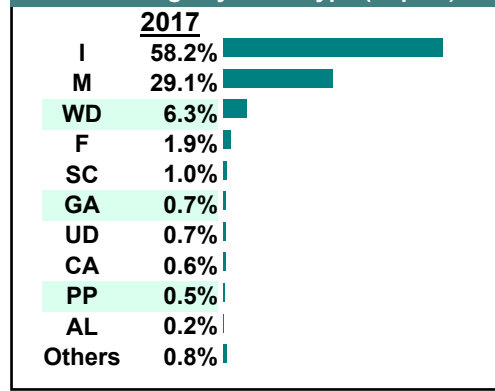
Calendared Filings with Top 12 Scheduled Times



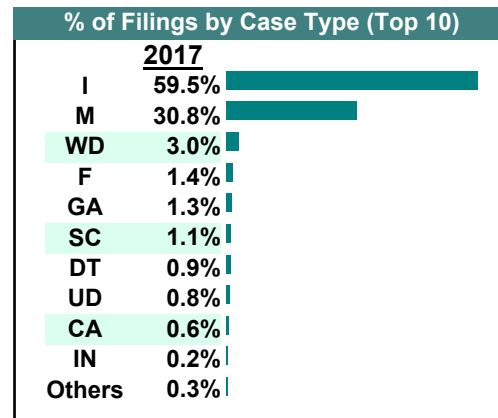
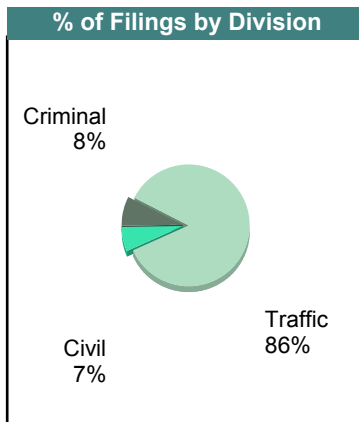
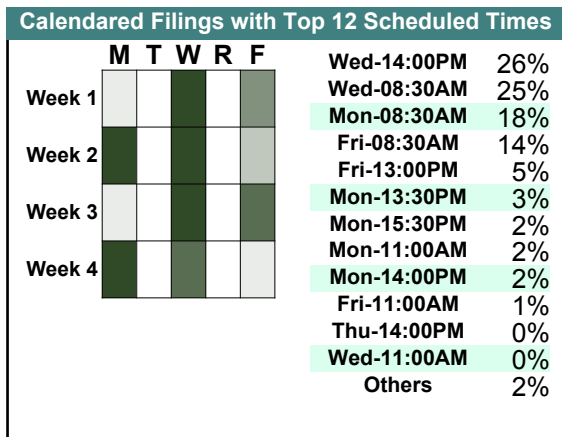
% of Filings by Division



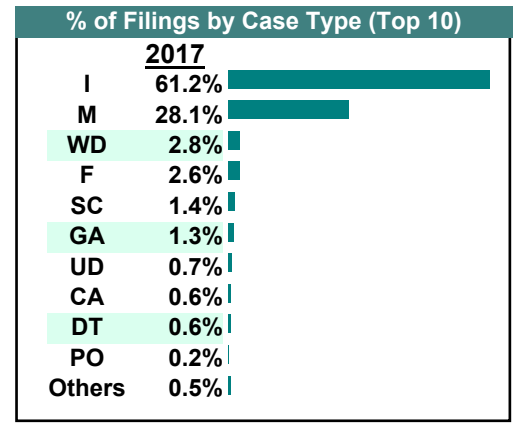
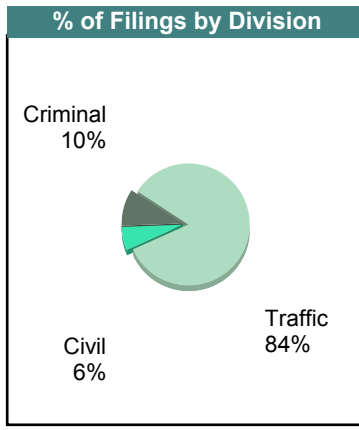
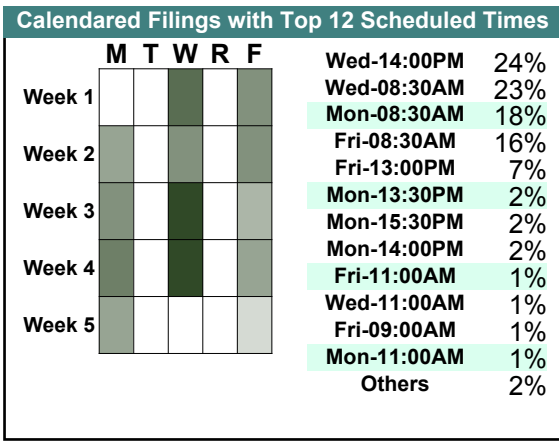
% of Filings by Case Type (Top 10)



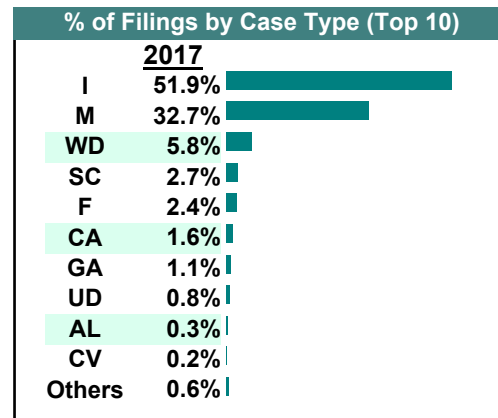
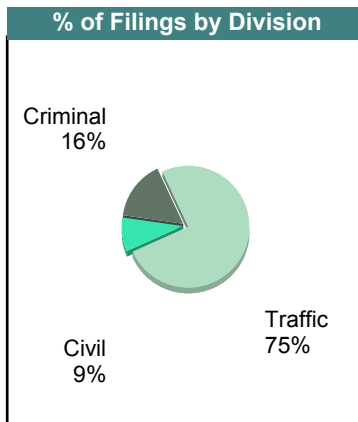
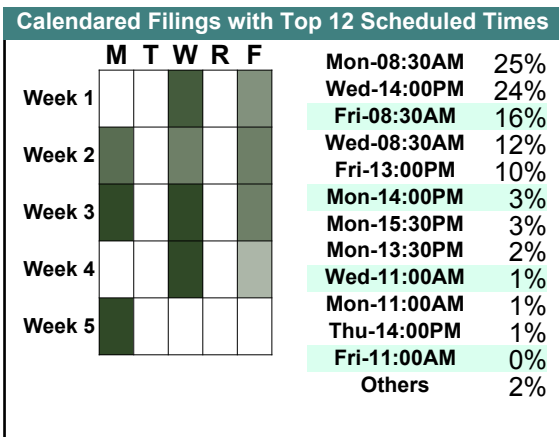
		<u>Filings</u>	<u>Hearings</u>	<u>Transactions</u>	<u>Concluded</u>	<u>Cont</u>
<u>Criminal</u>						
Capias	CA	5	19	19	7	12
Civil Violation	CV	1	5	5	2	3
Felony	F	22	60	88	39	49
Misdemeanor	M	80	217	221	99	122
Show Cause	SC	15	44	44	17	27
Criminal Total		123	345	377	164	213
<u>Traffic</u>						
Capias	CA	4	14	14	7	7
Felony	F	1	3	3	0	3
Infraction	I	961	587	1,078	890	188
Misdemeanor	M	417	727	727	403	324
Other	O	1	1	1	1	-
Show Cause	SC	2	5	5	3	2
Traffic Total		1,386	1,337	1,828	1,304	524
<u>Civil</u>						
Admin License	AL	1	0	1	1	-
Bond Forfeiture	BF	0	0	1	1	-
Detinue	DT	15	15	15	4	11
Garnishment	GA	21	1	21	20	1
Impoundment	IM	1	0	1	1	-
Interrogatory	IN	4	0	5	5	-
Protective Order	PO	1	0	1	1	-
Unlawful Detainer	UD	13	10	15	12	3
Warrant in Debt	WD	49	54	72	58	14
Civil Total		105	80	132	103	29
Rockbridge Totals		1,614	1,762	2,337	1,571	766



		<u>Filings</u>	<u>Hearings</u>	<u>Transactions</u>	<u>Concluded</u>	<u>Cont</u>
<u>Criminal</u>						
Capias	CA	8	19	19	5	14
Civil Violation	CV	1	3	3	0	3
Felony	F	42	84	107	46	61
Misdemeanor	M	88	261	263	119	144
Show Cause	SC	19	40	40	20	20
Criminal Total		158	407	432	190	242
<u>Traffic</u>						
Capias	CA	2	14	14	5	9
Infraction	I	998	559	1,075	958	117
Misdemeanor	M	370	653	653	348	305
Show Cause	SC	4	11	11	8	3
Traffic Total		1,374	1,237	1,753	1,319	434
<u>Civil</u>						
Abstract	AJ	1	0	1	1	-
Admin License	AL	2	0	2	2	-
Bond Forfeiture	BF	0	2	2	1	1
Detinue	DT	10	6	13	13	-
Garnishment	GA	21	0	21	21	-
Impoundment	IM	1	0	1	1	-
Interrogatory	IN	0	0	1	1	-
Protective Order	PO	3	0	3	3	-
Prelim Prot Order	PP	2	0	2	2	-
Unlawful Detainer	UD	12	11	14	11	3
Warrant in Debt	WD	45	60	76	48	28
Zoning Viol	ZO	1	0	1	1	-
Civil Total		98	79	137	105	32
Rockbridge Totals		1,630	1,723	2,322	1,614	708



		<u>Filings</u>	<u>Hearings</u>	<u>Transactions</u>	<u>Concluded</u>	<u>Cont</u>
<u>Criminal</u>						
Capias	CA	10	29	29	9	20
Civil Violation	CV	2	2	2	2	-
Felony	F	27	74	85	26	59
Misdemeanor	M	121	251	257	130	127
Show Cause	SC	24	51	51	24	27
Criminal Total		184	407	424	191	233
<u>Traffic</u>						
Capias	CA	8	17	17	4	13
Felony	F	1	2	2	1	1
Infraction	I	602	394	703	620	83
Misdemeanor	M	259	531	531	291	240
Show Cause	SC	5	10	10	4	6
Traffic Total		875	954	1,263	920	343
<u>Civil</u>						
Admin License	AL	4	0	4	4	-
Detinue	DT	2	3	9	6	3
Garnishment	GA	13	3	16	13	2
Impoundment	IM	2	0	2	2	-
Other	OT	1	0	1	1	-
Protective Order	PO	1	0	1	1	-
Prelim Prot Order	PP	1	0	1	1	-
Show Cause	SC	2	0	2	2	-
Unlawful Detainer	UD	9	11	13	8	5
Warrant in Debt	WD	67	53	73	47	26
Civil Total		102	70	122	85	36
Rockbridge Totals		1,161	1,431	1,809	1,196	612



CASELOAD STATISTICS OF THE GENERAL DISTRICT COURTS

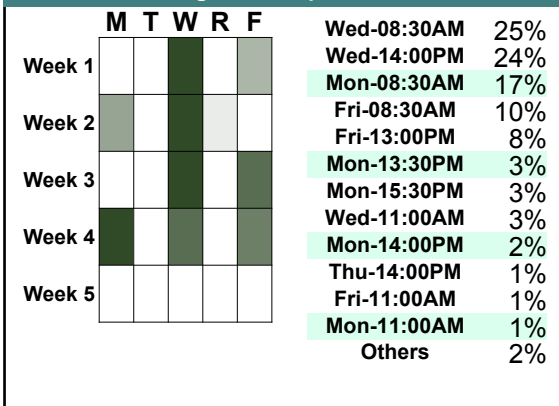
January 2017

Rockbridge

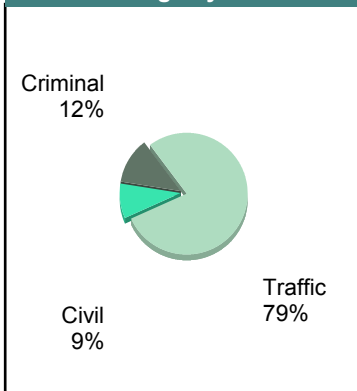
District: 25

		<u>Filings</u>	<u>Hearings</u>	<u>Transactions</u>	<u>Concluded</u>	<u>Cont</u>
<u>Criminal</u>						
Capias	CA	6	19	19	7	12
Civil Violation	CV	2	2	2	0	2
Felony	F	35	74	98	39	59
Misdemeanor	M	97	233	237	93	144
Show Cause	SC	19	53	53	18	35
Criminal Total		159	381	409	157	252
<u>Traffic</u>						
Capias	CA	8	18	18	6	12
Felony	F	1	5	7	3	4
Infraction	I	682	419	788	681	107
Misdemeanor	M	334	637	637	345	292
Show Cause	SC	5	9	9	5	4
Traffic Total		1,030	1,088	1,459	1,040	419
<u>Civil</u>						
Admin License	AL	7	0	7	7	-
Bond Forfeiture	BF	1	0	1	1	-
Detinue	DT	11	13	14	8	6
Garnishment	GA	25	3	29	26	3
Impoundment	IM	2	0	2	2	-
Interrogatory	IN	0	1	1	0	1
Other	OT	2	0	2	2	-
Protective Order	PO	3	0	3	3	-
Prelim Prot Order	PP	3	0	3	3	-
Show Cause	SC	2	0	2	2	-
Unlawful Detainer	UD	8	4	8	6	2
Warrant in Debt	WD	56	46	64	50	14
Civil Total		120	67	136	110	26
Rockbridge Totals		1,309	1,536	2,004	1,307	697

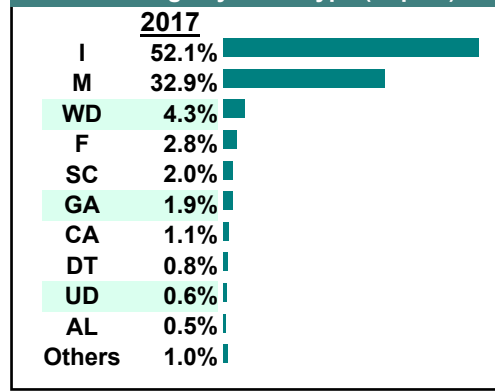
Calendared Filings with Top 12 Scheduled Times



% of Filings by Division



% of Filings by Case Type (Top 10)



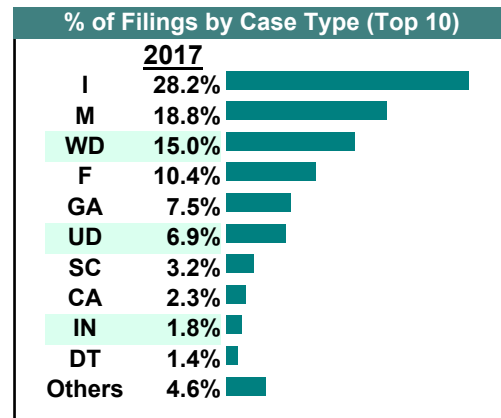
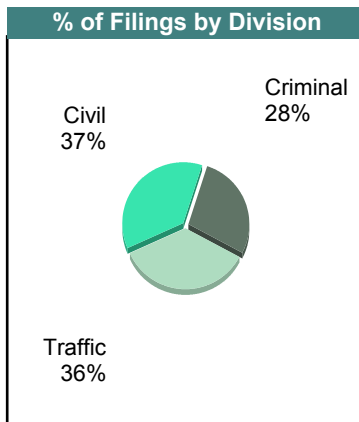
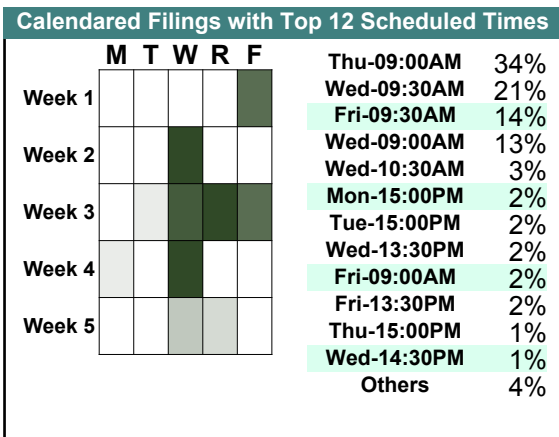
CASELOAD STATISTICS OF THE GENERAL DISTRICT COURTS

December 2017

Staunton

District: 25

		<u>Filings</u>	<u>Hearings</u>	<u>Transactions</u>	<u>Concluded</u>	<u>Cont</u>
<u>Criminal</u>						
Capias	CA	10	40	40	19	21
Civil Violation	CV	3	7	7	7	-
Felony	F	68	179	179	76	103
Misdemeanor	M	86	226	226	77	149
Motion	MO	2	2	2	2	-
Show Cause	SC	13	55	55	26	29
Criminal Total		182	509	509	207	302
<u>Traffic</u>						
Capias	CA	4	17	17	6	11
Felony	F	0	1	1	1	-
Infraction	I	185	163	229	185	44
Misdemeanor	M	37	80	80	44	36
Other	O	5	5	5	5	-
Restricted O/L	RL	1	1	1	1	-
Show Cause	SC	1	4	4	2	2
Traffic Total		233	271	337	244	93
<u>Civil</u>						
Abstract	AJ	2	0	2	2	-
Admin License	AL	7	0	7	7	-
Bond Forfeiture	BF	1	0	1	1	-
Capias	CA	1	0	1	1	-
Detinue	DT	9	11	14	11	3
Garnishment	GA	49	0	50	50	-
Impoundment	IM	1	0	1	1	-
Interrogatory	IN	12	12	23	11	12
Other	OT	1	0	1	1	-
Protective Order	PO	4	1	4	3	1
Prelim Prot Order	PP	3	0	3	3	-
Show Cause	SC	7	4	11	7	4
Unlawful Detainer	UD	45	39	55	33	22
Warrant in Debt	WD	98	102	126	101	25
Civil Total		240	169	299	232	67
Staunton Totals		655	949	1,145	683	462



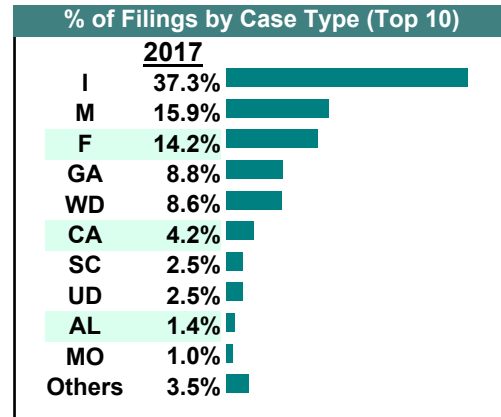
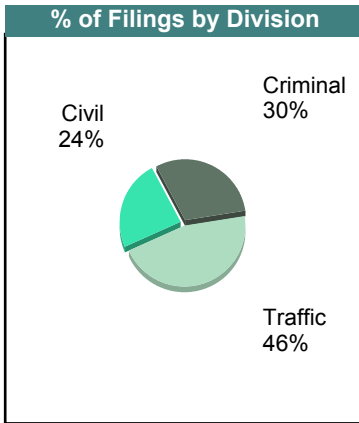
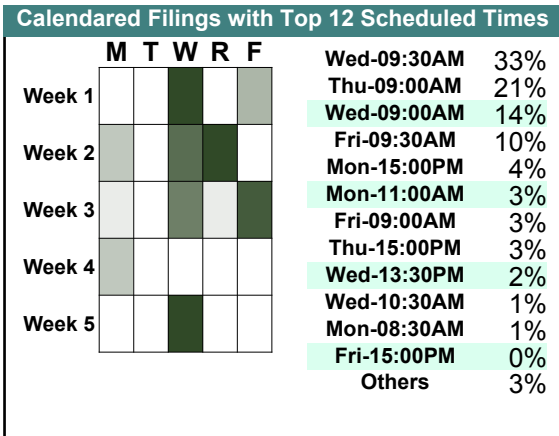
CASELOAD STATISTICS OF THE GENERAL DISTRICT COURTS

November 2017

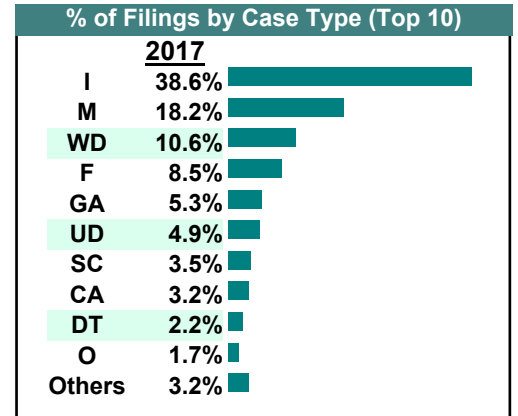
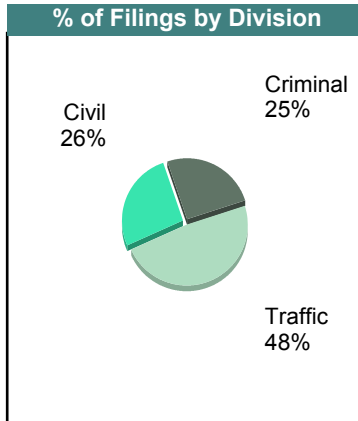
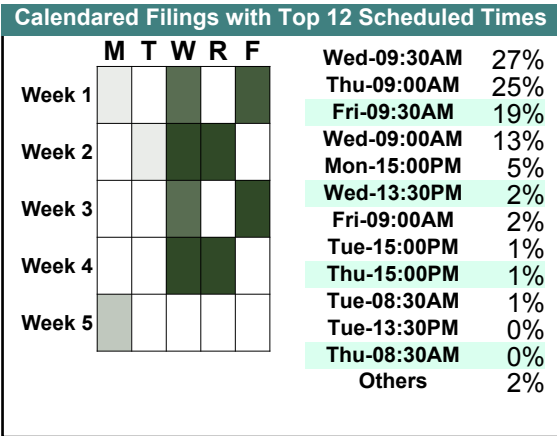
Staunton

District: 25

		<u>Filings</u>	<u>Hearings</u>	<u>Transactions</u>	<u>Concluded</u>	<u>Cont</u>
<u>Criminal</u>						
Capias	CA	17	51	51	24	27
Civil Violation	CV	2	4	4	2	2
Felony	F	83	154	154	46	108
Misdemeanor	M	62	212	215	83	132
Motion	MO	3	3	3	3	-
Show Cause	SC	11	38	38	15	23
Criminal Total		178	462	465	173	292
<u>Traffic</u>						
Capias	CA	8	19	19	10	9
Felony	F	1	5	5	4	1
Infraction	I	221	228	303	250	53
Misdemeanor	M	32	93	93	56	37
Motion	MO	3	3	3	3	-
Other	O	3	3	3	3	-
Restricted O/L	RL	1	2	2	1	1
Show Cause	SC	3	6	6	2	4
Traffic Total		272	359	434	329	105
<u>Civil</u>						
Abstract	AJ	1	0	1	1	-
Admin License	AL	8	0	8	8	-
Bond Forfeiture	BF	0	0	1	1	-
Detinue	DT	4	6	7	6	1
Detinue Seizure	DZ	2	0	2	2	-
Garnishment	GA	52	1	52	51	1
Interrogatory	IN	1	4	5	1	4
Motion for Judgment	MJ	0	0	1	1	-
Protective Order	PO	3	0	4	4	-
Prelim Prot Order	PP	4	0	4	4	-
Petition-Restore Arms	PR	0	0	1	1	-
Show Cause	SC	1	2	3	1	2
Unlawful Detainer	UD	15	19	24	17	7
Warrant in Debt	WD	51	45	65	50	15
Civil Total		142	77	178	148	30
Staunton Totals		592	898	1,077	650	427



		Filings	Hearings	Transactions	Concluded	Cont
<u>Criminal</u>						
Capias	CA	18	49	49	16	33
Civil Violation	CV	2	5	5	1	4
Felony	F	66	149	149	53	96
Misdemeanor	M	93	275	280	95	185
Motion	MO	1	1	1	1	-
Show Cause	SC	16	41	41	9	32
Criminal Total		196	520	525	175	350
<u>Traffic</u>						
Capias	CA	7	17	17	4	13
Felony	F	0	3	3	2	1
Infraction	I	298	243	376	290	86
Misdemeanor	M	48	96	96	37	59
Other	O	13	13	13	13	-
Restricted O/L	RL	1	1	1	1	-
Show Cause	SC	6	13	13	1	12
Traffic Total		373	386	519	348	171
<u>Civil</u>						
Admin License	AL	5	0	5	5	-
Bond Forfeiture	BF	1	1	2	1	1
Capias	CA	0	0	1	1	-
Detinue	DT	17	17	22	11	11
Garnishment	GA	41	0	41	41	-
Interrogatory	IN	12	11	22	11	11
Motion for Judgment	MJ	0	1	1	0	1
Other	OT	1	0	1	1	-
Protective Order	PO	2	0	2	2	-
Show Cause	SC	5	5	11	6	5
Unlawful Detainer	UD	38	32	44	27	17
Warrant in Debt	WD	82	98	130	88	42
Civil Total		204	165	282	194	88
Staunton Totals		773	1,071	1,326	717	609



CASELOAD STATISTICS OF THE GENERAL DISTRICT COURTS

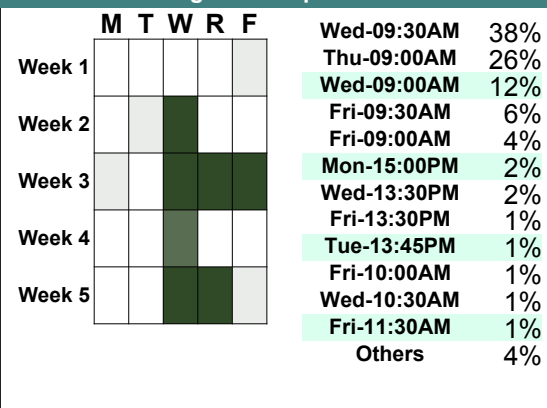
September 2017

Staunton

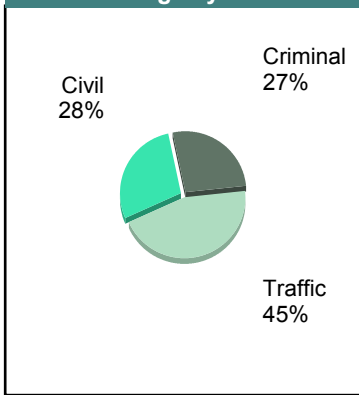
District: 25

		Filings	Hearings	Transactions	Concluded	Cont
<u>Criminal</u>						
Capias	CA	19	37	37	9	28
Civil Violation	CV	4	6	6	3	3
Felony	F	34	132	132	49	83
Misdemeanor	M	84	249	251	91	160
Motion	MO	1	1	1	1	-
Show Cause	SC	4	31	31	4	27
Criminal Total		146	456	458	157	301
<u>Traffic</u>						
Capias	CA	6	13	13	3	10
Felony	F	2	6	6	1	5
Infraction	I	190	202	263	193	70
Misdemeanor	M	34	77	77	25	52
Other	O	10	10	10	10	-
Show Cause	SC	3	8	8	4	4
Traffic Total		245	316	377	236	141
<u>Civil</u>						
Abstract	AJ	1	0	1	1	-
Admin License	AL	3	0	3	3	-
Bond Forfeiture	BF	2	0	3	3	-
Detinue	DT	8	10	13	9	4
Garnishment	GA	42	0	42	42	-
Impoundment	IM	1	0	1	1	-
Interrogatory	IN	0	5	5	0	5
Other	OT	2	0	2	2	-
Protective Order	PO	2	1	3	2	1
Prelim Prot Order	PP	5	0	5	5	-
Petition-Restore Arms	PR	0	1	1	0	1
Show Cause	SC	4	4	4	0	4
Unlawful Detainer	UD	34	39	46	34	12
Warrant in Debt	WD	51	56	74	51	23
Civil Total		155	116	203	153	50
Staunton Totals		546	888	1,038	546	492

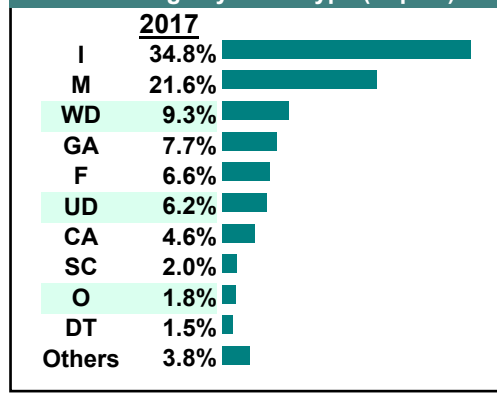
Calendared Filings with Top 12 Scheduled Times



% of Filings by Division

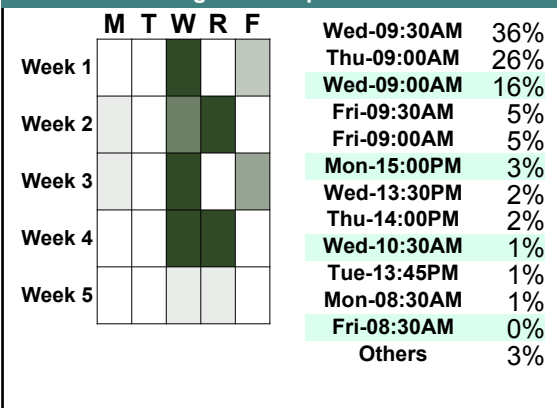


% of Filings by Case Type (Top 10)

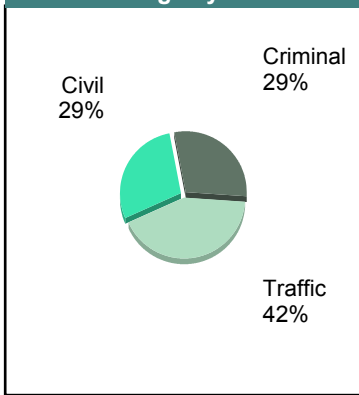


		<u>Filings</u>	<u>Hearings</u>	<u>Transactions</u>	<u>Concluded</u>	<u>Cont</u>
<u>Criminal</u>						
Capias	CA	25	47	47	15	32
Civil Violation	CV	4	11	11	7	4
Felony	F	37	132	132	37	95
Misdemeanor	M	101	237	238	61	177
Motion	MO	3	3	3	3	-
Show Cause	SC	21	58	58	19	39
Criminal Total		191	488	489	142	347
<u>Traffic</u>						
Capias	CA	5	17	17	10	7
Felony	F	2	6	6	2	4
Infraction	I	202	198	266	194	72
Misdemeanor	M	51	101	101	43	58
Other	O	11	11	11	11	-
Show Cause	SC	3	9	9	4	5
Traffic Total		274	342	410	264	146
<u>Civil</u>						
Abstract	AJ	7	0	7	7	-
Admin License	AL	5	0	5	5	-
Bond Forfeiture	BF	1	1	3	3	-
Capias	CA	2	2	4	2	2
Detinue	DT	7	9	11	7	4
Garnishment	GA	23	0	25	25	-
Interrogatory	IN	9	10	15	5	10
Motion for Judgment	MJ	0	1	1	0	1
Other	OT	1	0	1	1	-
Protective Order	PO	2	0	3	3	-
Petition-Restore Arms	PR	1	1	1	0	1
Show Cause	SC	1	2	8	6	2
Unlawful Detainer	UD	28	32	41	33	8
Warrant in Debt	WD	99	108	139	107	32
Civil Total		186	166	264	204	60
Staunton Totals		651	996	1,163	610	553

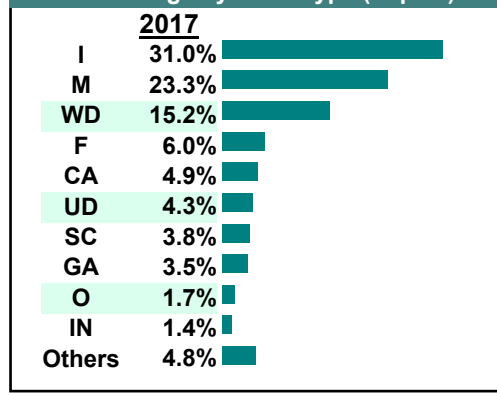
Calendared Filings with Top 12 Scheduled Times



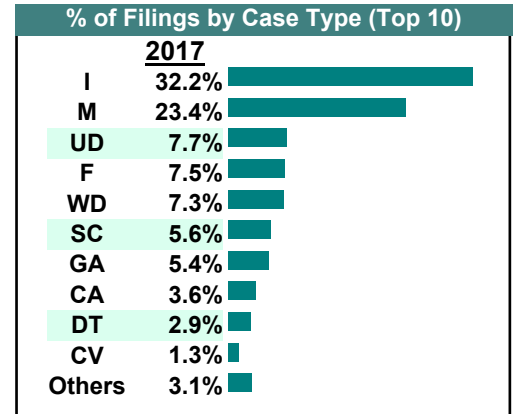
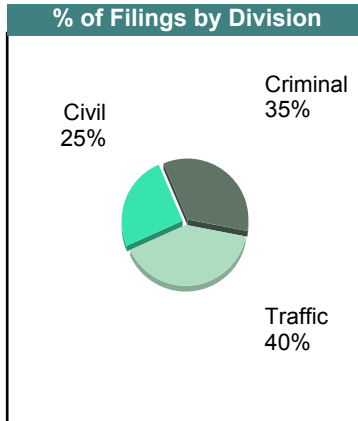
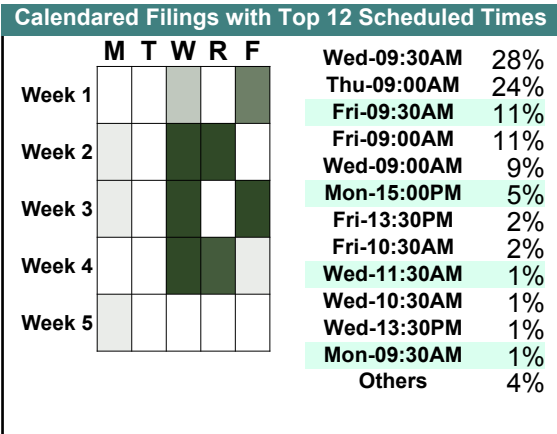
% of Filings by Division



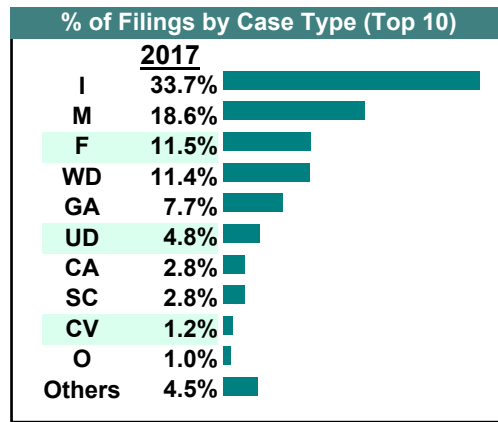
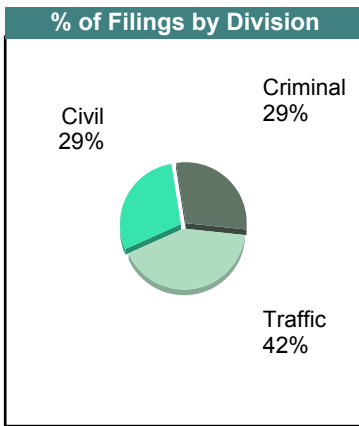
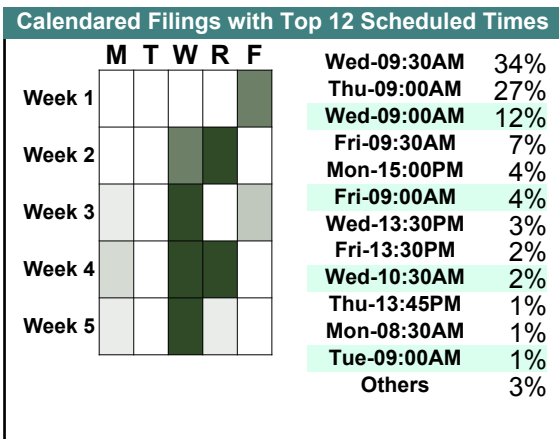
% of Filings by Case Type (Top 10)



		Filings	Hearings	Transactions	Concluded	Cont
<u>Criminal</u>						
Capias	CA	16	35	35	10	25
Civil Violation	CV	7	8	8	2	6
Felony	F	39	99	99	31	68
Misdemeanor	M	95	220	222	71	151
Motion	MO	2	2	2	2	-
Show Cause	SC	21	39	39	8	31
Criminal Total		180	403	405	124	281
<u>Traffic</u>						
Capias	CA	3	11	11	3	8
Felony	F	0	4	4	3	1
Infraction	I	168	152	223	179	44
Misdemeanor	M	27	70	70	34	36
Motion	MO	1	1	1	1	-
Other	O	6	6	6	6	-
Show Cause	SC	5	10	10	3	7
Traffic Total		210	254	325	229	96
<u>Civil</u>						
Admin License	AL	3	0	3	3	-
Capias	CA	0	1	1	0	1
Detinue	DT	15	11	16	10	6
Garnishment	GA	28	1	29	28	1
Impoundment	IM	1	0	1	1	-
Interrogatory	IN	0	2	3	1	2
Motion for Judgment	MJ	1	0	2	2	-
Protective Order	PO	1	1	1	0	1
Prelim Prot Order	PP	1	0	1	1	-
Show Cause	SC	3	3	5	2	3
Unlawful Detainer	UD	40	46	56	39	17
Warrant in Debt	WD	38	50	61	34	27
Civil Total		131	115	179	121	58
Staunton Totals		521	772	909	474	435



		<u>Filings</u>	<u>Hearings</u>	<u>Transactions</u>	<u>Concluded</u>	<u>Cont</u>
<u>Criminal</u>						
Capias	CA	12	28	28	9	19
Civil Violation	CV	7	10	10	9	1
Felony	F	64	133	133	23	110
Misdemeanor	M	78	221	224	67	157
Motion	MO	2	2	2	2	-
Show Cause	SC	7	28	28	15	13
Criminal Total		170	422	425	125	300
<u>Traffic</u>						
Capias	CA	4	12	12	5	7
Felony	F	3	5	5	1	4
Infraction	I	196	199	279	214	65
Misdemeanor	M	30	81	81	39	42
Other	O	6	6	6	6	-
Show Cause	SC	3	7	7	0	7
Traffic Total		242	310	390	265	125
<u>Civil</u>						
Abstract	AJ	3	0	3	3	-
Admin License	AL	2	0	2	2	-
Bond Forfeiture	BF	3	1	3	2	1
Capias	CA	0	1	1	0	1
Detinue	DT	5	6	8	6	2
Garnishment	GA	45	2	47	45	2
Impoundment	IM	1	0	1	1	-
Interrogatory	IN	4	7	11	4	7
Motion for Judgment	MJ	1	1	1	0	1
Protective Order	PO	2	1	3	2	1
Prelim Prot Order	PP	3	0	3	3	-
Show Cause	SC	6	7	12	5	7
Unlawful Detainer	UD	28	27	37	28	9
Warrant in Debt	WD	66	81	94	61	33
Civil Total		169	134	226	162	64
Staunton Totals		581	866	1,041	552	489



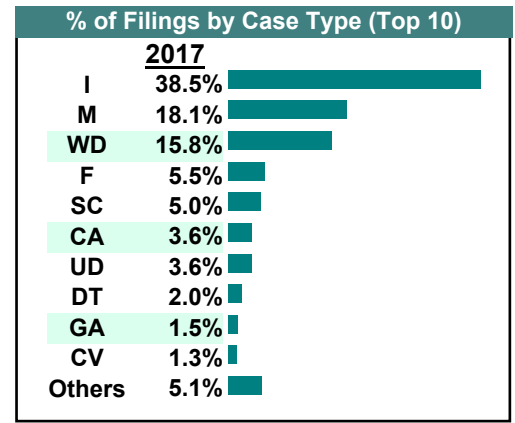
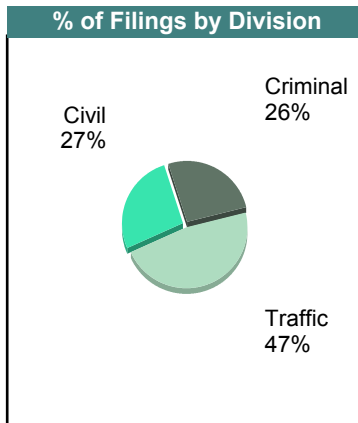
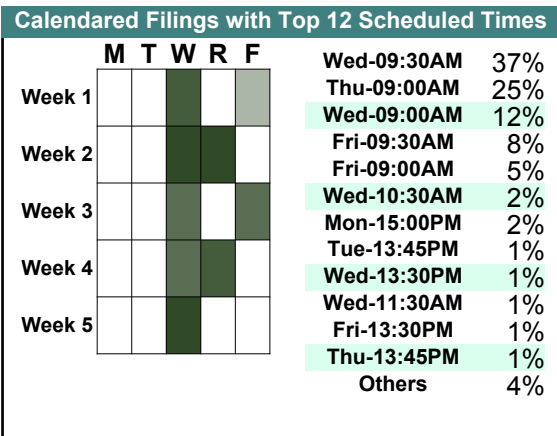
CASELOAD STATISTICS OF THE GENERAL DISTRICT COURTS

May 2017

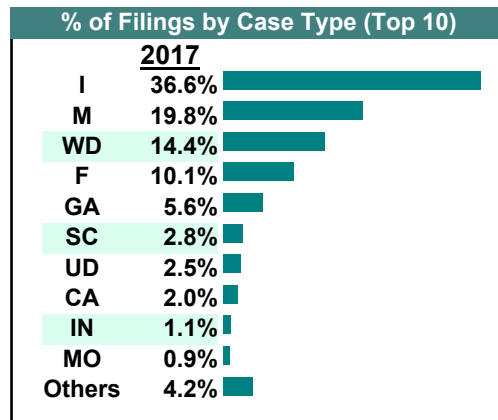
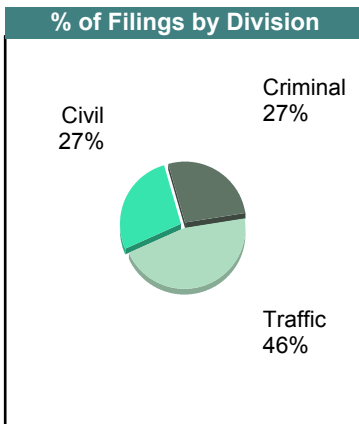
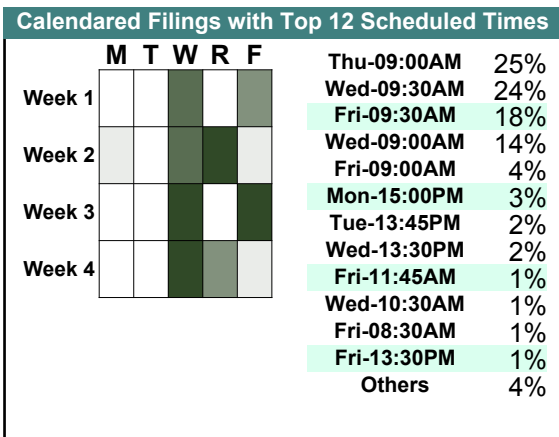
Staunton

District: 25

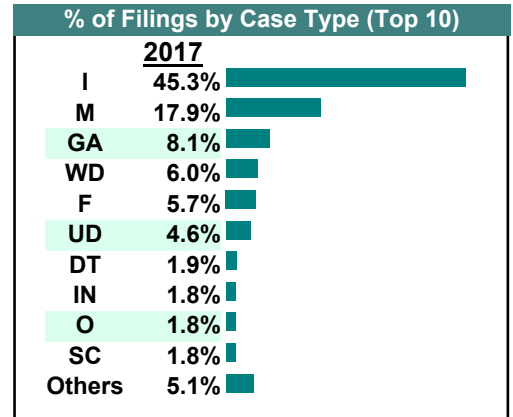
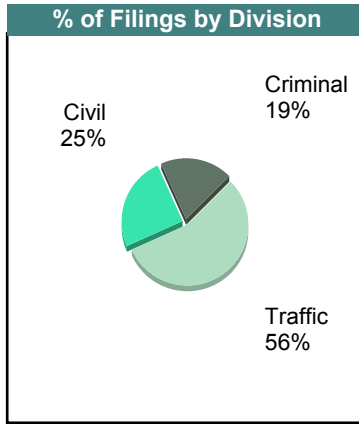
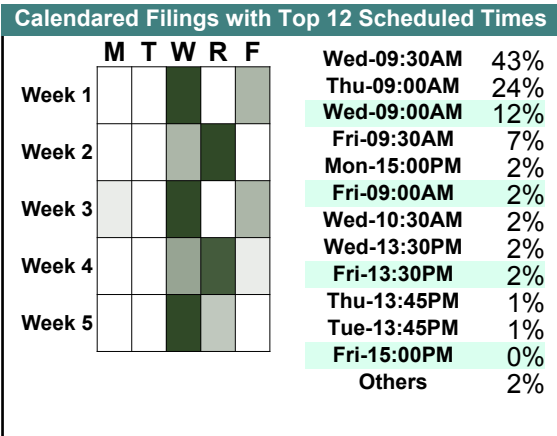
		<u>Filings</u>	<u>Hearings</u>	<u>Transactions</u>	<u>Concluded</u>	<u>Cont</u>
<u>Criminal</u>						
Capias	CA	13	40	40	13	27
Civil Violation	CV	8	11	11	8	3
Felony	F	32	90	90	11	79
Misdemeanor	M	76	176	180	39	141
Motion	MO	6	6	6	6	-
Show Cause	SC	24	40	40	14	26
Criminal Total		159	363	367	91	276
<u>Traffic</u>						
Capias	CA	9	15	15	0	15
Felony	F	1	4	4	2	2
Infraction	I	232	220	294	202	92
Misdemeanor	M	33	90	90	39	51
Motion	MO	2	2	2	2	-
Other	O	6	6	6	6	-
Restricted O/L	RL	1	1	1	1	-
Show Cause	SC	0	2	2	0	2
Traffic Total		284	340	414	252	162
<u>Civil</u>						
Abstract	AJ	2	0	2	2	-
Admin License	AL	3	0	4	4	-
Bond Forfeiture	BF	0	1	1	0	1
Capias	CA	0	1	1	0	1
Detinue	DT	12	13	16	14	2
Garnishment	GA	9	1	10	9	1
Impoundment	IM	1	0	1	1	-
Interrogatory	IN	6	9	17	8	9
Motion for Judgment	MJ	1	1	1	0	1
Protective Order	PO	1	0	1	1	-
Prelim Prot Order	PP	1	0	1	1	-
Petition-Restore Arms	PR	1	0	1	1	-
Show Cause	SC	6	6	13	7	6
Unlawful Detainer	UD	22	27	33	21	12
Warrant in Debt	WD	95	104	124	86	38
Civil Total		160	163	226	155	71
Staunton Totals		603	866	1,007	498	509



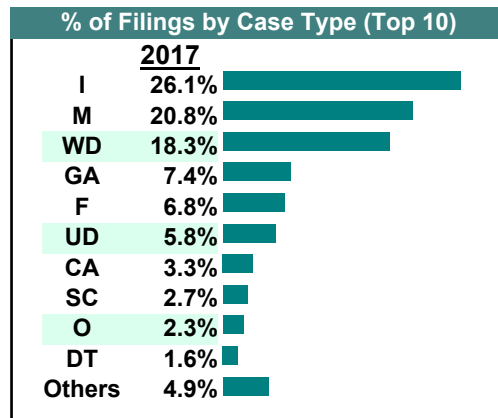
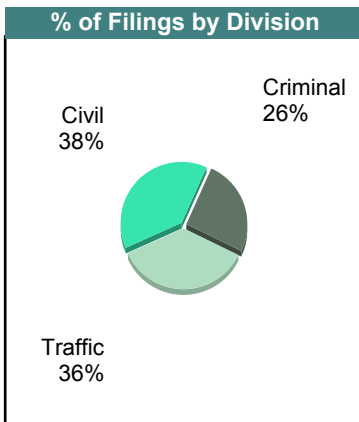
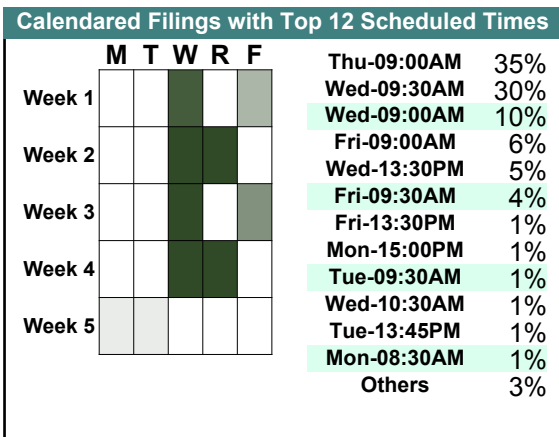
		Filings	Hearings	Transactions	Concluded	Cont
<u>Criminal</u>						
Capias	CA	10	30	30	9	21
Civil Violation	CV	3	6	6	2	4
Felony	F	62	155	155	42	113
Misdemeanor	M	82	197	199	58	141
Motion	MO	6	6	6	6	-
Show Cause	SC	12	31	31	7	24
Criminal Total		175	425	427	124	303
<u>Traffic</u>						
Capias	CA	2	7	7	2	5
Felony	F	3	7	7	1	6
Infraction	I	236	202	297	229	68
Misdemeanor	M	46	96	96	42	54
Other	O	4	4	4	4	-
Restricted O/L	RL	1	1	1	1	-
Show Cause	SC	3	7	7	3	4
Traffic Total		295	324	419	282	137
<u>Civil</u>						
Abstract	AJ	3	0	3	3	-
Admin License	AL	5	0	7	7	-
Bond Forfeiture	BF	1	2	2	0	2
Capias	CA	1	1	1	0	1
Detinue	DT	3	4	4	3	1
Garnishment	GA	36	3	38	35	3
Impoundment	IM	2	0	2	2	-
Interrogatory	IN	7	8	14	6	8
Other	OT	1	0	1	1	-
Protective Order	PO	2	0	2	2	-
Prelim Prot Order	PP	2	0	2	2	-
Show Cause	SC	3	4	5	1	4
Unlawful Detainer	UD	16	21	28	14	14
Warrant in Debt	WD	93	89	120	92	28
Civil Total		175	132	229	168	61
Staunton Totals		645	881	1,075	574	501



		<u>Filings</u>	<u>Hearings</u>	<u>Transactions</u>	<u>Concluded</u>	<u>Cont</u>
<u>Criminal</u>						
Capias	CA	7	24	24	14	10
Civil Violation	CV	4	5	5	2	3
Felony	F	29	107	107	52	55
Misdemeanor	M	59	215	216	96	120
Motion	MO	3	3	3	3	-
Show Cause	SC	6	23	23	13	10
Criminal Total		108	377	378	180	198
<u>Traffic</u>						
Capias	CA	1	9	9	5	4
Felony	F	3	5	5	0	5
Infraction	I	256	237	331	242	89
Misdemeanor	M	42	91	91	41	50
Motion	MO	1	1	1	1	-
Other	O	10	10	10	10	-
Restricted O/L	RL	3	3	3	3	-
Show Cause	SC	0	3	3	3	-
Traffic Total		316	359	453	305	148
<u>Civil</u>						
Abstract	AJ	2	0	2	2	-
Admin License	AL	3	2	5	3	2
Bond Forfeiture	BF	1	2	4	2	2
Capias	CA	0	0	1	1	-
Detinue	DT	11	12	18	14	4
Garnishment	GA	46	0	46	46	-
Interrogatory	IN	10	5	15	10	5
Motion for Judgment	MJ	0	0	1	1	-
Protective Order	PO	1	0	1	1	-
Prelim Prot Order	PP	3	0	3	3	-
Show Cause	SC	4	1	5	4	1
Unlawful Detainer	UD	26	26	39	35	4
Warrant in Debt	WD	34	44	63	40	23
Civil Total		141	92	203	162	41
Staunton Totals		565	828	1,034	647	387

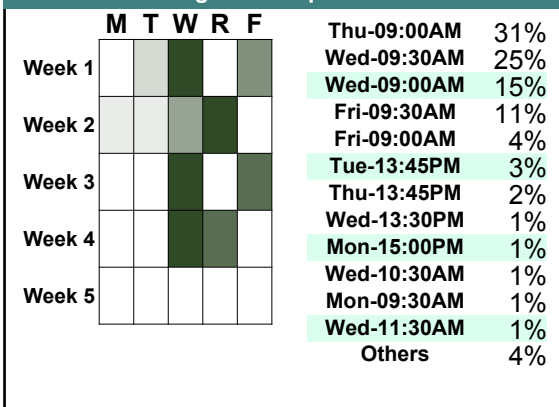


		Filings	Hearings	Transactions	Concluded	Cont
<u>Criminal</u>						
Capias	CA	12	34	34	14	20
Civil Violation	CV	0	1	1	0	1
Felony	F	32	126	126	49	77
Misdemeanor	M	73	192	192	68	124
Motion	MO	1	1	1	1	-
Show Cause	SC	6	33	33	16	17
Criminal Total		124	387	387	148	239
<u>Traffic</u>						
Capias	CA	4	24	24	17	7
Felony	F	1	4	4	2	2
Infraction	I	127	142	184	129	55
Misdemeanor	M	28	118	118	71	47
Other	O	11	11	11	11	-
Restricted O/L	RL	2	2	2	2	-
Show Cause	SC	3	9	9	5	4
Traffic Total		176	310	352	237	115
<u>Civil</u>						
Abstract	AJ	3	0	3	3	-
Admin License	AL	5	1	5	4	1
Bond Forfeiture	BF	2	0	2	2	-
Capias	CA	0	1	2	1	1
Detinue	DT	8	6	10	8	2
Garnishment	GA	36	1	36	35	1
Impoundment	IM	3	0	3	3	-
Interrogatory	IN	4	10	16	6	10
Other	OT	1	0	1	1	-
Protective Order	PO	1	0	1	1	-
Prelim Prot Order	PP	2	0	2	2	-
Show Cause	SC	4	5	11	6	5
Unlawful Detainer	UD	28	28	39	18	21
Warrant in Debt	WD	89	92	110	73	37
Civil Total		186	144	241	163	78
Staunton Totals		486	841	980	548	432

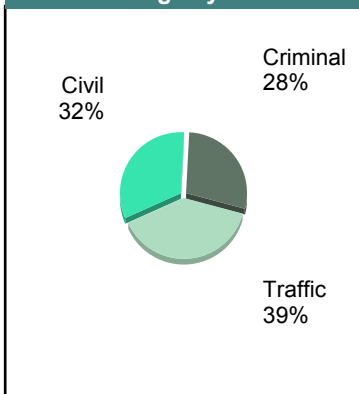


		Filings	Hearings	Transactions	Concluded	Cont
<u>Criminal</u>						
Capias	CA	16	30	30	10	20
Civil Violation	CV	2	3	3	3	-
Felony	F	49	120	120	39	81
Misdemeanor	M	71	195	196	66	130
Motion	MO	4	5	5	5	-
Show Cause	SC	11	29	29	10	19
Criminal Total		153	382	383	133	250
<u>Traffic</u>						
Capias	CA	5	13	13	1	12
Felony	F	0	2	2	1	1
Infraction	I	155	172	233	162	71
Misdemeanor	M	35	103	103	49	54
Motion	MO	1	1	1	1	-
Other	O	9	9	9	9	-
Restricted O/L	RL	1	1	1	1	-
Show Cause	SC	5	5	5	1	4
Traffic Total		211	306	367	225	142
<u>Civil</u>						
Abstract	AJ	1	0	1	1	-
Admin License	AL	5	2	5	3	2
Capias	CA	2	1	2	1	1
Detinue	DT	14	12	14	8	6
Garnishment	GA	24	0	24	24	-
Interrogatory	IN	6	8	11	3	8
Protective Order	PO	1	0	2	2	-
Prelim Prot Order	PP	1	0	1	1	-
Show Cause	SC	1	2	4	2	2
Unlawful Detainer	UD	35	40	51	35	16
Warrant in Debt	WD	85	78	116	87	29
Civil Total		175	143	231	167	64
Staunton Totals		539	831	981	525	456

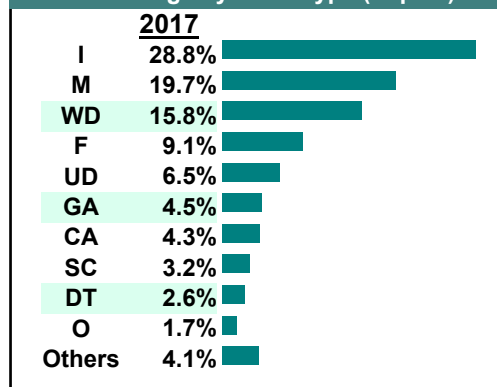
Calendared Filings with Top 12 Scheduled Times



% of Filings by Division



% of Filings by Case Type (Top 10)



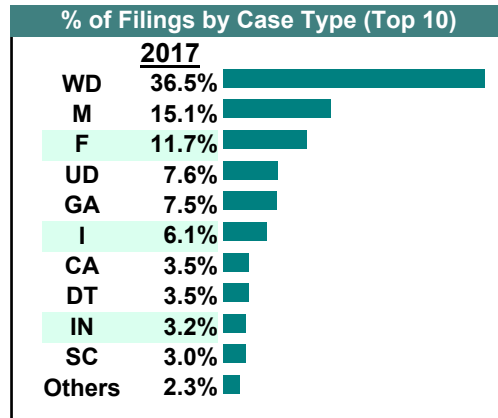
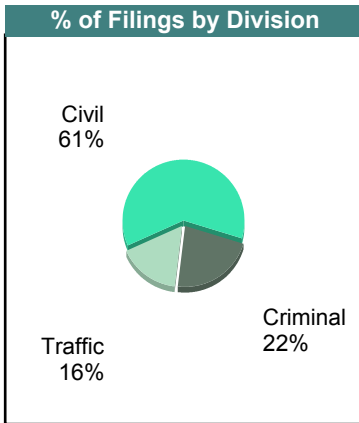
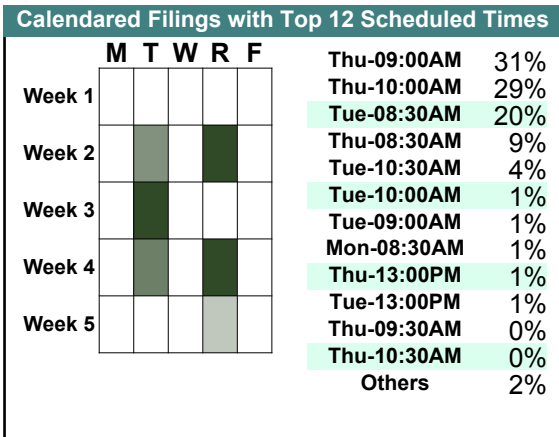
CASELOAD STATISTICS OF THE GENERAL DISTRICT COURTS

December 2017

Waynesboro

District: 25

		Filings	Hearings	Transactions	Concluded	Cont
<u>Criminal</u>						
Capias	CA	16	36	36	15	21
Felony	F	71	149	149	38	111
Misdemeanor	M	55	116	118	43	75
Show Cause	SC	4	12	12	5	7
Criminal Total		146	313	315	101	214
<u>Traffic</u>						
Capias	CA	6	14	14	8	6
Civil Violation	CV	2	5	5	2	3
Felony	F	6	10	10	3	7
Infraction	I	40	45	59	43	16
Misdemeanor	M	44	118	118	45	73
Other	O	2	2	2	2	-
Show Cause	SC	7	19	19	8	11
Traffic Total		107	213	227	111	116
<u>Civil</u>						
Admin License	AL	2	0	2	2	-
Bond Forfeiture	BF	0	1	1	0	1
Capias	CA	1	0	3	3	-
Detinue	DT	23	25	39	31	8
Garnishment	GA	49	0	49	49	-
Interrogatory	IN	21	19	33	14	19
Motion for Judgment	MJ	0	0	1	1	-
Protective Order	PO	2	0	2	2	-
Prelim Prot Order	PP	7	5	10	5	5
Show Cause	SC	9	4	19	15	4
Unlawful Detainer	UD	50	50	75	51	24
Warrant in Debt	WD	240	244	300	257	43
Civil Total		404	348	534	430	104
Waynesboro Totals		657	874	1,076	642	434



CASELOAD STATISTICS OF THE GENERAL DISTRICT COURTS

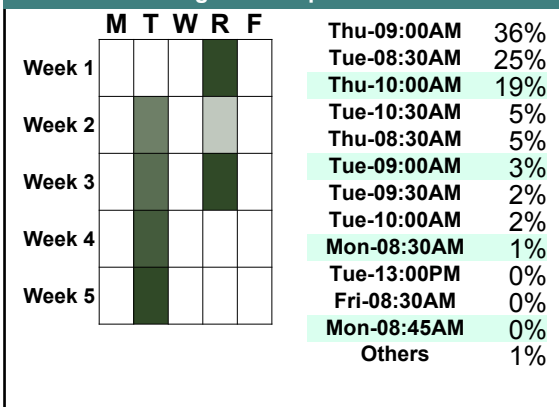
November 2017

Waynesboro

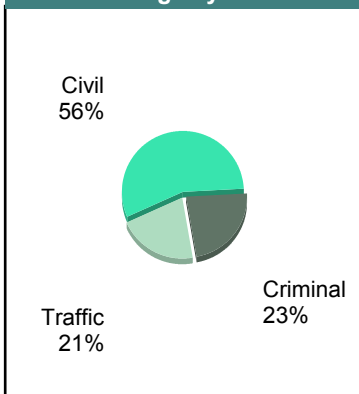
District: 25

		Filings	Hearings	Transactions	Concluded	Cont
<u>Criminal</u>						
Capias	CA	7	14	14	5	9
Felony	F	59	174	174	77	97
Misdemeanor	M	48	90	92	24	68
Show Cause	SC	4	9	9	1	8
Criminal Total		118	287	289	107	182
<u>Traffic</u>						
Capias	CA	11	16	16	6	10
Civil Violation	CV	1	4	4	1	3
Felony	F	1	4	4	1	3
Infraction	I	50	53	70	55	15
Misdemeanor	M	31	95	95	34	61
Other	O	3	3	3	3	-
Restricted O/L	RL	3	3	3	3	-
Show Cause	SC	8	13	13	3	10
Traffic Total		108	191	208	106	102
<u>Civil</u>						
Abstract	AJ	1	0	1	1	-
Admin License	AL	2	0	2	2	-
Bond Forfeiture	BF	1	1	1	0	1
Capias	CA	7	6	10	4	6
Detinue	DT	23	26	35	23	12
Garnishment	GA	29	1	29	28	1
Interrogatory	IN	4	12	28	16	12
Motion for Judgment	MJ	1	2	2	1	1
Protective Order	PO	3	0	3	3	-
Prelim Prot Order	PP	4	1	5	4	1
Show Cause	SC	10	10	21	11	10
Unlawful Detainer	UD	54	47	72	50	22
Warrant in Debt	WD	148	150	207	160	47
Civil Total		287	256	416	303	113
Waynesboro Totals		513	734	913	516	397

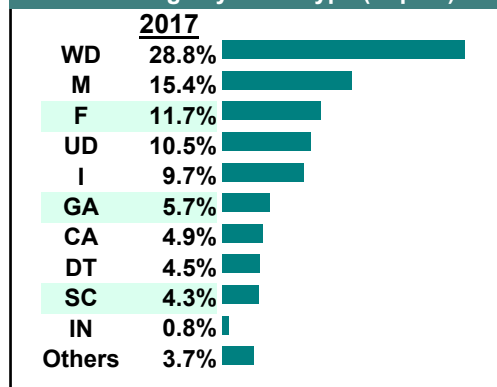
Calendared Filings with Top 12 Scheduled Times



% of Filings by Division



% of Filings by Case Type (Top 10)



CASELOAD STATISTICS OF THE GENERAL DISTRICT COURTS

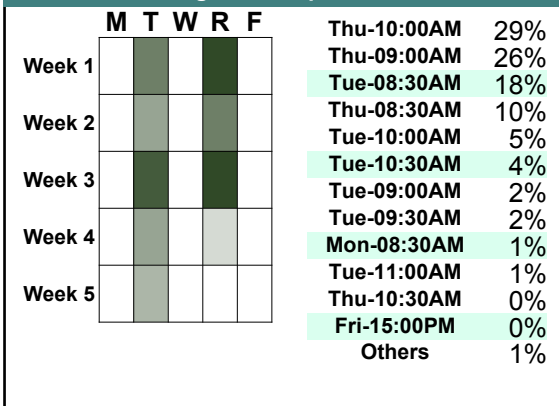
October 2017

Waynesboro

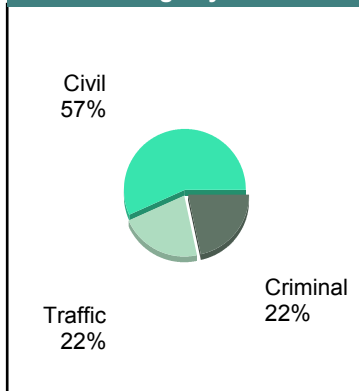
District: 25

		<u>Filings</u>	<u>Hearings</u>	<u>Transactions</u>	<u>Concluded</u>	<u>Cont</u>
<u>Criminal</u>						
Capias	CA	14	33	33	13	20
Felony	F	84	151	151	25	126
Misdemeanor	M	54	107	108	46	62
Show Cause	SC	4	12	12	4	8
Criminal Total		156	303	304	88	216
<u>Traffic</u>						
Capias	CA	5	11	11	4	7
Civil Violation	CV	0	6	6	3	3
Felony	F	4	5	5	1	4
Infraction	I	86	66	109	82	27
Misdemeanor	M	50	137	137	44	93
Other	O	4	4	4	4	-
Show Cause	SC	8	16	16	6	10
Traffic Total		157	245	288	144	144
<u>Civil</u>						
Admin License	AL	6	0	6	6	-
Capias	CA	0	1	1	0	1
Detinue	DT	32	28	33	21	12
Garnishment	GA	41	1	42	41	1
Interrogatory	IN	20	20	53	33	20
Other	OT	0	0	1	1	-
Protective Order	PO	4	0	4	4	-
Prelim Prot Order	PP	6	1	8	7	1
Show Cause	SC	30	9	37	28	9
Unlawful Detainer	UD	47	36	65	52	13
Warrant in Debt	WD	224	238	280	220	60
Civil Total		410	334	530	413	117
Waynesboro Totals		723	882	1,122	645	477

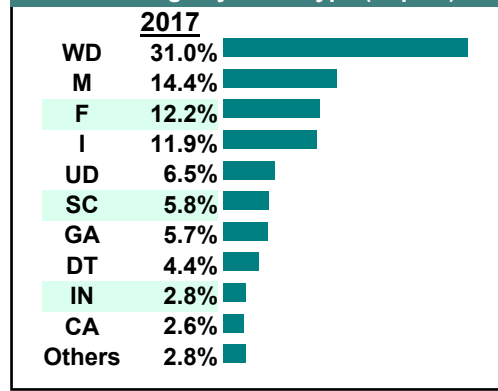
Calendared Filings with Top 12 Scheduled Times



% of Filings by Division



% of Filings by Case Type (Top 10)



CASELOAD STATISTICS OF THE GENERAL DISTRICT COURTS

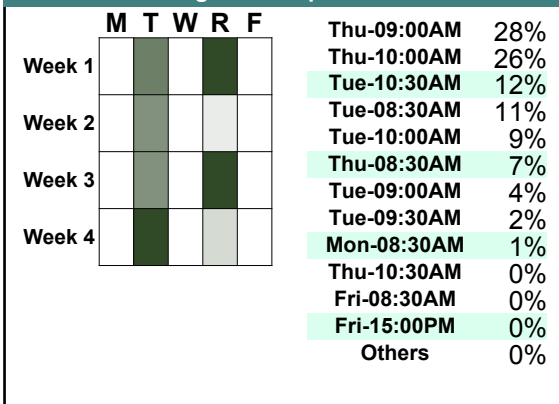
September 2017

Waynesboro

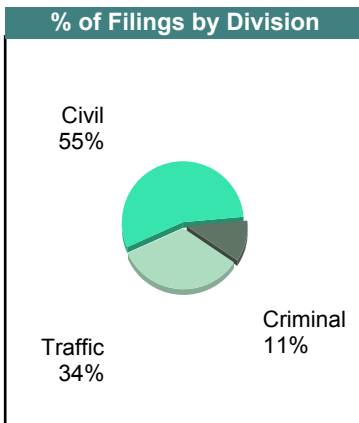
District: 25

		<u>Filings</u>	<u>Hearings</u>	<u>Transactions</u>	<u>Concluded</u>	<u>Cont</u>
<u>Criminal</u>						
Capias	CA	10	26	26	11	15
Felony	F	30	83	83	30	53
Misdemeanor	M	40	93	97	48	49
Show Cause	SC	7	16	16	7	9
Criminal Total		87	218	222	96	126
<u>Traffic</u>						
Capias	CA	8	17	17	10	7
Civil Violation	CV	3	7	7	1	6
Felony	F	0	2	2	1	1
Infraction	I	186	124	207	182	25
Misdemeanor	M	57	151	151	51	100
Other	O	5	5	5	5	-
Show Cause	SC	8	25	25	16	9
Traffic Total		267	331	414	266	148
<u>Civil</u>						
Admin License	AL	8	0	8	8	-
Capias	CA	2	2	3	1	2
Counter Claim	CC	0	0	1	1	-
Detinue	DT	19	20	30	24	6
Garnishment	GA	33	0	33	33	-
Interrogatory	IN	41	37	66	29	37
Motion for Judgment	MJ	0	1	1	0	1
Other	OT	1	1	1	0	1
Protective Order	PO	4	0	4	4	-
Prelim Prot Order	PP	4	2	7	5	2
Show Cause	SC	9	11	31	20	11
Unlawful Detainer	UD	58	63	87	64	23
Warrant in Debt	WD	258	234	287	219	68
Civil Total		437	371	559	408	151
Waynesboro Totals		791	920	1,195	770	425

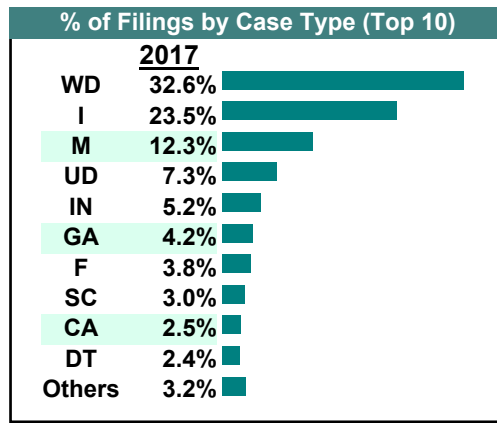
Calendared Filings with Top 12 Scheduled Times



% of Filings by Division



% of Filings by Case Type (Top 10)



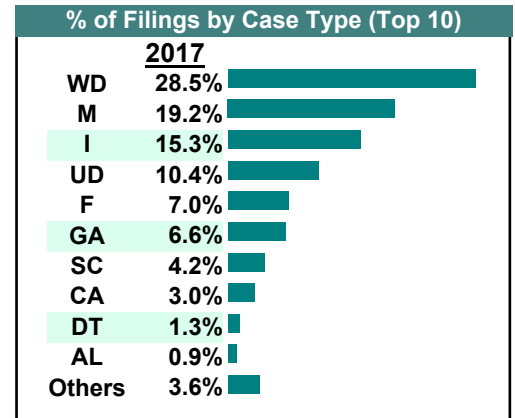
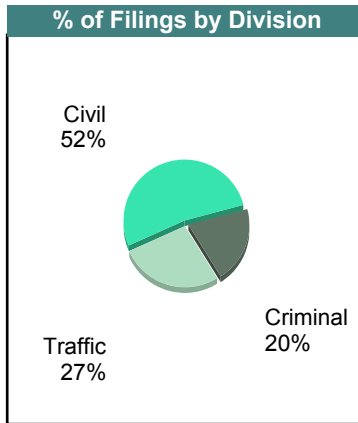
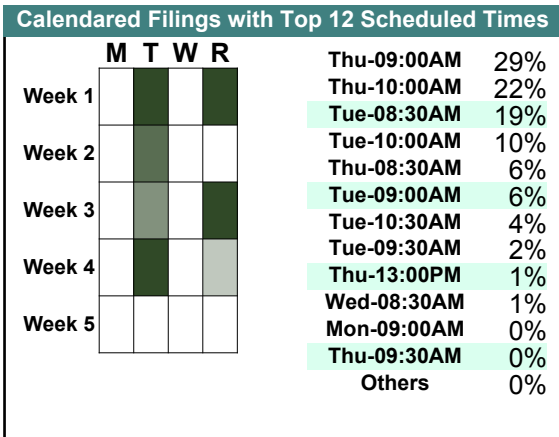
CASELOAD STATISTICS OF THE GENERAL DISTRICT COURTS

August 2017

Waynesboro

District: 25

		<u>Filings</u>	<u>Hearings</u>	<u>Transactions</u>	<u>Concluded</u>	<u>Cont</u>
<u>Criminal</u>						
Capias	CA	7	20	20	8	12
Felony	F	35	114	114	39	75
Misdemeanor	M	57	117	122	73	49
Show Cause	SC	8	16	16	7	9
Criminal Total		107	267	272	127	145
<u>Traffic</u>						
Capias	CA	7	15	15	7	8
Civil Violation	CV	2	4	4	1	3
Felony	F	2	3	3	1	2
Infraction	I	81	57	103	82	21
Misdemeanor	M	45	102	102	32	70
Other	O	5	5	5	5	-
Show Cause	SC	3	14	14	5	9
Traffic Total		145	200	246	133	113
<u>Civil</u>						
Admin License	AL	5	0	5	5	-
Bond Forfeiture	BF	1	0	1	1	-
Capias	CA	2	1	2	1	1
Detinue	DT	7	7	9	9	-
Garnishment	GA	35	1	35	34	1
Interrogatory	IN	4	17	29	12	17
Motion for Judgment	MJ	0	1	1	0	1
Protective Order	PO	2	0	2	2	-
Prelim Prot Order	PP	5	4	7	3	4
Show Cause	SC	11	19	35	16	19
Unlawful Detainer	UD	55	69	94	65	29
Warrant in Debt	WD	151	157	203	172	31
Civil Total		278	276	423	320	103
Waynesboro Totals		530	743	941	580	361



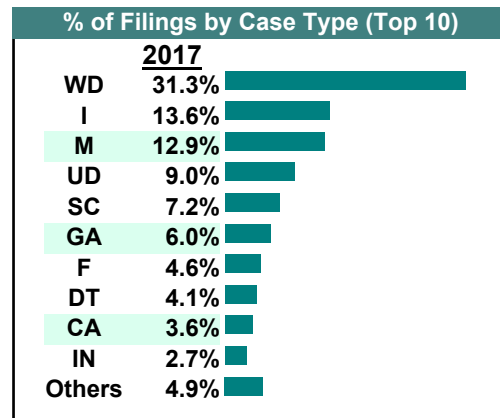
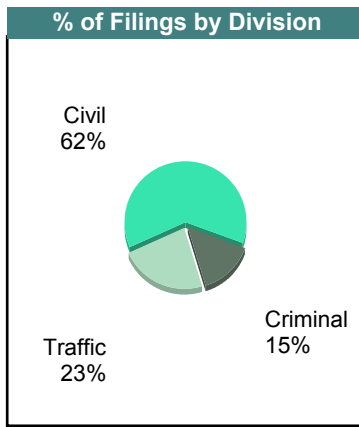
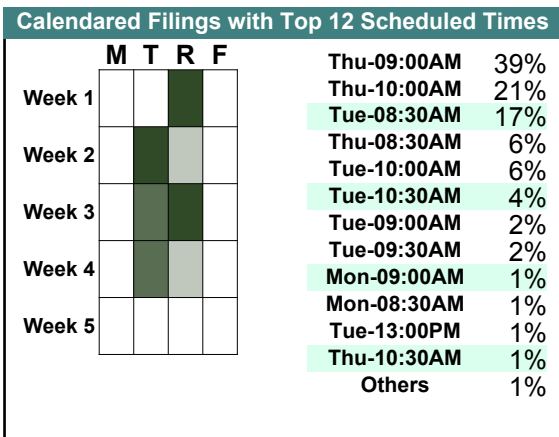
CASELOAD STATISTICS OF THE GENERAL DISTRICT COURTS

July 2017

Waynesboro

District: 25

		<u>Filings</u>	<u>Hearings</u>	<u>Transactions</u>	<u>Concluded</u>	<u>Cont</u>
<u>Criminal</u>						
Capias	CA	14	17	17	4	13
Felony	F	27	77	77	19	58
Misdemeanor	M	39	95	98	52	46
Show Cause	SC	6	10	10	6	4
Criminal Total		86	199	202	81	121
<u>Traffic</u>						
Capias	CA	4	11	11	4	7
Civil Violation	CV	2	4	4	1	3
Infraction	I	80	50	95	74	21
Misdemeanor	M	37	77	77	15	62
Other	O	3	3	3	3	-
Restricted O/L	RL	1	1	1	1	-
Show Cause	SC	8	24	24	7	17
Traffic Total		135	170	215	105	110
<u>Civil</u>						
Abstract	AJ	3	0	3	3	-
Admin License	AL	5	0	5	5	-
Bond Forfeiture	BF	2	0	2	2	-
Capias	CA	3	0	4	4	-
Counter Claim	CC	1	1	1	0	1
Detinue	DT	24	29	44	31	13
Garnishment	GA	35	0	35	35	-
Impoundment	IM	1	0	1	1	-
Interrogatory	IN	16	31	50	19	31
Motion for Judgment	MJ	0	1	1	1	-
Other	OT	2	0	2	2	-
Protective Order	PO	1	0	1	1	-
Prelim Prot Order	PP	8	1	8	7	1
Show Cause	SC	28	25	44	19	25
Unlawful Detainer	UD	53	44	69	48	21
Warrant in Debt	WD	184	185	249	196	53
Civil Total		366	317	519	374	145
Waynesboro Totals		587	686	936	560	376



CASELOAD STATISTICS OF THE GENERAL DISTRICT COURTS

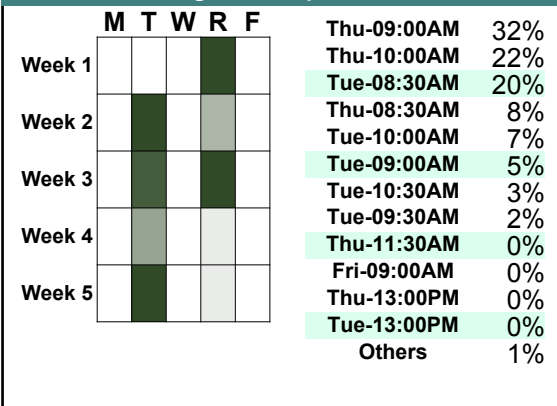
June 2017

Waynesboro

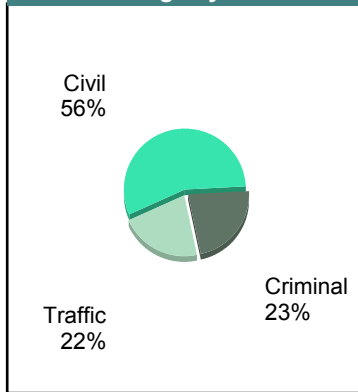
District: 25

		<u>Filings</u>	<u>Hearings</u>	<u>Transactions</u>	<u>Concluded</u>	<u>Cont</u>
<u>Criminal</u>						
Capias	CA	7	16	16	7	9
Felony	F	48	110	110	35	75
Misdemeanor	M	66	112	116	40	76
Show Cause	SC	2	15	15	8	7
Criminal Total		123	253	257	90	167
<u>Traffic</u>						
Capias	CA	9	14	14	6	8
Civil Violation	CV	3	5	5	1	4
Felony	F	1	1	1	0	1
Infraction	I	59	37	73	63	10
Misdemeanor	M	31	76	76	19	57
Other	O	5	5	5	5	-
Restricted O/L	RL	1	1	1	1	-
Show Cause	SC	8	20	20	5	15
Traffic Total		117	159	195	100	95
<u>Civil</u>						
Abstract	AJ	3	0	3	3	-
Admin License	AL	1	0	1	1	-
Capias	CA	0	1	1	0	1
Detinue	DT	24	33	40	25	15
Garnishment	GA	30	0	30	30	-
Interrogatory	IN	13	35	63	28	35
Other	OT	3	0	3	3	-
Prelim Prot Order	PP	4	2	6	4	2
Show Cause	SC	29	18	43	25	18
Unlawful Detainer	UD	55	61	81	49	32
Warrant in Debt	WD	141	164	211	154	57
Civil Total		303	314	482	322	160
Waynesboro Totals		543	726	934	512	422

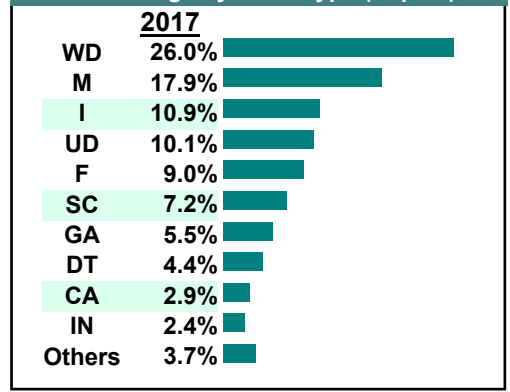
Calendared Filings with Top 12 Scheduled Times



% of Filings by Division

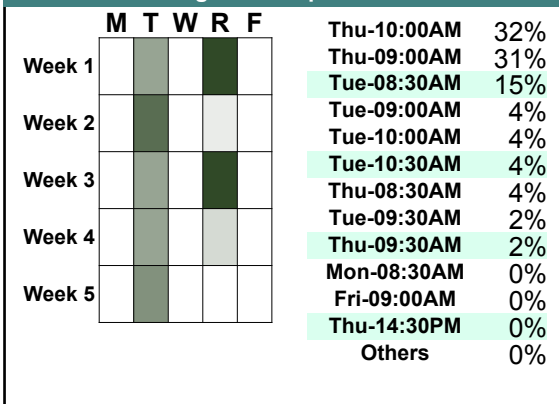


% of Filings by Case Type (Top 10)

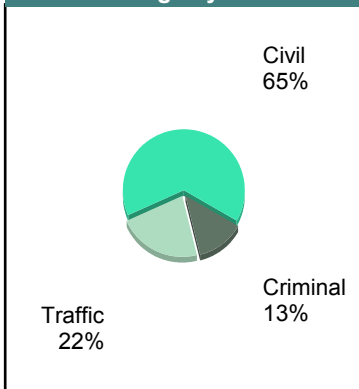


		<u>Filings</u>	<u>Hearings</u>	<u>Transactions</u>	<u>Concluded</u>	<u>Cont</u>
<u>Criminal</u>						
Capias	CA	5	16	16	5	11
Felony	F	25	96	96	34	62
Misdemeanor	M	25	75	75	37	38
Show Cause	SC	9	23	23	7	16
Criminal Total		64	210	210	83	127
<u>Traffic</u>						
Capias	CA	3	8	8	4	4
Civil Violation	CV	0	2	2	1	1
Infraction	I	73	57	88	71	17
Misdemeanor	M	25	65	65	27	38
Other	O	3	4	4	4	-
Restricted O/L	RL	1	1	1	1	-
Show Cause	SC	5	19	19	4	15
Traffic Total		110	156	187	112	75
<u>Civil</u>						
Abstract	AJ	2	0	2	2	-
Admin License	AL	3	0	3	3	-
Capias	CA	0	1	1	0	1
Detinue	DT	14	19	21	8	13
Garnishment	GA	22	0	22	22	-
Interrogatory	IN	50	34	52	18	34
Motion for Judgment	MJ	0	2	2	0	2
Other	OT	2	0	2	2	-
Protective Order	PO	5	0	5	5	-
Prelim Prot Order	PP	2	2	4	2	2
Show Cause	SC	1	1	1	0	1
Unlawful Detainer	UD	43	40	56	33	23
Warrant in Debt	WD	180	175	227	163	64
Civil Total		324	274	398	258	140
Waynesboro Totals		498	640	795	453	342

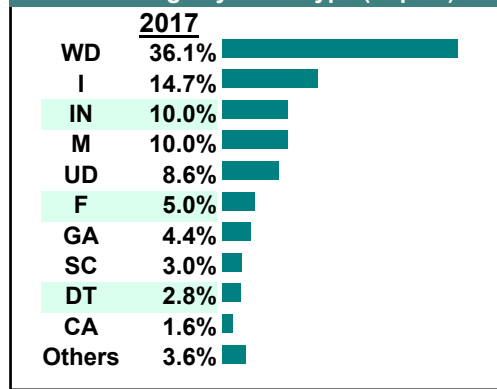
Calendared Filings with Top 12 Scheduled Times



% of Filings by Division

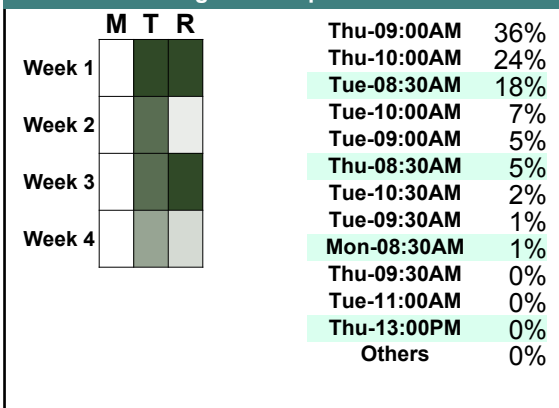


% of Filings by Case Type (Top 10)

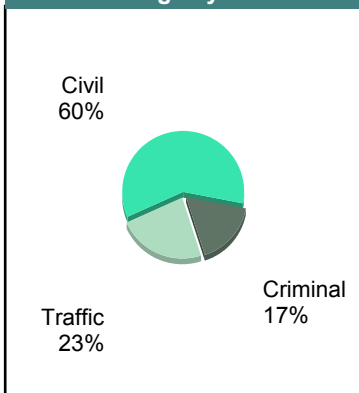


		<u>Filings</u>	<u>Hearings</u>	<u>Transactions</u>	<u>Concluded</u>	<u>Cont</u>
<u>Criminal</u>						
Capias	CA	8	14	14	7	7
Felony	F	40	80	80	30	50
Misdemeanor	M	40	79	85	27	58
Show Cause	SC	11	18	18	6	12
Criminal Total		99	191	197	70	127
<u>Traffic</u>						
Capias	CA	4	8	8	2	6
Civil Violation	CV	2	2	2	0	2
Infraction	I	81	56	98	85	13
Misdemeanor	M	25	53	53	14	39
Other	O	12	12	12	12	-
Restricted O/L	RL	4	4	4	4	-
Show Cause	SC	8	12	12	6	6
Traffic Total		136	147	189	123	66
<u>Civil</u>						
Abstract	AJ	1	0	1	1	-
Admin License	AL	3	0	3	3	-
Capias	CA	0	1	1	0	1
Detinue	DT	30	23	32	22	10
Garnishment	GA	37	0	37	37	-
Impoundment	IM	1	0	1	1	-
Interrogatory	IN	4	17	32	15	17
Prelim Prot Order	PP	1	0	3	3	-
Show Cause	SC	13	13	37	24	13
Unlawful Detainer	UD	38	49	67	50	17
Warrant in Debt	WD	219	210	287	212	75
Civil Total		347	313	501	368	133
Waynesboro Totals		582	651	887	561	326

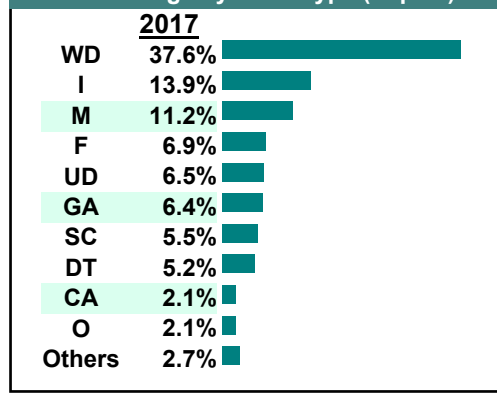
Calendared Filings with Top 12 Scheduled Times



% of Filings by Division



% of Filings by Case Type (Top 10)



CASELOAD STATISTICS OF THE GENERAL DISTRICT COURTS

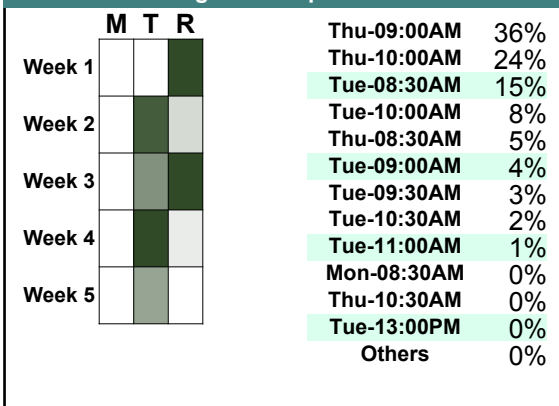
March 2017

Waynesboro

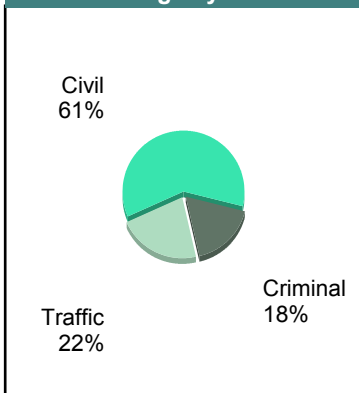
District: 25

		<u>Filings</u>	<u>Hearings</u>	<u>Transactions</u>	<u>Concluded</u>	<u>Cont</u>
<u>Criminal</u>						
Capias	CA	4	19	19	10	9
Felony	F	28	91	91	25	66
Misdemeanor	M	39	78	85	37	48
Show Cause	SC	5	19	19	10	9
Criminal Total		76	207	214	82	132
<u>Traffic</u>						
Capias	CA	3	19	19	11	8
Civil Violation	CV	0	1	1	1	-
Felony	F	0	2	2	2	-
Infraction	I	63	45	74	55	19
Misdemeanor	M	24	69	69	30	39
Other	O	4	4	4	4	-
Restricted O/L	RL	1	1	1	1	-
Show Cause	SC	0	20	20	14	6
Traffic Total		95	161	190	118	72
<u>Civil</u>						
Abstract	AJ	1	0	1	1	-
Admin License	AL	2	0	2	2	-
Capias	CA	2	0	2	2	-
Detinue	DT	21	23	39	32	7
Garnishment	GA	26	0	26	26	-
Impoundment	IM	1	0	1	1	-
Interrogatory	IN	13	23	34	11	23
Motion for Judgment	MJ	1	1	1	0	1
Other	OT	1	0	1	1	-
Protective Order	PO	1	0	1	1	-
Prelim Prot Order	PP	3	2	3	1	2
Show Cause	SC	15	19	34	15	19
Unlawful Detainer	UD	54	53	79	54	25
Warrant in Debt	WD	121	143	195	132	63
Civil Total		262	264	419	279	140
Waynesboro Totals		433	632	823	479	344

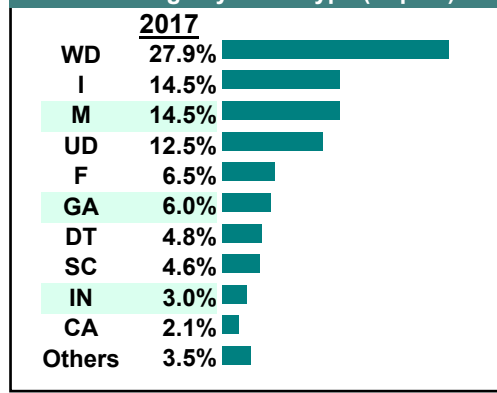
Calendared Filings with Top 12 Scheduled Times



% of Filings by Division



% of Filings by Case Type (Top 10)



CASELOAD STATISTICS OF THE GENERAL DISTRICT COURTS

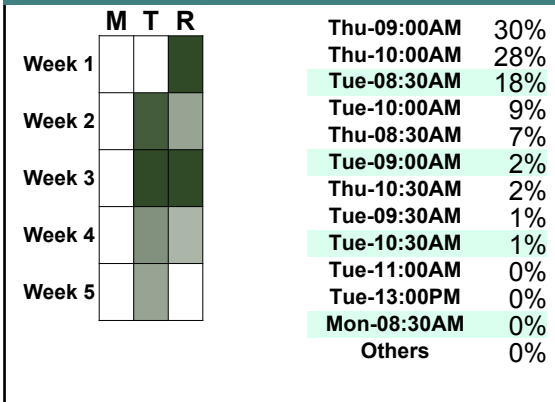
February 2017

Waynesboro

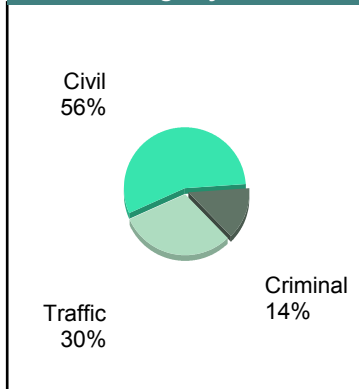
District: 25

		<u>Filings</u>	<u>Hearings</u>	<u>Transactions</u>	<u>Concluded</u>	<u>Cont</u>
<u>Criminal</u>						
Capias	CA	8	16	16	5	11
Felony	F	30	86	86	29	57
Misdemeanor	M	30	73	74	29	45
Show Cause	SC	7	18	18	10	8
Criminal Total		75	193	194	73	121
<u>Traffic</u>						
Capias	CA	12	23	23	6	17
Civil Violation	CV	0	2	2	1	1
Felony	F	1	3	3	1	2
Infraction	I	86	46	97	84	13
Misdemeanor	M	37	93	93	29	64
Other	O	12	12	12	12	-
Show Cause	SC	17	42	42	15	27
Traffic Total		165	221	272	148	124
<u>Civil</u>						
Abstract	AJ	1	0	1	1	-
Admin License	AL	0	0	1	1	-
Capias	CA	2	1	4	3	1
Custody Relief	CR	0	1	1	1	-
Detinue	DT	17	22	30	26	4
Garnishment	GA	34	0	34	34	-
Interrogatory	IN	15	29	52	23	29
Motion for Judgment	MJ	0	1	1	0	1
Protective Order	PO	0	0	1	1	-
Prelim Prot Order	PP	2	1	3	2	1
Show Cause	SC	30	24	46	22	24
Unlawful Detainer	UD	50	48	70	42	28
Warrant in Debt	WD	150	157	228	157	71
Civil Total		301	284	472	313	159
Waynesboro Totals		541	698	938	534	404

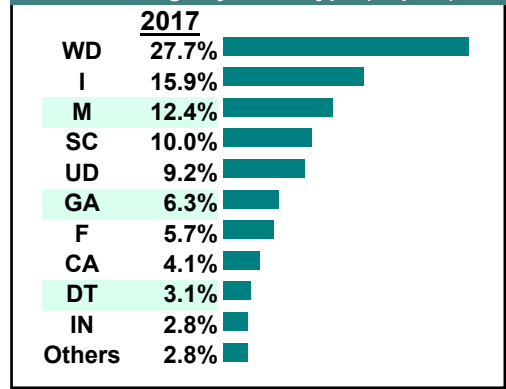
Calendared Filings with Top 12 Scheduled Times



% of Filings by Division



% of Filings by Case Type (Top 10)



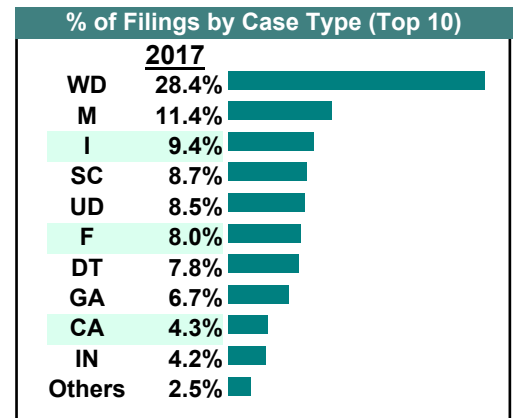
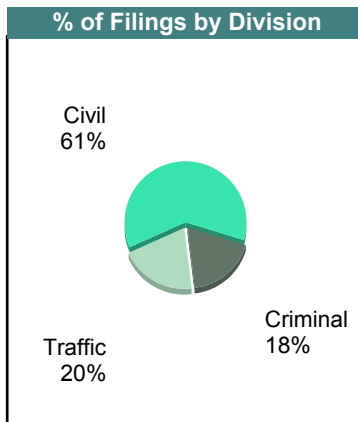
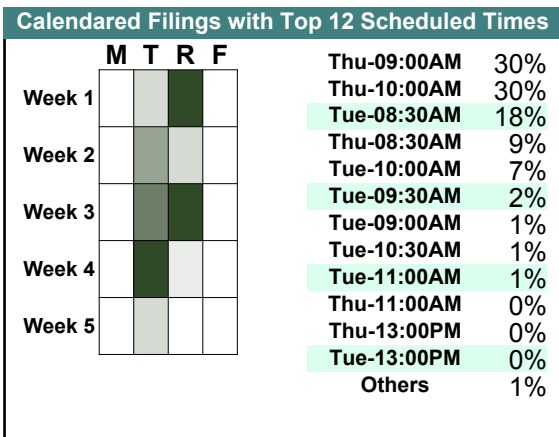
CASELOAD STATISTICS OF THE GENERAL DISTRICT COURTS

January 2017

Waynesboro

District: 25

		<u>Filings</u>	<u>Hearings</u>	<u>Transactions</u>	<u>Concluded</u>	<u>Cont</u>
<u>Criminal</u>						
Capias	CA	13	20	20	10	10
Felony	F	43	99	99	44	55
Misdemeanor	M	35	83	86	34	52
Show Cause	SC	10	21	21	5	16
Criminal Total		101	223	226	93	133
<u>Traffic</u>						
Capias	CA	7	18	18	9	9
Civil Violation	CV	2	2	2	0	2
Felony	F	1	2	2	0	2
Infraction	I	52	38	65	50	15
Misdemeanor	M	28	73	73	28	45
Restricted O/L	RL	1	1	1	1	-
Show Cause	SC	21	50	50	12	38
Traffic Total		112	184	211	100	111
<u>Civil</u>						
Abstract	AJ	1	0	1	1	-
Admin License	AL	4	1	4	3	1
Capias	CA	4	2	5	3	2
Custody Relief	CR	1	1	1	0	1
Detinue	DT	43	43	56	35	21
Garnishment	GA	37	0	38	38	-
Impoundment	IM	2	0	2	2	-
Interrogatory	IN	23	36	56	20	36
Motion for Judgment	MJ	1	1	1	0	1
Other	OT	2	0	2	2	-
Protective Order	PO	0	1	1	0	1
Prelim Prot Order	PP	0	0	2	2	-
Show Cause	SC	17	16	42	26	16
Tenants Assertion	TA	0	0	1	1	-
Unlawful Detainer	UD	47	38	68	50	18
Warrant in Debt	WD	157	169	220	149	71
Civil Total		339	308	500	332	168
Waynesboro Totals		552	715	937	525	412



Filings by Court & Division

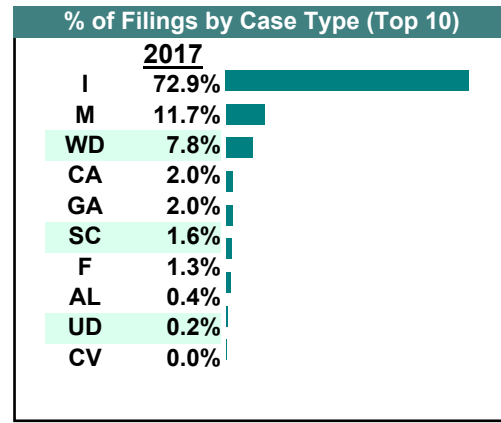
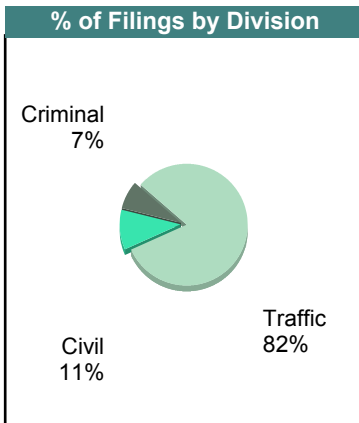
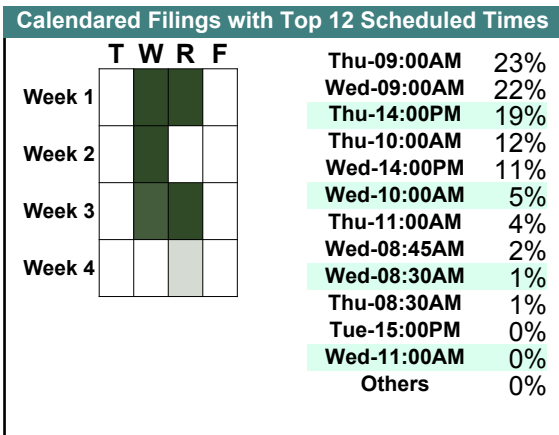
	Alleghany	Augusta	Bath	Botetourt	Buena Vista	Craig	Highland	Rockbridge	Staunton	Waynesboro	Total	
C	Misdemeanor	925 14%	1,419 21%	266 4%	869 13%	245 4%	151 2%	88 1%	1,219 18%	960 14%	528 8%	6,670
	Felony	189 6%	838 28%	24 1%	256 9%	146 5%	15 0%	20 1%	398 13%	595 20%	520 17%	3,001
	Show Cause	102 10%	351 33%	5 0%	117 11%	48 5%	15 1%	3 0%	182 17%	152 14%	77 7%	1,052
	Capias	32 4%	241 32%	9 1%	56 8%	23 3%	5 1%	- 0%	90 12%	175 24%	113 15%	744
	Civil Violation	20 14%	26 19%	4 3%	16 12%	6 4%	- 0%	1 1%	20 14%	46 33%	- 0%	139
	Motion	- 0%	- 0%	- 0%	11 24%	- 0%	- 0%	- 0%	- 0%	34 76%	- 0%	45
	Other	- 0%	3 100%	- 0%	- 0%	- 0%	- 0%	- 0%	- 0%	- 0%	- 0%	3
	Total	1,268 11%	2,878 25%	308 3%	1,325 11%	468 4%	186 2%	112 1%	1,909 16%	1,962 17%	1,238 11%	11,654
T	Infraction	5,408 13%	9,402 22%	1,876 4%	11,575 27%	1,180 3%	549 1%	645 2%	8,801 21%	2,466 6%	937 2%	42,839
	Misdemeanor	1,189 11%	1,943 17%	140 1%	2,228 20%	143 1%	151 1%	66 1%	4,435 40%	443 4%	434 4%	11,172
	Show Cause	19 4%	198 43%	- 0%	19 4%	18 4%	2 0%	1 0%	64 14%	35 8%	101 22%	457
	Capias	34 9%	123 32%	4 1%	6 2%	8 2%	1 0%	5 1%	65 17%	58 15%	79 21%	383
	Other	- 0%	119 44%	- 0%	- 0%	- 0%	- 0%	- 0%	1 0%	94 35%	58 21%	272
	Felony	6 5%	50 40%	2 2%	16 13%	2 2%	- 0%	- 0%	16 13%	16 13%	16 13%	124
	Civil Violation	1 3%	4 14%	- 0%	3 10%	2 7%	- 0%	- 0%	2 7%	- 0%	17 59%	29
	Restricted O/L	- 0%	- 0%	- 0%	5 18%	- 0%	- 0%	- 0%	- 0%	11 39%	12 43%	28
	Motion	- 0%	- 0%	- 0%	- 0%	- 0%	- 0%	- 0%	- 0%	8 100%	- 0%	8
	Total	6,657 12%	11,839 21%	2,022 4%	13,852 25%	1,353 2%	703 1%	717 1%	13,384 24%	3,131 6%	1,654 3%	55,312
V	Warrant in Debt	409 7%	1,005 17%	115 2%	452 8%	92 2%	63 1%	38 1%	649 11%	881 15%	2,173 37%	5,877
	Unlawful Detainer	148 7%	575 28%	11 1%	113 6%	65 3%	14 1%	1 0%	132 7%	355 18%	604 30%	2,018
	Garnishment	195 11%	313 17%	8 0%	123 7%	55 3%	22 1%	16 1%	232 13%	431 24%	408 23%	1,803
	Detinue	132 17%	126 16%	- 0%	12 2%	7 1%	4 1%	2 0%	93 12%	113 15%	277 36%	766
	Interrogatory	7 1%	74 16%	1 0%	52 11%	2 0%	6 1%	- 0%	30 6%	71 15%	224 48%	467

	Alleghany	Augusta	Bath	Botetourt	Buena Vista	Craig	Highland	Rockbridge	Staunton	Waynesboro	Total
V Admin License	52	78	6	63	18	6	4	52	54	41	374
	14%	21%	2%	17%	5%	2%	1%	14%	14%	11%	
Show Cause	1	40	-	-	-	-	-	30	45	202	318
	0%	13%	0%	0%	0%	0%	0%	9%	14%	64%	
Prelim Prot Order	32	72	-	18	9	3	4	29	25	46	238
	13%	30%	0%	8%	4%	1%	2%	12%	11%	19%	
Protective Order	13	66	4	21	7	4	1	22	22	22	182
	7%	36%	2%	12%	4%	2%	1%	12%	12%	12%	
Impoundment	7	14	2	26	2	1	-	29	10	5	96
	7%	15%	2%	27%	2%	1%	0%	30%	10%	5%	
Abstract	4	27	-	4	3	1	-	3	25	13	80
	5%	34%	0%	5%	4%	1%	0%	4%	31%	16%	
Other	2	11	2	15	2	-	-	8	7	11	58
	3%	19%	3%	26%	3%	0%	0%	14%	12%	19%	
Overweight	-	1	-	52	-	1	-	1	-	-	55
	0%	2%	0%	95%	0%	2%	0%	2%	0%	0%	
Capias	-	8	-	-	-	-	-	5	6	23	42
	0%	19%	0%	0%	0%	0%	0%	12%	14%	55%	
Bond Forfeiture	3	3	1	1	-	-	-	6	12	4	30
	10%	10%	3%	3%	0%	0%	0%	20%	40%	13%	
Motion for Judgment	-	11	-	-	-	-	-	-	3	3	17
	0%	65%	0%	0%	0%	0%	0%	0%	18%	18%	
Counter Claim	3	7	-	2	-	-	-	1	-	1	14
	21%	50%	0%	14%	0%	0%	0%	7%	0%	7%	
Petition-Restore Arms	3	2	-	1	-	-	-	-	2	-	8
	38%	25%	0%	13%	0%	0%	0%	0%	25%	0%	
Tenants Assertion	2	-	-	1	-	-	-	1	-	-	4
	50%	0%	0%	25%	0%	0%	0%	25%	0%	0%	
Custody Relief	-	-	-	2	-	-	-	-	-	1	3
	0%	0%	0%	67%	0%	0%	0%	0%	0%	33%	
Detinue Seizure	-	-	-	-	-	-	-	-	2	-	2
	0%	0%	0%	0%	0%	0%	0%	0%	100%	0%	
Third Party Claim	-	1	-	-	-	-	-	-	-	-	1
	0%	100%	0%	0%	0%	0%	0%	0%	0%	0%	
Zoning Viol	-	-	-	-	-	-	-	1	-	-	1
	0%	0%	0%	0%	0%	0%	0%	100%	0%	0%	
Total	1,013	2,434	150	958	262	125	66	1,324	2,064	4,058	12,454
	8%	20%	1%	8%	2%	1%	1%	11%	17%	33%	
Total	8,938	17,151	2,480	16,135	2,083	1,014	895	16,617	7,157	6,950	79,420
	11%	22%	3%	20%	3%	1%	1%	21%	9%	9%	

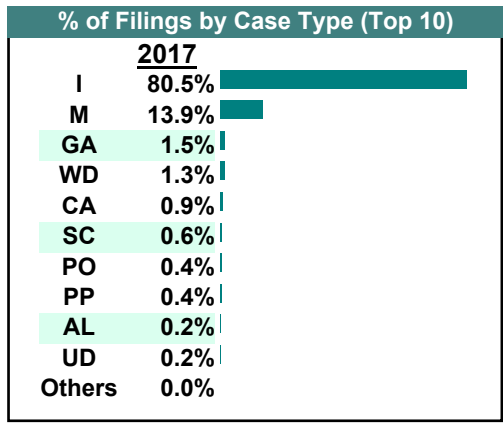
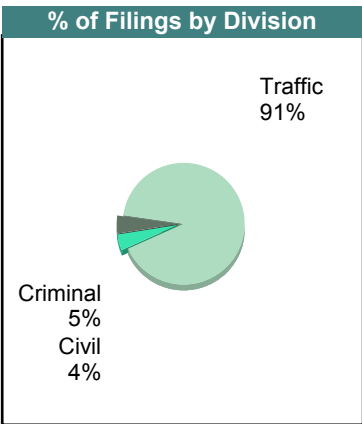
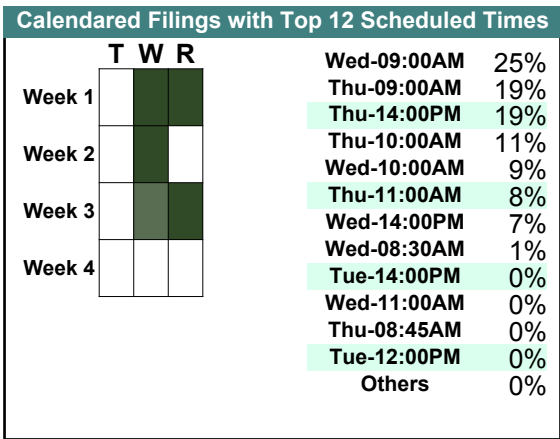
CASELOAD STATISTICS OF THE GENERAL DISTRICT COURTS

December 2017

		<u>Filings</u>	<u>Hearings</u>	<u>Transactions</u>	<u>Concluded</u>	<u>Cont</u>
<u>Criminal</u>						
Capias	CA	5	7	7	1	6
Civil Violation	CV	0	4	4	4	-
Felony	F	6	12	12	7	5
Misdemeanor	M	15	49	54	22	32
Show Cause	SC	7	13	13	1	12
Criminal Total		33	85	90	35	55
<u>Traffic</u>						
Capias	CA	4	5	5	0	5
Infraction	I	325	147	369	325	44
Misdemeanor	M	37	83	83	44	39
Traffic Total		366	235	457	369	88
<u>Civil</u>						
Admin License	AL	2	0	2	2	-
Garnishment	GA	9	1	10	9	1
Unlawful Detainer	UD	1	1	1	1	-
Warrant in Debt	WD	35	36	42	29	13
Civil Total		47	38	55	41	14
Clarke Totals		446	358	602	445	157



		<u>Filings</u>	<u>Hearings</u>	<u>Transactions</u>	<u>Concluded</u>	<u>Cont</u>
<u>Criminal</u>						
Capias	CA	4	5	5	2	3
Felony	F	0	25	25	8	17
Misdemeanor	M	17	61	66	25	41
Show Cause	SC	1	6	6	4	2
Criminal Total		22	97	102	39	63
<u>Traffic</u>						
Capias	CA	0	2	2	2	-
Infraction	I	376	208	451	405	46
Misdemeanor	M	48	103	103	59	44
Show Cause	SC	2	2	2	2	-
Traffic Total		426	315	558	468	90
<u>Civil</u>						
Admin License	AL	1	0	1	1	-
Bond Forfeiture	BF	0	0	1	1	-
Garnishment	GA	7	2	9	7	2
Protective Order	PO	2	2	4	2	2
Prelim Prot Order	PP	2	2	4	2	2
Unlawful Detainer	UD	1	2	2	1	1
Warrant in Debt	WD	6	12	15	8	7
Civil Total		19	20	36	22	14
Clarke Totals		467	432	696	529	167



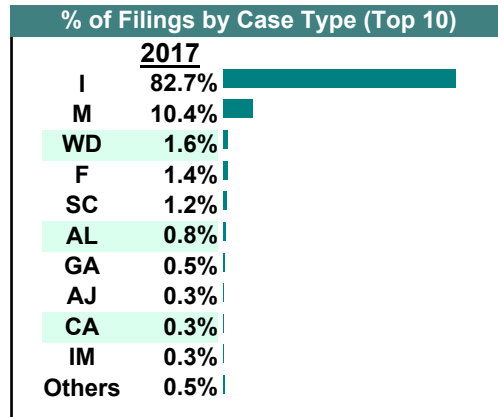
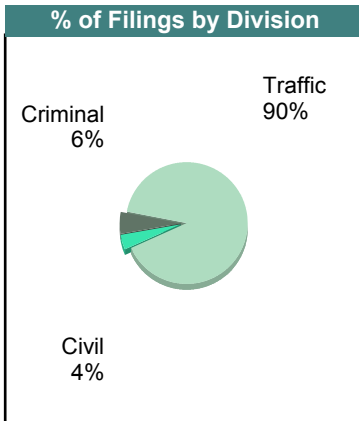
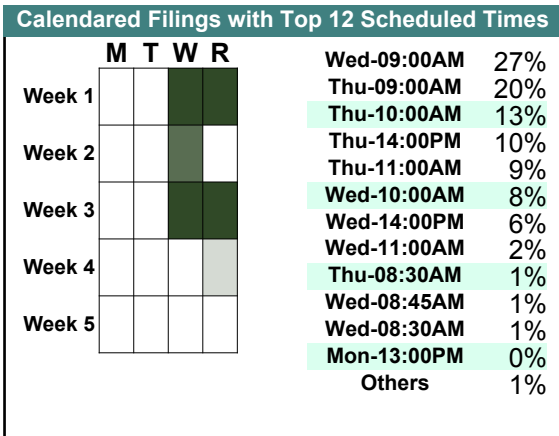
CASELOAD STATISTICS OF THE GENERAL DISTRICT COURTS

October 2017

Clarke

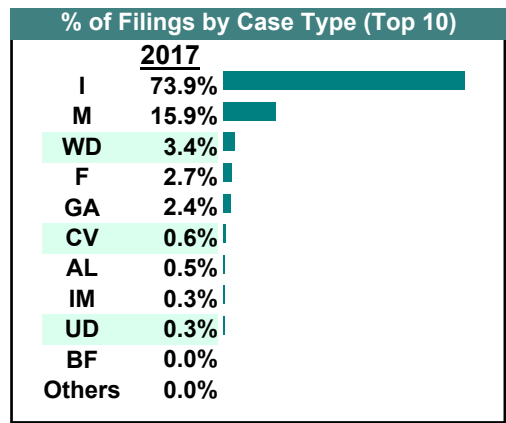
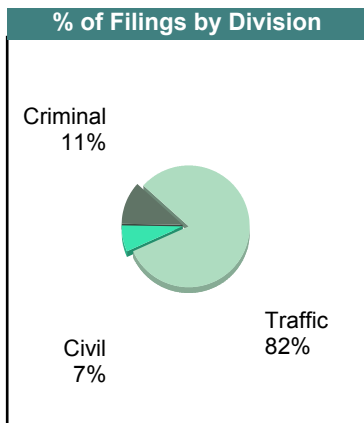
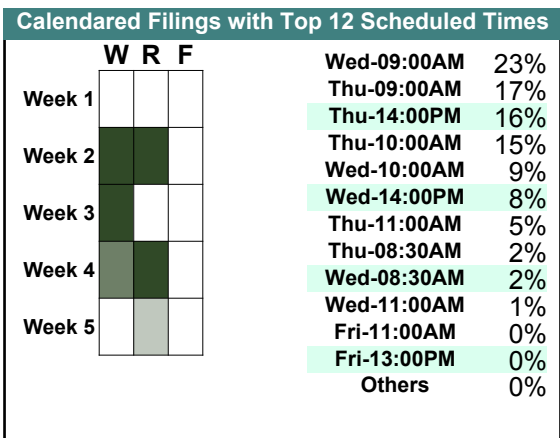
District: 26

		<u>Filings</u>	<u>Hearings</u>	<u>Transactions</u>	<u>Concluded</u>	<u>Cont</u>
<u>Criminal</u>						
Capias	CA	2	2	2	1	1
Civil Violation	CV	0	2	2	2	-
Felony	F	9	25	25	5	20
Misdemeanor	M	19	48	50	20	30
Show Cause	SC	7	7	7	3	4
Criminal Total		37	84	86	31	55
<u>Traffic</u>						
Capias	CA	0	2	2	0	2
Infraction	I	532	296	622	552	70
Misdemeanor	M	48	109	109	67	42
Show Cause	SC	1	1	1	1	-
Traffic Total		581	408	734	620	114
<u>Civil</u>						
Abstract	AJ	2	0	2	2	-
Admin License	AL	5	0	5	5	-
Garnishment	GA	3	0	3	3	-
Impoundment	IM	2	0	2	2	-
Protective Order	PO	1	0	1	1	-
Prelim Prot Order	PP	1	0	1	1	-
Unlawful Detainer	UD	1	2	3	2	1
Warrant in Debt	WD	10	12	19	15	4
Civil Total		25	14	36	31	5
Clarke Totals		643	506	856	682	174



CASELOAD STATISTICS OF THE GENERAL DISTRICT COURTS

		<u>Filings</u>	<u>Hearings</u>	<u>Transactions</u>	<u>Concluded</u>	<u>Cont</u>
<u>Criminal</u>						
Capias	CA	0	1	1	0	1
Civil Violation	CV	4	5	5	1	4
Felony	F	17	27	27	10	17
Misdemeanor	M	50	68	79	38	41
Show Cause	SC	0	7	7	2	5
Criminal Total		71	108	119	51	68
<u>Traffic</u>						
Infraction	I	461	258	546	484	62
Misdemeanor	M	49	109	109	54	55
Traffic Total		510	367	655	538	117
<u>Civil</u>						
Admin License	AL	3	0	3	3	-
Bond Forfeiture	BF	0	0	1	1	-
Garnishment	GA	15	3	16	13	3
Impoundment	IM	2	0	2	2	-
Unlawful Detainer	UD	2	3	4	2	2
Warrant in Debt	WD	21	33	41	25	16
Civil Total		43	39	67	46	21
Clarke Totals		624	514	841	635	206

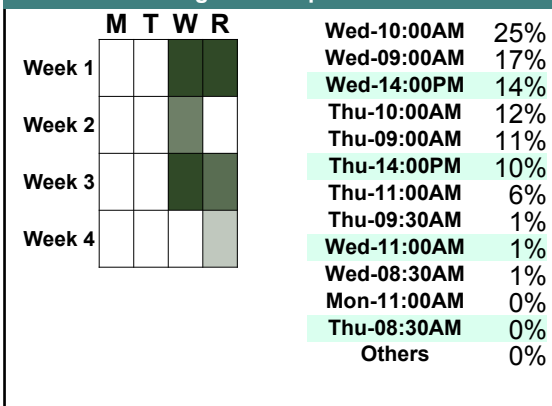


CASELOAD STATISTICS OF THE GENERAL DISTRICT COURTS

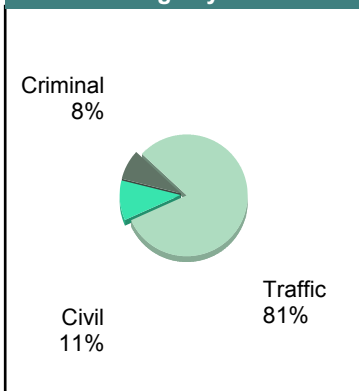
August 2017

		<u>Filings</u>	<u>Hearings</u>	<u>Transactions</u>	<u>Concluded</u>	<u>Cont</u>
<u>Criminal</u>						
Civil Violation	CV	1	2	2	0	2
Felony	F	4	21	21	4	17
Misdemeanor	M	38	55	66	36	30
Show Cause	SC	0	8	8	3	5
Criminal Total		43	86	97	43	54
<u>Traffic</u>						
Capias	CA	0	3	3	2	1
Felony	F	0	1	1	1	-
Infraction	I	367	215	417	338	79
Misdemeanor	M	75	112	112	52	60
Traffic Total		442	331	533	393	140
<u>Civil</u>						
Admin License	AL	2	0	2	2	-
Bond Forfeiture	BF	0	0	1	1	-
Garnishment	GA	8	0	10	10	-
Protective Order	PO	0	0	1	1	-
Prelim Prot Order	PP	0	0	1	1	-
Show Cause	SC	1	0	1	1	-
Unlawful Detainer	UD	4	4	6	5	1
Warrant in Debt	WD	43	41	54	36	18
Civil Total		58	45	76	57	19
Clarke Totals		543	462	706	493	213

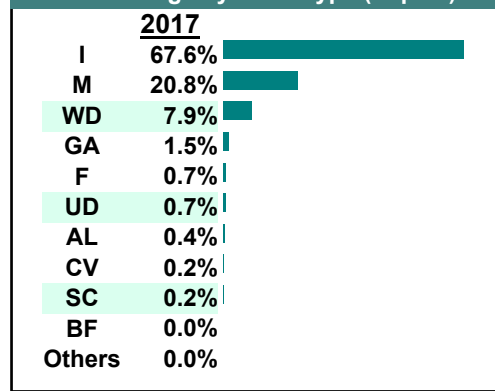
Calendared Filings with Top 12 Scheduled Times



% of Filings by Division



% of Filings by Case Type (Top 10)



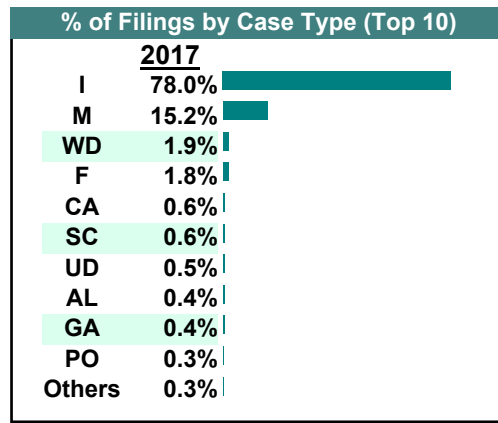
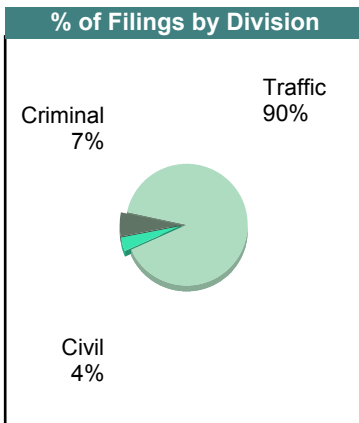
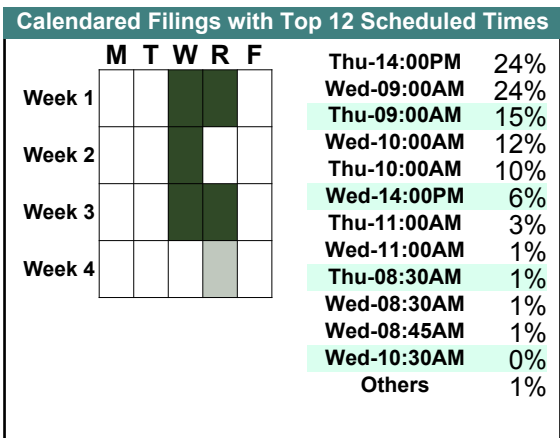
CASELOAD STATISTICS OF THE GENERAL DISTRICT COURTS

July 2017

Clarke

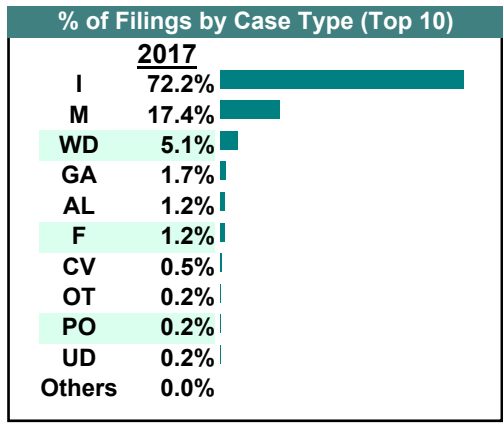
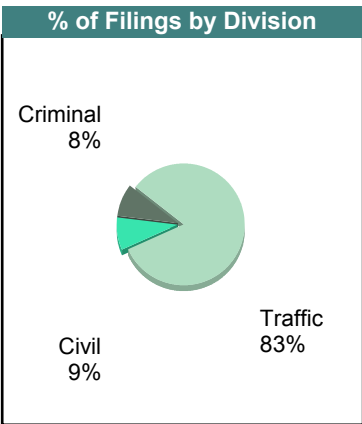
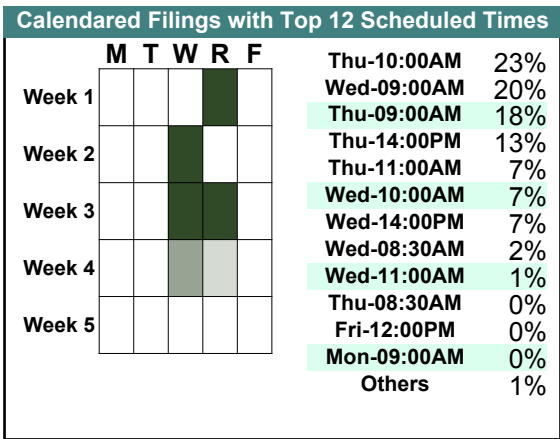
District: 26

		<u>Filings</u>	<u>Hearings</u>	<u>Transactions</u>	<u>Concluded</u>	<u>Cont</u>
<u>Criminal</u>						
Capias	CA	4	9	9	8	1
Civil Violation	CV	1	1	1	1	-
Felony	F	14	24	24	3	21
Misdemeanor	M	27	55	55	19	36
Show Cause	SC	5	12	12	6	6
Criminal Total		51	101	101	37	64
<u>Traffic</u>						
Capias	CA	1	4	4	0	4
Felony	F	0	2	2	2	-
Infraction	I	610	339	689	603	86
Misdemeanor	M	92	145	145	75	70
Traffic Total		703	490	840	680	160
<u>Civil</u>						
Admin License	AL	3	0	3	3	-
Bond Forfeiture	BF	0	0	1	1	-
Garnishment	GA	3	2	4	2	2
Impoundment	IM	1	0	1	1	-
Protective Order	PO	2	0	2	2	-
Prelim Prot Order	PP	0	0	2	2	-
Show Cause	SC	0	0	2	2	-
Unlawful Detainer	UD	4	4	4	1	3
Warrant in Debt	WD	15	15	21	14	7
Civil Total		28	21	40	28	12
Clarke Totals		782	612	981	745	236

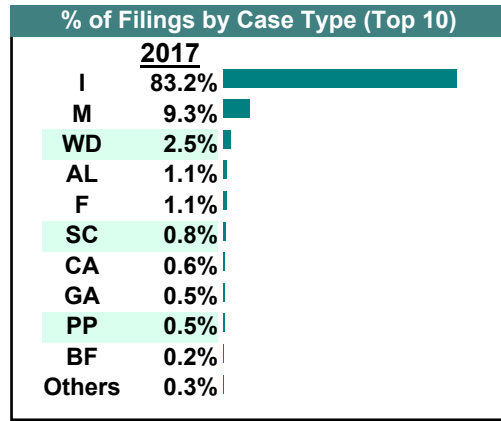
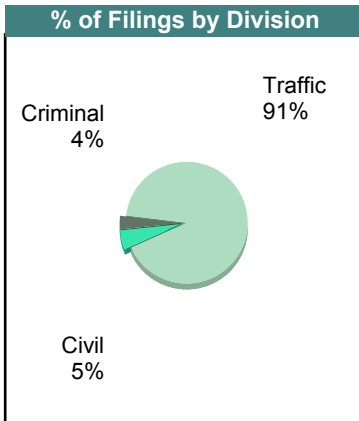
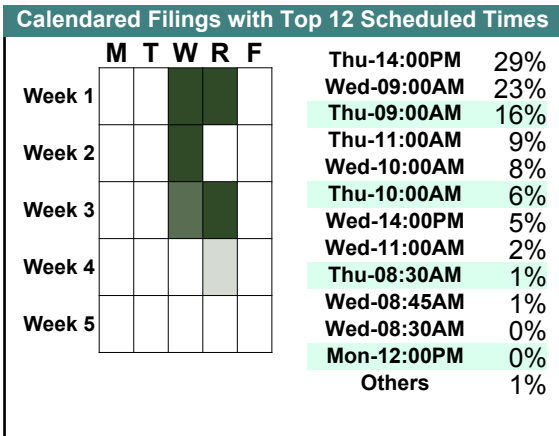


June 2017

		<u>Filings</u>	<u>Hearings</u>	<u>Transactions</u>	<u>Concluded</u>	<u>Cont</u>
<u>Criminal</u>						
Capias	CA	0	4	4	2	2
Civil Violation	CV	2	2	2	0	2
Felony	F	5	17	17	10	7
Misdemeanor	M	28	48	51	14	37
Criminal Total		35	71	74	26	48
<u>Traffic</u>						
Capias	CA	0	5	5	5	-
Felony	F	0	1	1	0	1
Infraction	I	298	156	343	291	52
Misdemeanor	M	44	81	81	31	50
Traffic Total		342	243	430	327	103
<u>Civil</u>						
Admin License	AL	5	0	5	5	-
Garnishment	GA	7	2	7	5	2
Other	OT	1	0	1	1	-
Protective Order	PO	1	1	1	0	1
Prelim Prot Order	PP	0	3	3	0	3
Unlawful Detainer	UD	1	1	1	1	-
Warrant in Debt	WD	21	41	69	48	21
Civil Total		36	48	87	60	27
Clarke Totals		413	362	591	413	178

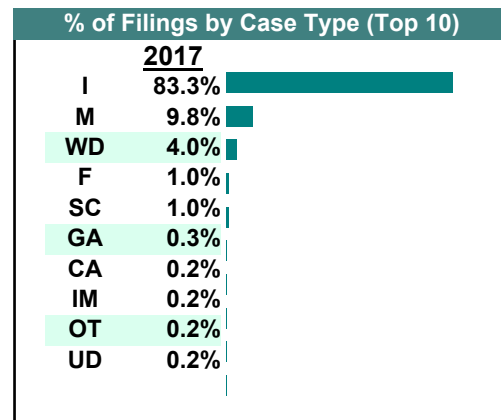
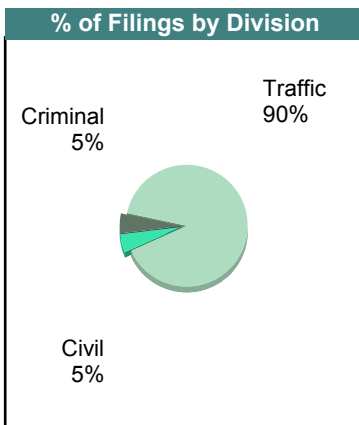
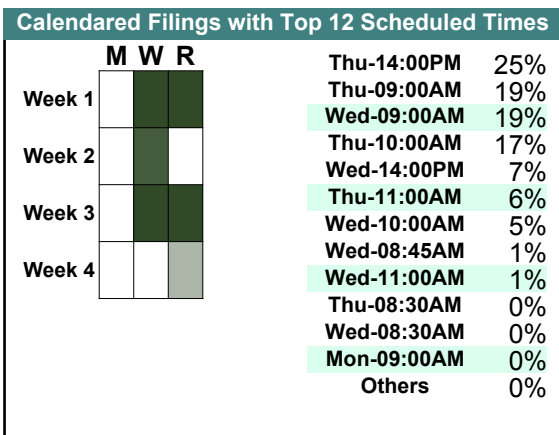


		<u>Filings</u>	<u>Hearings</u>	<u>Transactions</u>	<u>Concluded</u>	<u>Cont</u>
<u>Criminal</u>						
Capias	CA	2	5	5	1	4
Civil Violation	CV	0	3	3	3	-
Felony	F	4	21	21	12	9
Misdemeanor	M	14	44	45	20	25
Show Cause	SC	4	9	9	3	6
Criminal Total		24	82	83	39	44
<u>Traffic</u>						
Capias	CA	2	3	3	0	3
Felony	F	3	4	4	1	3
Infraction	I	536	271	587	511	76
Misdemeanor	M	46	110	110	63	47
Show Cause	SC	1	2	2	2	-
Traffic Total		588	390	706	577	129
<u>Civil</u>						
Admin License	AL	7	0	7	7	-
Bond Forfeiture	BF	1	1	1	0	1
Garnishment	GA	3	1	4	3	1
Interrogatory	IN	1	0	1	1	-
Prelim Prot Order	PP	3	3	3	0	3
Show Cause	SC	0	0	1	1	-
Unlawful Detainer	UD	1	1	1	1	-
Warrant in Debt	WD	16	19	27	17	10
Civil Total		32	25	45	30	15
Clarke Totals		644	497	834	646	188



April 2017

		<u>Filings</u>	<u>Hearings</u>	<u>Transactions</u>	<u>Concluded</u>	<u>Cont</u>
<u>Criminal</u>						
Capias	CA	1	5	5	4	1
Felony	F	6	22	22	7	15
Misdemeanor	M	20	44	45	13	32
Show Cause	SC	6	11	11	4	7
Criminal Total		33	82	83	28	55
<u>Traffic</u>						
Felony	F	0	1	1	1	-
Infraction	I	518	228	571	508	63
Misdemeanor	M	41	76	76	45	31
Traffic Total		559	305	648	554	94
<u>Civil</u>						
Garnishment	GA	2	0	4	4	-
Impoundment	IM	1	0	1	1	-
Other	OT	1	0	1	1	-
Unlawful Detainer	UD	1	2	2	2	-
Warrant in Debt	WD	25	28	34	9	25
Civil Total		30	30	42	17	25
Clarke Totals		622	417	773	599	174



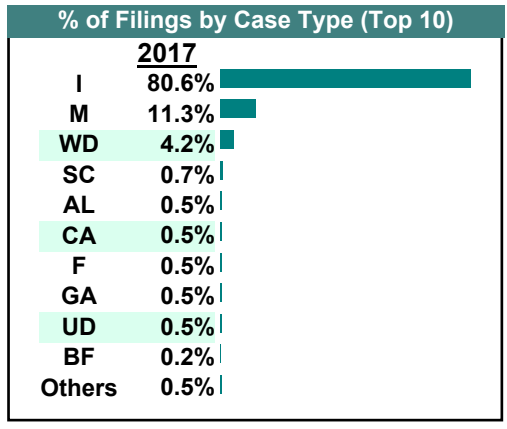
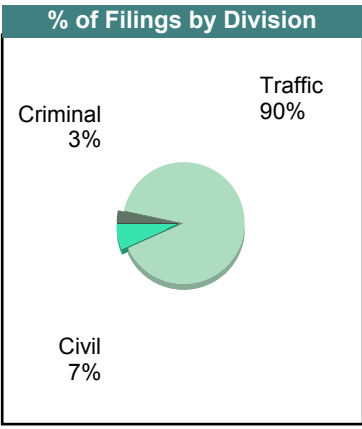
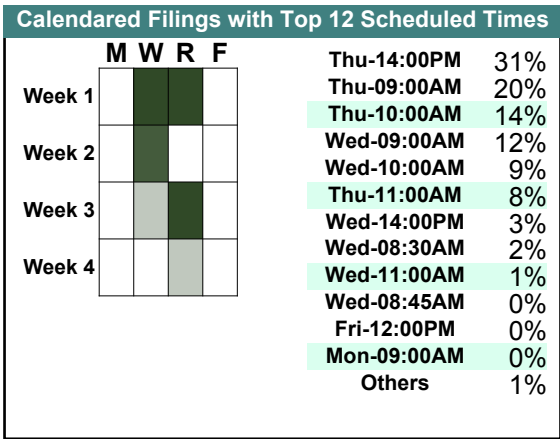
CASELOAD STATISTICS OF THE GENERAL DISTRICT COURTS

Clarke

District: 26

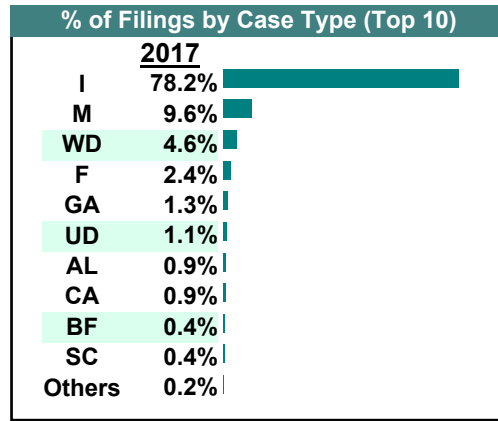
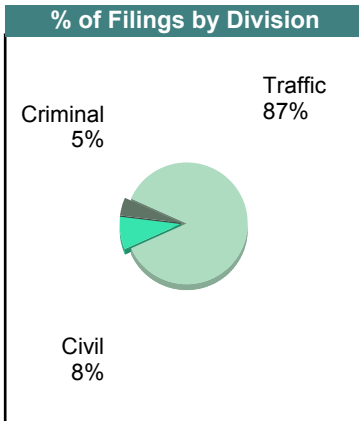
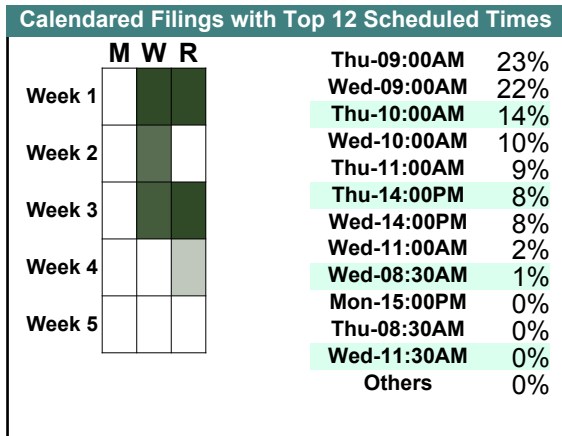
March 2017

		<u>Filings</u>	<u>Hearings</u>	<u>Transactions</u>	<u>Concluded</u>	<u>Cont</u>
<u>Criminal</u>						
Capias	CA	1	6	6	2	4
Civil Violation	CV	0	4	4	0	4
Felony	F	2	18	18	4	14
Misdemeanor	M	14	62	62	22	40
Show Cause	SC	3	12	12	4	8
Criminal Total		20	102	102	32	70
<u>Traffic</u>						
Capias	CA	2	4	4	0	4
Felony	F	1	3	3	0	3
Infraction	I	479	218	516	468	48
Misdemeanor	M	53	101	101	46	55
Show Cause	SC	0	1	1	0	1
Traffic Total		535	327	625	514	111
<u>Civil</u>						
Admin License	AL	3	0	3	3	-
Bond Forfeiture	BF	1	1	1	0	1
Garnishment	GA	3	0	5	5	-
Interrogatory	IN	0	0	1	1	-
Other	OT	1	0	1	1	-
Protective Order	PO	1	0	1	1	-
Prelim Prot Order	PP	1	1	2	1	1
Show Cause	SC	1	0	1	1	-
Unlawful Detainer	UD	3	4	5	4	1
Warrant in Debt	WD	25	30	43	32	11
Civil Total		39	36	63	49	14
Clarke Totals		594	465	790	595	195



February 2017

		<u>Filings</u>	<u>Hearings</u>	<u>Transactions</u>	<u>Concluded</u>	<u>Cont</u>
<u>Criminal</u>						
Capias	CA	3	6	6	3	3
Civil Violation	CV	0	3	3	3	-
Felony	F	10	34	34	13	21
Misdemeanor	M	7	35	36	15	21
Show Cause	SC	2	5	5	1	4
Criminal Total		22	83	84	35	49
<u>Traffic</u>						
Capias	CA	1	4	4	0	4
Felony	F	1	2	2	0	2
Infraction	I	359	186	402	352	50
Misdemeanor	M	37	78	78	24	54
Show Cause	SC	0	1	1	1	-
Traffic Total		398	271	487	377	110
<u>Civil</u>						
Admin License	AL	4	0	4	4	-
Bond Forfeiture	BF	2	3	4	2	2
Detinue	DT	0	1	1	1	-
Garnishment	GA	6	4	8	4	4
Impoundment	IM	1	0	1	1	-
Unlawful Detainer	UD	5	5	7	4	3
Warrant in Debt	WD	21	31	39	24	15
Civil Total		39	44	64	40	24
Clarke Totals		459	398	635	452	183



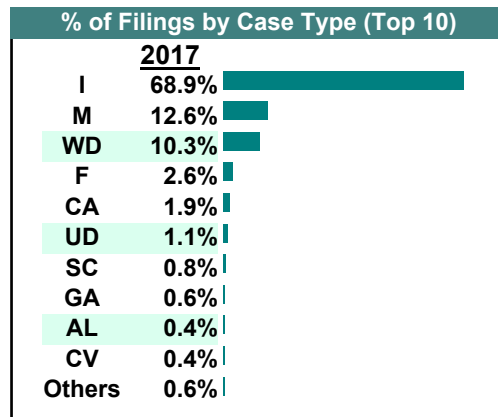
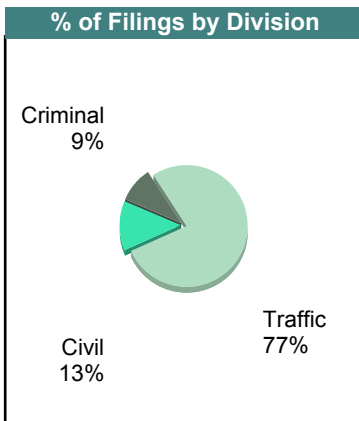
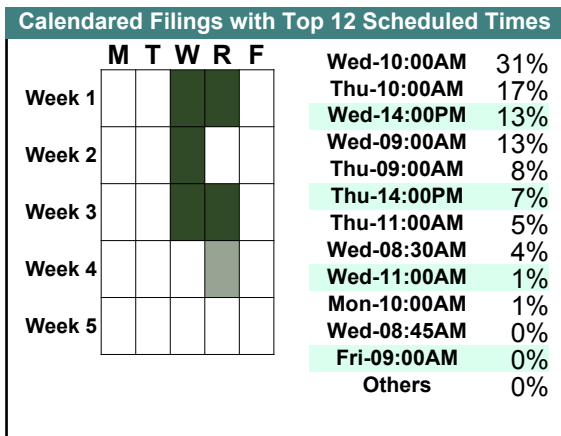
CASELOAD STATISTICS OF THE GENERAL DISTRICT COURTS

January 2017

Clarke

District: 26

		<u>Filings</u>	<u>Hearings</u>	<u>Transactions</u>	<u>Concluded</u>	<u>Cont</u>
<u>Criminal</u>						
Capias	CA	6	12	12	4	8
Civil Violation	CV	2	3	3	1	2
Felony	F	14	35	35	12	23
Misdemeanor	M	25	56	57	17	40
Show Cause	SC	3	9	9	3	6
Criminal Total		50	115	116	37	79
<u>Traffic</u>						
Capias	CA	4	5	5	0	5
Felony	F	0	1	1	1	-
Infraction	I	367	191	420	375	45
Misdemeanor	M	42	78	78	36	42
Show Cause	SC	0	1	1	0	1
Traffic Total		413	276	505	412	93
<u>Civil</u>						
Admin License	AL	2	0	2	2	-
Bond Forfeiture	BF	1	1	1	0	1
Garnishment	GA	3	0	3	3	-
Impoundment	IM	1	0	1	1	-
Other	OT	1	0	1	1	-
Show Cause	SC	1	1	1	0	1
Unlawful Detainer	UD	6	6	8	7	1
Warrant in Debt	WD	55	51	70	36	34
Civil Total		70	59	87	50	37
Clarke Totals		533	450	708	499	209



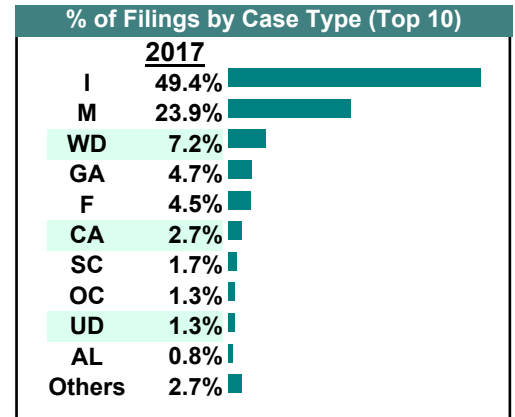
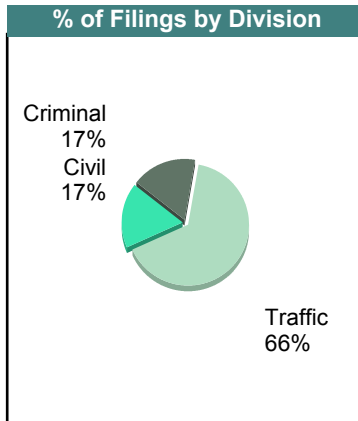
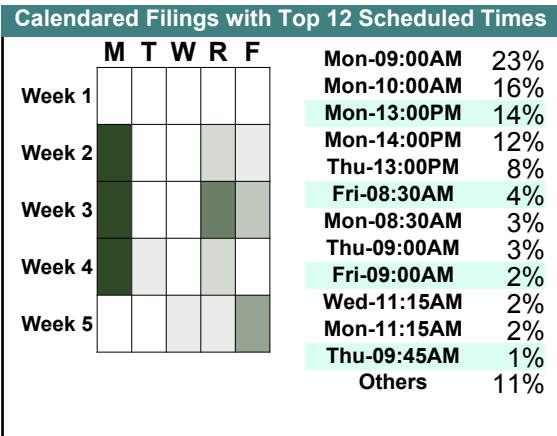
CASELOAD STATISTICS OF THE GENERAL DISTRICT COURTS

December 2017

Frederick

District: 26

		Filings	Hearings	Transactions	Concluded	Cont
<u>Criminal</u>						
Capias	CA	35	70	70	28	42
Civil Violation	CV	5	12	12	7	5
Felony	F	69	222	222	66	156
Misdemeanor	M	139	364	375	143	232
Motion	MO	3	3	3	3	-
Show Cause	SC	19	40	40	21	19
Criminal Total		270	711	722	268	454
<u>Traffic</u>						
Capias	CA	7	12	12	7	5
Civil Violation	CV	1	1	1	1	-
Felony	F	1	5	5	3	2
Infraction	I	773	481	859	756	103
Misdemeanor	M	236	375	375	205	170
Motion	MO	1	1	1	1	-
Show Cause	SC	7	11	11	3	8
Traffic Total		1,026	886	1,264	976	288
<u>Civil</u>						
Abstract	AJ	2	0	2	2	-
Admin License	AL	12	0	12	12	-
Bond Forfeiture	BF	1	0	1	1	-
Detinue	DT	1	1	1	0	1
Garnishment	GA	73	15	91	76	15
Impoundment	IM	5	0	5	5	-
Interrogatory	IN	3	3	5	2	3
Overweight	OC	20	19	28	9	19
Other	OT	8	0	8	8	-
Protective Order	PO	7	5	12	7	5
Prelim Prot Order	PP	4	1	4	3	1
Show Cause	SC	0	0	2	2	-
Tenants Assertion	TA	1	1	1	0	1
Unlawful Detainer	UD	20	26	39	32	7
Warrant in Debt	WD	113	121	158	116	42
Civil Total		270	192	369	275	94
Frederick Totals		1,566	1,789	2,355	1,519	836



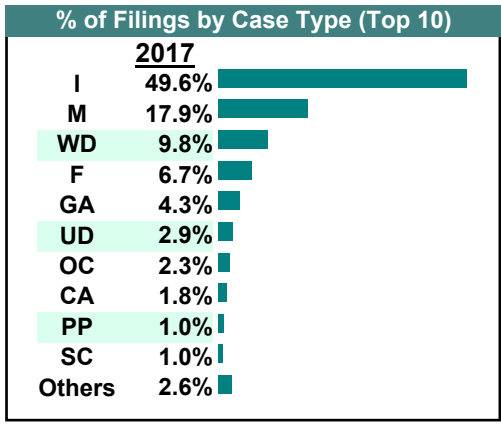
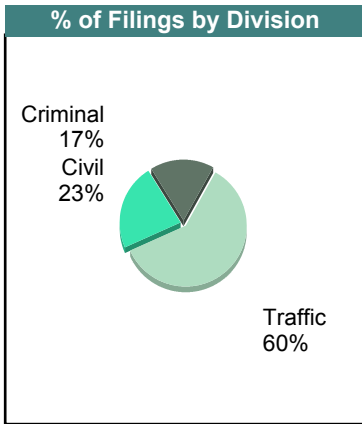
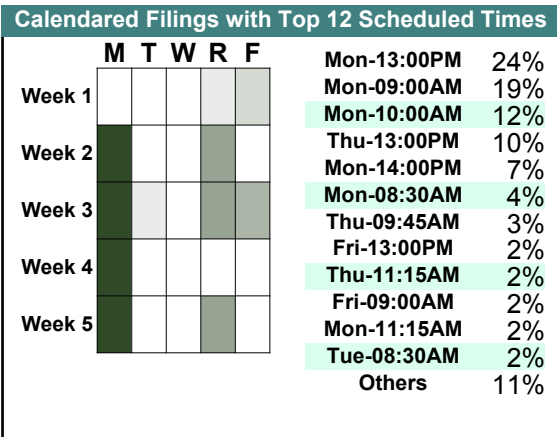
CASELOAD STATISTICS OF THE GENERAL DISTRICT COURTS

November 2017

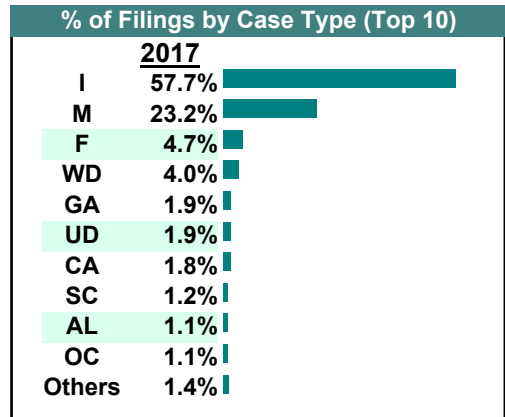
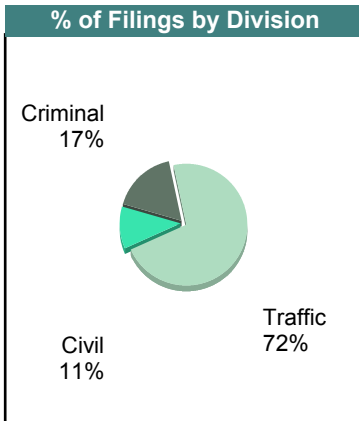
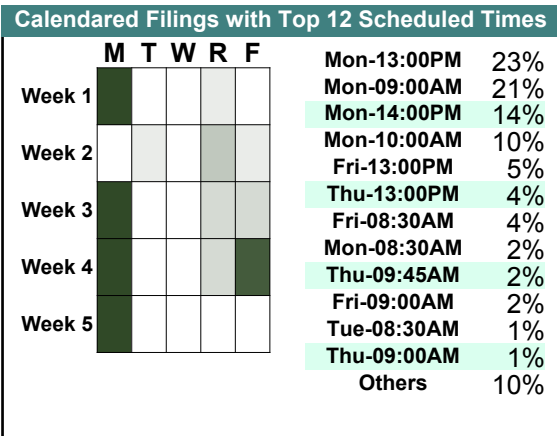
Frederick

District: 26

		<u>Filings</u>	<u>Hearings</u>	<u>Transactions</u>	<u>Concluded</u>	<u>Cont</u>
<u>Criminal</u>						
Capias	CA	18	41	41	16	25
Civil Violation	CV	2	9	9	4	5
Felony	F	86	181	181	50	131
Misdemeanor	M	111	335	341	140	201
Motion	MO	2	2	2	2	-
Show Cause	SC	7	13	13	6	7
Criminal Total		226	581	587	218	369
<u>Traffic</u>						
Capias	CA	6	17	17	7	10
Civil Violation	CV	1	1	1	1	-
Felony	F	4	10	10	4	6
Infraction	I	665	431	761	686	75
Misdemeanor	M	129	280	280	164	116
Restricted O/L	RL	1	1	1	1	-
Show Cause	SC	3	8	8	4	4
Traffic Total		809	748	1,078	867	211
<u>Civil</u>						
Abstract	AJ	2	0	2	2	-
Admin License	AL	8	0	8	8	-
Bond Forfeiture	BF	1	1	1	0	1
Detinue	DT	1	1	1	0	1
Garnishment	GA	58	17	67	50	17
Impoundment	IM	2	0	2	2	-
Interrogatory	IN	5	5	9	4	5
Overweight	OC	31	24	37	13	24
Protective Order	PO	10	6	11	5	6
Prelim Prot Order	PP	14	1	15	14	1
Show Cause	SC	3	3	4	2	2
Unlawful Detainer	UD	39	34	48	33	15
Warrant in Debt	WD	132	154	187	120	67
Civil Total		306	246	392	253	139
Frederick Totals		1,341	1,575	2,057	1,338	719



		Filings	Hearings	Transactions	Concluded	Cont
<u>Criminal</u>						
Capias	CA	22	72	72	24	48
Civil Violation	CV	1	16	16	9	7
Felony	F	71	187	187	58	129
Misdemeanor	M	152	411	417	158	259
Motion	MO	4	5	5	4	1
Show Cause	SC	14	31	31	10	21
Criminal Total		264	722	728	263	465
<u>Traffic</u>						
Capias	CA	6	9	9	3	6
Civil Violation	CV	0	1	1	1	-
Felony	F	2	10	10	5	5
Infraction	I	889	461	956	863	93
Misdemeanor	M	206	369	369	223	146
Show Cause	SC	3	4	4	2	2
Traffic Total		1,106	854	1,349	1,097	252
<u>Civil</u>						
Admin License	AL	17	0	17	17	-
Bond Forfeiture	BF	0	1	1	0	1
Detinue	DT	1	1	2	1	1
Garnishment	GA	30	9	38	29	9
Interrogatory	IN	2	2	3	1	2
Overweight	OC	17	9	39	30	9
Other	OT	2	0	3	3	-
Protective Order	PO	5	2	7	5	2
Prelim Prot Order	PP	7	1	8	7	1
Show Cause	SC	1	1	2	1	1
Unlawful Detainer	UD	29	26	39	24	15
Warrant in Debt	WD	61	74	103	71	32
Civil Total		172	126	262	189	73
Frederick Totals		1,542	1,702	2,339	1,549	790



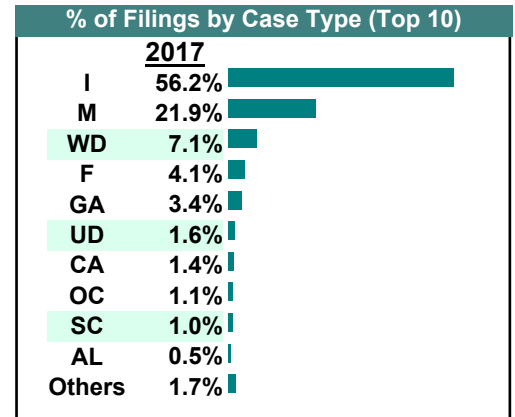
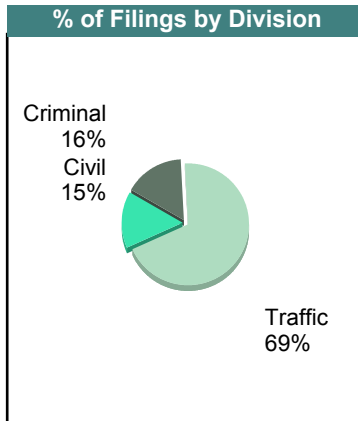
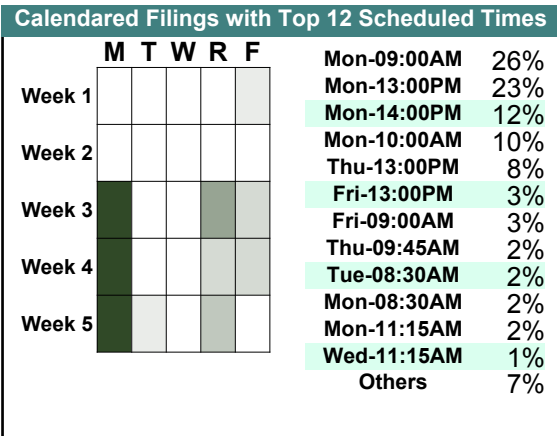
CASELOAD STATISTICS OF THE GENERAL DISTRICT COURTS

September 2017

Frederick

District: 26

		<u>Filings</u>	<u>Hearings</u>	<u>Transactions</u>	<u>Concluded</u>	<u>Cont</u>
<u>Criminal</u>						
Capias	CA	18	54	54	19	35
Civil Violation	CV	2	9	9	2	7
Felony	F	73	209	209	52	157
Misdemeanor	M	178	409	420	170	250
Motion	MO	6	6	6	6	-
Show Cause	SC	14	26	26	10	16
Criminal Total		291	713	724	259	465
<u>Traffic</u>						
Capias	CA	8	17	17	10	7
Civil Violation	CV	1	1	1	1	-
Felony	F	3	4	4	0	4
Infraction	I	1,033	615	1,145	1,051	94
Misdemeanor	M	224	377	377	214	163
Restricted O/L	RL	1	1	1	1	-
Show Cause	SC	3	6	6	2	4
Traffic Total		1,273	1,021	1,551	1,279	272
<u>Civil</u>						
Abstract	AJ	1	0	1	1	-
Admin License	AL	10	0	10	10	-
Bond Forfeiture	BF	1	1	1	0	1
Detinue	DT	1	1	3	2	1
Garnishment	GA	63	10	73	63	10
Impoundment	IM	3	0	3	3	-
Interrogatory	IN	0	2	4	2	2
Overweight	OC	20	13	21	8	13
Other	OT	2	1	2	1	1
Protective Order	PO	7	0	8	8	-
Prelim Prot Order	PP	7	0	7	7	-
Petition-Restore Arms	PR	0	0	2	2	-
Show Cause	SC	1	1	1	0	1
Unlawful Detainer	UD	29	27	38	27	11
Warrant in Debt	WD	130	132	164	109	55
Civil Total		275	188	338	243	95
Frederick Totals		1,839	1,922	2,613	1,781	832



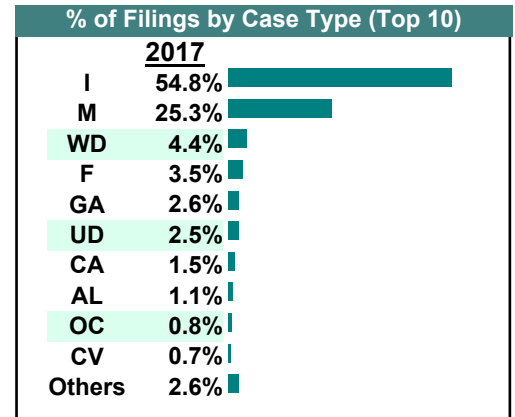
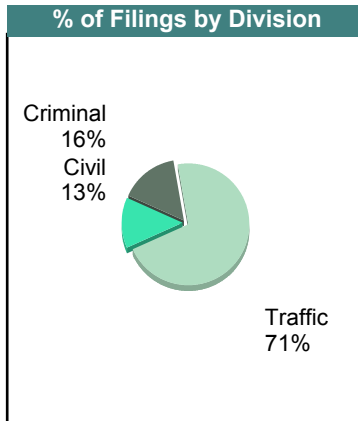
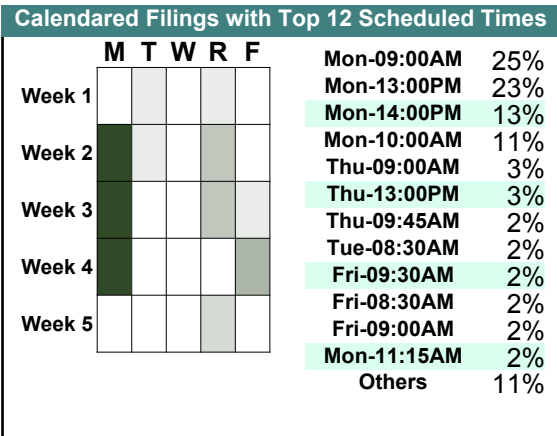
CASELOAD STATISTICS OF THE GENERAL DISTRICT COURTS

August 2017

Frederick

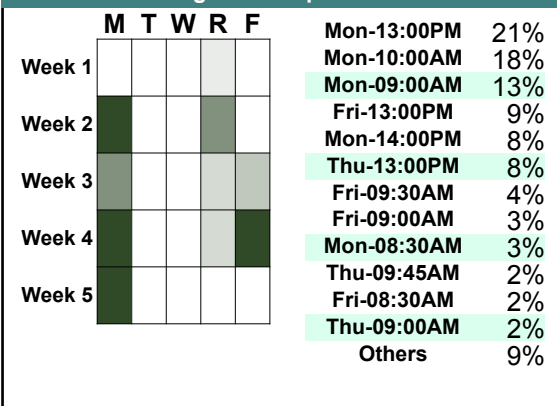
District: 26

		Filings	Hearings	Transactions	Concluded	Cont
<u>Criminal</u>						
Capias	CA	25	62	62	24	38
Civil Violation	CV	12	19	19	7	12
Felony	F	58	169	169	51	118
Misdemeanor	M	189	390	402	155	247
Motion	MO	3	3	3	3	-
Show Cause	SC	6	16	16	6	10
Criminal Total		293	659	671	246	425
<u>Traffic</u>						
Capias	CA	4	10	10	3	7
Civil Violation	CV	1	1	1	0	1
Felony	F	8	11	11	2	9
Infraction	I	1,026	589	1,105	1,028	77
Misdemeanor	M	285	392	392	237	155
Show Cause	SC	4	11	11	6	5
Traffic Total		1,328	1,014	1,530	1,276	254
<u>Civil</u>						
Abstract	AJ	1	0	1	1	-
Admin License	AL	21	0	21	21	-
Bond Forfeiture	BF	1	0	1	1	-
Detinue	DT	1	1	1	0	1
Garnishment	GA	49	10	60	50	10
Impoundment	IM	8	0	8	8	-
Interrogatory	IN	0	0	1	1	-
Overweight	OC	15	9	24	15	9
Other	OT	5	0	5	5	-
Protective Order	PO	6	2	6	4	2
Prelim Prot Order	PP	11	0	11	11	-
Petition-Restore Arms	PR	0	1	2	1	1
Show Cause	SC	1	0	3	3	-
Tenants Assertion	TA	1	1	2	1	1
Unlawful Detainer	UD	47	37	61	50	11
Warrant in Debt	WD	83	89	127	88	39
Civil Total		250	150	334	260	74
Frederick Totals		1,871	1,823	2,535	1,782	753

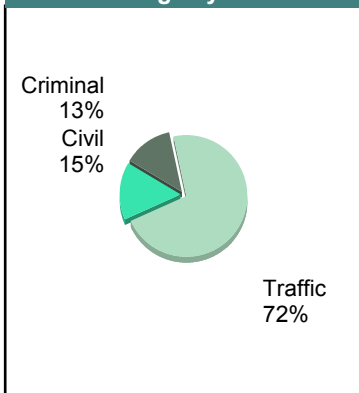


		<u>Filings</u>	<u>Hearings</u>	<u>Transactions</u>	<u>Concluded</u>	<u>Cont</u>
<u>Criminal</u>						
Capias	CA	14	47	47	22	25
Civil Violation	CV	4	8	8	1	7
Felony	F	53	146	146	52	94
Misdemeanor	M	137	354	358	112	246
Motion	MO	5	6	6	5	1
Show Cause	SC	12	30	30	18	12
Criminal Total		225	591	595	210	385
<u>Traffic</u>						
Capias	CA	3	6	6	3	3
Felony	F	5	10	10	1	9
Infraction	I	1,038	523	1,098	1,007	91
Misdemeanor	M	192	291	291	174	117
Motion	MO	1	1	1	1	-
Show Cause	SC	3	6	6	4	2
Traffic Total		1,242	837	1,412	1,190	222
<u>Civil</u>						
Abstract	AJ	1	0	1	1	-
Admin License	AL	12	0	12	12	-
Detinue	DT	0	1	1	1	-
Garnishment	GA	57	12	67	55	12
Impoundment	IM	4	0	4	4	-
Interrogatory	IN	6	5	7	2	5
Overweight	OC	16	8	19	11	8
Other	OT	3	0	3	3	-
Protective Order	PO	4	2	6	4	2
Prelim Prot Order	PP	4	0	5	5	-
Petition-Restore Arms	PR	3	2	4	2	2
Show Cause	SC	1	0	1	1	-
Unlawful Detainer	UD	29	23	39	32	7
Warrant in Debt	WD	126	135	163	119	44
Civil Total		266	188	332	252	80
Frederick Totals		1,733	1,616	2,339	1,652	687

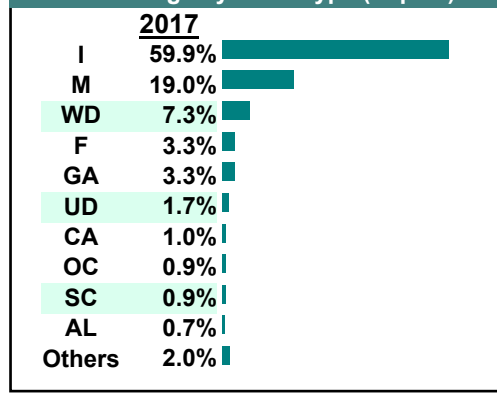
Calendared Filings with Top 12 Scheduled Times



% of Filings by Division



% of Filings by Case Type (Top 10)



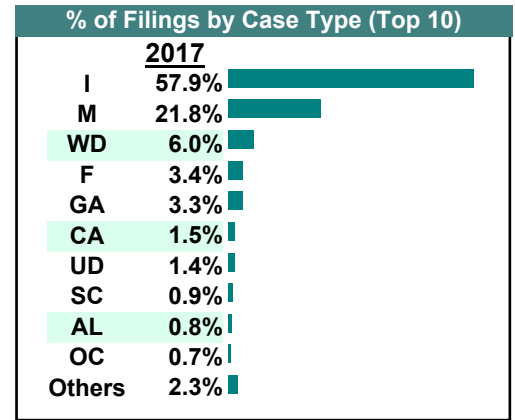
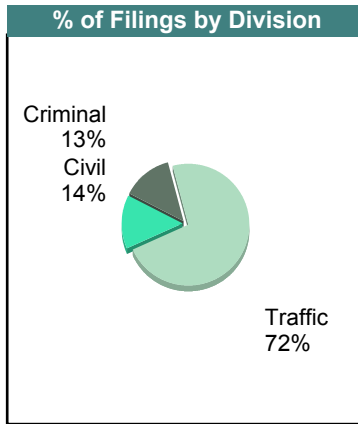
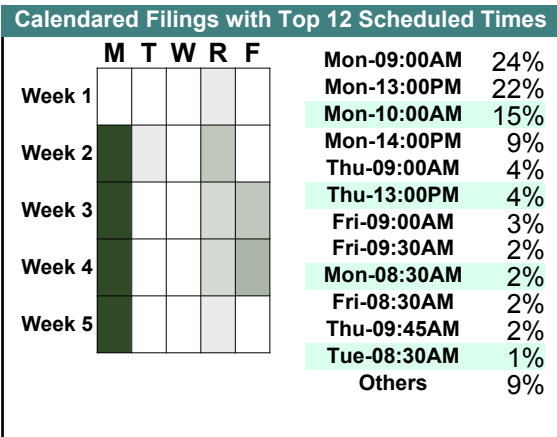
CASELOAD STATISTICS OF THE GENERAL DISTRICT COURTS

June 2017

Frederick

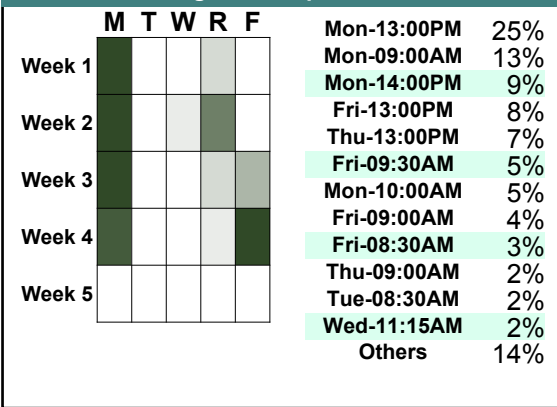
District: 26

		<u>Filings</u>	<u>Hearings</u>	<u>Transactions</u>	<u>Concluded</u>	<u>Cont</u>
<u>Criminal</u>						
Capias	CA	26	87	87	21	66
Civil Violation	CV	2	8	8	3	5
Felony	F	67	233	233	103	130
Misdemeanor	M	150	390	397	147	250
Motion	MO	3	3	3	3	-
Show Cause	SC	11	28	28	11	17
Criminal Total		259	749	756	288	468
<u>Traffic</u>						
Capias	CA	3	12	12	5	7
Felony	F	0	6	6	2	4
Infraction	I	1,126	627	1,193	1,092	101
Misdemeanor	M	274	373	376	234	142
Restricted O/L	RL	2	2	2	2	-
Show Cause	SC	3	12	12	3	9
Traffic Total		1,408	1,032	1,601	1,338	263
<u>Civil</u>						
Abstract	AJ	7	0	7	7	-
Admin License	AL	15	0	15	15	-
Detinue	DT	1	2	2	1	1
Garnishment	GA	64	9	78	69	9
Impoundment	IM	3	0	3	3	-
Interrogatory	IN	3	2	8	6	2
Overweight	OC	13	10	16	6	10
Other	OT	6	0	6	6	-
Protective Order	PO	9	2	10	8	2
Prelim Prot Order	PP	6	0	6	6	-
Petition-Restore Arms	PR	3	2	3	1	2
Show Cause	SC	4	2	7	5	2
Unlawful Detainer	UD	28	25	36	19	17
Warrant in Debt	WD	116	119	156	114	42
Civil Total		278	173	353	266	87
Frederick Totals		1,945	1,954	2,710	1,892	818

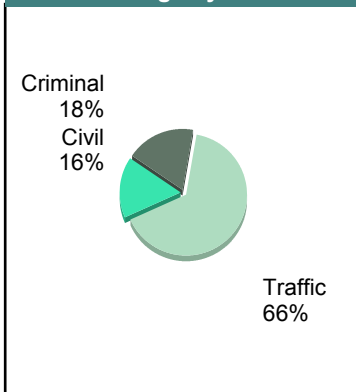


		Filings	Hearings	Transactions	Concluded	Cont
<u>Criminal</u>						
Capias	CA	22	66	66	25	41
Civil Violation	CV	7	8	8	2	6
Felony	F	72	171	171	53	118
Misdemeanor	M	148	319	328	127	201
Motion	MO	6	6	6	6	-
Show Cause	SC	6	26	26	14	12
Criminal Total		261	596	605	227	378
<u>Traffic</u>						
Capias	CA	5	7	7	3	4
Felony	F	3	6	6	3	3
Infraction	I	756	385	833	773	60
Misdemeanor	M	163	274	274	159	115
Show Cause	SC	7	7	7	4	3
Traffic Total		934	679	1,127	942	185
<u>Civil</u>						
Abstract	AJ	4	0	4	4	-
Admin License	AL	22	0	22	22	-
Bond Forfeiture	BF	3	0	3	3	-
Detinue	DT	1	3	3	0	3
Garnishment	GA	53	7	62	55	7
Impoundment	IM	2	0	2	2	-
Interrogatory	IN	0	1	2	1	1
Overweight	OC	5	1	8	7	1
Other	OT	9	0	9	9	-
Protective Order	PO	9	0	9	9	-
Prelim Prot Order	PP	10	1	11	10	1
Show Cause	SC	2	2	2	0	2
Unlawful Detainer	UD	32	21	39	30	9
Warrant in Debt	WD	77	88	120	77	43
Civil Total		229	124	296	229	67
Frederick Totals		1,424	1,399	2,028	1,398	630

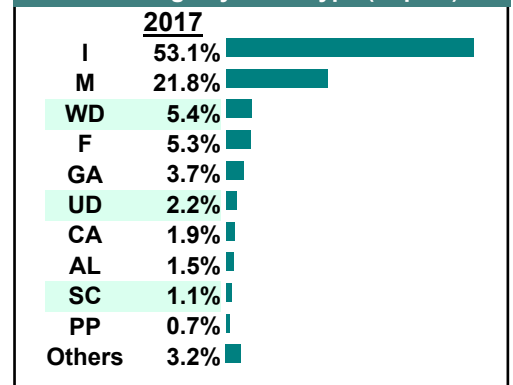
Calendared Filings with Top 12 Scheduled Times



% of Filings by Division




% of Filings by Case Type (Top 10)

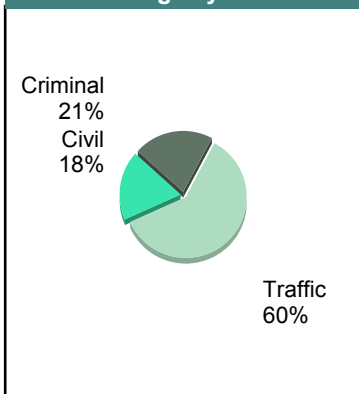


		Filings	Hearings	Transactions	Concluded	Cont
<u>Criminal</u>						
Capias	CA	32	62	62	18	44
Civil Violation	CV	5	11	11	6	5
Felony	F	64	170	171	36	135
Misdemeanor	M	137	341	347	109	238
Motion	MO	6	6	6	6	-
Show Cause	SC	19	31	31	13	18
Criminal Total		263	621	628	188	440
<u>Traffic</u>						
Capias	CA	7	23	23	8	15
Felony	F	4	11	11	5	6
Infraction	I	603	358	687	619	68
Misdemeanor	M	126	236	236	141	95
Restricted O/L	RL	3	3	3	3	-
Show Cause	SC	6	8	8	4	4
Traffic Total		749	639	968	780	188
<u>Civil</u>						
Abstract	AJ	2	0	2	2	-
Admin License	AL	19	0	19	19	-
Detinue	DT	0	1	2	1	1
Garnishment	GA	50	14	64	50	14
Impoundment	IM	5	0	5	5	-
Interrogatory	IN	5	6	8	2	6
Overweight	OC	3	2	7	5	2
Other	OT	2	0	3	3	-
Protective Order	PO	2	1	4	3	1
Prelim Prot Order	PP	8	1	8	7	1
Show Cause	SC	1	2	2	1	1
Unlawful Detainer	UD	18	18	28	21	7
Warrant in Debt	WD	112	114	152	101	51
Civil Total		227	159	304	220	84
Frederick Totals		1,239	1,419	1,900	1,188	712

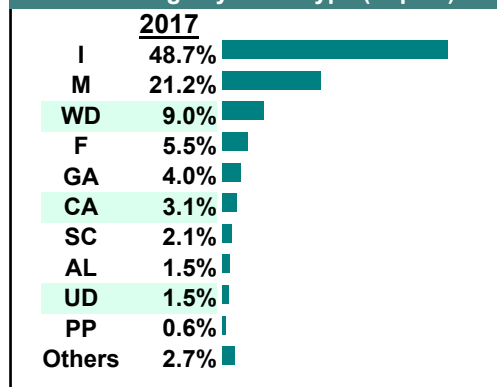
Calendared Filings with Top 12 Scheduled Times



% of Filings by Division



% of Filings by Case Type (Top 10)



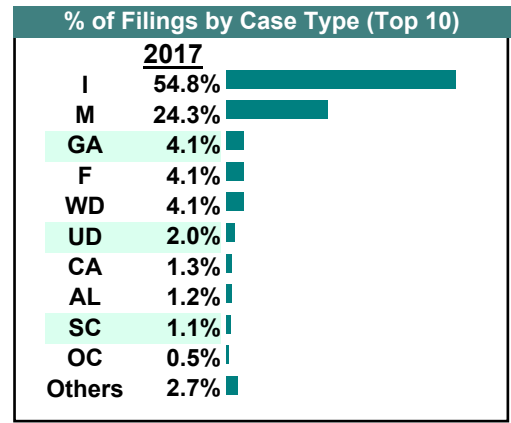
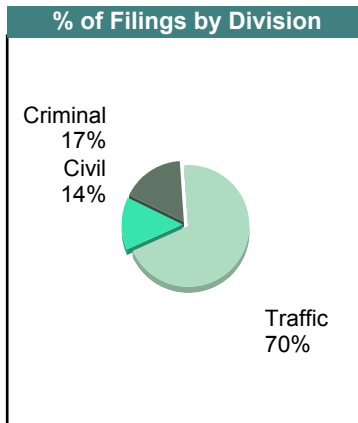
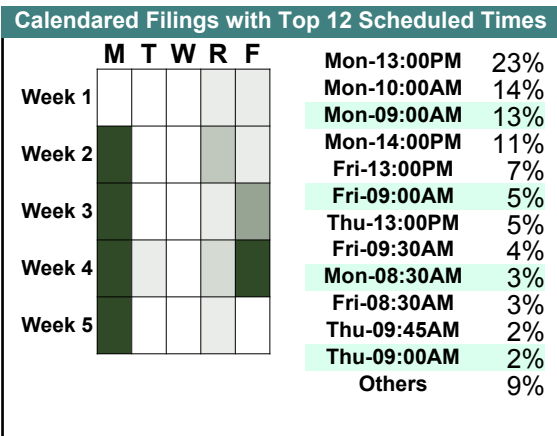
CASELOAD STATISTICS OF THE GENERAL DISTRICT COURTS

March 2017

Frederick

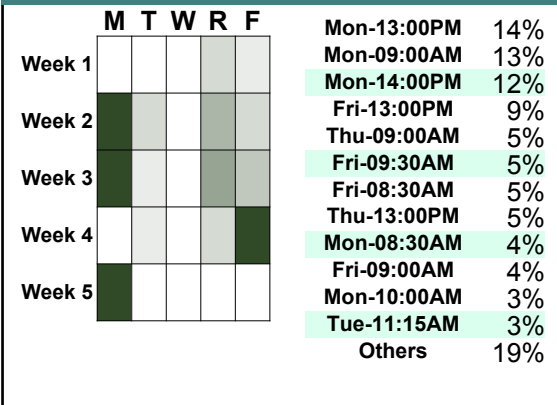
District: 26

		<u>Filings</u>	<u>Hearings</u>	<u>Transactions</u>	<u>Concluded</u>	<u>Cont</u>
<u>Criminal</u>						
Capias	CA	15	42	42	17	25
Civil Violation	CV	4	10	10	3	7
Felony	F	61	169	172	58	114
Misdemeanor	M	169	380	383	134	249
Motion	MO	3	3	3	3	-
Show Cause	SC	15	31	31	19	12
Criminal Total		267	635	641	234	407
<u>Traffic</u>						
Capias	CA	5	12	12	4	8
Civil Violation	CV	1	1	1	1	-
Felony	F	4	7	7	1	6
Infraction	I	876	453	950	859	91
Misdemeanor	M	219	341	341	199	142
Motion	MO	2	2	2	2	-
Other	O	3	3	3	3	-
Restricted O/L	RL	1	1	1	1	-
Show Cause	SC	1	5	5	3	2
Traffic Total		1,112	825	1,322	1,073	249
<u>Civil</u>						
Abstract	AJ	4	0	4	4	-
Admin License	AL	19	0	19	19	-
Bond Forfeiture	BF	0	2	3	2	1
Detinue	DT	1	1	1	0	1
Garnishment	GA	66	14	76	62	14
Impoundment	IM	6	0	6	6	-
Interrogatory	IN	4	4	7	3	4
Overweight	OC	8	6	14	8	6
Other	OT	4	1	5	4	1
Protective Order	PO	6	2	10	8	2
Prelim Prot Order	PP	4	0	4	4	-
Show Cause	SC	1	1	3	3	-
Unlawful Detainer	UD	32	34	48	36	12
Warrant in Debt	WD	65	80	113	84	29
Civil Total		220	145	313	243	70
Frederick Totals		1,599	1,605	2,276	1,550	726

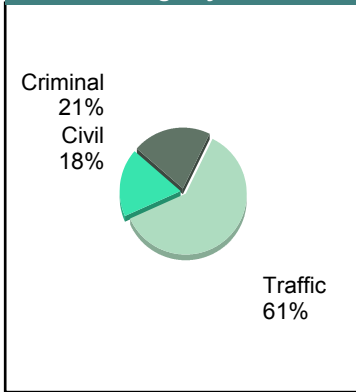


		<u>Filings</u>	<u>Hearings</u>	<u>Transactions</u>	<u>Concluded</u>	<u>Cont</u>
<u>Criminal</u>						
Capias	CA	30	61	61	25	36
Civil Violation	CV	4	9	9	0	9
Felony	F	93	182	182	48	134
Misdemeanor	M	140	330	333	114	219
Motion	MO	2	2	2	2	-
Show Cause	SC	24	55	55	29	26
Criminal Total		293	639	642	218	424
<u>Traffic</u>						
Capias	CA	2	9	9	5	4
Civil Violation	CV	1	2	2	2	-
Felony	F	2	6	6	1	5
Infraction	I	677	388	759	687	72
Misdemeanor	M	168	294	294	176	118
Show Cause	SC	6	6	6	2	4
Traffic Total		856	705	1,076	873	203
<u>Civil</u>						
Admin License	AL	18	0	18	18	-
Bond Forfeiture	BF	0	2	3	1	2
Detinue	DT	2	1	2	1	1
Garnishment	GA	48	11	57	46	11
Impoundment	IM	10	0	10	10	-
Interrogatory	IN	2	2	5	3	2
Overweight	OC	6	3	13	10	3
Other	OT	9	1	9	8	1
Protective Order	PO	4	1	8	7	1
Prelim Prot Order	PP	10	0	11	11	-
Petition-Restore Arms	PR	1	0	2	2	-
Show Cause	SC	1	3	4	1	3
Unlawful Detainer	UD	32	28	40	27	13
Warrant in Debt	WD	110	126	150	90	60
Civil Total		253	178	332	235	97
Frederick Totals		1,402	1,522	2,050	1,326	724

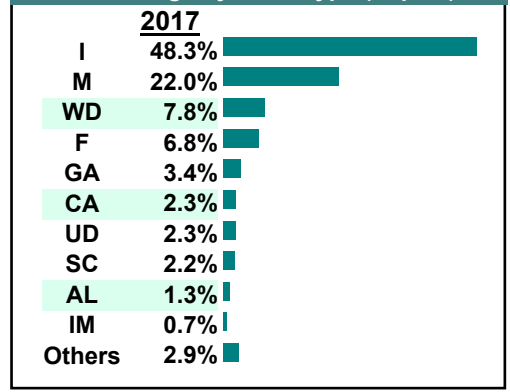
Calendared Filings with Top 12 Scheduled Times



% of Filings by Division



% of Filings by Case Type (Top 10)



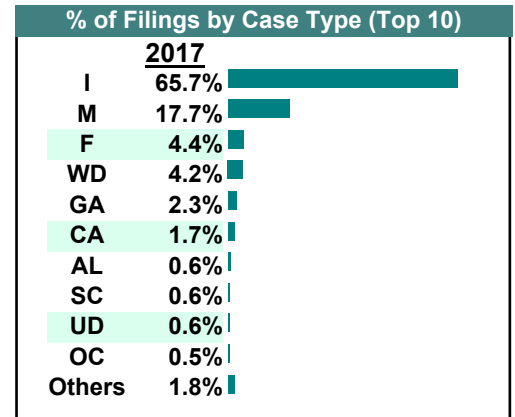
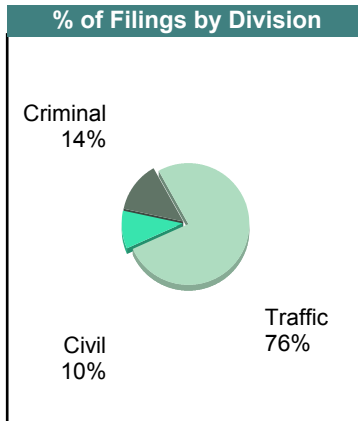
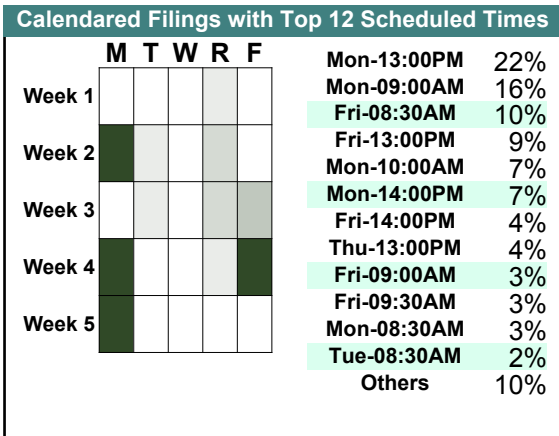
CASELOAD STATISTICS OF THE GENERAL DISTRICT COURTS

January 2017

Frederick

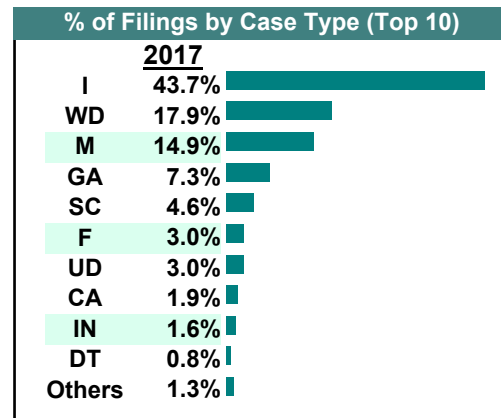
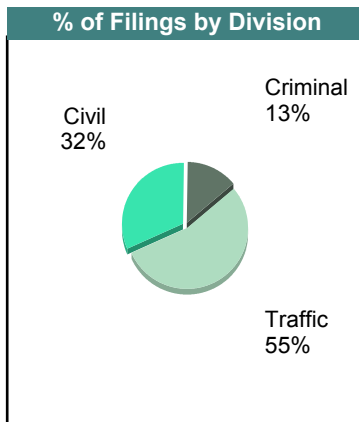

District: 26

		<u>Filings</u>	<u>Hearings</u>	<u>Transactions</u>	<u>Concluded</u>	<u>Cont</u>
<u>Criminal</u>						
Capias	CA	21	48	48	20	28
Civil Violation	CV	2	7	7	5	2
Felony	F	68	164	164	43	121
Misdemeanor	M	120	312	326	135	191
Show Cause	SC	6	10	10	4	6
Criminal Total		217	541	555	207	348
<u>Traffic</u>						
Capias	CA	6	24	24	10	14
Felony	F	2	5	5	1	4
Infraction	I	1,054	503	1,140	1,065	75
Misdemeanor	M	164	311	311	191	120
Show Cause	SC	1	7	7	3	4
Traffic Total		1,227	850	1,487	1,270	217
<u>Civil</u>						
Abstract	AJ	2	0	2	2	-
Admin License	AL	10	0	10	10	-
Bond Forfeiture	BF	0	1	3	2	1
Garnishment	GA	37	6	52	46	6
Impoundment	IM	4	0	4	4	-
Interrogatory	IN	3	1	4	3	1
Overweight	OC	8	4	13	9	4
Other	OT	4	0	4	4	-
Protective Order	PO	6	5	8	3	5
Prelim Prot Order	PP	8	1	8	7	1
Petition-Restore Arms	PR	0	1	1	0	1
Show Cause	SC	2	1	3	2	1
Unlawful Detainer	UD	9	15	19	11	8
Warrant in Debt	WD	68	74	96	75	21
Civil Total		161	109	227	178	49
Frederick Totals		1,605	1,500	2,269	1,655	614



December 2017

		Filings	Hearings	Transactions	Concluded	Cont
<u>Criminal</u>						
Capias	CA	9	16	16	6	10
Civil Violation	CV	1	4	4	3	1
Felony	F	17	93	93	23	70
Misdemeanor	M	41	120	124	54	70
Show Cause	SC	17	38	38	9	29
Criminal Total		85	271	275	95	180
<u>Traffic</u>						
Capias	CA	3	7	7	5	2
Felony	F	2	4	4	0	4
Infraction	I	276	148	311	282	29
Misdemeanor	M	53	105	105	51	54
Show Cause	SC	10	27	27	12	15
Traffic Total		344	291	454	350	104
<u>Civil</u>						
Abstract	AJ	1	0	1	1	-
Admin License	AL	1	0	1	1	-
Detinue	DT	5	6	8	5	3
Garnishment	GA	46	2	51	49	2
Interrogatory	IN	10	7	14	7	7
Protective Order	PO	1	0	1	1	-
Prelim Prot Order	PP	4	0	4	4	-
Show Cause	SC	2	1	3	2	1
Unlawful Detainer	UD	19	24	26	17	9
Warrant in Debt	WD	113	132	148	97	51
Civil Total		202	172	257	184	73
Page Totals		631	734	986	629	357



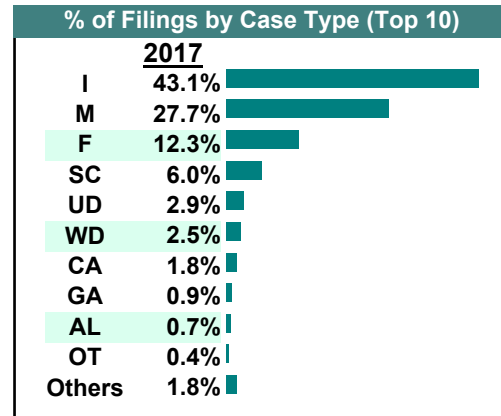
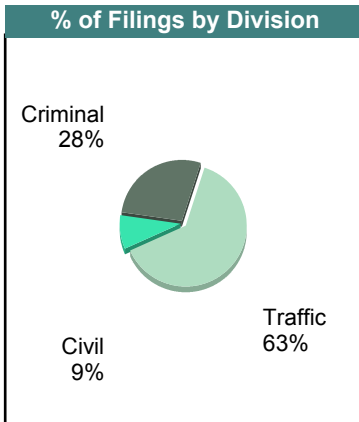
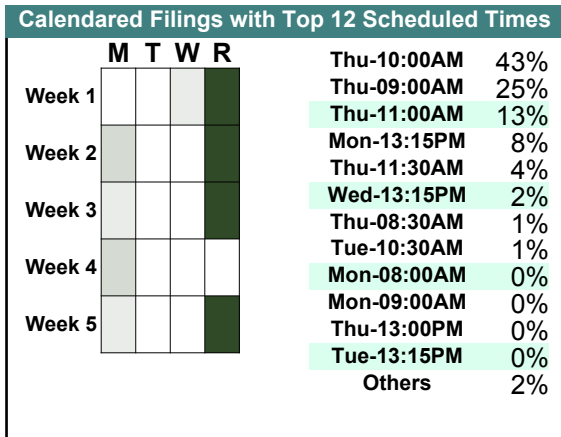
November 2017

		<u>Filings</u>	<u>Hearings</u>	<u>Transactions</u>	<u>Concluded</u>	<u>Cont</u>
<u>Criminal</u>						
Capias	CA	4	20	20	2	18
Civil Violation	CV	1	8	8	3	5
Felony	F	54	129	129	23	106
Misdemeanor	M	51	145	145	31	114
Show Cause	SC	14	40	40	8	32
Criminal Total		124	342	342	67	275

		<u>Filings</u>	<u>Hearings</u>	<u>Transactions</u>	<u>Concluded</u>	<u>Cont</u>
<u>Traffic</u>						
Capias	CA	4	11	11	3	8
Felony	F	1	3	3	1	2
Infraction	I	193	138	247	211	36
Misdemeanor	M	73	156	156	86	70
Show Cause	SC	13	29	29	7	22
Traffic Total		284	337	446	308	138

		<u>Filings</u>	<u>Hearings</u>	<u>Transactions</u>	<u>Concluded</u>	<u>Cont</u>
<u>Civil</u>						
Admin License	AL	3	0	3	3	-
Detinue	DT	1	0	2	2	-
Garnishment	GA	4	1	6	5	1
Impoundment	IM	1	0	1	1	-
Other	OT	2	0	2	2	-
Protective Order	PO	2	0	4	4	-
Prelim Prot Order	PP	2	0	2	2	-
Petition-Restore Arms	PR	1	0	1	1	-
Unlawful Detainer	UD	13	14	16	11	5
Warrant in Debt	WD	11	10	20	18	2
Civil Total		40	25	57	49	8

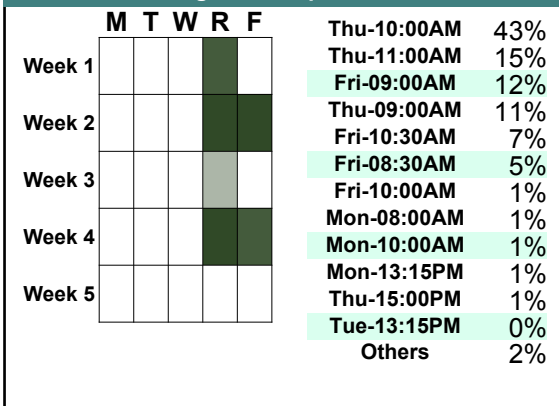
Page Totals		448	704	845	424	421
--------------------	--	------------	------------	------------	------------	------------



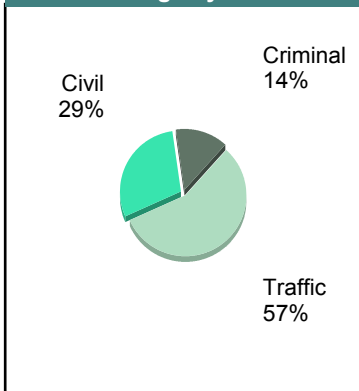
October 2017

		Filings	Hearings	Transactions	Concluded	Cont
<u>Criminal</u>						
Capias	CA	2	17	17	7	10
Civil Violation	CV	4	5	6	2	4
Felony	F	28	126	126	55	71
Misdemeanor	M	46	128	131	53	78
Show Cause	SC	12	54	54	32	22
Criminal Total		92	330	334	149	185
<u>Traffic</u>						
Capias	CA	4	18	18	8	10
Felony	F	1	4	4	2	2
Infraction	I	294	144	325	286	39
Misdemeanor	M	60	109	109	49	60
Show Cause	SC	11	24	24	6	18
Traffic Total		370	299	480	351	129
<u>Civil</u>						
Abstract	AJ	1	0	1	1	-
Admin License	AL	6	0	6	6	-
Capias	CA	1	0	2	2	-
Detinue	DT	2	4	5	2	3
Garnishment	GA	33	4	35	31	4
Impoundment	IM	2	0	2	2	-
Interrogatory	IN	4	3	8	5	3
Other	OT	1	0	1	1	-
Protective Order	PO	2	2	2	0	2
Show Cause	SC	1	1	4	3	1
Unlawful Detainer	UD	19	19	23	19	4
Warrant in Debt	WD	120	117	143	109	34
Civil Total		192	150	232	181	51
Page Totals		654	779	1,046	681	365

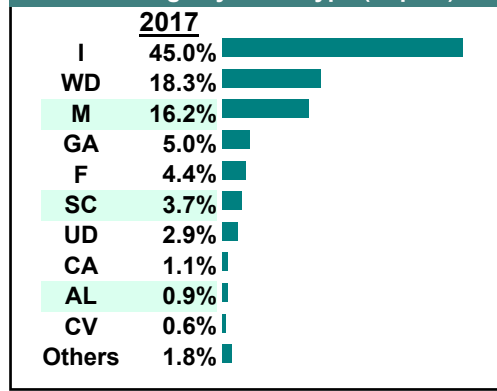
Calendared Filings with Top 12 Scheduled Times



% of Filings by Division



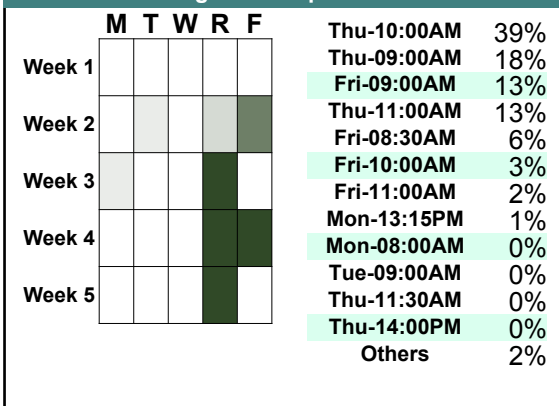
% of Filings by Case Type (Top 10)



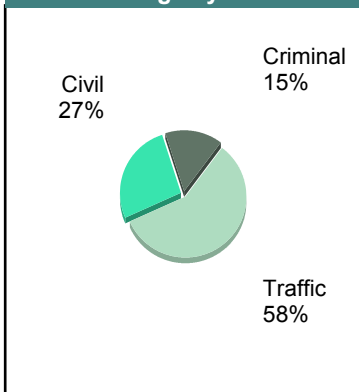
September 2017

		<u>Filings</u>	<u>Hearings</u>	<u>Transactions</u>	<u>Concluded</u>	<u>Cont</u>
<u>Criminal</u>						
Capias	CA	8	23	23	6	17
Civil Violation	CV	2	5	5	2	3
Felony	F	15	100	100	22	78
Misdemeanor	M	64	148	155	55	100
Show Cause	SC	15	57	57	16	41
Criminal Total		104	333	340	101	239
<u>Traffic</u>						
Capias	CA	3	7	7	4	3
Infraction	I	304	179	341	294	47
Misdemeanor	M	76	145	145	86	59
Show Cause	SC	11	28	28	19	9
Traffic Total		394	359	521	403	118
<u>Civil</u>						
Abstract	AJ	1	0	1	1	-
Admin License	AL	6	0	6	6	-
Detinue	DT	5	3	6	4	2
Garnishment	GA	43	1	43	42	1
Impoundment	IM	2	0	2	2	-
Interrogatory	IN	1	3	5	2	3
Other	OT	1	0	1	1	-
Protective Order	PO	1	0	1	1	-
Prelim Prot Order	PP	2	0	2	2	-
Show Cause	SC	2	3	4	1	3
Unlawful Detainer	UD	10	15	19	16	3
Warrant in Debt	WD	106	100	133	109	24
Civil Total		180	125	223	187	36
Page Totals		678	817	1,084	691	393

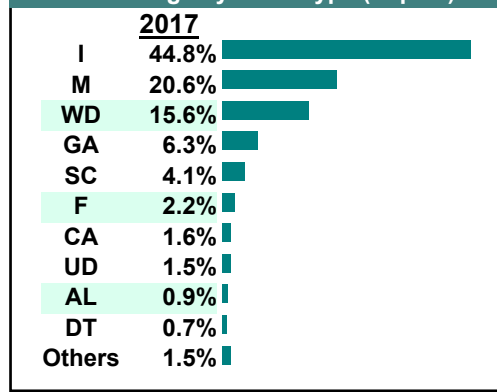
Calendared Filings with Top 12 Scheduled Times



% of Filings by Division

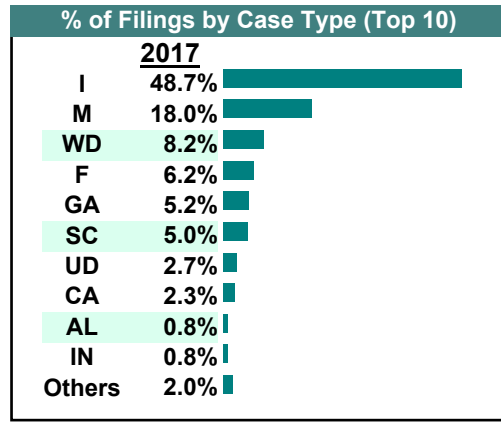
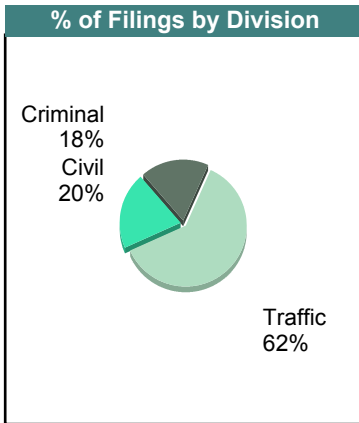
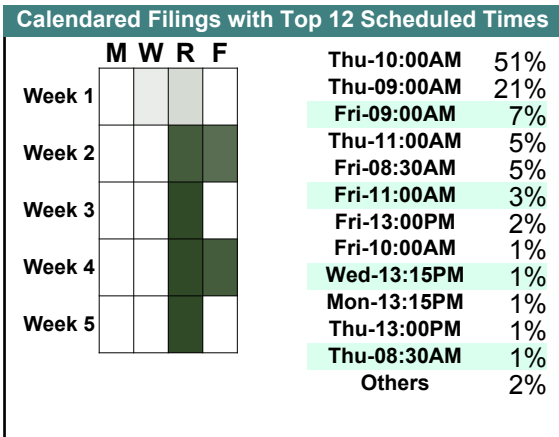


% of Filings by Case Type (Top 10)



August 2017


		<u>Filings</u>	<u>Hearings</u>	<u>Transactions</u>	<u>Concluded</u>	<u>Cont</u>
<u>Criminal</u>						
Capias	CA	8	18	18	6	12
Civil Violation	CV	2	8	8	3	5
Felony	F	35	129	129	26	103
Misdemeanor	M	46	129	131	50	81
Show Cause	SC	17	48	48	12	36
Criminal Total		108	332	334	97	237
<u>Traffic</u>						
Capias	CA	3	13	13	7	6
Felony	F	2	8	8	2	6
Infraction	I	292	124	319	285	34
Misdemeanor	M	62	132	132	73	59
Show Cause	SC	10	15	15	1	14
Traffic Total		369	292	487	368	119
<u>Civil</u>						
Abstract	AJ	2	0	2	2	-
Admin License	AL	5	0	5	5	-
Bond Forfeiture	BF	1	1	3	2	1
Capias	CA	3	1	3	2	1
Detinue	DT	2	3	5	2	3
Garnishment	GA	31	4	35	31	4
Impoundment	IM	1	0	1	1	-
Interrogatory	IN	5	4	10	6	4
Protective Order	PO	2	0	2	2	-
Prelim Prot Order	PP	2	0	2	2	-
Show Cause	SC	3	1	7	6	1
Unlawful Detainer	UD	16	23	29	20	9
Warrant in Debt	WD	49	55	70	50	20
Civil Total		122	92	174	131	43
Page Totals		599	716	995	596	399



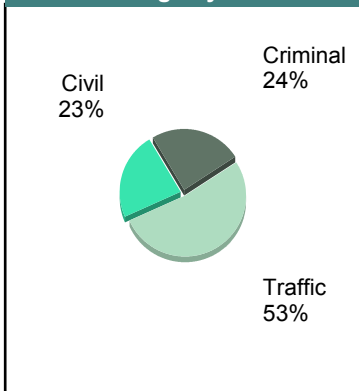
July 2017

		Filings	Hearings	Transactions	Concluded	Cont
<u>Criminal</u>						
Capias	CA	2	14	14	5	9
Civil Violation	CV	2	7	7	4	3
Felony	F	65	129	129	14	115
Misdemeanor	M	73	146	149	58	91
Show Cause	SC	7	37	37	5	32
Criminal Total		149	333	336	86	250
<u>Traffic</u>						
Capias	CA	2	14	14	1	13
Felony	F	1	1	1	0	1
Infraction	I	235	140	269	233	36
Misdemeanor	M	83	147	147	65	82
Show Cause	SC	2	13	13	3	10
Traffic Total		323	315	444	302	142
<u>Civil</u>						
Abstract	AJ	1	0	1	1	-
Admin License	AL	1	0	1	1	-
Detinue	DT	3	3	3	1	2
Garnishment	GA	25	3	27	24	3
Impoundment	IM	3	0	3	3	-
Interrogatory	IN	8	8	19	11	8
Other	OT	1	0	1	1	-
Protective Order	PO	1	0	1	1	-
Prelim Prot Order	PP	1	0	1	1	-
Show Cause	SC	4	5	7	2	5
Unlawful Detainer	UD	19	24	26	14	12
Warrant in Debt	WD	75	65	88	58	30
Civil Total		142	108	178	118	60
Page Totals		614	756	958	506	452

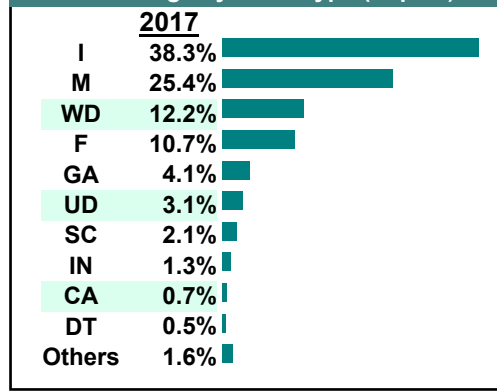
Calendared Filings with Top 12 Scheduled Times



% of Filings by Division

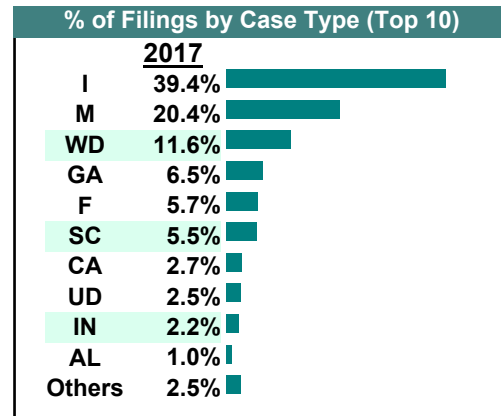
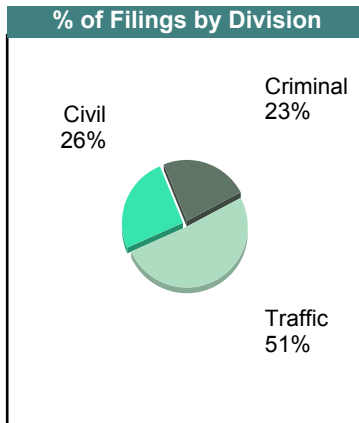
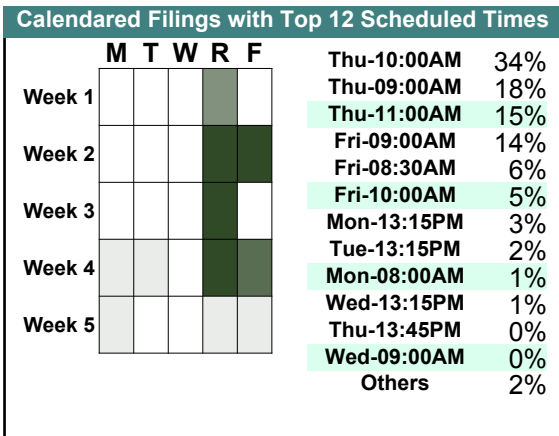


% of Filings by Case Type (Top 10)



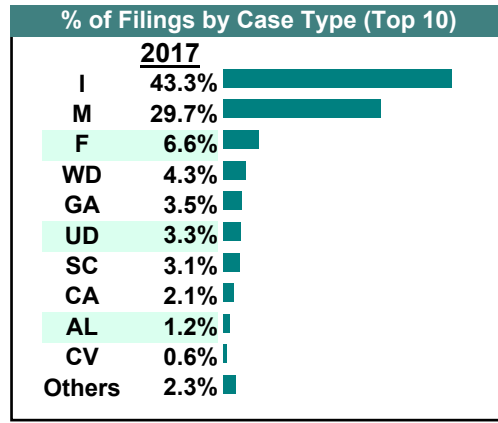
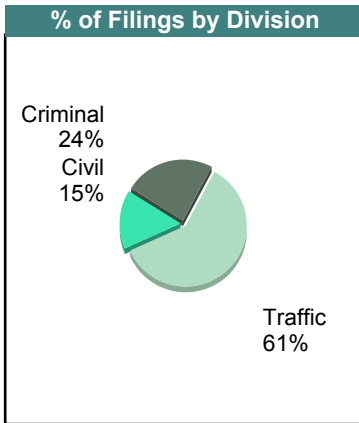
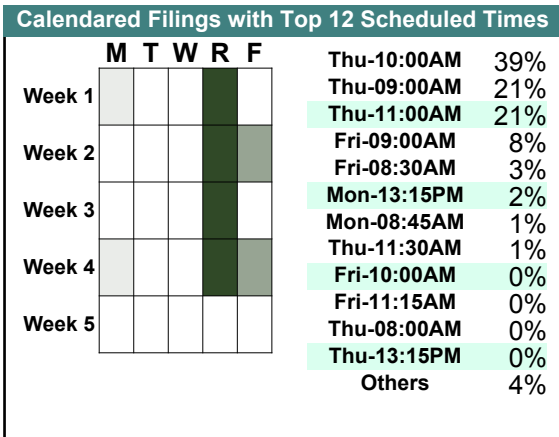
June 2017

		Filings	Hearings	Transactions	Concluded	Cont
<u>Criminal</u>						
Capias	CA	9	29	29	7	22
Civil Violation	CV	5	11	11	4	7
Felony	F	29	71	71	8	63
Misdemeanor	M	55	190	191	83	108
Show Cause	SC	21	77	77	21	56
Criminal Total		119	378	379	123	256
<u>Traffic</u>						
Capias	CA	4	6	6	2	4
Felony	F	0	3	3	2	1
Infraction	I	201	130	249	221	28
Misdemeanor	M	49	110	110	53	57
Show Cause	SC	6	16	16	3	13
Traffic Total		260	265	384	281	103
<u>Civil</u>						
Abstract	AJ	1	0	1	1	-
Admin License	AL	5	0	5	5	-
Capias	CA	1	0	1	1	-
Counter Claim	CC	0	1	1	1	-
Detinue	DT	3	3	6	6	-
Garnishment	GA	33	1	34	33	1
Impoundment	IM	1	0	1	1	-
Interrogatory	IN	11	8	18	10	8
Other	OT	1	0	1	1	-
Protective Order	PO	1	0	1	1	-
Prelim Prot Order	PP	1	0	1	1	-
Petition-Restore Arms	PR	0	0	1	1	-
Show Cause	SC	1	3	5	2	3
Unlawful Detainer	UD	13	16	21	12	9
Warrant in Debt	WD	59	68	94	78	16
Civil Total		131	100	191	154	37
Page Totals		510	743	954	558	396



May 2017


		<u>Filings</u>	<u>Hearings</u>	<u>Transactions</u>	<u>Concluded</u>	<u>Cont</u>
<u>Criminal</u>						
Capias	CA	4	15	15	2	13
Civil Violation	CV	3	4	4	0	4
Felony	F	30	79	79	25	54
Misdemeanor	M	70	162	166	63	103
Show Cause	SC	9	19	19	5	14
Criminal Total		116	279	283	95	188
<u>Traffic</u>						
Capias	CA	4	6	6	1	5
Felony	F	2	4	4	1	3
Infraction	I	210	115	242	205	37
Misdemeanor	M	74	131	131	66	65
Show Cause	SC	4	10	10	5	5
Traffic Total		294	266	393	278	115
<u>Civil</u>						
Abstract	AJ	2	0	2	2	-
Admin License	AL	6	0	6	6	-
Capias	CA	2	0	2	2	-
Detinue	DT	1	3	3	1	2
Garnishment	GA	17	1	18	17	1
Interrogatory	IN	2	5	12	7	5
Other	OT	1	0	1	1	-
Protective Order	PO	2	0	4	4	-
Prelim Prot Order	PP	2	0	2	2	-
Petition-Restore Arms	PR	1	1	1	0	1
Show Cause	SC	2	4	10	6	4
Unlawful Detainer	UD	16	19	22	16	6
Warrant in Debt	WD	21	21	35	27	8
Civil Total		75	54	118	91	27
Page Totals		485	599	794	464	330



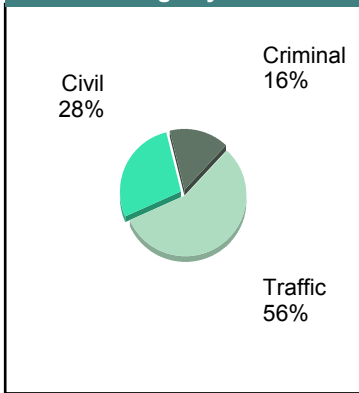
April 2017

		Filings	Hearings	Transactions	Concluded	Cont
<u>Criminal</u>						
Capias	CA	4	13	13	4	9
Civil Violation	CV	2	7	7	2	5
Felony	F	22	62	62	18	44
Misdemeanor	M	63	134	136	35	101
Show Cause	SC	7	29	29	10	19
Criminal Total		98	245	247	69	178
<u>Traffic</u>						
Capias	CA	2	11	11	3	8
Felony	F	2	2	2	0	2
Infraction	I	267	140	294	250	44
Misdemeanor	M	74	123	123	64	59
Show Cause	SC	8	14	14	9	5
Traffic Total		353	290	444	326	118
<u>Civil</u>						
Admin License	AL	4	0	4	4	-
Bond Forfeiture	BF	1	1	1	0	1
Detinue	DT	4	5	10	6	4
Garnishment	GA	24	0	26	26	-
Impoundment	IM	1	0	1	1	-
Interrogatory	IN	11	14	19	5	14
Other	OT	1	0	1	1	-
Protective Order	PO	5	2	5	3	2
Prelim Prot Order	PP	1	0	1	1	-
Show Cause	SC	6	7	9	2	7
Unlawful Detainer	UD	21	22	27	19	8
Warrant in Debt	WD	95	100	130	96	34
Civil Total		174	151	234	164	70
Page Totals		625	686	925	559	366

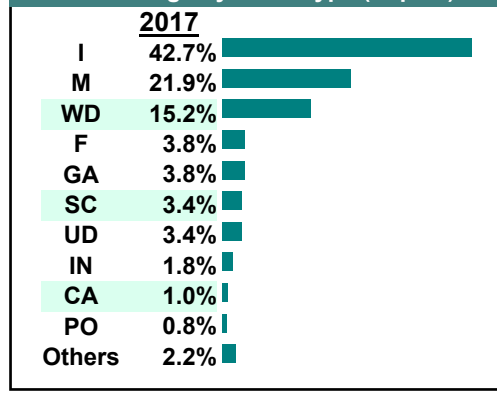
Calendared Filings with Top 12 Scheduled Times



% of Filings by Division

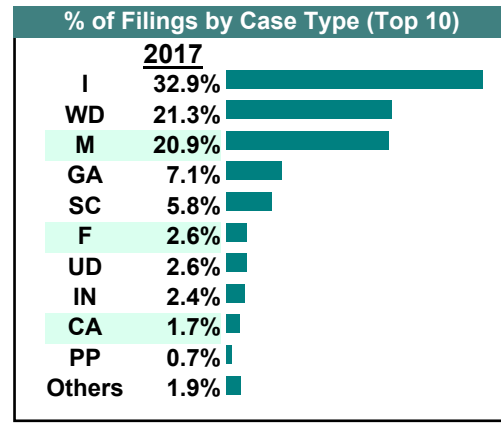
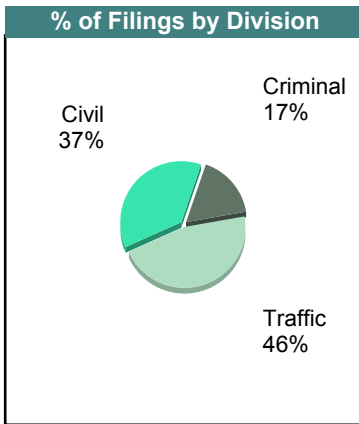
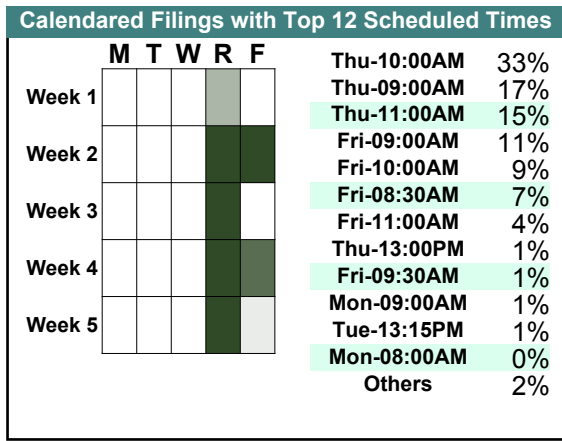


% of Filings by Case Type (Top 10)



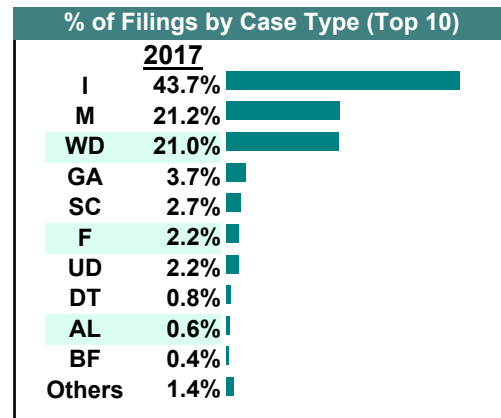
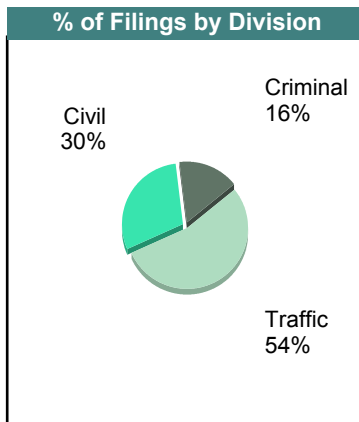
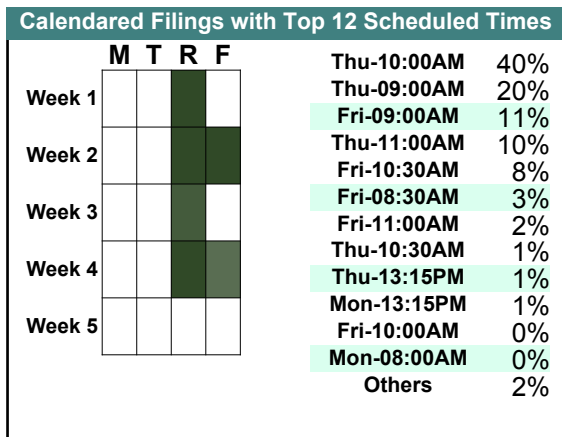
March 2017

		<u>Filings</u>	<u>Hearings</u>	<u>Transactions</u>	<u>Concluded</u>	<u>Cont</u>
<u>Criminal</u>						
Capias	CA	7	22	22	9	13
Civil Violation	CV	1	2	2	0	2
Felony	F	14	48	48	17	31
Misdemeanor	M	48	172	175	80	95
Show Cause	SC	20	56	56	20	36
Criminal Total		90	300	303	126	177
<u>Traffic</u>						
Capias	CA	2	3	3	1	2
Felony	F	0	3	3	3	-
Infraction	I	176	92	197	176	21
Misdemeanor	M	64	114	114	69	45
Show Cause	SC	5	17	17	4	13
Traffic Total		247	229	334	253	81
<u>Civil</u>						
Admin License	AL	3	0	3	3	-
Counter Claim	CC	1	1	1	0	1
Detinue	DT	3	4	4	1	3
Garnishment	GA	38	4	39	35	4
Impoundment	IM	2	0	2	2	-
Interrogatory	IN	13	11	20	9	11
Prelim Prot Order	PP	4	0	4	4	-
Petition-Restore Arms	PR	0	0	1	1	-
Show Cause	SC	6	4	9	5	4
Unlawful Detainer	UD	14	17	21	13	8
Warrant in Debt	WD	114	117	150	122	28
Civil Total		198	158	254	195	59
Page Totals		535	687	891	574	317



February 2017

		Filings	Hearings	Transactions	Concluded	Cont
<u>Criminal</u>						
Capias	CA	1	5	5	0	5
Civil Violation	CV	0	5	5	1	4
Felony	F	9	61	61	20	41
Misdemeanor	M	59	130	132	42	90
Show Cause	SC	9	21	21	2	19
Criminal Total		78	222	224	65	159
<u>Traffic</u>						
Capias	CA	1	2	2	1	1
Felony	F	2	4	4	1	3
Infraction	I	214	125	242	220	22
Misdemeanor	M	45	78	78	42	36
Show Cause	SC	4	7	7	2	5
Traffic Total		266	216	333	266	67
<u>Civil</u>						
Admin License	AL	3	0	3	3	-
Bond Forfeiture	BF	2	0	3	3	-
Detinue	DT	4	3	5	3	2
Garnishment	GA	18	0	18	18	-
Impoundment	IM	2	0	2	2	-
Interrogatory	IN	1	0	1	1	-
Protective Order	PO	1	0	1	1	-
Petition-Restore Arms	PR	1	1	1	0	1
Unlawful Detainer	UD	11	11	16	12	4
Warrant in Debt	WD	103	113	142	99	43
Civil Total		146	128	192	142	50
Page Totals		490	566	749	473	276



January 2017


		<u>Filings</u>	<u>Hearings</u>	<u>Transactions</u>	<u>Concluded</u>	<u>Cont</u>
<u>Criminal</u>						
Capias	CA	1	6	6	3	3
Civil Violation	CV	0	1	1	1	-
Felony	F	29	72	72	28	44
Misdemeanor	M	47	122	124	54	70
Show Cause	SC	9	28	28	8	20
Criminal Total		86	229	231	94	137

		<u>Filings</u>	<u>Hearings</u>	<u>Transactions</u>	<u>Concluded</u>	<u>Cont</u>
<u>Traffic</u>						
Capias	CA	1	1	1	0	1
Felony	F	0	1	1	0	1
Infraction	I	179	90	196	173	23
Misdemeanor	M	47	107	107	58	49
Show Cause	SC	5	6	6	5	1
Traffic Total		232	205	311	236	75

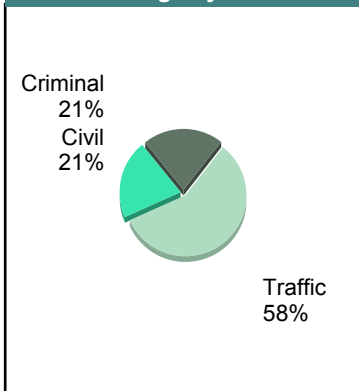
		<u>Filings</u>	<u>Hearings</u>	<u>Transactions</u>	<u>Concluded</u>	<u>Cont</u>
<u>Civil</u>						
Abstract	AJ	1	0	1	1	-
Admin License	AL	4	1	4	3	-
Detinue	DT	2	2	3	1	2
Garnishment	GA	18	0	18	18	-
Impoundment	IM	1	0	1	1	-
Interrogatory	IN	5	5	9	4	5
Other	OT	1	0	1	1	-
Protective Order	PO	0	0	1	1	-
Prelim Prot Order	PP	2	0	2	2	-
Show Cause	SC	1	3	5	2	3
Unlawful Detainer	UD	10	9	11	7	4
Warrant in Debt	WD	38	48	53	28	25
Civil Total		83	68	109	69	39

Page Totals		401	502	651	399	251
--------------------	--	------------	------------	------------	------------	------------

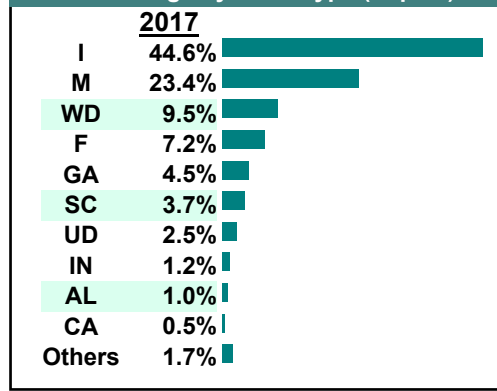
Calendared Filings with Top 12 Scheduled Times



% of Filings by Division



% of Filings by Case Type (Top 10)



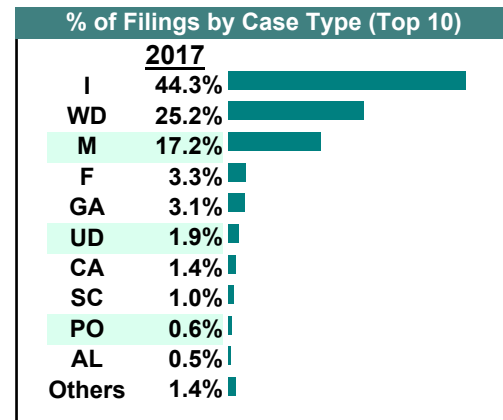
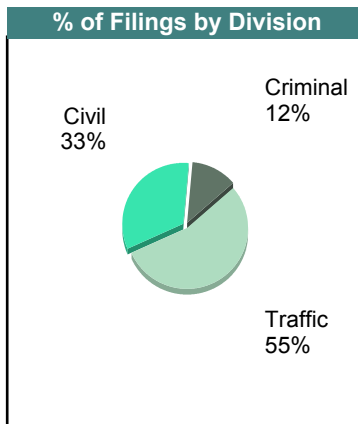
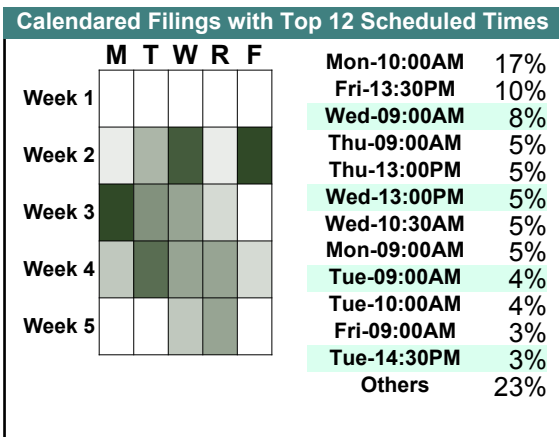
CASELOAD STATISTICS OF THE GENERAL DISTRICT COURTS

December 2017

Rockingham

District: 26

		Filings	Hearings	Transactions	Concluded	Cont
<u>Criminal</u>						
Capias	CA	35	148	148	26	122
Civil Violation	CV	6	17	17	6	11
Felony	F	115	585	628	166	462
Misdemeanor	M	271	864	875	283	592
Show Cause	SC	26	121	121	24	97
Criminal Total		453	1,735	1,789	505	1,284
<u>Traffic</u>						
Capias	CA	13	49	49	7	42
Felony	F	7	18	26	8	18
Infraction	I	1,632	1,380	1,934	1,585	349
Misdemeanor	M	363	650	651	341	310
Show Cause	SC	4	15	15	4	11
Traffic Total		2,019	2,112	2,675	1,945	730
<u>Civil</u>						
Admin License	AL	20	0	20	20	-
Bond Forfeiture	BF	8	19	25	6	19
Capias	CA	5	6	10	4	6
Counter Claim	CC	1	2	3	1	2
Detinue	DT	7	5	11	9	2
Garnishment	GA	116	34	146	112	34
Impoundment	IM	6	0	6	6	-
Interrogatory	IN	9	17	28	11	17
Other	OT	3	1	3	2	1
Protective Order	PO	22	0	22	22	-
Prelim Prot Order	PP	11	0	11	11	-
Petition-Restore Arms	PR	1	1	1	0	1
Show Cause	SC	6	17	30	14	16
Third Party Claim	TH	1	1	1	0	1
Unlawful Detainer	UD	69	79	120	78	42
Warrant in Debt	WD	928	632	1,081	886	195
Civil Total		1,213	814	1,518	1,182	336
Rockingham Totals		3,685	4,661	5,982	3,632	2,350



CASELOAD STATISTICS OF THE GENERAL DISTRICT COURTS

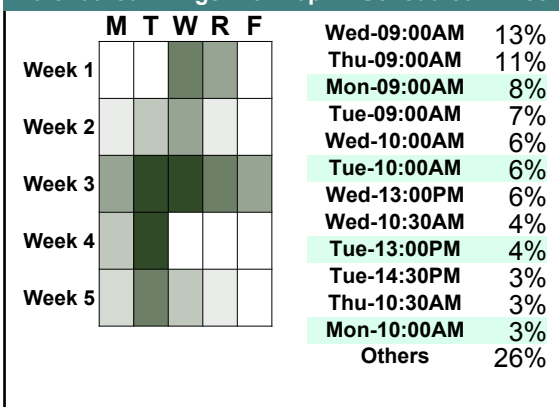
November 2017

Rockingham

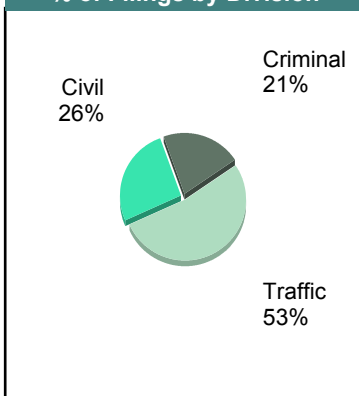
District: 26

		<u>Filings</u>	<u>Hearings</u>	<u>Transactions</u>	<u>Concluded</u>	<u>Cont</u>
<u>Criminal</u>						
Capias	CA	27	113	113	22	91
Civil Violation	CV	7	16	16	6	10
Felony	F	164	451	492	129	363
Misdemeanor	M	348	881	898	288	610
Show Cause	SC	21	88	88	31	57
Criminal Total		567	1,549	1,607	476	1,131
<u>Traffic</u>						
Capias	CA	7	20	20	2	18
Felony	F	10	31	34	4	30
Infraction	I	1,147	978	1,485	1,220	265
Misdemeanor	M	248	488	488	254	234
Show Cause	SC	5	16	16	7	9
Traffic Total		1,417	1,533	2,043	1,487	556
<u>Civil</u>						
Admin License	AL	30	1	30	29	1
Bond Forfeiture	BF	4	10	16	8	8
Capias	CA	0	2	2	0	2
Counter Claim	CC	0	0	1	1	-
Detinue	DT	38	26	49	39	10
Garnishment	GA	64	23	110	87	23
Impoundment	IM	7	0	7	7	-
Interrogatory	IN	26	21	32	11	21
Overweight	OC	1	0	1	1	-
Other	OT	5	2	8	6	2
Protective Order	PO	19	0	19	19	-
Prelim Prot Order	PP	21	0	21	21	-
Show Cause	SC	21	14	27	13	14
Unlawful Detainer	UD	93	125	172	88	84
Warrant in Debt	WD	373	431	570	408	162
Civil Total		702	655	1,065	738	327
Rockingham Totals		2,686	3,737	4,715	2,701	2,014

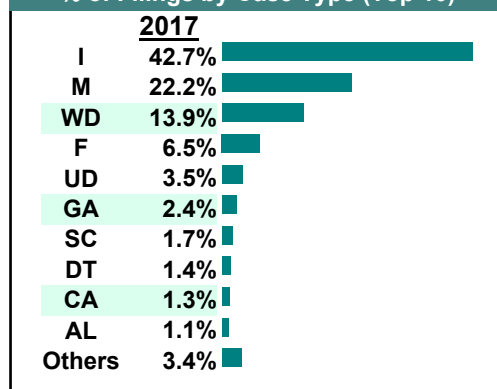
Calendared Filings with Top 12 Scheduled Times



% of Filings by Division



% of Filings by Case Type (Top 10)



CASELOAD STATISTICS OF THE GENERAL DISTRICT COURTS

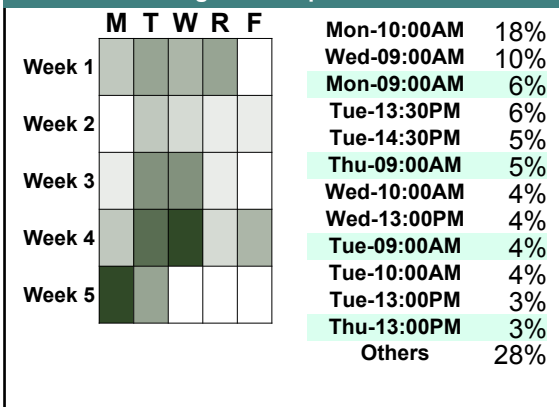
October 2017

Rockingham

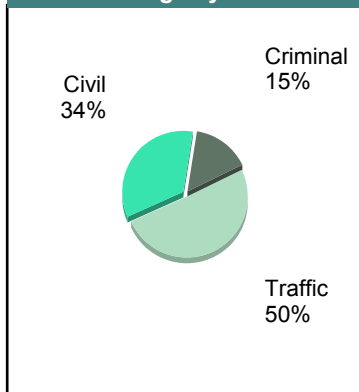
District: 26

		<u>Filings</u>	<u>Hearings</u>	<u>Transactions</u>	<u>Concluded</u>	<u>Cont</u>
<u>Criminal</u>						
Capias	CA	31	113	113	22	91
Civil Violation	CV	3	10	10	4	6
Felony	F	150	600	676	201	475
Misdemeanor	M	401	1,089	1,110	422	688
Show Cause	SC	29	116	116	39	77
Criminal Total		614	1,928	2,025	688	1,337
<u>Traffic</u>						
Capias	CA	12	35	35	7	28
Felony	F	5	24	25	5	20
Infraction	I	1,664	1,304	1,953	1,542	411
Misdemeanor	M	324	635	635	318	317
Restricted O/L	RL	4	4	4	4	-
Show Cause	SC	10	16	16	0	16
Traffic Total		2,019	2,018	2,668	1,876	792
<u>Civil</u>						
Abstract	AJ	1	0	1	1	-
Admin License	AL	22	0	22	22	-
Bond Forfeiture	BF	6	19	21	2	19
Capias	CA	1	9	10	1	9
Counter Claim	CC	1	2	4	2	2
Detinue	DT	26	23	37	26	11
Garnishment	GA	92	50	149	99	50
Impoundment	IM	11	0	11	11	-
Interrogatory	IN	15	32	49	17	32
Motion for Judgment	MJ	1	0	2	2	-
Overweight	OC	0	0	1	1	-
Other	OT	6	8	12	4	8
Protective Order	PO	18	0	18	18	-
Prelim Prot Order	PP	31	0	31	31	-
Show Cause	SC	16	24	34	10	24
Unlawful Detainer	UD	93	134	182	87	95
Warrant in Debt	WD	1,026	716	1,229	1,040	189
Civil Total		1,366	1,017	1,813	1,374	439
Rockingham Totals		3,999	4,963	6,506	3,938	2,568

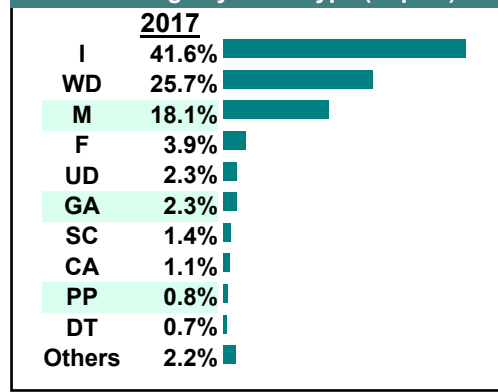
Calendared Filings with Top 12 Scheduled Times



% of Filings by Division



% of Filings by Case Type (Top 10)



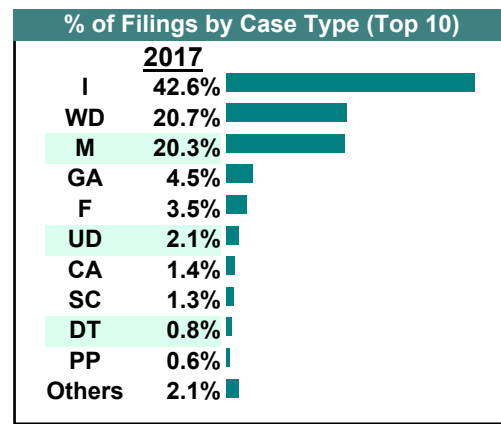
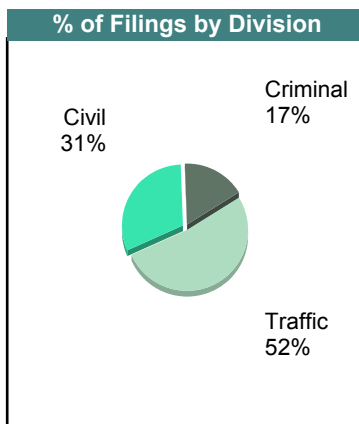
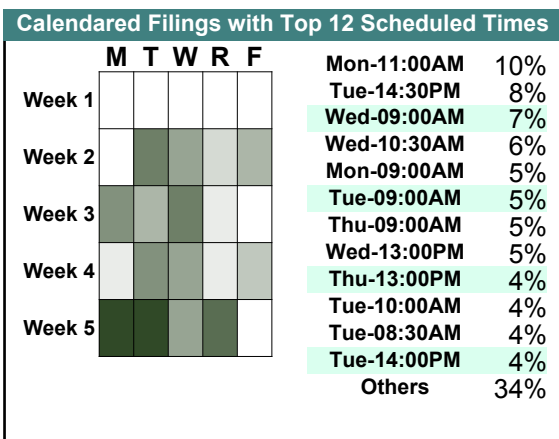
CASELOAD STATISTICS OF THE GENERAL DISTRICT COURTS

September 2017

Rockingham

District: 26

		<u>Filings</u>	<u>Hearings</u>	<u>Transactions</u>	<u>Concluded</u>	<u>Cont</u>
<u>Criminal</u>						
Capias	CA	42	124	124	38	86
Civil Violation	CV	3	21	21	11	10
Felony	F	132	560	600	126	474
Misdemeanor	M	453	1,090	1,126	453	673
Show Cause	SC	36	120	120	42	78
Criminal Total		666	1,915	1,991	670	1,321
<u>Traffic</u>						
Capias	CA	12	32	32	11	21
Felony	F	10	24	27	7	20
Infraction	I	1,709	1,248	1,963	1,717	246
Misdemeanor	M	364	637	637	349	288
Restricted O/L	RL	1	1	1	1	-
Show Cause	SC	5	11	11	5	6
Traffic Total		2,101	1,953	2,671	2,090	581
<u>Civil</u>						
Admin License	AL	21	0	21	21	-
Bond Forfeiture	BF	13	14	30	16	14
Capias	CA	2	3	5	2	3
Counter Claim	CC	1	4	4	0	4
Detinue	DT	34	30	41	30	11
Garnishment	GA	179	44	199	155	44
Impoundment	IM	11	0	11	11	-
Interrogatory	IN	10	9	23	14	9
Motion for Judgment	MJ	0	0	1	1	-
Overweight	OC	2	1	2	1	1
Other	OT	5	1	7	6	1
Protective Order	PO	19	0	20	20	-
Prelim Prot Order	PP	26	0	26	26	-
Show Cause	SC	10	9	15	7	8
Unlawful Detainer	UD	86	107	163	95	68
Warrant in Debt	WD	830	551	984	758	226
Civil Total		1,249	773	1,552	1,163	389
Rockingham Totals		4,016	4,641	6,214	3,923	2,291



CASELOAD STATISTICS OF THE GENERAL DISTRICT COURTS

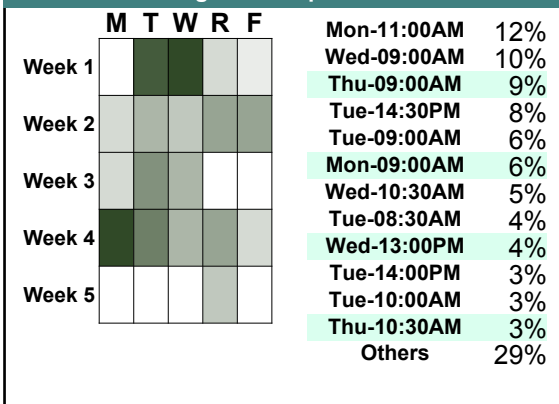
August 2017

Rockingham

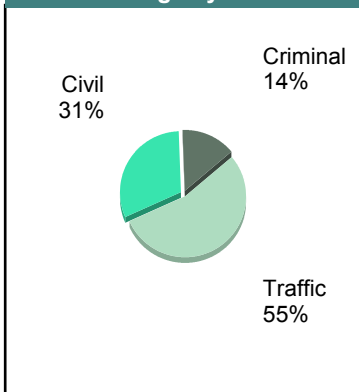
District: 26

		Filings	Hearings	Transactions	Concluded	Cont
<u>Criminal</u>						
Capias	CA	38	122	122	23	99
Civil Violation	CV	8	22	22	7	15
Felony	F	157	607	650	149	501
Misdemeanor	M	250	809	816	308	508
Show Cause	SC	46	127	127	45	82
Criminal Total		499	1,687	1,737	532	1,205
<u>Traffic</u>						
Capias	CA	6	22	22	3	19
Civil Violation	CV	1	1	1	1	-
Felony	F	7	25	29	10	19
Infraction	I	1,503	1,220	1,834	1,537	297
Misdemeanor	M	362	666	666	360	306
Restricted O/L	RL	1	1	1	1	-
Show Cause	SC	8	11	11	3	8
Traffic Total		1,888	1,946	2,564	1,915	649
<u>Civil</u>						
Abstract	AJ	1	0	1	1	-
Admin License	AL	19	0	19	19	-
Bond Forfeiture	BF	8	20	24	5	19
Capias	CA	2	7	8	1	7
Counter Claim	CC	3	2	4	2	2
Detinue	DT	14	16	27	19	8
Garnishment	GA	139	37	164	127	37
Impoundment	IM	17	0	17	17	-
Interrogatory	IN	23	19	38	19	19
Overweight	OC	0	0	2	2	-
Other	OT	10	5	13	8	5
Protective Order	PO	14	1	14	13	1
Prelim Prot Order	PP	13	0	13	13	-
Show Cause	SC	9	10	18	8	10
Unlawful Detainer	UD	98	92	146	89	57
Warrant in Debt	WD	702	427	858	690	168
Civil Total		1,072	636	1,366	1,033	333
Rockingham Totals		3,459	4,269	5,667	3,480	2,187

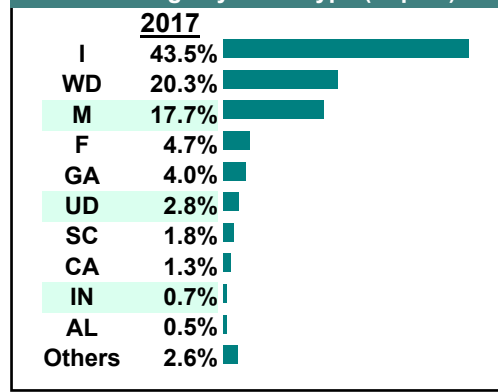
Calendared Filings with Top 12 Scheduled Times



% of Filings by Division



% of Filings by Case Type (Top 10)



CASELOAD STATISTICS OF THE GENERAL DISTRICT COURTS

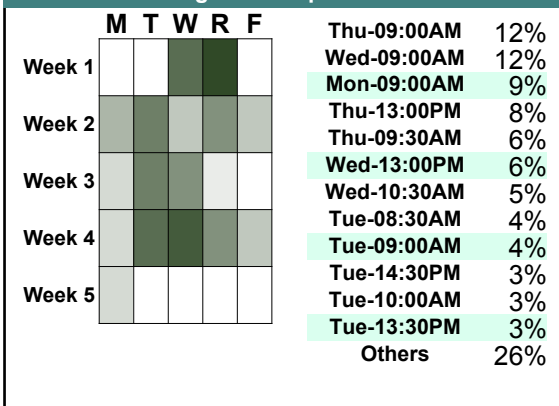
July 2017

Rockingham

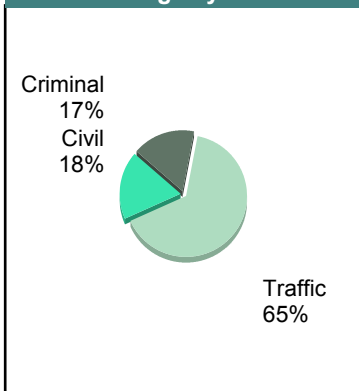
District: 26

		<u>Filings</u>	<u>Hearings</u>	<u>Transactions</u>	<u>Concluded</u>	<u>Cont</u>
<u>Criminal</u>						
Capias	CA	20	76	76	26	50
Civil Violation	CV	6	17	17	7	10
Felony	F	139	455	486	94	392
Misdemeanor	M	275	805	822	333	489
Show Cause	SC	36	102	102	39	63
Criminal Total		476	1,455	1,503	499	1,004
<u>Traffic</u>						
Capias	CA	4	20	20	3	17
Felony	F	4	25	26	6	20
Infraction	I	1,494	1,165	1,741	1,510	231
Misdemeanor	M	347	593	593	324	269
Restricted O/L	RL	1	1	1	1	-
Show Cause	SC	2	8	8	4	4
Traffic Total		1,852	1,812	2,389	1,848	541
<u>Civil</u>						
Admin License	AL	14	0	14	14	-
Bond Forfeiture	BF	5	12	20	8	12
Capias	CA	0	2	2	0	2
Counter Claim	CC	0	1	2	1	1
Detinue	DT	20	15	29	21	8
Garnishment	GA	110	19	143	124	19
Impoundment	IM	10	0	10	10	-
Interrogatory	IN	13	13	20	7	13
Motion for Judgment	MJ	0	1	2	1	1
Overweight	OC	3	2	3	1	2
Other	OT	3	0	4	4	-
Protective Order	PO	10	0	10	10	-
Prelim Prot Order	PP	11	0	11	11	-
Show Cause	SC	3	4	5	1	4
Unlawful Detainer	UD	98	97	156	94	62
Warrant in Debt	WD	209	285	353	223	130
Civil Total		509	451	784	530	254
Rockingham Totals		2,837	3,718	4,676	2,877	1,799

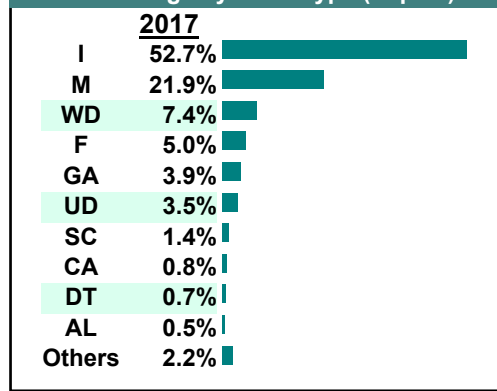
Calendared Filings with Top 12 Scheduled Times



% of Filings by Division



% of Filings by Case Type (Top 10)



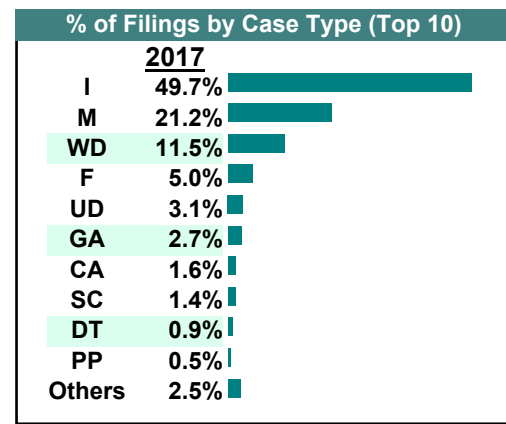
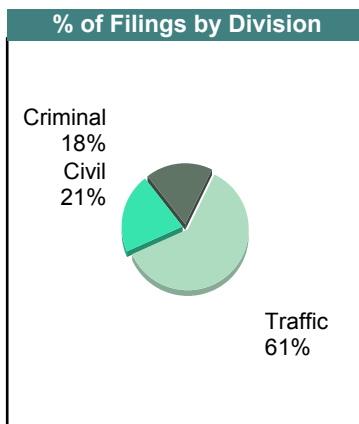
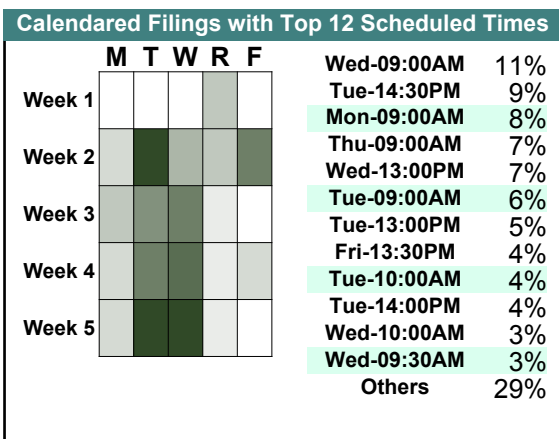
CASELOAD STATISTICS OF THE GENERAL DISTRICT COURTS

June 2017

Rockingham

District: 26

		Filings	Hearings	Transactions	Concluded	Cont
<u>Criminal</u>						
Capias	CA	43	126	126	41	85
Civil Violation	CV	6	25	25	5	20
Felony	F	160	603	659	147	512
Misdemeanor	M	347	993	1,005	342	663
Show Cause	SC	39	150	150	46	104
Criminal Total		595	1,897	1,965	581	1,384
<u>Traffic</u>						
Capias	CA	8	26	26	11	15
Felony	F	7	18	19	1	18
Infraction	I	1,673	1,229	1,914	1,633	281
Misdemeanor	M	367	609	609	347	262
Restricted O/L	RL	3	3	3	3	-
Show Cause	SC	1	6	6	3	3
Traffic Total		2,059	1,891	2,577	1,998	579
<u>Civil</u>						
Admin License	AL	16	0	16	16	-
Bond Forfeiture	BF	16	17	28	12	16
Capias	CA	4	4	7	3	4
Counter Claim	CC	1	2	3	1	2
Custody Relief	CR	0	0	1	1	-
Detinue	DT	29	24	43	28	15
Garnishment	GA	92	36	120	84	36
Impoundment	IM	13	0	13	13	-
Interrogatory	IN	9	9	23	14	9
Motion for Judgment	MJ	1	1	2	1	1
Other	OT	6	2	8	6	2
Protective Order	PO	12	0	12	12	-
Prelim Prot Order	PP	18	0	18	18	-
Show Cause	SC	8	6	15	9	6
Unlawful Detainer	UD	103	98	143	88	55
Warrant in Debt	WD	386	413	525	331	194
Civil Total		714	612	977	637	340
Rockingham Totals		3,368	4,400	5,519	3,216	2,303



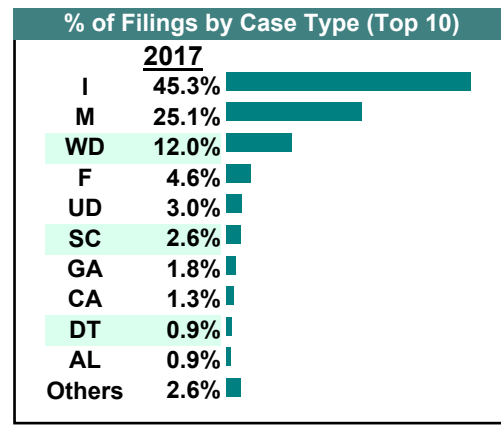
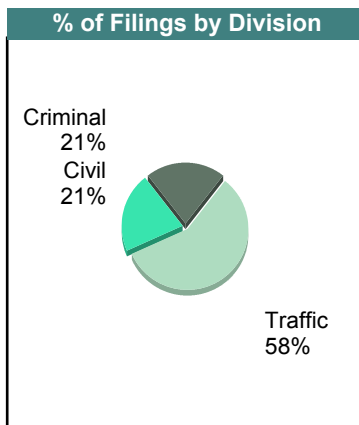
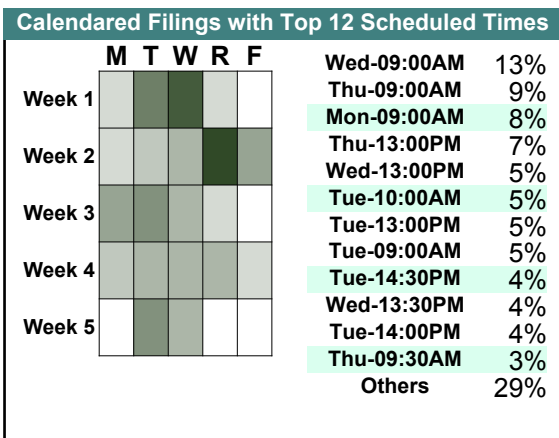
CASELOAD STATISTICS OF THE GENERAL DISTRICT COURTS

May 2017

Rockingham

District: 26

		Filings	Hearings	Transactions	Concluded	Cont
<u>Criminal</u>						
Capias	CA	32	117	117	33	84
Civil Violation	CV	6	31	31	10	21
Felony	F	144	535	594	154	440
Misdemeanor	M	447	1,111	1,138	400	738
Show Cause	SC	68	156	156	43	113
Criminal Total		697	1,950	2,036	640	1,396
<u>Traffic</u>						
Capias	CA	10	45	45	18	27
Felony	F	7	27	28	8	20
Infraction	I	1,494	1,200	1,755	1,438	317
Misdemeanor	M	381	667	667	362	305
Restricted O/L	RL	6	6	6	6	-
Show Cause	SC	10	17	17	8	9
Traffic Total		1,908	1,962	2,518	1,840	678
<u>Civil</u>						
Abstract	AJ	3	0	3	3	-
Admin License	AL	29	0	29	29	-
Bond Forfeiture	BF	11	14	24	10	14
Capias	CA	1	3	5	2	3
Counter Claim	CC	3	4	7	3	4
Detinue	DT	30	25	38	25	13
Garnishment	GA	60	26	97	71	26
Impoundment	IM	11	0	11	11	-
Interrogatory	IN	7	14	26	12	14
Motion for Judgment	MJ	2	2	3	1	2
Other	OT	3	2	5	3	2
Protective Order	PO	19	0	19	19	-
Prelim Prot Order	PP	14	0	14	14	-
Petition-Restore Arms	PR	1	0	1	1	-
Show Cause	SC	7	8	19	11	8
Third Party Claim	TH	0	0	1	1	-
Unlawful Detainer	UD	98	97	150	90	60
Warrant in Debt	WD	397	440	550	384	166
Civil Total		696	635	1,002	690	312
Rockingham Totals		3,301	4,547	5,556	3,170	2,386



CASELOAD STATISTICS OF THE GENERAL DISTRICT COURTS


April 2017

Rockingham

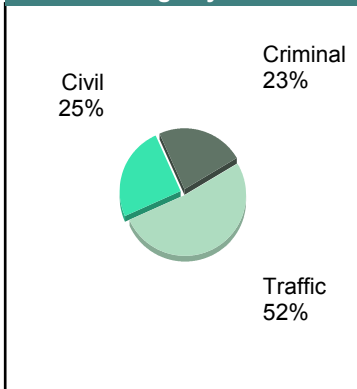
District: 26

		Filings	Hearings	Transactions	Concluded	Cont
<u>Criminal</u>						
Capias	CA	31	105	105	27	78
Civil Violation	CV	8	23	23	4	19
Felony	F	168	573	614	183	431
Misdemeanor	M	360	1,008	1,031	412	619
Other	O	0	1	1	1	-
Show Cause	SC	45	135	135	44	91
Criminal Total		612	1,845	1,909	671	1,238
<u>Traffic</u>						
Capias	CA	6	23	23	7	16
Felony	F	9	22	24	5	19
Infraction	I	1,070	858	1,310	1,098	212
Misdemeanor	M	275	502	502	280	222
Restricted O/L	RL	6	6	6	6	-
Show Cause	SC	4	7	7	6	1
Traffic Total		1,370	1,418	1,872	1,402	470
<u>Civil</u>						
Abstract	AJ	1	0	1	1	-
Admin License	AL	29	0	29	29	-
Bond Forfeiture	BF	7	11	16	5	11
Capias	CA	4	2	5	3	2
Detinue	DT	13	14	27	19	8
Garnishment	GA	139	33	177	144	33
Impoundment	IM	5	0	5	5	-
Interrogatory	IN	10	24	37	13	24
Motion for Judgment	MJ	1	0	2	2	-
Other	OT	3	3	5	2	3
Protective Order	PO	28	0	28	28	-
Prelim Prot Order	PP	19	0	19	19	-
Show Cause	SC	13	13	23	10	13
Unlawful Detainer	UD	49	73	121	80	41
Warrant in Debt	WD	339	377	484	337	147
Civil Total		660	550	979	697	282
Rockingham Totals		2,642	3,813	4,760	2,770	1,990

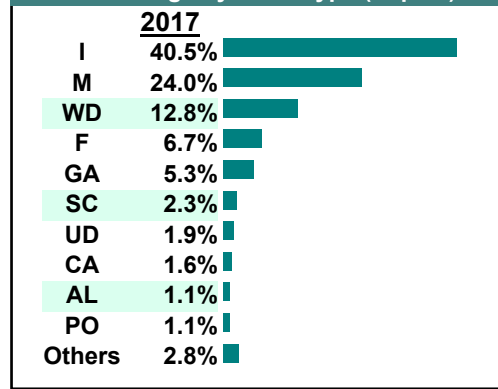
Calendared Filings with Top 12 Scheduled Times



% of Filings by Division



% of Filings by Case Type (Top 10)



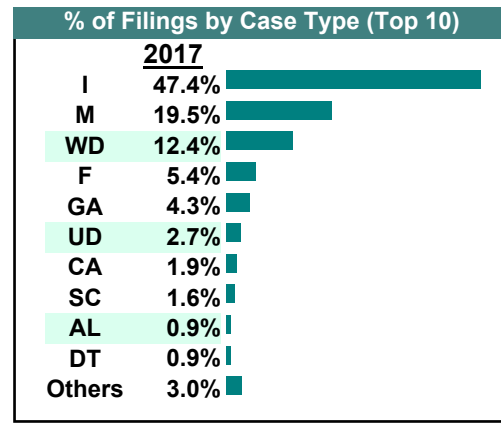
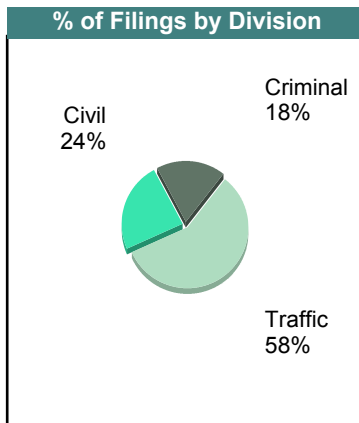
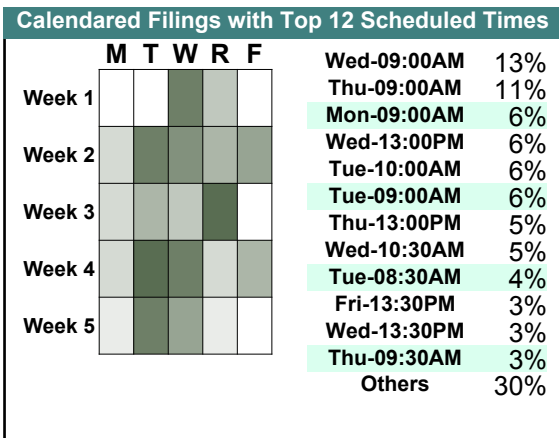
CASELOAD STATISTICS OF THE GENERAL DISTRICT COURTS

March 2017

Rockingham

District: 26

		<u>Filings</u>	<u>Hearings</u>	<u>Transactions</u>	<u>Concluded</u>	<u>Cont</u>
<u>Criminal</u>						
Capias	CA	47	136	136	44	92
Civil Violation	CV	6	27	27	6	21
Felony	F	171	710	756	157	599
Misdemeanor	M	333	981	1,007	359	648
Show Cause	SC	41	107	107	41	66
Criminal Total		598	1,961	2,033	607	1,426
<u>Traffic</u>						
Capias	CA	17	34	34	3	31
Felony	F	7	19	23	9	14
Infraction	I	1,557	1,194	1,830	1,511	319
Misdemeanor	M	308	566	566	282	284
Restricted O/L	RL	7	7	7	7	-
Show Cause	SC	6	22	22	12	10
Traffic Total		1,902	1,842	2,482	1,824	658
<u>Civil</u>						
Admin License	AL	29	0	29	29	-
Bond Forfeiture	BF	16	14	34	20	14
Capias	CA	0	2	2	0	2
Counter Claim	CC	4	3	6	3	3
Custody Relief	CR	1	1	1	0	1
Detinue	DT	28	26	43	29	14
Garnishment	GA	142	45	175	130	45
Impoundment	IM	9	0	9	9	-
Interrogatory	IN	22	31	45	14	31
Motion for Judgment	MJ	1	2	2	0	2
Other	OT	3	1	4	3	1
Protective Order	PO	16	0	16	16	-
Prelim Prot Order	PP	12	0	12	12	-
Show Cause	SC	6	9	11	2	9
Third Party Claim	TH	1	1	1	0	1
Unlawful Detainer	UD	89	120	168	87	81
Warrant in Debt	WD	408	437	578	390	188
Civil Total		787	692	1,136	744	392
Rockingham Totals		3,287	4,495	5,651	3,175	2,476



CASELOAD STATISTICS OF THE GENERAL DISTRICT COURTS

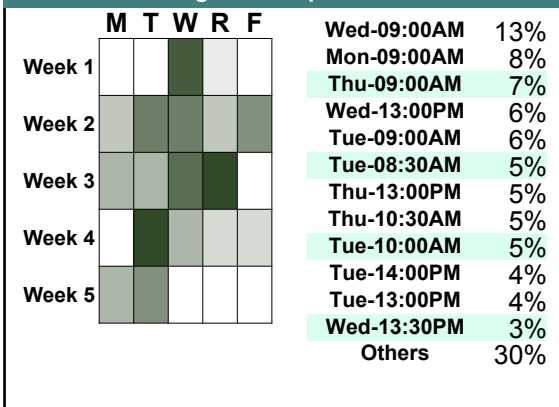
February 2017

Rockingham

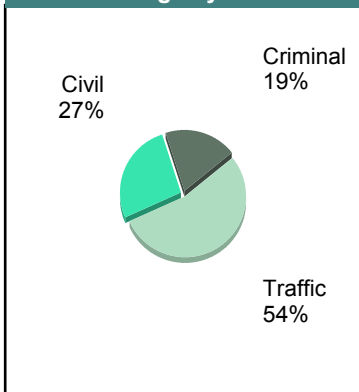
District: 26

		Filings	Hearings	Transactions	Concluded	Cont
<u>Criminal</u>						
Capias	CA	21	115	115	33	82
Civil Violation	CV	7	28	28	9	19
Felony	F	173	593	626	132	494
Misdemeanor	M	339	941	960	353	607
Show Cause	SC	46	144	144	44	100
Criminal Total		586	1,821	1,873	571	1,302
<u>Traffic</u>						
Capias	CA	9	20	20	3	17
Felony	F	4	20	21	4	17
Infraction	I	1,303	1,155	1,602	1,358	244
Misdemeanor	M	310	580	580	321	259
Restricted O/L	RL	4	4	4	4	-
Show Cause	SC	6	16	16	5	11
Traffic Total		1,636	1,795	2,243	1,695	548
<u>Civil</u>						
Abstract	AJ	1	0	1	1	-
Admin License	AL	30	0	30	30	-
Bond Forfeiture	BF	13	13	21	8	13
Capias	CA	2	5	9	4	5
Counter Claim	CC	1	3	3	1	2
Detinue	DT	37	30	47	32	15
Garnishment	GA	158	29	181	152	29
Impoundment	IM	8	0	8	8	-
Interrogatory	IN	12	19	34	15	19
Motion for Judgment	MJ	0	2	4	2	2
Other	OT	2	1	3	2	1
Protective Order	PO	27	0	27	27	-
Prelim Prot Order	PP	38	0	38	38	-
Petition-Restore Arms	PR	1	0	1	1	-
Show Cause	SC	7	8	20	12	8
Unlawful Detainer	UD	96	95	146	88	58
Warrant in Debt	WD	372	408	518	347	171
Civil Total		805	613	1,091	768	323
Rockingham Totals		3,027	4,229	5,207	3,034	2,173

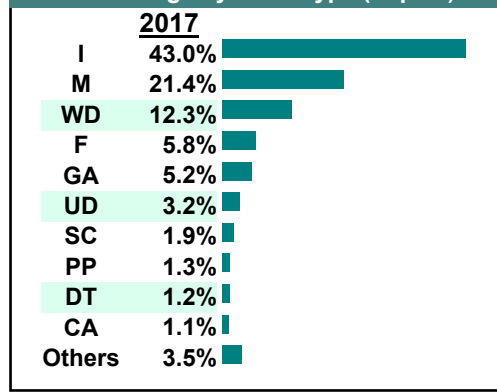
Calendared Filings with Top 12 Scheduled Times



% of Filings by Division



% of Filings by Case Type (Top 10)



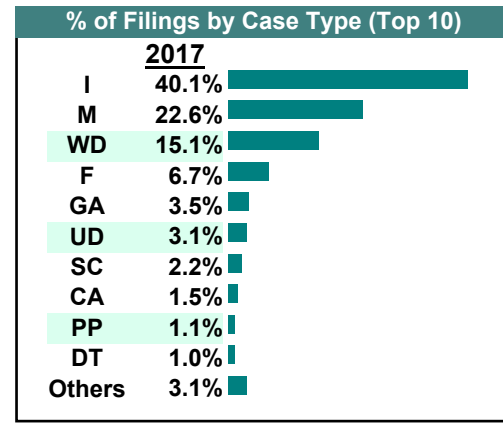
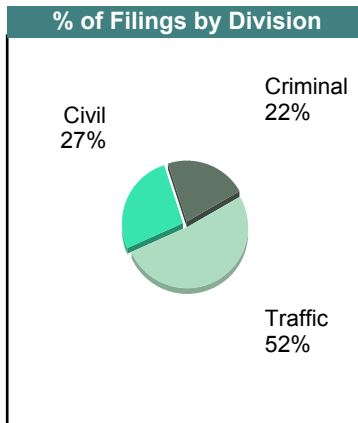
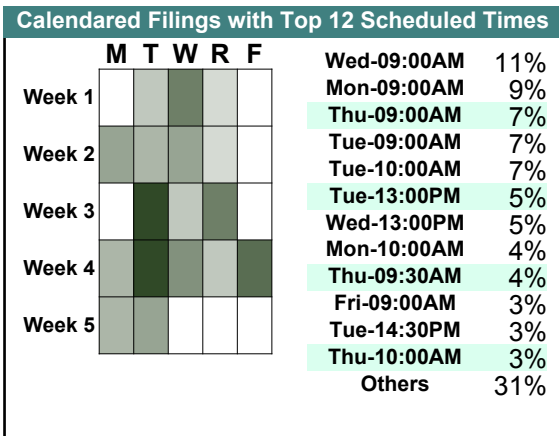
CASELOAD STATISTICS OF THE GENERAL DISTRICT COURTS

January 2017

Rockingham

District: 26

		Filings	Hearings	Transactions	Concluded	Cont
<u>Criminal</u>						
Capias	CA	32	103	103	31	72
Civil Violation	CV	10	34	34	10	24
Felony	F	181	615	640	130	510
Misdemeanor	M	327	992	1,008	356	652
Show Cause	SC	39	105	105	34	71
Criminal Total		589	1,849	1,890	561	1,329
<u>Traffic</u>						
Capias	CA	8	34	34	11	23
Felony	F	3	12	15	4	11
Infraction	I	1,097	954	1,344	1,084	260
Misdemeanor	M	290	538	538	318	220
Restricted O/L	RL	4	4	4	4	-
Show Cause	SC	14	23	23	13	10
Traffic Total		1,416	1,565	1,958	1,434	524
<u>Civil</u>						
Abstract	AJ	2	0	2	2	-
Admin License	AL	21	0	21	21	-
Bond Forfeiture	BF	10	13	22	9	13
Capias	CA	2	4	4	0	4
Counter Claim	CC	1	1	2	1	1
Detinue	DT	28	16	37	30	7
Garnishment	GA	95	35	139	104	35
Impoundment	IM	6	0	6	6	-
Interrogatory	IN	14	20	31	11	20
Motion for Judgment	MJ	1	0	1	1	-
Overweight	OC	1	0	2	2	-
Other	OT	2	2	4	2	2
Protective Order	PO	12	0	12	12	-
Prelim Prot Order	PP	30	0	30	30	-
Show Cause	SC	7	17	27	11	16
Tenants Assertion	TA	0	0	1	1	-
Unlawful Detainer	UD	85	119	159	88	71
Warrant in Debt	WD	413	406	531	368	163
Civil Total		730	633	1,031	699	332
Rockingham Totals		2,735	4,047	4,879	2,694	2,185



CASELOAD STATISTICS OF THE GENERAL DISTRICT COURTS

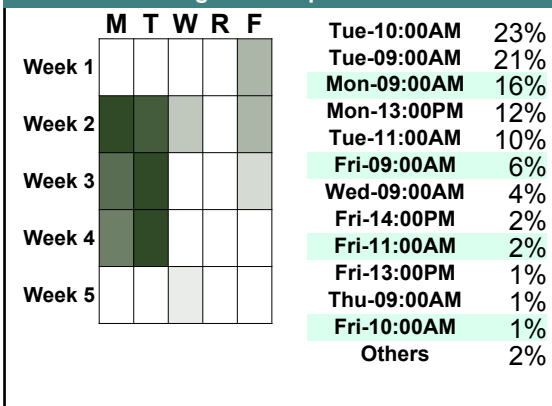
December 2017

Shenandoah

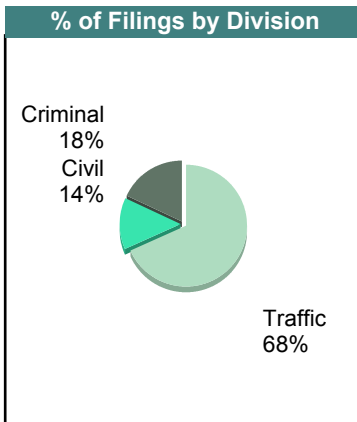
District: 26

		<u>Filings</u>	<u>Hearings</u>	<u>Transactions</u>	<u>Concluded</u>	<u>Cont</u>
<u>Criminal</u>						
Capias	CA	11	34	34	9	25
Civil Violation	CV	1	4	4	1	3
Felony	F	70	287	287	45	242
Misdemeanor	M	72	322	330	89	241
Show Cause	SC	6	32	32	20	12
Criminal Total		160	679	687	164	523
<u>Traffic</u>						
Capias	CA	1	16	16	7	9
Felony	F	1	6	6	3	3
Infraction	I	413	337	546	441	105
Misdemeanor	M	184	383	383	197	186
Show Cause	SC	5	13	13	5	8
Traffic Total		604	755	964	653	311
<u>Civil</u>						
Admin License	AL	8	0	8	8	-
Bond Forfeiture	BF	4	3	5	2	3
Capias	CA	0	1	1	0	1
Garnishment	GA	12	4	15	11	4
Impoundment	IM	3	0	3	3	-
Interrogatory	IN	1	20	22	2	20
Motion for Judgment	MJ	1	0	1	1	-
Prelim Prot Order	PP	1	0	3	3	-
Show Cause	SC	2	13	13	0	13
Unlawful Detainer	UD	18	18	24	17	7
Warrant in Debt	WD	71	82	108	69	39
Civil Total		121	141	203	116	87
Shenandoah Totals		885	1,575	1,854	933	921

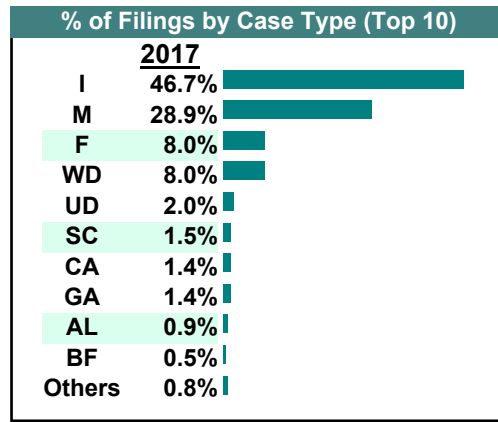
Calendared Filings with Top 12 Scheduled Times



% of Filings by Division



% of Filings by Case Type (Top 10)



CASELOAD STATISTICS OF THE GENERAL DISTRICT COURTS

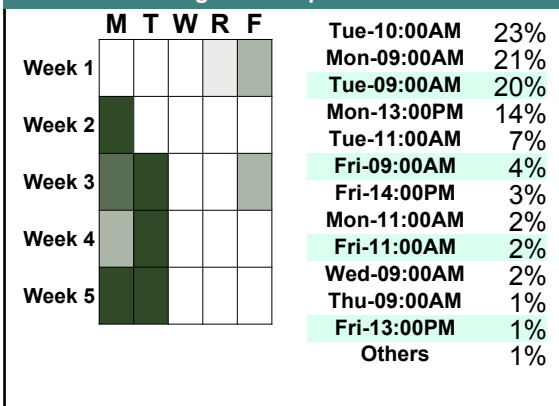
November 2017

Shenandoah

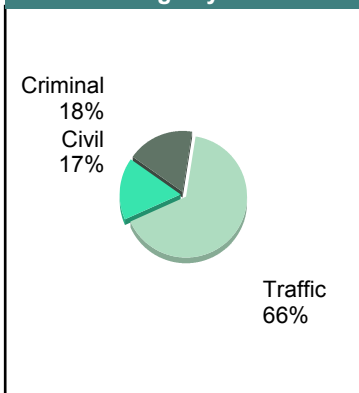
District: 26

		<u>Filings</u>	<u>Hearings</u>	<u>Transactions</u>	<u>Concluded</u>	<u>Cont</u>
<u>Criminal</u>						
Capias	CA	13	28	28	12	16
Civil Violation	CV	3	7	7	2	5
Felony	F	71	207	207	34	173
Misdemeanor	M	127	277	281	78	203
Show Cause	SC	18	44	44	16	28
Criminal Total		232	563	567	142	425
<u>Traffic</u>						
Capias	CA	3	11	11	1	10
Felony	F	5	11	11	2	9
Infraction	I	641	463	780	643	137
Misdemeanor	M	201	381	381	186	195
Show Cause	SC	6	12	12	4	8
Traffic Total		856	878	1,195	836	359
<u>Civil</u>						
Admin License	AL	4	0	4	4	-
Bond Forfeiture	BF	2	0	3	3	-
Capias	CA	2	2	4	2	2
Garnishment	GA	36	6	42	36	6
Interrogatory	IN	8	10	20	10	10
Motion for Judgment	MJ	1	0	1	1	-
Protective Order	PO	1	0	1	1	-
Prelim Prot Order	PP	1	1	3	2	1
Petition-Restore Arms	PR	0	1	1	0	1
Show Cause	SC	8	3	13	10	3
Unlawful Detainer	UD	28	28	42	29	13
Warrant in Debt	WD	124	119	165	135	30
Civil Total		215	170	299	233	66
Shenandoah Totals		1,303	1,611	2,061	1,211	850

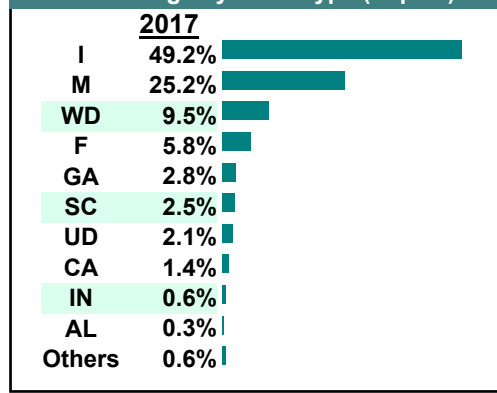
Calendared Filings with Top 12 Scheduled Times



% of Filings by Division



% of Filings by Case Type (Top 10)



CASELOAD STATISTICS OF THE GENERAL DISTRICT COURTS

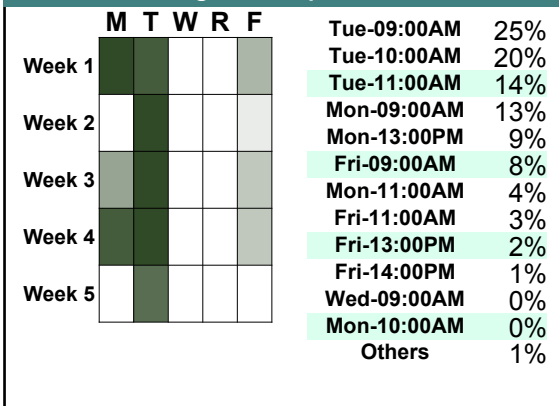
October 2017

Shenandoah

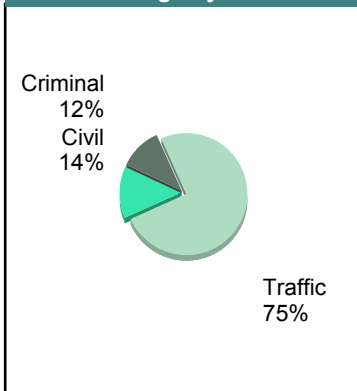
District: 26

		<u>Filings</u>	<u>Hearings</u>	<u>Transactions</u>	<u>Concluded</u>	<u>Cont</u>
<u>Criminal</u>						
Capias	CA	19	40	40	25	15
Civil Violation	CV	1	7	7	4	3
Felony	F	52	189	189	27	162
Misdemeanor	M	93	282	286	119	167
Show Cause	SC	11	31	31	10	21
Criminal Total		176	549	553	185	368
<u>Traffic</u>						
Capias	CA	9	19	19	6	13
Felony	F	2	7	7	2	5
Infraction	I	844	650	1,037	844	193
Misdemeanor	M	288	529	529	285	244
Show Cause	SC	4	13	13	7	6
Traffic Total		1,147	1,218	1,605	1,144	461
<u>Civil</u>						
Abstract	AJ	2	0	2	2	-
Admin License	AL	1	0	1	1	-
Bond Forfeiture	BF	1	3	4	2	2
Capias	CA	2	3	6	3	3
Garnishment	GA	23	2	30	28	2
Interrogatory	IN	7	35	42	7	35
Other	OT	4	0	4	4	-
Protective Order	PO	2	0	2	2	-
Prelim Prot Order	PP	0	0	2	2	-
Show Cause	SC	17	13	24	11	13
Unlawful Detainer	UD	24	23	29	23	6
Warrant in Debt	WD	124	126	172	136	36
Civil Total		207	205	318	221	97
Shenandoah Totals		1,530	1,972	2,476	1,550	926

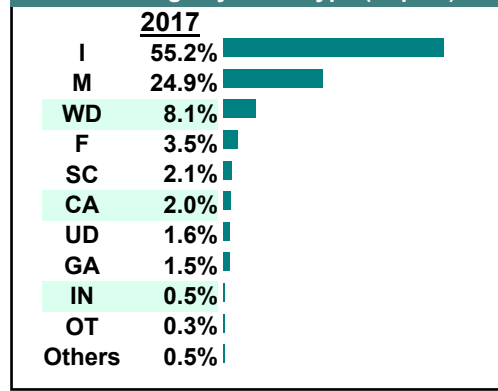
Calendared Filings with Top 12 Scheduled Times



% of Filings by Division



% of Filings by Case Type (Top 10)



CASELOAD STATISTICS OF THE GENERAL DISTRICT COURTS

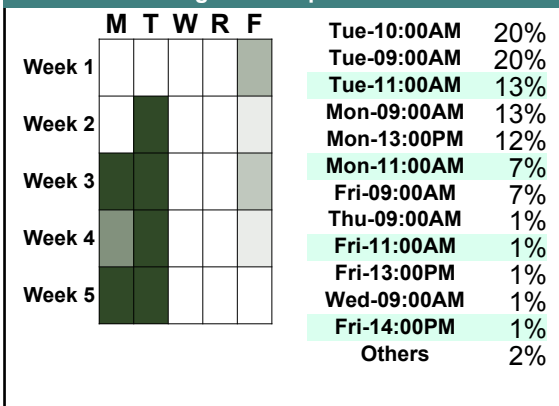
September 2017

Shenandoah

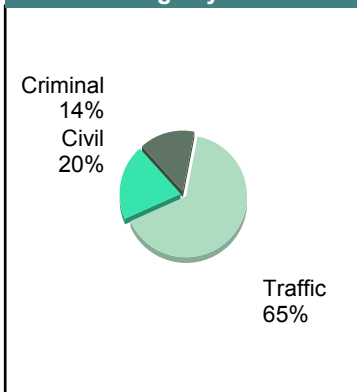
District: 26

		<u>Filings</u>	<u>Hearings</u>	<u>Transactions</u>	<u>Concluded</u>	<u>Cont</u>
<u>Criminal</u>						
Capias	CA	9	27	27	6	21
Civil Violation	CV	3	7	7	4	3
Felony	F	65	185	185	46	139
Misdemeanor	M	114	304	310	91	219
Show Cause	SC	12	43	43	8	35
Criminal Total		203	566	572	155	417
<u>Traffic</u>						
Capias	CA	7	13	13	4	9
Civil Violation	CV	1	1	1	1	-
Felony	F	0	6	6	1	5
Infraction	I	674	532	851	683	168
Misdemeanor	M	228	410	410	204	206
Show Cause	SC	7	16	16	4	12
Traffic Total		917	978	1,297	897	400
<u>Civil</u>						
Admin License	AL	3	0	3	3	-
Bond Forfeiture	BF	2	0	2	2	-
Detinue	DT	1	1	1	1	-
Garnishment	GA	96	11	114	103	11
Impoundment	IM	2	0	2	2	-
Interrogatory	IN	22	22	26	4	22
Other	OT	2	0	2	2	-
Protective Order	PO	1	0	1	1	-
Prelim Prot Order	PP	2	4	6	2	4
Show Cause	SC	0	1	1	0	1
Unlawful Detainer	UD	33	33	45	33	12
Warrant in Debt	WD	118	121	155	113	42
Civil Total		282	193	358	266	92
Shenandoah Totals		1,402	1,737	2,227	1,318	909

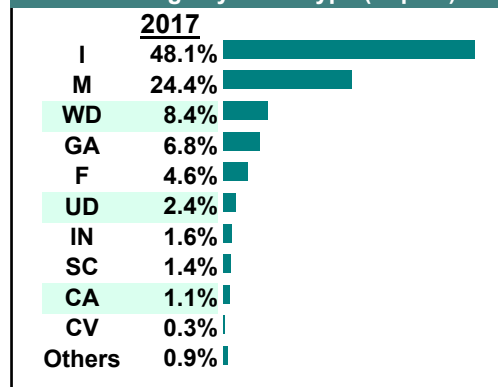
Calendared Filings with Top 12 Scheduled Times



% of Filings by Division

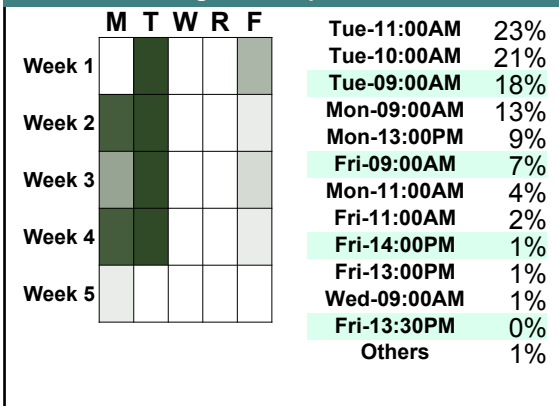


% of Filings by Case Type (Top 10)

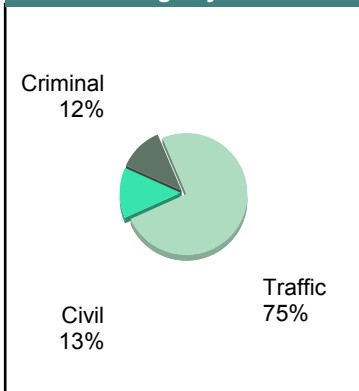


		<u>Filings</u>	<u>Hearings</u>	<u>Transactions</u>	<u>Concluded</u>	<u>Cont</u>
<u>Criminal</u>						
Capias	CA	11	34	34	14	20
Civil Violation	CV	3	13	13	7	6
Felony	F	37	127	127	38	89
Misdemeanor	M	116	299	305	86	219
Motion	MO	1	1	1	1	-
Show Cause	SC	4	24	24	8	16
Criminal Total		172	498	504	154	350
<u>Traffic</u>						
Capias	CA	3	18	18	6	12
Felony	F	2	9	9	1	8
Infraction	I	858	571	1,001	805	196
Misdemeanor	M	215	395	395	192	203
Show Cause	SC	1	3	3	0	3
Traffic Total		1,079	996	1,426	1,004	422
<u>Civil</u>						
Admin License	AL	9	0	9	9	-
Bond Forfeiture	BF	2	0	3	3	-
Capias	CA	0	4	4	0	4
Detinue	DT	1	0	2	2	-
Garnishment	GA	34	7	40	33	7
Impoundment	IM	2	0	2	2	-
Interrogatory	IN	2	15	16	1	15
Prelim Prot Order	PP	2	3	5	2	3
Show Cause	SC	2	7	8	1	7
Unlawful Detainer	UD	16	14	23	16	7
Warrant in Debt	WD	121	108	134	96	38
Civil Total		191	158	246	165	81
Shenandoah Totals		1,442	1,652	2,176	1,323	853

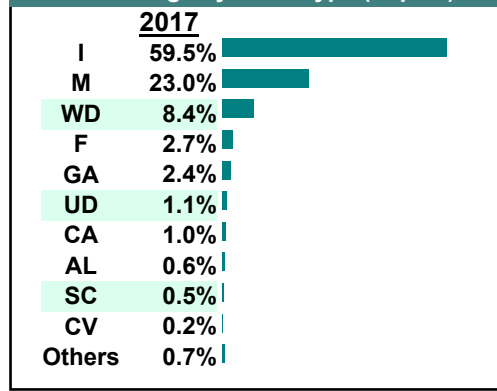
Calendared Filings with Top 12 Scheduled Times



% of Filings by Division



% of Filings by Case Type (Top 10)



CASELOAD STATISTICS OF THE GENERAL DISTRICT COURTS

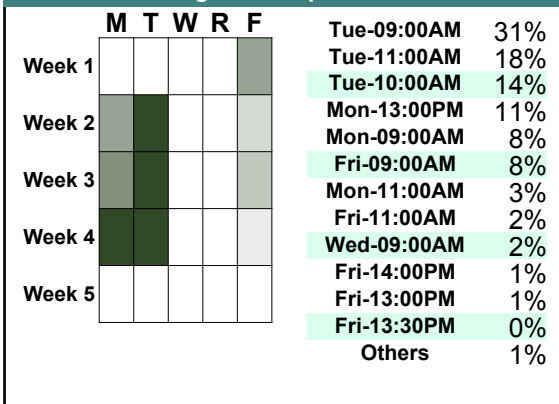
July 2017

Shenandoah

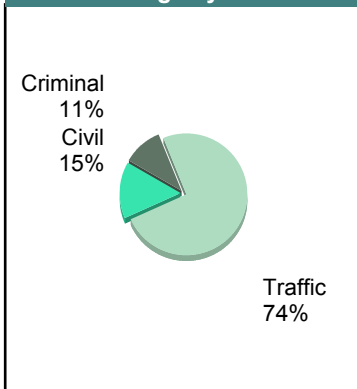
District: 26

		<u>Filings</u>	<u>Hearings</u>	<u>Transactions</u>	<u>Concluded</u>	<u>Cont</u>
<u>Criminal</u>						
Capias	CA	12	31	31	18	13
Civil Violation	CV	2	9	9	3	6
Felony	F	28	170	170	45	125
Misdemeanor	M	102	279	283	78	205
Show Cause	SC	15	41	41	14	27
Criminal Total		159	530	534	158	376
<u>Traffic</u>						
Capias	CA	5	14	14	4	10
Civil Violation	CV	1	1	1	1	-
Felony	F	2	12	12	0	12
Infraction	I	889	529	1,007	875	132
Misdemeanor	M	203	349	349	202	147
Show Cause	SC	5	7	7	2	5
Traffic Total		1,105	912	1,390	1,084	306
<u>Civil</u>						
Admin License	AL	7	0	7	7	-
Bond Forfeiture	BF	3	3	4	2	2
Capias	CA	1	3	4	1	3
Detinue	DT	3	2	3	2	1
Garnishment	GA	81	21	97	76	21
Impoundment	IM	3	0	3	3	-
Interrogatory	IN	1	14	21	7	14
Motion for Judgment	MJ	0	0	1	1	-
Other	OT	3	0	3	3	-
Prelim Prot Order	PP	4	6	7	1	6
Show Cause	SC	6	3	8	5	3
Unlawful Detainer	UD	24	17	34	23	11
Warrant in Debt	WD	86	95	118	88	30
Civil Total		222	164	310	219	91
Shenandoah Totals		1,486	1,606	2,234	1,461	773

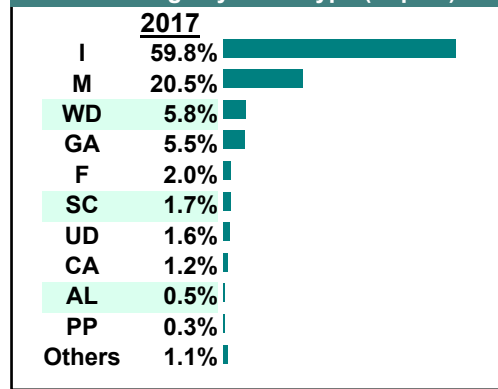
Calendared Filings with Top 12 Scheduled Times



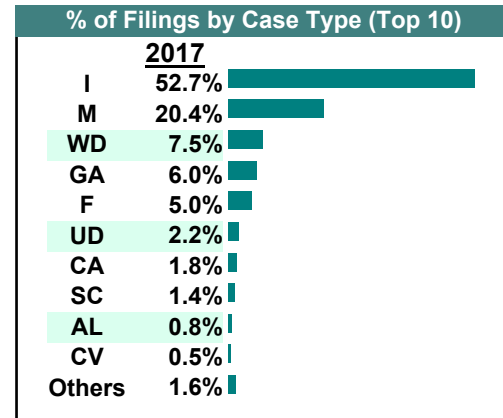
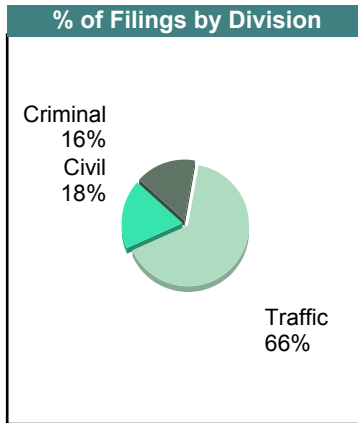
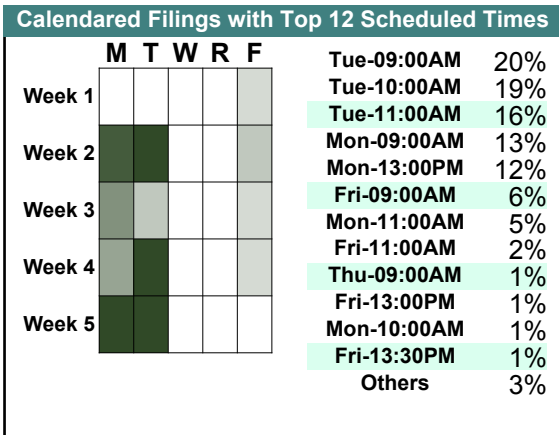
% of Filings by Division



% of Filings by Case Type (Top 10)



		<u>Filings</u>	<u>Hearings</u>	<u>Transactions</u>	<u>Concluded</u>	<u>Cont</u>
<u>Criminal</u>						
Capias	CA	9	36	36	13	23
Civil Violation	CV	6	10	10	3	7
Felony	F	61	210	210	45	165
Misdemeanor	M	109	301	307	94	213
Motion	MO	1	1	1	1	-
Show Cause	SC	14	48	48	10	38
Criminal Total		200	606	612	166	446
<u>Traffic</u>						
Capias	CA	8	29	29	7	22
Felony	F	2	6	6	0	6
Infraction	I	658	503	844	687	157
Misdemeanor	M	146	353	353	158	195
Show Cause	SC	4	11	11	4	7
Traffic Total		818	902	1,243	856	387
<u>Civil</u>						
Admin License	AL	10	0	10	10	-
Bond Forfeiture	BF	4	1	4	3	1
Capias	CA	6	5	7	2	5
Garnishment	GA	75	16	101	85	16
Impoundment	IM	1	0	1	1	-
Interrogatory	IN	5	21	32	11	21
Protective Order	PO	4	3	4	1	3
Prelim Prot Order	PP	5	5	10	5	5
Petition-Restore Arms	PR	0	1	1	0	1
Show Cause	SC	0	3	12	9	3
Unlawful Detainer	UD	27	30	36	23	12
Warrant in Debt	WD	93	107	136	114	22
Civil Total		230	192	354	264	89
Shenandoah Totals		1,248	1,700	2,209	1,286	922



CASELOAD STATISTICS OF THE GENERAL DISTRICT COURTS

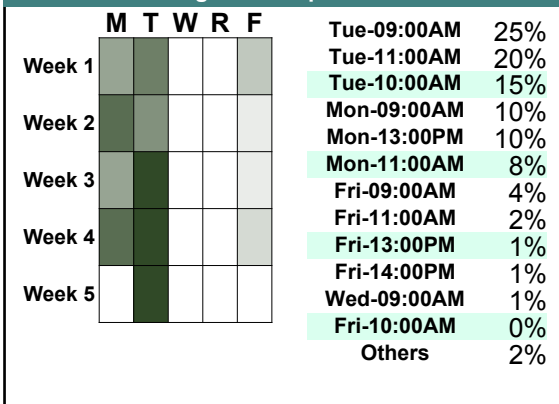
May 2017

Shenandoah

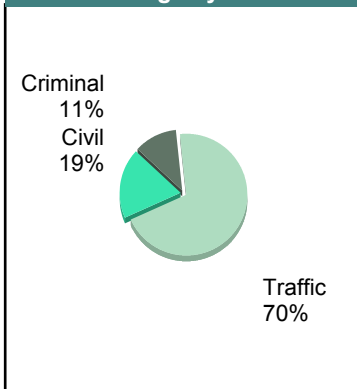
District: 26

		<u>Filings</u>	<u>Hearings</u>	<u>Transactions</u>	<u>Concluded</u>	<u>Cont</u>
<u>Criminal</u>						
Capias	CA	15	37	37	14	23
Civil Violation	CV	6	12	12	3	9
Felony	F	37	185	185	68	117
Misdemeanor	M	95	315	324	118	206
Show Cause	SC	8	30	30	13	17
Criminal Total		161	579	588	216	372
<u>Traffic</u>						
Capias	CA	5	14	14	6	8
Felony	F	2	11	11	7	4
Infraction	I	705	586	875	711	164
Misdemeanor	M	268	490	490	259	231
Show Cause	SC	7	12	12	2	10
Traffic Total		987	1,113	1,402	985	417
<u>Civil</u>						
Abstract	AJ	1	0	1	1	-
Admin License	AL	6	0	6	6	-
Bond Forfeiture	BF	2	2	3	1	2
Garnishment	GA	99	21	114	93	21
Impoundment	IM	2	0	2	2	-
Interrogatory	IN	4	17	28	11	17
Motion for Judgment	MJ	1	0	1	1	-
Overweight	OC	0	0	1	1	-
Protective Order	PO	3	0	3	3	-
Prelim Prot Order	PP	2	3	5	2	3
Petition-Restore Arms	PR	1	1	1	0	1
Show Cause	SC	8	12	30	18	12
Unlawful Detainer	UD	20	18	26	20	6
Warrant in Debt	WD	115	117	157	115	42
Civil Total		264	191	378	274	104
Shenandoah Totals		1,412	1,883	2,368	1,475	893

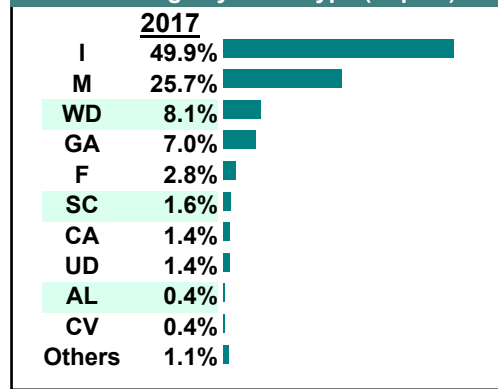
Calendared Filings with Top 12 Scheduled Times



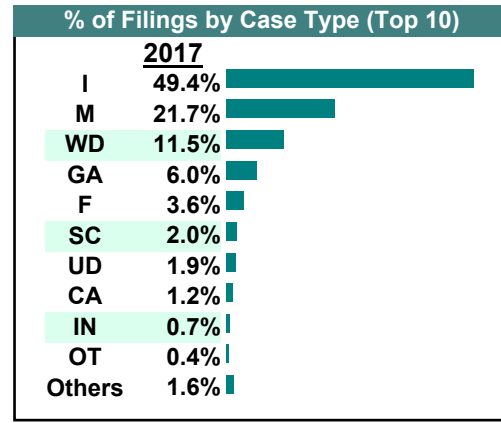
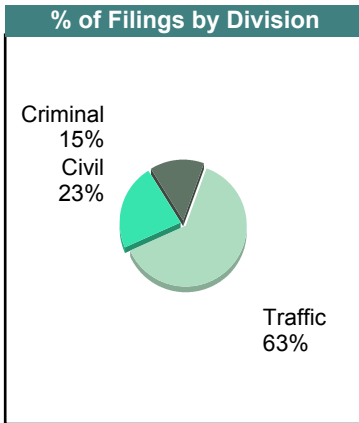
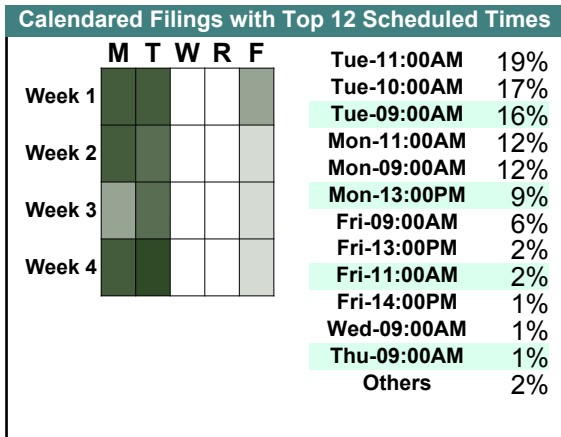
% of Filings by Division



% of Filings by Case Type (Top 10)

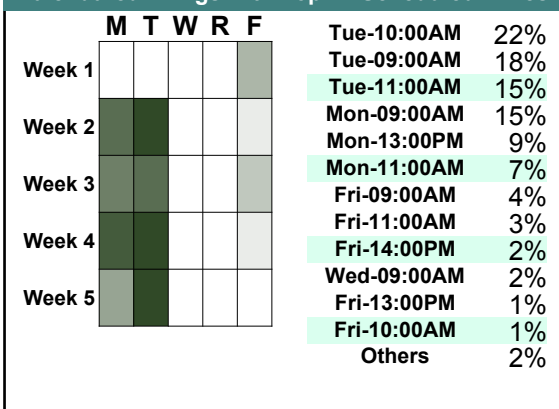


		<u>Filings</u>	<u>Hearings</u>	<u>Transactions</u>	<u>Concluded</u>	<u>Cont</u>
<u>Criminal</u>						
Capias	CA	10	34	34	14	20
Civil Violation	CV	3	9	9	4	5
Felony	F	40	217	217	53	164
Misdemeanor	M	102	332	333	109	224
Show Cause	SC	12	30	30	11	19
Criminal Total		167	622	623	191	432
<u>Traffic</u>						
Capias	CA	4	13	13	6	7
Felony	F	1	8	8	2	6
Infraction	I	567	474	729	591	138
Misdemeanor	M	147	322	322	180	142
Show Cause	SC	1	5	5	3	2
Traffic Total		720	822	1,077	782	295
<u>Civil</u>						
Abstract	AJ	1	0	1	1	-
Admin License	AL	4	0	4	4	-
Bond Forfeiture	BF	3	1	4	3	1
Detinue	DT	1	2	2	1	1
Garnishment	GA	69	21	93	72	21
Impoundment	IM	3	0	3	3	-
Interrogatory	IN	8	23	43	20	23
Overweight	OC	3	1	4	3	1
Other	OT	5	0	5	5	-
Prelim Prot Order	PP	0	0	1	1	-
Show Cause	SC	10	16	28	12	16
Unlawful Detainer	UD	22	22	30	24	6
Warrant in Debt	WD	132	136	179	135	44
Civil Total		261	222	397	284	113
Shenandoah Totals		1,148	1,666	2,097	1,257	840

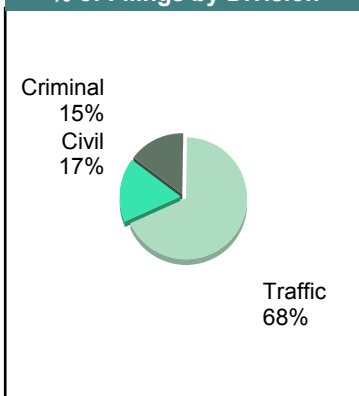


		Filings	Hearings	Transactions	Concluded	Cont
<u>Criminal</u>						
Capias	CA	18	38	38	16	22
Civil Violation	CV	0	7	7	3	4
Felony	F	78	229	229	33	196
Misdemeanor	M	130	332	337	83	254
Motion	MO	1	1	1	1	-
Show Cause	SC	20	35	35	11	24
Criminal Total		247	642	647	147	500
<u>Traffic</u>						
Capias	CA	3	11	11	2	9
Civil Violation	CV	1	1	1	1	-
Felony	F	10	20	20	8	12
Infraction	I	881	621	1,049	790	259
Misdemeanor	M	223	406	406	189	217
Show Cause	SC	3	7	7	2	5
Traffic Total		1,121	1,066	1,494	992	502
<u>Civil</u>						
Abstract	AJ	2	0	2	2	-
Admin License	AL	10	0	10	10	-
Bond Forfeiture	BF	0	1	1	1	-
Garnishment	GA	113	22	134	112	22
Impoundment	IM	4	0	4	4	-
Interrogatory	IN	4	17	30	13	17
Motion for Judgment	MJ	1	2	2	0	2
Overweight	OC	0	1	1	0	1
Other	OT	2	0	2	2	-
Prelim Prot Order	PP	2	3	4	1	3
Show Cause	SC	15	15	37	22	15
Unlawful Detainer	UD	12	17	21	15	6
Warrant in Debt	WD	113	122	146	94	52
Civil Total		278	200	394	276	118
Shenandoah Totals		1,646	1,908	2,535	1,415	1,120

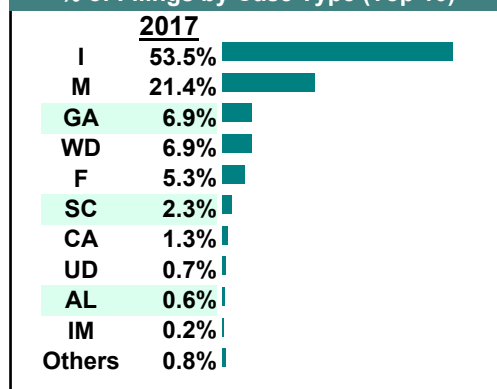
Calendared Filings with Top 12 Scheduled Times



% of Filings by Division



% of Filings by Case Type (Top 10)



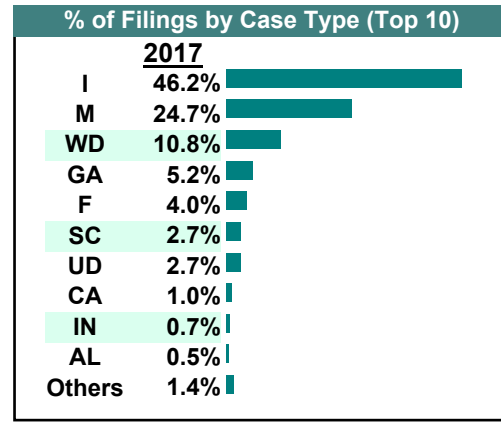
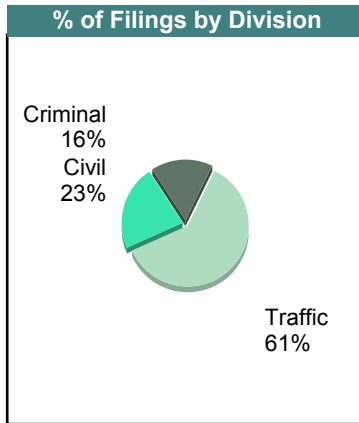
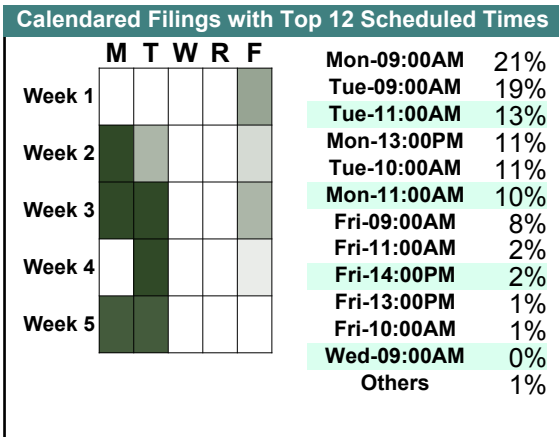
CASELOAD STATISTICS OF THE GENERAL DISTRICT COURTS

February 2017

Shenandoah

District: 26

		<u>Filings</u>	<u>Hearings</u>	<u>Transactions</u>	<u>Concluded</u>	<u>Cont</u>
<u>Criminal</u>						
Capias	CA	10	39	39	13	26
Civil Violation	CV	4	10	10	0	10
Felony	F	42	186	186	40	146
Misdemeanor	M	125	302	308	91	217
Show Cause	SC	10	40	40	11	29
Criminal Total		191	577	583	155	428
<u>Traffic</u>						
Capias	CA	2	12	12	2	10
Felony	F	5	10	10	1	9
Infraction	I	540	446	685	553	132
Misdemeanor	M	163	362	362	170	192
Show Cause	SC	4	10	10	6	4
Traffic Total		714	840	1,079	732	347
<u>Civil</u>						
Admin License	AL	6	0	6	6	-
Bond Forfeiture	BF	2	2	3	2	1
Detinue	DT	1	1	1	1	-
Garnishment	GA	61	18	73	55	18
Impoundment	IM	2	0	2	2	-
Interrogatory	IN	8	29	39	10	29
Motion for Judgment	MJ	1	0	1	1	-
Other	OT	2	0	3	3	-
Protective Order	PO	1	0	1	1	-
Prelim Prot Order	PP	3	4	5	1	4
Show Cause	SC	18	22	34	12	22
Unlawful Detainer	UD	32	28	49	39	10
Warrant in Debt	WD	126	123	156	124	32
Civil Total		263	227	373	257	116
Shenandoah Totals		1,168	1,644	2,035	1,144	891



CASELOAD STATISTICS OF THE GENERAL DISTRICT COURTS

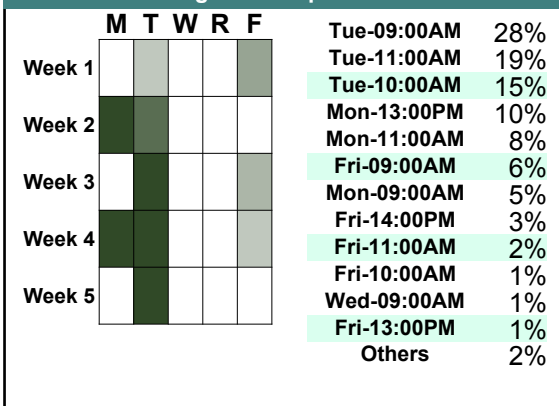
January 2017

Shenandoah

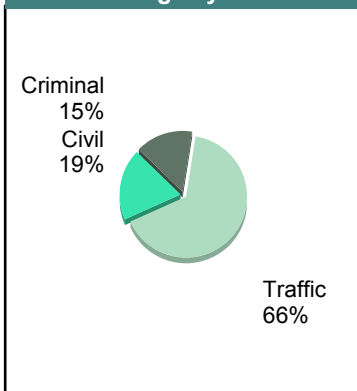
District: 26

		<u>Filings</u>	<u>Hearings</u>	<u>Transactions</u>	<u>Concluded</u>	<u>Cont</u>
<u>Criminal</u>						
Capias	CA	27	62	62	24	38
Civil Violation	CV	2	4	4	0	4
Felony	F	61	159	159	23	136
Misdemeanor	M	116	432	435	100	335
Show Cause	SC	13	23	23	5	18
Criminal Total		219	680	683	152	531
<u>Traffic</u>						
Capias	CA	5	16	16	6	10
Felony	F	3	5	5	1	4
Infraction	I	718	457	820	684	136
Misdemeanor	M	212	414	414	203	211
Show Cause	SC	5	7	7	3	4
Traffic Total		943	899	1,262	897	365
<u>Civil</u>						
Admin License	AL	9	0	9	9	-
Bond Forfeiture	BF	2	1	3	2	1
Garnishment	GA	78	14	92	78	14
Impoundment	IM	5	0	5	5	-
Interrogatory	IN	9	31	37	6	31
Overweight	OC	2	1	2	1	1
Other	OT	7	1	7	6	1
Prelim Prot Order	PP	3	3	9	6	3
Show Cause	SC	13	20	30	10	20
Tenants Assertion	TA	0	0	1	1	-
Unlawful Detainer	UD	38	39	48	32	16
Warrant in Debt	WD	107	109	133	105	28
Civil Total		273	219	376	261	115
Shenandoah Totals		1,435	1,798	2,321	1,310	1,011

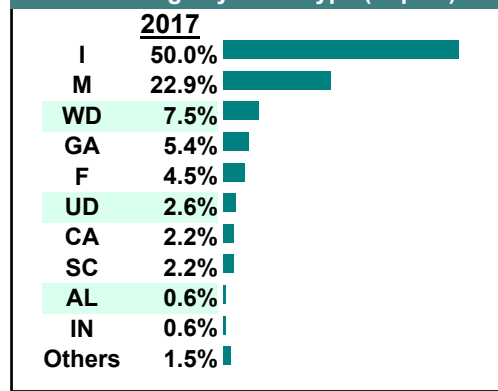
Calendared Filings with Top 12 Scheduled Times



% of Filings by Division



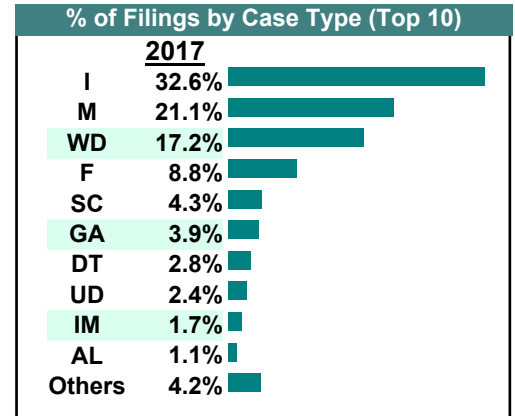
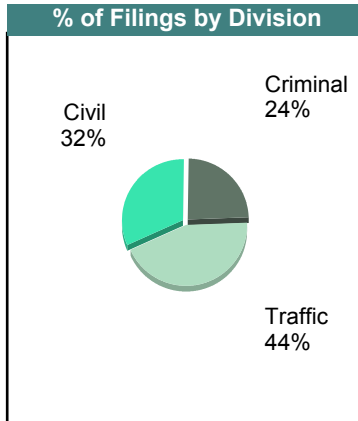
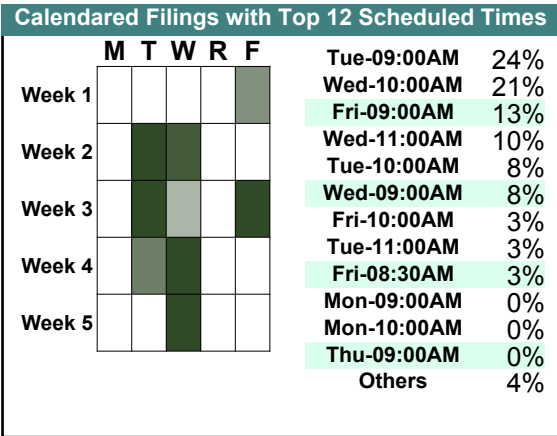
% of Filings by Case Type (Top 10)



CASELOAD STATISTICS OF THE GENERAL DISTRICT COURTS

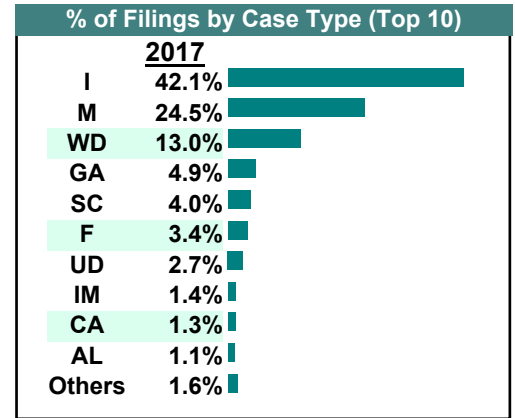
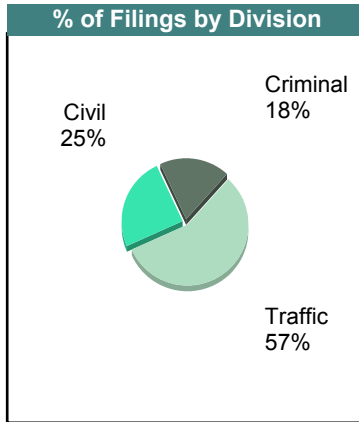
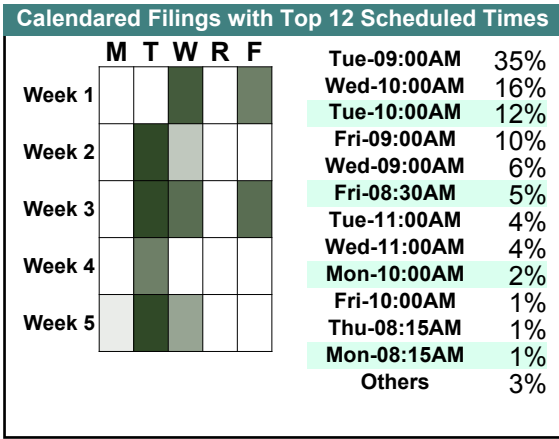
December 2017

		<u>Filings</u>	<u>Hearings</u>	<u>Transactions</u>	<u>Concluded</u>	<u>Cont</u>
<u>Criminal</u>						
Capias	CA	2	11	11	2	9
Civil Violation	CV	8	11	11	7	4
Felony	F	60	122	122	31	91
Misdemeanor	M	93	210	216	97	118
Show Cause	SC	10	39	39	6	33
Criminal Total		173	393	399	143	255
<u>Traffic</u>						
Capias	CA	6	10	10	7	3
Felony	F	3	10	10	6	4
Infraction	I	235	150	282	247	35
Misdemeanor	M	59	149	149	88	61
Show Cause	SC	13	31	31	21	10
Traffic Total		316	350	482	369	113
<u>Civil</u>						
Abstract	AJ	3	0	3	3	-
Admin License	AL	8	1	8	7	1
Capias	CA	0	0	1	1	-
Counter Claim	CC	1	0	1	1	-
Detinue	DT	20	15	23	20	2
Garnishment	GA	28	7	30	23	7
Impoundment	IM	12	3	12	9	-
Interrogatory	IN	1	7	15	8	7
Overweight	OC	1	1	1	0	1
Other	OT	2	1	2	1	-
Prelim Prot Order	PP	4	0	4	4	-
Petition-Restore Arms	PR	2	2	2	0	2
Show Cause	SC	8	6	9	3	6
Unlawful Detainer	UD	17	21	24	15	9
Warrant in Debt	WD	124	135	172	124	47
Civil Total		231	199	307	219	82
Warren Totals		720	942	1,188	731	450



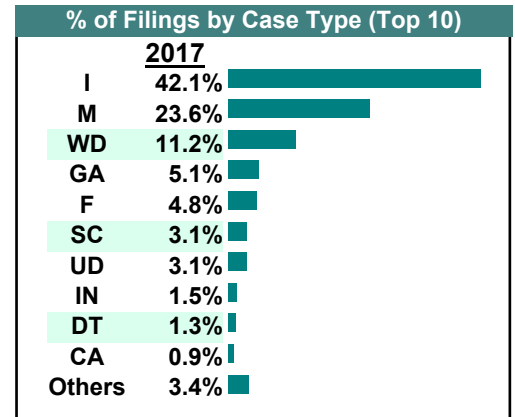
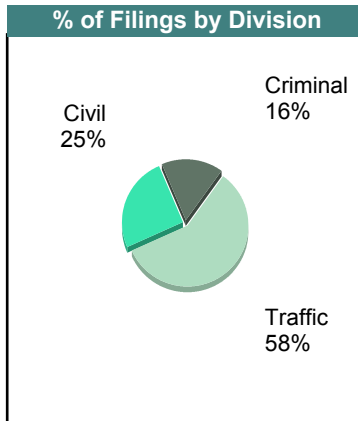
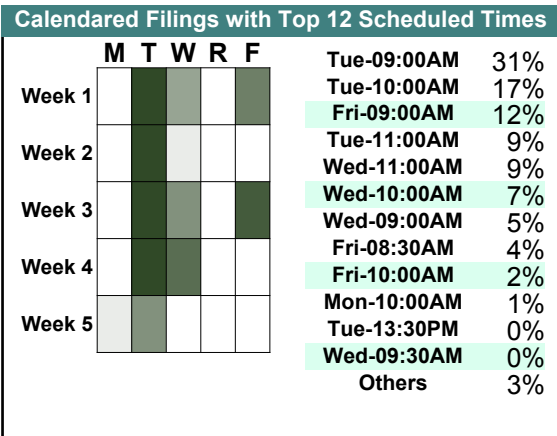
November 2017

		Filings	Hearings	Transactions	Concluded	Cont
<u>Criminal</u>						
Capias	CA	7	17	17	7	10
Civil Violation	CV	3	8	8	6	2
Felony	F	27	127	127	66	61
Misdemeanor	M	104	258	261	120	141
Show Cause	SC	16	48	48	24	24
Criminal Total		157	458	461	223	238
<u>Traffic</u>						
Capias	CA	4	8	8	6	2
Felony	F	2	6	6	1	5
Infraction	I	359	215	405	357	48
Misdemeanor	M	105	194	194	109	85
Show Cause	SC	14	28	28	16	12
Traffic Total		484	451	641	489	152
<u>Civil</u>						
Admin License	AL	9	0	9	9	-
Bond Forfeiture	BF	0	2	2	0	-
Detinue	DT	8	6	12	12	-
Garnishment	GA	42	2	44	42	2
Impoundment	IM	12	0	12	12	-
Interrogatory	IN	1	4	7	3	4
Overweight	OC	1	0	1	1	-
Other	OT	1	1	1	0	-
Show Cause	SC	4	4	6	2	4
Unlawful Detainer	UD	23	28	35	25	10
Warrant in Debt	WD	111	103	150	105	45
Civil Total		212	150	279	211	65
Warren Totals		853	1,059	1,381	923	455



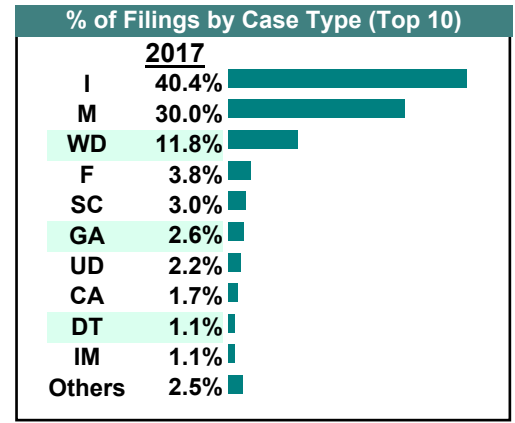
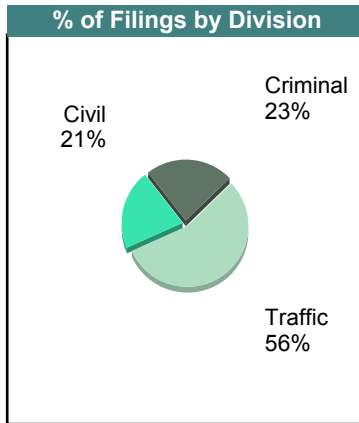
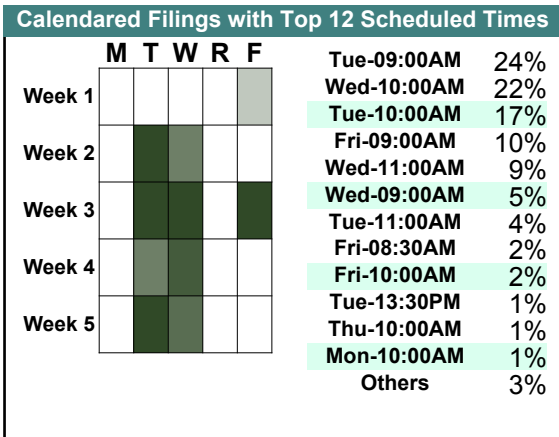
October 2017

		<u>Filings</u>	<u>Hearings</u>	<u>Transactions</u>	<u>Concluded</u>	<u>Cont</u>
<u>Criminal</u>						
Capias	CA	5	20	20	10	10
Civil Violation	CV	4	9	9	5	4
Felony	F	52	142	142	30	112
Misdemeanor	M	108	297	304	139	165
Show Cause	SC	16	58	58	20	38
Criminal Total		185	526	533	204	329
<u>Traffic</u>						
Capias	CA	5	16	16	9	7
Felony	F	3	7	7	2	5
Infraction	I	483	280	543	480	63
Misdemeanor	M	162	286	286	159	127
Show Cause	SC	17	38	38	17	21
Traffic Total		670	627	890	667	223
<u>Civil</u>						
Abstract	AJ	5	0	5	5	-
Admin License	AL	7	0	7	7	-
Bond Forfeiture	BF	2	2	2	0	2
Capias	CA	0	1	1	0	1
Detinue	DT	15	9	16	11	5
Garnishment	GA	58	6	64	58	6
Impoundment	IM	7	1	7	6	-
Interrogatory	IN	17	19	26	7	19
Other	OT	2	0	2	2	-
Protective Order	PO	6	0	6	6	-
Prelim Prot Order	PP	6	1	6	5	-
Show Cause	SC	3	3	4	1	3
Unlawful Detainer	UD	35	38	49	38	11
Warrant in Debt	WD	128	145	200	145	55
Civil Total		291	225	395	291	102
Warren Totals		1,146	1,378	1,818	1,162	654



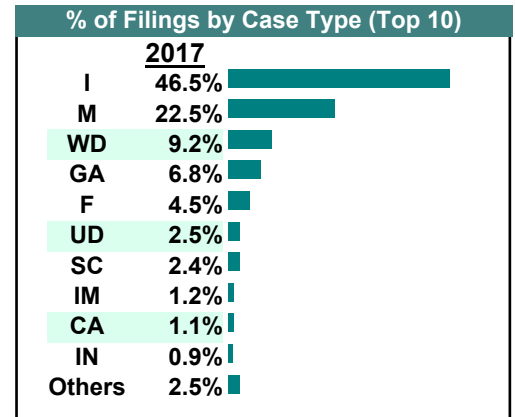
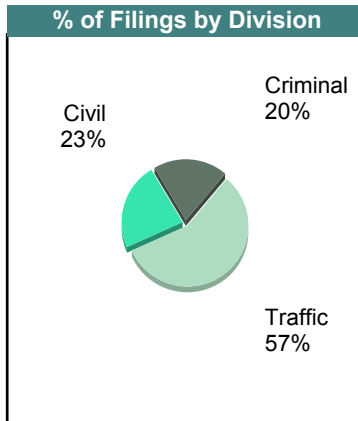
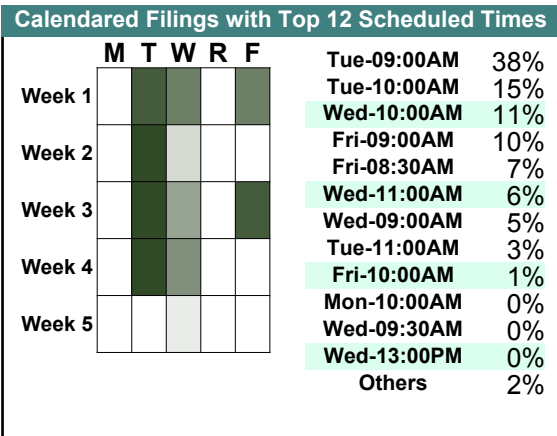
September 2017

		<u>Filings</u>	<u>Hearings</u>	<u>Transactions</u>	<u>Concluded</u>	<u>Cont</u>
<u>Criminal</u>						
Capias	CA	10	25	25	11	14
Civil Violation	CV	4	7	7	2	5
Felony	F	38	148	148	37	111
Misdemeanor	M	170	274	291	106	185
Show Cause	SC	15	44	44	15	29
Criminal Total		237	498	515	171	344
<u>Traffic</u>						
Capias	CA	7	11	11	4	7
Felony	F	1	5	5	1	4
Infraction	I	410	264	472	415	57
Misdemeanor	M	134	222	222	119	103
Show Cause	SC	12	24	24	8	16
Traffic Total		564	526	734	547	187
<u>Civil</u>						
Abstract	AJ	1	0	1	1	-
Admin License	AL	10	1	10	9	-
Bond Forfeiture	BF	3	2	3	1	2
Detinue	DT	11	5	12	11	1
Garnishment	GA	26	1	31	30	1
Impoundment	IM	11	1	11	10	-
Interrogatory	IN	0	0	5	5	-
Other	OT	3	0	3	3	-
Protective Order	PO	0	0	1	1	-
Prelim Prot Order	PP	4	0	4	4	-
Show Cause	SC	3	0	7	7	-
Unlawful Detainer	UD	22	25	37	25	12
Warrant in Debt	WD	120	121	169	118	51
Civil Total		214	156	294	225	67
Warren Totals		1,015	1,180	1,543	943	598



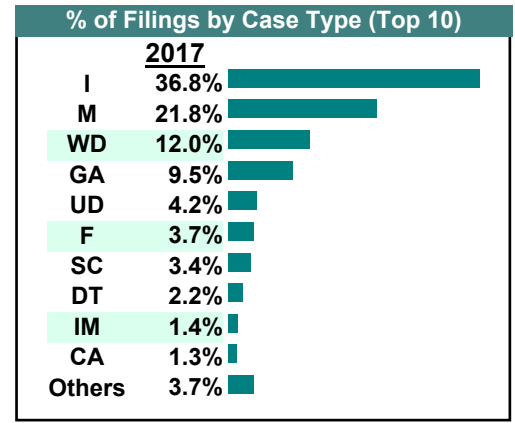
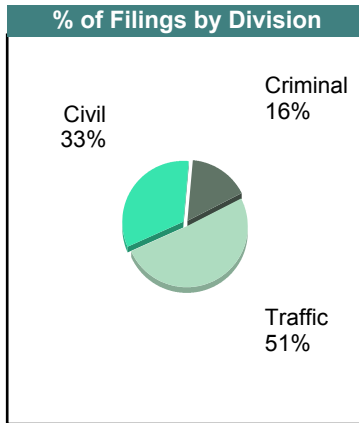
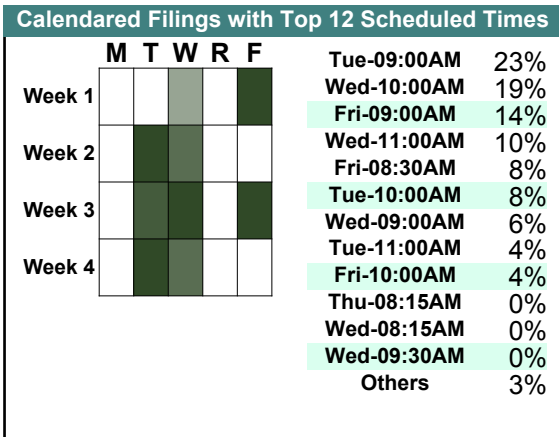
August 2017

		Filings	Hearings	Transactions	Concluded	Cont
<u>Criminal</u>						
Capias	CA	11	21	21	7	14
Civil Violation	CV	2	5	5	1	4
Felony	F	47	126	126	30	96
Misdemeanor	M	138	269	279	115	164
Show Cause	SC	17	59	59	14	45
Criminal Total		215	480	490	167	323
<u>Traffic</u>						
Capias	CA	1	2	2	1	1
Felony	F	2	8	8	4	4
Infraction	I	507	285	575	522	53
Misdemeanor	M	107	174	174	105	69
Show Cause	SC	6	12	12	6	6
Traffic Total		623	481	771	638	133
<u>Civil</u>						
Admin License	AL	6	0	6	6	-
Bond Forfeiture	BF	1	0	1	1	-
Capias	CA	0	1	1	0	1
Counter Claim	CC	1	1	1	1	-
Detinue	DT	9	9	13	11	2
Garnishment	GA	74	6	86	80	6
Impoundment	IM	13	0	13	13	-
Interrogatory	IN	10	12	17	5	12
Other	OT	4	1	5	4	1
Protective Order	PO	2	1	2	1	1
Prelim Prot Order	PP	2	1	3	2	1
Show Cause	SC	3	4	8	4	4
Unlawful Detainer	UD	27	25	33	23	10
Warrant in Debt	WD	100	104	153	100	53
Civil Total		252	165	342	251	91
Warren Totals		1,090	1,126	1,603	1,056	547



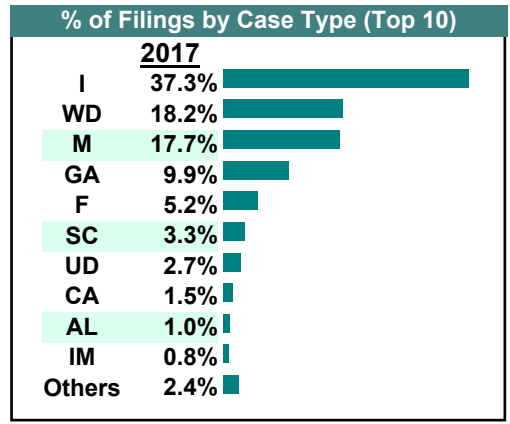
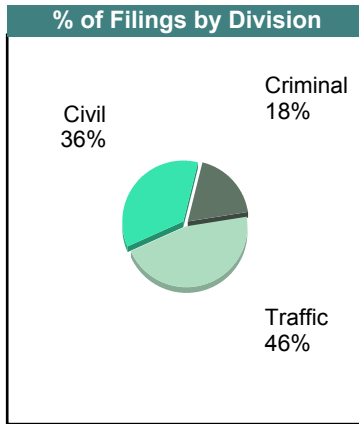
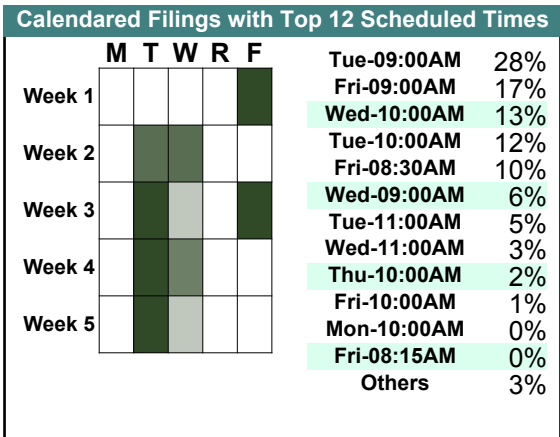
July 2017

		Filings	Hearings	Transactions	Concluded	Cont
<u>Criminal</u>						
Capias	CA	7	17	17	11	6
Civil Violation	CV	5	8	8	5	3
Felony	F	29	101	101	31	70
Misdemeanor	M	79	168	176	90	86
Show Cause	SC	15	53	53	26	27
Criminal Total		135	347	355	163	192
<u>Traffic</u>						
Capias	CA	3	11	11	5	6
Felony	F	2	5	5	0	5
Infraction	I	307	191	338	281	57
Misdemeanor	M	103	170	170	88	82
Show Cause	SC	8	23	23	9	14
Traffic Total		423	400	547	383	164
<u>Civil</u>						
Admin License	AL	10	0	10	10	-
Bond Forfeiture	BF	1	0	2	2	-
Capias	CA	1	1	3	2	1
Detinue	DT	18	13	19	15	4
Garnishment	GA	79	18	92	74	18
Impoundment	IM	12	0	12	12	-
Interrogatory	IN	9	6	19	13	6
Other	OT	1	0	1	1	-
Protective Order	PO	4	2	4	2	-
Prelim Prot Order	PP	1	0	1	1	-
Show Cause	SC	5	1	12	11	1
Unlawful Detainer	UD	35	37	49	33	16
Warrant in Debt	WD	100	100	143	103	40
Civil Total		276	178	367	279	86
Warren Totals		834	925	1,269	825	442



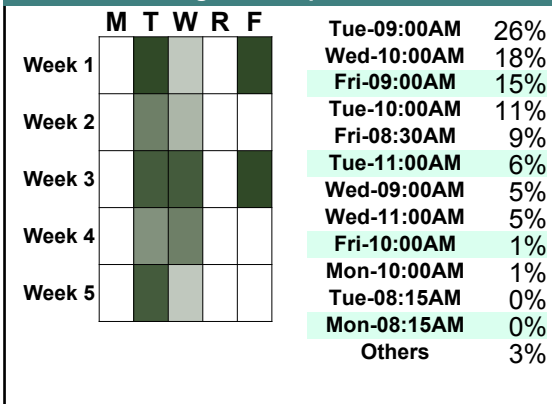
June 2017

		<u>Filings</u>	<u>Hearings</u>	<u>Transactions</u>	<u>Concluded</u>	<u>Cont</u>
<u>Criminal</u>						
Capias	CA	10	25	25	12	13
Civil Violation	CV	3	4	4	0	4
Felony	F	46	123	123	36	87
Misdemeanor	M	90	192	198	72	126
Show Cause	SC	13	68	68	26	42
Criminal Total		162	412	418	146	272
<u>Traffic</u>						
Capias	CA	3	10	10	3	7
Civil Violation	CV	1	0	1	1	-
Felony	F	0	3	3	0	3
Infraction	I	328	210	354	316	38
Misdemeanor	M	66	130	130	64	66
Show Cause	SC	6	23	23	11	12
Traffic Total		404	376	521	395	126
<u>Civil</u>						
Abstract	AJ	1	0	1	1	-
Admin License	AL	9	0	9	9	-
Bond Forfeiture	BF	3	3	3	0	3
Capias	CA	0	2	2	0	2
Counter Claim	CC	0	1	2	1	1
Detinue	DT	5	2	5	5	-
Garnishment	GA	87	17	102	85	17
Impoundment	IM	7	0	7	7	-
Interrogatory	IN	2	12	17	5	12
Other	OT	3	1	3	2	-
Protective Order	PO	1	0	1	1	-
Prelim Prot Order	PP	2	0	2	2	-
Show Cause	SC	10	12	21	9	12
Unlawful Detainer	UD	24	22	31	20	11
Warrant in Debt	WD	160	150	199	134	65
Civil Total		314	222	405	281	123
Warren Totals		880	1,010	1,344	822	521

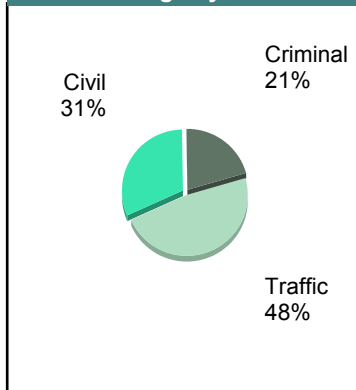


		<u>Filings</u>	<u>Hearings</u>	<u>Transactions</u>	<u>Concluded</u>	<u>Cont</u>
<u>Criminal</u>						
Capias	CA	14	36	36	18	18
Civil Violation	CV	1	5	5	3	2
Felony	F	32	131	131	51	80
Misdemeanor	M	113	238	246	117	129
Show Cause	SC	31	79	79	29	50
Criminal Total		191	489	497	218	279
<u>Traffic</u>						
Capias	CA	3	8	8	2	6
Felony	F	5	8	8	0	8
Infraction	I	335	246	393	339	54
Misdemeanor	M	80	185	186	104	82
Show Cause	SC	12	31	31	13	18
Traffic Total		435	478	626	458	168
<u>Civil</u>						
Admin License	AL	6	0	6	6	-
Capias	CA	0	2	2	0	2
Counter Claim	CC	1	1	1	0	1
Detinue	DT	5	5	5	5	-
Garnishment	GA	84	14	95	81	14
Impoundment	IM	10	0	10	10	-
Interrogatory	IN	7	12	18	6	12
Prelim Prot Order	PP	4	0	4	4	-
Show Cause	SC	10	8	16	10	6
Unlawful Detainer	UD	29	32	40	33	7
Warrant in Debt	WD	131	136	167	119	48
Civil Total		287	210	364	274	90
Warren Totals		913	1,177	1,487	950	537

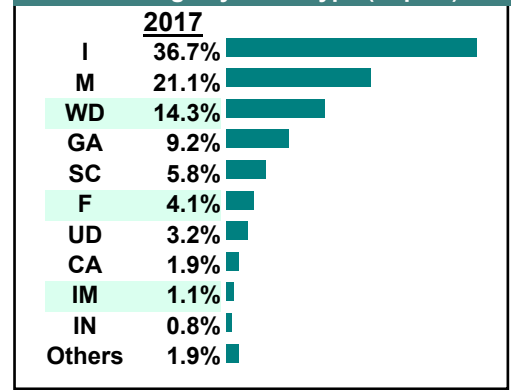
Calendared Filings with Top 12 Scheduled Times



% of Filings by Division



% of Filings by Case Type (Top 10)



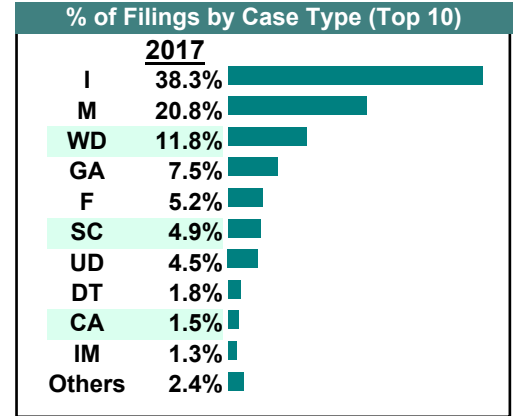
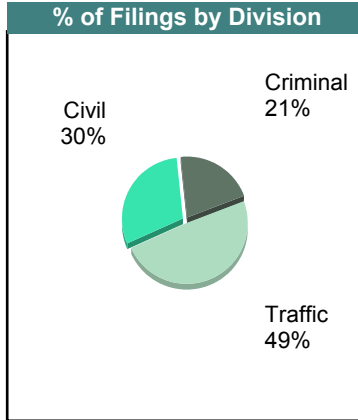
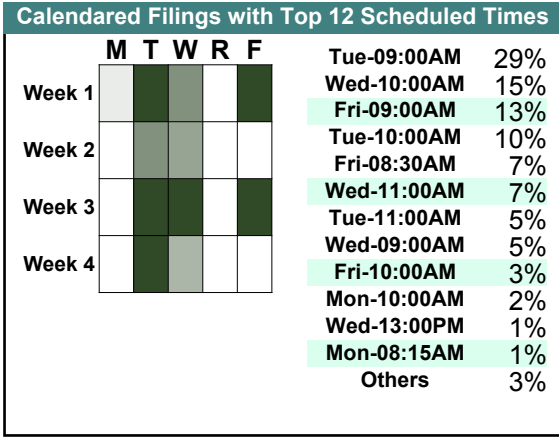
April 2017

		Filings	Hearings	Transactions	Concluded	Cont
<u>Criminal</u>						
Capias	CA	5	17	17	10	7
Civil Violation	CV	3	8	8	5	3
Felony	F	37	120	120	44	76
Misdemeanor	M	84	205	209	94	115
Show Cause	SC	19	67	67	23	44
Criminal Total		148	417	421	176	245

		Filings	Hearings	Transactions	Concluded	Cont
<u>Traffic</u>						
Capias	CA	5	22	22	16	6
Civil Violation	CV	1	1	1	1	-
Infraction	I	272	202	329	292	37
Misdemeanor	M	64	177	177	94	83
Show Cause	SC	7	34	34	15	19
Traffic Total		349	436	563	418	145

		Filings	Hearings	Transactions	Concluded	Cont
<u>Civil</u>						
Admin License	AL	8	0	8	8	-
Capias	CA	1	2	2	0	2
Detinue	DT	13	9	14	14	-
Garnishment	GA	53	10	69	59	10
Impoundment	IM	9	1	9	8	-
Interrogatory	IN	3	12	14	2	12
Protective Order	PO	1	0	1	1	-
Prelim Prot Order	PP	1	0	1	1	-
Show Cause	SC	9	11	13	2	11
Unlawful Detainer	UD	32	27	36	25	11
Warrant in Debt	WD	84	106	146	103	43
Civil Total		214	178	313	223	89

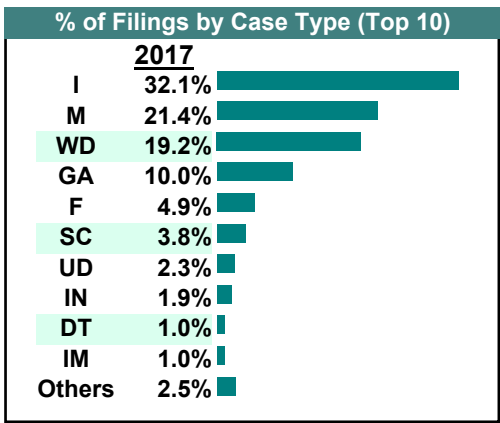
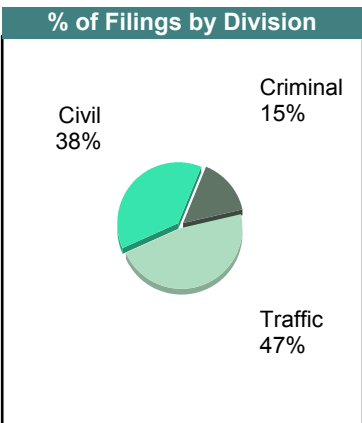
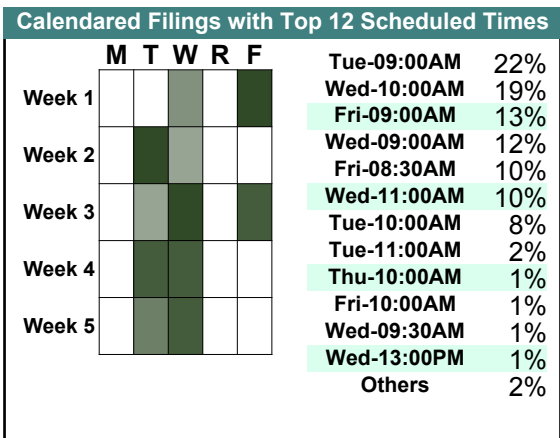
Warren Totals		711	1,031	1,297	817	479
----------------------	--	------------	--------------	--------------	------------	------------



CASELOAD STATISTICS OF THE GENERAL DISTRICT COURTS

March 2017

		<u>Filings</u>	<u>Hearings</u>	<u>Transactions</u>	<u>Concluded</u>	<u>Cont</u>
<u>Criminal</u>						
Capias	CA	5	27	27	12	15
Civil Violation	CV	1	5	5	3	2
Felony	F	45	139	139	30	109
Misdemeanor	M	75	212	218	91	127
Show Cause	SC	15	58	58	20	38
Criminal Total		141	441	447	156	291
<u>Traffic</u>						
Capias	CA	3	61	61	54	7
Felony	F	0	2	2	1	1
Infraction	I	295	198	340	285	55
Misdemeanor	M	121	238	238	128	110
Show Cause	SC	12	63	63	42	21
Traffic Total		431	562	704	510	194
<u>Civil</u>						
Abstract	AJ	2	0	2	2	-
Admin License	AL	7	0	7	7	-
Bond Forfeiture	BF	0	1	1	1	-
Counter Claim	CC	1	0	1	1	-
Detinue	DT	9	6	11	10	1
Garnishment	GA	92	18	114	96	18
Impoundment	IM	9	1	9	8	-
Interrogatory	IN	17	10	28	18	10
Other	OT	2	1	2	1	-
Protective Order	PO	2	1	4	3	-
Prelim Prot Order	PP	0	1	1	0	-
Show Cause	SC	8	3	9	6	3
Unlawful Detainer	UD	21	20	28	27	1
Warrant in Debt	WD	176	177	224	164	60
Civil Total		346	239	441	344	93
Warren Totals		918	1,242	1,592	1,010	578



CASELOAD STATISTICS OF THE GENERAL DISTRICT COURTS

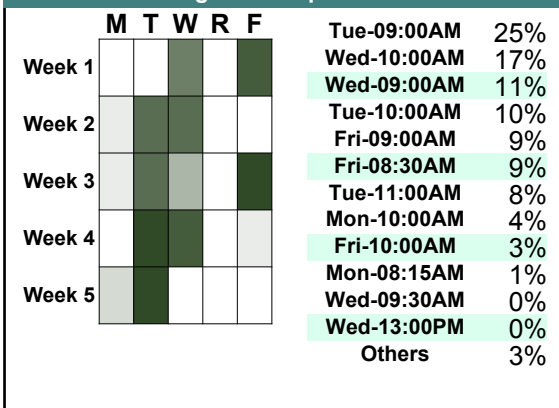
February 2017

Warren

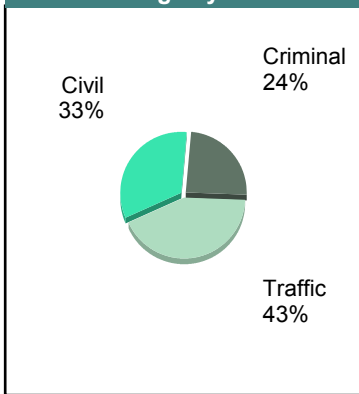
District: 26

		<u>Filings</u>	<u>Hearings</u>	<u>Transactions</u>	<u>Concluded</u>	<u>Cont</u>
<u>Criminal</u>						
Capias	CA	8	22	22	9	13
Civil Violation	CV	5	14	14	6	8
Felony	F	46	130	130	36	94
Misdemeanor	M	78	186	188	61	127
Show Cause	SC	22	60	60	16	44
Criminal Total		159	412	414	128	286
<u>Traffic</u>						
Capias	CA	1	2	2	1	1
Felony	F	0	2	2	1	1
Infraction	I	218	145	238	206	32
Misdemeanor	M	59	119	119	63	56
Show Cause	SC	3	10	10	3	7
Traffic Total		281	278	371	274	97
<u>Civil</u>						
Abstract	AJ	2	0	2	2	-
Admin License	AL	8	0	8	8	-
Capias	CA	0	1	1	0	1
Detinue	DT	10	5	11	10	1
Garnishment	GA	63	21	79	58	21
Impoundment	IM	5	0	5	5	-
Interrogatory	IN	9	6	16	10	6
Other	OT	1	0	1	1	-
Protective Order	PO	1	0	1	1	-
Prelim Prot Order	PP	1	0	1	1	-
Show Cause	SC	4	2	5	3	2
Unlawful Detainer	UD	23	21	30	19	11
Warrant in Debt	WD	89	115	144	95	49
Civil Total		216	171	304	213	91
Warren Totals		656	861	1,089	615	474

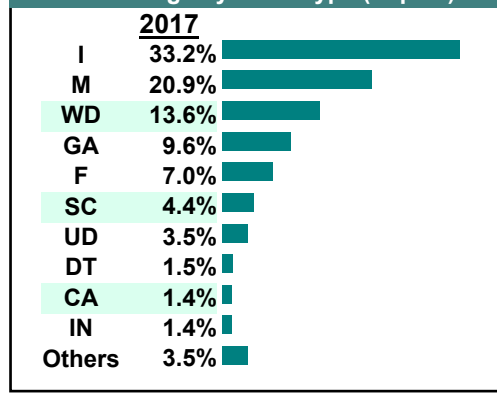
Calendared Filings with Top 12 Scheduled Times



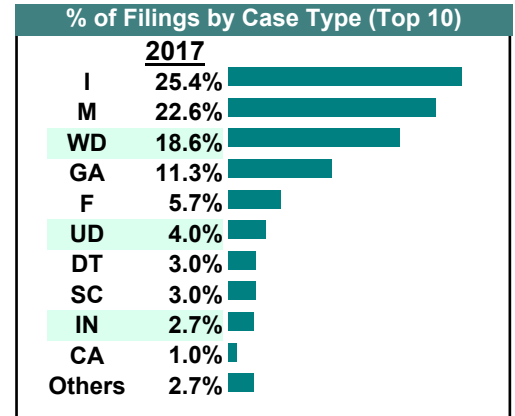
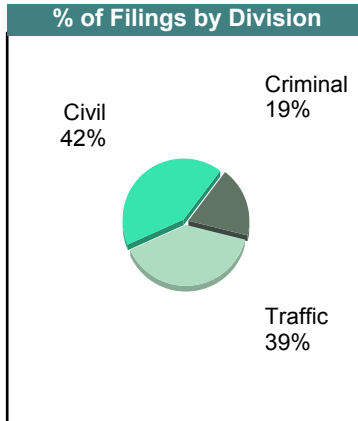
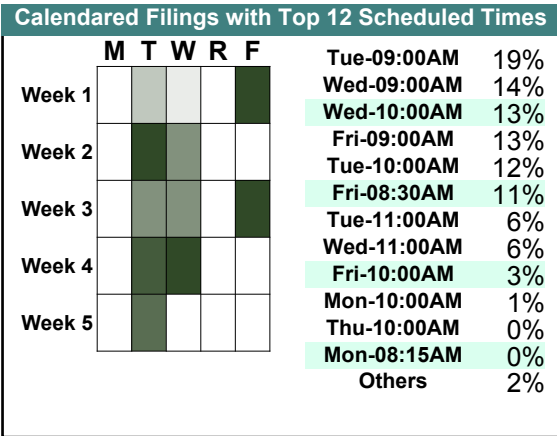
% of Filings by Division



% of Filings by Case Type (Top 10)



		Filings	Hearings	Transactions	Concluded	Cont
<u>Criminal</u>						
Capias	CA	3	20	20	8	12
Civil Violation	CV	5	5	5	0	5
Felony	F	46	144	144	45	99
Misdemeanor	M	86	179	181	63	118
Show Cause	SC	17	60	60	20	40
Criminal Total		157	408	410	136	274
<u>Traffic</u>						
Capias	CA	3	4	4	2	2
Civil Violation	CV	1	1	1	1	-
Felony	F	2	2	2	0	2
Infraction	I	214	148	257	231	26
Misdemeanor	M	104	178	178	94	84
Show Cause	SC	7	16	16	4	12
Traffic Total		331	349	458	332	126
<u>Civil</u>						
Admin License	AL	6	0	6	6	-
Bond Forfeiture	BF	0	1	1	0	-
Capias	CA	2	0	2	2	-
Detinue	DT	25	14	27	24	3
Garnishment	GA	95	18	115	97	18
Impoundment	IM	7	2	7	5	-
Interrogatory	IN	23	17	31	14	16
Other	OT	3	1	3	2	-
Protective Order	PO	1	2	3	1	2
Prelim Prot Order	PP	0	0	1	1	-
Petition-Restore Arms	PR	0	0	1	1	-
Show Cause	SC	1	0	3	3	-
Unlawful Detainer	UD	34	23	41	33	8
Warrant in Debt	WD	157	170	201	163	38
Civil Total		354	248	442	352	85
Warren Totals		842	1,005	1,310	820	485



CASELOAD STATISTICS OF THE GENERAL DISTRICT COURTS

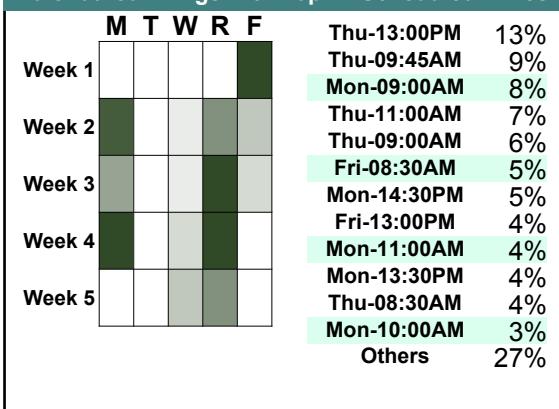
December 2017

Winchester

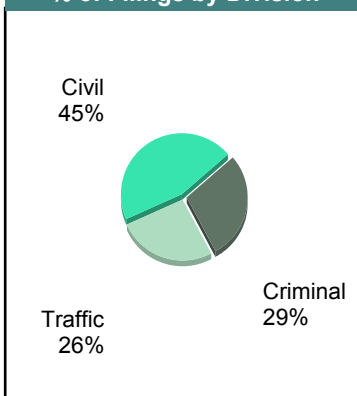
District: 26

		Filings	Hearings	Transactions	Concluded	Cont
<u>Criminal</u>						
Capias	CA	24	68	68	28	40
Civil Violation	CV	4	9	9	6	3
Felony	F	51	151	151	40	111
Misdemeanor	M	104	364	369	154	215
Motion	MO	7	7	7	7	-
Show Cause	SC	22	44	44	24	20
Criminal Total		212	643	648	259	389
<u>Traffic</u>						
Capias	CA	4	9	9	4	5
Felony	F	3	10	10	5	5
Infraction	I	130	123	171	141	30
Misdemeanor	M	48	129	129	58	71
Motion	MO	2	2	2	2	-
Other	O	6	6	6	4	2
Restricted O/L	RL	1	1	1	1	-
Show Cause	SC	1	3	3	3	-
Traffic Total		195	283	331	218	113
<u>Civil</u>						
Admin License	AL	12	0	12	12	-
Detinue	DT	12	20	21	12	9
Garnishment	GA	101	23	130	107	23
Impoundment	IM	2	0	2	2	-
Other	OT	3	0	3	3	-
Protective Order	PO	5	1	5	4	1
Prelim Prot Order	PP	4	0	4	4	-
Show Cause	SC	1	1	1	0	1
Unlawful Detainer	UD	36	50	72	55	17
Warrant in Debt	WD	158	146	191	154	37
Zoning Viol	ZO	2	7	15	9	6
Civil Total		336	248	456	362	94
Winchester Totals		743	1,174	1,435	839	596

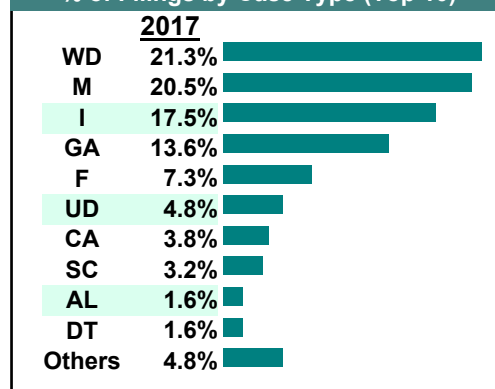
Calendared Filings with Top 12 Scheduled Times



% of Filings by Division




% of Filings by Case Type (Top 10)

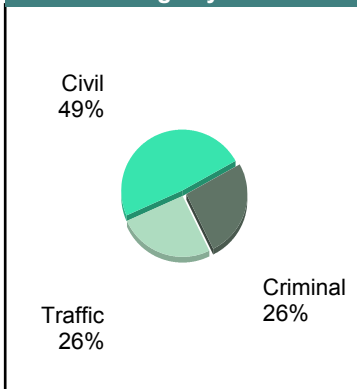


		<u>Filings</u>	<u>Hearings</u>	<u>Transactions</u>	<u>Concluded</u>	<u>Cont</u>
<u>Criminal</u>						
Capias	CA	11	30	30	11	19
Civil Violation	CV	4	9	9	3	6
Felony	F	53	140	140	33	107
Misdemeanor	M	135	339	349	137	212
Motion	MO	5	5	5	5	-
Show Cause	SC	10	20	20	5	15
Criminal Total		218	543	553	194	359
<u>Traffic</u>						
Capias	CA	6	13	13	9	4
Felony	F	2	7	7	0	7
Infraction	I	120	99	148	121	27
Misdemeanor	M	72	147	147	81	66
Other	O	15	14	15	15	-
Show Cause	SC	2	4	4	1	3
Traffic Total		217	284	334	227	107
<u>Civil</u>						
Admin License	AL	6	0	6	6	-
Bond Forfeiture	BF	1	0	1	1	-
Detinue	DT	16	35	45	26	19
Garnishment	GA	150	21	173	152	21
Impoundment	IM	2	0	2	2	-
Interrogatory	IN	1	1	1	0	1
Other	OT	2	0	2	2	-
Protective Order	PO	4	0	4	4	-
Prelim Prot Order	PP	3	0	3	3	-
Unlawful Detainer	UD	90	73	101	67	34
Warrant in Debt	WD	131	148	187	135	52
Zoning Viol	ZO	6	13	14	3	11
Civil Total		412	291	539	401	138
Winchester Totals		847	1,118	1,426	822	604

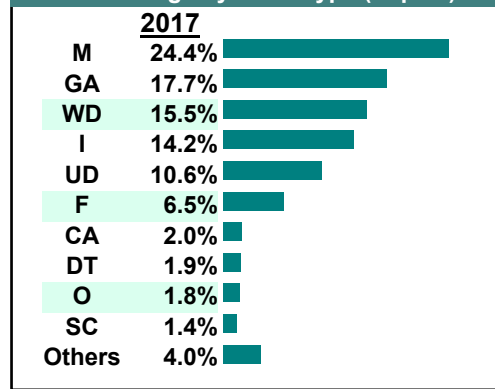
Calendared Filings with Top 12 Scheduled Times



% of Filings by Division



% of Filings by Case Type (Top 10)



CASELOAD STATISTICS OF THE GENERAL DISTRICT COURTS

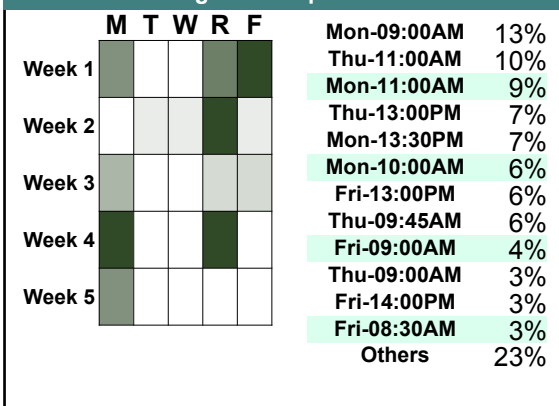
October 2017

Winchester

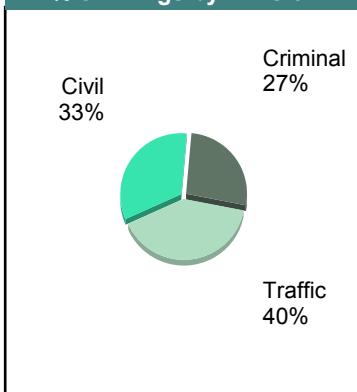
District: 26

		<u>Filings</u>	<u>Hearings</u>	<u>Transactions</u>	<u>Concluded</u>	<u>Cont</u>
<u>Criminal</u>						
Capias	CA	22	70	70	24	46
Civil Violation	CV	2	7	7	2	5
Felony	F	59	147	147	56	91
Misdemeanor	M	171	382	400	171	229
Motion	MO	4	4	4	4	-
Show Cause	SC	12	43	43	15	28
Criminal Total		270	653	671	272	399
<u>Traffic</u>						
Capias	CA	8	13	13	8	5
Felony	F	1	3	3	1	2
Infraction	I	267	187	297	255	42
Misdemeanor	M	115	182	182	94	88
Motion	MO	1	1	1	1	-
Other	O	10	10	10	10	-
Show Cause	SC	2	7	7	4	3
Traffic Total		404	403	513	373	140
<u>Civil</u>						
Abstract	AJ	1	0	1	1	-
Admin License	AL	11	0	11	11	-
Bond Forfeiture	BF	2	0	2	2	-
Detinue	DT	5	10	12	6	6
Garnishment	GA	152	28	181	153	28
Impoundment	IM	2	0	2	2	-
Interrogatory	IN	0	1	1	0	1
Other	OT	1	0	1	1	-
Protective Order	PO	2	0	4	4	-
Prelim Prot Order	PP	3	0	3	3	-
Show Cause	SC	0	1	2	1	1
Tenants Assertion	TA	0	1	2	1	1
Unlawful Detainer	UD	49	36	70	58	12
Warrant in Debt	WD	94	95	120	91	29
Zoning Viol	ZO	9	13	14	5	9
Civil Total		331	185	426	339	87
Winchester Totals		1,005	1,241	1,610	984	626

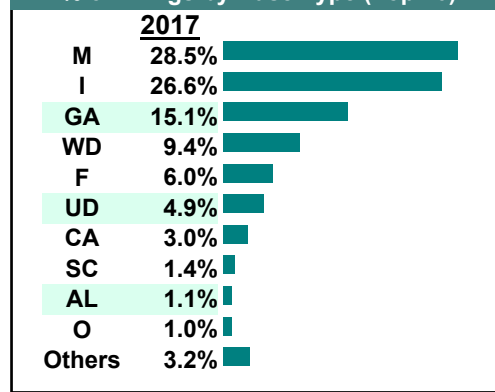
Calendared Filings with Top 12 Scheduled Times



% of Filings by Division




% of Filings by Case Type (Top 10)

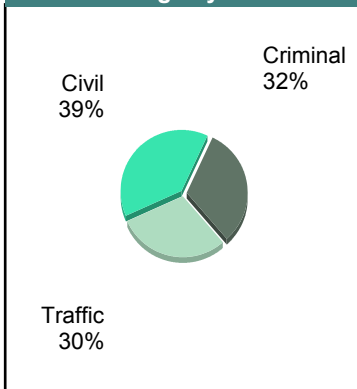


		Filings	Hearings	Transactions	Concluded	Cont
<u>Criminal</u>						
Capias	CA	25	55	55	24	31
Civil Violation	CV	10	17	17	7	10
Felony	F	45	149	149	41	108
Misdemeanor	M	205	431	451	193	258
Show Cause	SC	9	24	24	10	14
Criminal Total		294	676	696	275	421
<u>Traffic</u>						
Capias	CA	5	10	10	7	3
Civil Violation	CV	3	3	3	3	-
Felony	F	1	2	2	0	2
Infraction	I	180	135	206	167	39
Misdemeanor	M	80	150	150	73	77
Other	O	5	5	6	6	-
Show Cause	SC	0	1	1	0	1
Traffic Total		274	306	378	256	122
<u>Civil</u>						
Abstract	AJ	2	0	2	2	-
Admin License	AL	23	0	23	23	-
Detinue	DT	1	2	4	3	1
Garnishment	GA	160	39	202	163	39
Impoundment	IM	3	0	3	3	-
Interrogatory	IN	0	0	1	1	-
Other	OT	3	0	3	3	-
Protective Order	PO	1	2	3	1	2
Show Cause	SC	1	1	2	1	1
Unlawful Detainer	UD	45	45	59	43	16
Warrant in Debt	WD	119	124	150	99	51
Zoning Viol	ZO	0	0	1	1	-
Civil Total		358	213	453	343	110
Winchester Totals		926	1,195	1,527	874	653

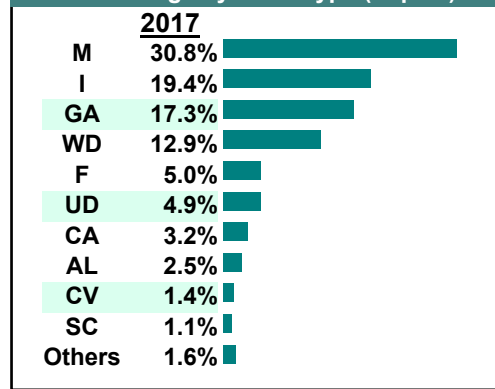
Calendared Filings with Top 12 Scheduled Times



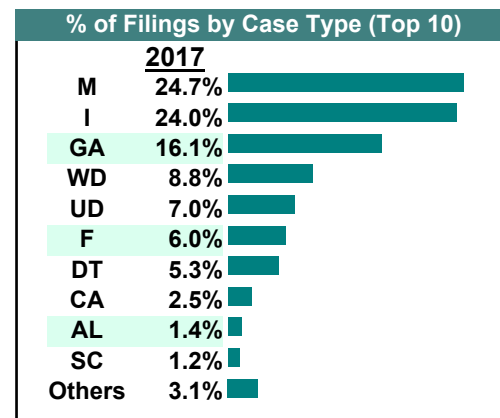
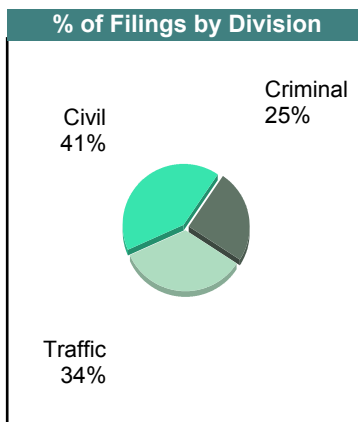
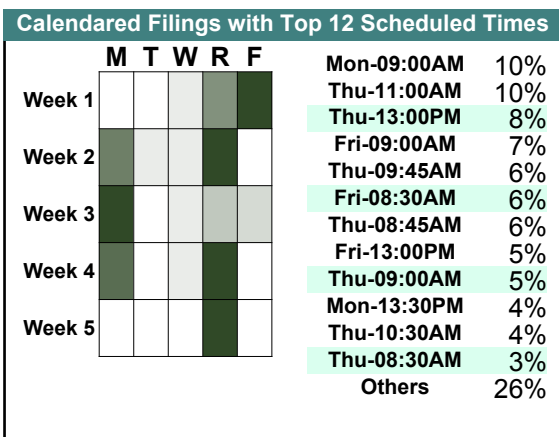
% of Filings by Division



% of Filings by Case Type (Top 10)

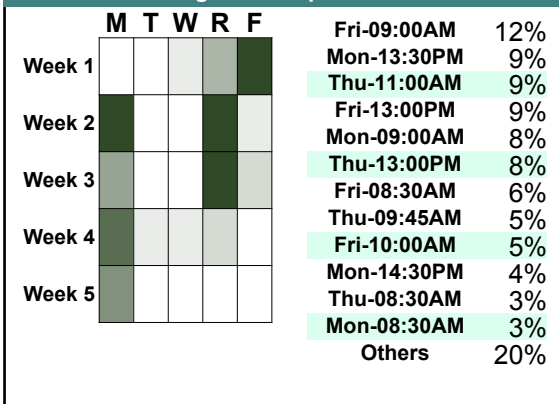


		Filings	Hearings	Transactions	Concluded	Cont
<u>Criminal</u>						
Capias	CA	22	53	53	26	27
Civil Violation	CV	1	3	3	2	1
Felony	F	54	145	145	53	92
Misdemeanor	M	165	345	366	143	223
Motion	MO	2	2	2	2	-
Show Cause	SC	7	26	26	9	17
Criminal Total		251	574	595	235	360
<u>Traffic</u>						
Capias	CA	3	6	6	2	4
Civil Violation	CV	1	1	1	1	-
Felony	F	7	17	17	7	10
Infraction	I	245	167	276	242	34
Misdemeanor	M	87	165	165	85	80
Other	O	1	3	3	3	-
Restricted O/L	RL	1	1	1	1	-
Show Cause	SC	4	7	7	4	3
Traffic Total		349	367	476	345	131
<u>Civil</u>						
Admin License	AL	14	0	14	14	-
Bond Forfeiture	BF	0	1	1	1	-
Detinue	DT	54	43	59	32	27
Garnishment	GA	164	23	185	162	23
Impoundment	IM	7	0	7	7	-
Interrogatory	IN	0	1	2	1	1
Other	OT	5	0	5	5	-
Protective Order	PO	3	1	3	2	1
Prelim Prot Order	PP	1	0	1	1	-
Show Cause	SC	1	1	2	1	1
Unlawful Detainer	UD	71	66	87	63	24
Warrant in Debt	WD	90	100	127	104	23
Zoning Viol	ZO	10	13	17	9	8
Civil Total		420	249	510	402	108
Winchester Totals		1,020	1,190	1,581	982	599

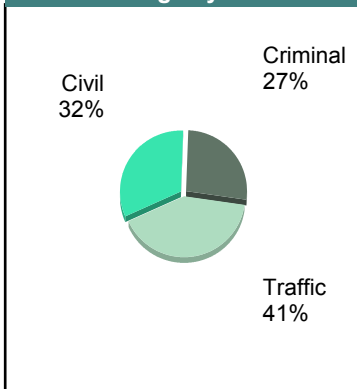


		<u>Filings</u>	<u>Hearings</u>	<u>Transactions</u>	<u>Concluded</u>	<u>Cont</u>
<u>Criminal</u>						
Capias	CA	16	51	51	18	33
Civil Violation	CV	7	7	7	1	6
Felony	F	52	154	154	42	112
Misdemeanor	M	213	417	427	149	278
Motion	MO	1	1	1	1	-
Show Cause	SC	15	40	40	19	21
Criminal Total		304	670	680	230	450
<u>Traffic</u>						
Capias	CA	6	12	12	6	6
Felony	F	1	5	5	3	2
Infraction	I	338	202	355	320	35
Misdemeanor	M	108	161	162	83	79
Other	O	13	10	13	11	2
Show Cause	SC	1	5	5	2	3
Traffic Total		467	395	552	425	127
<u>Civil</u>						
Admin License	AL	12	0	12	12	-
Bond Forfeiture	BF	0	1	3	2	1
Detinue	DT	21	25	28	19	9
Garnishment	GA	173	41	199	158	40
Impoundment	IM	5	0	5	5	-
Interrogatory	IN	2	1	5	4	1
Other	OT	5	0	5	5	-
Protective Order	PO	3	1	3	2	1
Prelim Prot Order	PP	4	0	4	4	-
Show Cause	SC	3	1	3	2	1
Unlawful Detainer	UD	44	53	68	55	13
Warrant in Debt	WD	95	103	139	99	40
Civil Total		367	226	474	367	106
Winchester Totals		1,138	1,291	1,706	1,022	683

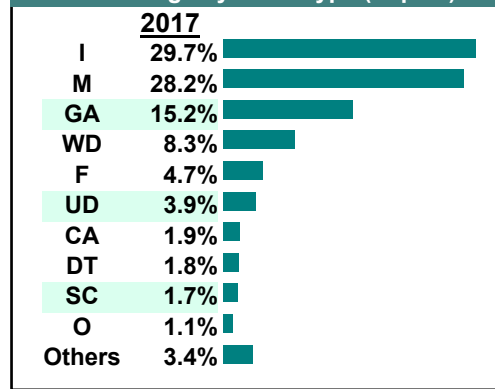
Calendared Filings with Top 12 Scheduled Times



% of Filings by Division



% of Filings by Case Type (Top 10)



CASELOAD STATISTICS OF THE GENERAL DISTRICT COURTS

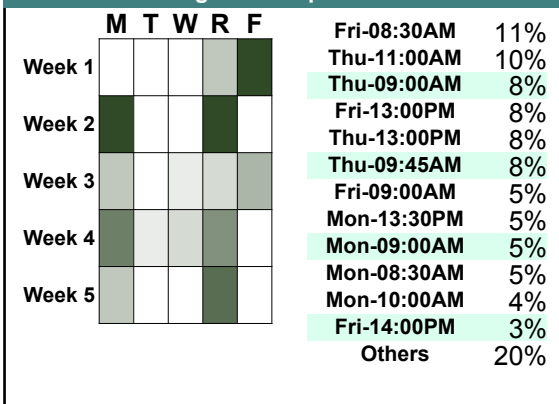
June 2017

Winchester

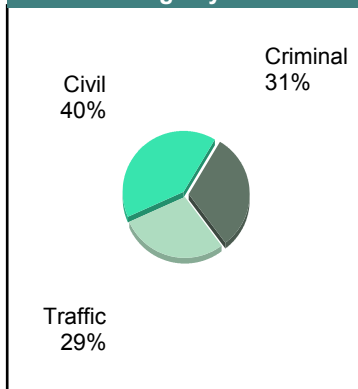
District: 26

		<u>Filings</u>	<u>Hearings</u>	<u>Transactions</u>	<u>Concluded</u>	<u>Cont</u>
<u>Criminal</u>						
Capias	CA	21	75	75	27	48
Civil Violation	CV	4	7	7	3	4
Felony	F	55	184	184	62	122
Misdemeanor	M	220	399	428	174	254
Motion	MO	7	7	7	7	-
Show Cause	SC	11	42	42	11	31
Criminal Total		318	714	743	284	459
<u>Traffic</u>						
Capias	CA	2	6	6	3	3
Felony	F	3	6	6	0	6
Infraction	I	129	115	167	137	30
Misdemeanor	M	93	164	165	92	73
Other	O	61	49	62	61	1
Restricted O/L	RL	1	1	1	1	-
Show Cause	SC	5	9	9	4	5
Traffic Total		294	350	416	298	118
<u>Civil</u>						
Admin License	AL	15	0	15	15	-
Bond Forfeiture	BF	1	0	1	1	-
Detinue	DT	9	12	15	13	2
Garnishment	GA	166	27	187	160	25
Impoundment	IM	3	0	3	3	-
Interrogatory	IN	3	5	8	3	5
Other	OT	1	0	2	2	-
Protective Order	PO	6	0	9	9	-
Prelim Prot Order	PP	7	0	7	7	-
Show Cause	SC	1	2	5	4	1
Tenants Assertion	TA	1	1	1	0	1
Unlawful Detainer	UD	78	63	97	64	33
Warrant in Debt	WD	118	133	195	151	44
Zoning Viol	ZO	5	5	8	4	4
Civil Total		414	248	553	436	115
Winchester Totals		1,026	1,312	1,712	1,018	692

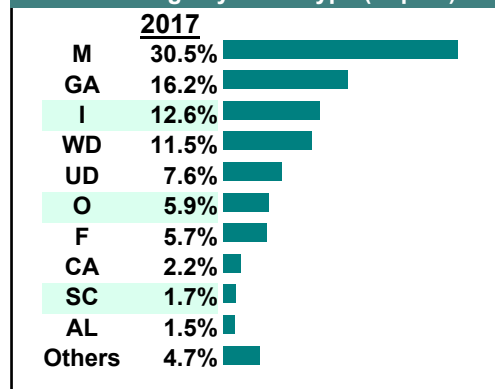
Calendared Filings with Top 12 Scheduled Times



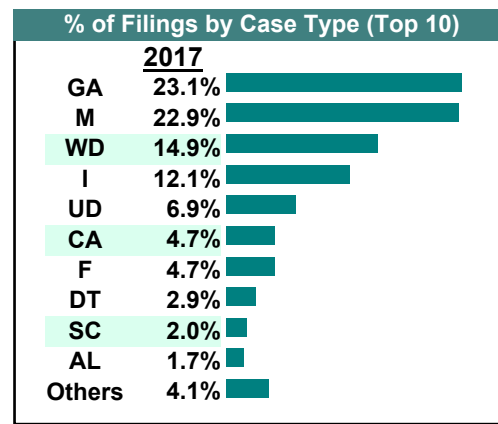
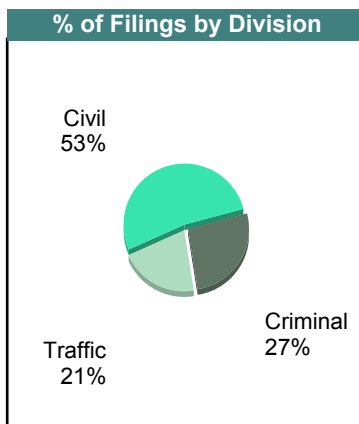

% of Filings by Division



% of Filings by Case Type (Top 10)




		<u>Filings</u>	<u>Hearings</u>	<u>Transactions</u>	<u>Concluded</u>	<u>Cont</u>
<u>Criminal</u>						
Capias	CA	23	53	53	9	44
Civil Violation	CV	5	7	7	4	3
Felony	F	30	142	142	46	96
Misdemeanor	M	113	269	275	89	186
Motion	MO	2	2	2	2	-
Show Cause	SC	13	31	31	11	20
Criminal Total		186	504	510	161	349
<u>Traffic</u>						
Capias	CA	9	17	17	7	10
Felony	F	3	4	4	1	3
Infraction	I	85	84	110	85	25
Misdemeanor	M	47	120	120	55	65
Other	O	1	1	1	1	-
Show Cause	SC	1	3	3	1	2
Traffic Total		146	229	255	150	105
<u>Civil</u>						
Admin License	AL	12	0	12	12	-
Bond Forfeiture	BF	0	1	2	1	1
Capias	CA	1	0	1	1	-
Detinue	DT	20	21	33	28	5
Garnishment	GA	162	16	176	160	15
Impoundment	IM	1	0	1	1	-
Interrogatory	IN	3	2	5	3	2
Other	OT	0	2	2	0	2
Protective Order	PO	6	2	7	5	2
Prelim Prot Order	PP	10	0	10	10	-
Show Cause	SC	0	0	1	1	-
Unlawful Detainer	UD	48	38	57	41	16
Warrant in Debt	WD	104	120	149	99	50
Zoning Viol	ZO	1	5	7	2	5
Civil Total		368	207	463	364	98
Winchester Totals		700	940	1,228	675	552

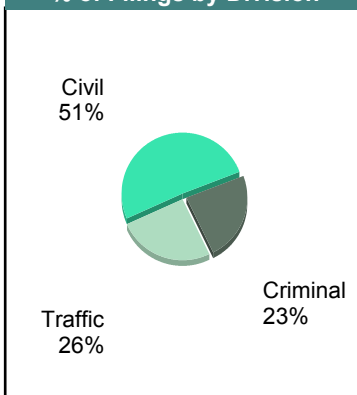


		<u>Filings</u>	<u>Hearings</u>	<u>Transactions</u>	<u>Concluded</u>	<u>Cont</u>
<u>Criminal</u>						
Capias	CA	29	65	65	29	36
Civil Violation	CV	2	2	2	1	1
Felony	F	53	138	138	26	112
Misdemeanor	M	135	298	310	127	183
Motion	MO	3	3	3	3	-
Show Cause	SC	15	30	30	10	20
Criminal Total		237	536	548	196	352
<u>Traffic</u>						
Capias	CA	3	21	21	14	7
Felony	F	1	6	6	3	3
Infraction	I	163	126	193	163	30
Misdemeanor	M	74	144	144	73	71
Other	O	10	10	11	11	-
Restricted O/L	RL	2	2	2	2	-
Show Cause	SC	6	8	8	3	5
Traffic Total		259	317	385	269	116
<u>Civil</u>						
Admin License	AL	13	0	13	13	-
Bond Forfeiture	BF	1	3	4	2	2
Detinue	DT	24	15	29	24	5
Garnishment	GA	281	33	320	287	33
Impoundment	IM	3	0	3	3	-
Interrogatory	IN	3	5	6	1	5
Other	OT	1	1	1	0	1
Protective Order	PO	4	1	4	3	1
Prelim Prot Order	PP	5	0	5	5	-
Show Cause	SC	2	2	3	1	2
Unlawful Detainer	UD	21	29	40	29	11
Warrant in Debt	WD	154	156	202	153	49
Zoning Viol	ZO	3	4	6	2	4
Civil Total		515	249	636	523	113
Winchester Totals		1,011	1,102	1,569	988	581

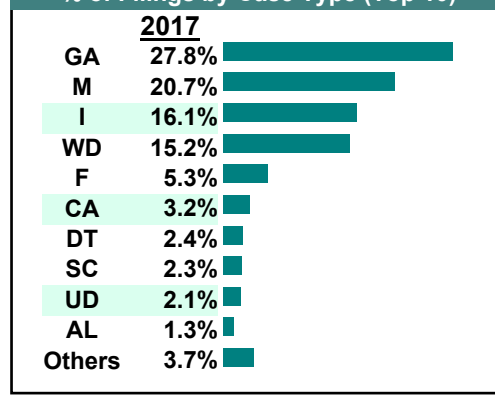
Calendared Filings with Top 12 Scheduled Times



% of Filings by Division

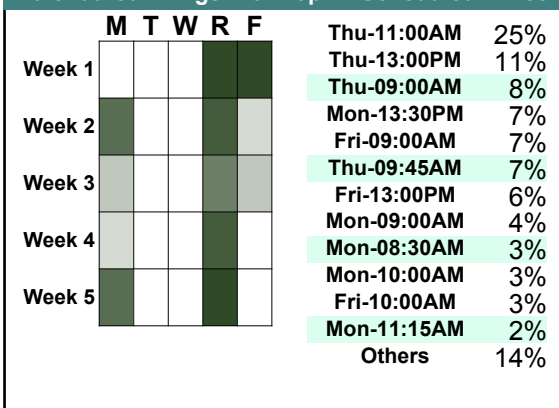


% of Filings by Case Type (Top 10)

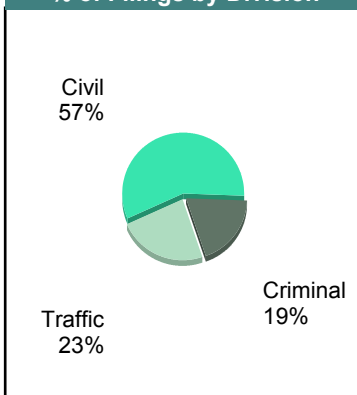


		Filings	Hearings	Transactions	Concluded	Cont
<u>Criminal</u>						
Capias	CA	12	65	65	21	44
Civil Violation	CV	2	7	7	4	3
Felony	F	67	196	196	43	153
Misdemeanor	M	112	371	378	159	219
Motion	MO	2	2	2	2	-
Show Cause	SC	16	29	29	11	18
Criminal Total		211	670	677	240	437
<u>Traffic</u>						
Capias	CA	5	15	15	1	14
Felony	F	2	4	4	0	4
Infraction	I	161	115	181	152	29
Misdemeanor	M	77	174	174	79	95
Other	O	10	12	12	10	2
Restricted O/L	RL	1	1	1	1	-
Show Cause	SC	1	3	3	0	3
Traffic Total		257	324	390	243	147
<u>Civil</u>						
Admin License	AL	9	0	9	9	-
Bond Forfeiture	BF	1	0	1	1	-
Detinue	DT	14	16	22	14	8
Garnishment	GA	231	34	279	245	32
Impoundment	IM	1	0	1	1	-
Interrogatory	IN	2	4	5	1	4
Other	OT	1	0	1	1	-
Protective Order	PO	5	0	5	5	-
Prelim Prot Order	PP	7	0	7	7	-
Show Cause	SC	3	2	3	2	1
Tenants Assertion	TA	1	0	1	1	-
Unlawful Detainer	UD	65	53	81	60	21
Warrant in Debt	WD	286	271	349	282	67
Civil Total		626	380	764	629	133
Winchester Totals		1,094	1,374	1,831	1,112	717

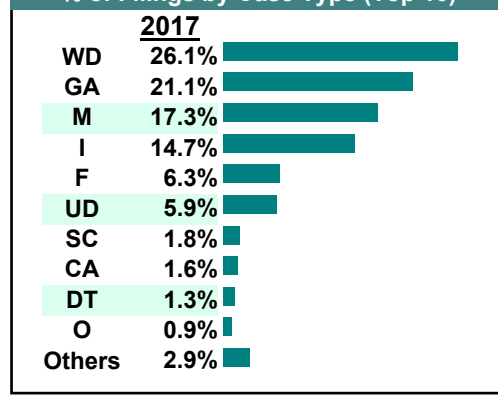
Calendared Filings with Top 12 Scheduled Times



% of Filings by Division

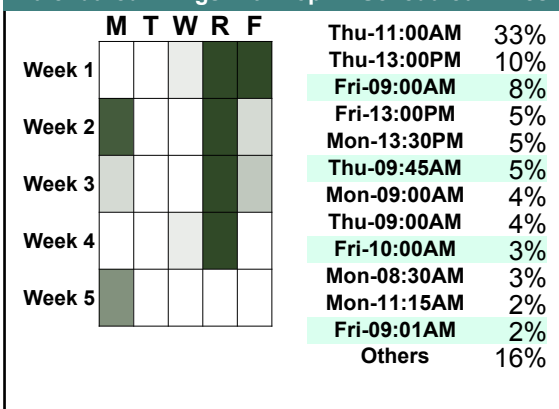


% of Filings by Case Type (Top 10)

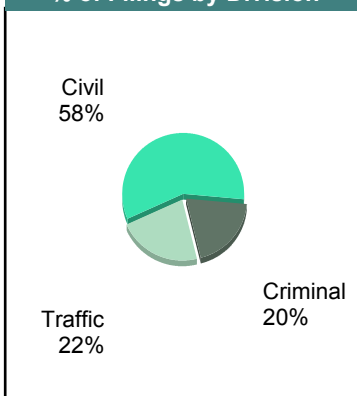


		Filings	Hearings	Transactions	Concluded	Cont
<u>Criminal</u>						
Capias	CA	22	71	71	34	37
Civil Violation	CV	1	3	3	2	1
Felony	F	39	135	135	41	94
Misdemeanor	M	113	320	324	109	215
Motion	MO	5	5	5	5	-
Show Cause	SC	27	46	46	18	28
Criminal Total		207	580	584	209	375
<u>Traffic</u>						
Capias	CA	3	14	14	6	8
Felony	F	1	7	7	3	4
Infraction	I	163	117	195	172	23
Misdemeanor	M	57	142	142	77	65
Other	O	9	10	10	8	2
Show Cause	SC	1	4	4	2	2
Traffic Total		234	294	372	268	104
<u>Civil</u>						
Admin License	AL	13	0	13	13	-
Bond Forfeiture	BF	1	1	1	0	1
Capias	CA	0	0	1	1	-
Detinue	DT	6	7	17	14	3
Garnishment	GA	250	56	289	233	55
Impoundment	IM	1	0	1	1	-
Interrogatory	IN	1	1	2	1	1
Protective Order	PO	7	0	8	8	-
Prelim Prot Order	PP	7	0	9	9	-
Show Cause	SC	0	0	1	1	-
Unlawful Detainer	UD	48	46	63	49	14
Warrant in Debt	WD	268	268	339	279	60
Zoning Viol	ZO	5	4	6	4	2
Civil Total		607	383	750	613	136
Winchester Totals		1,048	1,257	1,706	1,090	615

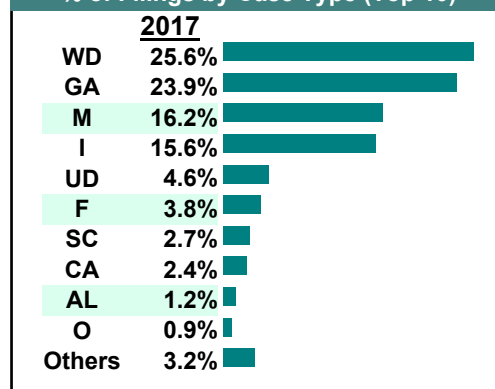
Calendared Filings with Top 12 Scheduled Times



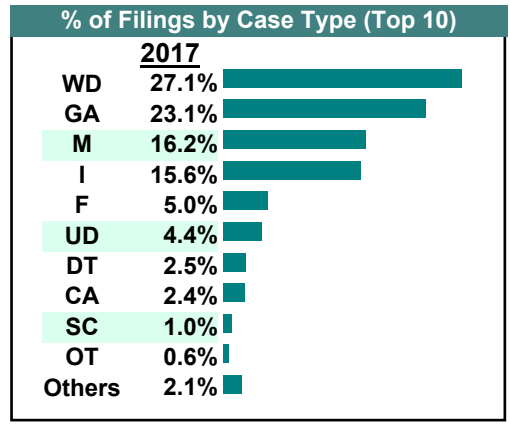
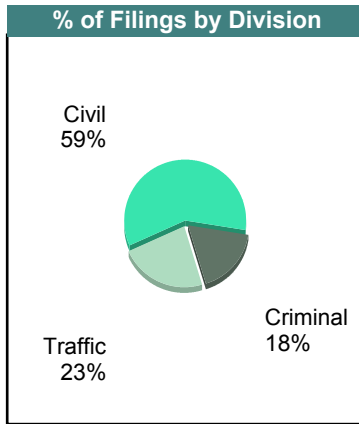
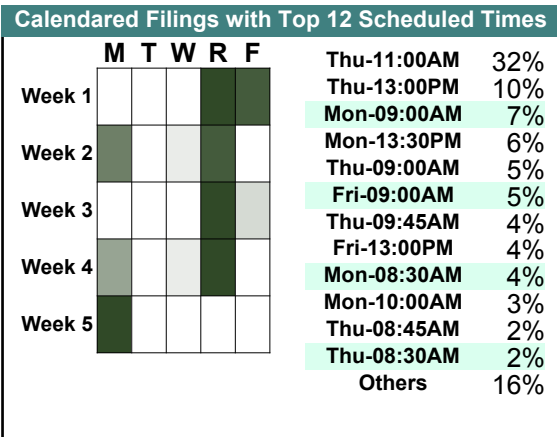
% of Filings by Division



% of Filings by Case Type (Top 10)



		Filings	Hearings	Transactions	Concluded	Cont
<u>Criminal</u>						
Capias	CA	19	42	42	14	28
Civil Violation	CV	0	4	4	1	3
Felony	F	52	140	140	40	100
Misdemeanor	M	107	320	325	133	192
Motion	MO	3	3	3	3	-
Show Cause	SC	9	18	18	11	7
Criminal Total		190	527	532	202	330
<u>Traffic</u>						
Capias	CA	7	12	12	9	3
Felony	F	2	5	5	2	3
Infraction	I	168	126	195	173	22
Misdemeanor	M	67	149	149	79	70
Other	O	5	6	6	4	2
Show Cause	SC	0	2	2	1	1
Traffic Total		249	300	369	268	101
<u>Civil</u>						
Admin License	AL	4	0	4	4	-
Capias	CA	0	0	1	1	-
Detinue	DT	27	30	38	22	16
Garnishment	GA	248	24	277	253	22
Impoundment	IM	5	0	5	5	-
Interrogatory	IN	1	1	4	3	1
Other	OT	6	0	6	6	-
Protective Order	PO	1	0	1	1	-
Prelim Prot Order	PP	4	2	4	2	2
Show Cause	SC	2	3	4	1	3
Tenants Assertion	TA	0	2	3	1	2
Unlawful Detainer	UD	47	46	65	46	19
Warrant in Debt	WD	291	287	358	283	75
Zoning Viol	ZO	0	1	4	3	1
Civil Total		636	396	774	631	141
Winchester Totals		1,075	1,223	1,675	1,101	572



Filings by Court & Division

	Clarke	Frederick	Page	Rockingh am	Shenando ah	Warren	Winchest er	Total	
C	Misdemeanor	274 2%	1,770 16%	663 6%	4,151 37%	1,301 12%	1,218 11%	1,793 16%	11,170
	Felony	91 2%	835 17%	347 7%	1,854 38%	642 13%	505 10%	610 12%	4,884
	Show Cause	38 3%	153 11%	157 12%	472 35%	143 11%	206 15%	166 12%	1,335
	Capias	28 2%	278 22%	59 5%	399 32%	164 13%	87 7%	246 20%	1,261
	Civil Violation	10 4%	50 18%	23 8%	76 27%	34 12%	44 16%	42 15%	279
	Motion	- 0%	43 49%	- 0%	- 0%	3 3%	- 0%	41 47%	87
	Other	- 0%	- 0%	- 0%	- 0%	- 0%	- 0%	- 0%	0
	Total	441 2%	3,129 16%	1,249 7%	6,952 37%	2,287 12%	2,060 11%	2,898 15%	19,016
T	Infraction	5,228 10%	10,516 21%	2,841 6%	17,343 34%	8,388 17%	3,963 8%	2,149 4%	50,428
	Misdemeanor	612 5%	2,386 19%	760 6%	3,939 32%	2,478 20%	1,164 9%	925 8%	12,264
	Show Cause	4 1%	47 12%	89 22%	75 18%	52 13%	117 29%	24 6%	408
	Capias	14 4%	62 16%	33 9%	112 29%	55 14%	44 12%	61 16%	381
	Felony	5 2%	38 17%	13 6%	80 37%	35 16%	20 9%	27 12%	218
	Other	- 0%	3 2%	- 0%	- 0%	- 0%	- 0%	146 98%	149
	Restricted O/L	- 0%	8 16%	- 0%	37 73%	- 0%	- 0%	6 12%	51
	Civil Violation	- 0%	6 35%	- 0%	1 6%	3 18%	3 18%	4 24%	17
	Motion	- 0%	4 57%	- 0%	- 0%	- 0%	- 0%	3 43%	7
	Total	5,863 9%	13,070 20%	3,736 6%	21,587 34%	11,011 17%	5,311 8%	3,345 5%	63,923
V	Warrant in Debt	293 2%	1,193 9%	904 7%	6,383 47%	1,330 10%	1,480 11%	1,908 14%	13,491
	Garnishment	69 1%	648 10%	330 5%	1,386 22%	777 12%	781 13%	2,238 36%	6,229
	Unlawful Detainer	30 1%	344 12%	181 6%	1,057 37%	294 10%	322 11%	642 22%	2,870
	Admin License	37 4%	183 21%	47 5%	280 32%	77 9%	94 11%	144 17%	862
	Detinue	- 0%	10 1%	35 5%	304 43%	7 1%	148 21%	209 29%	713

	Clarke	Frederick	Page	Rockingham	Shenandoah	Warren	Winchester	Total
V Prelim Prot Order	7	93	21	244	25	25	55	470
	1%	20%	4%	52%	5%	5%	12%	
Interrogatory	1	33	71	170	79	99	16	469
	0%	7%	15%	36%	17%	21%	3%	
Protective Order	7	75	18	216	12	18	47	393
	2%	19%	5%	55%	3%	5%	12%	
Impoundment	8	52	16	114	27	114	35	366
	2%	14%	4%	31%	7%	31%	10%	
Show Cause	3	18	28	113	99	68	14	343
	1%	5%	8%	33%	29%	20%	4%	
Other	4	54	9	51	25	22	28	193
	2%	28%	5%	26%	13%	11%	15%	
Bond Forfeiture	5	7	4	117	27	10	7	177
	3%	4%	2%	66%	15%	6%	4%	
Overweight	-	162	-	7	5	2	-	176
	0%	92%	0%	4%	3%	1%	0%	
Abstract	2	26	10	9	6	14	3	70
	3%	37%	14%	13%	9%	20%	4%	
Capias	-	-	7	23	11	4	1	46
	0%	0%	15%	50%	24%	9%	2%	
Zoning Viol	-	-	-	-	-	-	41	41
	0%	0%	0%	0%	0%	0%	100%	
Counter Claim	-	-	1	16	-	4	-	21
	0%	0%	5%	76%	0%	19%	0%	
Petition-Restore Arms	-	7	3	3	1	2	-	16
	0%	44%	19%	19%	6%	13%	0%	
Motion for Judgment	-	-	-	7	5	-	-	12
	0%	0%	0%	58%	42%	0%	0%	
Tenants Assertion	-	2	-	-	-	-	2	4
	0%	50%	0%	0%	0%	0%	50%	
Third Party Claim	-	-	-	2	-	-	-	2
	0%	0%	0%	100%	0%	0%	0%	
Custody Relief	-	-	-	1	-	-	-	1
	0%	0%	0%	100%	0%	0%	0%	
<hr/>								
Total	466	2,907	1,685	10,503	2,807	3,207	5,390	26,965
	2%	11%	6%	39%	10%	12%	20%	
<hr/>								
Total	6,770	19,106	6,670	39,042	16,105	10,578	11,633	109,904
	6%	17%	6%	36%	15%	10%	11%	

CASELOAD STATISTICS OF THE GENERAL DISTRICT COURTS

March 2017

Blacksburg

District: 27

		<u>Filings</u>	<u>Hearings</u>	<u>Transactions</u>	<u>Concluded</u>	<u>Cont</u>
<u>Criminal</u>						
Capias	CA	0	1	1	1	-
Misdemeanor	M	0	1	1	1	-
Criminal Total		0	2	2	2	0
Blacksburg Totals		0	2	2	2	0

Calendared Filings with Top 12 Scheduled Times

W	Wed-08:30AM	0%
Week 1	<input type="text"/>	

% of Filings by Division

--	--

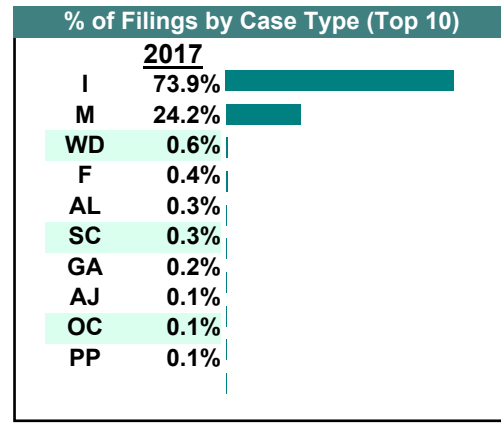
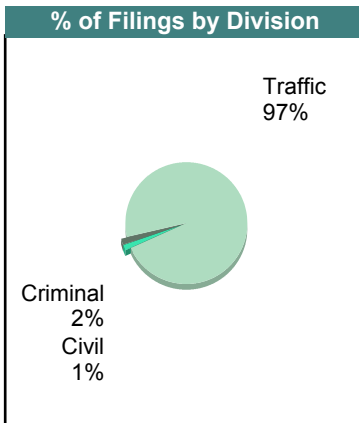
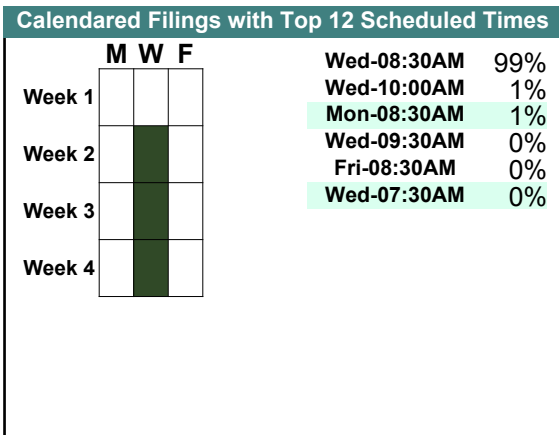
% of Filings by Case Type (Top 10)

	2017
CA	0.0%
M	0.0%

CASELOAD STATISTICS OF THE GENERAL DISTRICT COURTS

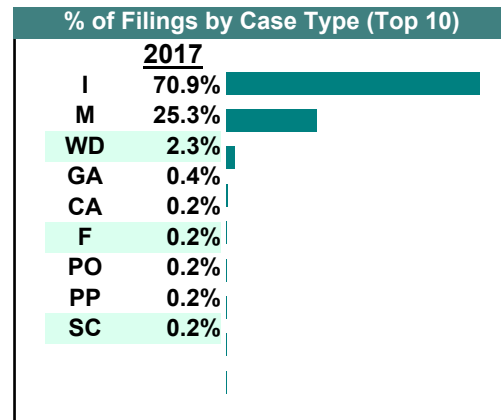
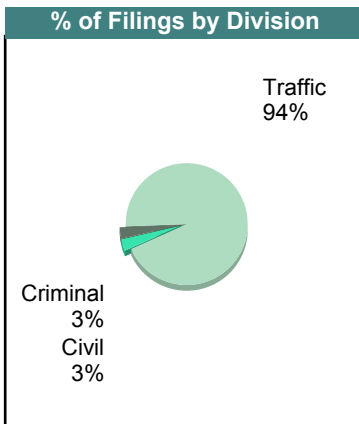
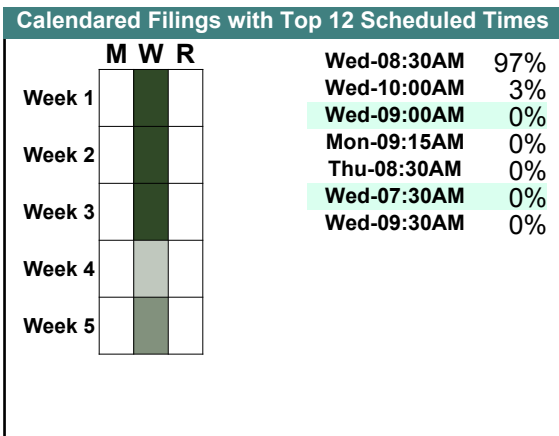
December 2017

		<u>Filings</u>	<u>Hearings</u>	<u>Transactions</u>	<u>Concluded</u>	<u>Cont</u>
<u>Criminal</u>						
Felony	F	5	10	10	2	8
Misdemeanor	M	13	24	24	6	18
Show Cause	SC	2	2	2	2	-
Criminal Total		20	36	36	10	26
<u>Traffic</u>						
Infraction	I	871	362	936	868	68
Misdemeanor	M	272	387	393	289	104
Show Cause	SC	1	1	1	0	1
Traffic Total		1,144	750	1,330	1,157	173
<u>Civil</u>						
Abstract	AJ	1	0	1	1	-
Admin License	AL	3	0	3	3	-
Garnishment	GA	2	0	2	2	-
Overweight	OC	1	0	2	2	-
Prelim Prot Order	PP	1	1	1	0	1
Warrant in Debt	WD	7	7	9	5	4
Civil Total		15	8	18	13	5
Bland Totals		1,179	794	1,384	1,180	204



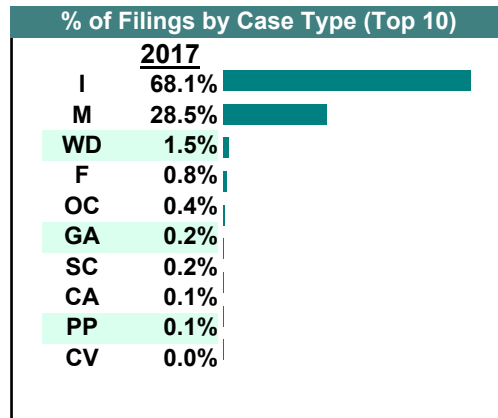
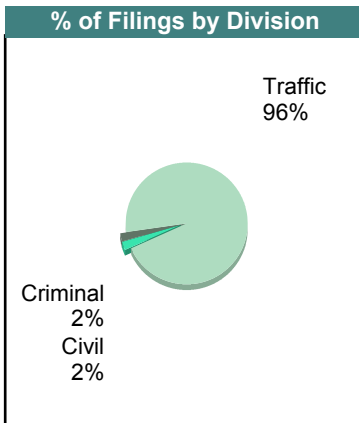
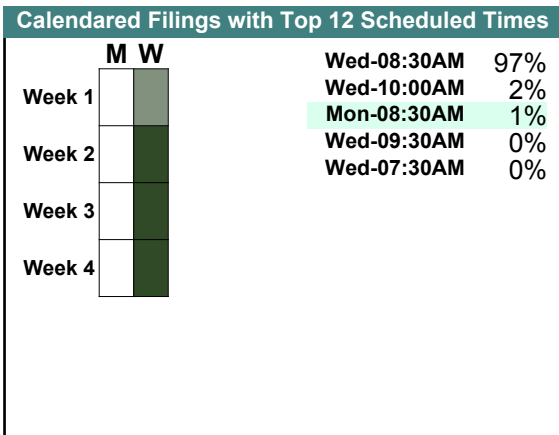
November 2017

		Filings	Hearings	Transactions	Concluded	Cont
<u>Criminal</u>						
Capias	CA	1	1	1	1	-
Felony	F	1	27	29	28	1
Misdemeanor	M	11	41	41	20	21
Show Cause	SC	1	2	2	2	-
Criminal Total		14	71	73	51	22
<u>Traffic</u>						
Infraction	I	339	184	369	337	31
Misdemeanor	M	110	191	193	140	53
Traffic Total		449	375	562	477	84
<u>Civil</u>						
Garnishment	GA	2	0	2	2	-
Protective Order	PO	1	0	1	1	-
Prelim Prot Order	PP	1	0	1	1	-
Warrant in Debt	WD	11	15	19	13	5
Civil Total		15	15	23	17	5
Bland Totals		478	461	658	545	111



October 2017

		Filings	Hearings	Transactions	Concluded	Cont
<u>Criminal</u>						
Capias	CA	1	2	2	1	1
Felony	F	8	10	10	0	10
Misdemeanor	M	10	19	19	6	13
Show Cause	SC	2	4	4	2	2
Criminal Total		21	35	35	9	26
<u>Traffic</u>						
Civil Violation	CV	0	1	1	1	-
Felony	F	0	1	1	1	-
Infraction	I	661	306	726	665	61
Misdemeanor	M	267	374	390	285	105
Traffic Total		928	682	1,118	952	166
<u>Civil</u>						
Garnishment	GA	2	0	3	3	-
Overweight	OC	4	1	4	3	1
Prelim Prot Order	PP	1	1	2	1	1
Warrant in Debt	WD	15	17	22	14	8
Civil Total		22	19	31	21	10
Bland Totals		971	736	1,184	982	202



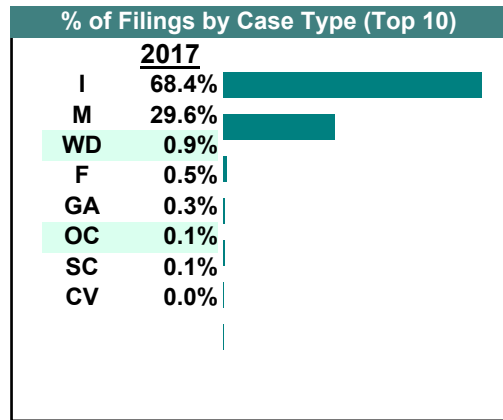
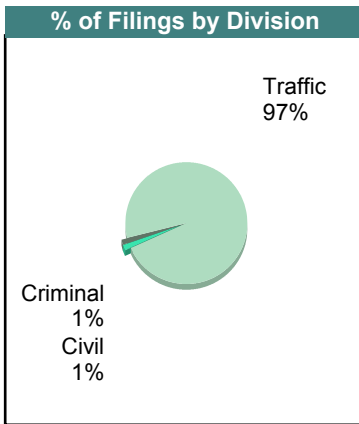
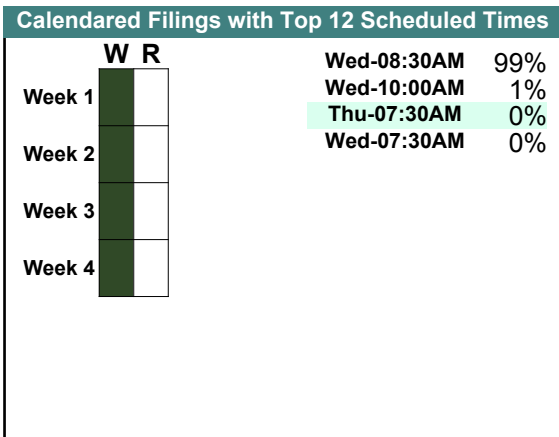
CASELOAD STATISTICS OF THE GENERAL DISTRICT COURTS

Bland

September 2017

District: 27

		Filings	Hearings	Transactions	Concluded	Cont
<u>Criminal</u>						
Felony	F	4	19	19	9	10
Misdemeanor	M	7	19	19	8	11
Show Cause	SC	1	2	2	0	2
Criminal Total		12	40	40	17	23
<u>Traffic</u>						
Civil Violation	CV	0	1	1	1	-
Infraction	I	592	274	653	599	54
Misdemeanor	M	249	375	383	279	104
Traffic Total		841	650	1,037	879	158
<u>Civil</u>						
Garnishment	GA	3	0	5	5	-
Overweight	OC	1	0	3	3	-
Warrant in Debt	WD	8	7	9	6	3
Civil Total		12	7	17	14	3
Bland Totals		865	697	1,094	910	184

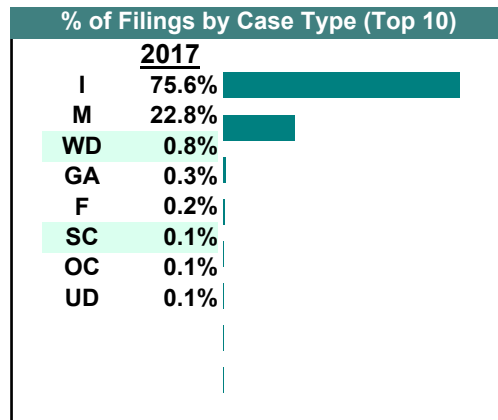
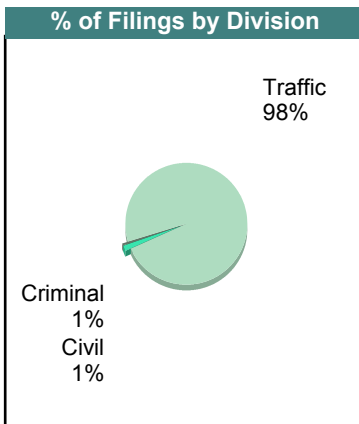
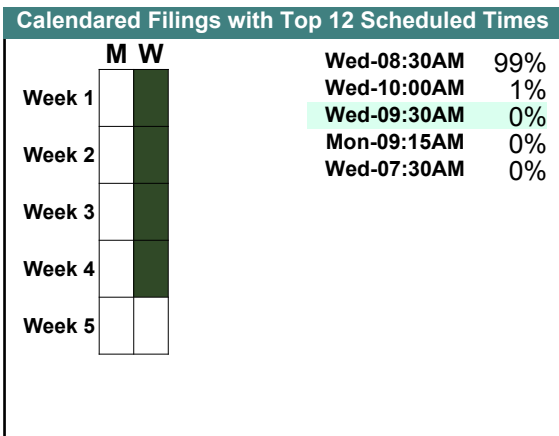


CASELOAD STATISTICS OF THE GENERAL DISTRICT COURTS

Bland
District: 27

August 2017

		<u>Filings</u>	<u>Hearings</u>	<u>Transactions</u>	<u>Concluded</u>	<u>Cont</u>
<u>Criminal</u>						
Felony	F	3	18	26	19	7
Misdemeanor	M	3	17	17	7	10
Show Cause	SC	2	4	4	3	1
Criminal Total		8	39	47	29	18
<u>Traffic</u>						
Felony	F	0	0	3	3	-
Infraction	I	1,085	424	1,135	1,065	70
Misdemeanor	M	325	403	408	264	144
Traffic Total		1,410	827	1,546	1,332	214
<u>Civil</u>						
Garnishment	GA	5	1	5	4	1
Overweight	OC	1	0	1	1	-
Unlawful Detainer	UD	1	1	1	1	-
Warrant in Debt	WD	11	15	18	10	8
Civil Total		18	17	25	16	9
Bland Totals		1,436	883	1,618	1,377	241

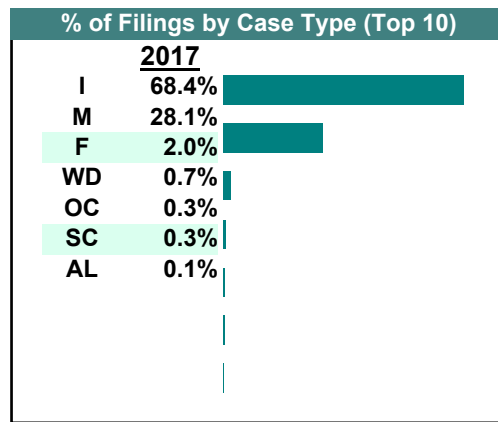
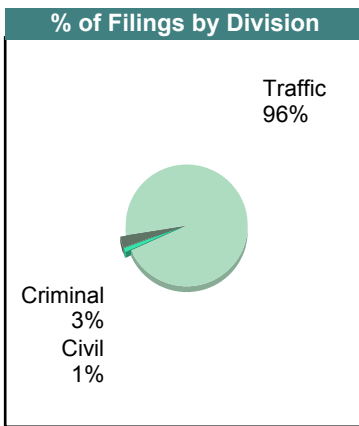
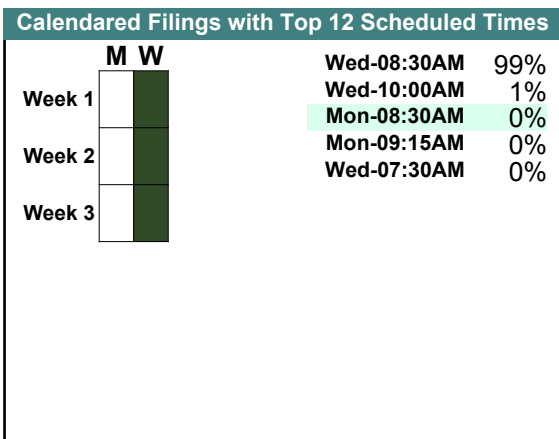


CASELOAD STATISTICS OF THE GENERAL DISTRICT COURTS

Bland
District: 27

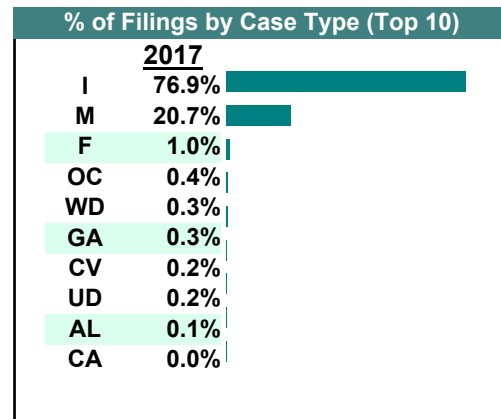
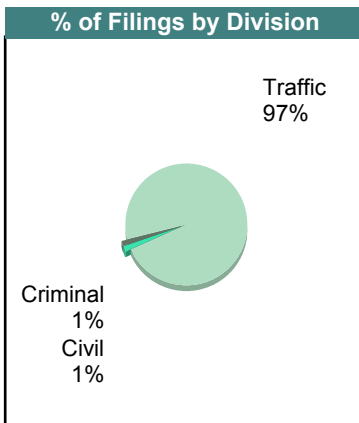
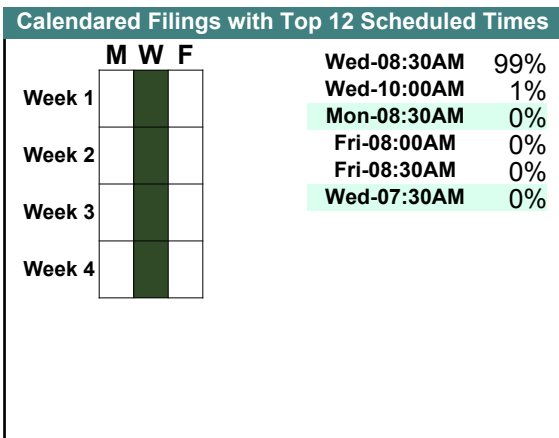
July 2017

		<u>Filings</u>	<u>Hearings</u>	<u>Transactions</u>	<u>Concluded</u>	<u>Cont</u>
<u>Criminal</u>						
Felony	F	18	35	35	7	28
Misdemeanor	M	8	26	27	6	21
Show Cause	SC	3	5	5	2	3
Criminal Total		29	66	67	15	52
<u>Traffic</u>						
Felony	F	1	1	1	0	1
Infraction	I	644	322	722	671	51
Misdemeanor	M	257	328	339	223	116
Traffic Total		902	651	1,062	894	168
<u>Civil</u>						
Admin License	AL	1	0	1	1	-
Overweight	OC	3	1	3	2	1
Warrant in Debt	WD	7	8	10	6	4
Civil Total		11	9	14	9	5
Bland Totals		942	726	1,143	918	225



June 2017

		Filings	Hearings	Transactions	Concluded	Cont
<u>Criminal</u>						
Capias	CA	0	1	1	1	-
Felony	F	12	26	26	6	20
Misdemeanor	M	5	18	18	11	7
Criminal Total		17	45	45	18	27
<u>Traffic</u>						
Civil Violation	CV	2	2	2	0	2
Infraction	I	914	375	989	918	71
Misdemeanor	M	241	309	316	199	117
Traffic Total		1,157	686	1,307	1,117	190
<u>Civil</u>						
Admin License	AL	1	0	1	1	-
Garnishment	GA	3	1	3	2	1
Overweight	OC	5	1	5	4	1
Unlawful Detainer	UD	2	2	3	2	1
Warrant in Debt	WD	4	17	21	17	4
Civil Total		15	21	33	26	7
Bland Totals		1,189	752	1,385	1,161	224

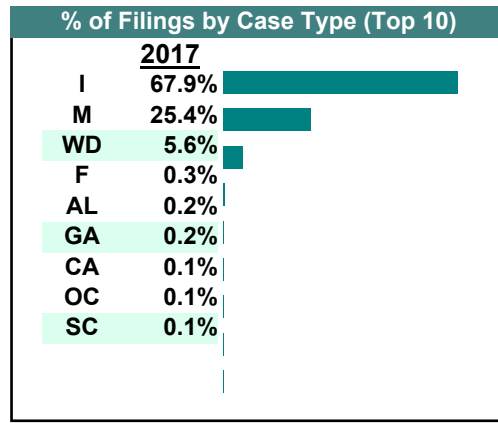
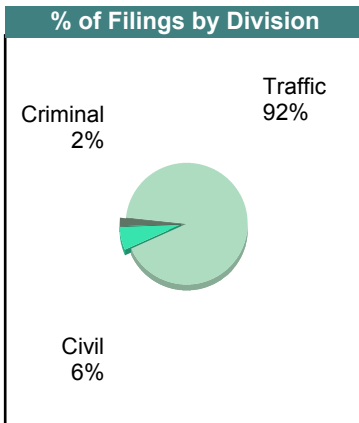
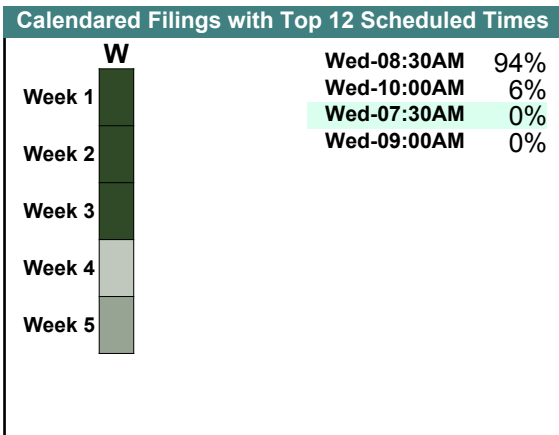


CASELOAD STATISTICS OF THE GENERAL DISTRICT COURTS

Bland
District: 27

May 2017


		<u>Filings</u>	<u>Hearings</u>	<u>Transactions</u>	<u>Concluded</u>	<u>Cont</u>
<u>Criminal</u>						
Capias	CA	1	2	2	1	1
Felony	F	3	14	17	8	9
Misdemeanor	M	15	25	28	11	17
Show Cause	SC	1	2	2	1	1
Criminal Total		20	43	49	21	28
<u>Traffic</u>						
Felony	F	0	3	3	0	3
Infraction	I	627	291	673	619	54
Misdemeanor	M	219	309	312	206	106
Show Cause	SC	0	1	1	1	-
Traffic Total		846	604	989	826	163
<u>Civil</u>						
Admin License	AL	2	0	2	2	-
Garnishment	GA	2	1	3	2	1
Overweight	OC	1	0	1	1	-
Warrant in Debt	WD	52	39	58	42	16
Civil Total		57	40	64	47	17
Bland Totals		923	687	1,102	894	208



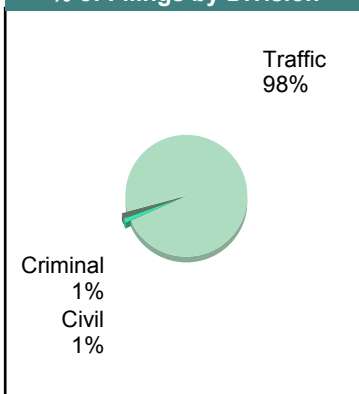
April 2017

		Filings	Hearings	Transactions	Concluded	Cont
<u>Criminal</u>						
Felony	F	5	9	9	1	8
Misdemeanor	M	8	21	21	11	10
Show Cause	SC	1	1	1	0	1
Criminal Total		14	31	31	12	19
<u>Traffic</u>						
Felony	F	0	3	3	0	3
Infraction	I	695	329	738	683	55
Misdemeanor	M	287	339	358	285	73
Traffic Total		982	671	1,099	968	131
<u>Civil</u>						
Bond Forfeiture	BF	0	1	1	1	-
Garnishment	GA	1	1	1	0	1
Overweight	OC	1	0	1	1	-
Warrant in Debt	WD	9	8	12	8	4
Civil Total		11	10	15	10	5
Bland Totals		1,007	712	1,145	990	155

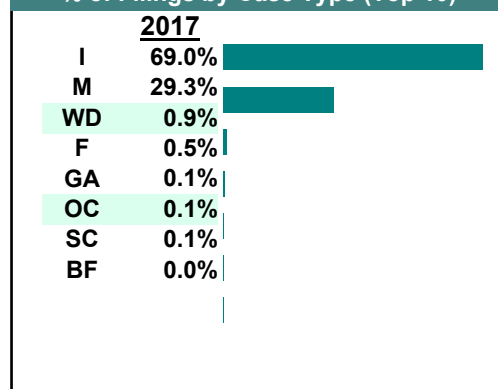
Calendared Filings with Top 12 Scheduled Times



% of Filings by Division



% of Filings by Case Type (Top 10)

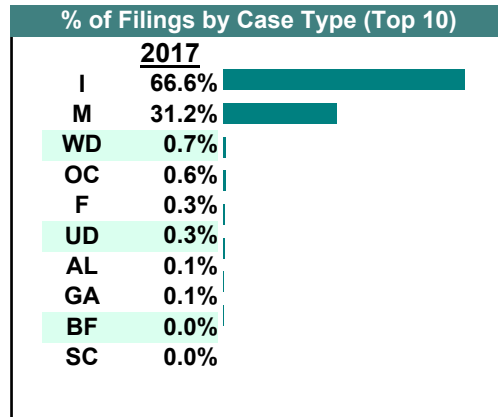
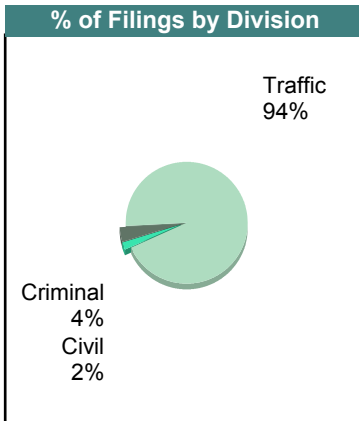
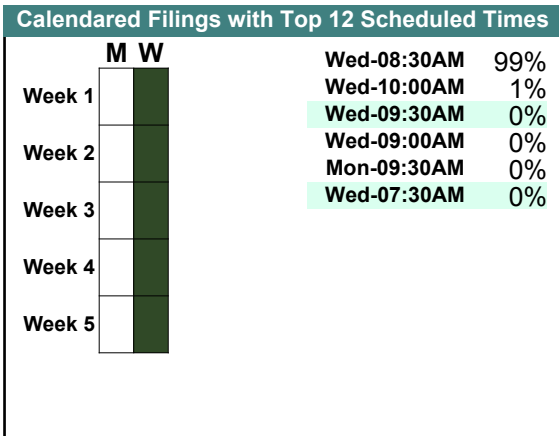


CASELOAD STATISTICS OF THE GENERAL DISTRICT COURTS

Bland
District: 27

March 2017

		<u>Filings</u>	<u>Hearings</u>	<u>Transactions</u>	<u>Concluded</u>	<u>Cont</u>
<u>Criminal</u>						
Felony	F	2	35	45	25	20
Misdemeanor	M	25	44	45	28	17
Show Cause	SC	0	1	1	0	1
Criminal Total		27	80	91	53	38
<u>Traffic</u>						
Infraction	I	461	261	559	455	104
Misdemeanor	M	191	270	280	172	108
Traffic Total		652	531	839	627	212
<u>Civil</u>						
Admin License	AL	1	0	1	1	-
Bond Forfeiture	BF	0	1	1	0	1
Garnishment	GA	1	0	1	1	-
Overweight	OC	4	1	5	4	1
Unlawful Detainer	UD	2	1	3	3	-
Warrant in Debt	WD	5	5	6	4	2
Civil Total		13	8	17	13	4
Bland Totals		692	619	947	693	254



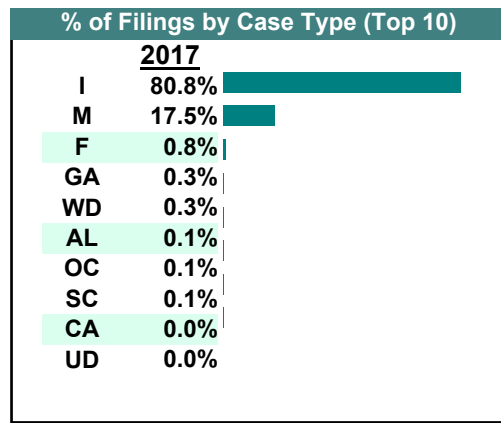
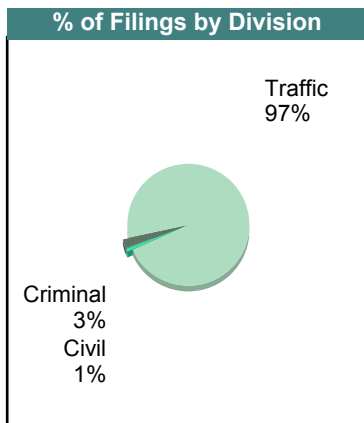
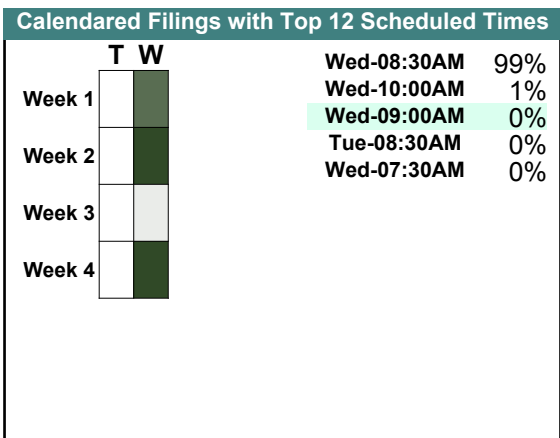
CASELOAD STATISTICS OF THE GENERAL DISTRICT COURTS

February 2017

Bland

District: 27

		<u>Filings</u>	<u>Hearings</u>	<u>Transactions</u>	<u>Concluded</u>	<u>Cont</u>
<u>Criminal</u>						
Capias	CA	0	2	2	1	1
Felony	F	3	20	25	17	8
Misdemeanor	M	18	50	51	39	12
Show Cause	SC	0	3	3	1	2
Criminal Total		21	75	81	58	23
<u>Traffic</u>						
Felony	F	3	3	3	0	3
Infraction	I	636	256	667	619	48
Misdemeanor	M	120	171	174	119	55
Show Cause	SC	1	1	1	0	1
Traffic Total		760	431	845	738	107
<u>Civil</u>						
Admin License	AL	1	0	1	1	-
Garnishment	GA	2	0	2	2	-
Overweight	OC	1	0	1	1	-
Unlawful Detainer	UD	0	1	1	0	1
Warrant in Debt	WD	2	1	2	1	1
Civil Total		6	2	7	5	2
Bland Totals		787	508	933	801	132



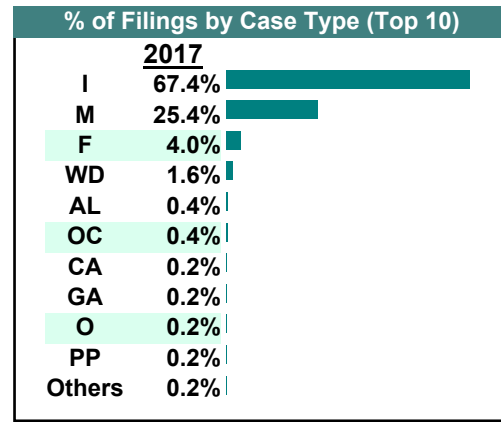
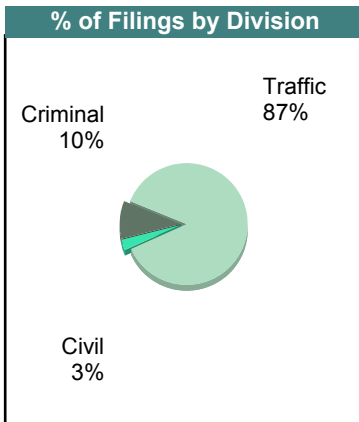
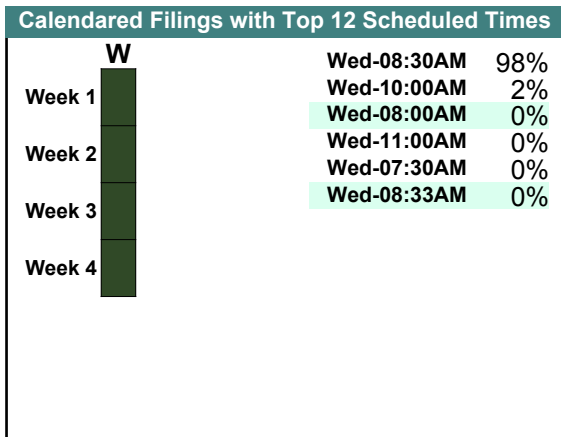
CASELOAD STATISTICS OF THE GENERAL DISTRICT COURTS

January 2017

Bland

District: 27

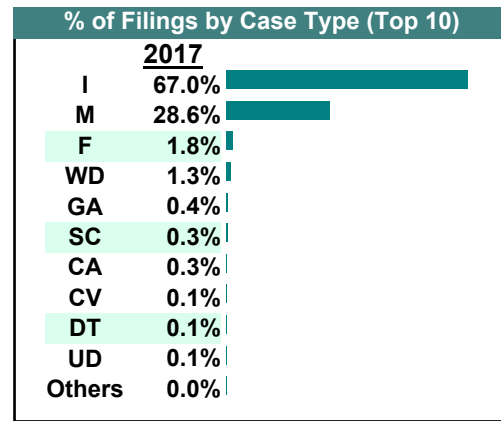
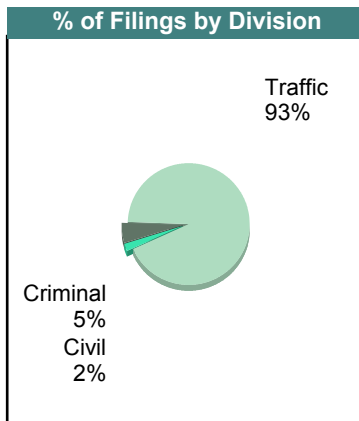
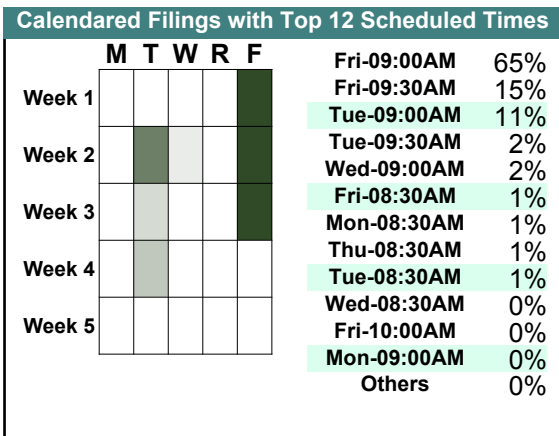
		<u>Filings</u>	<u>Hearings</u>	<u>Transactions</u>	<u>Concluded</u>	<u>Cont</u>
<u>Criminal</u>						
Capias	CA	1	2	2	1	1
Felony	F	22	39	39	1	38
Misdemeanor	M	32	57	59	27	32
Show Cause	SC	1	3	3	1	2
Criminal Total		56	101	103	30	73
<u>Traffic</u>						
Capias	CA	0	1	1	1	-
Civil Violation	CV	0	1	1	1	-
Infraction	I	372	183	404	369	35
Misdemeanor	M	108	164	168	109	59
Other	O	1	1	1	1	-
Show Cause	SC	0	1	1	1	-
Traffic Total		481	351	576	482	94
<u>Civil</u>						
Admin License	AL	2	0	2	2	-
Garnishment	GA	1	0	1	1	-
Overweight	OC	2	0	2	2	-
Prelim Prot Order	PP	1	0	1	1	-
Warrant in Debt	WD	9	17	20	15	5
Civil Total		15	17	26	21	5
Bland Totals		552	469	705	533	172



CASELOAD STATISTICS OF THE GENERAL DISTRICT COURTS

December 2017

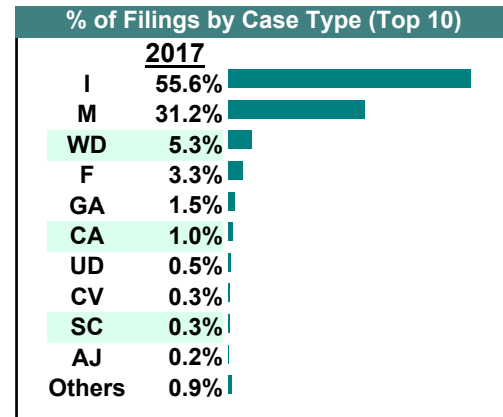
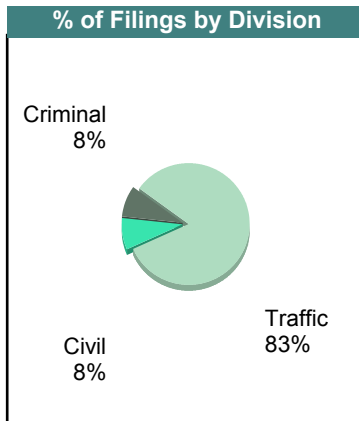
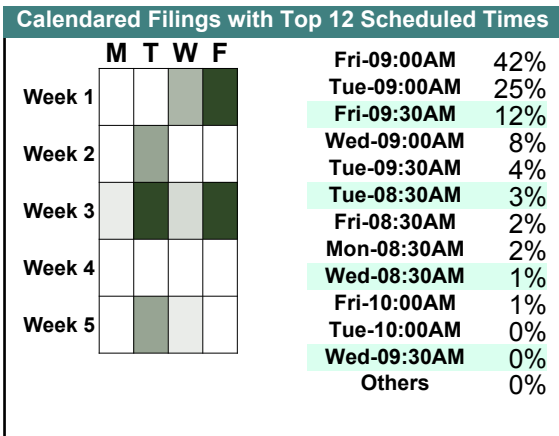
		<u>Filings</u>	<u>Hearings</u>	<u>Transactions</u>	<u>Concluded</u>	<u>Cont</u>
<u>Criminal</u>						
Capias	CA	4	18	18	6	12
Civil Violation	CV	1	3	3	3	-
Felony	F	39	126	126	41	85
Misdemeanor	M	68	152	156	84	71
Show Cause	SC	7	10	10	3	7
Criminal Total		119	309	313	137	175
<u>Traffic</u>						
Capias	CA	2	6	6	3	3
Civil Violation	CV	1	1	1	1	-
Felony	F	1	4	4	1	3
Infraction	I	1,477	785	1,609	1,449	160
Misdemeanor	M	562	704	704	537	167
Show Cause	SC	0	4	4	3	1
Traffic Total		2,043	1,504	2,328	1,994	334
<u>Civil</u>						
Admin License	AL	1	0	1	1	-
Detinue	DT	2	2	3	1	2
Garnishment	GA	8	0	8	8	-
Unlawful Detainer	UD	2	1	2	2	-
Warrant in Debt	WD	29	33	37	31	6
Civil Total		42	36	51	43	8
Carroll Totals		2,204	1,849	2,692	2,174	517



CASELOAD STATISTICS OF THE GENERAL DISTRICT COURTS

November 2017

		<u>Filings</u>	<u>Hearings</u>	<u>Transactions</u>	<u>Concluded</u>	<u>Cont</u>
<u>Criminal</u>						
Capias	CA	11	15	15	9	6
Civil Violation	CV	3	4	4	1	3
Felony	F	38	90	90	31	59
Misdemeanor	M	44	108	113	58	55
Show Cause	SC	3	4	4	1	3
Criminal Total		99	221	226	100	126
<u>Traffic</u>						
Capias	CA	1	6	6	2	4
Felony	F	1	2	2	1	1
Infraction	I	649	365	734	691	43
Misdemeanor	M	320	453	453	358	95
Traffic Total		971	826	1,195	1,052	143
<u>Civil</u>						
Abstract	AJ	2	0	2	2	-
Admin License	AL	2	0	2	2	-
Detinue	DT	2	1	2	1	1
Garnishment	GA	17	0	17	17	-
Impoundment	IM	1	0	1	1	-
Protective Order	PO	2	0	2	2	-
Prelim Prot Order	PP	2	0	2	2	-
Tenants Assertion	TA	1	0	1	1	-
Unlawful Detainer	UD	6	6	8	6	2
Warrant in Debt	WD	62	65	76	57	19
Civil Total		97	72	113	91	22
Carroll Totals		1,167	1,119	1,534	1,243	291



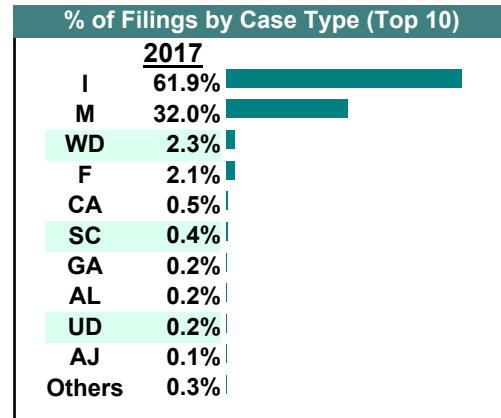
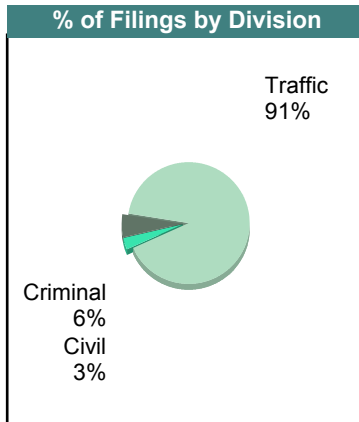
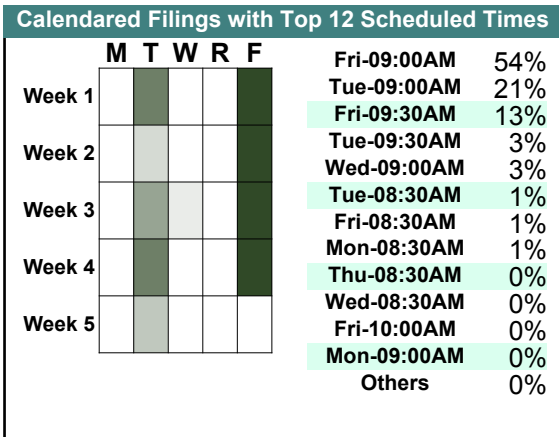
CASELOAD STATISTICS OF THE GENERAL DISTRICT COURTS

October 2017

Carroll


District: 27

		<u>Filings</u>	<u>Hearings</u>	<u>Transactions</u>	<u>Concluded</u>	<u>Cont</u>
<u>Criminal</u>						
Capias	CA	6	12	12	7	5
Civil Violation	CV	0	4	4	2	2
Felony	F	54	155	155	50	105
Misdemeanor	M	94	186	188	94	93
Show Cause	SC	5	7	7	4	3
Criminal Total		159	364	366	157	208
<u>Traffic</u>						
Capias	CA	7	19	19	6	12
Felony	F	2	9	9	5	4
Infraction	I	1,622	888	1,773	1,625	148
Misdemeanor	M	745	944	945	731	214
Show Cause	SC	6	13	13	7	6
Traffic Total		2,382	1,873	2,759	2,374	384
<u>Civil</u>						
Abstract	AJ	2	0	2	2	-
Admin License	AL	4	1	4	3	-
Garnishment	GA	5	0	5	5	-
Impoundment	IM	1	0	1	1	-
Overweight	OC	1	0	2	2	-
Other	OT	1	0	1	1	-
Protective Order	PO	2	0	2	2	-
Prelim Prot Order	PP	2	1	5	4	1
Unlawful Detainer	UD	4	4	5	4	1
Warrant in Debt	WD	59	60	80	64	16
Civil Total		81	66	107	88	18
Carroll Totals		2,622	2,303	3,232	2,619	610

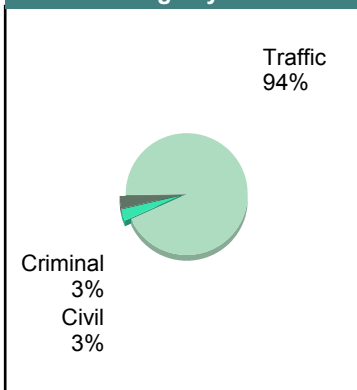


		Filings	Hearings	Transactions	Concluded	Cont
<u>Criminal</u>						
Capias	CA	1	7	7	3	4
Civil Violation	CV	1	3	3	2	1
Felony	F	26	96	96	32	64
Misdemeanor	M	53	107	110	49	61
Show Cause	SC	1	1	1	1	-
Criminal Total		82	214	217	87	130
<u>Traffic</u>						
Capias	CA	5	7	7	2	5
Felony	F	1	4	4	0	4
Infraction	I	1,684	838	1,824	1,689	135
Misdemeanor	M	629	761	767	591	176
Show Cause	SC	5	8	8	3	5
Traffic Total		2,324	1,618	2,610	2,285	325
<u>Civil</u>						
Admin License	AL	2	0	2	2	-
Detinue	DT	2	2	2	2	-
Garnishment	GA	8	0	8	8	-
Impoundment	IM	2	0	2	2	-
Overweight	OC	4	1	4	3	1
Protective Order	PO	1	0	1	1	-
Prelim Prot Order	PP	2	2	2	0	2
Unlawful Detainer	UD	12	10	12	10	2
Warrant in Debt	WD	42	35	42	29	13
Civil Total		75	50	75	57	18
Carroll Totals		2,481	1,882	2,902	2,429	473

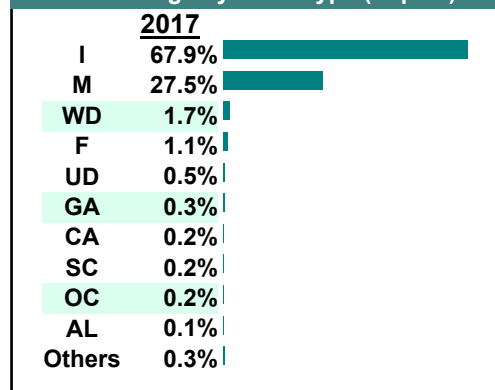
Calendared Filings with Top 12 Scheduled Times



% of Filings by Division



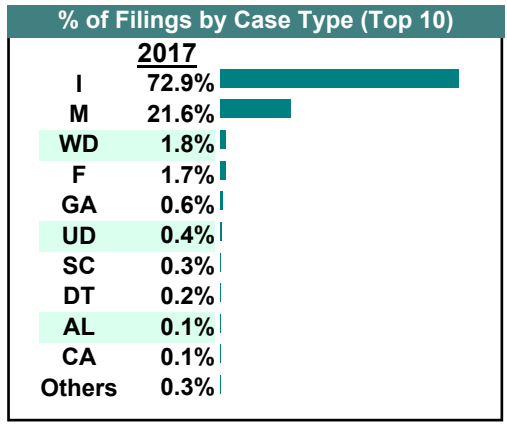
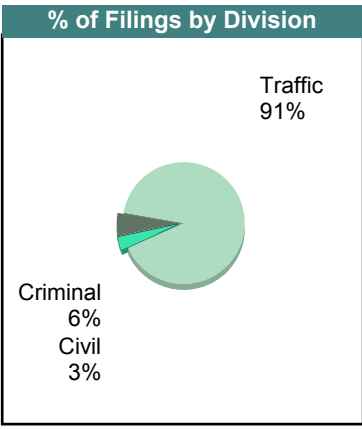
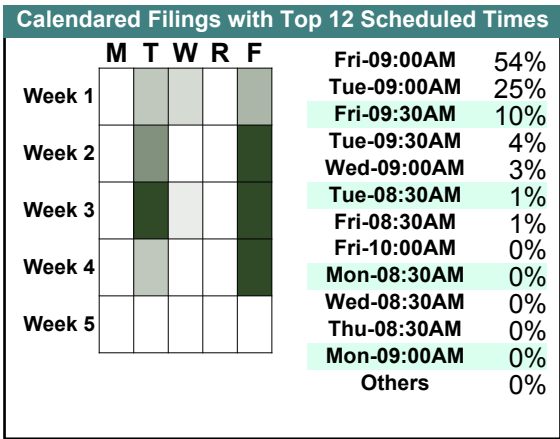
% of Filings by Case Type (Top 10)



CASELOAD STATISTICS OF THE GENERAL DISTRICT COURTS

August 2017

		<u>Filings</u>	<u>Hearings</u>	<u>Transactions</u>	<u>Concluded</u>	<u>Cont</u>
<u>Criminal</u>						
Capias	CA	1	7	7	2	5
Civil Violation	CV	1	2	2	0	2
Felony	F	37	127	127	31	96
Misdemeanor	M	92	175	180	90	90
Show Cause	SC	4	6	6	4	2
Criminal Total		135	317	322	127	195
<u>Traffic</u>						
Capias	CA	1	1	1	0	1
Civil Violation	CV	0	1	1	1	-
Felony	F	1	6	6	2	4
Infraction	I	1,641	897	1,814	1,677	137
Misdemeanor	M	395	528	530	391	139
Show Cause	SC	2	5	5	4	1
Traffic Total		2,040	1,438	2,357	2,075	282
<u>Civil</u>						
Admin License	AL	2	1	2	1	-
Detinue	DT	4	2	4	4	-
Garnishment	GA	14	0	14	14	-
Impoundment	IM	1	0	1	1	-
Other	OT	1	0	1	1	-
Protective Order	PO	2	0	2	2	-
Prelim Prot Order	PP	2	0	2	2	-
Unlawful Detainer	UD	10	11	13	13	-
Warrant in Debt	WD	40	57	67	51	16
Civil Total		76	71	106	89	16
Carroll Totals		2,251	1,826	2,785	2,291	493



CASELOAD STATISTICS OF THE GENERAL DISTRICT COURTS

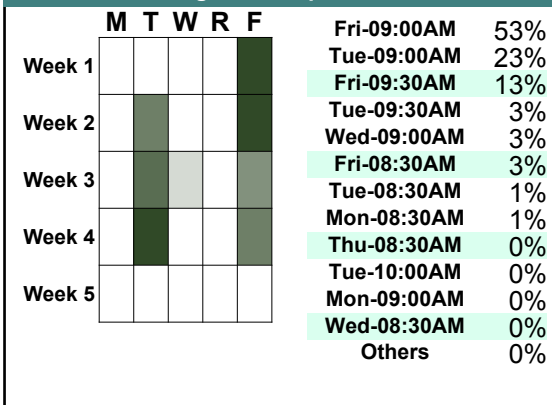
July 2017

Carroll

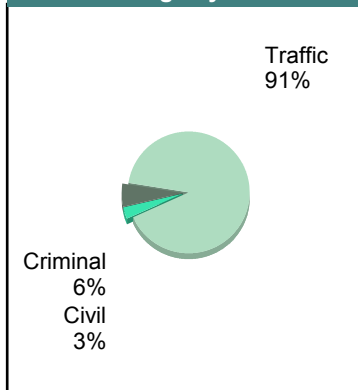
District: 27

		<u>Filings</u>	<u>Hearings</u>	<u>Transactions</u>	<u>Concluded</u>	<u>Cont</u>
<u>Criminal</u>						
Capias	CA	3	12	12	3	9
Civil Violation	CV	3	5	5	1	4
Felony	F	54	132	132	24	108
Misdemeanor	M	73	138	140	74	66
Show Cause	SC	2	4	4	1	3
Criminal Total		135	291	293	103	190
<u>Traffic</u>						
Capias	CA	0	1	1	0	1
Civil Violation	CV	0	1	1	1	-
Felony	F	1	7	7	5	2
Infraction	I	1,631	894	1,823	1,625	197
Misdemeanor	M	393	543	543	389	154
Show Cause	SC	2	3	3	1	2
Traffic Total		2,027	1,449	2,378	2,021	356
<u>Civil</u>						
Abstract	AJ	1	0	1	1	-
Admin License	AL	5	0	5	5	-
Detinue	DT	3	1	3	3	-
Garnishment	GA	17	0	18	18	-
Protective Order	PO	1	0	1	1	-
Prelim Prot Order	PP	1	0	1	1	-
Unlawful Detainer	UD	6	8	9	5	4
Warrant in Debt	WD	33	34	46	35	11
Civil Total		67	43	84	69	15
Carroll Totals		2,229	1,783	2,755	2,193	561

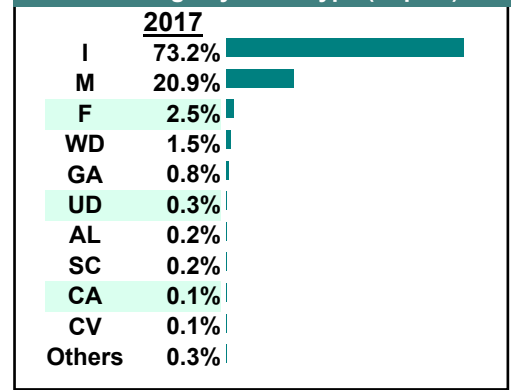
Calendared Filings with Top 12 Scheduled Times



% of Filings by Division



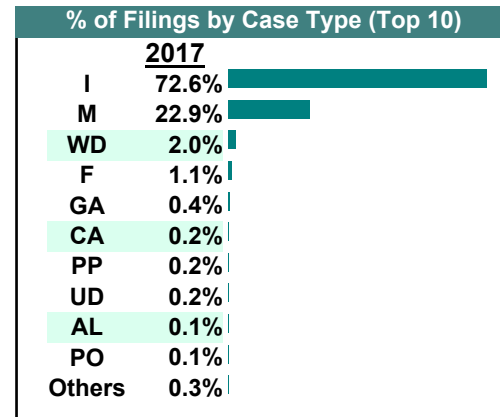
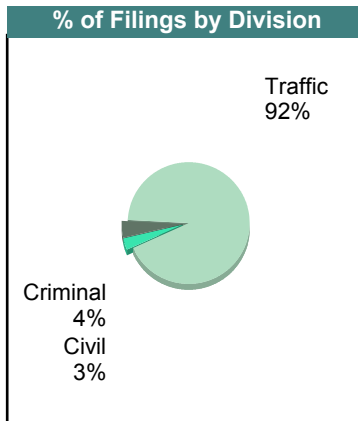
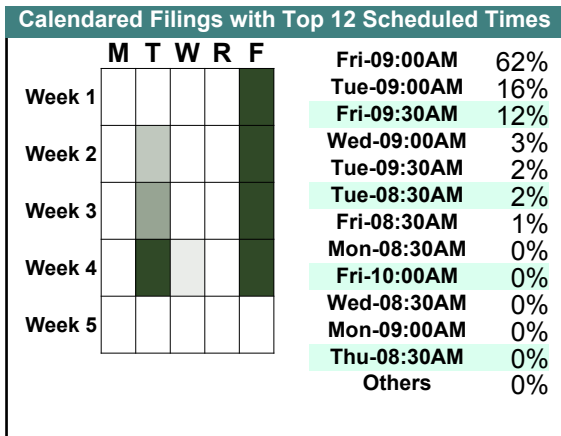
% of Filings by Case Type (Top 10)



CASELOAD STATISTICS OF THE GENERAL DISTRICT COURTS

June 2017

		Filings	Hearings	Transactions	Concluded	Cont
<u>Criminal</u>						
Capias	CA	4	13	13	1	12
Civil Violation	CV	1	3	3	2	1
Felony	F	28	126	126	61	65
Misdemeanor	M	86	157	166	79	87
Show Cause	SC	2	5	5	4	1
Criminal Total		121	304	313	147	166
<u>Traffic</u>						
Capias	CA	1	7	7	2	5
Civil Violation	CV	1	1	1	0	1
Felony	F	1	7	7	3	4
Infraction	I	1,972	964	2,111	1,933	178
Misdemeanor	M	536	684	684	492	192
Show Cause	SC	2	9	9	4	5
Traffic Total		2,513	1,672	2,819	2,434	385
<u>Civil</u>						
Admin License	AL	4	0	4	4	-
Detinue	DT	0	0	1	1	-
Garnishment	GA	10	0	10	10	-
Other	OT	1	0	1	1	-
Protective Order	PO	4	0	4	4	-
Prelim Prot Order	PP	5	0	5	5	-
Unlawful Detainer	UD	5	6	8	5	3
Warrant in Debt	WD	54	39	71	55	16
Civil Total		83	45	104	85	19
Carroll Totals		2,717	2,021	3,236	2,666	570



CASELOAD STATISTICS OF THE GENERAL DISTRICT COURTS

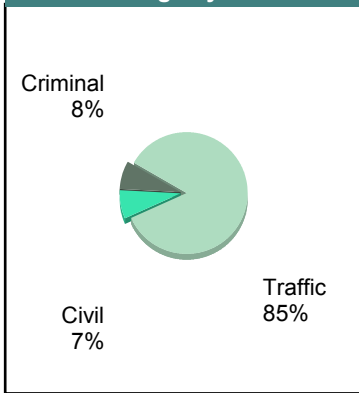
May 2017

		<u>Filings</u>	<u>Hearings</u>	<u>Transactions</u>	<u>Concluded</u>	<u>Cont</u>
<u>Criminal</u>						
Capias	CA	4	6	6	4	2
Civil Violation	CV	2	4	4	1	3
Felony	F	69	118	118	24	94
Misdemeanor	M	72	134	134	67	67
Show Cause	SC	3	4	4	2	2
Criminal Total		150	266	266	98	168
<u>Traffic</u>						
Capias	CA	0	2	2	1	1
Felony	F	7	18	18	3	15
Infraction	I	1,292	685	1,442	1,324	118
Misdemeanor	M	361	511	512	374	138
Show Cause	SC	4	8	8	3	5
Traffic Total		1,664	1,224	1,982	1,705	277
<u>Civil</u>						
Admin License	AL	3	0	3	3	-
Detinue	DT	1	1	1	1	-
Garnishment	GA	19	2	20	18	2
Impoundment	IM	1	0	1	1	-
Interrogatory	IN	0	0	1	1	-
Other	OT	2	1	3	2	1
Protective Order	PO	5	0	5	5	-
Prelim Prot Order	PP	4	0	4	4	-
Show Cause	SC	1	0	1	1	-
Tenants Assertion	TA	1	1	1	1	-
Unlawful Detainer	UD	10	12	12	9	3
Warrant in Debt	WD	98	87	114	86	28
Civil Total		145	104	166	132	34
Carroll Totals		1,959	1,594	2,414	1,935	479

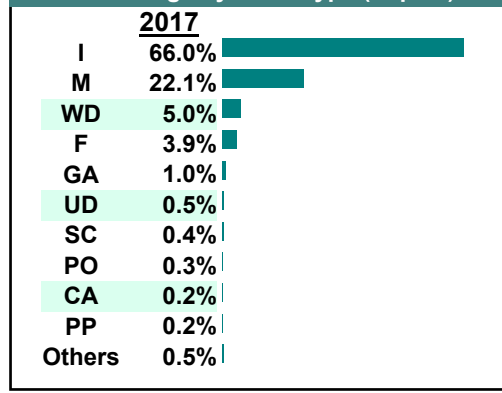
Calendared Filings with Top 12 Scheduled Times

	M	T	W	R	F		
Week 1						Fri-09:00AM	55%
						Tue-09:00AM	17%
						Fri-09:30AM	11%
Week 2						Wed-09:00AM	7%
						Mon-08:30AM	3%
Week 3						Tue-09:30AM	3%
						Fri-08:30AM	2%
Week 4						Tue-08:30AM	1%
						Wed-08:30AM	1%
Week 5						Fri-10:00AM	0%
						Thu-08:30AM	0%
						Mon-09:00AM	0%
						Others	0%

% of Filings by Division

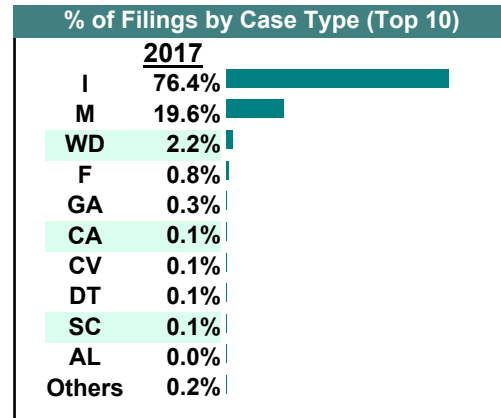
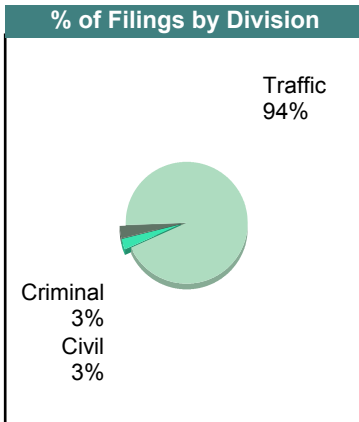
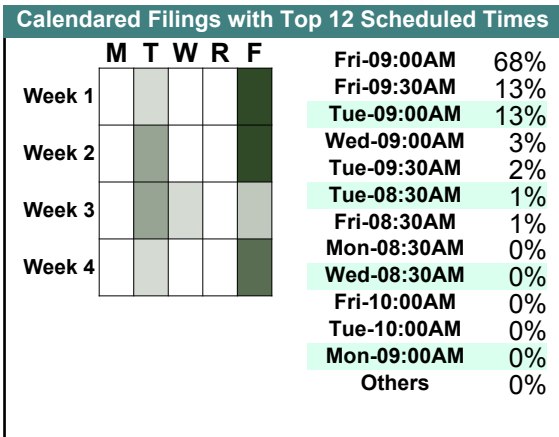


% of Filings by Case Type (Top 10)



April 2017

		<u>Filings</u>	<u>Hearings</u>	<u>Transactions</u>	<u>Concluded</u>	<u>Cont</u>
<u>Criminal</u>						
Capias	CA	2	5	5	2	3
Civil Violation	CV	2	3	3	1	2
Felony	F	18	79	79	32	47
Misdemeanor	M	64	119	126	70	56
Show Cause	SC	0	1	1	0	1
Criminal Total		86	207	214	105	109
<u>Traffic</u>						
Capias	CA	1	5	5	3	2
Civil Violation	CV	1	2	2	2	-
Felony	F	3	7	7	1	6
Infraction	I	2,037	962	2,141	2,006	135
Misdemeanor	M	459	565	569	432	137
Show Cause	SC	2	4	4	1	3
Traffic Total		2,503	1,545	2,728	2,445	283
<u>Civil</u>						
Admin License	AL	1	0	1	1	-
Detinue	DT	2	2	2	1	1
Garnishment	GA	9	0	10	10	-
Impoundment	IM	1	0	1	1	-
Overweight	OC	1	0	1	1	-
Protective Order	PO	1	0	1	1	-
Prelim Prot Order	PP	1	0	1	1	-
Unlawful Detainer	UD	1	1	1	1	-
Warrant in Debt	WD	59	61	70	55	15
Civil Total		76	64	88	72	16
Carroll Totals		2,665	1,816	3,030	2,622	408

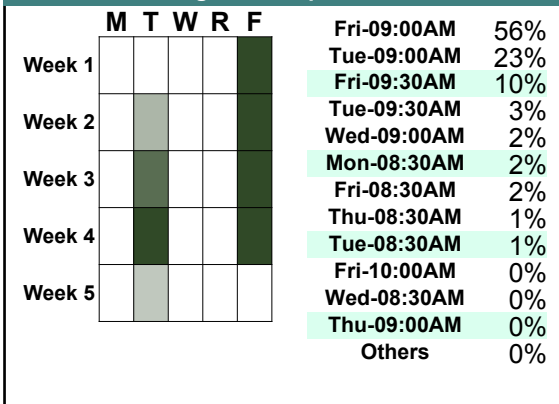


CASELOAD STATISTICS OF THE GENERAL DISTRICT COURTS

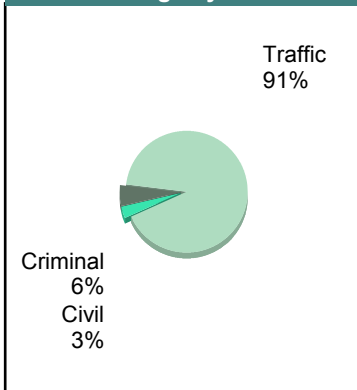
March 2017

		<u>Filings</u>	<u>Hearings</u>	<u>Transactions</u>	<u>Concluded</u>	<u>Cont</u>
<u>Criminal</u>						
Capias	CA	3	13	13	7	6
Civil Violation	CV	2	3	3	2	1
Felony	F	41	124	124	59	65
Misdemeanor	M	66	181	185	119	66
Show Cause	SC	1	6	6	4	2
Criminal Total		113	327	331	191	140
<u>Traffic</u>						
Capias	CA	1	3	3	1	2
Civil Violation	CV	1	1	1	1	-
Felony	F	5	8	8	3	5
Infraction	I	1,481	712	1,541	1,410	131
Misdemeanor	M	345	435	436	316	120
Show Cause	SC	1	5	5	3	2
Traffic Total		1,834	1,164	1,994	1,734	260
<u>Civil</u>						
Abstract	AJ	2	0	2	2	-
Admin License	AL	3	0	3	3	-
Garnishment	GA	9	0	9	9	-
Impoundment	IM	5	0	5	5	-
Interrogatory	IN	0	1	1	0	1
Other	OT	1	0	1	1	-
Protective Order	PO	1	0	1	1	-
Prelim Prot Order	PP	3	0	3	3	-
Unlawful Detainer	UD	9	6	9	8	1
Warrant in Debt	WD	27	27	34	23	11
Civil Total		60	34	68	55	13
Carroll Totals		2,007	1,525	2,393	1,980	413

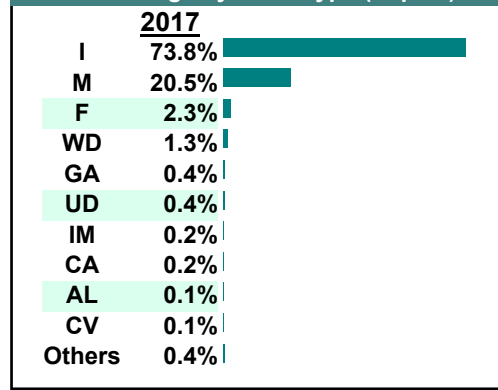
Calendared Filings with Top 12 Scheduled Times



% of Filings by Division



% of Filings by Case Type (Top 10)



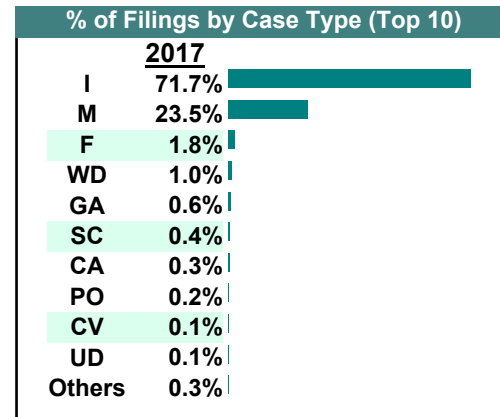
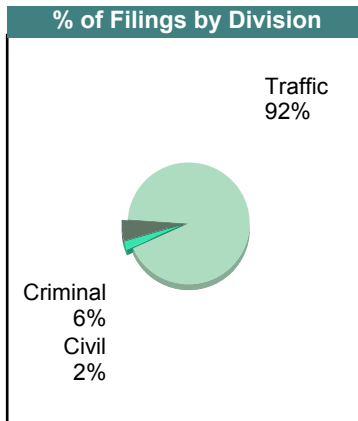
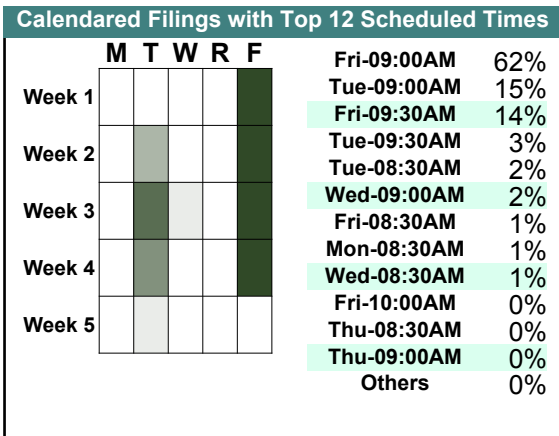
CASELOAD STATISTICS OF THE GENERAL DISTRICT COURTS

February 2017

Carroll

District: 27

		<u>Filings</u>	<u>Hearings</u>	<u>Transactions</u>	<u>Concluded</u>	<u>Cont</u>
<u>Criminal</u>						
Capias	CA	4	10	10	3	7
Civil Violation	CV	3	6	6	4	2
Felony	F	37	176	176	84	92
Misdemeanor	M	82	178	180	94	86
Show Cause	SC	4	7	7	3	4
Criminal Total		130	377	379	188	191
<u>Traffic</u>						
Capias	CA	4	6	6	2	4
Civil Violation	CV	0	1	1	0	1
Felony	F	4	8	8	1	7
Infraction	I	1,668	906	1,803	1,674	129
Misdemeanor	M	465	629	629	461	168
Show Cause	SC	5	6	6	2	4
Traffic Total		2,146	1,556	2,453	2,140	313
<u>Civil</u>						
Admin License	AL	2	0	2	2	-
Detinue	DT	1	0	1	1	-
Garnishment	GA	15	0	16	16	-
Impoundment	IM	1	0	1	1	-
Interrogatory	IN	2	1	2	1	1
Protective Order	PO	4	0	4	4	-
Unlawful Detainer	UD	3	4	5	5	-
Warrant in Debt	WD	23	21	30	22	8
Civil Total		51	26	61	52	9
Carroll Totals		2,327	1,959	2,893	2,380	513



CASELOAD STATISTICS OF THE GENERAL DISTRICT COURTS

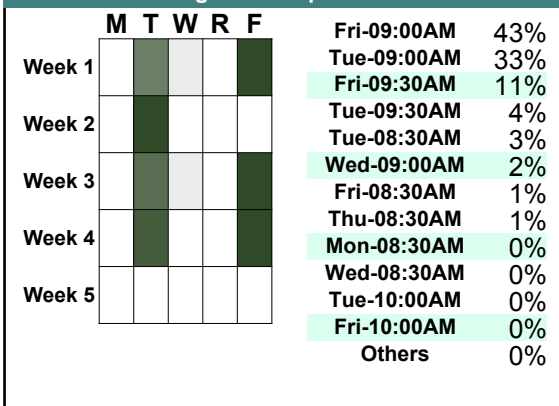
January 2017

Carroll

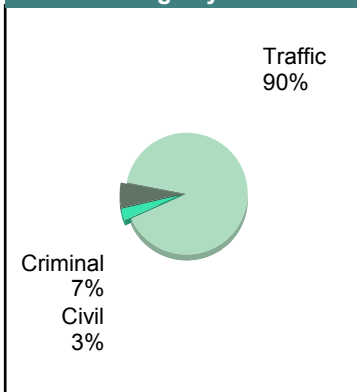
District: 27

		<u>Filings</u>	<u>Hearings</u>	<u>Transactions</u>	<u>Concluded</u>	<u>Cont</u>
<u>Criminal</u>						
Capias	CA	0	3	3	3	-
Civil Violation	CV	1	4	4	3	1
Felony	F	59	123	123	28	95
Misdemeanor	M	108	169	182	99	83
Show Cause	SC	2	4	4	2	2
Criminal Total		170	303	316	135	181
<u>Traffic</u>						
Capias	CA	1	7	7	4	3
Civil Violation	CV	2	2	2	1	1
Felony	F	1	4	4	2	2
Infraction	I	1,866	973	1,994	1,872	122
Misdemeanor	M	399	516	520	379	141
Show Cause	SC	3	6	6	4	2
Traffic Total		2,272	1,508	2,533	2,262	271
<u>Civil</u>						
Abstract	AJ	1	0	1	1	-
Admin License	AL	1	0	1	1	-
Garnishment	GA	15	2	15	13	2
Impoundment	IM	3	0	3	3	-
Overweight	OC	1	0	1	1	-
Other	OT	1	0	1	1	-
Protective Order	PO	1	0	1	1	-
Prelim Prot Order	PP	8	0	8	8	-
Unlawful Detainer	UD	6	7	9	7	2
Warrant in Debt	WD	39	39	54	40	14
Civil Total		76	48	94	76	18
Carroll Totals		2,518	1,859	2,943	2,473	470

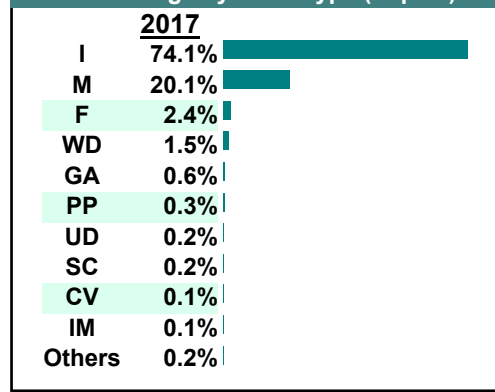
Calendared Filings with Top 12 Scheduled Times



% of Filings by Division



% of Filings by Case Type (Top 10)

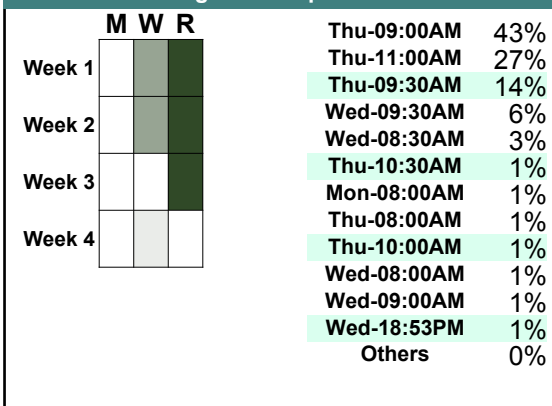


CASELOAD STATISTICS OF THE GENERAL DISTRICT COURTS

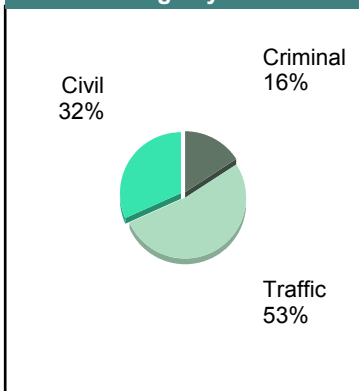
December 2017

		<u>Filings</u>	<u>Hearings</u>	<u>Transactions</u>	<u>Concluded</u>	<u>Cont</u>
<u>Criminal</u>						
Capias	CA	1	2	2	1	1
Felony	F	9	28	28	9	19
Misdemeanor	M	12	31	31	11	20
Show Cause	SC	0	4	4	1	3
Criminal Total		22	65	65	22	43
<u>Traffic</u>						
Civil Violation	CV	1	1	1	0	1
Felony	F	1	5	5	1	4
Infraction	I	49	62	82	67	15
Misdemeanor	M	16	34	34	12	22
Show Cause	SC	6	7	7	1	6
Traffic Total		73	109	129	81	48
<u>Civil</u>						
Admin License	AL	4	0	4	4	-
Detinue	DT	1	0	1	1	-
Garnishment	GA	5	1	6	5	1
Protective Order	PO	1	0	1	1	-
Prelim Prot Order	PP	1	0	1	1	-
Unlawful Detainer	UD	5	5	5	5	-
Warrant in Debt	WD	27	28	41	29	12
Civil Total		44	34	59	46	13
Floyd Totals		139	208	253	149	104

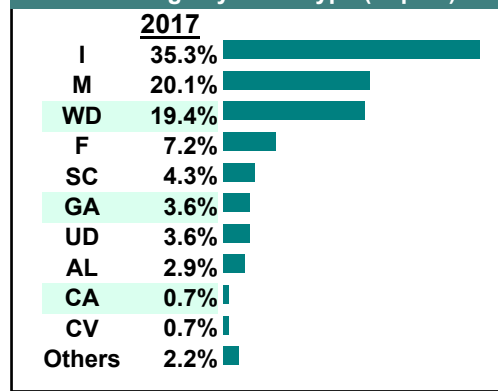
Calendared Filings with Top 12 Scheduled Times



% of Filings by Division



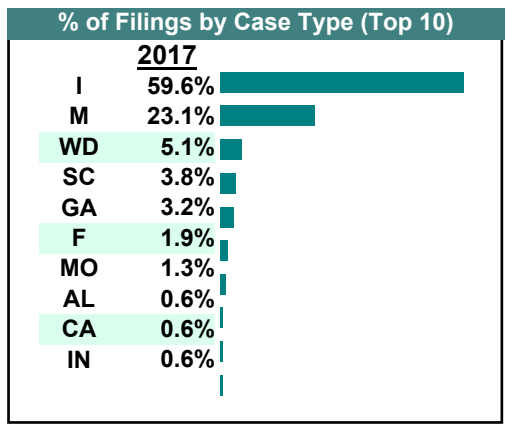
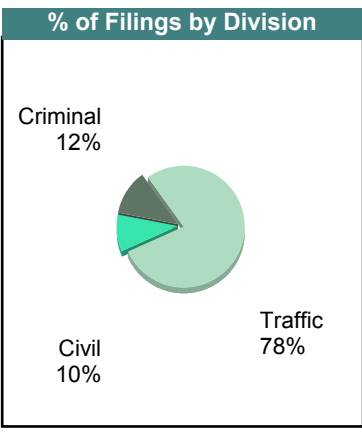
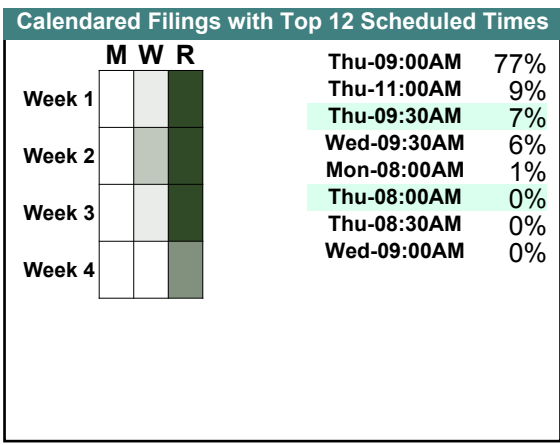
% of Filings by Case Type (Top 10)



CASELOAD STATISTICS OF THE GENERAL DISTRICT COURTS

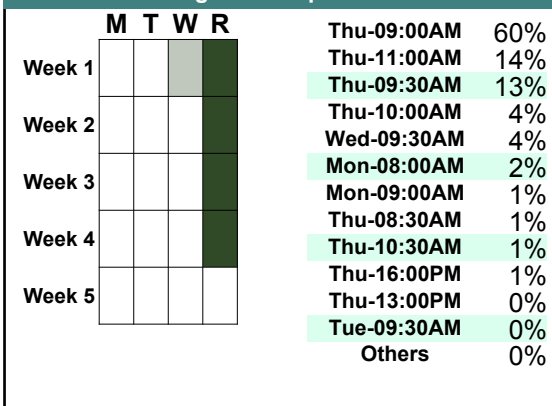
November 2017

		<u>Filings</u>	<u>Hearings</u>	<u>Transactions</u>	<u>Concluded</u>	<u>Cont</u>
<u>Criminal</u>						
Capias	CA	1	2	2	0	2
Felony	F	2	17	17	4	13
Misdemeanor	M	11	40	40	28	12
Motion	MO	2	2	2	2	-
Show Cause	SC	3	4	4	1	3
Criminal Total		19	65	65	35	30
<u>Traffic</u>						
Felony	F	1	2	2	0	2
Infraction	I	93	95	113	82	30
Misdemeanor	M	25	42	42	23	19
Show Cause	SC	3	5	5	3	2
Traffic Total		122	144	162	108	53
<u>Civil</u>						
Admin License	AL	1	0	1	1	-
Garnishment	GA	5	1	6	5	-
Interrogatory	IN	1	0	1	1	-
Warrant in Debt	WD	8	11	15	7	7
Civil Total		15	12	23	14	7
Floyd Totals		156	221	250	157	90

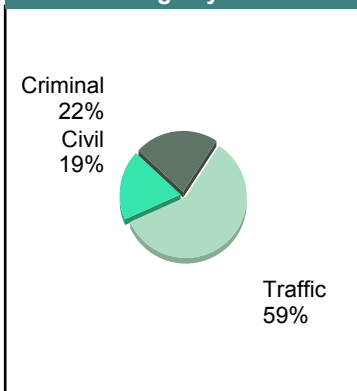


		<u>Filings</u>	<u>Hearings</u>	<u>Transactions</u>	<u>Concluded</u>	<u>Cont</u>
<u>Criminal</u>						
Capias	CA	0	1	1	1	-
Civil Violation	CV	3	3	3	2	1
Felony	F	3	11	11	2	9
Misdemeanor	M	19	35	35	13	22
Show Cause	SC	0	1	1	1	-
Criminal Total		25	51	51	19	32
<u>Traffic</u>						
Civil Violation	CV	0	1	1	1	-
Felony	F	0	1	1	0	1
Infraction	I	55	57	77	63	14
Misdemeanor	M	12	24	24	13	11
Show Cause	SC	0	2	2	2	-
Traffic Total		67	85	105	79	26
<u>Civil</u>						
Admin License	AL	2	0	2	2	-
Garnishment	GA	6	0	7	7	-
Protective Order	PO	2	0	2	2	-
Prelim Prot Order	PP	1	0	1	1	-
Unlawful Detainer	UD	2	3	4	4	-
Warrant in Debt	WD	8	11	15	9	6
Civil Total		21	14	31	25	6
Floyd Totals		113	150	187	123	64

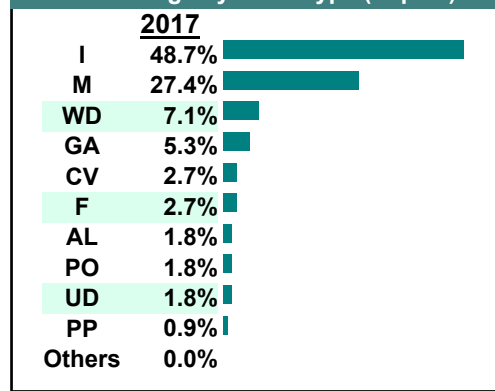
Calendared Filings with Top 12 Scheduled Times



% of Filings by Division

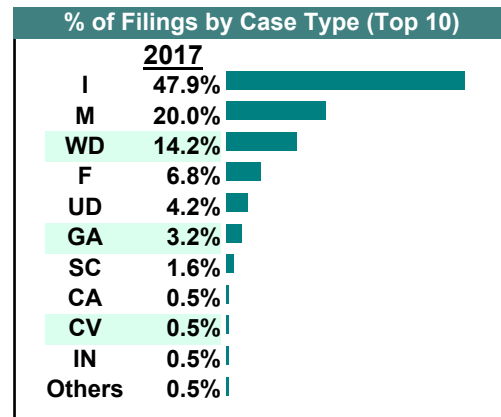
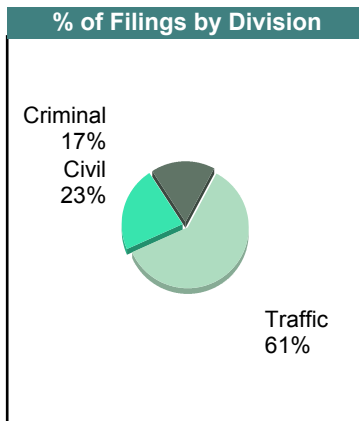
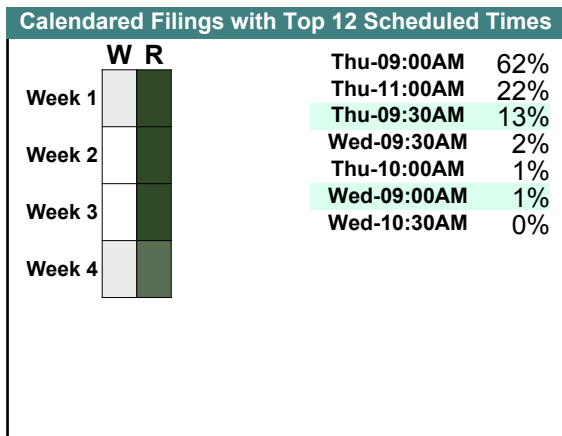


% of Filings by Case Type (Top 10)



September 2017

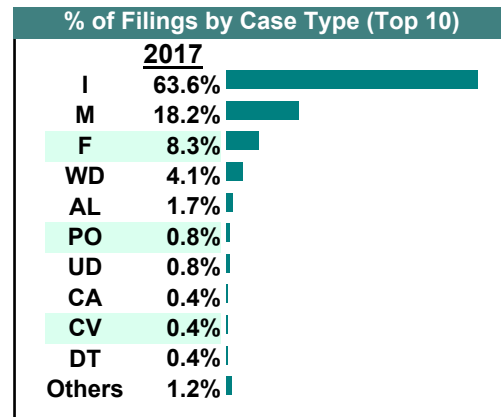
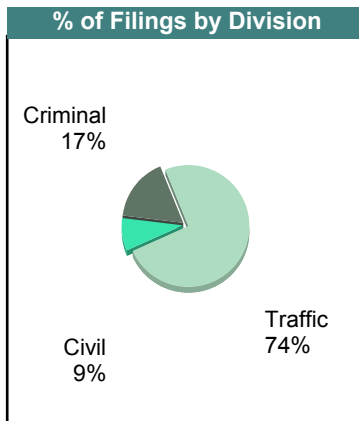
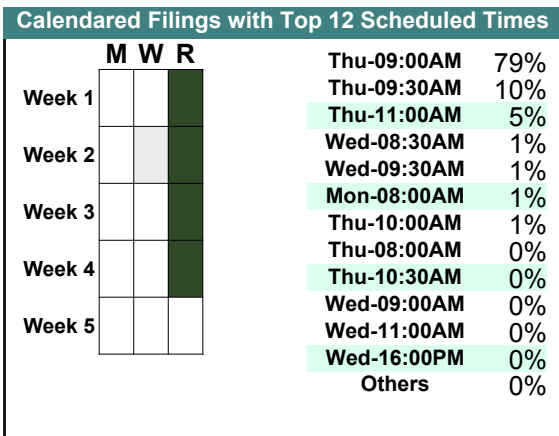
		<u>Filings</u>	<u>Hearings</u>	<u>Transactions</u>	<u>Concluded</u>	<u>Cont</u>
<u>Criminal</u>						
Capias	CA	1	6	6	2	4
Civil Violation	CV	1	2	2	1	1
Felony	F	13	28	28	8	20
Misdemeanor	M	16	32	35	17	18
Show Cause	SC	1	4	4	2	2
Criminal Total		32	72	75	30	45
<u>Traffic</u>						
Capias	CA	0	1	1	1	-
Civil Violation	CV	0	1	1	0	1
Felony	F	0	1	1	0	1
Infraction	I	91	92	126	102	24
Misdemeanor	M	22	55	55	34	21
Show Cause	SC	2	4	4	1	3
Traffic Total		115	154	188	138	50
<u>Civil</u>						
Bond Forfeiture	BF	0	1	1	0	1
Detinue	DT	0	1	1	1	-
Garnishment	GA	6	2	7	5	2
Interrogatory	IN	1	0	1	1	-
Protective Order	PO	1	0	1	1	-
Unlawful Detainer	UD	8	7	10	6	4
Warrant in Debt	WD	27	28	35	19	16
Civil Total		43	39	56	33	23
Floyd Totals		190	265	319	201	118



CASELOAD STATISTICS OF THE GENERAL DISTRICT COURTS

August 2017

		<u>Filings</u>	<u>Hearings</u>	<u>Transactions</u>	<u>Concluded</u>	<u>Cont</u>
<u>Criminal</u>						
Capias	CA	1	1	1	0	1
Felony	F	20	22	22	12	10
Misdemeanor	M	20	35	36	16	20
Show Cause	SC	0	2	2	0	2
Criminal Total		41	60	61	28	33
<u>Traffic</u>						
Capias	CA	0	1	1	1	-
Civil Violation	CV	1	1	1	0	1
Infraction	I	154	107	169	143	26
Misdemeanor	M	24	47	47	28	19
Show Cause	SC	1	2	2	2	-
Traffic Total		180	158	220	174	46
<u>Civil</u>						
Admin License	AL	4	0	4	4	-
Detinue	DT	1	2	2	0	2
Garnishment	GA	1	0	1	1	-
Protective Order	PO	2	0	2	2	-
Petition-Restore Arms	PR	1	0	1	1	-
Unlawful Detainer	UD	2	3	7	5	2
Warrant in Debt	WD	10	8	16	13	3
Civil Total		21	13	33	26	7
Floyd Totals		242	231	314	228	86



CASELOAD STATISTICS OF THE GENERAL DISTRICT COURTS


July 2017

Floyd

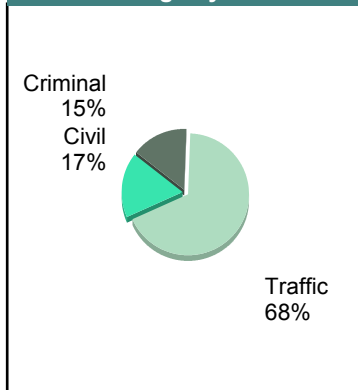
District: 27

		<u>Filings</u>	<u>Hearings</u>	<u>Transactions</u>	<u>Concluded</u>	<u>Cont</u>
<u>Criminal</u>						
Capias	CA	1	1	1	1	-
Civil Violation	CV	1	2	2	1	1
Felony	F	4	10	10	5	5
Misdemeanor	M	21	42	43	23	20
Show Cause	SC	2	3	3	1	2
Criminal Total		29	58	59	31	28
<u>Traffic</u>						
Capias	CA	2	6	6	4	2
Felony	F	1	1	1	0	1
Infraction	I	96	80	120	97	23
Misdemeanor	M	31	51	51	23	28
Show Cause	SC	0	2	2	1	1
Traffic Total		130	140	180	125	55
<u>Civil</u>						
Admin License	AL	5	0	5	5	-
Bond Forfeiture	BF	0	0	1	1	-
Detinue	DT	0	1	2	1	1
Garnishment	GA	2	1	2	1	1
Protective Order	PO	1	0	1	1	-
Unlawful Detainer	UD	7	6	7	4	3
Warrant in Debt	WD	18	14	23	19	4
Civil Total		33	22	41	32	9
Floyd Totals		192	220	280	188	92

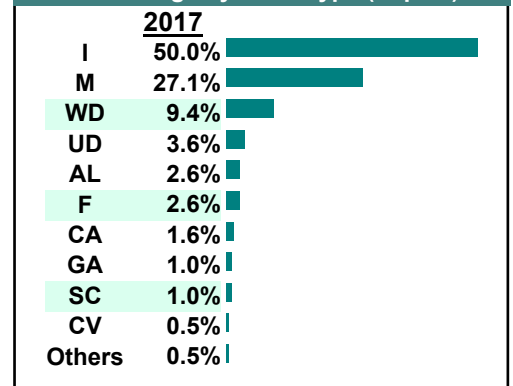
Calendared Filings with Top 12 Scheduled Times



% of Filings by Division

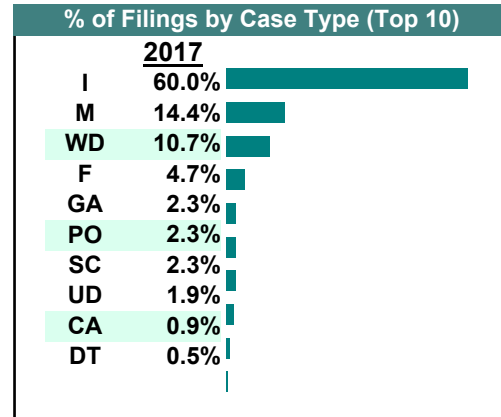
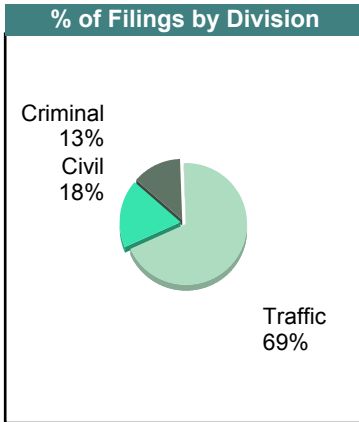
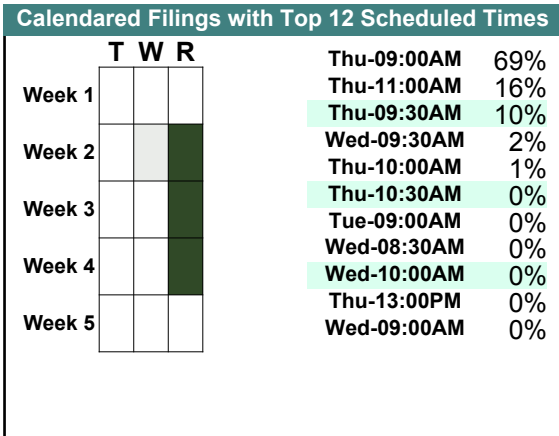


% of Filings by Case Type (Top 10)



June 2017

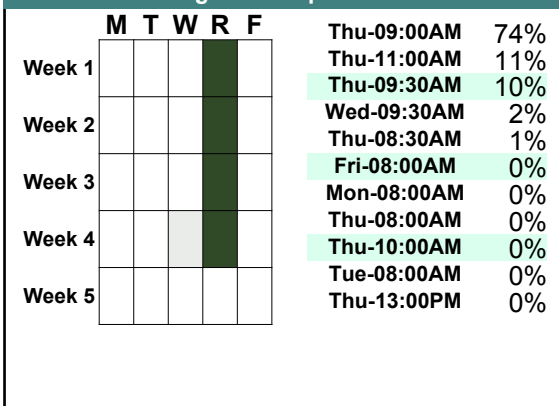
		Filings	Hearings	Transactions	Concluded	Cont
<u>Criminal</u>						
Capias	CA	2	2	2	2	-
Felony	F	10	18	18	11	7
Misdemeanor	M	14	23	23	10	13
Show Cause	SC	2	3	3	2	1
Criminal Total		28	46	46	25	21
<u>Traffic</u>						
Capias	CA	0	1	1	0	1
Infraction	I	129	102	154	123	31
Misdemeanor	M	17	42	42	25	17
Show Cause	SC	2	3	3	1	2
Traffic Total		148	148	200	149	51
<u>Civil</u>						
Detinue	DT	1	1	1	0	1
Garnishment	GA	5	0	5	5	-
Protective Order	PO	5	0	5	5	-
Show Cause	SC	1	0	1	1	-
Unlawful Detainer	UD	4	2	4	4	-
Warrant in Debt	WD	23	23	37	29	8
Civil Total		39	26	53	44	9
Floyd Totals		215	220	299	218	81



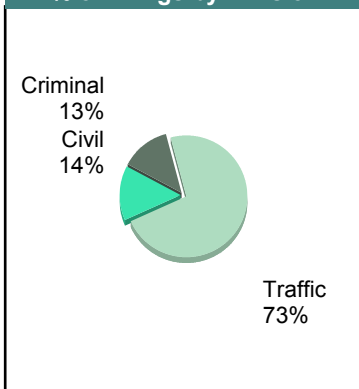
May 2017

		<u>Filings</u>	<u>Hearings</u>	<u>Transactions</u>	<u>Concluded</u>	<u>Cont</u>
<u>Criminal</u>						
Capias	CA	1	3	3	2	1
Felony	F	3	15	15	13	2
Misdemeanor	M	26	38	40	26	14
Show Cause	SC	0	4	4	2	2
Criminal Total		30	60	62	43	19
<u>Traffic</u>						
Capias	CA	1	3	3	2	1
Civil Violation	CV	0	3	3	2	1
Felony	F	0	1	1	1	-
Infraction	I	137	114	157	124	33
Misdemeanor	M	29	50	50	25	25
Show Cause	SC	0	1	1	1	-
Traffic Total		167	172	215	155	60
<u>Civil</u>						
Admin License	AL	4	0	4	4	-
Garnishment	GA	10	0	10	10	-
Impoundment	IM	1	0	1	1	-
Interrogatory	IN	1	0	1	1	-
Other	OT	1	0	1	1	-
Protective Order	PO	1	0	1	1	-
Unlawful Detainer	UD	4	5	6	5	1
Warrant in Debt	WD	11	13	16	9	7
Civil Total		33	18	40	32	8
Floyd Totals		230	250	317	230	87

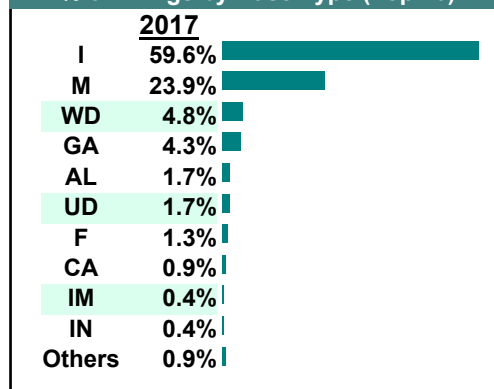
Calendared Filings with Top 12 Scheduled Times



% of Filings by Division



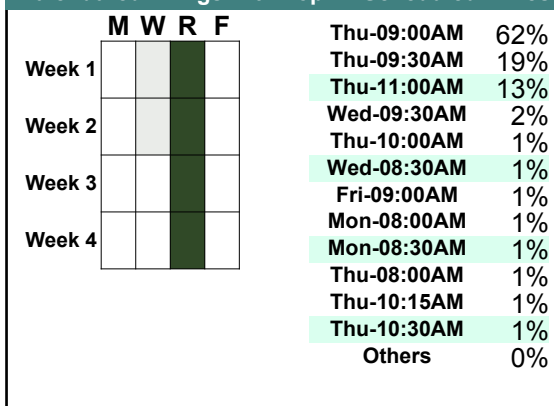
% of Filings by Case Type (Top 10)



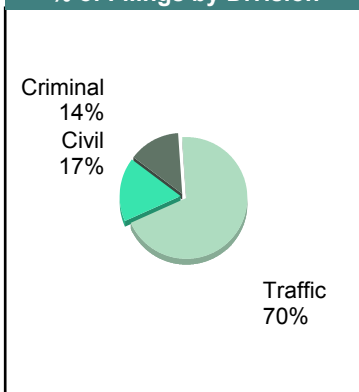
April 2017

		<u>Filings</u>	<u>Hearings</u>	<u>Transactions</u>	<u>Concluded</u>	<u>Cont</u>
<u>Criminal</u>						
Capias	CA	0	1	1	0	1
Felony	F	14	24	24	9	15
Misdemeanor	M	10	32	33	18	15
Show Cause	SC	3	4	4	1	3
Criminal Total		27	61	62	28	34
<u>Traffic</u>						
Capias	CA	4	5	5	1	4
Civil Violation	CV	2	4	4	1	3
Felony	F	0	2	2	1	1
Infraction	I	100	77	120	94	26
Misdemeanor	M	29	52	52	21	31
Show Cause	SC	4	5	5	1	4
Traffic Total		139	145	188	119	69
<u>Civil</u>						
Admin License	AL	2	0	2	2	-
Garnishment	GA	5	0	5	5	-
Impoundment	IM	1	0	1	1	-
Protective Order	PO	4	0	4	4	-
Show Cause	SC	0	0	1	1	-
Unlawful Detainer	UD	2	2	4	3	1
Warrant in Debt	WD	20	17	23	14	9
Civil Total		34	19	40	30	10
Floyd Totals		200	225	290	177	113

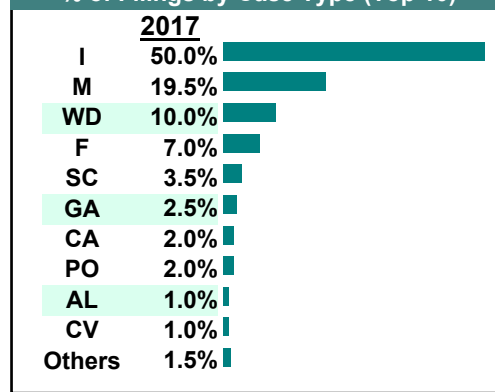
Calendared Filings with Top 12 Scheduled Times



% of Filings by Division



% of Filings by Case Type (Top 10)

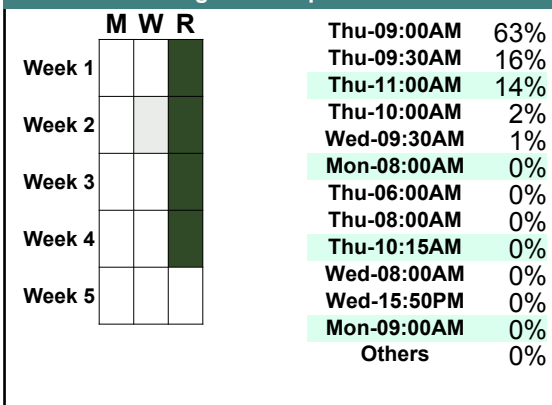


CASELOAD STATISTICS OF THE GENERAL DISTRICT COURTS

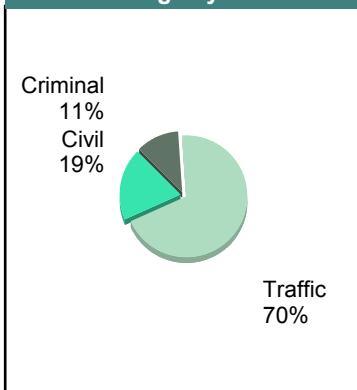
March 2017

		<u>Filings</u>	<u>Hearings</u>	<u>Transactions</u>	<u>Concluded</u>	<u>Cont</u>
<u>Criminal</u>						
Capias	CA	1	4	4	1	3
Felony	F	12	20	20	9	11
Misdemeanor	M	12	34	37	14	23
Show Cause	SC	0	3	3	2	1
Criminal Total		25	61	64	26	38
<u>Traffic</u>						
Capias	CA	0	1	1	0	1
Civil Violation	CV	1	1	1	0	1
Felony	F	1	2	2	0	2
Infraction	I	121	118	152	119	33
Misdemeanor	M	30	53	53	26	27
Traffic Total		153	175	209	145	64
<u>Civil</u>						
Admin License	AL	4	0	4	4	-
Bond Forfeiture	BF	0	1	1	0	1
Garnishment	GA	6	0	6	6	-
Impoundment	IM	1	0	1	1	-
Interrogatory	IN	1	0	3	3	-
Protective Order	PO	6	0	6	6	-
Show Cause	SC	1	0	2	2	-
Tenants Assertion	TA	1	0	1	1	-
Unlawful Detainer	UD	5	4	5	4	1
Warrant in Debt	WD	17	19	29	18	11
Civil Total		42	24	58	45	13
Floyd Totals		220	260	331	216	115

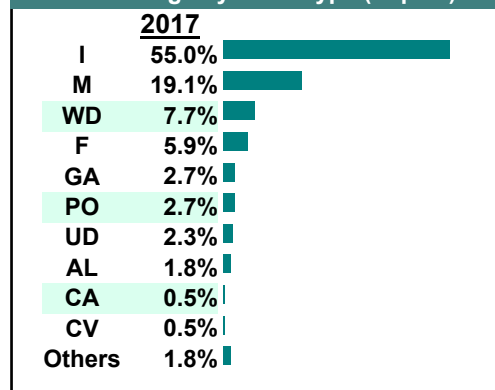
Calendared Filings with Top 12 Scheduled Times



% of Filings by Division



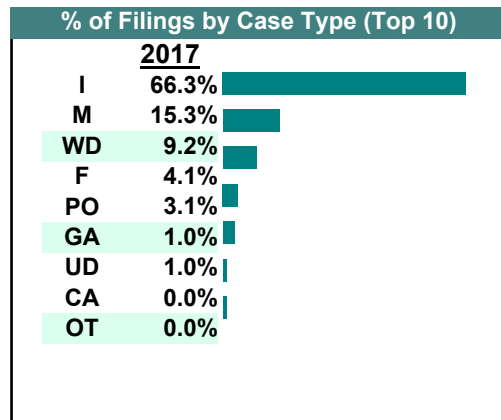
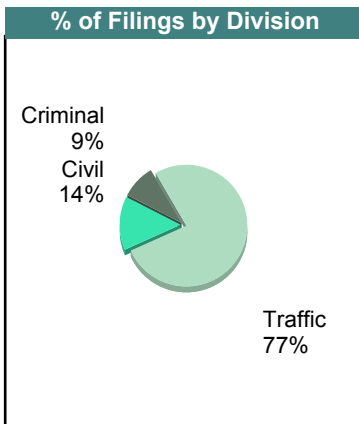
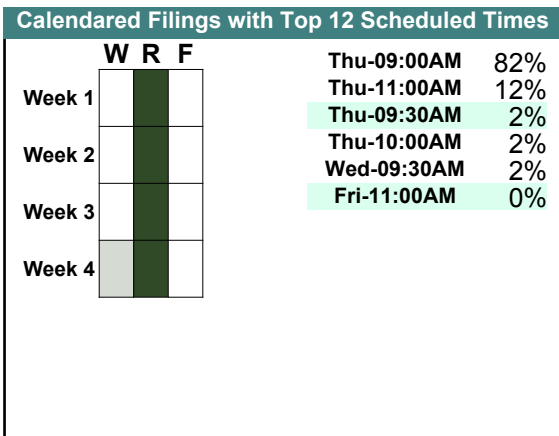
% of Filings by Case Type (Top 10)



CASELOAD STATISTICS OF THE GENERAL DISTRICT COURTS

February 2017

		<u>Filings</u>	<u>Hearings</u>	<u>Transactions</u>	<u>Concluded</u>	<u>Cont</u>
<u>Criminal</u>						
Felony	F	4	5	5	3	2
Misdemeanor	M	5	32	32	13	19
Criminal Total		9	37	37	16	21
<u>Traffic</u>						
Capias	CA	0	1	1	1	-
Infraction	I	65	60	85	72	13
Misdemeanor	M	10	27	27	14	13
Traffic Total		75	88	113	87	26
<u>Civil</u>						
Garnishment	GA	1	0	2	2	-
Other	OT	0	0	1	1	-
Protective Order	PO	3	0	3	3	-
Unlawful Detainer	UD	1	1	1	1	-
Warrant in Debt	WD	9	12	16	9	7
Civil Total		14	13	23	16	7
Floyd Totals		98	138	173	119	54



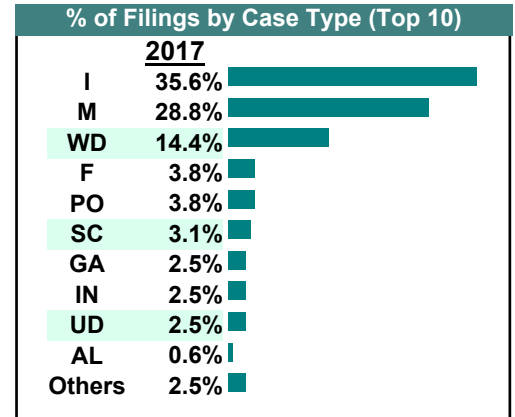
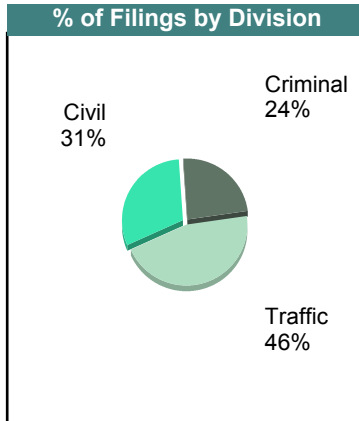
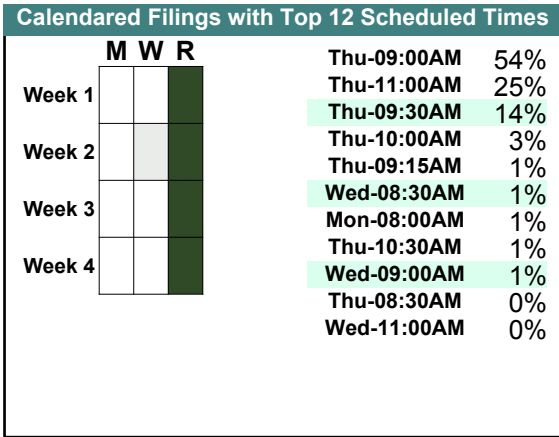
CASELOAD STATISTICS OF THE GENERAL DISTRICT COURTS

January 2017

Floyd

District: 27

		<u>Filings</u>	<u>Hearings</u>	<u>Transactions</u>	<u>Concluded</u>	<u>Cont</u>
<u>Criminal</u>						
Capias	CA	0	1	1	0	1
Felony	F	5	26	26	9	17
Misdemeanor	M	32	48	53	20	33
Show Cause	SC	1	2	2	0	2
Criminal Total		38	77	82	29	53
<u>Traffic</u>						
Capias	CA	1	1	1	0	1
Civil Violation	CV	0	2	2	2	-
Felony	F	1	1	1	0	1
Infraction	I	57	58	83	75	8
Misdemeanor	M	14	31	31	20	11
Traffic Total		73	93	118	97	21
<u>Civil</u>						
Admin License	AL	1	0	1	1	-
Bond Forfeiture	BF	1	1	1	0	1
Detinue	DT	1	1	1	1	-
Garnishment	GA	4	2	6	4	2
Interrogatory	IN	4	2	7	5	2
Other	OT	1	1	1	0	1
Protective Order	PO	6	0	6	6	-
Show Cause	SC	4	2	5	3	2
Unlawful Detainer	UD	4	4	4	3	1
Warrant in Debt	WD	23	24	31	20	11
Civil Total		49	37	63	43	20
Floyd Totals		160	207	263	169	94

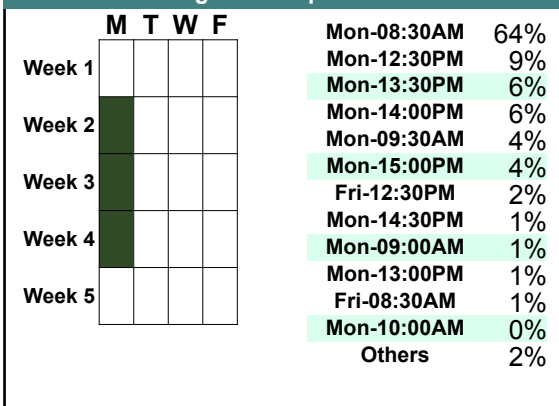


CASELOAD STATISTICS OF THE GENERAL DISTRICT COURTS

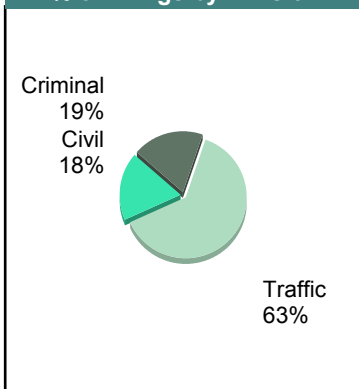
December 2017

		<u>Filings</u>	<u>Hearings</u>	<u>Transactions</u>	<u>Concluded</u>	<u>Cont</u>
<u>Criminal</u>						
Capias	CA	1	3	3	0	3
Civil Violation	CV	0	2	2	0	2
Felony	F	10	32	48	20	28
Misdemeanor	M	52	96	101	30	71
Show Cause	SC	5	15	15	8	7
Criminal Total		68	148	169	58	111
<u>Traffic</u>						
Capias	CA	1	1	1	1	-
Infraction	I	183	193	236	177	59
Misdemeanor	M	44	85	86	53	33
Show Cause	SC	0	1	1	0	1
Traffic Total		228	280	324	231	93
<u>Civil</u>						
Admin License	AL	2	0	2	2	-
Bond Forfeiture	BF	1	1	1	0	1
Detinue	DT	9	9	10	9	1
Garnishment	GA	13	0	13	13	-
Impoundment	IM	2	0	2	2	-
Protective Order	PO	2	1	2	1	1
Prelim Prot Order	PP	1	0	1	1	-
Unlawful Detainer	UD	5	7	8	5	3
Warrant in Debt	WD	30	41	53	30	23
Civil Total		65	59	92	63	29
Galax Totals		361	487	585	352	233

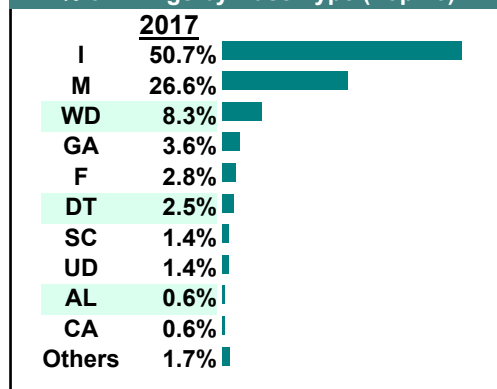
Calendared Filings with Top 12 Scheduled Times



% of Filings by Division



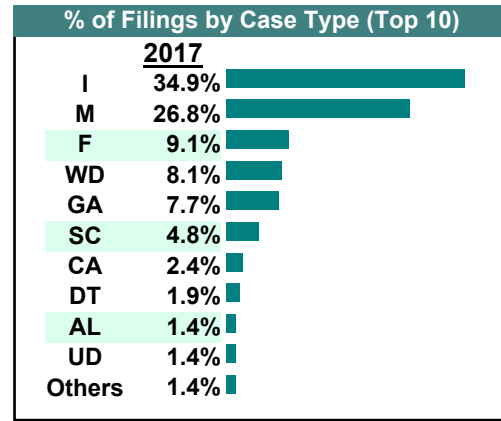
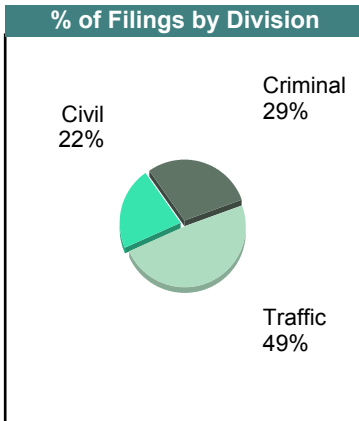
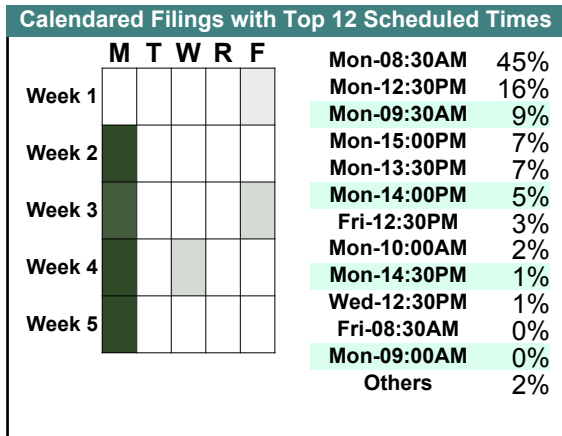
% of Filings by Case Type (Top 10)



CASELOAD STATISTICS OF THE GENERAL DISTRICT COURTS

November 2017

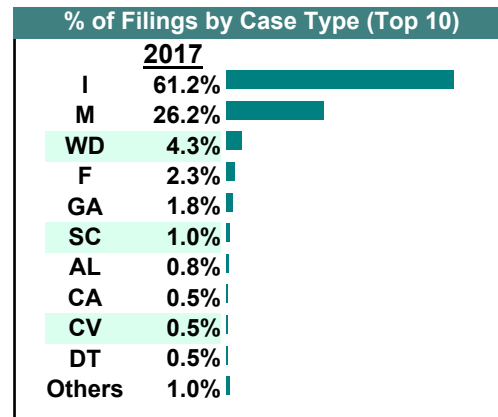
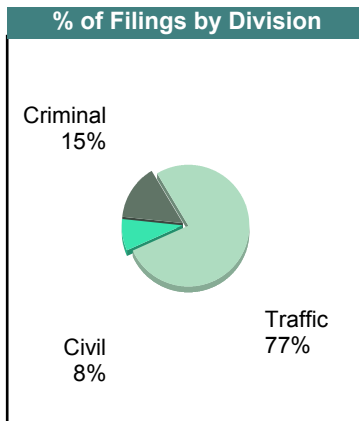
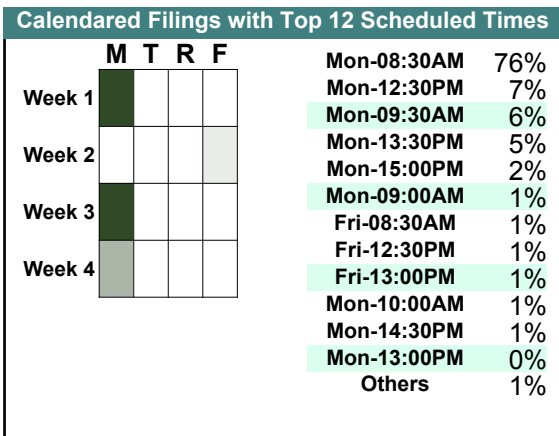
		<u>Filings</u>	<u>Hearings</u>	<u>Transactions</u>	<u>Concluded</u>	<u>Cont</u>
<u>Criminal</u>						
Capias	CA	4	12	12	3	9
Civil Violation	CV	1	6	6	3	3
Felony	F	19	37	44	11	33
Misdemeanor	M	29	85	85	28	57
Show Cause	SC	8	20	20	10	10
Criminal Total		61	160	167	55	112
<u>Traffic</u>						
Capias	CA	1	3	3	3	-
Infraction	I	73	109	118	74	44
Misdemeanor	M	27	71	71	35	36
Show Cause	SC	1	1	1	0	1
Traffic Total		102	184	193	112	81
<u>Civil</u>						
Admin License	AL	3	0	3	3	-
Bond Forfeiture	BF	0	2	2	0	2
Detinue	DT	4	5	7	6	1
Garnishment	GA	16	1	16	15	1
Impoundment	IM	2	0	2	2	-
Show Cause	SC	1	0	1	1	-
Unlawful Detainer	UD	3	3	5	4	1
Warrant in Debt	WD	17	25	30	11	19
Civil Total		46	36	66	42	24
Galax Totals		209	380	426	209	217



CASELOAD STATISTICS OF THE GENERAL DISTRICT COURTS

October 2017

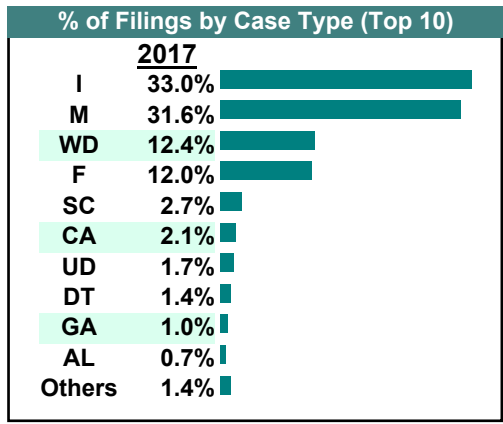
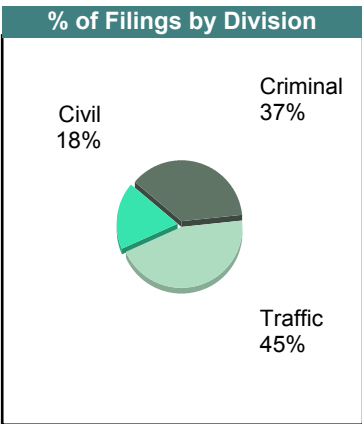
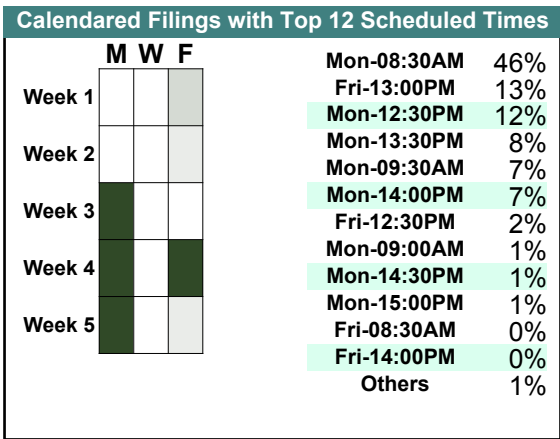
		<u>Filings</u>	<u>Hearings</u>	<u>Transactions</u>	<u>Concluded</u>	<u>Cont</u>
<u>Criminal</u>						
Capias	CA	1	13	13	6	7
Civil Violation	CV	2	3	3	1	2
Felony	F	9	65	95	67	28
Misdemeanor	M	42	119	125	70	55
Show Cause	SC	4	14	14	10	4
Criminal Total		58	214	250	154	96
<u>Traffic</u>						
Capias	CA	1	1	1	0	1
Infraction	I	243	218	290	229	61
Misdemeanor	M	62	97	97	59	38
Show Cause	SC	0	1	1	0	1
Traffic Total		306	317	389	288	101
<u>Civil</u>						
Admin License	AL	3	0	3	3	-
Bond Forfeiture	BF	1	1	1	0	1
Detinue	DT	2	2	2	0	2
Garnishment	GA	7	0	7	7	-
Prelim Prot Order	PP	1	0	1	1	-
Unlawful Detainer	UD	2	3	3	1	2
Warrant in Debt	WD	17	28	34	21	13
Civil Total		33	34	51	33	18
Galax Totals		397	565	690	475	215



CASELOAD STATISTICS OF THE GENERAL DISTRICT COURTS

September 2017

		<u>Filings</u>	<u>Hearings</u>	<u>Transactions</u>	<u>Concluded</u>	<u>Cont</u>
<u>Criminal</u>						
Capias	CA	4	13	13	3	10
Civil Violation	CV	2	6	6	2	4
Felony	F	35	51	52	9	43
Misdemeanor	M	59	106	110	40	70
Show Cause	SC	8	18	18	8	10
Criminal Total		108	194	199	62	137
<u>Traffic</u>						
Capias	CA	2	4	4	3	1
Infraction	I	96	165	177	133	44
Misdemeanor	M	33	69	69	36	33
Traffic Total		131	238	250	172	78
<u>Civil</u>						
Admin License	AL	2	0	2	2	-
Bond Forfeiture	BF	1	0	1	1	-
Detinue	DT	4	3	4	2	2
Garnishment	GA	3	0	3	3	-
Prelim Prot Order	PP	1	0	1	1	-
Unlawful Detainer	UD	5	4	5	4	1
Warrant in Debt	WD	36	38	42	25	17
Civil Total		52	45	58	38	20
Galax Totals		291	477	507	272	235

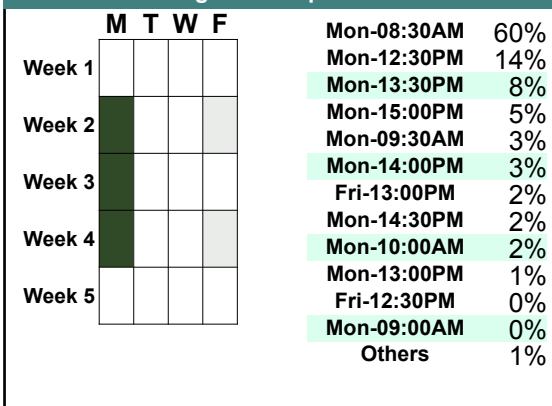


CASELOAD STATISTICS OF THE GENERAL DISTRICT COURTS

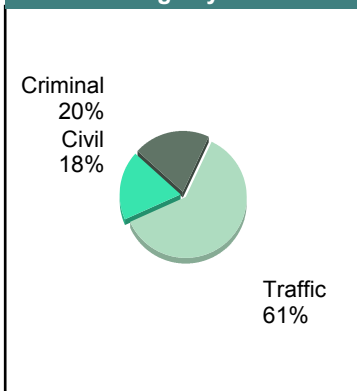
August 2017

		<u>Filings</u>	<u>Hearings</u>	<u>Transactions</u>	<u>Concluded</u>	<u>Cont</u>
<u>Criminal</u>						
Capias	CA	4	13	13	4	9
Civil Violation	CV	1	4	4	0	4
Felony	F	21	58	76	26	50
Misdemeanor	M	41	125	127	59	68
Show Cause	SC	3	11	11	1	9
Criminal Total		70	211	231	90	140
<u>Traffic</u>						
Capias	CA	0	1	1	0	1
Infraction	I	161	191	233	165	68
Misdemeanor	M	50	79	79	35	44
Show Cause	SC	0	1	1	0	1
Traffic Total		211	272	314	200	114
<u>Civil</u>						
Admin License	AL	2	0	2	2	-
Detinue	DT	11	9	11	11	-
Garnishment	GA	17	0	18	18	-
Impoundment	IM	1	0	1	1	-
Show Cause	SC	0	0	2	2	-
Unlawful Detainer	UD	8	7	9	9	-
Warrant in Debt	WD	24	30	42	26	16
Civil Total		63	46	85	69	16
Galax Totals		344	529	630	359	270

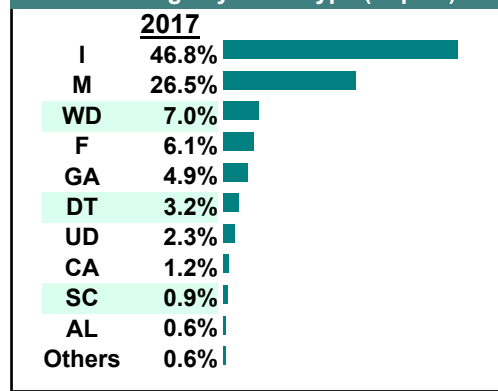
Calendared Filings with Top 12 Scheduled Times



% of Filings by Division



% of Filings by Case Type (Top 10)



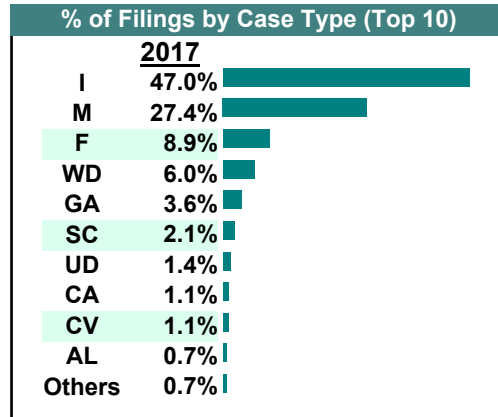
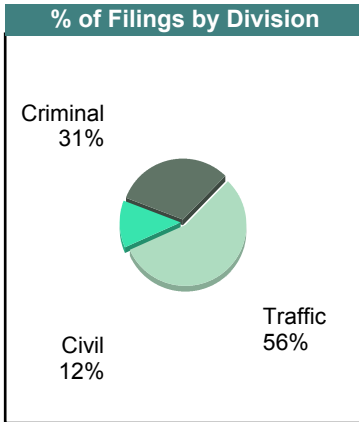
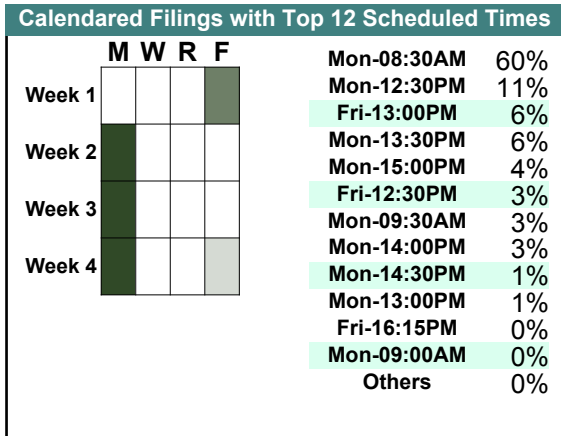
CASELOAD STATISTICS OF THE GENERAL DISTRICT COURTS

July 2017

Galax

District: 27

		<u>Filings</u>	<u>Hearings</u>	<u>Transactions</u>	<u>Concluded</u>	<u>Cont</u>
<u>Criminal</u>						
Capias	CA	3	10	10	2	8
Civil Violation	CV	3	4	4	2	2
Felony	F	25	85	94	25	69
Misdemeanor	M	51	132	136	62	74
Show Cause	SC	6	16	16	6	10
Criminal Total		88	247	260	97	163
<u>Traffic</u>						
Capias	CA	0	2	2	1	1
Infraction	I	132	149	172	111	61
Misdemeanor	M	26	51	51	30	21
Show Cause	SC	0	1	1	1	-
Traffic Total		158	203	226	143	83
<u>Civil</u>						
Admin License	AL	2	0	2	2	-
Detinue	DT	2	2	2	2	-
Garnishment	GA	10	0	10	10	-
Unlawful Detainer	UD	4	6	7	7	-
Warrant in Debt	WD	17	16	23	16	7
Civil Total		35	24	44	37	7
Galax Totals		281	474	530	277	253

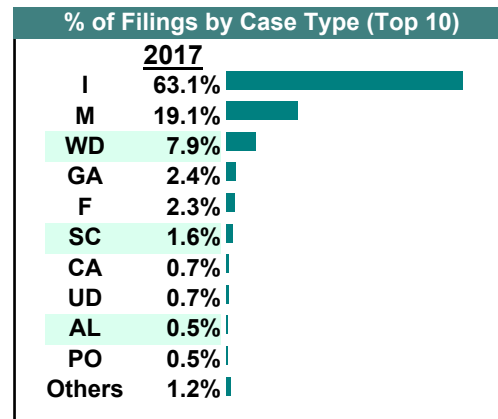
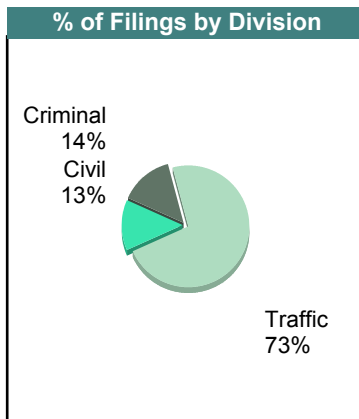
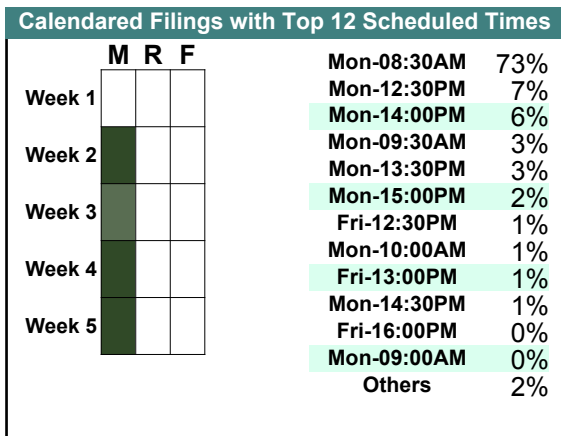


CASELOAD STATISTICS OF THE GENERAL DISTRICT COURTS

June 2017

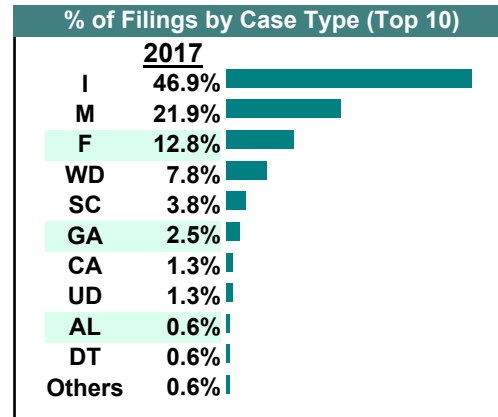
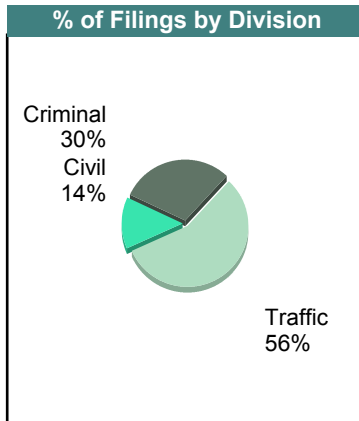
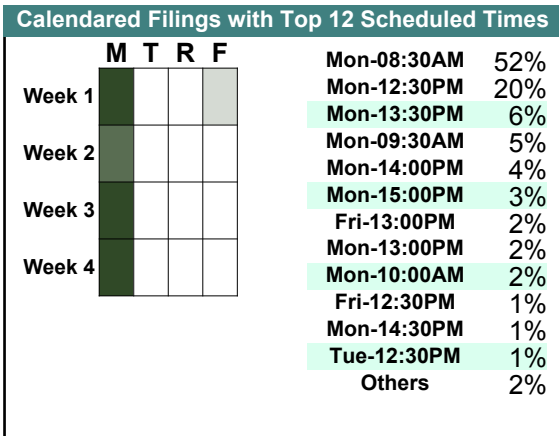
Galax
District: 27

		<u>Filings</u>	<u>Hearings</u>	<u>Transactions</u>	<u>Concluded</u>	<u>Cont</u>
<u>Criminal</u>						
Capias	CA	2	8	8	1	7
Felony	F	13	42	52	25	27
Misdemeanor	M	58	109	111	45	66
Show Cause	SC	7	23	23	7	16
Criminal Total		80	182	194	78	116
<u>Traffic</u>						
Capias	CA	2	6	6	1	5
Infraction	I	361	327	403	326	77
Misdemeanor	M	51	87	87	58	29
Show Cause	SC	1	2	2	0	2
Traffic Total		415	422	498	385	113
<u>Civil</u>						
Abstract	AJ	1	0	1	1	-
Admin License	AL	3	0	3	3	-
Detinue	DT	1	1	2	2	-
Garnishment	GA	14	0	16	16	-
Impoundment	IM	2	0	2	2	-
Protective Order	PO	3	1	4	3	1
Prelim Prot Order	PP	3	1	4	3	1
Show Cause	SC	1	2	2	0	2
Unlawful Detainer	UD	4	5	6	3	3
Warrant in Debt	WD	45	36	58	44	14
Civil Total		77	46	98	77	21
Galax Totals		572	650	790	540	250



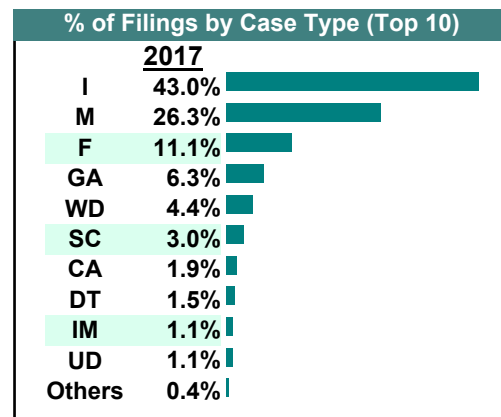
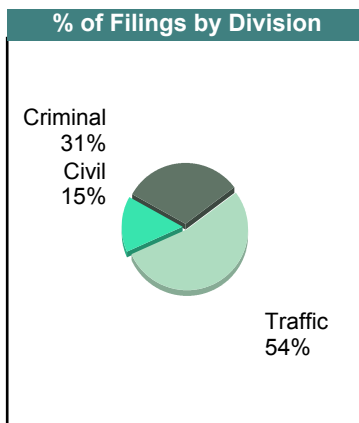
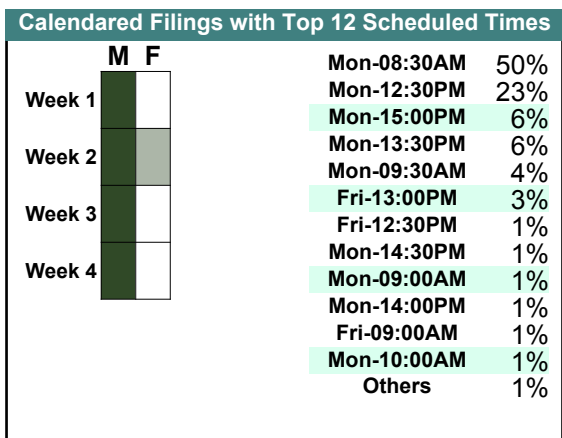
May 2017

		Filings	Hearings	Transactions	Concluded	Cont
<u>Criminal</u>						
Capias	CA	4	17	17	8	9
Civil Violation	CV	0	2	2	0	2
Felony	F	41	110	126	40	86
Misdemeanor	M	40	120	121	52	69
Show Cause	SC	11	27	27	9	18
Criminal Total		96	276	293	109	184
<u>Traffic</u>						
Capias	CA	0	1	1	0	1
Infraction	I	150	191	224	172	52
Misdemeanor	M	30	75	75	36	39
Traffic Total		180	267	300	208	92
<u>Civil</u>						
Abstract	AJ	1	0	1	1	-
Admin License	AL	2	1	2	1	-
Bond Forfeiture	BF	0	0	1	1	-
Detinue	DT	2	1	2	2	-
Garnishment	GA	8	3	9	6	3
Protective Order	PO	1	0	1	1	-
Show Cause	SC	1	1	1	0	1
Unlawful Detainer	UD	4	3	4	2	2
Warrant in Debt	WD	25	26	33	19	14
Civil Total		44	35	54	33	20
Galax Totals		320	578	647	350	296



April 2017

		<u>Filings</u>	<u>Hearings</u>	<u>Transactions</u>	<u>Concluded</u>	<u>Cont</u>
<u>Criminal</u>						
Capias	CA	3	12	12	3	9
Civil Violation	CV	0	2	2	0	2
Felony	F	30	63	78	20	58
Misdemeanor	M	45	104	104	26	78
Show Cause	SC	7	14	14	3	11
Criminal Total		85	195	210	52	158
<u>Traffic</u>						
Capias	CA	2	4	4	2	2
Infraction	I	116	111	143	89	54
Misdemeanor	M	26	52	52	21	31
Show Cause	SC	1	4	4	2	2
Traffic Total		145	171	203	114	89
<u>Civil</u>						
Bond Forfeiture	BF	0	1	1	0	1
Detinue	DT	4	3	7	6	1
Garnishment	GA	17	1	17	16	1
Impoundment	IM	3	1	3	2	-
Prelim Prot Order	PP	1	0	2	2	-
Unlawful Detainer	UD	3	4	4	4	-
Warrant in Debt	WD	12	19	23	14	9
Civil Total		40	29	57	44	12
Galax Totals		270	395	470	210	259

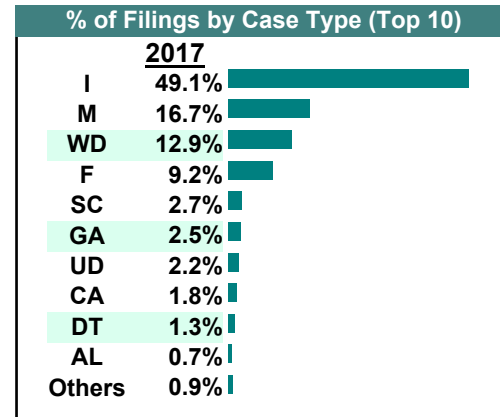
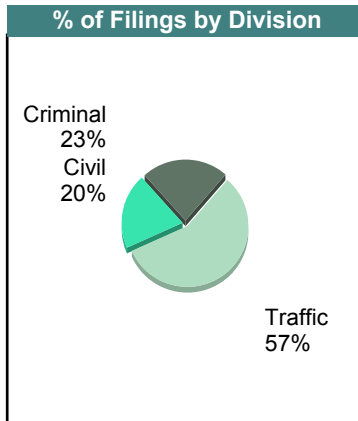
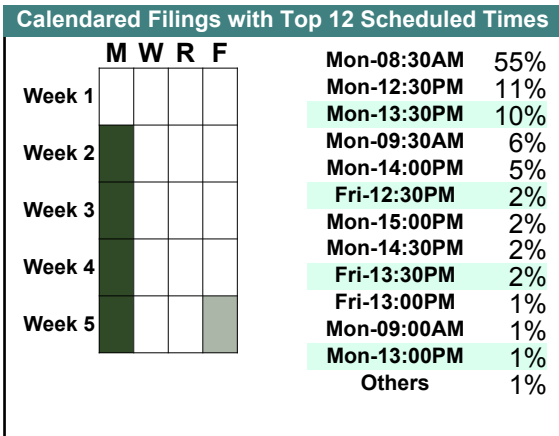


CASELOAD STATISTICS OF THE GENERAL DISTRICT COURTS

March 2017

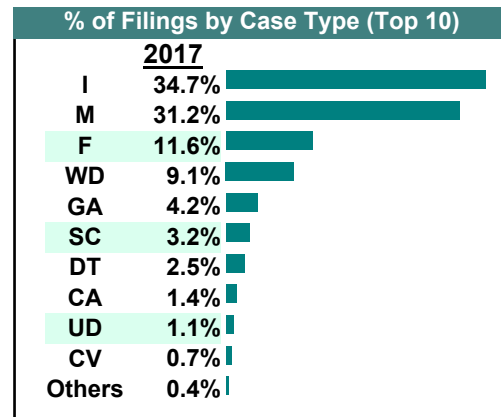
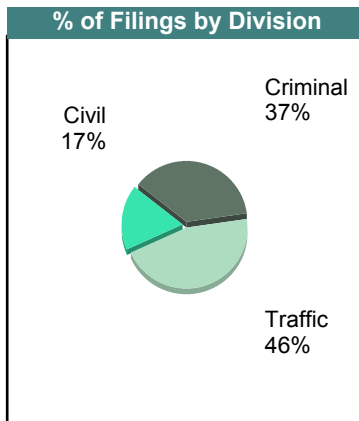
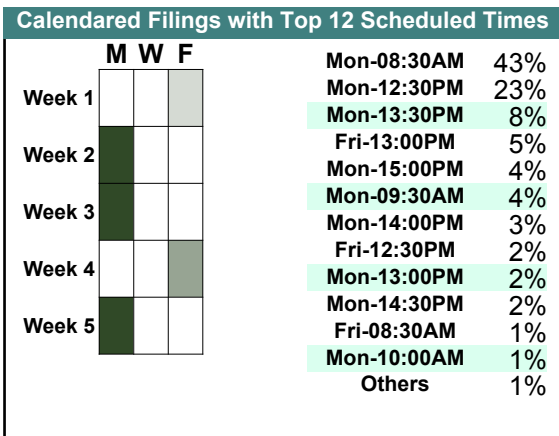
Galax
District: 27

		<u>Filings</u>	<u>Hearings</u>	<u>Transactions</u>	<u>Concluded</u>	<u>Cont</u>
<u>Criminal</u>						
Capias	CA	6	13	13	5	8
Civil Violation	CV	1	2	2	1	1
Felony	F	41	78	93	23	70
Misdemeanor	M	43	108	110	50	60
Restricted O/L	RL	1	1	1	1	-
Show Cause	SC	11	25	25	11	14
Criminal Total		103	227	244	91	153
<u>Traffic</u>						
Capias	CA	2	5	5	1	4
Felony	F	0	1	2	1	1
Infraction	I	220	220	267	197	70
Misdemeanor	M	32	78	78	40	38
Show Cause	SC	1	2	2	0	2
Traffic Total		255	306	354	239	115
<u>Civil</u>						
Admin License	AL	3	0	3	3	-
Bond Forfeiture	BF	2	2	2	0	2
Detinue	DT	6	4	6	6	-
Garnishment	GA	11	0	11	11	-
Unlawful Detainer	UD	10	9	12	10	2
Warrant in Debt	WD	58	54	75	58	17
Civil Total		90	69	109	88	21
Galax Totals		448	602	707	418	289



February 2017

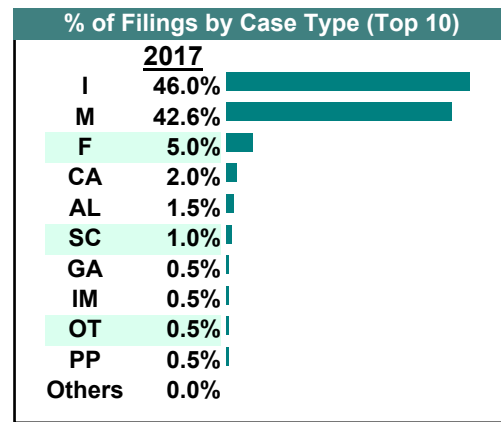
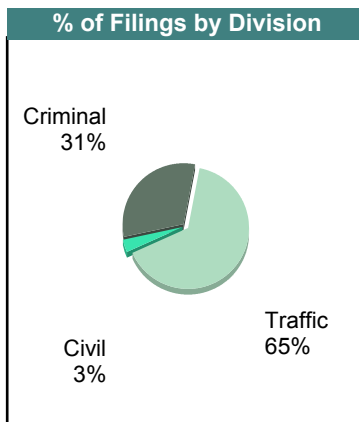
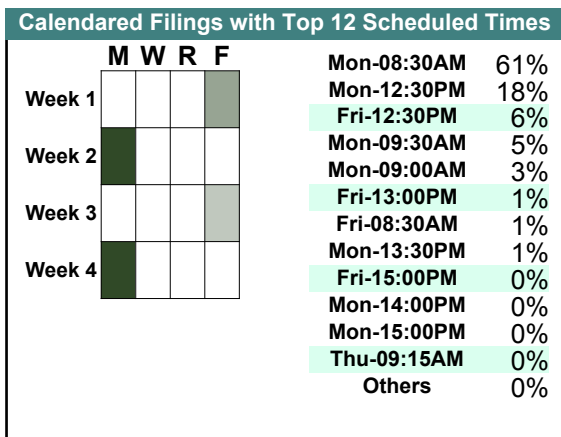
		<u>Filings</u>	<u>Hearings</u>	<u>Transactions</u>	<u>Concluded</u>	<u>Cont</u>
<u>Criminal</u>						
Capias	CA	3	6	6	0	6
Civil Violation	CV	2	2	2	0	2
Felony	F	32	55	66	20	46
Misdemeanor	M	60	117	119	37	82
Show Cause	SC	9	21	21	12	9
Criminal Total		106	201	214	69	145
<u>Traffic</u>						
Capias	CA	1	1	1	0	1
Felony	F	1	1	2	1	1
Infraction	I	99	103	133	96	37
Misdemeanor	M	29	46	46	13	33
Show Cause	SC	0	3	3	1	2
Traffic Total		130	154	185	111	74
<u>Civil</u>						
Admin License	AL	1	0	1	1	-
Detinue	DT	7	5	7	4	3
Garnishment	GA	12	0	12	12	-
Prelim Prot Order	PP	0	1	1	0	1
Unlawful Detainer	UD	3	2	4	3	1
Warrant in Debt	WD	26	29	44	34	10
Civil Total		49	37	69	54	15
Galax Totals		285	392	468	234	234



CASELOAD STATISTICS OF THE GENERAL DISTRICT COURTS

January 2017

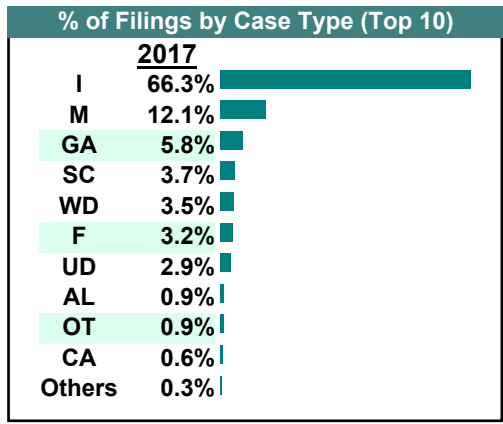
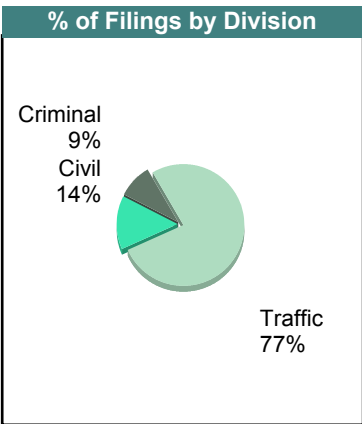
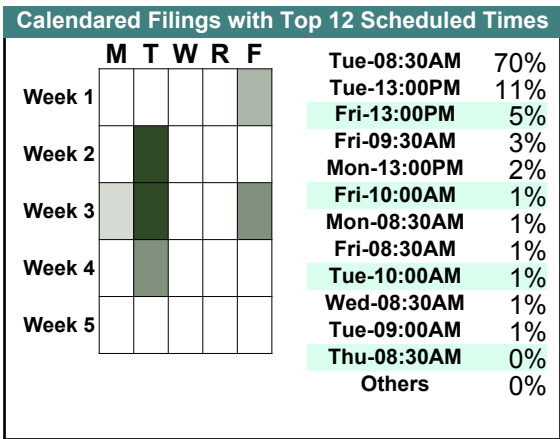
		<u>Filings</u>	<u>Hearings</u>	<u>Transactions</u>	<u>Concluded</u>	<u>Cont</u>
<u>Criminal</u>						
Capias	CA	3	5	5	4	1
Civil Violation	CV	0	1	1	0	1
Felony	F	10	21	30	12	18
Misdemeanor	M	49	92	95	26	69
Show Cause	SC	1	12	12	6	6
Criminal Total		63	131	143	48	95
<u>Traffic</u>						
Capias	CA	1	5	5	2	3
Felony	F	0	1	1	0	1
Infraction	I	93	100	123	85	38
Misdemeanor	M	37	80	80	30	50
Show Cause	SC	1	1	1	0	1
Traffic Total		132	187	210	117	93
<u>Civil</u>						
Admin License	AL	3	0	3	3	-
Garnishment	GA	1	0	1	1	-
Impoundment	IM	1	0	1	1	-
Other	OT	1	0	1	1	-
Prelim Prot Order	PP	1	1	1	0	1
Civil Total		7	1	7	6	1
Galax Totals		202	319	360	171	189



CASELOAD STATISTICS OF THE GENERAL DISTRICT COURTS

December 2017

		<u>Filings</u>	<u>Hearings</u>	<u>Transactions</u>	<u>Concluded</u>	<u>Cont</u>
<u>Criminal</u>						
Capias	CA	1	6	6	1	5
Felony	F	10	30	30	6	24
Misdemeanor	M	16	50	50	18	32
Show Cause	SC	5	7	7	1	6
Criminal Total		32	93	93	26	67
<u>Traffic</u>						
Capias	CA	1	5	5	1	4
Felony	F	1	1	1	0	1
Infraction	I	230	206	335	269	66
Misdemeanor	M	26	59	59	20	39
Show Cause	SC	8	11	11	2	9
Traffic Total		266	282	411	292	119
<u>Civil</u>						
Admin License	AL	3	0	3	3	-
Garnishment	GA	20	4	24	20	4
Impoundment	IM	1	0	1	1	-
Other	OT	3	0	3	3	-
Unlawful Detainer	UD	10	8	14	8	6
Warrant in Debt	WD	12	20	31	23	8
Civil Total		49	32	76	58	18
Giles Totals		347	407	580	376	204



CASELOAD STATISTICS OF THE GENERAL DISTRICT COURTS

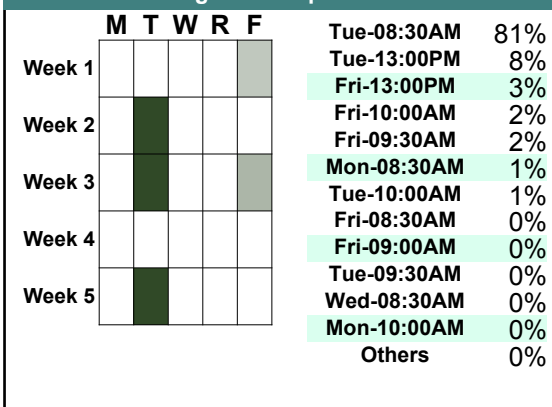
November 2017

Giles

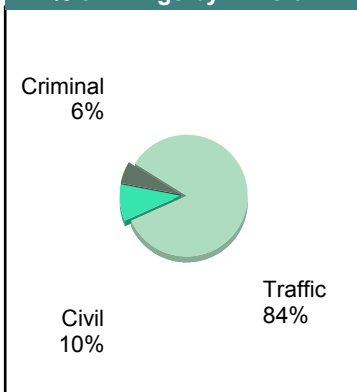
District: 27

		<u>Filings</u>	<u>Hearings</u>	<u>Transactions</u>	<u>Concluded</u>	<u>Cont</u>
<u>Criminal</u>						
Capias	CA	2	6	6	2	4
Felony	F	2	28	28	8	20
Misdemeanor	M	36	63	67	30	37
Other	O	0	1	1	1	-
Show Cause	SC	1	4	4	3	1
Criminal Total		41	102	106	44	62
<u>Traffic</u>						
Capias	CA	2	6	6	4	2
Civil Violation	CV	0	1	1	1	-
Felony	F	0	1	1	1	-
Infraction	I	542	439	673	533	140
Misdemeanor	M	48	108	109	69	40
Show Cause	SC	0	8	8	2	6
Traffic Total		592	563	798	610	188
<u>Civil</u>						
Admin License	AL	6	0	6	6	-
Garnishment	GA	24	1	24	23	1
Impoundment	IM	1	0	1	1	-
Interrogatory	IN	1	1	1	0	1
Other	OT	1	0	1	1	-
Protective Order	PO	1	0	3	3	-
Prelim Prot Order	PP	1	0	2	2	-
Unlawful Detainer	UD	14	13	19	13	6
Warrant in Debt	WD	19	20	27	20	7
Civil Total		68	35	84	69	15
Giles Totals		701	700	988	723	265

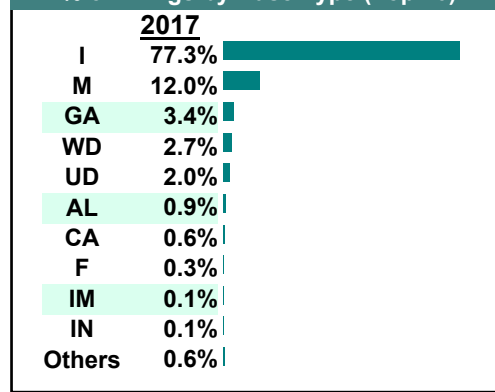
Calendared Filings with Top 12 Scheduled Times



% of Filings by Division



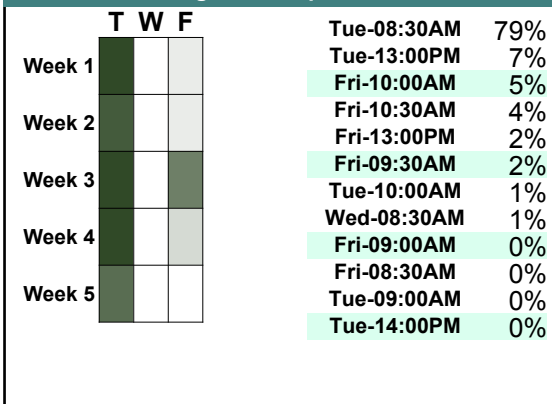
% of Filings by Case Type (Top 10)



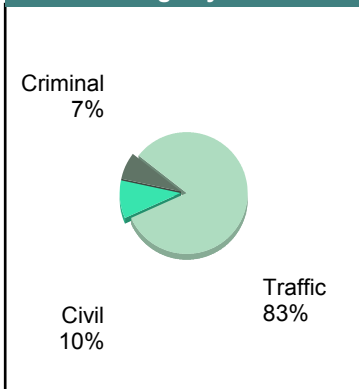
October 2017

		Filings	Hearings	Transactions	Concluded	Cont
<u>Criminal</u>						
Capias	CA	1	1	1	0	1
Felony	F	8	27	27	11	16
Misdemeanor	M	58	103	115	62	53
Show Cause	SC	2	4	4	2	2
Criminal Total		69	135	147	75	72
<u>Traffic</u>						
Capias	CA	1	6	6	3	3
Civil Violation	CV	1	1	1	0	1
Felony	F	0	1	1	1	-
Infraction	I	702	570	852	699	153
Misdemeanor	M	87	156	156	89	67
Show Cause	SC	11	16	16	4	12
Traffic Total		802	750	1,032	796	236
<u>Civil</u>						
Abstract	AJ	1	0	1	1	-
Admin License	AL	1	0	1	1	-
Garnishment	GA	23	0	26	26	-
Protective Order	PO	4	0	4	4	-
Unlawful Detainer	UD	18	18	27	20	7
Warrant in Debt	WD	50	49	67	62	5
Civil Total		97	67	126	114	12
Giles Totals		968	952	1,305	985	320

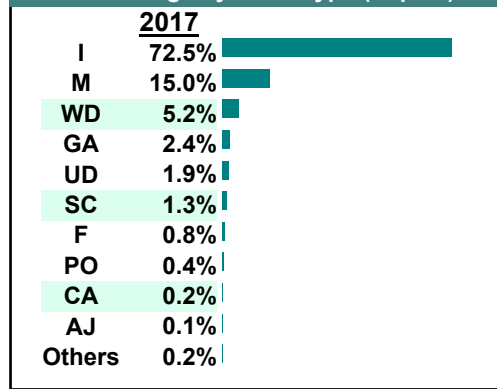
Calendared Filings with Top 12 Scheduled Times



% of Filings by Division



% of Filings by Case Type (Top 10)



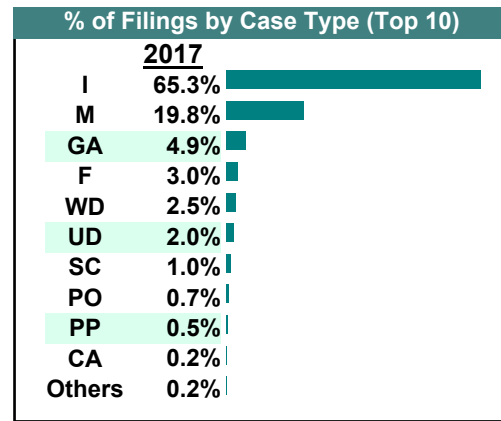
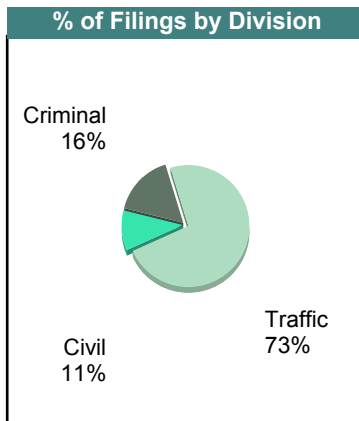
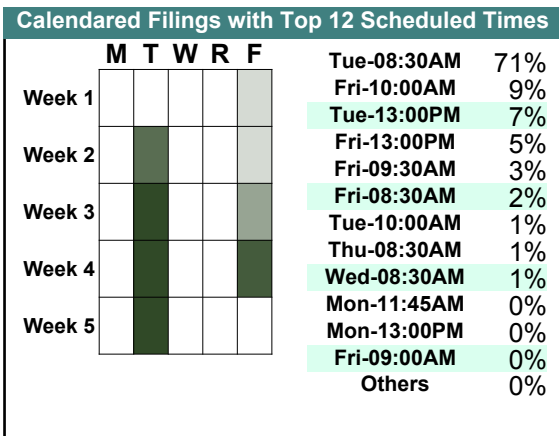
CASELOAD STATISTICS OF THE GENERAL DISTRICT COURTS

September 2017

Giles

District: 27

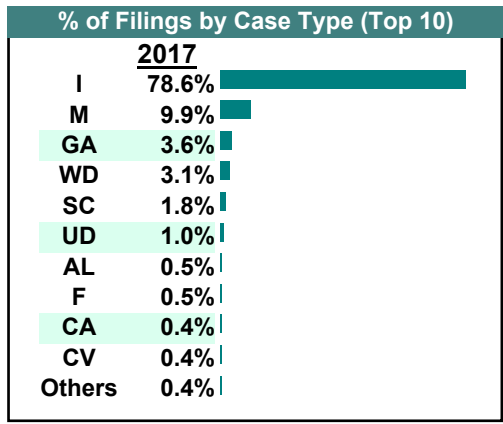
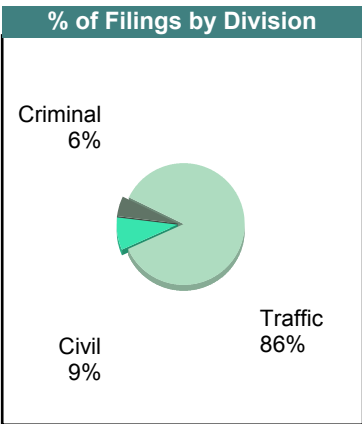
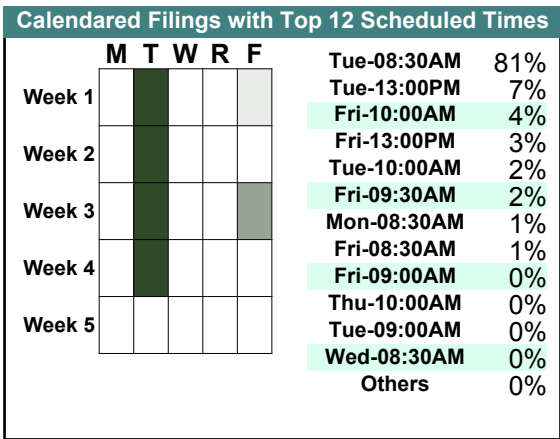
		<u>Filings</u>	<u>Hearings</u>	<u>Transactions</u>	<u>Concluded</u>	<u>Cont</u>
<u>Criminal</u>						
Capias	CA	1	1	1	0	1
Felony	F	17	38	38	10	28
Misdemeanor	M	79	130	145	83	62
Show Cause	SC	1	8	8	4	4
Criminal Total		98	177	192	97	95
<u>Traffic</u>						
Capias	CA	0	4	4	0	4
Civil Violation	CV	1	1	1	1	-
Felony	F	1	2	2	0	2
Infraction	I	389	368	554	446	108
Misdemeanor	M	39	107	107	53	54
Show Cause	SC	5	12	12	8	4
Traffic Total		435	494	680	508	172
<u>Civil</u>						
Garnishment	GA	29	3	30	27	3
Protective Order	PO	4	0	4	4	-
Prelim Prot Order	PP	3	0	3	3	-
Petition-Restore Arms	PR	0	0	1	1	-
Unlawful Detainer	UD	12	10	14	6	8
Warrant in Debt	WD	15	26	42	28	14
Civil Total		63	39	94	69	25
Giles Totals		596	710	966	674	292



CASELOAD STATISTICS OF THE GENERAL DISTRICT COURTS

August 2017

		Filings	Hearings	Transactions	Concluded	Cont
<u>Criminal</u>						
Felony	F	4	31	31	19	12
Misdemeanor	M	36	89	93	39	54
Show Cause	SC	6	9	9	5	4
Criminal Total		46	129	133	63	70
<u>Traffic</u>						
Capias	CA	3	10	10	3	7
Civil Violation	CV	3	4	4	4	-
Felony	F	0	1	1	1	-
Infraction	I	656	479	819	672	147
Misdemeanor	M	47	119	119	56	63
Show Cause	SC	9	13	13	8	5
Traffic Total		718	626	966	744	222
<u>Civil</u>						
Admin License	AL	4	0	4	4	-
Garnishment	GA	30	2	30	28	2
Other	OT	1	0	1	1	-
Prelim Prot Order	PP	2	0	2	2	-
Unlawful Detainer	UD	8	6	10	8	2
Warrant in Debt	WD	26	43	59	43	16
Civil Total		71	51	106	86	20
Giles Totals		835	806	1,205	893	312



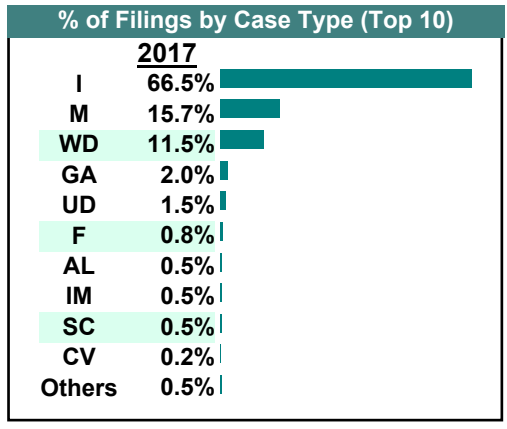
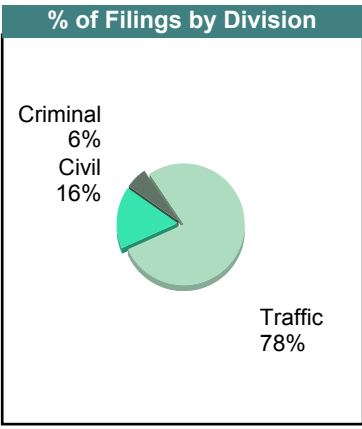
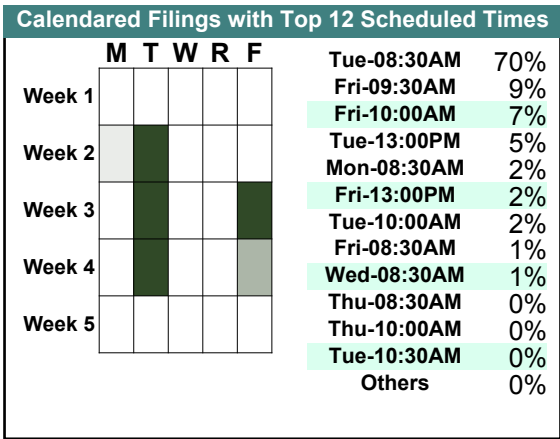
CASELOAD STATISTICS OF THE GENERAL DISTRICT COURTS

July 2017

Giles

District: 27

		<u>Filings</u>	<u>Hearings</u>	<u>Transactions</u>	<u>Concluded</u>	<u>Cont</u>
<u>Criminal</u>						
Capias	CA	0	2	2	2	-
Felony	F	4	28	28	16	12
Misdemeanor	M	33	81	83	37	46
Show Cause	SC	1	5	5	1	4
Criminal Total		38	116	118	56	62
<u>Traffic</u>						
Capias	CA	0	1	1	1	-
Civil Violation	CV	1	1	1	0	1
Felony	F	1	4	4	2	2
Infraction	I	432	404	590	431	159
Misdemeanor	M	69	120	120	43	77
Show Cause	SC	2	10	10	1	9
Traffic Total		505	540	726	478	248
<u>Civil</u>						
Admin License	AL	3	0	3	3	-
Garnishment	GA	13	4	19	15	4
Impoundment	IM	3	0	3	3	-
Interrogatory	IN	0	1	3	2	1
Other	OT	1	0	1	1	-
Protective Order	PO	1	0	1	1	-
Prelim Prot Order	PP	0	0	1	1	-
Petition-Restore Arms	PR	1	1	1	0	1
Unlawful Detainer	UD	10	11	13	8	5
Warrant in Debt	WD	75	59	82	65	17
Civil Total		107	76	127	99	28
Giles Totals		650	732	971	633	338

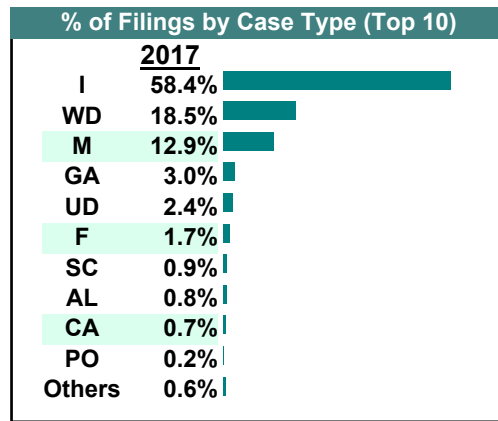
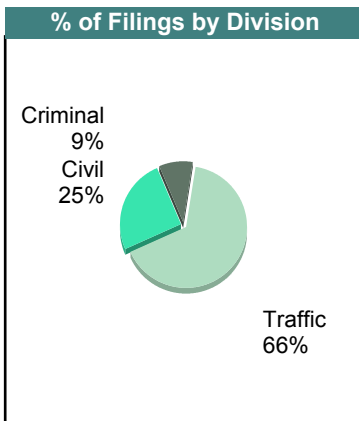
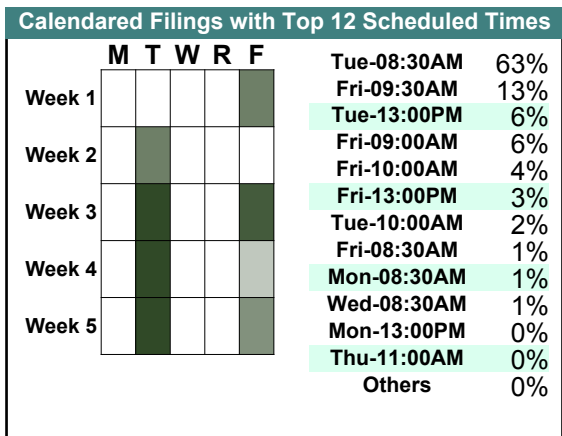


CASELOAD STATISTICS OF THE GENERAL DISTRICT COURTS

June 2017

Giles
District: 27

		<u>Filings</u>	<u>Hearings</u>	<u>Transactions</u>	<u>Concluded</u>	<u>Cont</u>
<u>Criminal</u>						
Capias	CA	4	4	4	3	1
Felony	F	14	54	54	23	31
Misdemeanor	M	58	119	125	67	58
Show Cause	SC	3	5	5	4	1
Criminal Total		79	182	188	97	91
<u>Traffic</u>						
Capias	CA	2	6	6	1	5
Civil Violation	CV	1	3	3	2	1
Felony	F	1	4	4	1	3
Infraction	I	520	418	644	483	161
Misdemeanor	M	57	108	108	44	64
Show Cause	SC	5	9	9	3	6
Traffic Total		586	548	774	534	240
<u>Civil</u>						
Admin License	AL	7	0	7	7	-
Garnishment	GA	27	2	29	27	2
Impoundment	IM	1	0	1	1	-
Protective Order	PO	2	0	2	2	-
Prelim Prot Order	PP	2	1	2	1	1
Petition-Restore Arms	PR	1	0	1	1	-
Unlawful Detainer	UD	21	18	24	17	7
Warrant in Debt	WD	165	75	172	152	20
Civil Total		226	96	238	208	30
Giles Totals		891	826	1,200	839	361



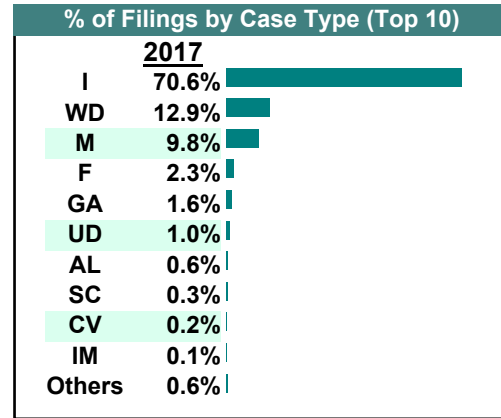
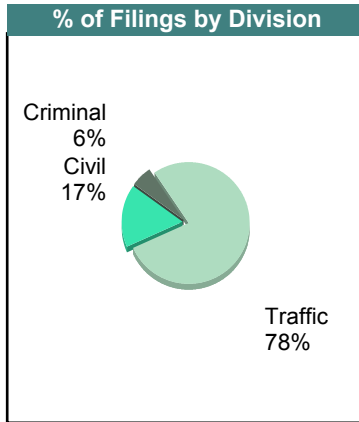
CASELOAD STATISTICS OF THE GENERAL DISTRICT COURTS

May 2017

		<u>Filings</u>	<u>Hearings</u>	<u>Transactions</u>	<u>Concluded</u>	<u>Cont</u>
<u>Criminal</u>						
Capias	CA	0	1	1	0	1
Felony	F	19	65	65	24	41
Misdemeanor	M	30	101	101	33	68
Show Cause	SC	1	5	5	1	4
Criminal Total		50	172	172	58	114
<u>Traffic</u>						
Capias	CA	0	1	1	1	-
Civil Violation	CV	2	5	5	3	2
Felony	F	2	3	3	0	3
Infraction	I	631	471	756	607	149
Misdemeanor	M	58	119	119	56	63
Restricted O/L	RL	1	1	1	1	-
Show Cause	SC	2	4	4	2	2
Traffic Total		696	604	889	670	219
<u>Civil</u>						
Admin License	AL	5	0	5	5	-
Detinue	DT	0	0	1	1	-
Garnishment	GA	14	1	17	16	1
Impoundment	IM	1	0	1	1	-
Interrogatory	IN	1	1	2	1	1
Other	OT	1	0	1	1	-
Protective Order	PO	1	2	3	1	2
Prelim Prot Order	PP	1	1	2	1	1
Unlawful Detainer	UD	9	6	15	10	5
Warrant in Debt	WD	115	90	133	101	32
Civil Total		148	101	180	138	42
Giles Totals		894	877	1,241	866	375

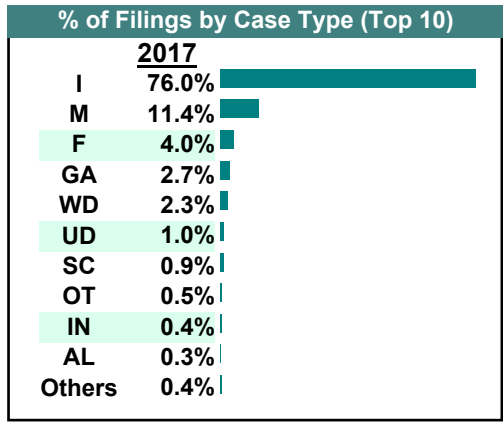
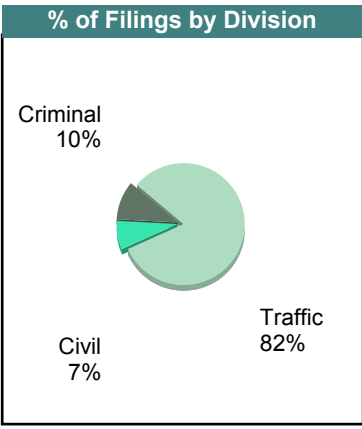
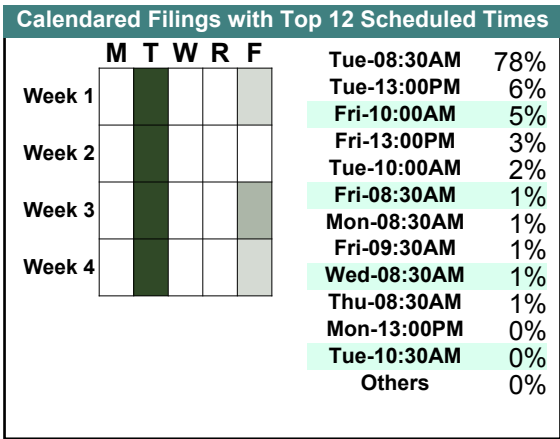
Calendared Filings with Top 12 Scheduled Times

	M	T	W	R	F		
Week 1						Tue-08:30AM	74%
						Fri-09:30AM	7%
Week 2						Tue-13:00PM	6%
						Fri-10:30AM	5%
Week 3						Mon-08:30AM	2%
						Fri-10:00AM	2%
Week 4						Fri-13:00PM	1%
						Tue-10:00AM	1%
Week 5						Fri-08:30AM	1%
						Mon-13:00PM	0%
						Thu-08:30AM	0%
						Wed-08:30AM	0%
						Others	0%



April 2017

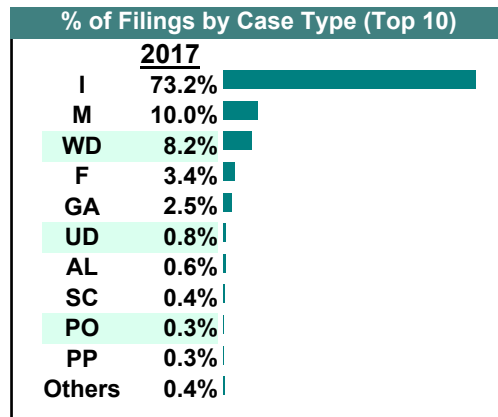
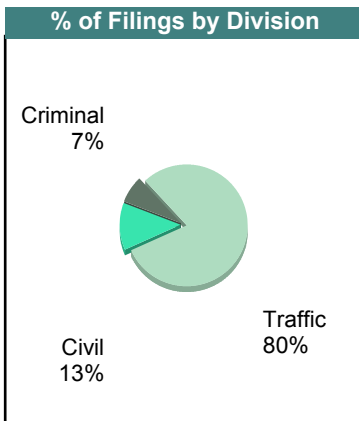
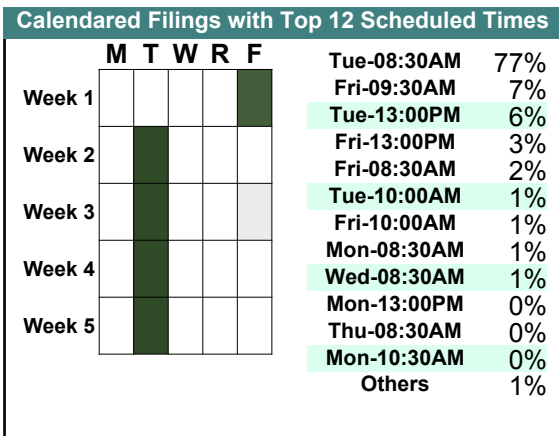
		<u>Filings</u>	<u>Hearings</u>	<u>Transactions</u>	<u>Concluded</u>	<u>Cont</u>
<u>Criminal</u>						
Capias	CA	0	1	1	0	1
Felony	F	31	52	52	6	46
Misdemeanor	M	46	67	73	31	42
Show Cause	SC	3	5	5	2	3
Criminal Total		80	125	131	39	92
<u>Traffic</u>						
Capias	CA	2	8	8	1	7
Civil Violation	CV	0	1	1	0	1
Infraction	I	585	465	712	535	177
Misdemeanor	M	42	100	100	41	59
Show Cause	SC	4	10	10	3	7
Traffic Total		633	584	831	580	251
<u>Civil</u>						
Abstract	AJ	1	0	1	1	-
Admin License	AL	2	0	2	2	-
Bond Forfeiture	BF	0	1	2	1	1
Detinue	DT	0	1	1	0	1
Garnishment	GA	21	4	22	18	4
Interrogatory	IN	3	2	3	1	2
Other	OT	4	0	4	4	-
Protective Order	PO	0	2	2	0	2
Prelim Prot Order	PP	0	1	1	0	1
Unlawful Detainer	UD	8	6	11	7	4
Warrant in Debt	WD	18	23	29	20	9
Civil Total		57	40	78	54	24
Giles Totals		770	749	1,040	673	367



CASELOAD STATISTICS OF THE GENERAL DISTRICT COURTS

March 2017

		<u>Filings</u>	<u>Hearings</u>	<u>Transactions</u>	<u>Concluded</u>	<u>Cont</u>
<u>Criminal</u>						
Felony	F	27	67	67	21	46
Misdemeanor	M	28	96	98	52	46
Show Cause	SC	2	5	5	2	3
Criminal Total		57	168	170	75	95
<u>Traffic</u>						
Capias	CA	1	4	4	1	3
Civil Violation	CV	1	1	1	0	1
Felony	F	0	1	1	1	-
Infraction	I	580	467	710	576	134
Misdemeanor	M	51	118	118	58	60
Restricted O/L	RL	1	1	1	1	-
Show Cause	SC	1	4	4	1	3
Traffic Total		635	596	839	638	201
<u>Civil</u>						
Admin License	AL	5	0	5	5	-
Garnishment	GA	20	3	26	23	3
Protective Order	PO	2	2	2	0	2
Prelim Prot Order	PP	2	2	3	1	2
Unlawful Detainer	UD	6	3	9	6	3
Warrant in Debt	WD	65	52	88	73	15
Civil Total		100	62	133	108	25
Giles Totals		792	826	1,142	821	321



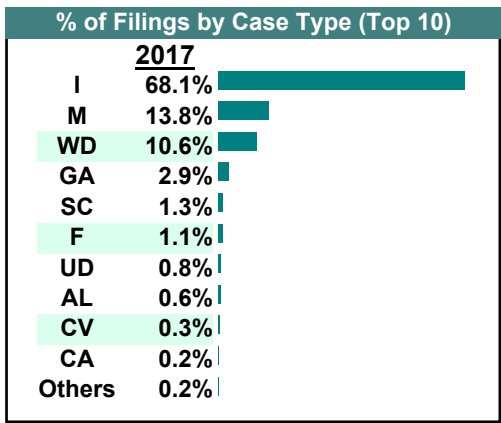
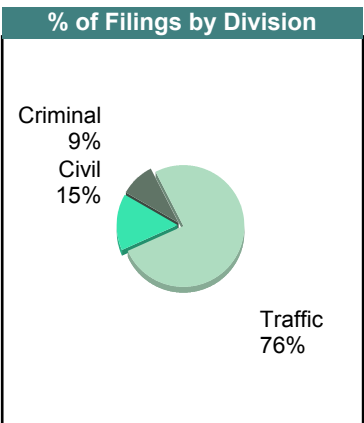
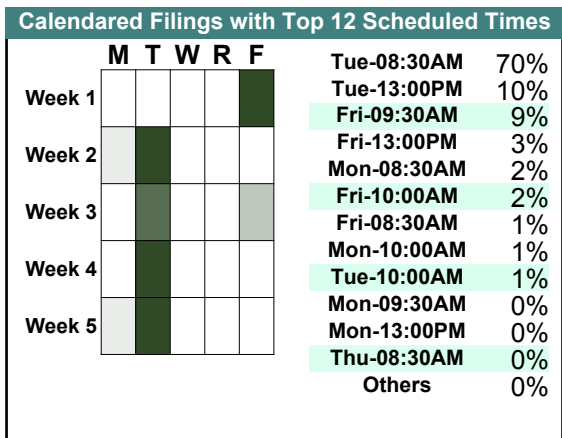
CASELOAD STATISTICS OF THE GENERAL DISTRICT COURTS

February 2017

Giles

District: 27

		<u>Filings</u>	<u>Hearings</u>	<u>Transactions</u>	<u>Concluded</u>	<u>Cont</u>
<u>Criminal</u>						
Capias	CA	1	3	3	3	-
Civil Violation	CV	2	3	3	3	-
Felony	F	6	34	34	7	27
Misdemeanor	M	44	111	112	48	64
Show Cause	SC	3	13	13	10	3
Criminal Total		56	164	165	71	94
<u>Traffic</u>						
Capias	CA	0	6	6	2	4
Civil Violation	CV	0	1	1	0	1
Felony	F	1	2	2	0	2
Infraction	I	423	394	583	438	145
Misdemeanor	M	42	111	111	49	62
Show Cause	SC	5	9	9	5	4
Traffic Total		471	523	712	494	218
<u>Civil</u>						
Admin License	AL	4	1	6	5	1
Bond Forfeiture	BF	0	1	1	0	1
Detinue	DT	0	1	1	0	1
Garnishment	GA	18	5	21	16	5
Impoundment	IM	1	0	1	1	-
Unlawful Detainer	UD	5	5	7	6	1
Warrant in Debt	WD	66	49	74	52	22
Civil Total		94	62	111	80	31
Giles Totals		621	749	988	645	343



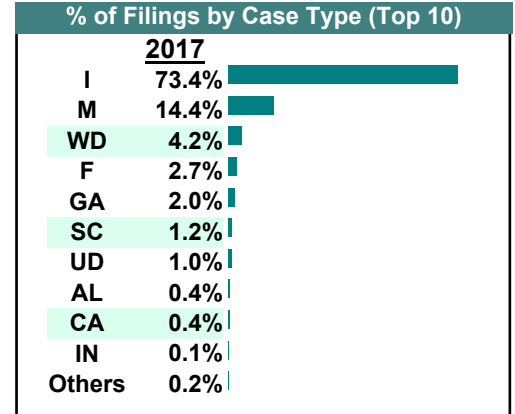
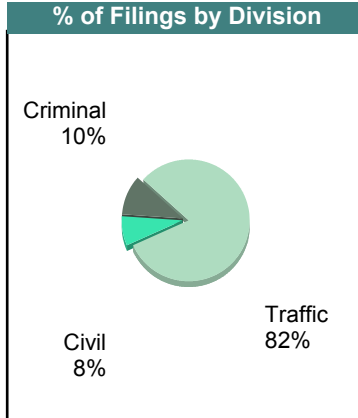
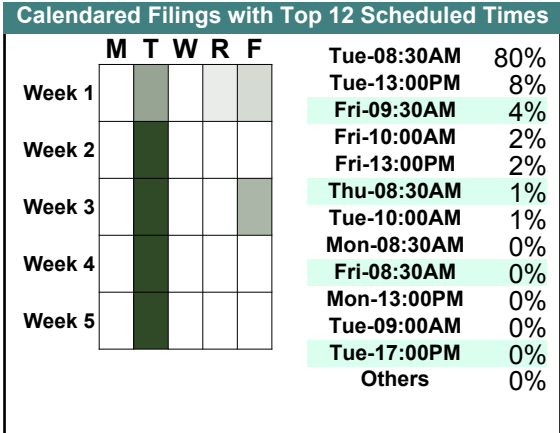
CASELOAD STATISTICS OF THE GENERAL DISTRICT COURTS

January 2017

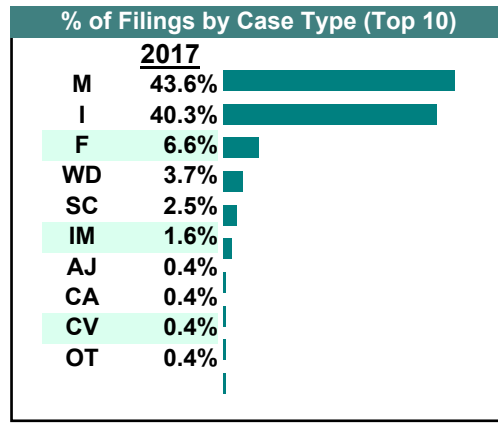
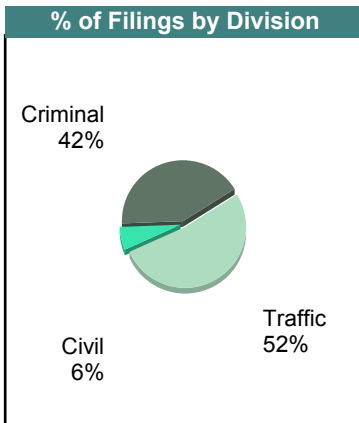
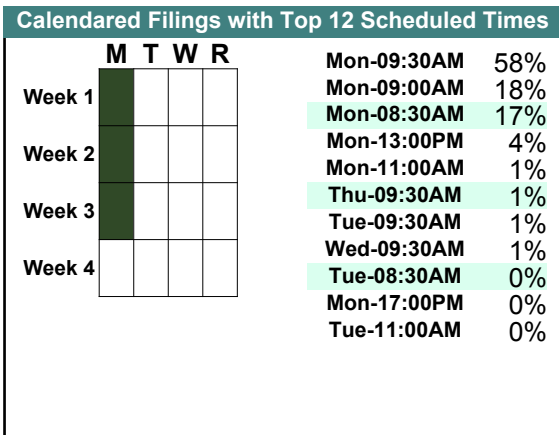
Giles

District: 27

		<u>Filings</u>	<u>Hearings</u>	<u>Transactions</u>	<u>Concluded</u>	<u>Cont</u>
<u>Criminal</u>						
Capias	CA	2	13	13	7	6
Felony	F	23	90	90	25	65
Misdemeanor	M	56	136	142	49	93
Show Cause	SC	6	15	15	6	9
Criminal Total		87	254	260	87	173
<u>Traffic</u>						
Capias	CA	1	6	6	1	5
Felony	F	0	1	1	1	-
Infraction	I	615	488	734	578	156
Misdemeanor	M	65	127	127	57	70
Show Cause	SC	4	8	8	5	3
Traffic Total		685	630	876	642	234
<u>Civil</u>						
Admin License	AL	3	0	3	3	-
Garnishment	GA	17	2	19	17	2
Interrogatory	IN	1	0	1	1	-
Protective Order	PO	1	0	3	3	-
Prelim Prot Order	PP	1	0	1	1	-
Unlawful Detainer	UD	8	7	9	6	3
Warrant in Debt	WD	35	41	51	33	18
Civil Total		66	50	87	64	23
Giles Totals		838	934	1,223	793	430



		<u>Filings</u>	<u>Hearings</u>	<u>Transactions</u>	<u>Concluded</u>	<u>Cont</u>
<u>Criminal</u>						
Capias	CA	1	3	3	1	2
Civil Violation	CV	1	1	1	1	-
Felony	F	15	36	38	3	35
Misdemeanor	M	78	110	122	49	70
Show Cause	SC	6	10	10	2	7
Criminal Total		101	160	174	56	114
<u>Traffic</u>						
Felony	F	1	1	1	0	1
Infraction	I	98	95	127	95	31
Misdemeanor	M	28	48	48	33	13
Traffic Total		127	144	176	128	45
<u>Civil</u>						
Abstract	AJ	1	0	1	1	-
Impoundment	IM	4	2	4	2	-
Other	OT	1	1	1	0	1
Warrant in Debt	WD	9	7	9	6	2
Civil Total		15	10	15	9	3
Grayson Totals		243	314	365	193	162



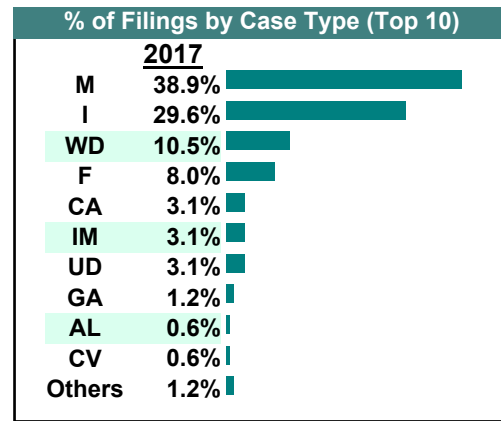
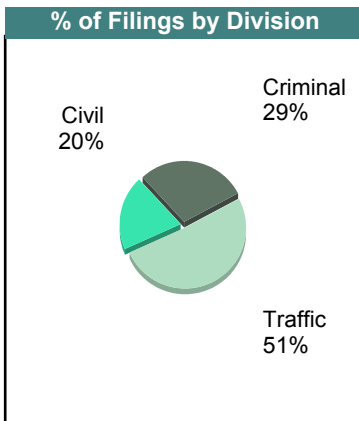
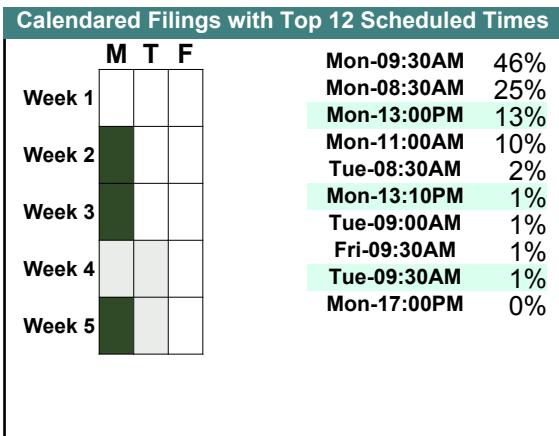
CASELOAD STATISTICS OF THE GENERAL DISTRICT COURTS

November 2017

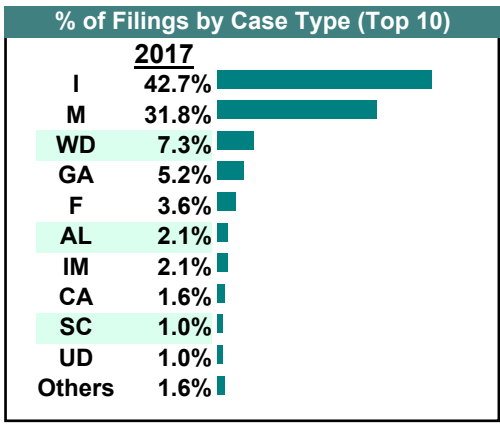
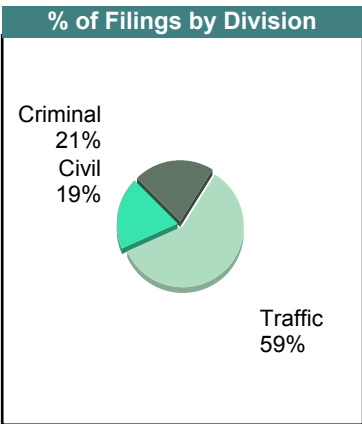
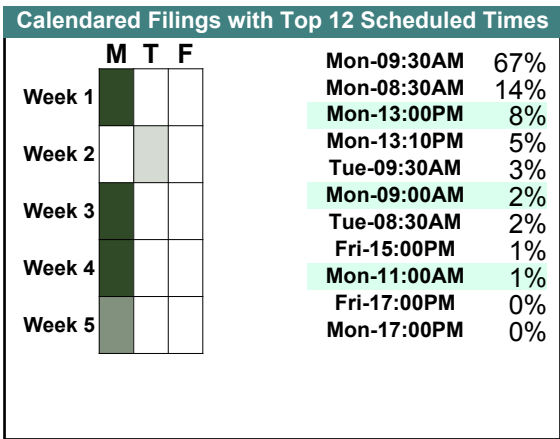
Grayson

District: 27

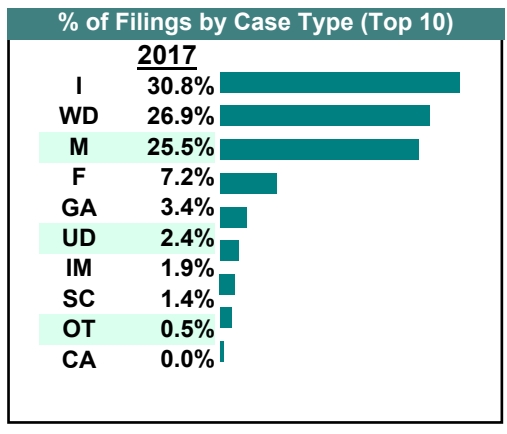
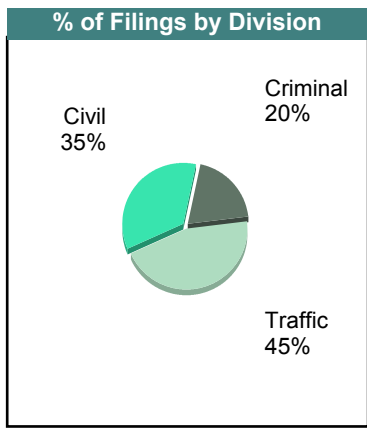
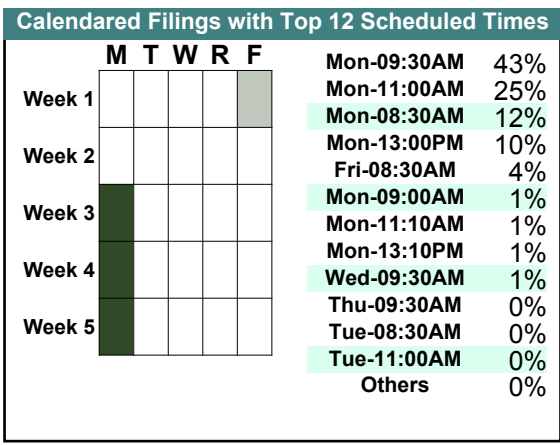
		<u>Filings</u>	<u>Hearings</u>	<u>Transactions</u>	<u>Concluded</u>	<u>Cont</u>
<u>Criminal</u>						
Capias	CA	5	10	10	6	4
Civil Violation	CV	1	1	1	1	-
Felony	F	13	22	29	12	17
Misdemeanor	M	28	73	74	26	46
Show Cause	SC	0	1	1	0	1
Criminal Total		47	107	115	45	68
<u>Traffic</u>						
Infraction	I	48	80	104	86	17
Misdemeanor	M	35	58	58	39	19
Show Cause	SC	0	1	1	1	-
Traffic Total		83	139	163	126	36
<u>Civil</u>						
Admin License	AL	1	0	1	1	-
Bond Forfeiture	BF	0	1	1	0	1
Garnishment	GA	2	0	3	3	-
Impoundment	IM	5	0	5	5	-
Overweight	OC	1	0	1	1	-
Petition-Restore Arms	PR	1	2	2	0	2
Unlawful Detainer	UD	5	5	6	6	-
Warrant in Debt	WD	17	21	26	17	7
Civil Total		32	29	45	33	10
Grayson Totals		162	275	323	204	114



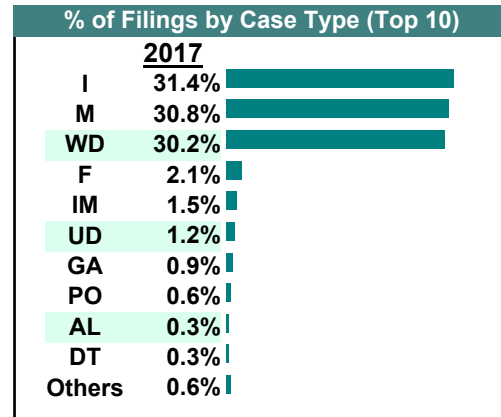
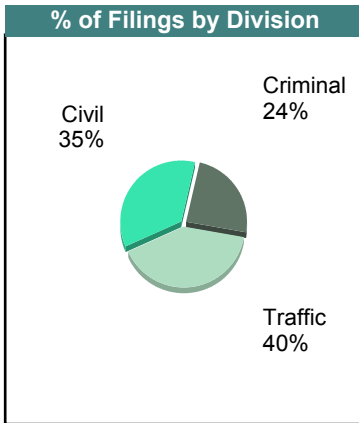
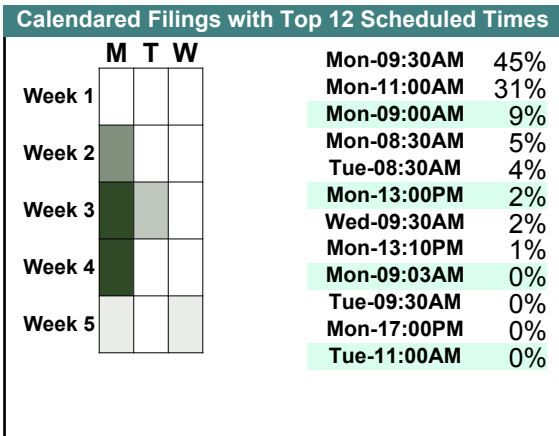
		Filings	Hearings	Transactions	Concluded	Cont
<u>Criminal</u>						
Capias	CA	3	4	4	0	4
Felony	F	7	39	50	14	36
Misdemeanor	M	29	88	89	28	56
Show Cause	SC	2	3	3	1	1
Criminal Total		41	134	146	43	97
<u>Traffic</u>						
Infraction	I	82	79	109	83	26
Misdemeanor	M	32	47	47	39	8
Show Cause	SC	0	1	1	1	-
Traffic Total		114	127	157	123	34
<u>Civil</u>						
Abstract	AJ	1	0	1	1	-
Admin License	AL	4	0	4	4	-
Garnishment	GA	10	3	12	9	3
Impoundment	IM	4	0	4	4	-
Protective Order	PO	1	0	1	1	-
Prelim Prot Order	PP	1	0	1	1	-
Unlawful Detainer	UD	2	2	3	3	-
Warrant in Debt	WD	14	13	16	13	3
Civil Total		37	18	42	36	6
Grayson Totals		192	279	345	202	137



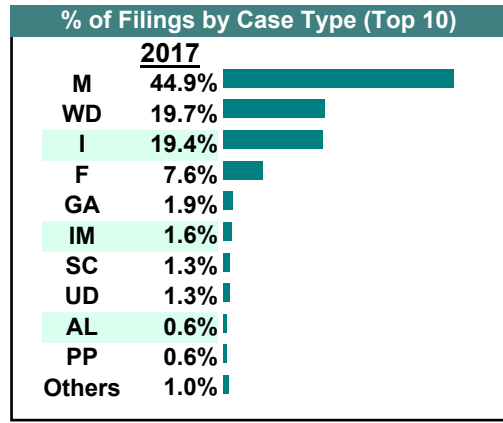
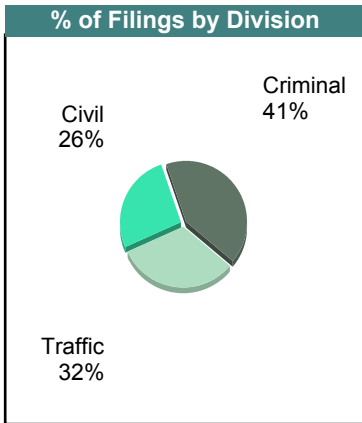
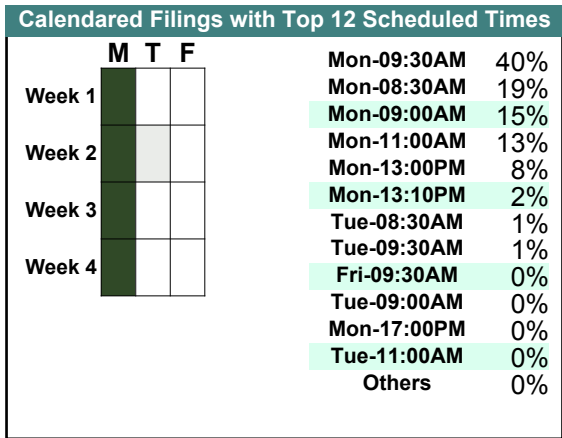
		<u>Filings</u>	<u>Hearings</u>	<u>Transactions</u>	<u>Concluded</u>	<u>Cont</u>
<u>Criminal</u>						
Capias	CA	0	1	1	0	1
Felony	F	15	52	57	14	43
Misdemeanor	M	24	86	86	27	54
Show Cause	SC	2	5	5	3	2
Criminal Total		41	144	149	44	100
<u>Traffic</u>						
Capias	CA	0	1	1	1	-
Infraction	I	64	82	102	69	33
Misdemeanor	M	29	60	60	31	29
Show Cause	SC	1	2	2	1	1
Traffic Total		94	145	165	102	63
<u>Civil</u>						
Garnishment	GA	7	0	7	7	-
Impoundment	IM	4	0	4	4	-
Other	OT	1	0	1	1	-
Unlawful Detainer	UD	5	4	6	5	1
Warrant in Debt	WD	56	36	70	58	10
Civil Total		73	40	88	75	11
Grayson Totals		208	329	402	221	174



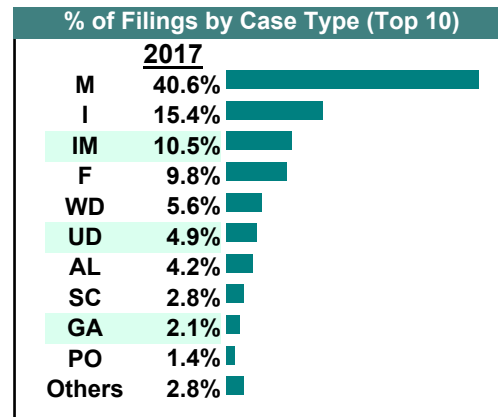
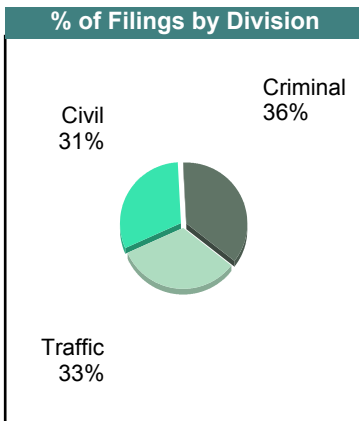
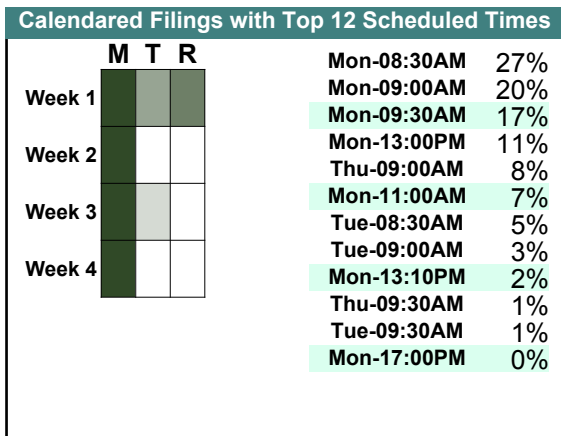
		<u>Filings</u>	<u>Hearings</u>	<u>Transactions</u>	<u>Concluded</u>	<u>Cont</u>
<u>Criminal</u>						
Capias	CA	0	2	2	1	1
Felony	F	7	44	53	16	37
Misdemeanor	M	72	137	150	71	79
Show Cause	SC	1	7	7	3	4
Criminal Total		80	190	212	91	121
<u>Traffic</u>						
Capias	CA	0	2	2	2	-
Felony	F	0	1	1	1	-
Infraction	I	104	95	118	59	59
Misdemeanor	M	30	60	60	24	36
Show Cause	SC	0	3	3	2	1
Traffic Total		134	161	184	88	96
<u>Civil</u>						
Admin License	AL	1	0	1	1	-
Detinue	DT	1	1	1	1	-
Garnishment	GA	3	0	3	3	-
Impoundment	IM	5	0	5	5	-
Protective Order	PO	2	1	3	2	1
Prelim Prot Order	PP	1	0	1	1	-
Unlawful Detainer	UD	4	6	7	4	3
Warrant in Debt	WD	100	55	104	95	7
Civil Total		117	63	125	112	11
Grayson Totals		331	414	521	291	228



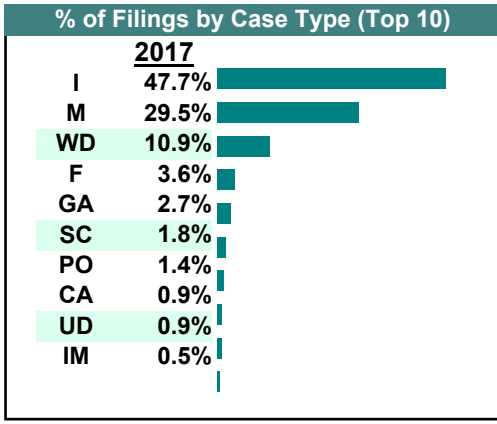
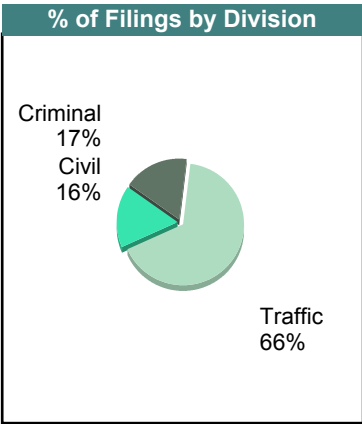
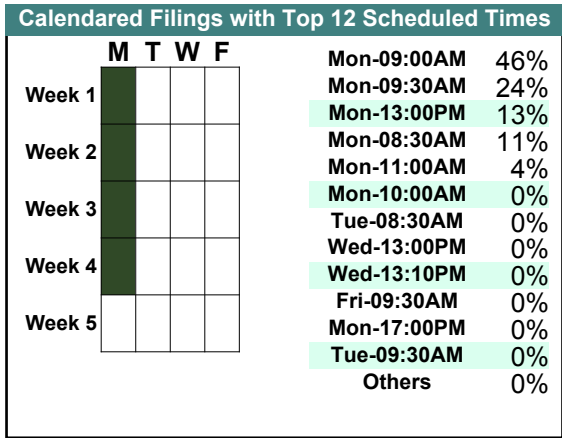
		<u>Filings</u>	<u>Hearings</u>	<u>Transactions</u>	<u>Concluded</u>	<u>Cont</u>
<u>Criminal</u>						
Capias	CA	0	5	5	3	2
Felony	F	24	69	77	12	65
Misdemeanor	M	103	170	180	91	88
Show Cause	SC	3	4	4	0	4
Criminal Total		130	248	266	106	159
<u>Traffic</u>						
Capias	CA	1	3	3	0	3
Infraction	I	61	72	83	60	23
Misdemeanor	M	38	57	57	39	18
Show Cause	SC	1	3	3	0	3
Traffic Total		101	135	146	99	47
<u>Civil</u>						
Admin License	AL	2	0	2	2	-
Bond Forfeiture	BF	0	1	1	0	1
Garnishment	GA	6	0	6	6	-
Impoundment	IM	5	0	5	5	-
Other	OT	1	0	1	1	-
Protective Order	PO	1	0	1	1	-
Prelim Prot Order	PP	2	0	2	2	-
Unlawful Detainer	UD	4	5	8	7	1
Warrant in Debt	WD	62	52	79	69	10
Civil Total		83	58	105	93	12
Grayson Totals		314	441	517	298	218



		<u>Filings</u>	<u>Hearings</u>	<u>Transactions</u>	<u>Concluded</u>	<u>Cont</u>
<u>Criminal</u>						
Capias	CA	1	4	4	0	4
Felony	F	14	38	42	7	35
Misdemeanor	M	35	77	78	20	58
Show Cause	SC	2	7	7	4	3
Criminal Total		52	126	131	31	100
<u>Traffic</u>						
Felony	F	0	1	1	0	1
Infraction	I	22	38	46	27	19
Misdemeanor	M	23	43	43	23	20
Show Cause	SC	2	3	3	0	3
Traffic Total		47	85	93	50	43
<u>Civil</u>						
Admin License	AL	6	0	6	6	-
Bond Forfeiture	BF	1	1	1	0	1
Garnishment	GA	3	0	4	4	-
Impoundment	IM	15	0	15	15	-
Protective Order	PO	2	0	2	2	-
Prelim Prot Order	PP	2	0	2	2	-
Unlawful Detainer	UD	7	6	7	5	2
Warrant in Debt	WD	8	8	12	7	5
Civil Total		44	15	49	41	8
Grayson Totals		143	226	273	122	151

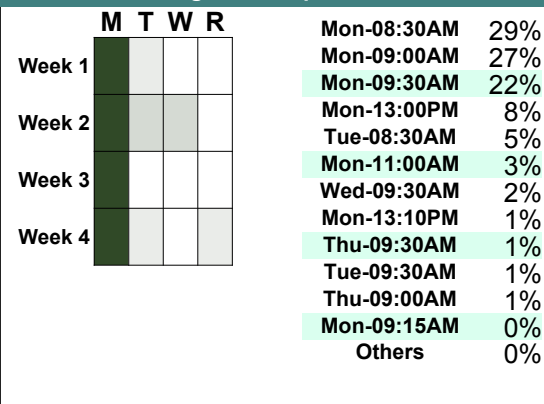


		<u>Filings</u>	<u>Hearings</u>	<u>Transactions</u>	<u>Concluded</u>	<u>Cont</u>
<u>Criminal</u>						
Capias	CA	2	4	4	1	3
Felony	F	7	30	35	9	26
Misdemeanor	M	25	82	83	34	49
Show Cause	SC	4	6	6	2	4
Criminal Total		38	122	128	46	82
<u>Traffic</u>						
Capias	CA	0	4	4	3	1
Felony	F	1	1	2	1	1
Infraction	I	105	103	135	101	34
Misdemeanor	M	40	76	76	47	29
Show Cause	SC	0	3	3	2	1
Traffic Total		146	187	220	154	66
<u>Civil</u>						
Garnishment	GA	6	1	6	5	1
Impoundment	IM	1	0	1	1	-
Protective Order	PO	3	0	3	3	-
Unlawful Detainer	UD	2	3	3	1	2
Warrant in Debt	WD	24	29	33	23	10
Civil Total		36	33	46	33	13
Grayson Totals		220	342	394	233	161

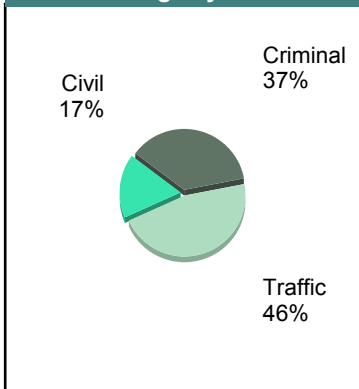


		Filings	Hearings	Transactions	Concluded	Cont
<u>Criminal</u>						
Felony	F	19	42	50	14	36
Misdemeanor	M	46	122	128	54	74
Show Cause	SC	0	1	1	0	1
Criminal Total		65	165	179	68	111
<u>Traffic</u>						
Capias	CA	0	1	1	0	1
Infraction	I	51	62	81	53	27
Misdemeanor	M	27	51	51	24	27
Restricted O/L	RL	1	1	1	1	-
Show Cause	SC	3	5	5	1	4
Traffic Total		82	120	139	79	59
<u>Civil</u>						
Admin License	AL	3	0	3	3	-
Bond Forfeiture	BF	0	1	2	1	1
Garnishment	GA	3	1	4	3	-
Impoundment	IM	7	0	7	7	-
Protective Order	PO	2	1	2	1	-
Prelim Prot Order	PP	1	0	1	1	-
Unlawful Detainer	UD	4	2	4	2	2
Warrant in Debt	WD	10	16	21	13	8
Civil Total		30	21	44	31	11
Grayson Totals		177	306	362	178	181

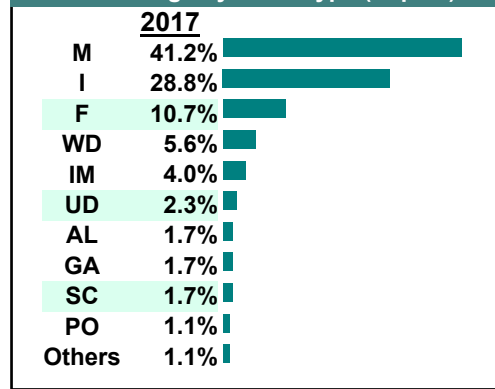
Calendared Filings with Top 12 Scheduled Times



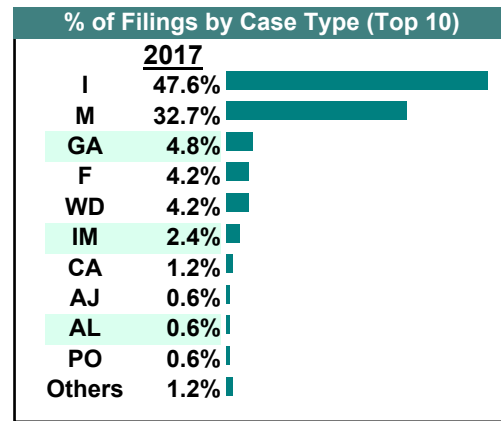
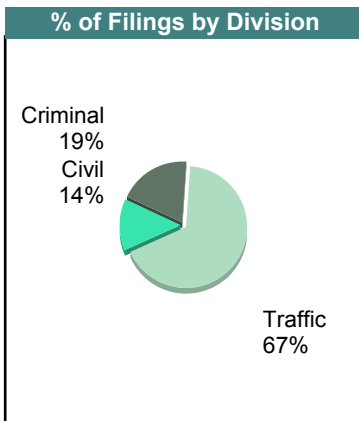
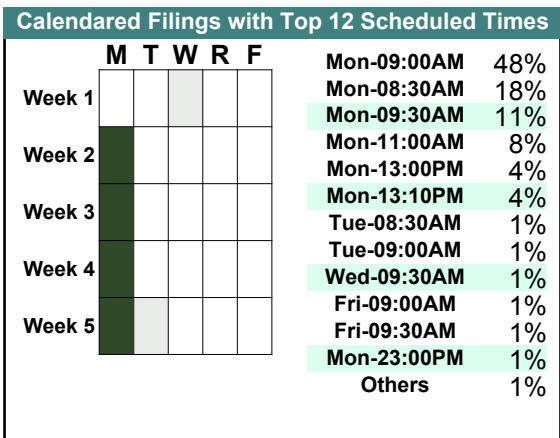
% of Filings by Division



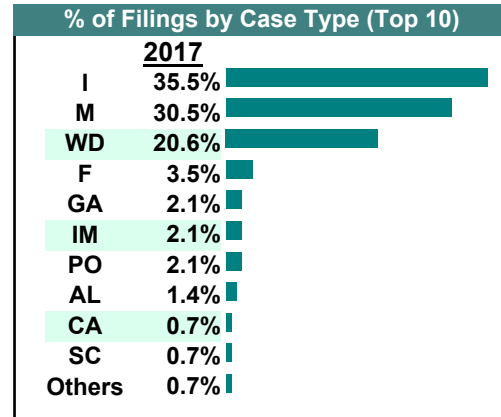
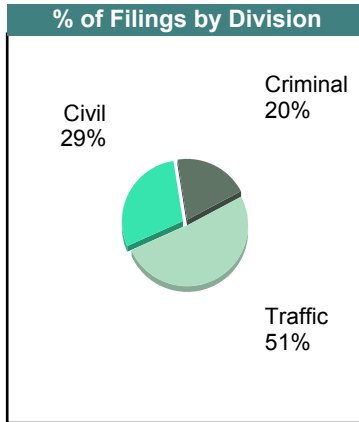
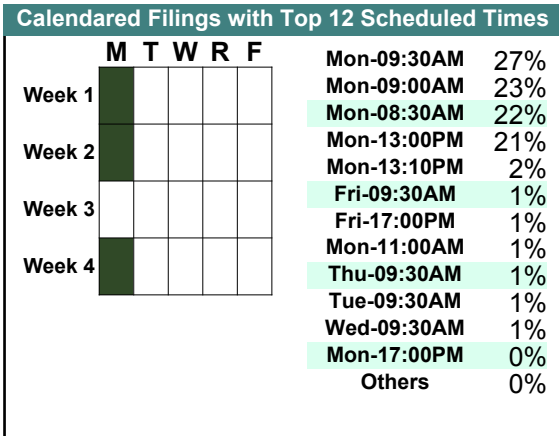
% of Filings by Case Type (Top 10)



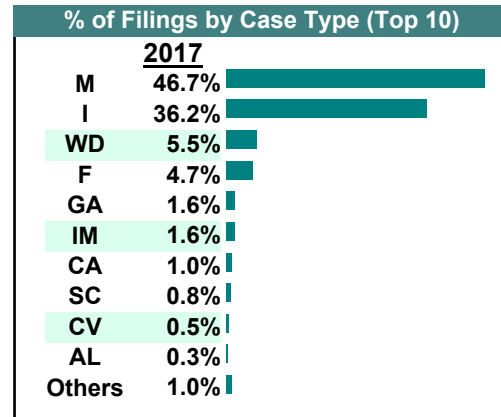
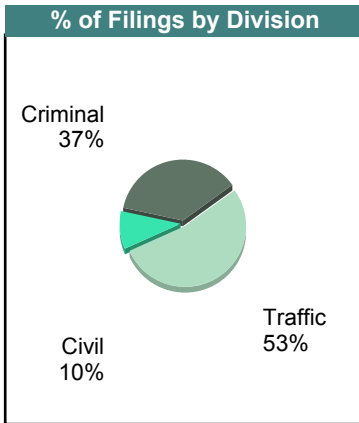
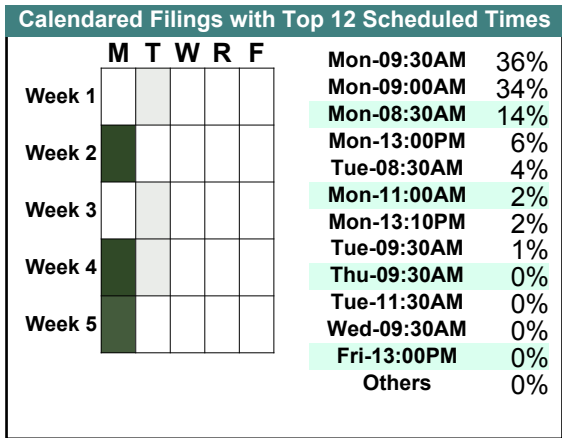
		<u>Filings</u>	<u>Hearings</u>	<u>Transactions</u>	<u>Concluded</u>	<u>Cont</u>
<u>Criminal</u>						
Capias	CA	0	2	2	2	-
Civil Violation	CV	0	1	1	1	-
Felony	F	7	32	37	18	19
Misdemeanor	M	25	66	66	26	39
Show Cause	SC	0	1	1	0	1
Criminal Total		32	102	107	47	59
<u>Traffic</u>						
Capias	CA	2	6	6	2	4
Felony	F	0	1	1	0	1
Infraction	I	80	75	106	82	24
Misdemeanor	M	30	52	52	23	29
Show Cause	SC	1	3	3	2	1
Traffic Total		113	137	168	109	59
<u>Civil</u>						
Abstract	AJ	1	0	1	1	-
Admin License	AL	1	0	1	1	-
Garnishment	GA	8	1	8	7	1
Impoundment	IM	4	0	4	4	-
Protective Order	PO	1	0	1	1	-
Prelim Prot Order	PP	1	0	1	1	-
Unlawful Detainer	UD	0	2	3	3	-
Warrant in Debt	WD	7	9	12	7	5
Civil Total		23	12	31	25	6
Grayson Totals		168	251	306	181	124



		Filings	Hearings	Transactions	Concluded	Cont
<u>Criminal</u>						
Capias	CA	1	6	6	3	3
Felony	F	5	28	28	1	27
Misdemeanor	M	21	91	93	30	61
Show Cause	SC	1	3	3	1	2
Criminal Total		28	128	130	35	93
<u>Traffic</u>						
Capias	CA	0	1	1	0	1
Infraction	I	50	55	71	51	20
Misdemeanor	M	22	54	54	29	25
Show Cause	SC	0	1	1	0	1
Traffic Total		72	111	127	80	47
<u>Civil</u>						
Admin License	AL	2	0	2	2	-
Garnishment	GA	3	0	4	4	-
Impoundment	IM	3	0	3	3	-
Protective Order	PO	3	1	4	3	1
Unlawful Detainer	UD	1	2	4	3	1
Warrant in Debt	WD	29	32	39	23	14
Civil Total		41	35	56	38	16
Grayson Totals		141	274	313	153	156



		<u>Filings</u>	<u>Hearings</u>	<u>Transactions</u>	<u>Concluded</u>	<u>Cont</u>
<u>Criminal</u>						
Capias	CA	2	3	3	0	3
Civil Violation	CV	2	3	3	3	-
Felony	F	18	48	52	6	46
Misdemeanor	M	116	168	194	74	120
Show Cause	SC	2	4	4	0	4
Criminal Total		140	226	256	83	173
<u>Traffic</u>						
Capias	CA	2	4	4	0	4
Infraction	I	138	113	164	131	33
Misdemeanor	M	62	91	91	56	35
Show Cause	SC	1	2	2	0	2
Traffic Total		203	210	261	187	74
<u>Civil</u>						
Admin License	AL	1	0	1	1	-
Detinue	DT	1	1	1	1	-
Garnishment	GA	6	1	6	5	1
Impoundment	IM	6	0	6	6	-
Protective Order	PO	1	0	1	1	-
Prelim Prot Order	PP	1	0	1	1	-
Unlawful Detainer	UD	1	2	4	3	1
Warrant in Debt	WD	21	28	34	21	12
Civil Total		38	32	54	39	14
Grayson Totals		381	468	571	309	261



CASELOAD STATISTICS OF THE GENERAL DISTRICT COURTS

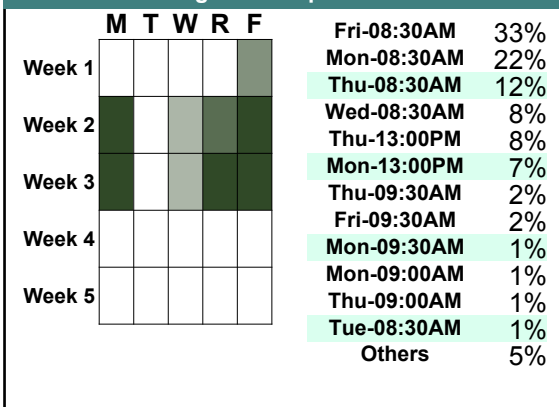
December 2017

Montgomery

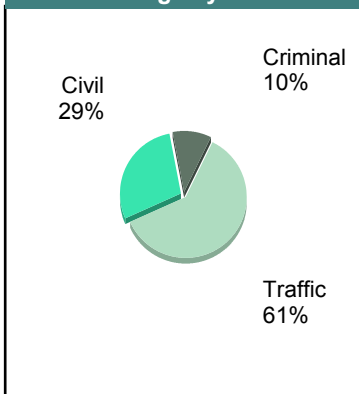
District: 27

		<u>Filings</u>	<u>Hearings</u>	<u>Transactions</u>	<u>Concluded</u>	<u>Cont</u>
<u>Criminal</u>						
Capias	CA	3	18	18	10	8
Felony	F	37	126	127	43	84
Misdemeanor	M	154	322	338	132	206
Show Cause	SC	3	11	11	6	5
Criminal Total		197	477	494	191	303
<u>Traffic</u>						
Capias	CA	8	21	21	7	14
Civil Violation	CV	1	6	6	1	5
Felony	F	20	93	95	36	59
Infraction	I	875	641	1,045	849	196
Misdemeanor	M	234	495	496	218	278
Other	O	1	1	1	0	1
Restricted O/L	RL	1	1	1	1	-
Show Cause	SC	25	45	45	23	22
Traffic Total		1,165	1,303	1,710	1,135	575
<u>Civil</u>						
Abstract	AJ	3	0	3	3	-
Admin License	AL	31	0	31	31	-
Bond Forfeiture	BF	1	0	1	1	-
Detinue	DT	6	6	13	11	2
Garnishment	GA	157	16	167	151	16
Impoundment	IM	5	0	5	5	-
Interrogatory	IN	5	0	5	5	-
Other	OT	2	0	2	2	-
Protective Order	PO	6	0	6	6	-
Prelim Prot Order	PP	1	0	1	1	-
Tenants Assertion	TA	0	1	1	1	-
Unlawful Detainer	UD	64	65	94	67	27
Warrant in Debt	WD	263	228	322	243	79
Civil Total		544	316	651	527	124
Montgomery Totals		1,906	2,096	2,855	1,853	1,002

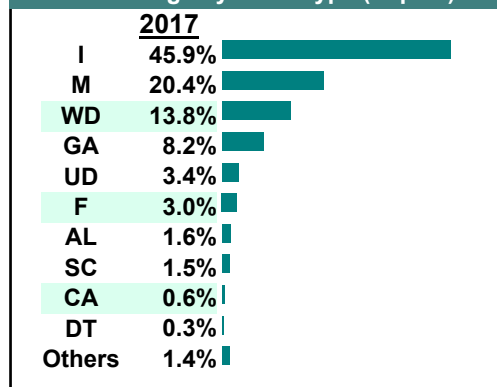
Calendared Filings with Top 12 Scheduled Times



% of Filings by Division



% of Filings by Case Type (Top 10)



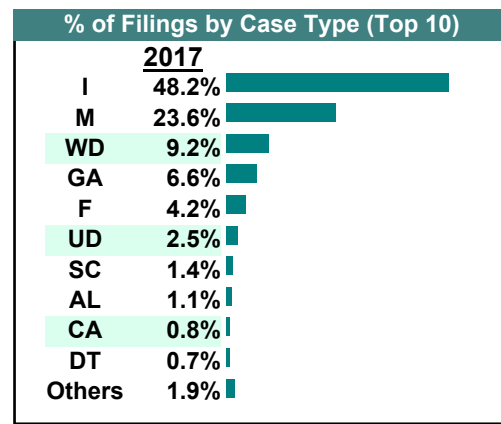
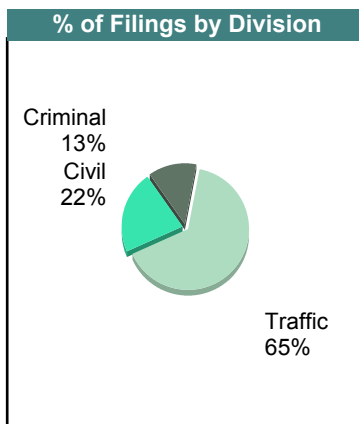
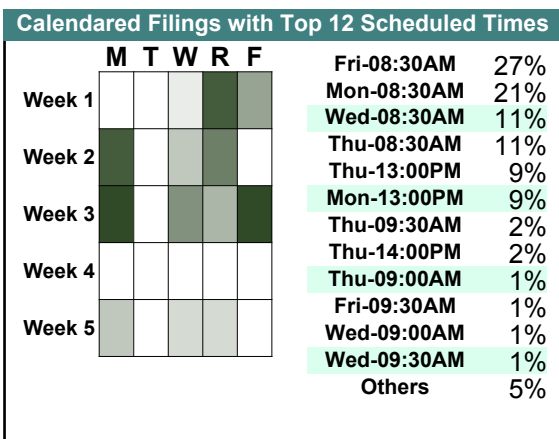
CASELOAD STATISTICS OF THE GENERAL DISTRICT COURTS

November 2017

Montgomery

District: 27

		<u>Filings</u>	<u>Hearings</u>	<u>Transactions</u>	<u>Concluded</u>	<u>Cont</u>
<u>Criminal</u>						
Capias	CA	8	25	25	12	13
Felony	F	56	138	138	40	98
Misdemeanor	M	200	417	449	172	277
Show Cause	SC	7	16	16	5	11
Criminal Total		271	596	628	229	399
<u>Traffic</u>						
Capias	CA	8	23	23	9	14
Civil Violation	CV	3	12	12	3	9
Felony	F	34	133	133	28	105
Infraction	I	1,021	758	1,232	1,027	205
Misdemeanor	M	300	639	639	288	351
Other	O	1	1	1	1	-
Restricted O/L	RL	3	3	3	3	-
Show Cause	SC	16	41	41	21	20
Traffic Total		1,386	1,610	2,084	1,380	704
<u>Civil</u>						
Abstract	AJ	2	0	2	2	-
Admin License	AL	23	0	23	23	-
Bond Forfeiture	BF	1	1	2	2	-
Counter Claim	CC	2	2	2	1	1
Detinue	DT	14	9	17	8	9
Garnishment	GA	139	13	150	137	13
Impoundment	IM	1	0	1	1	-
Interrogatory	IN	6	5	13	8	5
Other	OT	1	0	1	1	-
Protective Order	PO	6	0	6	6	-
Prelim Prot Order	PP	13	0	13	13	-
Show Cause	SC	6	0	8	8	-
Tenants Assertion	TA	1	1	1	0	1
Unlawful Detainer	UD	52	50	61	43	18
Warrant in Debt	WD	196	177	241	184	57
Civil Total		463	258	541	437	104
Montgomery Totals		2,120	2,464	3,253	2,046	1,207



CASELOAD STATISTICS OF THE GENERAL DISTRICT COURTS

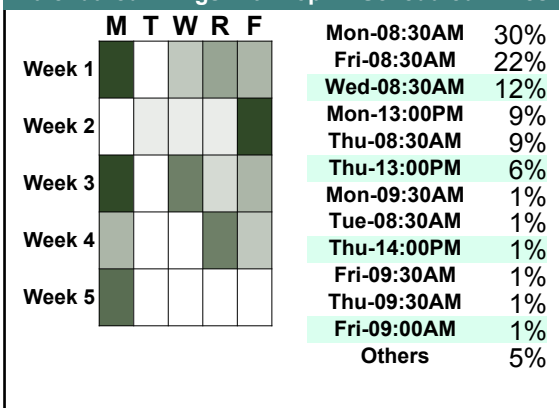
October 2017

Montgomery

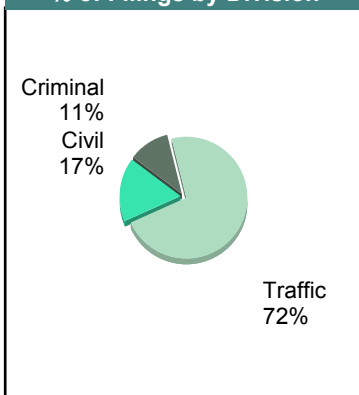
District: 27

		Filings	Hearings	Transactions	Concluded	Cont
<u>Criminal</u>						
Capias	CA	8	21	21	2	19
Civil Violation	CV	2	2	2	2	-
Felony	F	46	153	153	47	106
Misdemeanor	M	225	398	420	144	276
Show Cause	SC	8	19	19	8	11
Criminal Total		289	593	615	203	412
<u>Traffic</u>						
Capias	CA	4	17	17	2	15
Civil Violation	CV	7	17	17	3	14
Felony	F	38	114	114	20	94
Infraction	I	1,470	1,108	1,767	1,458	309
Misdemeanor	M	428	770	771	373	398
Restricted O/L	RL	5	5	5	5	-
Show Cause	SC	22	41	41	26	15
Traffic Total		1,974	2,072	2,732	1,887	845
<u>Civil</u>						
Abstract	AJ	4	0	4	4	-
Admin License	AL	32	0	32	32	-
Bond Forfeiture	BF	0	0	1	1	-
Detinue	DT	7	4	11	9	2
Garnishment	GA	168	21	189	168	21
Impoundment	IM	9	0	9	9	-
Interrogatory	IN	1	0	1	1	-
Motion for Judgment	MJ	1	1	1	1	-
Other	OT	3	0	3	3	-
Protective Order	PO	9	1	9	8	1
Prelim Prot Order	PP	5	2	8	6	2
Show Cause	SC	1	0	1	1	-
Unlawful Detainer	UD	67	54	79	66	13
Warrant in Debt	WD	158	159	212	155	57
Civil Total		465	242	560	464	96
Montgomery Totals		2,728	2,907	3,907	2,554	1,353

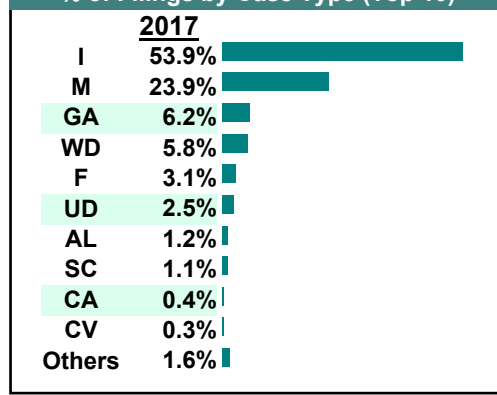
Calendared Filings with Top 12 Scheduled Times



% of Filings by Division



% of Filings by Case Type (Top 10)



CASELOAD STATISTICS OF THE GENERAL DISTRICT COURTS

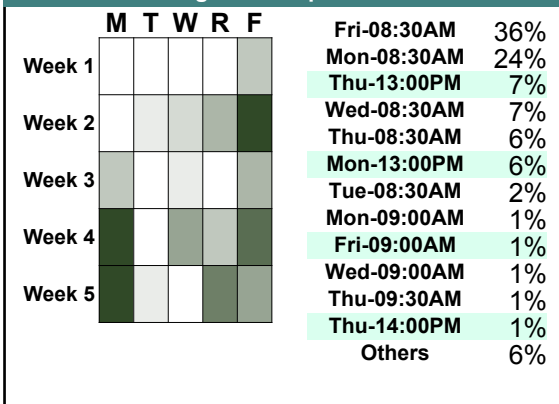
September 2017

Montgomery

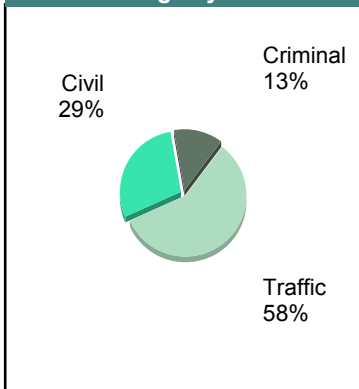
District: 27

		<u>Filings</u>	<u>Hearings</u>	<u>Transactions</u>	<u>Concluded</u>	<u>Cont</u>
<u>Criminal</u>						
Capias	CA	5	20	20	6	14
Felony	F	72	187	187	65	122
Misdemeanor	M	178	387	410	177	233
Show Cause	SC	7	17	17	6	11
Criminal Total		262	611	634	254	380
<u>Traffic</u>						
Capias	CA	5	25	25	9	16
Civil Violation	CV	6	13	13	1	12
Felony	F	38	105	105	30	75
Infraction	I	837	717	1,066	855	211
Misdemeanor	M	256	539	540	236	304
Restricted O/L	RL	2	2	2	2	-
Show Cause	SC	15	41	41	19	22
Traffic Total		1,159	1,442	1,792	1,152	640
<u>Civil</u>						
Abstract	AJ	1	0	1	1	-
Admin License	AL	26	0	26	26	-
Bond Forfeiture	BF	1	0	1	1	-
Detinue	DT	10	7	17	13	4
Garnishment	GA	148	21	170	149	21
Impoundment	IM	4	0	4	4	-
Interrogatory	IN	8	7	14	7	7
Other	OT	2	0	2	2	-
Protective Order	PO	6	0	6	6	-
Prelim Prot Order	PP	16	1	16	15	1
Show Cause	SC	6	2	6	4	2
Unlawful Detainer	UD	63	67	87	69	18
Warrant in Debt	WD	284	251	355	286	69
Civil Total		575	356	705	583	122
Montgomery Totals		1,996	2,409	3,131	1,989	1,142

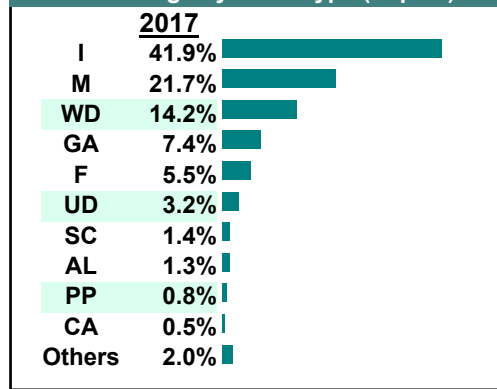
Calendared Filings with Top 12 Scheduled Times



% of Filings by Division



% of Filings by Case Type (Top 10)



CASELOAD STATISTICS OF THE GENERAL DISTRICT COURTS

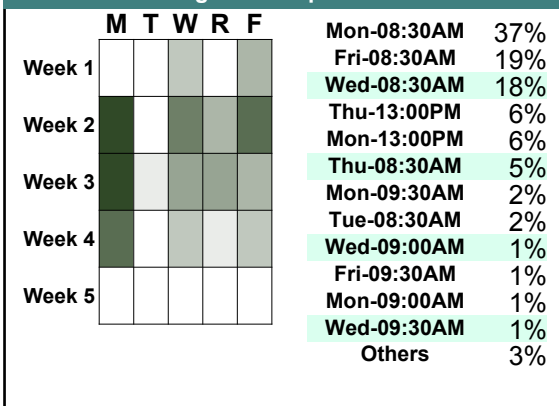
August 2017

Montgomery

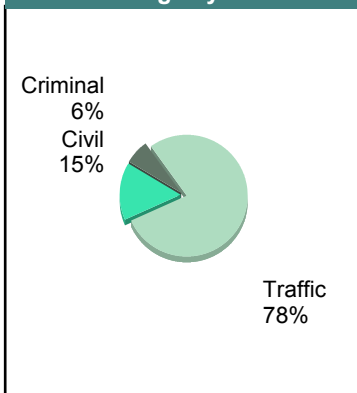
District: 27

		<u>Filings</u>	<u>Hearings</u>	<u>Transactions</u>	<u>Concluded</u>	<u>Cont</u>
<u>Criminal</u>						
Capias	CA	4	23	23	11	12
Felony	F	21	82	82	27	55
Misdemeanor	M	125	259	281	114	167
Show Cause	SC	4	17	17	5	12
Criminal Total		154	381	403	157	246
<u>Traffic</u>						
Capias	CA	8	24	24	9	15
Civil Violation	CV	1	2	2	0	2
Felony	F	34	100	105	29	76
Infraction	I	1,481	1,003	1,702	1,471	231
Misdemeanor	M	348	590	590	318	272
Restricted O/L	RL	2	2	2	2	-
Show Cause	SC	32	62	62	23	39
Traffic Total		1,906	1,783	2,487	1,852	635
<u>Civil</u>						
Abstract	AJ	1	0	1	1	-
Admin License	AL	15	0	15	15	-
Detinue	DT	9	9	14	7	7
Garnishment	GA	145	17	159	142	17
Impoundment	IM	8	0	8	8	-
Interrogatory	IN	2	1	4	3	1
Other	OT	4	0	5	5	-
Protective Order	PO	4	0	4	4	-
Prelim Prot Order	PP	5	0	5	5	-
Unlawful Detainer	UD	78	59	93	79	14
Warrant in Debt	WD	102	105	148	105	43
Civil Total		373	191	456	374	82
Montgomery Totals		2,433	2,355	3,346	2,383	963

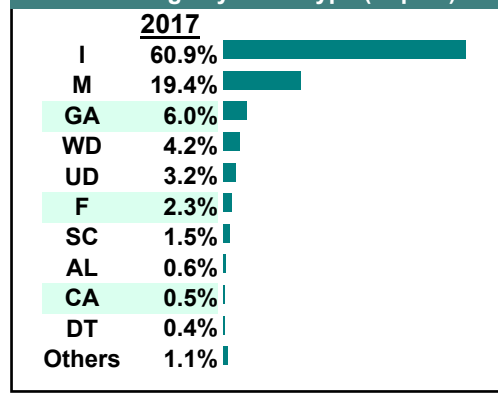
Calendared Filings with Top 12 Scheduled Times



% of Filings by Division



% of Filings by Case Type (Top 10)



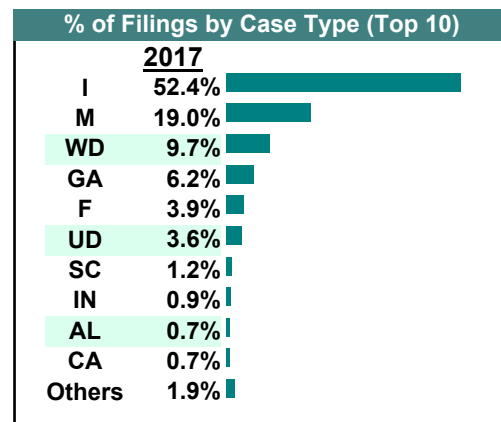
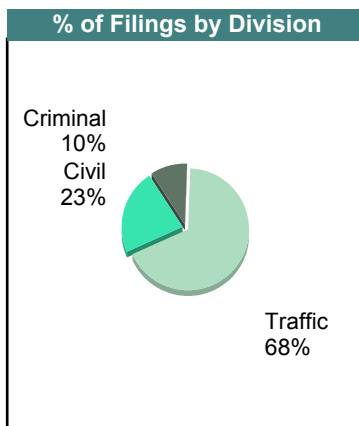
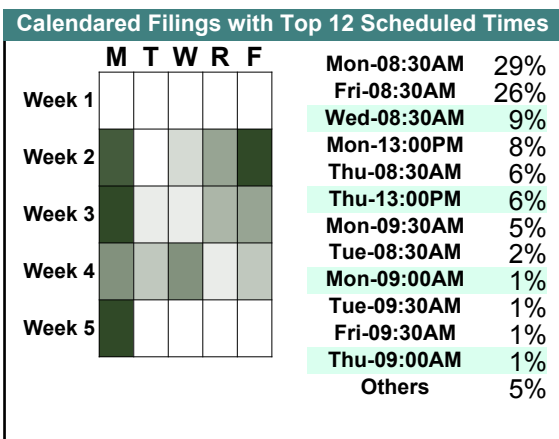
CASELOAD STATISTICS OF THE GENERAL DISTRICT COURTS

July 2017

Montgomery

District: 27

		Filings	Hearings	Transactions	Concluded	Cont
<u>Criminal</u>						
Capias	CA	7	22	22	4	18
Felony	F	47	197	199	53	146
Misdemeanor	M	136	298	319	113	206
Show Cause	SC	6	16	16	4	12
Criminal Total		196	533	556	174	382
<u>Traffic</u>						
Capias	CA	7	18	18	2	16
Civil Violation	CV	4	10	10	4	6
Felony	F	32	104	104	22	82
Infraction	I	1,073	856	1,336	1,109	227
Misdemeanor	M	253	525	525	260	265
Restricted O/L	RL	5	5	5	5	-
Show Cause	SC	15	42	42	19	23
Traffic Total		1,389	1,560	2,040	1,421	619
<u>Civil</u>						
Abstract	AJ	1	0	1	1	-
Admin License	AL	14	0	14	14	-
Bond Forfeiture	BF	1	0	1	1	-
Detinue	DT	13	7	17	12	5
Garnishment	GA	126	26	150	124	26
Impoundment	IM	5	0	5	5	-
Interrogatory	IN	18	7	22	15	7
Motion for Judgment	MJ	1	0	1	1	-
Other	OT	5	1	5	4	1
Protective Order	PO	2	0	2	2	-
Prelim Prot Order	PP	1	0	1	1	-
Petition-Restore Arms	PR	1	0	1	1	-
Show Cause	SC	3	1	3	3	-
Unlawful Detainer	UD	73	69	92	74	18
Warrant in Debt	WD	198	180	253	193	60
Civil Total		462	291	568	451	117
Montgomery Totals		2,047	2,384	3,164	2,046	1,118



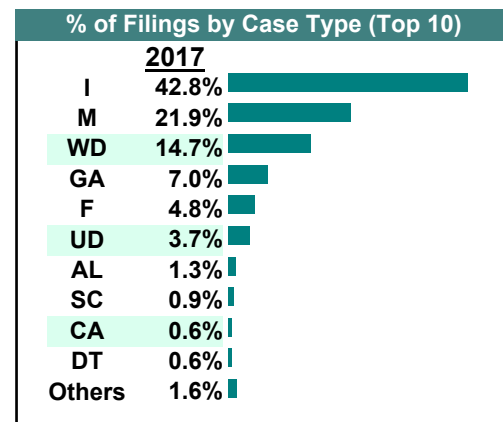
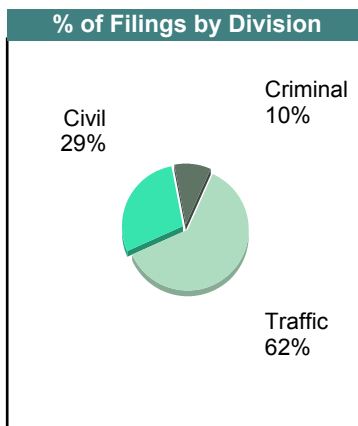
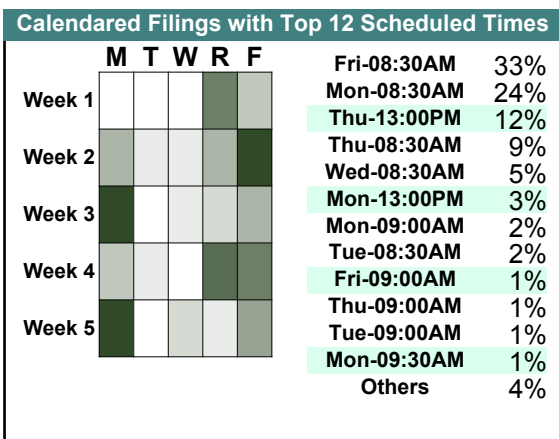
CASELOAD STATISTICS OF THE GENERAL DISTRICT COURTS

June 2017

Montgomery

District: 27

		<u>Filings</u>	<u>Hearings</u>	<u>Transactions</u>	<u>Concluded</u>	<u>Cont</u>
<u>Criminal</u>						
Capias	CA	4	17	17	3	14
Felony	F	48	142	142	35	107
Misdemeanor	M	110	243	259	126	133
Show Cause	SC	4	14	14	7	7
Criminal Total		166	416	432	171	261
<u>Traffic</u>						
Capias	CA	7	20	20	5	15
Civil Violation	CV	2	12	12	8	4
Felony	F	34	127	128	28	100
Infraction	I	733	638	957	749	208
Misdemeanor	M	266	500	501	201	300
Restricted O/L	RL	3	3	3	3	-
Show Cause	SC	11	38	38	9	29
Traffic Total		1,056	1,338	1,659	1,003	656
<u>Civil</u>						
Abstract	AJ	3	0	3	3	-
Admin License	AL	22	0	22	22	-
Bond Forfeiture	BF	0	1	1	1	-
Counter Claim	CC	0	1	1	1	-
Detinue	DT	11	10	16	11	5
Garnishment	GA	120	8	131	123	8
Impoundment	IM	7	0	7	7	-
Interrogatory	IN	2	0	2	2	-
Mechanic's Lien	ML	0	1	1	1	-
Other	OT	4	0	5	5	-
Protective Order	PO	1	0	1	1	-
Prelim Prot Order	PP	5	0	6	6	-
Show Cause	SC	1	0	1	1	-
Unlawful Detainer	UD	64	62	80	58	22
Warrant in Debt	WD	251	232	316	239	77
Civil Total		491	315	593	481	112
Montgomery Totals		1,713	2,069	2,684	1,655	1,029



CASELOAD STATISTICS OF THE GENERAL DISTRICT COURTS

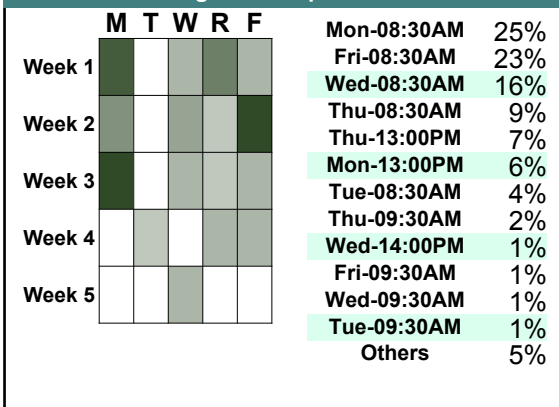
May 2017

Montgomery

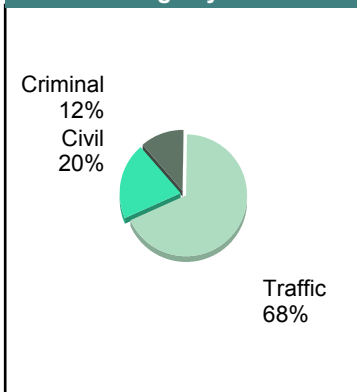
District: 27

		Filings	Hearings	Transactions	Concluded	Cont
<u>Criminal</u>						
Capias	CA	5	15	15	5	10
Felony	F	58	153	153	58	95
Misdemeanor	M	189	327	364	189	175
Show Cause	SC	2	13	13	7	6
Criminal Total		254	508	545	259	286
<u>Traffic</u>						
Capias	CA	5	22	22	11	11
Civil Violation	CV	2	9	9	3	6
Felony	F	36	105	105	30	75
Infraction	I	1,115	862	1,364	1,127	237
Misdemeanor	M	276	571	571	311	260
Other	O	2	0	2	2	-
Restricted O/L	RL	5	5	5	5	-
Show Cause	SC	20	49	49	26	23
Traffic Total		1,461	1,623	2,127	1,515	612
<u>Civil</u>						
Abstract	AJ	1	0	1	1	-
Admin License	AL	20	0	20	20	-
Bond Forfeiture	BF	2	2	5	3	2
Counter Claim	CC	1	1	2	1	1
Detinue	DT	0	5	8	4	4
Garnishment	GA	104	10	120	110	10
Impoundment	IM	6	0	6	6	-
Interrogatory	IN	26	4	27	23	4
Mechanic's Lien	ML	1	1	1	0	1
Other	OT	5	1	5	4	1
Protective Order	PO	7	0	8	8	-
Prelim Prot Order	PP	2	2	4	2	2
Petition-Restore Arms	PR	1	0	1	1	-
Show Cause	SC	1	0	1	1	-
Unlawful Detainer	UD	72	69	84	70	14
Warrant in Debt	WD	184	172	261	208	53
Civil Total		433	267	554	462	92
Montgomery Totals		2,148	2,398	3,226	2,236	990

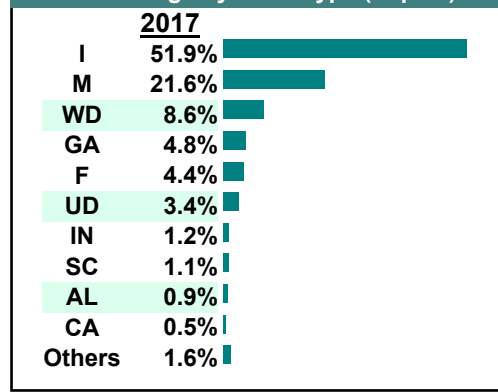
Calendared Filings with Top 12 Scheduled Times



% of Filings by Division

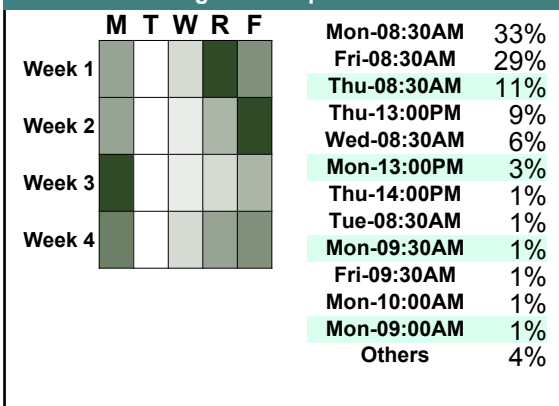


% of Filings by Case Type (Top 10)

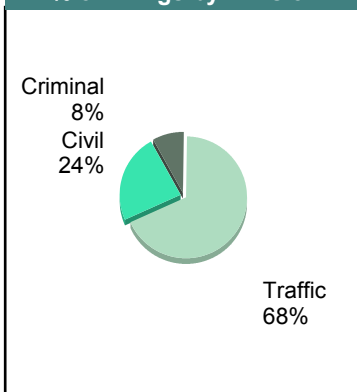


		Filings	Hearings	Transactions	Concluded	Cont
<u>Criminal</u>						
Capias	CA	4	18	18	7	11
Felony	F	48	148	148	50	98
Misdemeanor	M	100	270	283	143	140
Show Cause	SC	7	22	22	13	9
Criminal Total		159	458	471	213	258
<u>Traffic</u>						
Capias	CA	5	16	16	7	9
Civil Violation	CV	1	9	9	4	5
Felony	F	26	71	72	12	60
Infraction	I	1,042	758	1,228	971	257
Misdemeanor	M	224	464	464	218	246
Motion	MO	1	1	1	1	-
Other	O	1	1	1	1	-
Restricted O/L	RL	2	2	2	2	-
Show Cause	SC	21	34	34	15	19
Traffic Total		1,323	1,356	1,827	1,231	596
<u>Civil</u>						
Abstract	AJ	1	0	1	1	-
Admin License	AL	21	0	21	21	-
Bond Forfeiture	BF	0	2	2	1	1
Counter Claim	CC	1	1	1	0	1
Detinue	DT	17	16	21	13	8
Garnishment	GA	154	21	167	146	21
Impoundment	IM	4	0	4	4	-
Interrogatory	IN	5	0	5	5	-
Overweight	OC	1	0	1	1	-
Other	OT	2	0	2	2	-
Protective Order	PO	3	1	4	3	1
Prelim Prot Order	PP	6	1	6	5	1
Tenants Assertion	TA	0	0	1	1	-
Unlawful Detainer	UD	60	46	75	60	15
Warrant in Debt	WD	186	193	252	183	69
Civil Total		461	281	563	446	117
Montgomery Totals		1,943	2,095	2,861	1,890	971

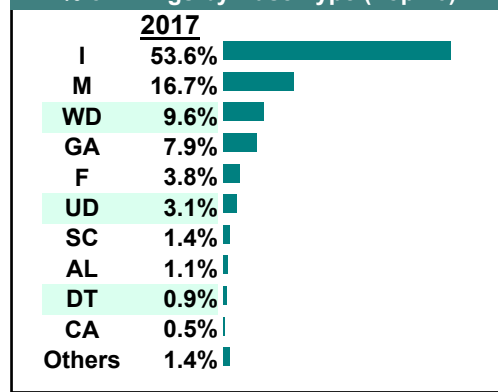
Calendared Filings with Top 12 Scheduled Times



% of Filings by Division



% of Filings by Case Type (Top 10)



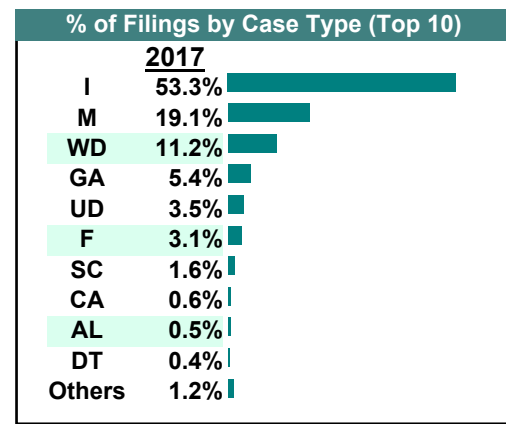
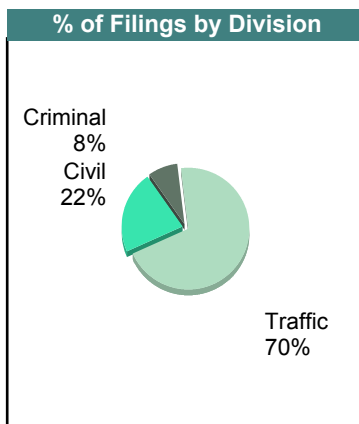
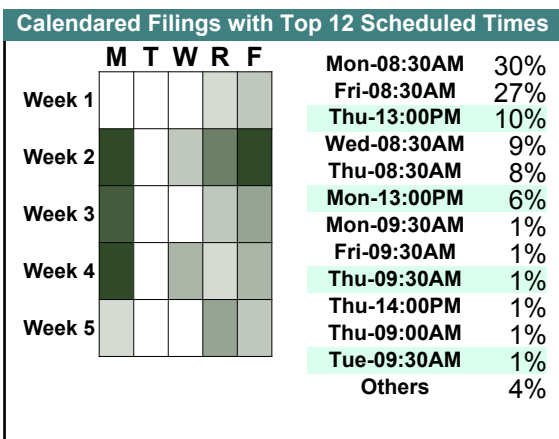
CASELOAD STATISTICS OF THE GENERAL DISTRICT COURTS

March 2017

Montgomery

District: 27

		Filings	Hearings	Transactions	Concluded	Cont
<u>Criminal</u>						
Capias	CA	5	18	18	8	10
Felony	F	40	194	195	95	100
Misdemeanor	M	128	341	364	161	203
Show Cause	SC	4	19	19	4	15
Criminal Total		177	572	596	268	328
<u>Traffic</u>						
Capias	CA	9	19	19	6	13
Civil Violation	CV	4	15	15	4	11
Felony	F	32	96	96	10	86
Infraction	I	1,220	921	1,492	1,268	224
Misdemeanor	M	309	588	589	300	289
Other	O	1	1	1	1	-
Restricted O/L	RL	1	1	1	1	-
Show Cause	SC	32	50	50	16	34
Traffic Total		1,608	1,691	2,263	1,606	657
<u>Civil</u>						
Abstract	AJ	1	0	1	1	-
Admin License	AL	11	0	11	11	-
Bond Forfeiture	BF	2	2	4	2	2
Counter Claim	CC	1	0	1	1	-
Detinue	DT	9	5	12	9	3
Garnishment	GA	123	13	136	123	13
Impoundment	IM	4	0	4	4	-
Interrogatory	IN	3	1	3	2	1
Other	OT	2	0	2	2	-
Protective Order	PO	2	0	2	2	-
Prelim Prot Order	PP	4	0	4	4	-
Petition-Restore Arms	PR	1	0	1	1	-
Tenants Assertion	TA	1	1	2	1	1
Unlawful Detainer	UD	81	57	96	83	13
Warrant in Debt	WD	257	283	350	271	79
Civil Total		502	362	629	517	112
Montgomery Totals		2,287	2,625	3,488	2,391	1,097



CASELOAD STATISTICS OF THE GENERAL DISTRICT COURTS

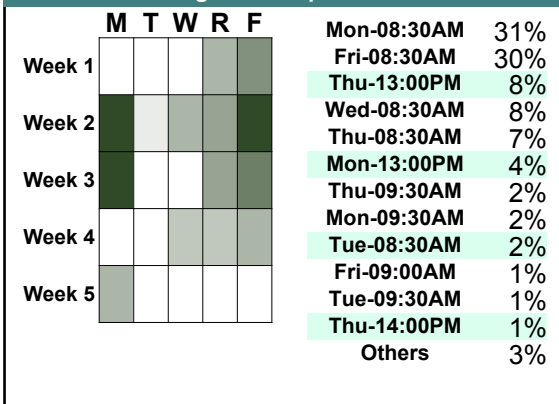
February 2017

Montgomery

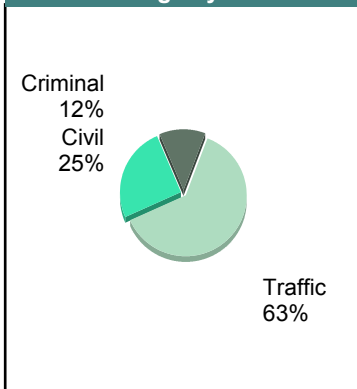
District: 27

		<u>Filings</u>	<u>Hearings</u>	<u>Transactions</u>	<u>Concluded</u>	<u>Cont</u>
<u>Criminal</u>						
Capias	CA	6	14	14	5	9
Felony	F	55	195	195	34	161
Misdemeanor	M	129	286	296	134	162
Show Cause	SC	10	28	28	10	18
Criminal Total		200	523	533	183	350
<u>Traffic</u>						
Capias	CA	2	7	7	3	4
Civil Violation	CV	3	15	15	3	12
Felony	F	37	258	258	160	98
Infraction	I	806	731	1,082	845	237
Misdemeanor	M	173	412	412	188	224
Other	O	2	2	2	2	-
Restricted O/L	RL	2	2	2	2	-
Show Cause	SC	7	20	20	10	10
Traffic Total		1,032	1,447	1,798	1,213	585
<u>Civil</u>						
Admin License	AL	26	0	26	26	-
Bond Forfeiture	BF	1	2	4	2	2
Detinue	DT	2	6	10	7	3
Garnishment	GA	129	12	148	136	12
Impoundment	IM	4	0	4	4	-
Overweight	OC	1	0	1	1	-
Other	OT	5	0	5	5	-
Protective Order	PO	9	0	9	9	-
Prelim Prot Order	PP	5	0	5	5	-
Tenants Assertion	TA	2	0	2	2	-
Unlawful Detainer	UD	65	55	93	69	24
Warrant in Debt	WD	170	165	218	154	64
Civil Total		419	240	525	420	105
Montgomery Totals		1,651	2,210	2,856	1,816	1,040

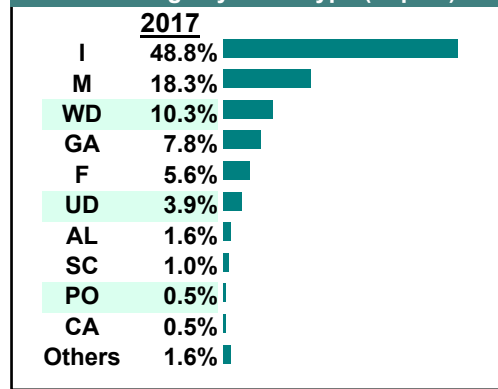
Calendared Filings with Top 12 Scheduled Times



% of Filings by Division



% of Filings by Case Type (Top 10)



CASELOAD STATISTICS OF THE GENERAL DISTRICT COURTS

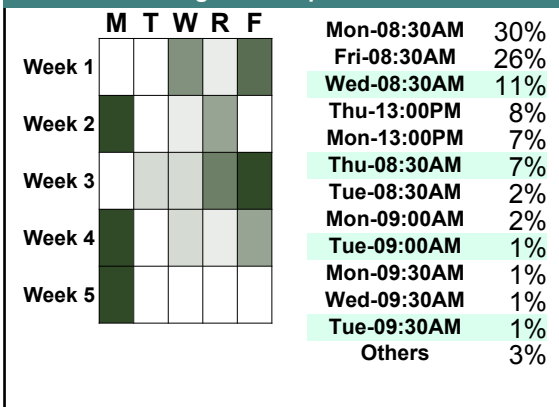
January 2017

Montgomery

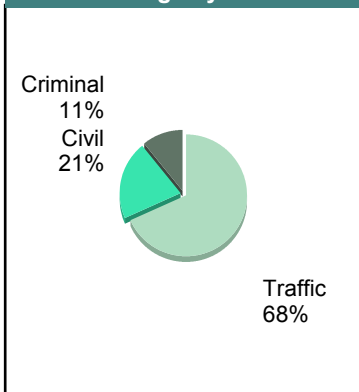
District: 27

		<u>Filings</u>	<u>Hearings</u>	<u>Transactions</u>	<u>Concluded</u>	<u>Cont</u>
<u>Criminal</u>						
Capias	CA	8	23	23	7	16
Felony	F	64	198	198	79	119
Misdemeanor	M	205	393	418	162	256
Show Cause	SC	12	25	25	7	18
Criminal Total		289	639	664	255	409
<u>Traffic</u>						
Capias	CA	2	12	12	7	5
Civil Violation	CV	2	11	11	5	6
Felony	F	21	64	64	15	49
Infraction	I	1,475	1,032	1,735	1,431	304
Misdemeanor	M	292	586	588	302	286
Other	O	2	2	2	2	-
Restricted O/L	RL	2	2	2	2	-
Show Cause	SC	1	7	7	3	4
Traffic Total		1,797	1,716	2,421	1,767	654
<u>Civil</u>						
Abstract	AJ	1	0	1	1	-
Admin License	AL	18	0	18	18	-
Bond Forfeiture	BF	1	5	7	3	4
Counter Claim	CC	1	1	1	1	-
Detinue	DT	13	10	16	10	6
Garnishment	GA	129	18	140	122	18
Impoundment	IM	1	0	1	1	-
Interrogatory	IN	11	0	13	13	-
Other	OT	2	0	2	2	-
Protective Order	PO	5	1	5	4	1
Prelim Prot Order	PP	8	1	9	8	1
Petition-Restore Arms	PR	0	0	2	2	-
Show Cause	SC	2	0	3	3	-
Tenants Assertion	TA	1	1	1	0	1
Unlawful Detainer	UD	95	88	132	97	35
Warrant in Debt	WD	259	236	338	259	79
Civil Total		547	361	689	544	145
Montgomery Totals		2,633	2,716	3,774	2,566	1,208

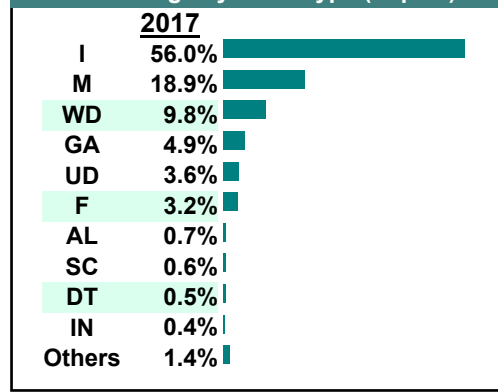
Calendared Filings with Top 12 Scheduled Times



% of Filings by Division




% of Filings by Case Type (Top 10)



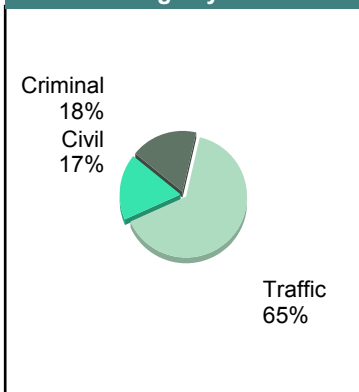
December 2017

		<u>Filings</u>	<u>Hearings</u>	<u>Transactions</u>	<u>Concluded</u>	<u>Cont</u>
<u>Criminal</u>						
Capias	CA	1	9	9	6	3
Civil Violation	CV	2	2	2	1	1
Felony	F	36	158	158	56	102
Misdemeanor	M	111	273	275	133	142
Show Cause	SC	9	19	19	7	12
Criminal Total		159	461	463	203	260
<u>Traffic</u>						
Felony	F	0	1	1	0	1
Infraction	I	460	468	659	538	121
Misdemeanor	M	111	257	257	146	111
Show Cause	SC	1	2	2	0	2
Traffic Total		572	728	919	684	235
<u>Civil</u>						
Admin License	AL	5	0	5	5	-
Bond Forfeiture	BF	1	1	3	2	1
Detinue	DT	0	1	1	1	-
Garnishment	GA	35	3	36	33	3
Interrogatory	IN	1	0	1	1	-
Other	OT	1	0	1	1	-
Protective Order	PO	1	0	3	3	-
Prelim Prot Order	PP	3	1	4	3	1
Unlawful Detainer	UD	21	17	29	25	4
Warrant in Debt	WD	86	95	130	89	41
Civil Total		154	118	213	163	50
Pulaski Totals		885	1,307	1,595	1,050	545

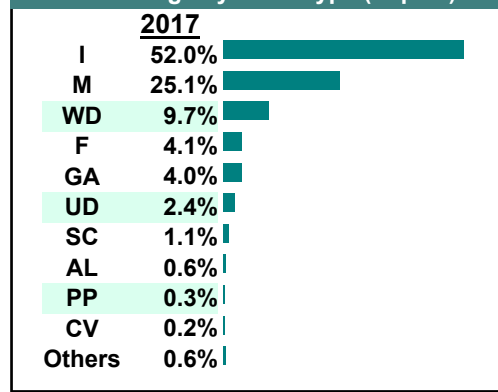
Calendared Filings with Top 12 Scheduled Times



% of Filings by Division



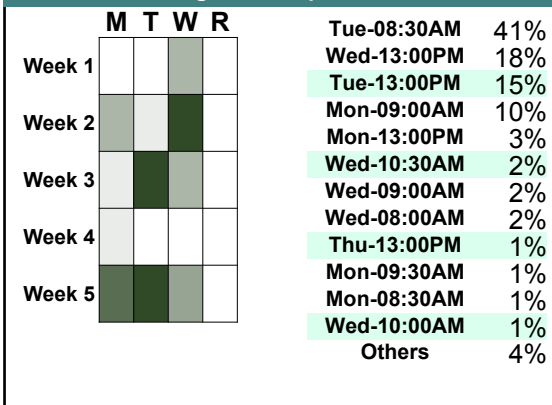
% of Filings by Case Type (Top 10)



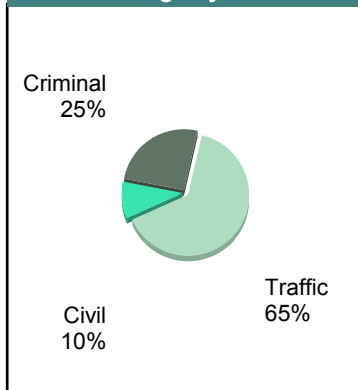
November 2017

		Filings	Hearings	Transactions	Concluded	Cont
<u>Criminal</u>						
Capias	CA	6	24	24	11	13
Civil Violation	CV	2	2	2	0	2
Felony	F	60	197	197	59	138
Misdemeanor	M	123	308	309	125	184
Show Cause	SC	12	34	34	10	24
Criminal Total		203	565	566	205	361
<u>Traffic</u>						
Capias	CA	4	7	7	1	6
Felony	F	3	6	6	0	6
Infraction	I	375	342	495	372	123
Misdemeanor	M	134	261	262	140	122
Show Cause	SC	3	9	9	2	7
Traffic Total		519	625	779	515	264
<u>Civil</u>						
Admin License	AL	7	0	7	7	-
Bond Forfeiture	BF	3	3	5	2	3
Detinue	DT	2	2	3	2	1
Garnishment	GA	15	1	17	16	1
Protective Order	PO	4	0	4	4	-
Prelim Prot Order	PP	4	0	4	4	-
Tenants Assertion	TA	0	0	1	1	-
Unlawful Detainer	UD	12	8	17	14	3
Warrant in Debt	WD	32	27	43	30	13
Civil Total		79	41	101	80	21
Pulaski Totals		801	1,231	1,446	800	646

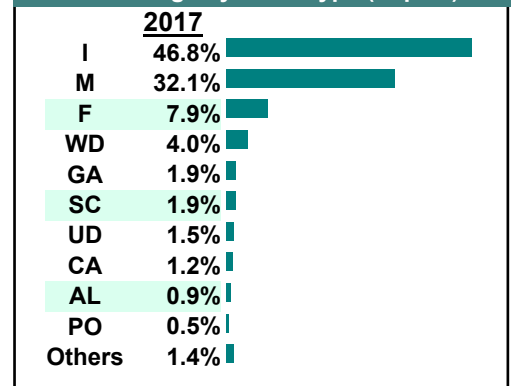
Calendared Filings with Top 12 Scheduled Times



% of Filings by Division



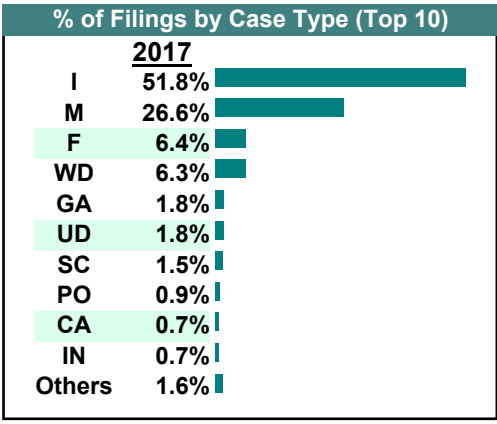
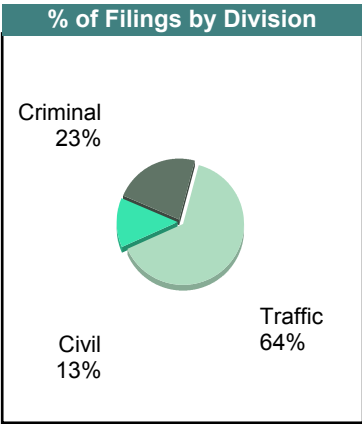
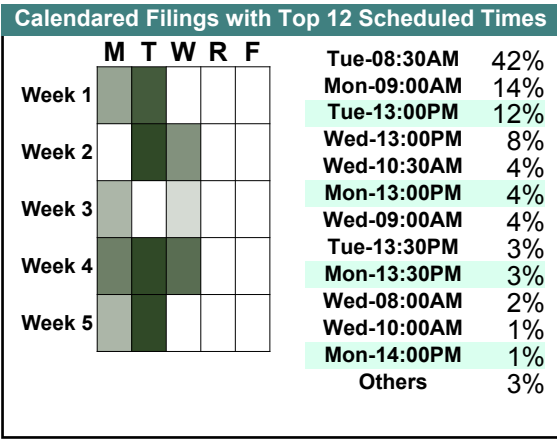
% of Filings by Case Type (Top 10)



CASELOAD STATISTICS OF THE GENERAL DISTRICT COURTS

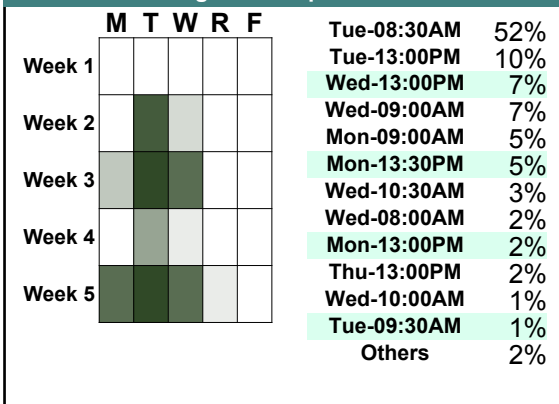
October 2017

		<u>Filings</u>	<u>Hearings</u>	<u>Transactions</u>	<u>Concluded</u>	<u>Cont</u>
<u>Criminal</u>						
Capias	CA	8	21	21	7	14
Civil Violation	CV	5	5	7	6	1
Felony	F	94	269	269	77	192
Misdemeanor	M	214	431	464	213	251
Show Cause	SC	15	36	36	16	20
Criminal Total		336	762	797	319	478
<u>Traffic</u>						
Capias	CA	2	5	5	4	1
Infraction	I	764	633	939	751	188
Misdemeanor	M	178	308	309	170	139
Show Cause	SC	2	7	7	1	6
Traffic Total		946	953	1,260	926	334
<u>Civil</u>						
Admin License	AL	7	0	7	7	-
Bond Forfeiture	BF	2	2	3	1	2
Detinue	DT	1	0	1	1	-
Garnishment	GA	26	2	33	31	2
Interrogatory	IN	10	6	16	10	6
Other	OT	1	0	1	1	-
Protective Order	PO	13	3	14	11	3
Prelim Prot Order	PP	7	1	8	7	1
Show Cause	SC	5	1	7	6	1
Tenants Assertion	TA	1	1	1	0	1
Unlawful Detainer	UD	26	24	38	24	14
Warrant in Debt	WD	93	100	129	88	41
Civil Total		192	140	258	187	71
Pulaski Totals		1,474	1,855	2,315	1,432	883

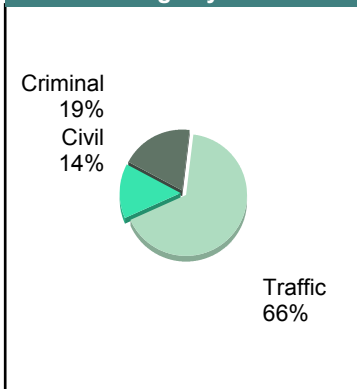


		<u>Filings</u>	<u>Hearings</u>	<u>Transactions</u>	<u>Concluded</u>	<u>Cont</u>
<u>Criminal</u>						
Capias	CA	6	16	16	3	13
Civil Violation	CV	3	6	7	5	2
Felony	F	69	183	183	44	139
Misdemeanor	M	178	307	334	145	189
Show Cause	SC	10	23	23	6	17
Criminal Total		266	535	563	203	360
<u>Traffic</u>						
Capias	CA	0	2	2	1	1
Civil Violation	CV	1	0	1	1	-
Felony	F	1	1	1	0	1
Infraction	I	662	496	784	658	126
Misdemeanor	M	253	380	381	224	157
Show Cause	SC	1	5	5	2	3
Traffic Total		918	884	1,174	886	288
<u>Civil</u>						
Admin License	AL	4	0	4	4	-
Bond Forfeiture	BF	1	1	2	1	1
Detinue	DT	3	3	4	3	1
Garnishment	GA	32	7	36	29	7
Interrogatory	IN	1	0	2	2	-
Motion for Judgment	MJ	0	2	3	1	2
Other	OT	1	0	1	1	-
Protective Order	PO	4	0	4	4	-
Prelim Prot Order	PP	6	0	6	6	-
Petition-Restore Arms	PR	0	0	1	1	-
Show Cause	SC	2	0	2	2	-
Unlawful Detainer	UD	43	39	49	39	10
Warrant in Debt	WD	101	122	145	102	43
Civil Total		198	174	259	195	64
Pulaski Totals		1,382	1,593	1,996	1,284	712

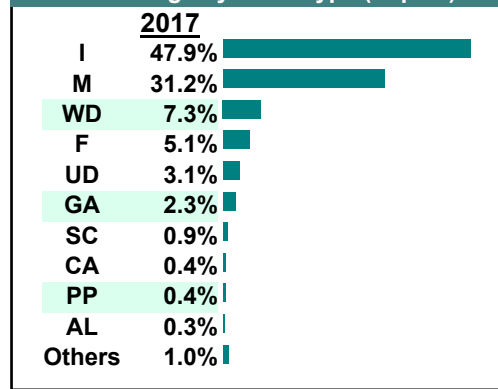
Calendared Filings with Top 12 Scheduled Times



% of Filings by Division

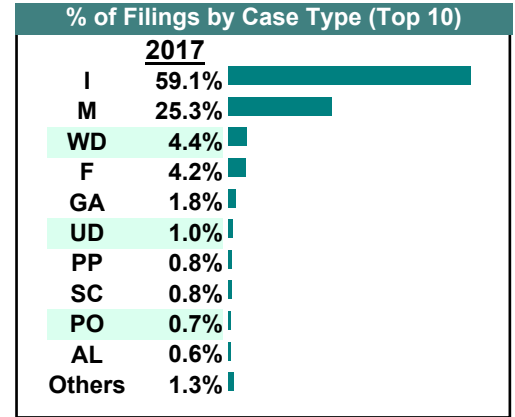
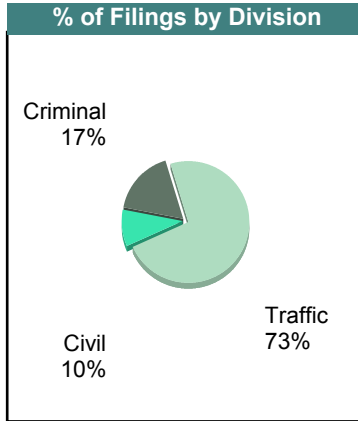
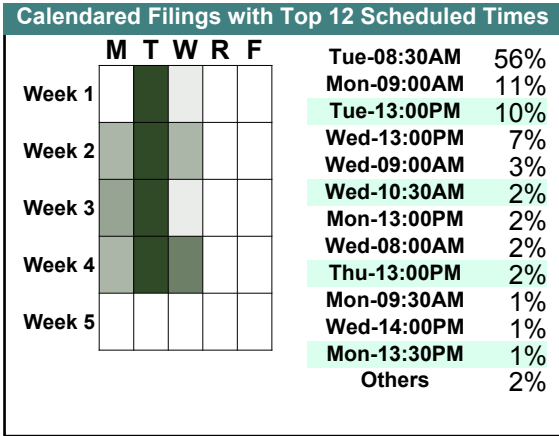


% of Filings by Case Type (Top 10)



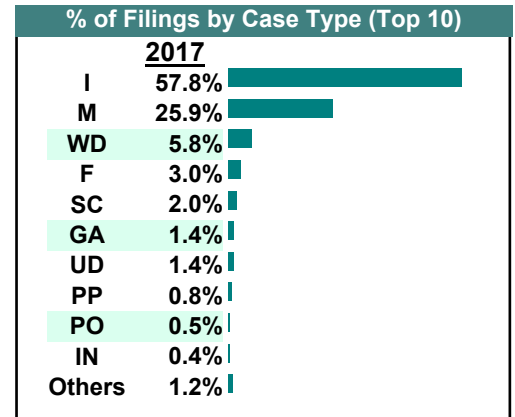
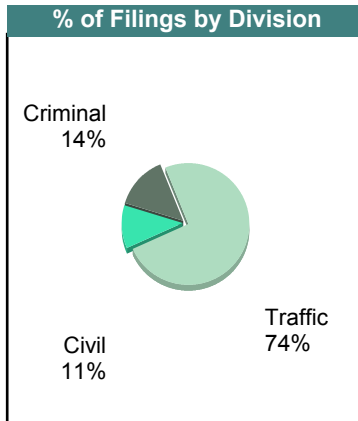
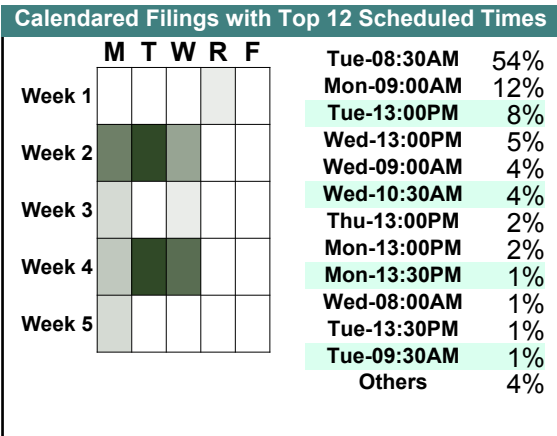
August 2017

		<u>Filings</u>	<u>Hearings</u>	<u>Transactions</u>	<u>Concluded</u>	<u>Cont</u>
<u>Criminal</u>						
Capias	CA	5	13	13	4	9
Civil Violation	CV	3	4	4	1	3
Felony	F	51	173	173	33	140
Misdemeanor	M	149	314	316	104	212
Show Cause	SC	7	20	20	5	15
Criminal Total		215	524	526	147	379
<u>Traffic</u>						
Capias	CA	2	5	5	1	4
Felony	F	1	3	3	1	2
Infraction	I	740	590	933	801	132
Misdemeanor	M	168	310	312	212	100
Restricted O/L	RL	1	1	1	1	-
Show Cause	SC	3	7	7	1	6
Traffic Total		915	916	1,261	1,017	244
<u>Civil</u>						
Admin License	AL	7	0	7	7	-
Bond Forfeiture	BF	1	1	2	1	1
Counter Claim	CC	0	1	2	2	-
Detinue	DT	2	3	4	2	2
Garnishment	GA	23	4	28	24	4
Motion for Judgment	MJ	1	1	1	0	1
Other	OT	1	1	1	1	-
Protective Order	PO	9	0	9	9	-
Prelim Prot Order	PP	10	0	11	11	-
Unlawful Detainer	UD	13	11	20	15	5
Warrant in Debt	WD	55	63	84	59	25
Civil Total		122	85	169	131	38
Pulaski Totals		1,252	1,525	1,956	1,295	661



July 2017

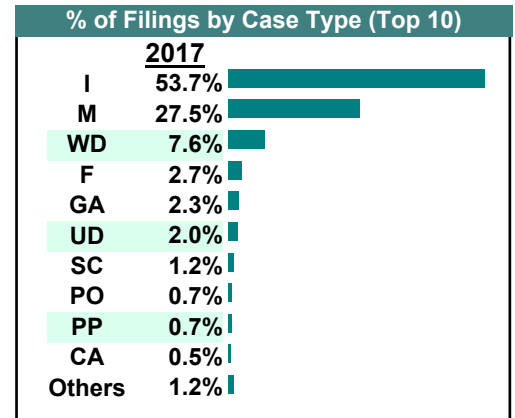
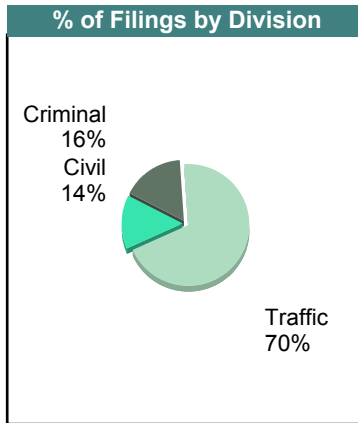
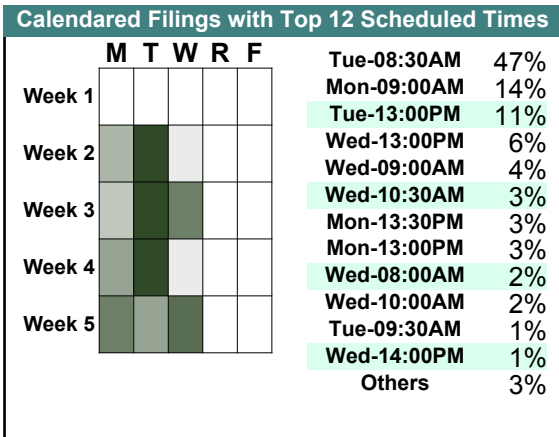
		<u>Filings</u>	<u>Hearings</u>	<u>Transactions</u>	<u>Concluded</u>	<u>Cont</u>
<u>Criminal</u>						
Capias	CA	4	18	18	6	12
Civil Violation	CV	3	3	3	2	1
Felony	F	46	115	115	22	93
Misdemeanor	M	152	321	329	166	163
Show Cause	SC	17	33	33	15	18
Criminal Total		222	490	498	211	287
<u>Traffic</u>						
Capias	CA	1	2	2	0	2
Felony	F	0	1	1	0	1
Infraction	I	893	633	1,039	820	219
Misdemeanor	M	248	380	383	246	137
Restricted O/L	RL	2	2	2	2	-
Show Cause	SC	5	10	10	4	6
Traffic Total		1,149	1,028	1,437	1,072	365
<u>Civil</u>						
Admin License	AL	5	0	5	5	-
Bond Forfeiture	BF	2	1	2	1	1
Counter Claim	CC	1	1	1	0	1
Detinue	DT	0	1	1	0	1
Garnishment	GA	21	5	25	20	5
Interrogatory	IN	6	6	16	10	6
Protective Order	PO	7	0	7	7	-
Prelim Prot Order	PP	13	4	17	13	4
Show Cause	SC	9	2	15	13	2
Unlawful Detainer	UD	21	23	30	24	6
Warrant in Debt	WD	89	96	116	75	41
Civil Total		174	139	235	168	67
Pulaski Totals		1,545	1,657	2,170	1,451	719



CASELOAD STATISTICS OF THE GENERAL DISTRICT COURTS

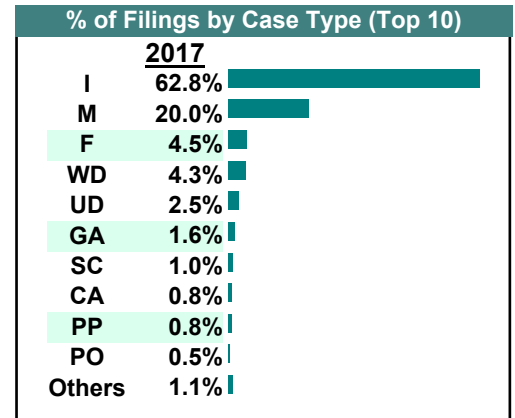
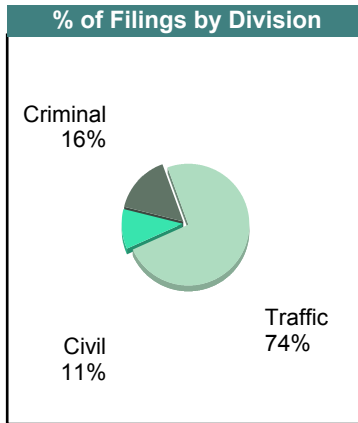
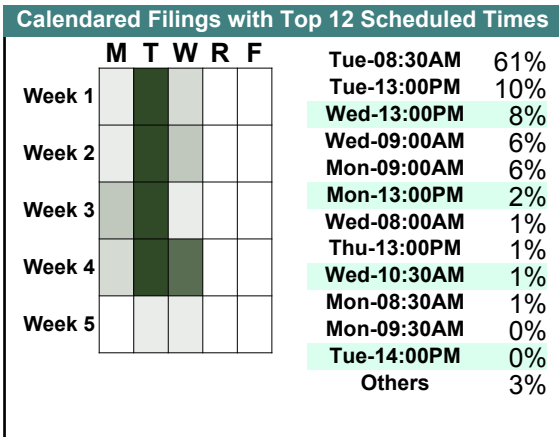
June 2017

		<u>Filings</u>	<u>Hearings</u>	<u>Transactions</u>	<u>Concluded</u>	<u>Cont</u>
<u>Criminal</u>						
Capias	CA	8	21	21	6	15
Civil Violation	CV	5	4	5	5	-
Felony	F	40	187	187	78	109
Misdemeanor	M	171	322	345	164	181
Show Cause	SC	15	32	32	9	23
Criminal Total		239	566	590	262	328
<u>Traffic</u>						
Capias	CA	0	7	7	2	5
Felony	F	0	4	4	1	3
Infraction	I	783	562	895	737	158
Misdemeanor	M	230	351	352	223	129
Show Cause	SC	2	10	10	4	6
Traffic Total		1,015	934	1,268	967	301
<u>Civil</u>						
Admin License	AL	6	0	6	6	-
Bond Forfeiture	BF	1	1	1	0	1
Counter Claim	CC	0	1	1	0	1
Detinue	DT	2	1	3	2	1
Garnishment	GA	33	5	36	31	5
Impoundment	IM	1	0	1	1	-
Interrogatory	IN	1	1	1	0	1
Other	OT	1	0	1	1	-
Protective Order	PO	10	2	12	10	2
Prelim Prot Order	PP	10	2	13	11	2
Petition-Restore Arms	PR	0	1	1	0	1
Unlawful Detainer	UD	29	32	41	31	10
Warrant in Debt	WD	111	107	141	110	31
Civil Total		205	153	258	203	55
Pulaski Totals		1,459	1,653	2,116	1,432	684



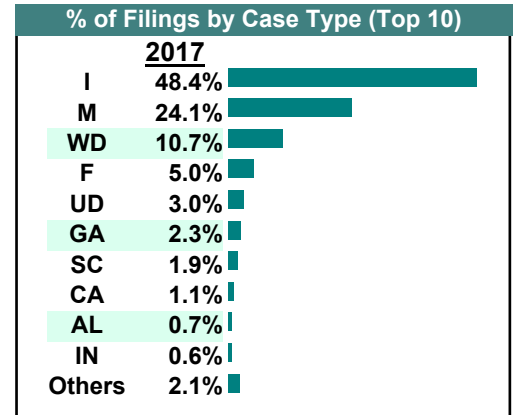
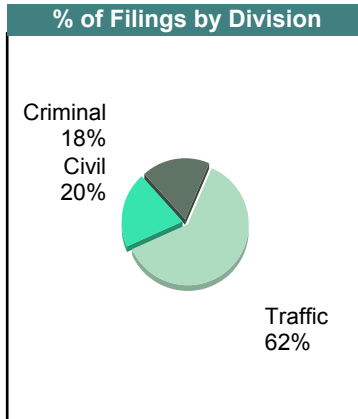
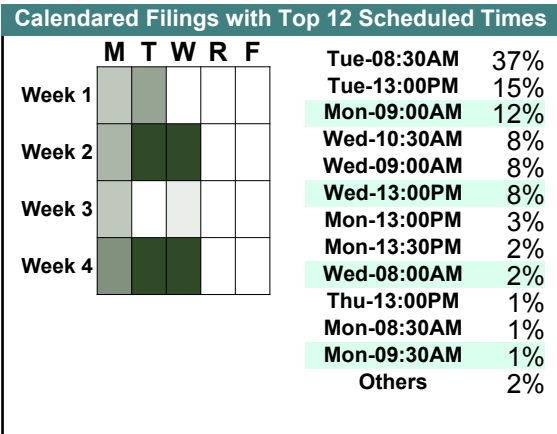
May 2017

		Filings	Hearings	Transactions	Concluded	Cont
<u>Criminal</u>						
Capias	CA	9	20	20	8	12
Civil Violation	CV	1	3	3	2	1
Felony	F	53	198	198	43	155
Misdemeanor	M	118	248	253	89	164
Show Cause	SC	10	23	23	8	15
Criminal Total		191	492	497	150	347
<u>Traffic</u>						
Capias	CA	1	2	2	1	1
Felony	F	2	4	4	1	3
Infraction	I	769	540	888	763	125
Misdemeanor	M	127	231	231	137	94
Restricted O/L	RL	3	3	3	3	-
Show Cause	SC	2	3	3	0	3
Traffic Total		904	783	1,131	905	226
<u>Civil</u>						
Admin License	AL	2	0	2	2	-
Bond Forfeiture	BF	3	0	3	3	-
Counter Claim	CC	1	1	1	0	1
Detinue	DT	2	1	4	3	1
Garnishment	GA	20	1	21	20	1
Impoundment	IM	1	0	1	1	-
Other	OT	1	0	1	1	-
Protective Order	PO	6	0	6	6	-
Prelim Prot Order	PP	10	2	10	8	2
Petition-Restore Arms	PR	0	1	1	0	1
Unlawful Detainer	UD	31	27	40	32	8
Warrant in Debt	WD	53	41	62	51	11
Civil Total		130	74	152	127	25
Pulaski Totals		1,225	1,349	1,780	1,182	598



April 2017

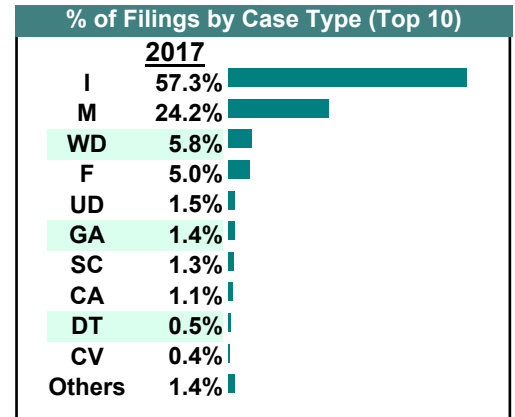
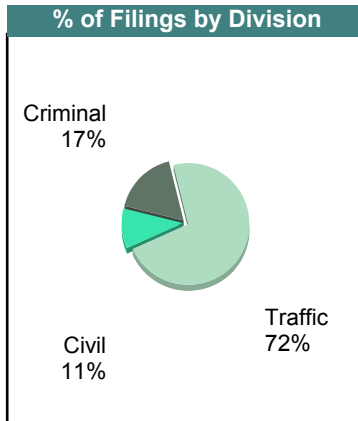
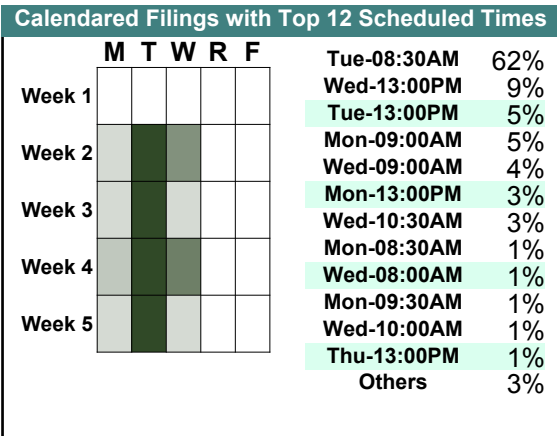
		<u>Filings</u>	<u>Hearings</u>	<u>Transactions</u>	<u>Concluded</u>	<u>Cont</u>
<u>Criminal</u>						
Capias	CA	7	24	24	12	12
Civil Violation	CV	3	6	6	6	-
Felony	F	48	136	136	34	102
Misdemeanor	M	109	269	279	119	160
Show Cause	SC	10	37	37	18	19
Criminal Total		177	472	482	189	293
<u>Traffic</u>						
Capias	CA	4	6	6	1	5
Felony	F	1	2	2	1	1
Infraction	I	475	404	607	494	113
Misdemeanor	M	127	247	248	148	100
Show Cause	SC	0	4	4	0	4
Traffic Total		607	663	867	644	223
<u>Civil</u>						
Admin License	AL	7	0	7	7	-
Bond Forfeiture	BF	3	0	3	3	-
Counter Claim	CC	0	0	1	1	-
Custody Relief	CR	0	0	1	1	-
Detinue	DT	5	3	5	4	1
Garnishment	GA	23	2	24	22	2
Impoundment	IM	3	0	3	3	-
Interrogatory	IN	6	11	17	6	11
Motion for Judgment	MJ	1	1	1	0	1
Other	OT	2	1	3	3	-
Protective Order	PO	1	0	3	3	-
Prelim Prot Order	PP	1	0	1	1	-
Petition-Restore Arms	PR	1	1	1	0	1
Show Cause	SC	9	7	12	5	7
Tenants Assertion	TA	1	0	1	1	-
Unlawful Detainer	UD	29	28	40	30	10
Warrant in Debt	WD	105	101	135	103	32
Civil Total		197	155	258	193	65
Pulaski Totals		981	1,290	1,607	1,026	581



CASELOAD STATISTICS OF THE GENERAL DISTRICT COURTS

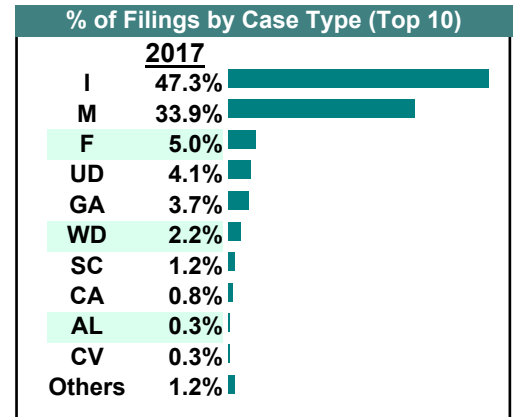
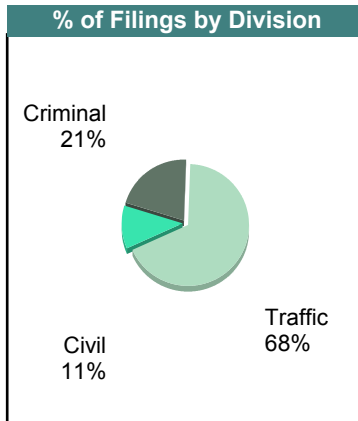
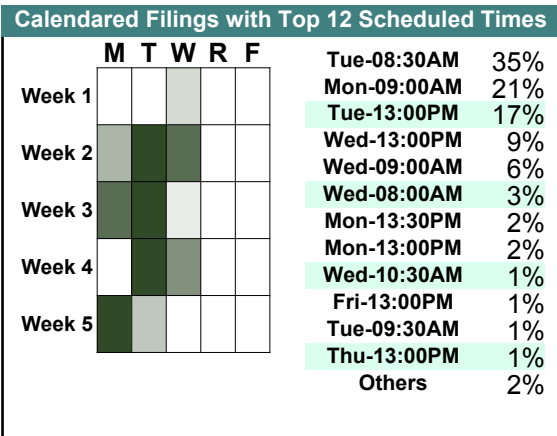
March 2017

		<u>Filings</u>	<u>Hearings</u>	<u>Transactions</u>	<u>Concluded</u>	<u>Cont</u>
<u>Criminal</u>						
Capias	CA	12	26	26	5	21
Civil Violation	CV	5	10	10	4	6
Felony	F	56	179	179	60	119
Misdemeanor	M	104	276	281	116	165
Show Cause	SC	12	28	28	10	18
Criminal Total		189	519	524	195	329
<u>Traffic</u>						
Capias	CA	0	4	4	2	2
Felony	F	0	2	2	0	2
Infraction	I	638	522	752	593	159
Misdemeanor	M	165	313	313	172	141
Show Cause	SC	2	5	5	1	4
Traffic Total		805	846	1,076	768	308
<u>Civil</u>						
Abstract	AJ	1	0	1	1	-
Admin License	AL	2	0	2	2	-
Detinue	DT	6	6	8	6	2
Garnishment	GA	16	1	22	21	1
Impoundment	IM	2	0	2	2	-
Interrogatory	IN	1	1	1	0	1
Other	OT	3	0	3	3	-
Protective Order	PO	3	2	3	1	2
Prelim Prot Order	PP	3	1	4	3	1
Petition-Restore Arms	PR	1	0	1	1	-
Unlawful Detainer	UD	17	24	37	26	11
Warrant in Debt	WD	64	68	83	54	29
Civil Total		119	103	167	120	47
Pulaski Totals		1,113	1,468	1,767	1,083	684



February 2017

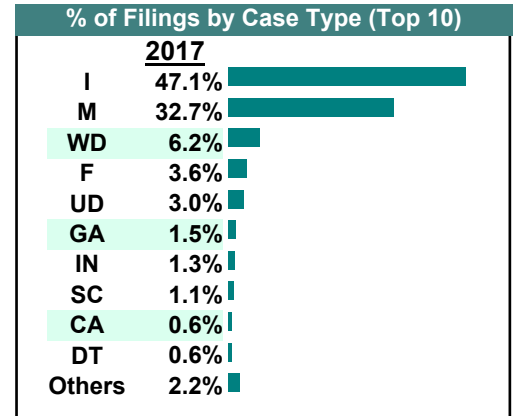
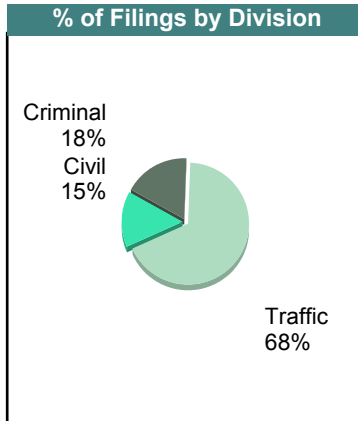
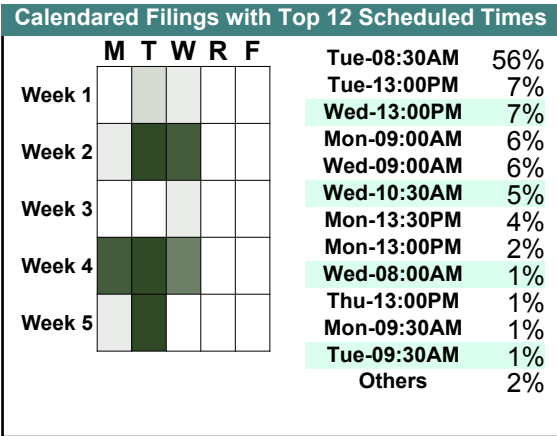
		<u>Filings</u>	<u>Hearings</u>	<u>Transactions</u>	<u>Concluded</u>	<u>Cont</u>
<u>Criminal</u>						
Capias	CA	6	22	22	9	13
Civil Violation	CV	2	2	3	1	2
Felony	F	47	183	183	83	100
Misdemeanor	M	131	317	325	171	154
Show Cause	SC	11	37	37	16	21
Criminal Total		197	561	570	280	290
<u>Traffic</u>						
Capias	CA	2	5	5	1	4
Civil Violation	CV	1	1	1	1	-
Felony	F	0	3	3	2	1
Infraction	I	448	401	604	485	119
Misdemeanor	M	190	376	377	231	146
Restricted O/L	RL	2	2	2	2	-
Show Cause	SC	0	5	5	2	3
Traffic Total		643	793	997	724	273
<u>Civil</u>						
Abstract	AJ	1	0	1	1	-
Admin License	AL	3	0	3	3	-
Bond Forfeiture	BF	1	1	2	2	-
Counter Claim	CC	0	1	1	0	1
Custody Relief	CR	0	1	1	0	1
Detinue	DT	3	2	4	4	-
Garnishment	GA	35	7	37	30	6
Other	OT	0	1	1	0	1
Protective Order	PO	3	0	3	3	-
Prelim Prot Order	PP	1	0	1	1	-
Unlawful Detainer	UD	39	38	50	33	17
Warrant in Debt	WD	21	30	36	19	17
Civil Total		107	81	140	96	43
Pulaski Totals		947	1,435	1,707	1,100	606



CASELOAD STATISTICS OF THE GENERAL DISTRICT COURTS

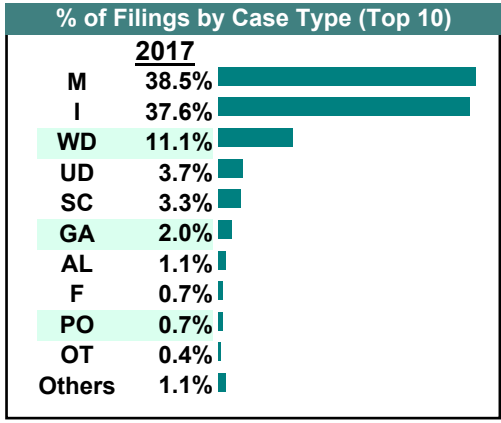
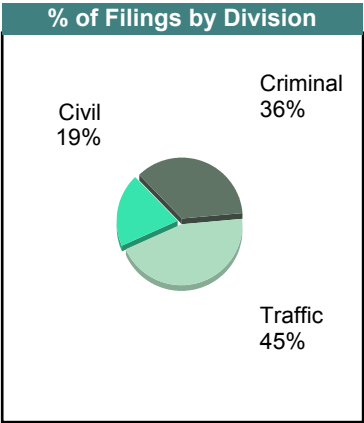
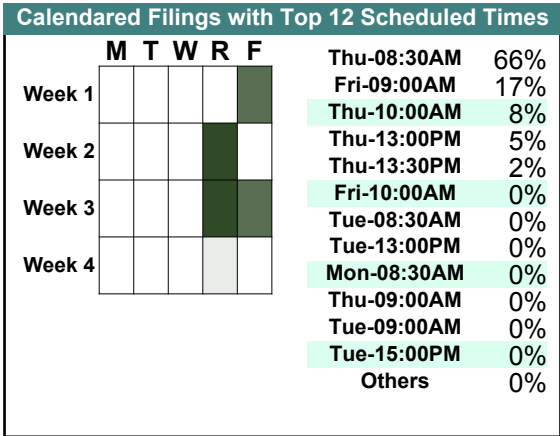
January 2017

		<u>Filings</u>	<u>Hearings</u>	<u>Transactions</u>	<u>Concluded</u>	<u>Cont</u>
<u>Criminal</u>						
Capias	CA	5	18	18	5	13
Civil Violation	CV	4	4	4	2	2
Felony	F	40	139	139	29	110
Misdemeanor	M	147	330	345	152	193
Show Cause	SC	8	33	33	13	20
Criminal Total		204	524	539	201	338
<u>Traffic</u>						
Capias	CA	2	9	9	5	4
Civil Violation	CV	1	1	1	1	-
Felony	F	2	5	5	2	3
Infraction	I	545	417	634	504	130
Misdemeanor	M	232	342	343	191	152
Show Cause	SC	2	7	7	3	4
Traffic Total		784	781	999	706	293
<u>Civil</u>						
Abstract	AJ	2	0	2	2	-
Admin License	AL	5	0	5	5	-
Bond Forfeiture	BF	0	0	1	1	-
Detinue	DT	7	8	12	6	6
Garnishment	GA	17	1	23	22	1
Impoundment	IM	2	0	2	2	-
Interrogatory	IN	15	9	20	11	9
Other	OT	1	0	1	1	-
Protective Order	PO	6	0	7	7	-
Prelim Prot Order	PP	5	0	5	5	-
Petition-Restore Arms	PR	0	0	1	1	-
Show Cause	SC	3	2	3	1	2
Unlawful Detainer	UD	35	33	44	27	17
Warrant in Debt	WD	72	75	101	71	30
Civil Total		170	128	227	162	65
Pulaski Totals		1,158	1,433	1,765	1,069	696

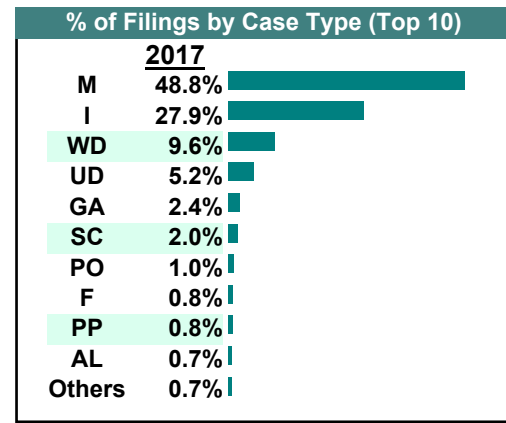
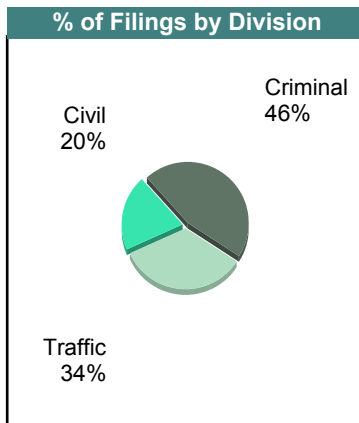
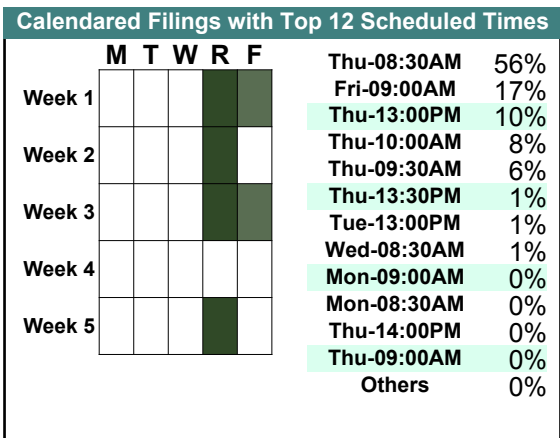


December 2017

		Filings	Hearings	Transactions	Concluded	Cont
<u>Criminal</u>						
Capias	CA	1	1	1	0	1
Civil Violation	CV	1	6	6	1	5
Felony	F	3	35	35	12	23
Misdemeanor	M	146	301	322	153	169
Show Cause	SC	14	29	29	11	18
Criminal Total		165	372	393	177	216
<u>Traffic</u>						
Capias	CA	0	2	2	1	1
Infraction	I	173	166	217	164	53
Misdemeanor	M	31	64	64	37	27
Restricted O/L	RL	1	1	1	1	-
Show Cause	SC	1	1	1	0	1
Traffic Total		206	234	285	203	82
<u>Civil</u>						
Admin License	AL	5	1	5	4	1
Garnishment	GA	9	3	16	13	3
Other	OT	2	0	2	2	-
Protective Order	PO	3	0	3	3	-
Prelim Prot Order	PP	2	1	3	2	1
Unlawful Detainer	UD	17	15	23	18	5
Warrant in Debt	WD	51	46	67	44	23
Civil Total		89	66	119	86	33
Radford Totals		460	672	797	466	331

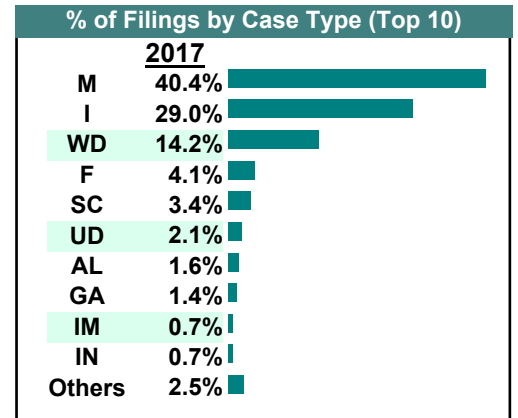
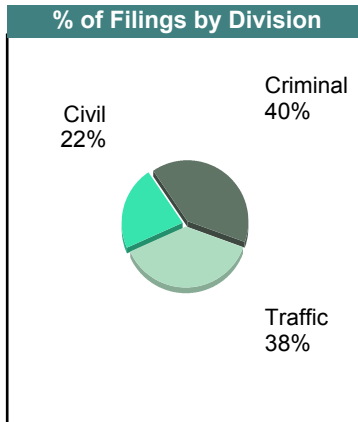
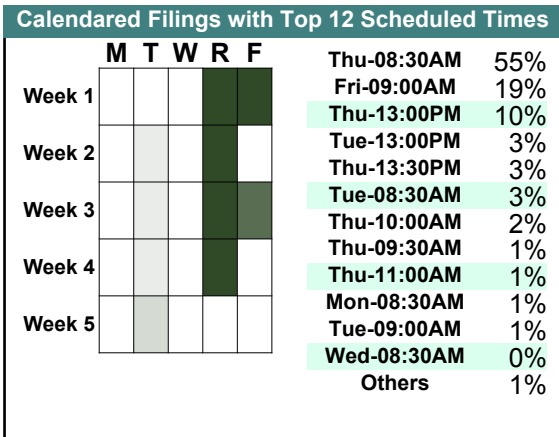


		<u>Filings</u>	<u>Hearings</u>	<u>Transactions</u>	<u>Concluded</u>	<u>Cont</u>
<u>Criminal</u>						
Capias	CA	0	3	3	2	1
Civil Violation	CV	0	3	3	1	2
Felony	F	4	39	39	10	29
Misdemeanor	M	255	437	485	260	225
Show Cause	SC	12	36	36	23	13
Criminal Total		271	518	566	296	270
<u>Traffic</u>						
Capias	CA	1	1	1	0	1
Felony	F	1	2	2	0	2
Infraction	I	165	151	213	162	51
Misdemeanor	M	34	54	54	21	33
Restricted O/L	RL	1	1	1	1	-
Traffic Total		202	209	271	184	87
<u>Civil</u>						
Admin License	AL	4	0	4	4	-
Garnishment	GA	14	6	15	9	6
Impoundment	IM	1	0	1	1	-
Other	OT	1	0	1	1	-
Protective Order	PO	6	0	6	6	-
Prelim Prot Order	PP	5	0	5	5	-
Unlawful Detainer	UD	31	24	34	25	9
Warrant in Debt	WD	57	54	76	57	19
Civil Total		119	84	142	108	34
Radford Totals		592	811	979	588	391

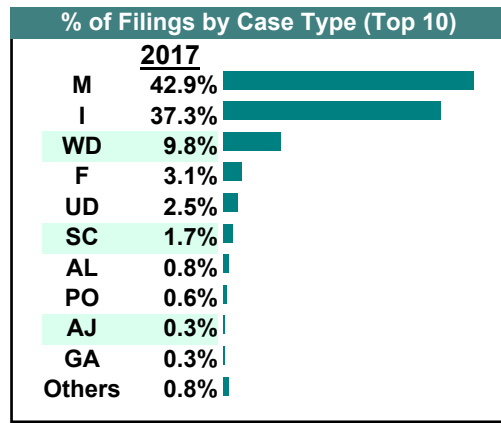
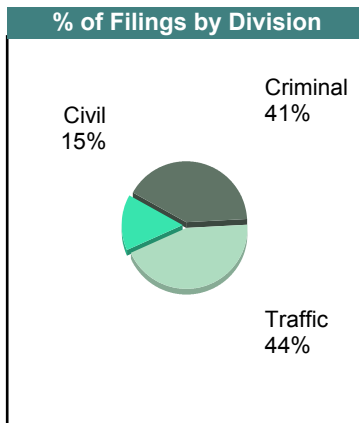
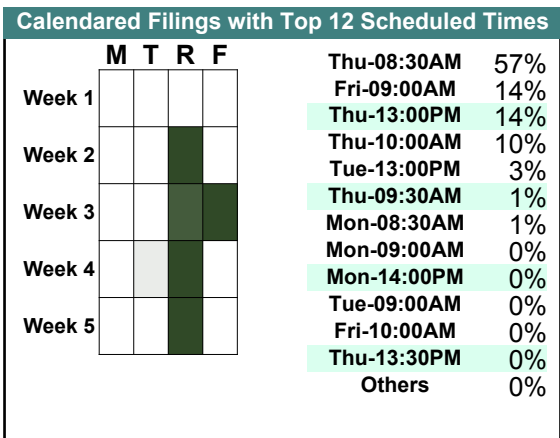


October 2017

		<u>Filings</u>	<u>Hearings</u>	<u>Transactions</u>	<u>Concluded</u>	<u>Cont</u>
<u>Criminal</u>						
Capias	CA	2	3	3	0	3
Civil Violation	CV	2	7	7	2	5
Felony	F	17	41	41	6	35
Misdemeanor	M	140	264	290	140	150
Show Cause	SC	14	39	39	12	27
Criminal Total		175	354	380	160	220
<u>Traffic</u>						
Felony	F	1	2	2	0	2
Infraction	I	127	135	182	148	34
Misdemeanor	M	37	70	70	44	26
Restricted O/L	RL	1	1	1	1	-
Traffic Total		166	208	255	193	62
<u>Civil</u>						
Abstract	AJ	1	0	1	1	-
Admin License	AL	7	0	7	7	-
Garnishment	GA	6	2	7	5	2
Impoundment	IM	3	0	3	3	-
Interrogatory	IN	3	1	5	4	1
Other	OT	2	0	2	2	-
Protective Order	PO	1	0	1	1	-
Prelim Prot Order	PP	2	0	2	2	-
Show Cause	SC	1	0	1	1	-
Unlawful Detainer	UD	9	9	12	10	2
Warrant in Debt	WD	62	60	76	47	29
Civil Total		97	72	117	83	34
Radford Totals		438	634	752	436	316

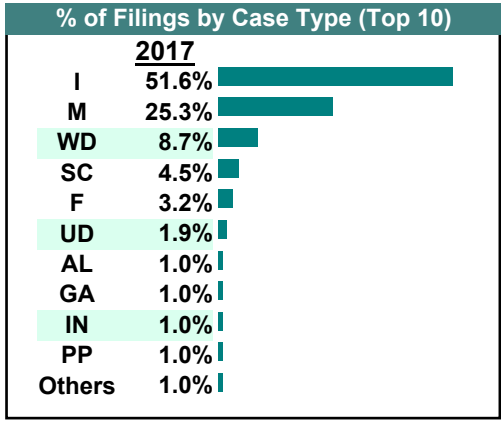
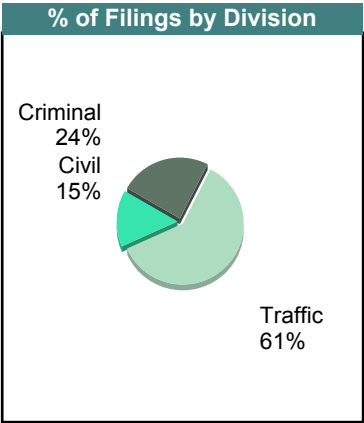
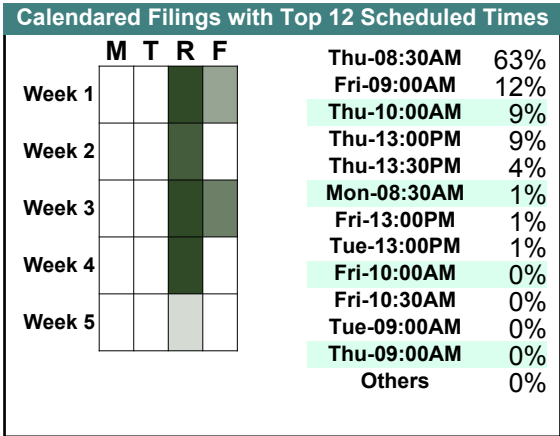


		<u>Filings</u>	<u>Hearings</u>	<u>Transactions</u>	<u>Concluded</u>	<u>Cont</u>
<u>Criminal</u>						
Capias	CA	0	2	2	1	1
Civil Violation	CV	0	4	4	1	3
Felony	F	11	31	31	7	24
Misdemeanor	M	129	281	295	133	162
Show Cause	SC	6	21	21	6	15
Criminal Total		146	339	353	148	205
<u>Traffic</u>						
Infraction	I	133	127	182	136	46
Misdemeanor	M	24	52	52	28	24
Restricted O/L	RL	1	1	1	1	-
Show Cause	SC	0	1	1	1	-
Traffic Total		158	181	236	166	70
<u>Civil</u>						
Abstract	AJ	1	0	1	1	-
Admin License	AL	3	0	3	3	-
Bond Forfeiture	BF	0	0	1	1	-
Garnishment	GA	1	0	2	2	-
Impoundment	IM	1	0	1	1	-
Other	OT	1	0	1	1	-
Protective Order	PO	2	0	2	2	-
Unlawful Detainer	UD	9	6	11	8	3
Warrant in Debt	WD	35	35	46	35	11
Civil Total		53	41	68	54	14
Radford Totals		357	561	657	368	289

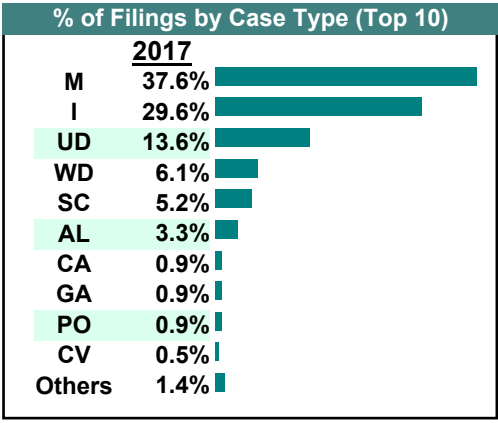
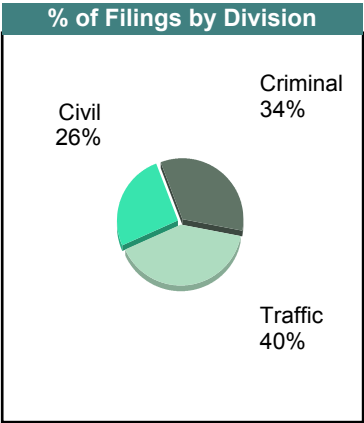
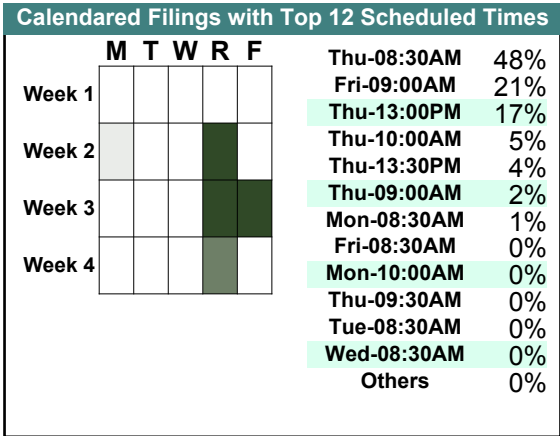


August 2017

		Filings	Hearings	Transactions	Concluded	Cont
<u>Criminal</u>						
Capias	CA	0	3	3	2	1
Civil Violation	CV	1	4	4	0	4
Felony	F	10	31	31	3	28
Misdemeanor	M	50	186	195	68	127
Show Cause	SC	14	24	24	10	14
Criminal Total		75	248	257	83	174
<u>Traffic</u>						
Capias	CA	0	2	2	1	1
Infraction	I	161	204	273	219	54
Misdemeanor	M	29	63	63	31	32
Show Cause	SC	0	2	2	0	2
Traffic Total		190	271	340	251	89
<u>Civil</u>						
Admin License	AL	3	0	3	3	-
Garnishment	GA	3	1	4	3	1
Interrogatory	IN	3	2	3	1	2
Protective Order	PO	2	0	2	2	-
Prelim Prot Order	PP	3	0	3	3	-
Tenants Assertion	TA	0	0	1	1	-
Unlawful Detainer	UD	6	6	10	7	3
Warrant in Debt	WD	27	31	35	22	13
Civil Total		47	40	61	42	19
Radford Totals		312	559	658	376	282

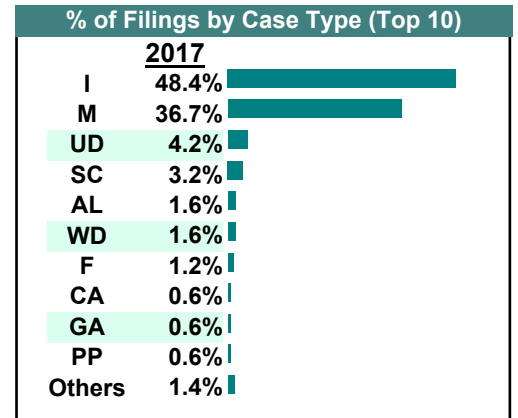
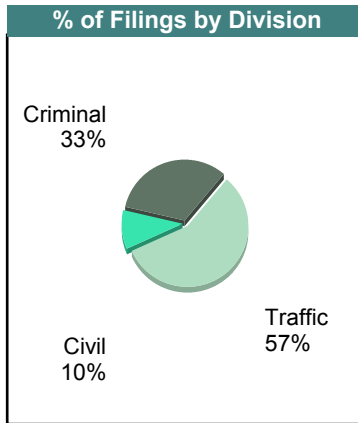
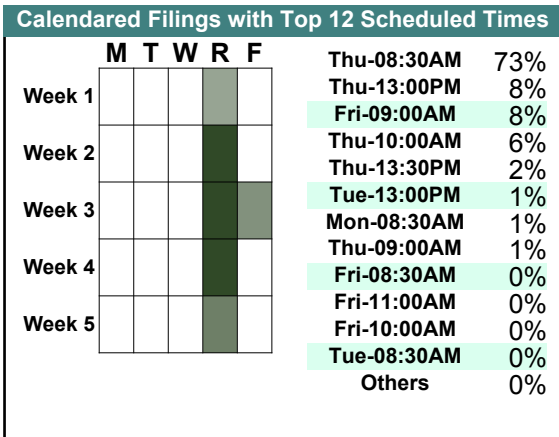


		Filings	Hearings	Transactions	Concluded	Cont
<u>Criminal</u>						
Capias	CA	1	4	4	1	3
Civil Violation	CV	1	2	2	0	2
Felony	F	1	5	5	1	4
Misdemeanor	M	59	148	153	67	86
Show Cause	SC	10	21	21	7	14
Criminal Total		72	180	185	76	109
<u>Traffic</u>						
Capias	CA	1	1	1	0	1
Infraction	I	63	70	85	55	30
Misdemeanor	M	21	34	34	21	13
Show Cause	SC	1	2	2	0	2
Traffic Total		86	107	122	76	46
<u>Civil</u>						
Admin License	AL	7	0	7	7	-
Bond Forfeiture	BF	0	1	1	1	-
Garnishment	GA	2	1	2	1	1
Impoundment	IM	1	0	1	1	-
Protective Order	PO	2	0	2	2	-
Prelim Prot Order	PP	1	0	1	1	-
Unlawful Detainer	UD	29	19	39	36	3
Warrant in Debt	WD	13	13	16	11	5
Civil Total		55	34	69	60	9
Radford Totals		213	321	376	212	164




June 2017

		<u>Filings</u>	<u>Hearings</u>	<u>Transactions</u>	<u>Concluded</u>	<u>Cont</u>
<u>Criminal</u>						
Capias	CA	2	2	2	0	2
Civil Violation	CV	2	7	7	3	4
Felony	F	6	61	61	38	23
Misdemeanor	M	143	331	351	148	203
Show Cause	SC	11	29	29	14	15
Criminal Total		164	430	450	203	247
<u>Traffic</u>						
Capias	CA	1	4	4	2	2
Infraction	I	244	243	296	169	127
Misdemeanor	M	42	87	88	37	51
Restricted O/L	RL	1	1	1	1	-
Show Cause	SC	0	2	2	2	-
Traffic Total		288	337	391	211	180
<u>Civil</u>						
Abstract	AJ	1	0	1	1	-
Admin License	AL	8	0	9	9	-
Detinue	DT	0	1	2	1	1
Garnishment	GA	3	0	3	3	-
Impoundment	IM	1	0	1	1	-
Interrogatory	IN	0	0	4	4	-
Other	OT	1	0	1	1	-
Protective Order	PO	1	0	1	1	-
Prelim Prot Order	PP	3	0	3	3	-
Show Cause	SC	5	0	5	5	-
Tenants Assertion	TA	0	1	1	0	1
Unlawful Detainer	UD	21	21	27	19	8
Warrant in Debt	WD	8	12	24	15	9
Civil Total		52	35	82	63	19
Radford Totals		504	802	923	477	446

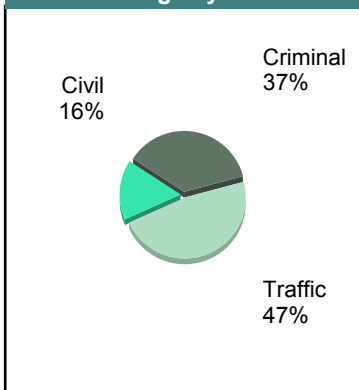


		Filings	Hearings	Transactions	Concluded	Cont
<u>Criminal</u>						
Capias	CA	1	3	3	2	1
Civil Violation	CV	0	10	10	8	2
Felony	F	13	62	62	15	47
Misdemeanor	M	146	344	364	174	190
Show Cause	SC	10	23	23	9	14
Criminal Total		170	442	462	208	254
<u>Traffic</u>						
Capias	CA	0	3	3	3	-
Infraction	I	189	175	238	194	44
Misdemeanor	M	28	70	70	40	30
Restricted O/L	RL	2	2	2	2	-
Show Cause	SC	1	2	2	1	1
Traffic Total		220	252	315	240	75
<u>Civil</u>						
Abstract	AJ	1	0	1	1	-
Admin License	AL	4	0	4	4	-
Detinue	DT	1	1	1	0	1
Garnishment	GA	10	0	10	10	-
Other	OT	4	0	4	4	-
Protective Order	PO	1	0	1	1	-
Tenants Assertion	TA	1	1	1	0	1
Unlawful Detainer	UD	30	28	37	28	9
Warrant in Debt	WD	22	29	48	33	15
Civil Total		74	59	107	81	26
Radford Totals		464	753	884	529	355

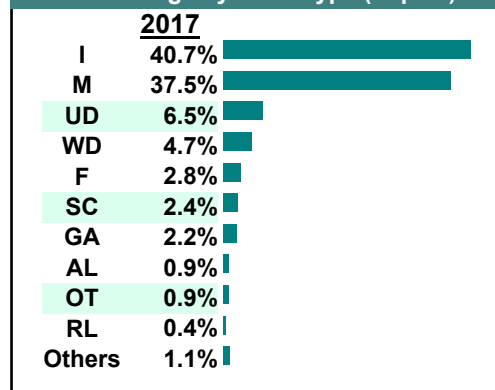
Calendared Filings with Top 12 Scheduled Times



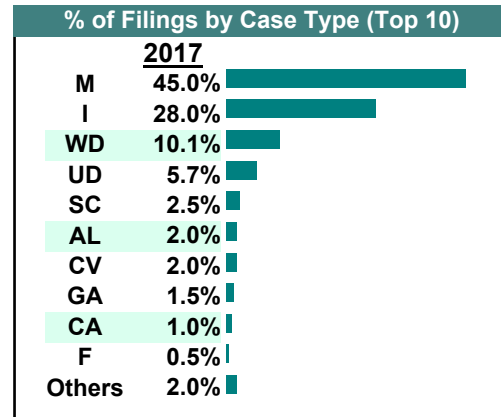
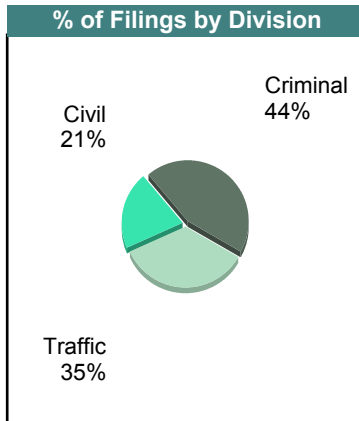
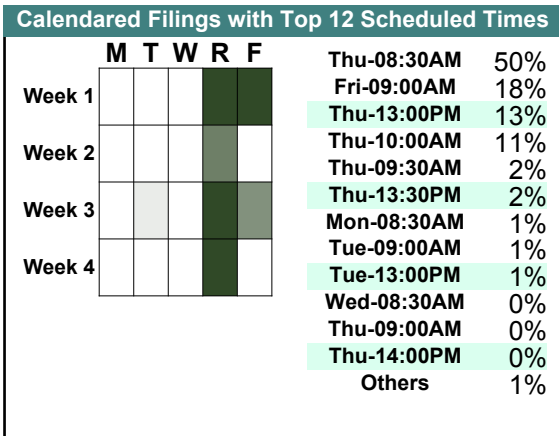
% of Filings by Division



% of Filings by Case Type (Top 10)




		<u>Filings</u>	<u>Hearings</u>	<u>Transactions</u>	<u>Concluded</u>	<u>Cont</u>
<u>Criminal</u>						
Capias	CA	2	4	4	2	2
Civil Violation	CV	8	10	10	1	9
Felony	F	2	32	32	9	23
Misdemeanor	M	160	274	305	144	161
Show Cause	SC	9	31	31	10	21
Criminal Total		181	351	382	166	216
<u>Traffic</u>						
Capias	CA	2	5	5	0	5
Infraction	I	114	105	145	114	31
Misdemeanor	M	23	39	39	23	16
Restricted O/L	RL	2	2	2	2	-
Show Cause	SC	1	2	2	1	1
Traffic Total		142	153	193	140	53
<u>Civil</u>						
Admin License	AL	8	0	8	8	-
Garnishment	GA	6	0	6	6	-
Interrogatory	IN	2	2	3	1	2
Protective Order	PO	2	0	2	2	-
Prelim Prot Order	PP	2	1	3	2	1
Unlawful Detainer	UD	23	19	27	24	3
Warrant in Debt	WD	41	22	59	43	16
Civil Total		84	44	108	86	22
Radford Totals		407	548	683	392	291

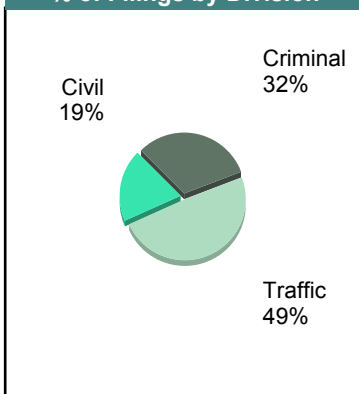


		<u>Filings</u>	<u>Hearings</u>	<u>Transactions</u>	<u>Concluded</u>	<u>Cont</u>
<u>Criminal</u>						
Capias	CA	0	6	6	2	4
Civil Violation	CV	3	5	5	0	5
Felony	F	12	66	66	7	59
Misdemeanor	M	192	364	416	240	176
Show Cause	SC	9	19	19	4	15
Criminal Total		216	460	512	253	259
<u>Traffic</u>						
Capias	CA	1	2	2	0	2
Infraction	I	286	248	331	259	72
Misdemeanor	M	46	86	86	37	49
Restricted O/L	RL	1	1	1	1	-
Show Cause	SC	2	6	6	2	4
Traffic Total		336	343	426	299	127
<u>Civil</u>						
Admin License	AL	8	0	8	8	-
Bond Forfeiture	BF	1	0	1	1	-
Garnishment	GA	2	0	3	3	-
Protective Order	PO	3	0	3	3	-
Prelim Prot Order	PP	1	0	2	2	-
Unlawful Detainer	UD	19	18	30	26	4
Warrant in Debt	WD	97	74	121	94	27
Civil Total		131	92	168	137	31
Radford Totals		683	895	1,106	689	417

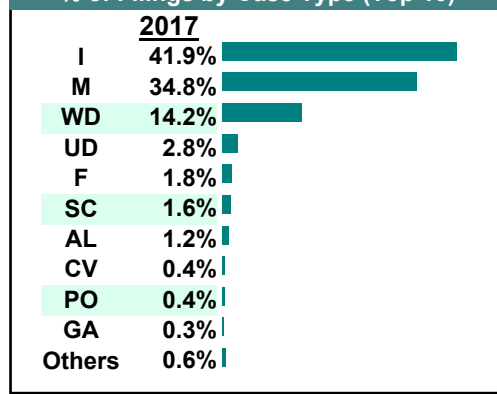
Calendared Filings with Top 12 Scheduled Times



% of Filings by Division

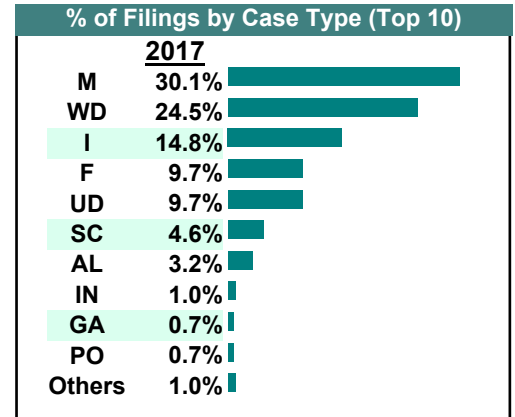
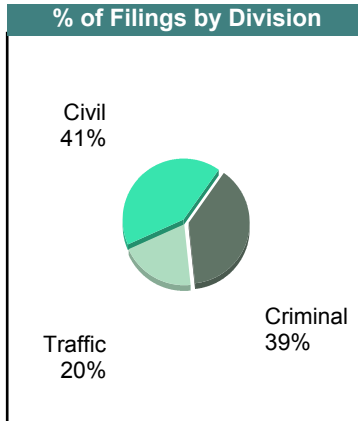
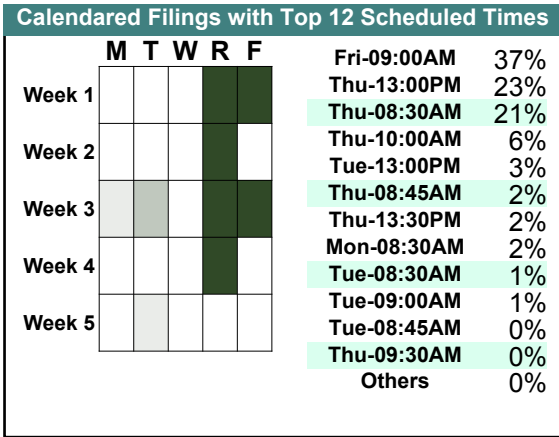


% of Filings by Case Type (Top 10)

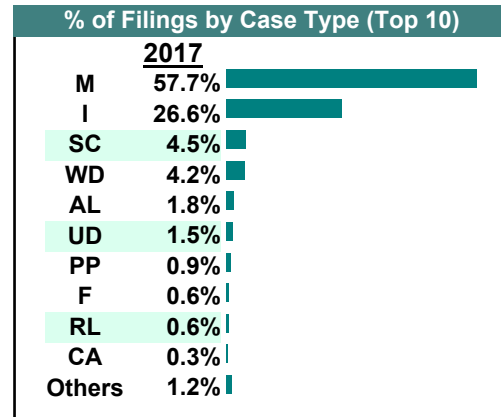
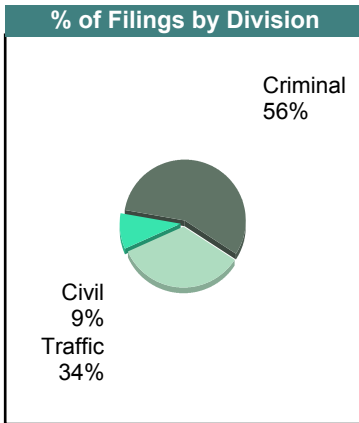
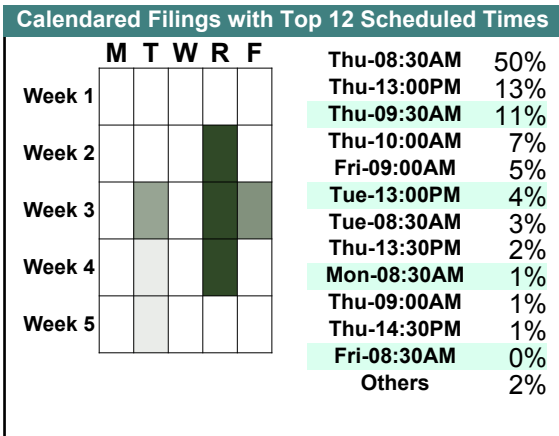


February 2017

		<u>Filings</u>	<u>Hearings</u>	<u>Transactions</u>	<u>Concluded</u>	<u>Cont</u>
<u>Criminal</u>						
Capias	CA	1	3	3	1	2
Civil Violation	CV	0	4	4	3	1
Felony	F	40	116	116	19	97
Misdemeanor	M	105	318	327	121	206
Show Cause	SC	14	28	28	12	16
Criminal Total		160	469	478	156	322
<u>Traffic</u>						
Infraction	I	61	79	94	53	41
Misdemeanor	M	19	36	36	10	26
Show Cause	SC	2	3	3	1	2
Traffic Total		82	118	133	64	69
<u>Civil</u>						
Abstract	AJ	1	0	1	1	-
Admin License	AL	13	1	13	12	1
Bond Forfeiture	BF	0	1	1	0	1
Garnishment	GA	3	0	4	4	-
Interrogatory	IN	4	3	10	7	3
Protective Order	PO	3	0	3	3	-
Prelim Prot Order	PP	2	0	2	2	-
Show Cause	SC	3	0	3	3	-
Tenants Assertion	TA	0	0	1	1	-
Unlawful Detainer	UD	40	33	46	32	14
Warrant in Debt	WD	101	74	107	83	24
Civil Total		170	112	191	148	43
Radford Totals		412	699	802	368	434



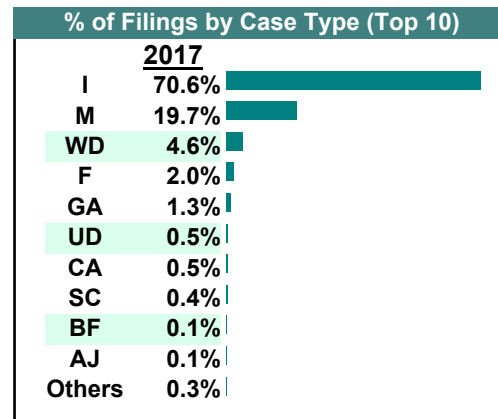
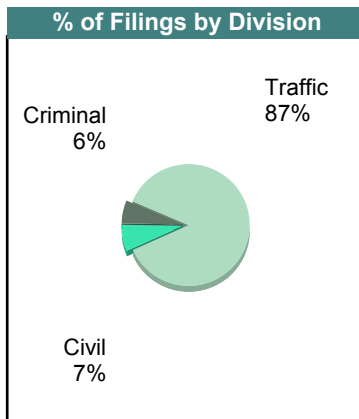
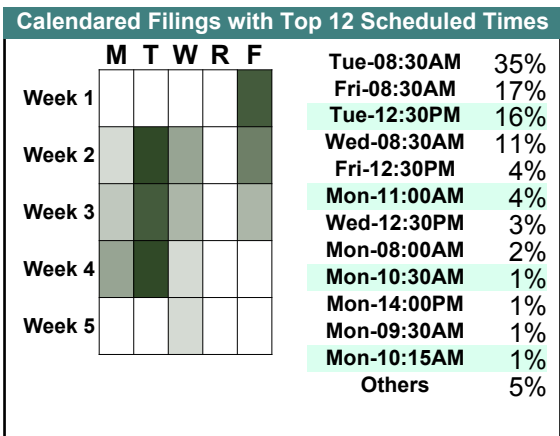
		<u>Filings</u>	<u>Hearings</u>	<u>Transactions</u>	<u>Concluded</u>	<u>Cont</u>
<u>Criminal</u>						
Capias	CA	0	4	4	1	3
Civil Violation	CV	1	5	5	2	3
Felony	F	2	36	36	21	15
Misdemeanor	M	170	368	390	144	246
Show Cause	SC	14	27	27	15	12
Criminal Total		187	440	462	183	279
<u>Traffic</u>						
Capias	CA	1	3	3	0	3
Infraction	I	88	103	143	107	36
Misdemeanor	M	21	43	43	13	30
Restricted O/L	RL	2	2	2	2	-
Show Cause	SC	1	2	2	1	1
Traffic Total		113	153	193	123	70
<u>Civil</u>						
Admin License	AL	6	0	6	6	-
Garnishment	GA	1	0	2	2	-
Impoundment	IM	1	0	1	1	-
Other	OT	1	0	1	1	-
Prelim Prot Order	PP	3	1	4	3	1
Unlawful Detainer	UD	5	6	10	5	5
Warrant in Debt	WD	14	14	18	14	4
Civil Total		31	21	42	32	10
Radford Totals		331	614	697	338	359



CASELOAD STATISTICS OF THE GENERAL DISTRICT COURTS

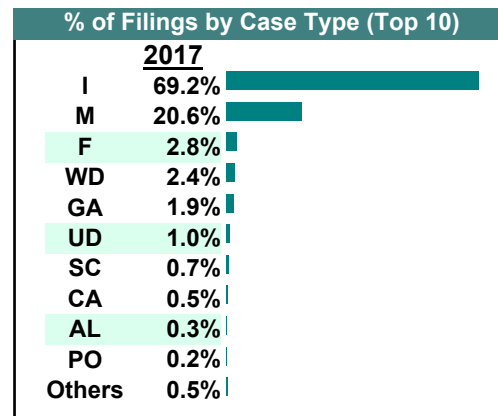
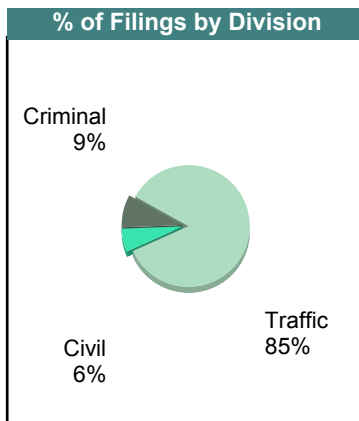
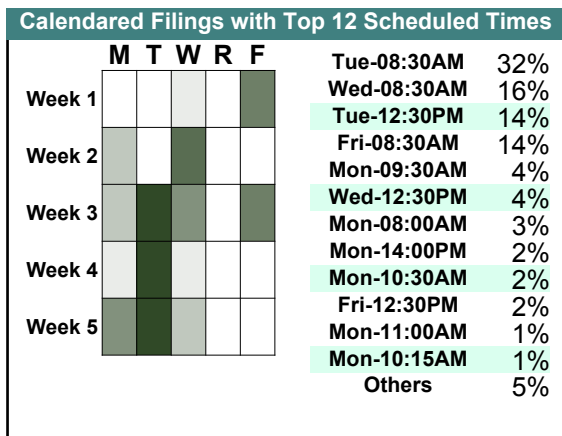
December 2017

		<u>Filings</u>	<u>Hearings</u>	<u>Transactions</u>	<u>Concluded</u>	<u>Cont</u>
<u>Criminal</u>						
Capias	CA	8	18	18	3	15
Civil Violation	CV	1	6	6	4	2
Felony	F	42	185	201	58	143
Misdemeanor	M	75	238	245	106	139
Show Cause	SC	8	19	19	10	9
Criminal Total		134	466	489	181	308
<u>Traffic</u>						
Capias	CA	2	5	5	1	4
Civil Violation	CV	1	1	1	0	1
Felony	F	2	7	7	2	5
Infraction	I	1,554	760	1,725	1,557	168
Misdemeanor	M	358	599	599	369	230
Show Cause	SC	0	3	3	2	1
Traffic Total		1,917	1,375	2,340	1,931	409
<u>Civil</u>						
Abstract	AJ	2	0	2	2	-
Admin License	AL	2	0	2	2	-
Bond Forfeiture	BF	3	5	5	1	4
Garnishment	GA	28	4	34	30	4
Overweight	OC	2	0	2	2	-
Unlawful Detainer	UD	12	11	14	11	3
Warrant in Debt	WD	102	100	122	74	48
Civil Total		151	120	181	122	59
Wythe Totals		2,202	1,961	3,010	2,234	776



November 2017

		Filings	Hearings	Transactions	Concluded	Cont
<u>Criminal</u>						
Capias	CA	3	11	11	7	4
Civil Violation	CV	3	6	6	2	4
Felony	F	52	192	202	55	147
Misdemeanor	M	101	269	277	124	152
Show Cause	SC	12	27	27	9	18
Criminal Total		171	505	523	197	325
<u>Traffic</u>						
Capias	CA	6	10	10	6	4
Felony	F	2	9	10	4	6
Infraction	I	1,351	677	1,506	1,383	122
Misdemeanor	M	302	588	588	396	191
Show Cause	SC	1	10	10	6	4
Traffic Total		1,662	1,294	2,124	1,795	327
<u>Civil</u>						
Admin License	AL	5	2	5	3	-
Bond Forfeiture	BF	2	2	6	4	2
Detinue	DT	1	1	1	1	-
Garnishment	GA	38	8	42	34	7
Protective Order	PO	4	0	6	6	-
Prelim Prot Order	PP	4	0	4	4	-
Petition-Restore Arms	PR	0	0	1	1	-
Unlawful Detainer	UD	19	12	22	18	4
Warrant in Debt	WD	46	49	64	40	24
Civil Total		119	74	151	111	37
Wythe Totals		1,952	1,873	2,798	2,103	689

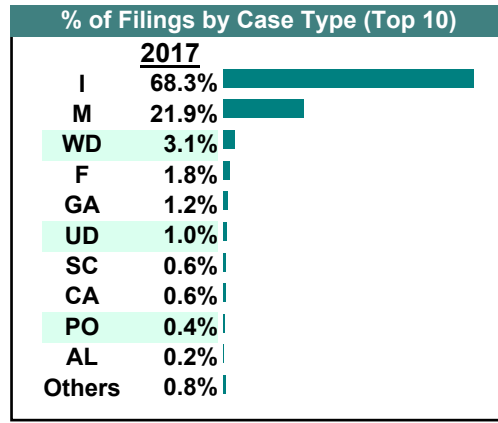
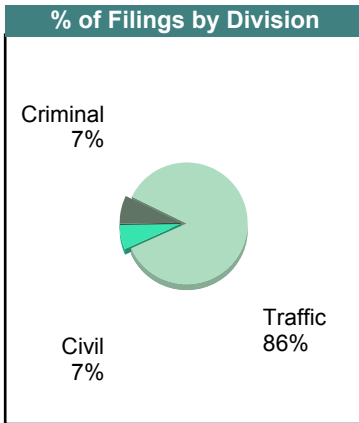
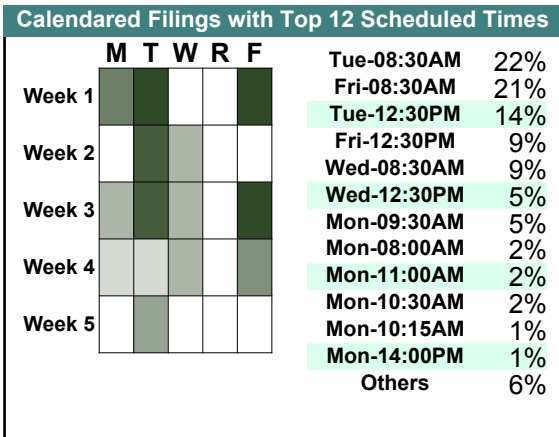


CASELOAD STATISTICS OF THE GENERAL DISTRICT COURTS

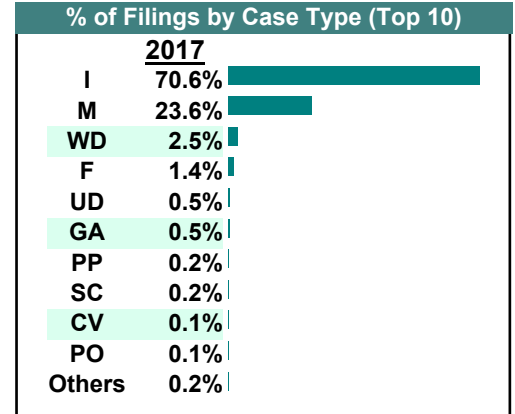
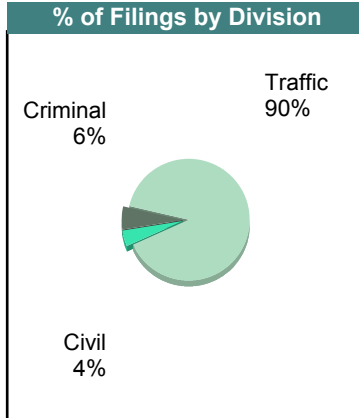
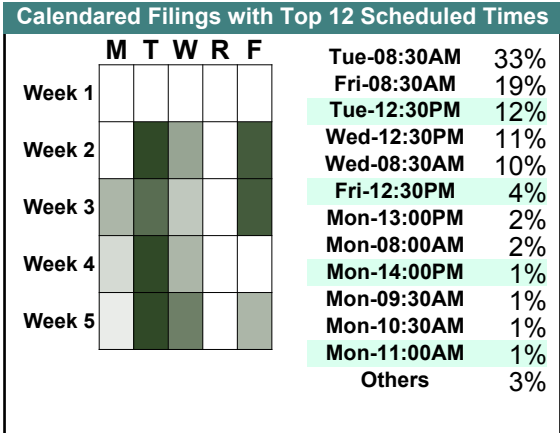
October 2017

Wythe
District: 27

		<u>Filings</u>	<u>Hearings</u>	<u>Transactions</u>	<u>Concluded</u>	<u>Cont</u>
<u>Criminal</u>						
Capias	CA	12	29	29	9	20
Civil Violation	CV	3	13	13	3	10
Felony	F	42	228	245	75	170
Misdemeanor	M	114	343	350	141	209
Show Cause	SC	11	20	20	5	15
Criminal Total		182	633	657	233	424
<u>Traffic</u>						
Capias	CA	3	5	5	3	2
Civil Violation	CV	1	1	1	1	-
Felony	F	4	7	8	1	7
Infraction	I	1,719	888	1,888	1,693	195
Misdemeanor	M	437	714	714	414	300
Show Cause	SC	5	9	9	2	7
Traffic Total		2,169	1,624	2,625	2,114	511
<u>Civil</u>						
Abstract	AJ	1	0	1	1	-
Admin License	AL	4	0	4	4	-
Bond Forfeiture	BF	3	6	7	2	5
Detinue	DT	1	1	2	1	1
Garnishment	GA	30	4	31	27	4
Impoundment	IM	4	0	4	4	-
Other	OT	3	0	3	3	-
Protective Order	PO	9	2	10	8	2
Prelim Prot Order	PP	3	0	3	3	-
Petition-Restore Arms	PR	1	1	2	1	1
Unlawful Detainer	UD	26	19	28	27	1
Warrant in Debt	WD	79	75	98	77	21
Civil Total		164	108	193	158	35
Wythe Totals		2,515	2,365	3,475	2,505	970

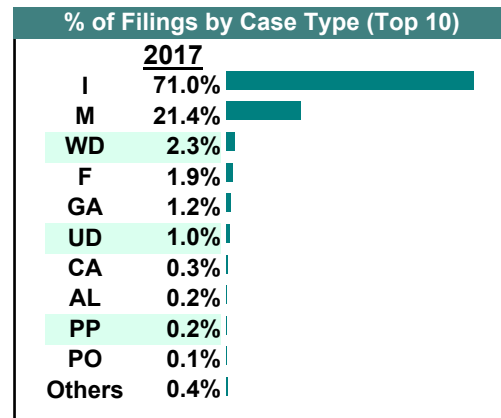
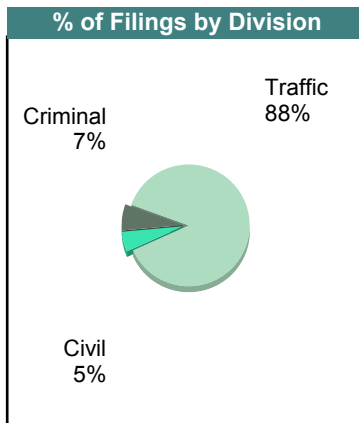
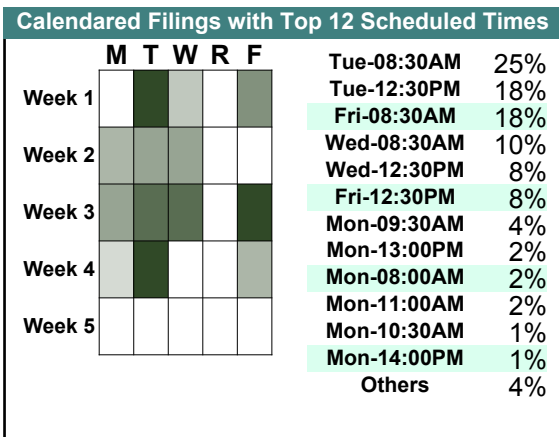


		<u>Filings</u>	<u>Hearings</u>	<u>Transactions</u>	<u>Concluded</u>	<u>Cont</u>
<u>Criminal</u>						
Capias	CA	3	8	8	4	4
Civil Violation	CV	4	6	6	0	6
Felony	F	44	203	218	54	164
Misdemeanor	M	148	356	378	178	200
Show Cause	SC	3	12	12	5	7
Criminal Total		202	585	622	241	381
<u>Traffic</u>						
Capias	CA	0	3	3	3	-
Felony	F	1	4	4	2	2
Infraction	I	2,306	1,144	2,591	2,432	159
Misdemeanor	M	622	915	915	631	284
Show Cause	SC	4	7	7	1	6
Traffic Total		2,933	2,073	3,520	3,069	451
<u>Civil</u>						
Bond Forfeiture	BF	3	1	3	2	1
Detinue	DT	1	1	1	1	-
Garnishment	GA	16	0	20	20	-
Interrogatory	IN	1	1	1	0	1
Protective Order	PO	4	1	4	3	1
Prelim Prot Order	PP	8	0	8	8	-
Unlawful Detainer	UD	17	11	19	16	3
Warrant in Debt	WD	83	54	92	76	16
Civil Total		133	69	148	126	22
Wythe Totals		3,268	2,727	4,290	3,436	854



August 2017

		<u>Filings</u>	<u>Hearings</u>	<u>Transactions</u>	<u>Concluded</u>	<u>Cont</u>
<u>Criminal</u>						
Capias	CA	7	11	11	3	8
Civil Violation	CV	1	5	5	3	2
Felony	F	59	183	194	37	157
Misdemeanor	M	149	308	319	152	167
Motion	MO	2	2	2	2	-
Show Cause	SC	2	8	8	3	5
Criminal Total		220	517	539	200	339
<u>Traffic</u>						
Capias	CA	3	6	6	2	4
Felony	F	1	4	5	2	3
Infraction	I	2,273	1,159	2,525	2,275	250
Misdemeanor	M	535	815	815	517	298
Show Cause	SC	1	1	1	0	1
Traffic Total		2,813	1,985	3,352	2,796	556
<u>Civil</u>						
Abstract	AJ	1	0	1	1	-
Admin License	AL	7	0	7	7	-
Bond Forfeiture	BF	0	1	1	0	1
Detinue	DT	3	3	4	3	1
Garnishment	GA	37	5	40	35	5
Impoundment	IM	2	0	2	2	-
Other	OT	1	0	1	1	-
Protective Order	PO	4	0	4	4	-
Prelim Prot Order	PP	5	0	5	5	-
Petition-Restore Arms	PR	1	1	1	0	1
Unlawful Detainer	UD	31	21	32	31	1
Warrant in Debt	WD	75	60	93	79	14
Civil Total		167	91	191	168	23
Wythe Totals		3,200	2,593	4,082	3,164	918



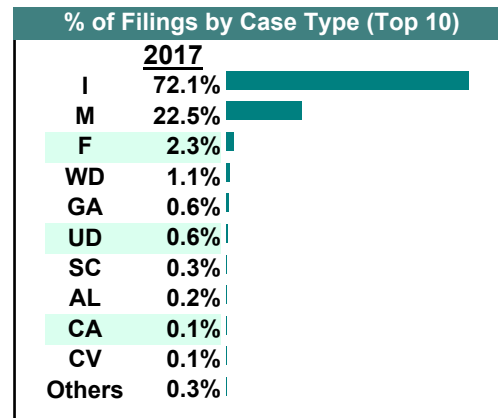
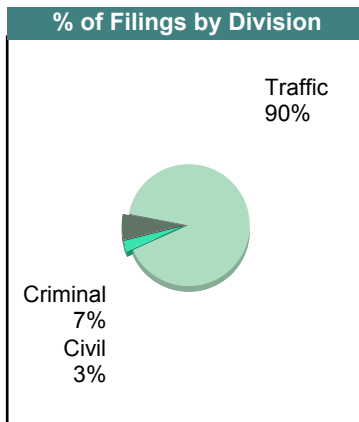
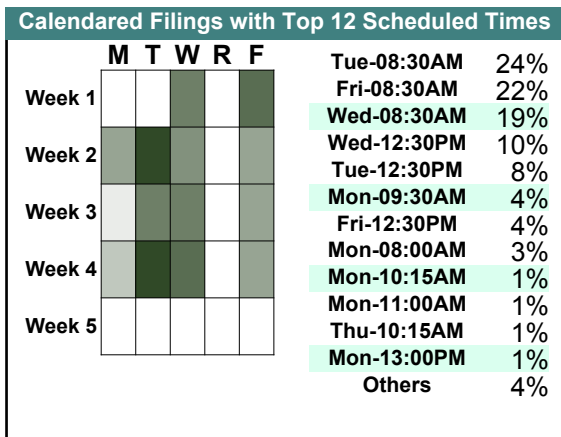
CASELOAD STATISTICS OF THE GENERAL DISTRICT COURTS

July 2017

Wythe

District: 27

		<u>Filings</u>	<u>Hearings</u>	<u>Transactions</u>	<u>Concluded</u>	<u>Cont</u>
<u>Criminal</u>						
Capias	CA	1	8	8	5	3
Civil Violation	CV	3	7	7	1	6
Felony	F	54	145	149	26	123
Misdemeanor	M	118	293	298	103	195
Show Cause	SC	4	16	16	8	8
Criminal Total		180	469	478	143	335
<u>Traffic</u>						
Capias	CA	2	6	6	2	4
Felony	F	4	10	11	2	9
Infraction	I	1,851	952	2,097	1,847	250
Misdemeanor	M	460	716	716	432	284
Show Cause	SC	3	5	5	3	2
Traffic Total		2,320	1,689	2,835	2,286	549
<u>Civil</u>						
Admin License	AL	4	0	4	4	-
Bond Forfeiture	BF	0	0	1	1	-
Detinue	DT	1	2	2	1	1
Garnishment	GA	16	2	20	18	2
Impoundment	IM	2	0	2	2	-
Other	OT	1	0	1	1	-
Protective Order	PO	0	0	1	1	-
Prelim Prot Order	PP	3	0	3	3	-
Unlawful Detainer	UD	15	16	18	15	3
Warrant in Debt	WD	27	29	39	29	10
Civil Total		69	49	91	75	16
Wythe Totals		2,569	2,207	3,404	2,504	900



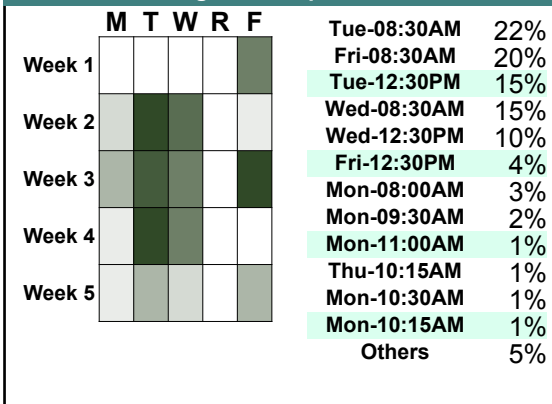
CASELOAD STATISTICS OF THE GENERAL DISTRICT COURTS

June 2017

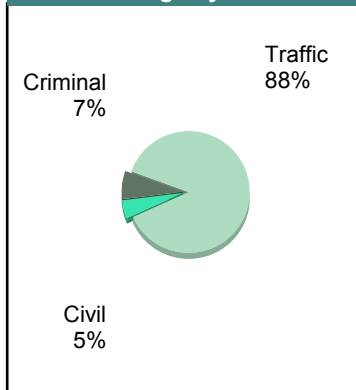
Wythe
District: 27

		<u>Filings</u>	<u>Hearings</u>	<u>Transactions</u>	<u>Concluded</u>	<u>Cont</u>
<u>Criminal</u>						
Capias	CA	4	11	11	4	7
Civil Violation	CV	1	3	3	0	3
Felony	F	84	241	245	56	189
Misdemeanor	M	133	308	313	111	202
Show Cause	SC	12	16	16	7	9
Criminal Total		234	579	588	178	410
<u>Traffic</u>						
Capias	CA	2	6	6	1	5
Felony	F	1	3	4	1	3
Infraction	I	2,159	938	2,300	2,027	273
Misdemeanor	M	581	843	844	487	357
Show Cause	SC	2	4	4	1	3
Traffic Total		2,745	1,794	3,158	2,517	641
<u>Civil</u>						
Abstract	AJ	1	0	1	1	-
Admin License	AL	9	0	9	9	-
Bond Forfeiture	BF	0	2	3	1	2
Detinue	DT	1	1	1	1	-
Garnishment	GA	30	4	31	27	4
Impoundment	IM	3	0	3	3	-
Other	OT	3	0	3	3	-
Protective Order	PO	1	1	2	1	1
Prelim Prot Order	PP	1	0	1	1	-
Unlawful Detainer	UD	21	15	27	21	6
Warrant in Debt	WD	77	62	90	67	23
Civil Total		147	85	171	135	36
Wythe Totals		3,126	2,458	3,917	2,830	1,087

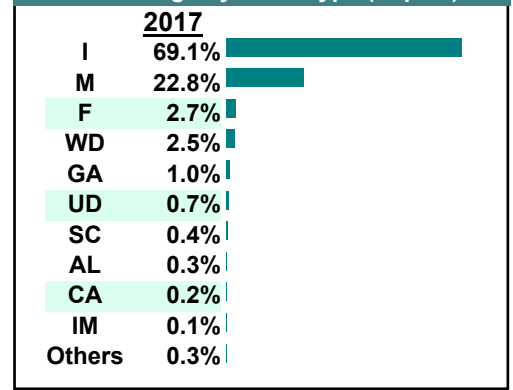
Calendared Filings with Top 12 Scheduled Times



% of Filings by Division



% of Filings by Case Type (Top 10)



May 2017

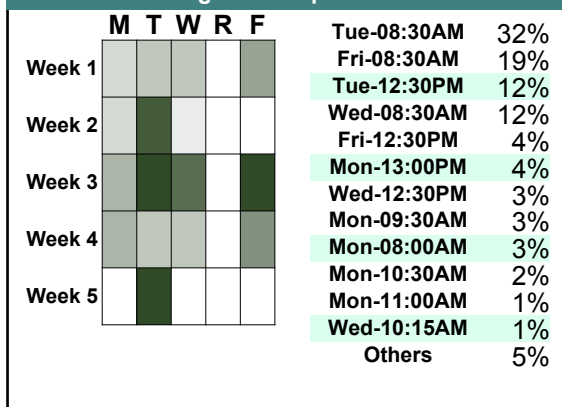
		Filings	Hearings	Transactions	Concluded	Cont
<u>Criminal</u>						
Capias	CA	5	14	14	5	9
Civil Violation	CV	0	5	5	2	3
Felony	F	49	156	208	83	125
Misdemeanor	M	176	474	485	216	269
Show Cause	SC	7	15	15	8	7
Criminal Total		237	664	727	314	413

		Filings	Hearings	Transactions	Concluded	Cont
<u>Traffic</u>						
Capias	CA	2	5	5	2	3
Felony	F	3	6	6	1	5
Infraction	I	1,659	752	1,815	1,659	156
Misdemeanor	M	442	659	659	392	267
Show Cause	SC	0	2	2	1	1
Traffic Total		2,106	1,424	2,487	2,055	432

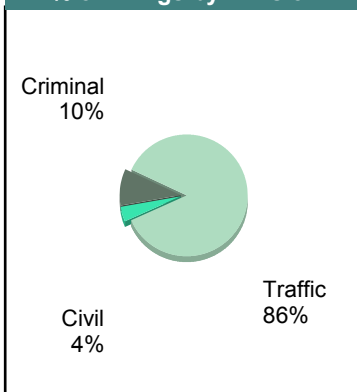
		Filings	Hearings	Transactions	Concluded	Cont
<u>Civil</u>						
Admin License	AL	4	0	4	4	-
Bond Forfeiture	BF	3	2	5	3	2
Detinue	DT	2	1	2	2	-
Garnishment	GA	17	1	19	18	1
Impoundment	IM	1	0	1	1	-
Other	OT	1	0	1	1	-
Protective Order	PO	2	0	2	2	-
Prelim Prot Order	PP	2	0	2	2	-
Unlawful Detainer	UD	14	10	16	15	1
Warrant in Debt	WD	51	52	60	46	14
Civil Total		97	66	112	94	18

Wythe Totals		2,440	2,154	3,326	2,463	863
---------------------	--	--------------	--------------	--------------	--------------	------------

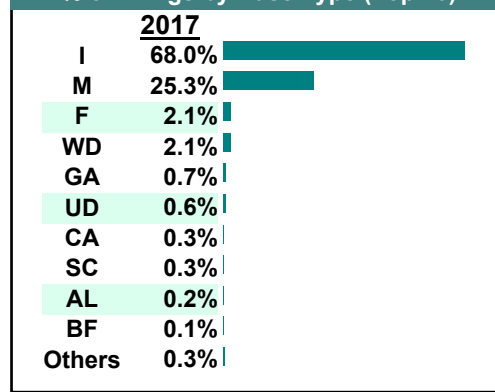
Calendared Filings with Top 12 Scheduled Times



% of Filings by Division

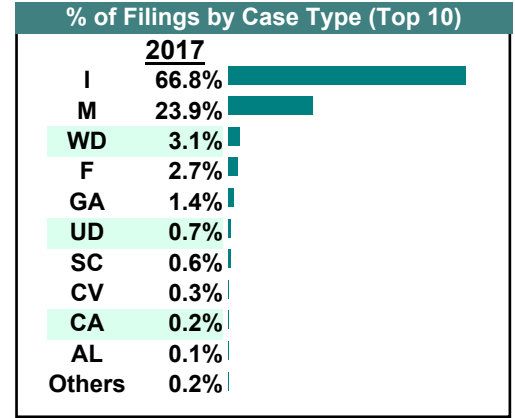
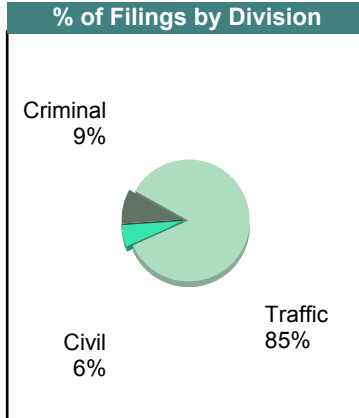
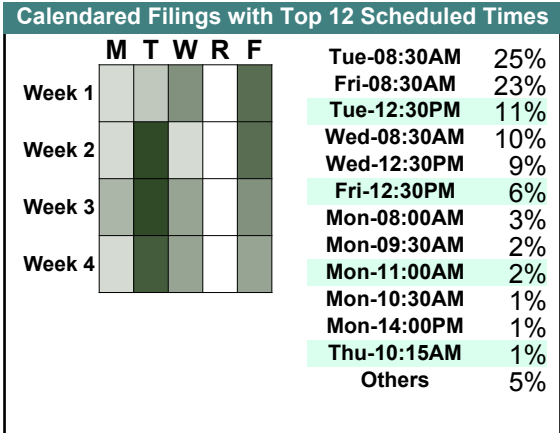


% of Filings by Case Type (Top 10)



April 2017

		<u>Filings</u>	<u>Hearings</u>	<u>Transactions</u>	<u>Concluded</u>	<u>Cont</u>
<u>Criminal</u>						
Capias	CA	4	11	11	3	8
Civil Violation	CV	6	9	9	3	6
Felony	F	57	146	149	29	120
Misdemeanor	M	121	259	259	94	165
Show Cause	SC	11	23	23	12	11
Criminal Total		199	448	451	141	310
<u>Traffic</u>						
Capias	CA	0	3	3	3	-
Felony	F	1	3	3	1	2
Infraction	I	1,453	748	1,609	1,426	183
Misdemeanor	M	398	629	629	401	228
Show Cause	SC	2	4	4	2	2
Traffic Total		1,854	1,387	2,248	1,833	415
<u>Civil</u>						
Admin License	AL	3	0	3	3	-
Bond Forfeiture	BF	1	3	4	1	3
Detinue	DT	1	5	7	5	2
Garnishment	GA	30	6	34	28	6
Protective Order	PO	1	0	2	2	-
Prelim Prot Order	PP	2	0	2	2	-
Unlawful Detainer	UD	16	12	18	14	4
Warrant in Debt	WD	67	58	85	73	12
Civil Total		121	84	155	128	27
Wythe Totals		2,174	1,919	2,854	2,102	752



CASELOAD STATISTICS OF THE GENERAL DISTRICT COURTS

March 2017

Wythe

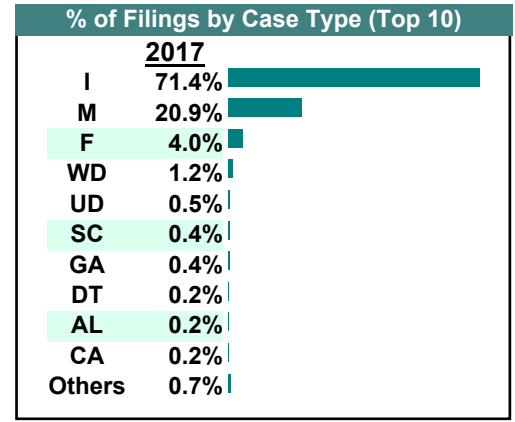
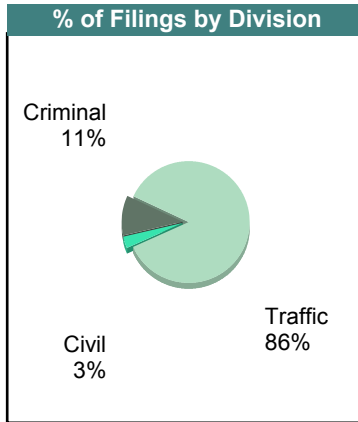
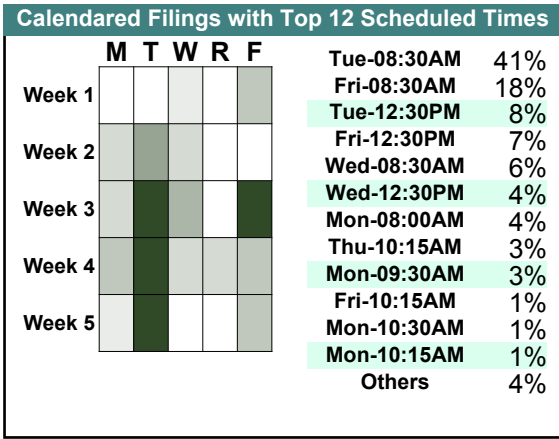
District: 27

		<u>Filings</u>	<u>Hearings</u>	<u>Transactions</u>	<u>Concluded</u>	<u>Cont</u>
<u>Criminal</u>						
Capias	CA	2	11	11	2	9
Civil Violation	CV	1	4	4	2	2
Felony	F	93	273	291	121	170
Misdemeanor	M	153	363	369	129	240
Show Cause	SC	7	15	15	5	10
Criminal Total		256	666	690	259	431

		<u>Filings</u>	<u>Hearings</u>	<u>Transactions</u>	<u>Concluded</u>	<u>Cont</u>
<u>Traffic</u>						
Capias	CA	3	6	6	2	4
Felony	F	3	6	7	3	4
Infraction	I	1,731	833	1,862	1,696	166
Misdemeanor	M	354	608	608	392	216
Show Cause	SC	3	6	6	4	2
Traffic Total		2,094	1,459	2,489	2,097	392

		<u>Filings</u>	<u>Hearings</u>	<u>Transactions</u>	<u>Concluded</u>	<u>Cont</u>
<u>Civil</u>						
Abstract	AJ	1	0	1	1	-
Admin License	AL	5	0	5	5	-
Bond Forfeiture	BF	3	4	6	2	4
Detinue	DT	6	5	6	2	4
Garnishment	GA	9	1	15	14	1
Impoundment	IM	3	0	3	3	-
Other	OT	2	0	2	2	-
Protective Order	PO	4	2	4	2	2
Prelim Prot Order	PP	2	0	2	2	-
Unlawful Detainer	UD	13	8	14	14	-
Warrant in Debt	WD	28	32	41	26	15
Civil Total		76	52	99	73	26

Wythe Totals		2,426	2,177	3,278	2,429	849
---------------------	--	--------------	--------------	--------------	--------------	------------

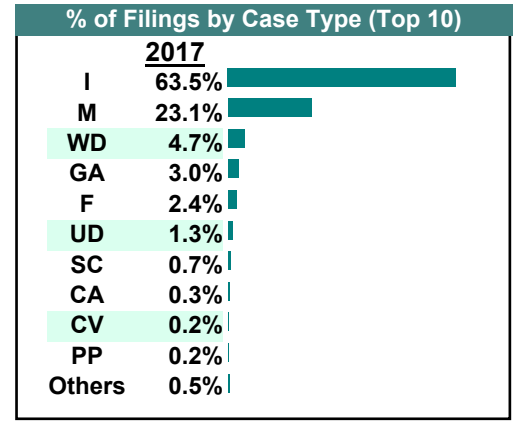
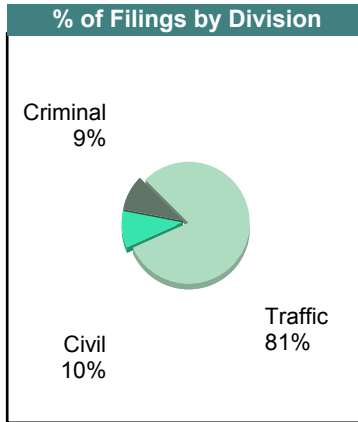
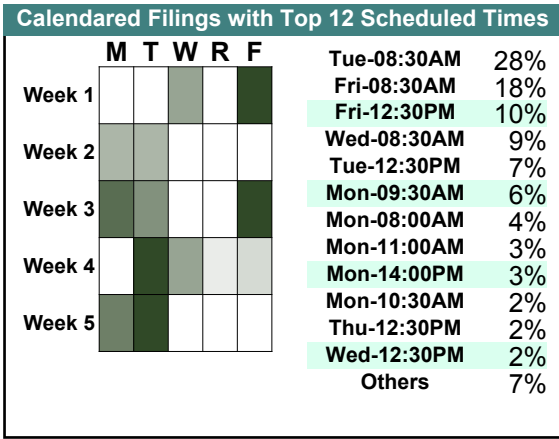


		Filings	Hearings	Transactions	Concluded	Cont
<u>Criminal</u>						
Capias	CA	3	8	8	3	5
Civil Violation	CV	3	6	6	2	4
Felony	F	37	158	167	48	119
Misdemeanor	M	104	242	248	85	163
Show Cause	SC	7	14	14	9	5
Criminal Total		154	428	443	147	296

		Filings	Hearings	Transactions	Concluded	Cont
<u>Traffic</u>						
Capias	CA	2	4	4	1	3
Civil Violation	CV	1	2	2	2	-
Felony	F	3	5	7	2	5
Infraction	I	1,045	577	1,236	1,129	107
Misdemeanor	M	277	502	502	309	193
Show Cause	SC	3	9	9	6	3
Traffic Total		1,331	1,099	1,760	1,449	311

		Filings	Hearings	Transactions	Concluded	Cont
<u>Civil</u>						
Admin License	AL	3	0	3	3	-
Bond Forfeiture	BF	2	3	4	2	2
Detinue	DT	1	2	3	3	-
Garnishment	GA	49	9	55	46	9
Interrogatory	IN	1	0	1	1	-
Protective Order	PO	1	0	1	1	-
Prelim Prot Order	PP	4	0	4	4	-
Show Cause	SC	1	0	1	1	-
Unlawful Detainer	UD	22	17	24	22	2
Warrant in Debt	WD	77	64	93	81	12
Civil Total		161	95	189	164	25

Wythe Totals		1,646	1,622	2,392	1,760	632
---------------------	--	--------------	--------------	--------------	--------------	------------



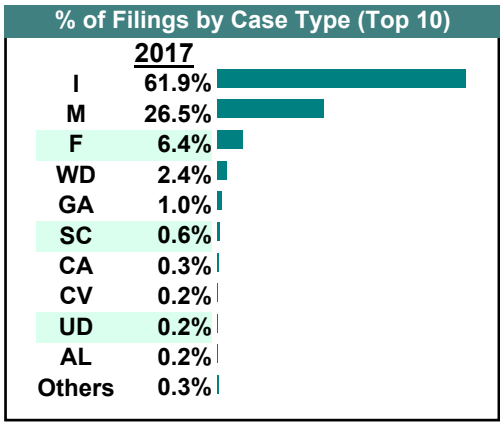
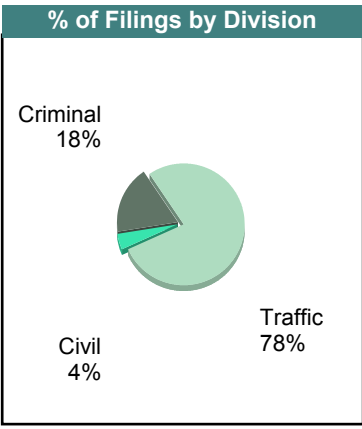
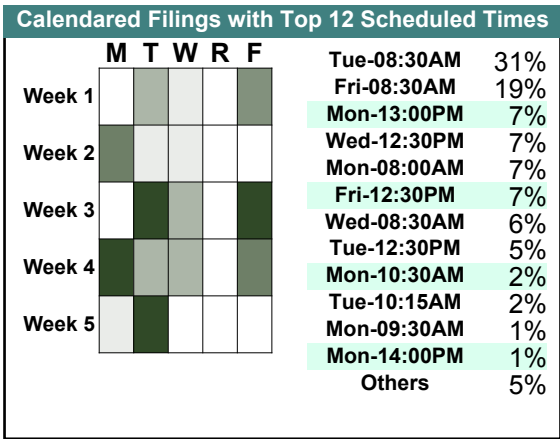
CASELOAD STATISTICS OF THE GENERAL DISTRICT COURTS

January 2017

Wythe

District: 27

		<u>Filings</u>	<u>Hearings</u>	<u>Transactions</u>	<u>Concluded</u>	<u>Cont</u>
<u>Criminal</u>						
Capias	CA	4	17	17	8	9
Civil Violation	CV	3	4	4	1	3
Felony	F	117	252	273	67	206
Misdemeanor	M	204	386	399	168	231
Show Cause	SC	7	16	16	11	5
Criminal Total		335	675	709	255	454
<u>Traffic</u>						
Capias	CA	1	4	4	2	2
Civil Violation	CV	1	1	1	1	-
Felony	F	0	3	4	2	2
Infraction	I	1,139	646	1,305	1,116	189
Misdemeanor	M	283	541	541	341	200
Show Cause	SC	4	9	9	1	8
Traffic Total		1,428	1,204	1,864	1,463	401
<u>Civil</u>						
Abstract	AJ	1	0	1	1	-
Admin License	AL	3	0	3	3	-
Bond Forfeiture	BF	0	2	3	2	1
Detinue	DT	2	2	2	0	2
Garnishment	GA	19	2	24	22	2
Other	OT	2	0	2	2	-
Protective Order	PO	1	0	1	1	-
Unlawful Detainer	UD	4	8	9	9	-
Warrant in Debt	WD	44	44	54	42	12
Civil Total		76	58	99	82	17
Wythe Totals		1,839	1,937	2,672	1,800	872



Filings by Court & Division

	Blacksburg	Bland	Carroll	Floyd	Galax	Giles	Grayson	Montgomery	Pulaski	Radford	Wythe	Total	
C	Misdemeanor	- 0%	155 2%	902 9%	198 2%	569 6%	520 5%	602 6%	1,879 19%	1,707 17%	1,695 17%	1,596 16%	9,823
	Felony	- 0%	86 3%	500 15%	99 3%	286 8%	165 5%	151 4%	592 18%	640 19%	121 4%	730 22%	3,370
	Show Cause	- 0%	14 2%	34 5%	12 2%	80 13%	34 5%	23 4%	74 12%	136 21%	137 22%	91 14%	635
	Capias	- 0%	4 1%	43 13%	9 3%	38 11%	12 4%	15 5%	67 20%	77 23%	10 3%	56 17%	331
	Civil Violation	- 0%	- 0%	20 15%	5 4%	12 9%	2 2%	4 3%	2 2%	38 29%	19 15%	29 22%	131
	Motion	- 0%	- 0%	- 0%	2 50%	- 0%	- 0%	- 0%	- 0%	- 0%	- 0%	2 50%	4
	Restricted O/L	- 0%	- 0%	- 0%	- 0%	1 100%	- 0%	- 0%	- 0%	- 0%	- 0%	- 0%	1
	Other	- 0%	- 0%	- 0%	- 0%	- 0%	- 0%	- 0%	- 0%	- 0%	- 0%	- 0%	0
	Total	0 0%	259 2%	1,499 10%	325 2%	986 7%	733 5%	795 6%	2,614 18%	2,598 18%	1,982 14%	2,504 18%	14,295
T	Infraction	- 0%	7,897 10%	19,020 24%	1,147 1%	1,927 2%	6,305 8%	903 1%	13,148 16%	7,552 9%	1,804 2%	20,240 25%	79,943
	Misdemeanor	- 0%	2,646 13%	5,609 27%	259 1%	447 2%	631 3%	396 2%	3,359 16%	2,163 10%	355 2%	5,049 24%	20,914
	Felony	- 0%	4 1%	28 6%	5 1%	1 0%	7 2%	2 0%	382 82%	10 2%	2 0%	25 5%	466
	Show Cause	- 0%	2 1%	32 8%	18 5%	5 1%	56 14%	9 2%	217 54%	23 6%	9 2%	28 7%	399
	Capias	- 0%	- 0%	24 13%	8 4%	13 7%	13 7%	5 3%	70 38%	18 10%	7 4%	26 14%	184
	Civil Violation	- 0%	2 3%	6 9%	5 8%	- 0%	10 15%	- 0%	36 55%	3 5%	- 0%	4 6%	66
	Restricted O/L	- 0%	- 0%	- 0%	- 0%	- 0%	2 4%	1 2%	33 59%	8 14%	12 21%	- 0%	56
	Other	- 0%	1 9%	- 0%	- 0%	- 0%	- 0%	- 0%	10 91%	- 0%	- 0%	- 0%	11
	Motion	- 0%	- 0%	- 0%	- 0%	- 0%	- 0%	- 0%	1 100%	- 0%	- 0%	- 0%	1
	Total	0 0%	10,552 10%	24,719 24%	1,442 1%	2,393 2%	7,024 7%	1,316 1%	17,256 17%	9,777 10%	2,189 2%	25,372 25%	102,040
V	Warrant in Debt	- 0%	140 2%	565 8%	201 3%	307 4%	661 10%	357 5%	2,508 36%	882 13%	528 8%	756 11%	6,905
	Garnishment	- 0%	24 1%	146 5%	56 2%	129 4%	256 9%	57 2%	1,642 55%	296 10%	60 2%	319 11%	2,985
	Unlawful Detainer	- 0%	5 0%	74 4%	44 2%	51 3%	129 7%	35 2%	834 43%	316 16%	239 12%	210 11%	1,937
	Admin License	- 0%	11 2%	30 5%	27 4%	26 4%	43 7%	21 3%	259 43%	60 10%	76 13%	49 8%	602

	Blacksburg	Bland	Carroll	Floyd	Galax	Giles	Grayson	Montgomery	Pulaski	Radford	Wythe	Total
V Protective Order	-	1	24	32	6	16	16	60	67	26	31	279
	0%	0%	9%	11%	2%	6%	6%	22%	24%	9%	11%	
Prelim Prot Order	-	4	30	2	8	12	9	71	73	24	34	267
	0%	1%	11%	1%	3%	4%	3%	27%	27%	9%	13%	
Detinue	-	-	17	4	52	-	2	111	33	1	20	240
	0%	0%	7%	2%	22%	0%	1%	46%	14%	0%	8%	
Impoundment	-	-	16	3	11	8	63	58	9	8	15	191
	0%	0%	8%	2%	6%	4%	33%	30%	5%	4%	8%	
Interrogatory	-	-	2	8	-	6	-	87	41	12	2	158
	0%	0%	1%	5%	0%	4%	0%	55%	26%	8%	1%	
Other	-	-	7	2	1	11	3	37	12	12	13	98
	0%	0%	7%	2%	1%	11%	3%	38%	12%	12%	13%	
Show Cause	-	-	1	6	3	-	-	20	28	9	1	68
	0%	0%	1%	9%	4%	0%	0%	29%	41%	13%	1%	
Bond Forfeiture	-	-	-	1	5	-	1	10	18	1	20	56
	0%	0%	0%	2%	9%	0%	2%	18%	32%	2%	36%	
Abstract	-	1	8	-	2	2	3	19	4	5	7	51
	0%	2%	16%	0%	4%	4%	6%	37%	8%	10%	14%	
Overweight	-	24	7	-	-	-	1	2	-	-	2	36
	0%	67%	19%	0%	0%	0%	3%	6%	0%	0%	6%	
Petition-Restore Arms	-	-	-	1	-	2	1	3	2	-	2	11
	0%	0%	0%	9%	0%	18%	9%	27%	18%	0%	18%	
Tenants Assertion	-	-	2	1	-	-	-	5	2	1	-	11
	0%	0%	18%	9%	0%	0%	0%	45%	18%	9%	0%	
Counter Claim	-	-	-	-	-	-	-	6	2	-	-	8
	0%	0%	0%	0%	0%	0%	0%	75%	25%	0%	0%	
Motion for Judgment	-	-	-	-	-	-	-	2	2	-	-	4
	0%	0%	0%	0%	0%	0%	0%	50%	50%	0%	0%	
Mechanic's Lien	-	-	-	-	-	-	-	1	-	-	-	1
	0%	0%	0%	0%	0%	0%	0%	100%	0%	0%	0%	
Custody Relief	-	-	-	-	-	-	-	-	-	-	-	0
	0%	0%	0%	0%	0%	0%	0%	0%	0%	0%	0%	
Total	0	210	929	388	601	1,146	569	5,735	1,847	1,002	1,481	13,908
	0%	2%	7%	3%	4%	8%	4%	41%	13%	7%	11%	
Total	0	11,021	27,147	2,155	3,980	8,903	2,680	25,605	14,222	5,173	29,357	130,243
	0%	8%	21%	2%	3%	7%	2%	20%	11%	4%	23%	

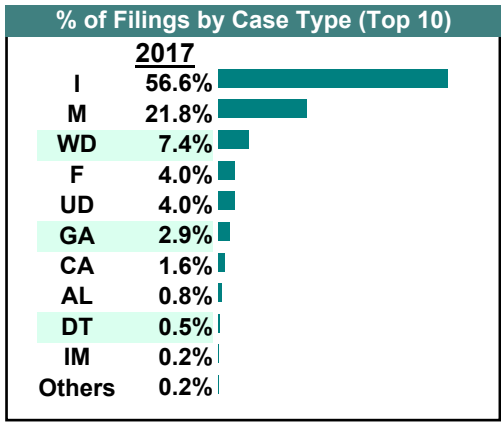
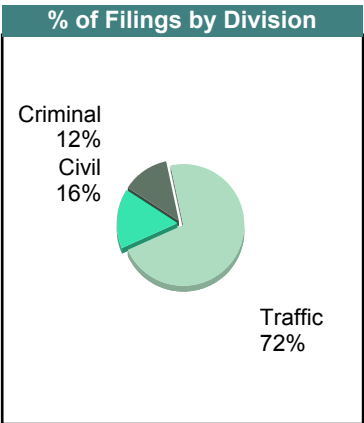
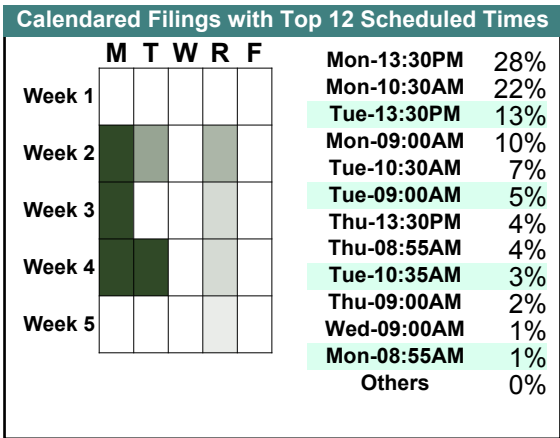
CASELOAD STATISTICS OF THE GENERAL DISTRICT COURTS

Bristol

December 2017

District: 28

		<u>Filings</u>	<u>Hearings</u>	<u>Transactions</u>	<u>Concluded</u>	<u>Cont</u>
<u>Criminal</u>						
Capias	CA	6	31	31	12	19
Civil Violation	CV	0	3	3	1	2
Felony	F	24	148	148	55	93
Misdemeanor	M	47	158	161	63	98
Show Cause	SC	0	2	2	2	-
Criminal Total		77	342	345	133	212
<u>Traffic</u>						
Capias	CA	4	17	17	5	12
Felony	F	1	7	7	1	6
Infraction	I	351	305	461	347	114
Misdemeanor	M	88	220	220	89	131
Show Cause	SC	0	1	1	0	1
Traffic Total		444	550	706	442	264
<u>Civil</u>						
Admin License	AL	5	0	5	5	-
Detinue	DT	3	3	5	3	2
Garnishment	GA	18	4	22	18	2
Impoundment	IM	1	0	1	1	-
Protective Order	PO	1	0	4	4	-
Unlawful Detainer	UD	25	28	35	25	10
Warrant in Debt	WD	46	51	64	45	19
Civil Total		99	86	136	101	33
Bristol Totals		620	978	1,187	676	509



CASELOAD STATISTICS OF THE GENERAL DISTRICT COURTS

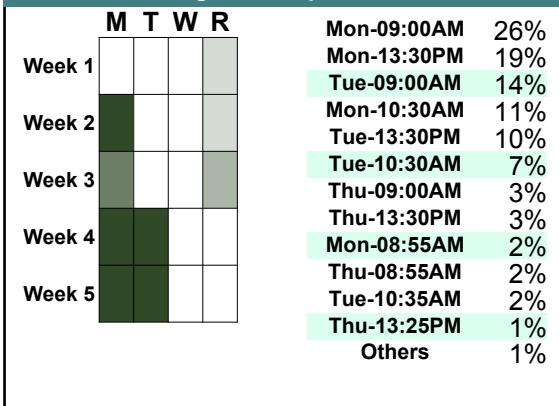
Bristol

November 2017

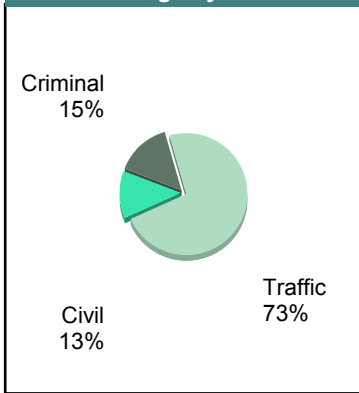
District: 28

		<u>Filings</u>	<u>Hearings</u>	<u>Transactions</u>	<u>Concluded</u>	<u>Cont</u>
<u>Criminal</u>						
Capias	CA	23	39	39	7	32
Civil Violation	CV	2	5	5	1	4
Felony	F	45	189	189	51	138
Misdemeanor	M	72	209	211	63	148
Show Cause	SC	4	5	5	5	-
Criminal Total		146	447	449	127	322
<u>Traffic</u>						
Capias	CA	3	12	12	3	9
Felony	F	0	5	5	2	3
Infraction	I	540	396	634	488	146
Misdemeanor	M	181	306	306	136	170
Show Cause	SC	1	1	1	0	1
Traffic Total		725	720	958	629	329
<u>Civil</u>						
Admin License	AL	2	0	2	2	-
Custody Relief	CR	0	0	1	1	-
Detinue	DT	2	3	4	2	2
Garnishment	GA	16	6	22	16	6
Impoundment	IM	1	0	1	1	-
Interrogatory	IN	1	1	1	0	1
Other	OT	1	2	2	0	1
Protective Order	PO	5	2	7	5	1
Prelim Prot Order	PP	3	0	3	3	-
Tenants Assertion	TA	0	1	1	1	-
Unlawful Detainer	UD	60	24	63	60	3
Warrant in Debt	WD	35	39	51	39	12
Civil Total		126	78	158	130	26
Bristol Totals		997	1,245	1,565	886	677

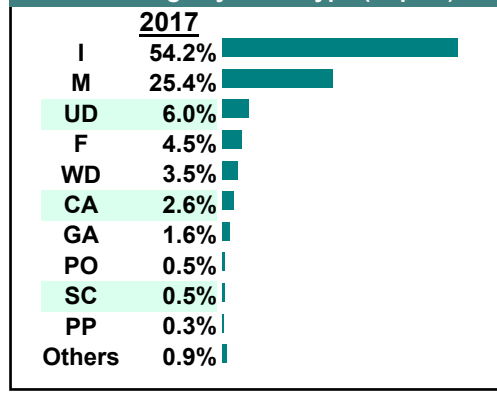
Calendared Filings with Top 12 Scheduled Times



% of Filings by Division



% of Filings by Case Type (Top 10)

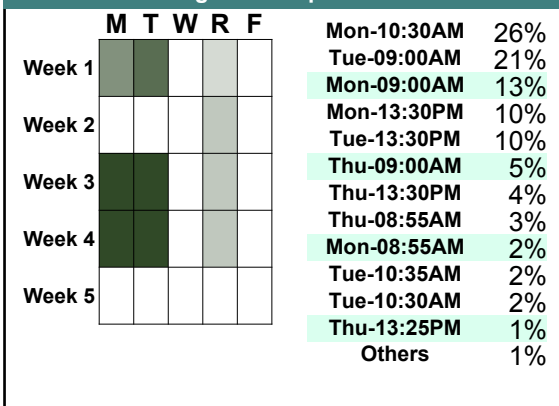


CASELOAD STATISTICS OF THE GENERAL DISTRICT COURTS

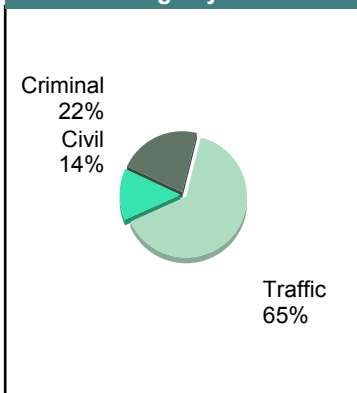
October 2017

		<u>Filings</u>	<u>Hearings</u>	<u>Transactions</u>	<u>Concluded</u>	<u>Cont</u>
<u>Criminal</u>						
Capias	CA	18	37	37	14	23
Civil Violation	CV	1	4	4	2	2
Felony	F	73	184	184	44	139
Misdemeanor	M	106	238	243	99	144
Show Cause	SC	8	10	10	6	4
Criminal Total		206	473	478	165	312
<u>Traffic</u>						
Capias	CA	3	20	20	8	12
Felony	F	1	7	7	3	4
Infraction	I	467	391	567	432	135
Misdemeanor	M	135	251	251	123	128
Show Cause	SC	0	4	4	4	-
Traffic Total		606	673	849	570	279
<u>Civil</u>						
Admin License	AL	2	0	2	2	-
Bond Forfeiture	BF	0	1	1	1	-
Detinue	DT	4	4	7	3	3
Garnishment	GA	21	4	22	18	3
Impoundment	IM	1	0	1	1	-
Interrogatory	IN	0	0	1	1	-
Protective Order	PO	3	2	4	2	1
Prelim Prot Order	PP	4	0	4	4	-
Petition-Restore Arms	PR	0	0	1	1	-
Tenants Assertion	TA	1	1	1	0	1
Unlawful Detainer	UD	61	23	66	60	6
Warrant in Debt	WD	30	49	58	37	21
Civil Total		127	84	168	130	35
Bristol Totals		939	1,230	1,495	865	626

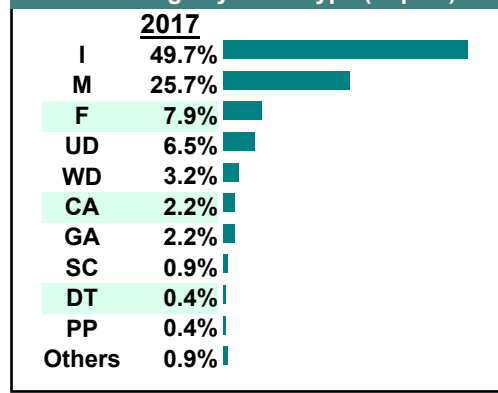
Calendared Filings with Top 12 Scheduled Times



% of Filings by Division



% of Filings by Case Type (Top 10)



CASELOAD STATISTICS OF THE GENERAL DISTRICT COURTS


September 2017

Bristol

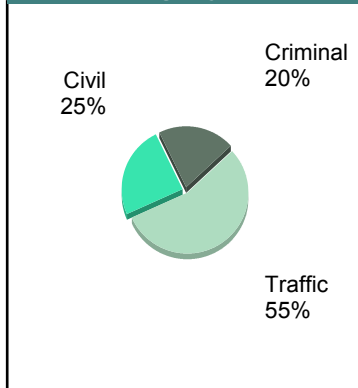
District: 28

		<u>Filings</u>	<u>Hearings</u>	<u>Transactions</u>	<u>Concluded</u>	<u>Cont</u>
<u>Criminal</u>						
Capias	CA	10	29	29	10	19
Civil Violation	CV	2	10	10	4	6
Felony	F	44	193	193	36	157
Misdemeanor	M	87	197	201	67	134
Show Cause	SC	5	8	8	6	2
Criminal Total		148	437	441	123	318
<u>Traffic</u>						
Capias	CA	5	18	18	9	9
Felony	F	4	12	12	2	10
Infraction	I	297	237	369	307	62
Misdemeanor	M	99	190	190	95	95
Show Cause	SC	0	1	1	1	-
Traffic Total		405	458	590	414	176
<u>Civil</u>						
Abstract	AJ	1	0	1	1	-
Admin License	AL	1	0	1	1	-
Detinue	DT	6	4	7	4	3
Garnishment	GA	24	0	24	24	-
Impoundment	IM	1	0	1	1	-
Other	OT	1	0	1	1	-
Protective Order	PO	6	2	9	7	2
Prelim Prot Order	PP	5	0	5	5	-
Petition-Restore Arms	PR	0	1	1	0	1
Unlawful Detainer	UD	57	29	60	57	3
Warrant in Debt	WD	78	82	103	70	33
Civil Total		180	118	213	171	42
Bristol Totals		733	1,013	1,244	708	536

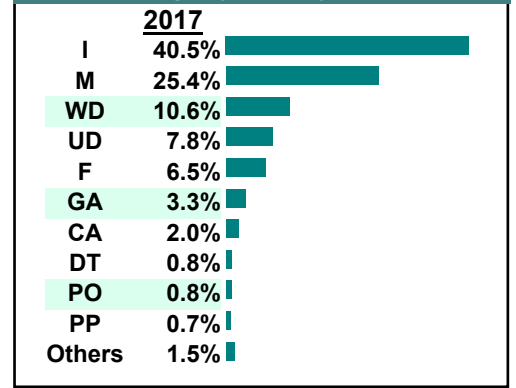
Calendared Filings with Top 12 Scheduled Times



% of Filings by Division



% of Filings by Case Type (Top 10)



CASELOAD STATISTICS OF THE GENERAL DISTRICT COURTS

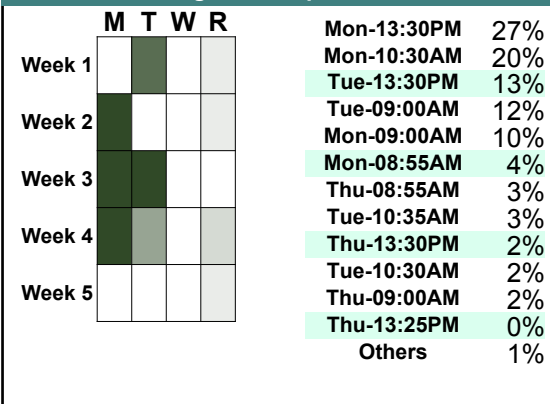
Bristol

District: 28

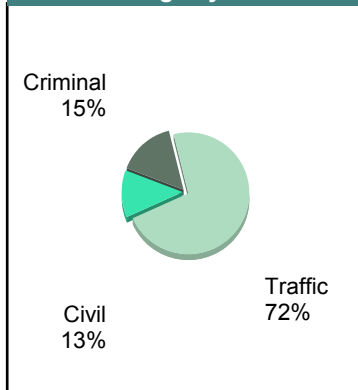
August 2017

		<u>Filings</u>	<u>Hearings</u>	<u>Transactions</u>	<u>Concluded</u>	<u>Cont</u>
<u>Criminal</u>						
Capias	CA	8	40	40	16	24
Civil Violation	CV	0	6	6	1	5
Felony	F	72	201	201	51	150
Misdemeanor	M	77	226	235	93	142
Show Cause	SC	4	4	4	2	2
Criminal Total		161	477	486	163	323
<u>Traffic</u>						
Capias	CA	8	26	26	3	23
Felony	F	2	10	10	0	10
Infraction	I	593	442	718	611	107
Misdemeanor	M	163	314	314	163	151
Show Cause	SC	2	6	6	1	5
Traffic Total		768	798	1,074	778	296
<u>Civil</u>						
Admin License	AL	2	0	2	2	-
Custody Relief	CR	1	1	1	0	1
Detinue	DT	2	3	7	5	2
Garnishment	GA	29	1	32	31	1
Impoundment	IM	1	0	1	1	-
Interrogatory	IN	1	1	1	0	1
Other	OT	1	0	1	1	-
Protective Order	PO	2	2	6	4	1
Prelim Prot Order	PP	3	0	3	3	-
Unlawful Detainer	UD	54	23	61	58	3
Warrant in Debt	WD	38	46	67	51	16
Civil Total		134	77	182	156	25
Bristol Totals		1,063	1,352	1,742	1,097	644

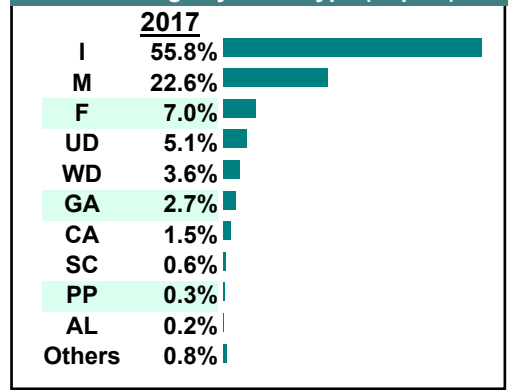
Calendared Filings with Top 12 Scheduled Times



% of Filings by Division



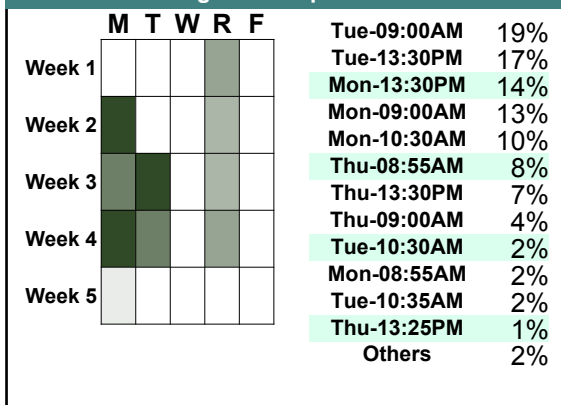
% of Filings by Case Type (Top 10)



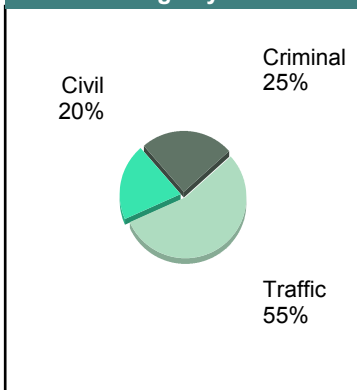
July 2017

		<u>Filings</u>	<u>Hearings</u>	<u>Transactions</u>	<u>Concluded</u>	<u>Cont</u>
<u>Criminal</u>						
Capias	CA	17	42	42	10	32
Civil Violation	CV	0	5	5	2	3
Felony	F	52	185	185	88	97
Misdemeanor	M	81	183	186	56	130
Show Cause	SC	1	1	1	1	-
Criminal Total		151	416	419	157	262
<u>Traffic</u>						
Capias	CA	5	10	10	5	5
Felony	F	2	8	8	3	5
Infraction	I	251	242	332	260	72
Misdemeanor	M	76	177	177	102	75
Show Cause	SC	1	2	2	1	1
Traffic Total		335	439	529	371	158
<u>Civil</u>						
Admin License	AL	3	0	3	3	-
Detinue	DT	2	4	5	1	4
Garnishment	GA	11	2	11	9	2
Impoundment	IM	1	0	1	1	-
Protective Order	PO	5	3	5	2	3
Prelim Prot Order	PP	3	0	3	3	-
Petition-Restore Arms	PR	1	1	1	0	1
Unlawful Detainer	UD	59	32	65	58	7
Warrant in Debt	WD	38	45	50	28	22
Civil Total		123	87	144	105	39
Bristol Totals		609	942	1,092	633	459

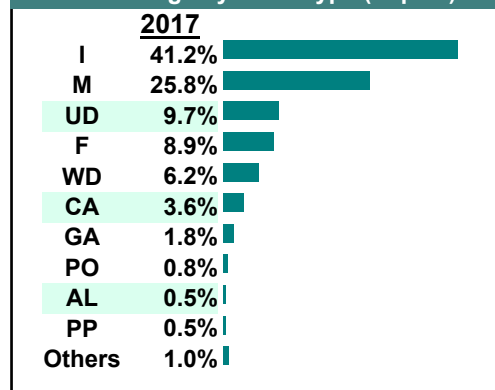
Calendared Filings with Top 12 Scheduled Times



% of Filings by Division



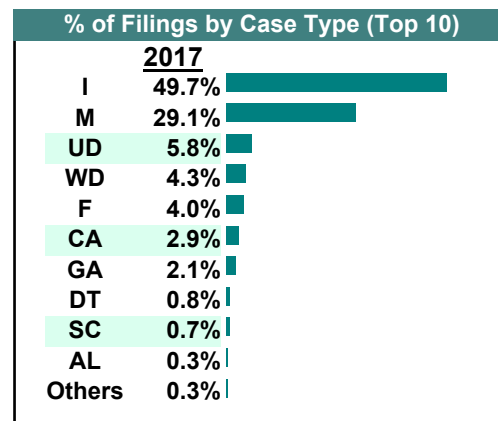
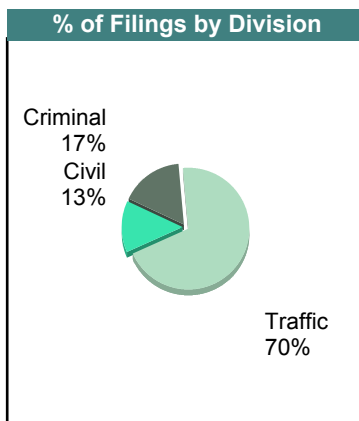
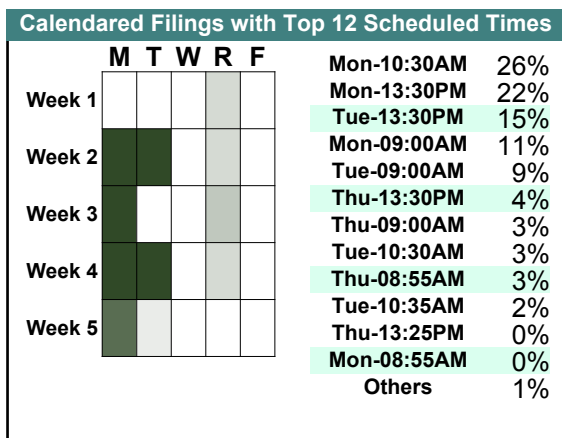
% of Filings by Case Type (Top 10)



CASELOAD STATISTICS OF THE GENERAL DISTRICT COURTS

June 2017

		<u>Filings</u>	<u>Hearings</u>	<u>Transactions</u>	<u>Concluded</u>	<u>Cont</u>
<u>Criminal</u>						
Capias	CA	14	33	33	8	25
Civil Violation	CV	2	4	4	0	4
Felony	F	37	155	155	28	127
Misdemeanor	M	115	212	221	78	143
Show Cause	SC	4	7	7	5	2
Criminal Total		172	411	420	119	301
<u>Traffic</u>						
Capias	CA	15	38	38	16	22
Felony	F	4	7	7	1	6
Infraction	I	505	383	605	488	117
Misdemeanor	M	181	350	350	195	155
Show Cause	SC	2	9	9	3	6
Traffic Total		707	787	1,009	703	306
<u>Civil</u>						
Admin License	AL	3	0	3	3	-
Detinue	DT	8	7	8	6	2
Garnishment	GA	21	3	24	21	3
Protective Order	PO	0	1	2	1	1
Petition-Restore Arms	PR	1	1	2	1	1
Show Cause	SC	1	1	1	1	-
Unlawful Detainer	UD	59	24	62	55	7
Warrant in Debt	WD	44	47	66	42	24
Civil Total		137	84	168	130	38
Bristol Totals		1,016	1,282	1,597	952	645



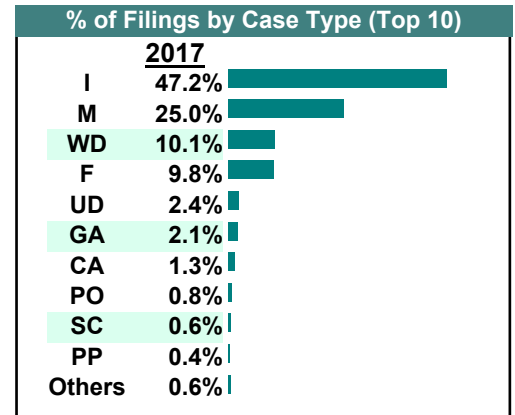
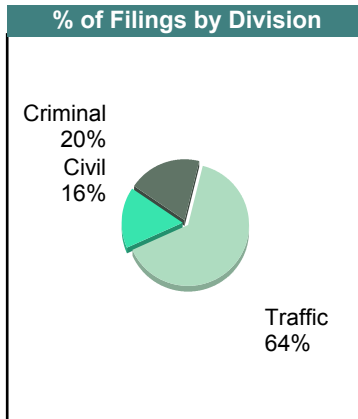
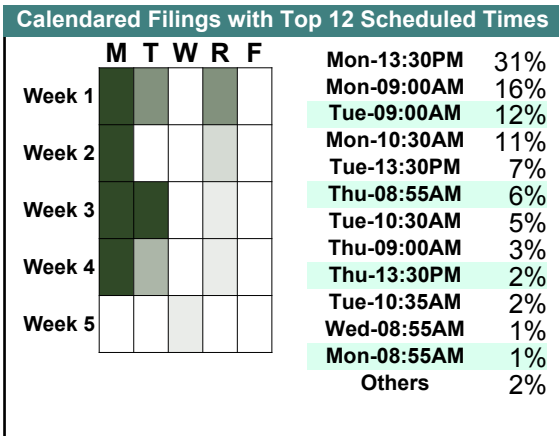
CASELOAD STATISTICS OF THE GENERAL DISTRICT COURTS

May 2017

Bristol

District: 28

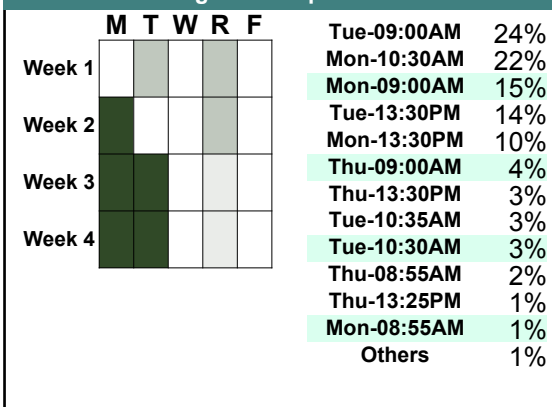
		<u>Filings</u>	<u>Hearings</u>	<u>Transactions</u>	<u>Concluded</u>	<u>Cont</u>
<u>Criminal</u>						
Capias	CA	11	45	45	19	26
Civil Violation	CV	2	8	8	1	7
Felony	F	102	267	267	46	221
Misdemeanor	M	89	228	234	82	152
Show Cause	SC	4	8	8	6	2
Criminal Total		208	556	562	154	408
<u>Traffic</u>						
Capias	CA	3	11	11	4	7
Felony	F	2	8	8	3	5
Infraction	I	501	403	598	500	98
Misdemeanor	M	176	295	295	176	119
Show Cause	SC	2	3	3	1	2
Traffic Total		684	720	915	684	231
<u>Civil</u>						
Admin License	AL	3	0	3	3	-
Bond Forfeiture	BF	0	2	2	0	2
Garnishment	GA	22	0	22	22	-
Impoundment	IM	1	0	1	1	-
Protective Order	PO	8	5	13	8	5
Prelim Prot Order	PP	4	0	4	4	-
Unlawful Detainer	UD	25	18	28	26	2
Warrant in Debt	WD	107	79	134	110	24
Civil Total		170	104	207	174	33
Bristol Totals		1,062	1,380	1,684	1,012	672



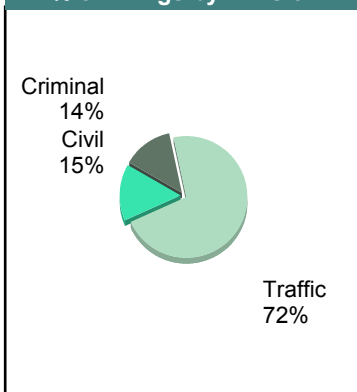
April 2017

		<u>Filings</u>	<u>Hearings</u>	<u>Transactions</u>	<u>Concluded</u>	<u>Cont</u>
<u>Criminal</u>						
Capias	CA	15	31	31	5	26
Civil Violation	CV	2	11	11	5	6
Felony	F	22	121	121	28	93
Misdemeanor	M	64	157	161	66	95
Show Cause	SC	4	6	6	4	2
Criminal Total		107	326	330	108	222
<u>Traffic</u>						
Capias	CA	2	18	18	7	11
Civil Violation	CV	1	1	1	1	-
Felony	F	1	7	7	3	4
Infraction	I	446	400	573	462	111
Misdemeanor	M	111	272	272	145	127
Show Cause	SC	2	4	4	1	3
Traffic Total		563	702	875	619	256
<u>Civil</u>						
Admin License	AL	1	0	1	1	-
Bond Forfeiture	BF	0	1	1	0	1
Detinue	DT	0	0	1	1	-
Garnishment	GA	21	0	22	22	-
Other	OT	1	1	1	1	-
Protective Order	PO	2	1	3	2	1
Prelim Prot Order	PP	7	0	7	7	-
Unlawful Detainer	UD	45	24	46	43	3
Warrant in Debt	WD	40	44	61	39	21
Civil Total		117	71	143	116	26
Bristol Totals		787	1,099	1,348	843	504

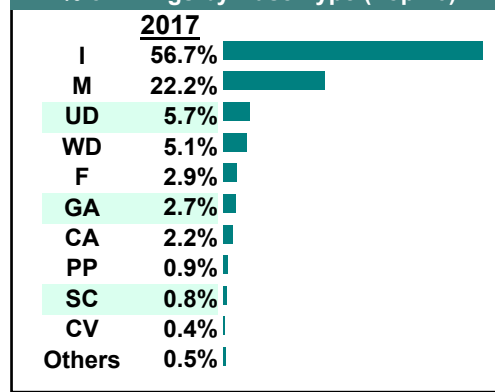
Calendared Filings with Top 12 Scheduled Times



% of Filings by Division



% of Filings by Case Type (Top 10)

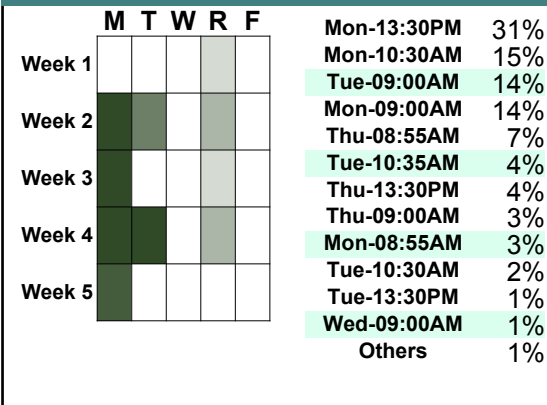


CASELOAD STATISTICS OF THE GENERAL DISTRICT COURTS

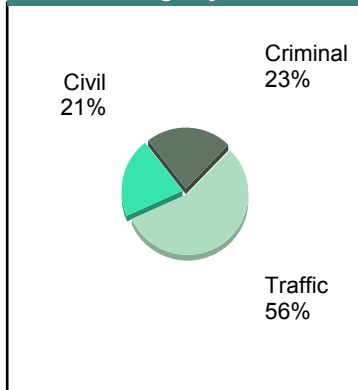
March 2017

		<u>Filings</u>	<u>Hearings</u>	<u>Transactions</u>	<u>Concluded</u>	<u>Cont</u>
<u>Criminal</u>						
Capias	CA	9	37	37	12	25
Civil Violation	CV	0	4	4	1	3
Felony	F	60	194	194	64	130
Misdemeanor	M	51	133	135	50	85
Show Cause	SC	5	10	10	6	4
Criminal Total		125	378	380	133	247
<u>Traffic</u>						
Capias	CA	3	6	6	2	4
Felony	F	1	5	5	0	5
Infraction	I	230	210	288	226	62
Misdemeanor	M	70	153	153	65	88
Show Cause	SC	0	2	2	2	-
Traffic Total		304	376	454	295	159
<u>Civil</u>						
Admin License	AL	4	0	4	4	-
Bond Forfeiture	BF	1	1	1	0	1
Detinue	DT	1	3	4	2	2
Garnishment	GA	23	1	23	22	1
Impoundment	IM	1	0	1	1	-
Other	OT	1	0	1	1	-
Protective Order	PO	3	3	4	1	3
Prelim Prot Order	PP	3	0	3	3	-
Unlawful Detainer	UD	41	23	49	47	2
Warrant in Debt	WD	36	56	71	42	29
Civil Total		114	87	161	123	38
Bristol Totals		543	841	995	551	444

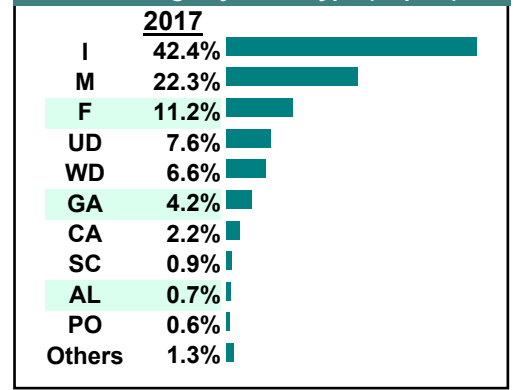
Calendar Filings with Top 12 Scheduled Times



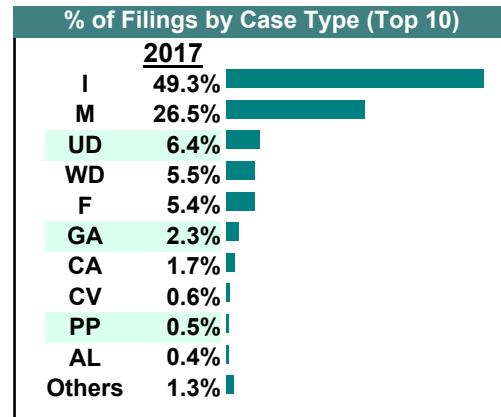
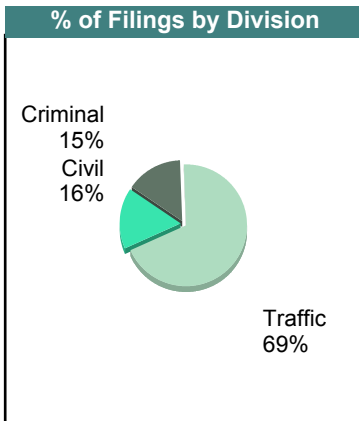
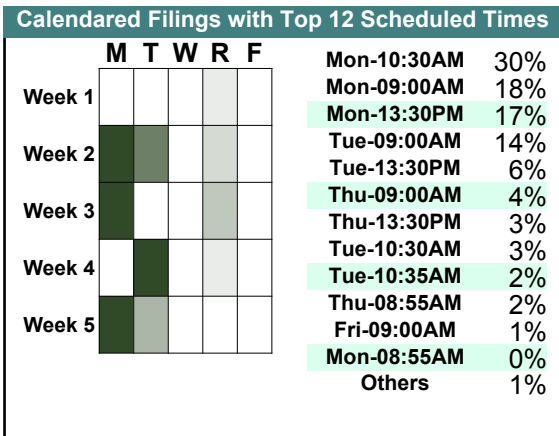
% of Filings by Division



% of Filings by Case Type (Top 10)



		<u>Filings</u>	<u>Hearings</u>	<u>Transactions</u>	<u>Concluded</u>	<u>Cont</u>
<u>Criminal</u>						
Capias	CA	10	34	34	13	21
Civil Violation	CV	6	14	14	4	10
Felony	F	52	142	142	38	104
Misdemeanor	M	81	159	169	71	98
Show Cause	SC	2	2	2	1	1
Criminal Total		151	351	361	127	234
<u>Traffic</u>						
Capias	CA	7	17	17	3	14
Felony	F	2	5	5	0	5
Infraction	I	491	452	627	515	112
Misdemeanor	M	183	340	340	162	178
Show Cause	SC	2	3	3	1	2
Traffic Total		685	817	992	681	311
<u>Civil</u>						
Admin License	AL	4	0	4	4	-
Detinue	DT	3	2	4	3	1
Garnishment	GA	23	0	23	23	-
Impoundment	IM	2	0	2	2	-
Overweight	OC	1	0	1	1	-
Protective Order	PO	3	2	6	4	2
Prelim Prot Order	PP	5	0	5	5	-
Unlawful Detainer	UD	64	28	64	57	7
Warrant in Debt	WD	55	54	70	49	21
Civil Total		160	86	179	148	31
Bristol Totals		996	1,254	1,532	956	576



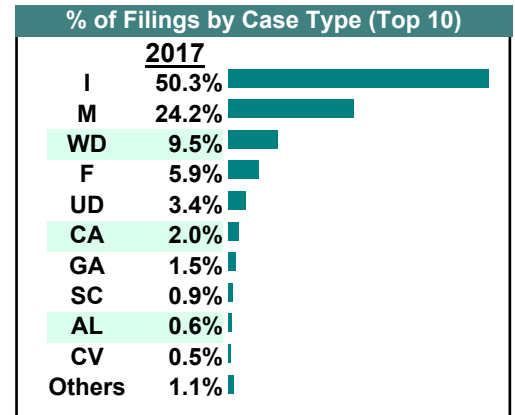
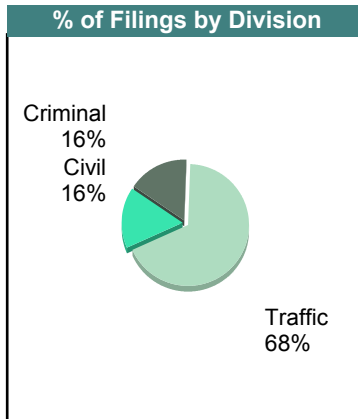
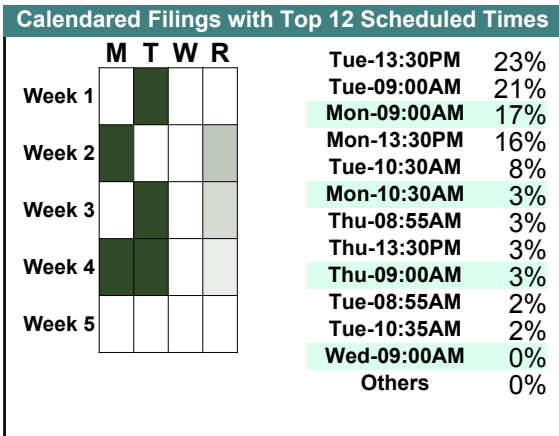
CASELOAD STATISTICS OF THE GENERAL DISTRICT COURTS

January 2017

Bristol

District: 28

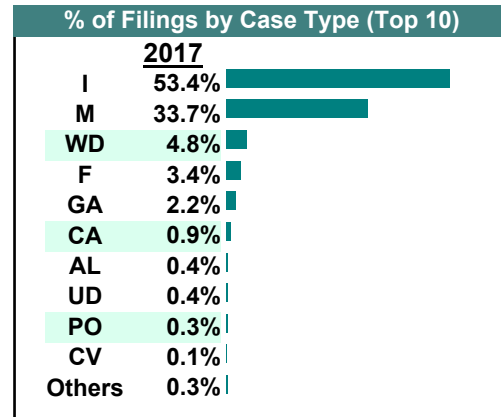
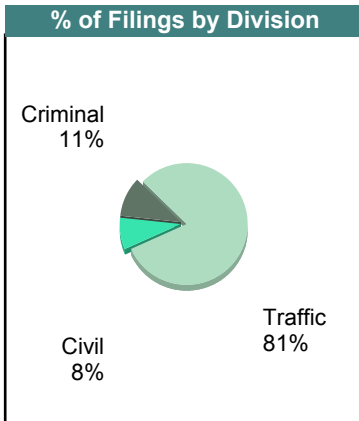
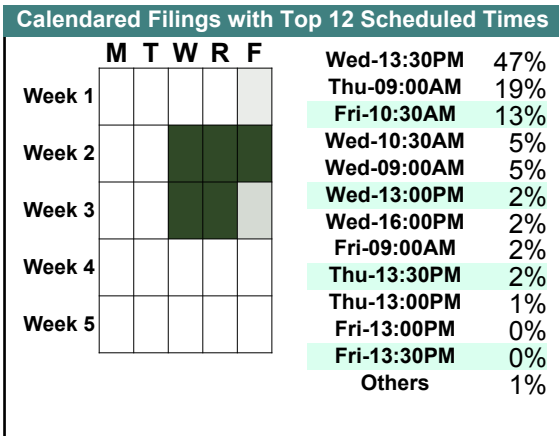
		<u>Filings</u>	<u>Hearings</u>	<u>Transactions</u>	<u>Concluded</u>	<u>Cont</u>
<u>Criminal</u>						
Capias	CA	13	37	37	15	22
Civil Violation	CV	5	11	11	2	9
Felony	F	58	166	166	39	127
Misdemeanor	M	74	171	176	64	112
Show Cause	SC	9	12	12	6	6
Criminal Total		159	397	402	126	276
<u>Traffic</u>						
Capias	CA	7	20	20	5	15
Civil Violation	CV	0	1	1	1	-
Felony	F	0	6	6	2	4
Infraction	I	497	453	607	481	126
Misdemeanor	M	165	316	316	148	168
Show Cause	SC	0	3	3	1	2
Traffic Total		669	799	953	638	315
<u>Civil</u>						
Admin License	AL	6	0	6	6	-
Detinue	DT	3	4	5	2	3
Garnishment	GA	15	0	18	18	-
Protective Order	PO	4	2	4	2	2
Prelim Prot Order	PP	4	0	4	4	-
Unlawful Detainer	UD	34	14	39	39	-
Warrant in Debt	WD	94	91	114	80	34
Civil Total		160	111	190	151	39
Bristol Totals		988	1,307	1,545	915	630



CASELOAD STATISTICS OF THE GENERAL DISTRICT COURTS

December 2017

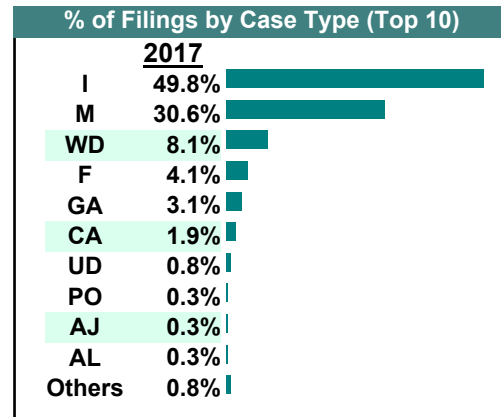
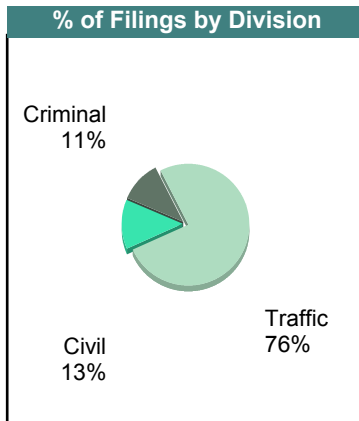
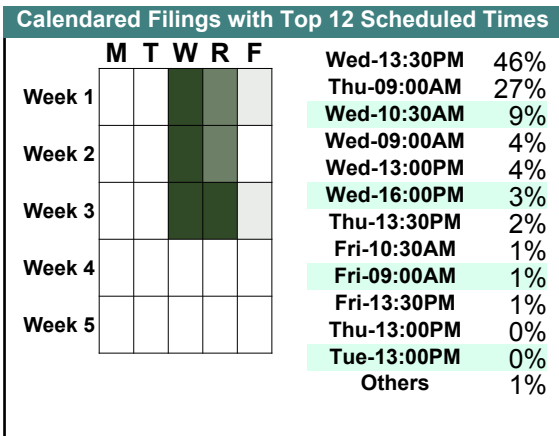
		<u>Filings</u>	<u>Hearings</u>	<u>Transactions</u>	<u>Concluded</u>	<u>Cont</u>
<u>Criminal</u>						
Capias	CA	10	25	25	9	16
Civil Violation	CV	2	5	5	1	4
Felony	F	52	156	166	26	139
Misdemeanor	M	106	251	252	84	166
Show Cause	SC	1	4	4	0	4
Criminal Total		171	441	452	120	329
<u>Traffic</u>						
Capias	CA	5	16	16	6	10
Felony	F	3	4	5	2	3
Infraction	I	854	514	945	793	148
Misdemeanor	M	433	779	780	442	334
Show Cause	SC	1	2	2	1	1
Traffic Total		1,296	1,315	1,748	1,244	496
<u>Civil</u>						
Admin License	AL	7	1	7	6	-
Detinue	DT	1	1	1	0	1
Garnishment	GA	35	2	36	34	-
Impoundment	IM	1	0	1	1	-
Protective Order	PO	4	2	4	2	-
Unlawful Detainer	UD	7	8	10	7	3
Warrant in Debt	WD	77	99	118	88	29
Civil Total		132	113	177	138	33
Smyth Totals		1,599	1,869	2,377	1,502	858



CASELOAD STATISTICS OF THE GENERAL DISTRICT COURTS

November 2017

		<u>Filings</u>	<u>Hearings</u>	<u>Transactions</u>	<u>Concluded</u>	<u>Cont</u>
<u>Criminal</u>						
Capias	CA	19	61	61	29	32
Civil Violation	CV	4	8	8	3	4
Felony	F	62	188	221	54	167
Misdemeanor	M	88	306	307	102	202
Show Cause	SC	1	7	7	3	3
Criminal Total		174	570	604	191	408
<u>Traffic</u>						
Capias	CA	11	30	30	12	17
Felony	F	3	9	10	2	8
Infraction	I	787	488	906	802	97
Misdemeanor	M	395	757	757	444	306
Show Cause	SC	2	4	4	3	1
Traffic Total		1,198	1,288	1,707	1,263	429
<u>Civil</u>						
Abstract	AJ	4	0	4	4	-
Admin License	AL	4	1	4	3	-
Detinue	DT	1	1	1	1	-
Garnishment	GA	49	1	51	50	1
Impoundment	IM	1	0	1	1	-
Protective Order	PO	5	4	5	1	-
Prelim Prot Order	PP	3	0	4	4	-
Unlawful Detainer	UD	12	13	17	15	2
Warrant in Debt	WD	128	150	181	130	49
Civil Total		207	170	268	209	52
Smyth Totals		1,579	2,028	2,579	1,663	889



CASELOAD STATISTICS OF THE GENERAL DISTRICT COURTS

October 2017

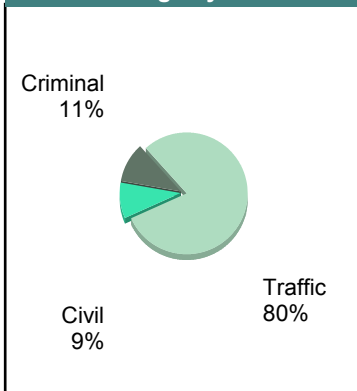
Smyth
District: 28

		<u>Filings</u>	<u>Hearings</u>	<u>Transactions</u>	<u>Concluded</u>	<u>Cont</u>
<u>Criminal</u>						
Capias	CA	26	59	59	31	28
Civil Violation	CV	3	5	5	1	4
Felony	F	84	164	184	39	144
Misdemeanor	M	86	293	293	98	193
Show Cause	SC	7	14	14	5	9
Criminal Total		206	535	555	174	378
<u>Traffic</u>						
Capias	CA	13	30	30	12	18
Felony	F	2	5	5	1	4
Infraction	I	913	527	1,027	901	123
Misdemeanor	M	588	916	916	494	421
Show Cause	SC	7	11	11	7	3
Traffic Total		1,523	1,489	1,989	1,415	569
<u>Civil</u>						
Abstract	AJ	2	0	2	2	-
Admin License	AL	4	2	4	2	-
Detinue	DT	1	0	2	2	-
Garnishment	GA	58	2	59	57	1
Impoundment	IM	1	1	1	0	-
Interrogatory	IN	1	1	1	0	1
Overweight	OC	3	0	3	3	-
Protective Order	PO	8	3	8	5	-
Prelim Prot Order	PP	2	1	2	1	1
Show Cause	SC	1	0	1	1	-
Unlawful Detainer	UD	15	16	19	13	6
Warrant in Debt	WD	82	92	106	80	21
Civil Total		178	118	208	166	30
Smyth Totals		1,907	2,142	2,752	1,755	977

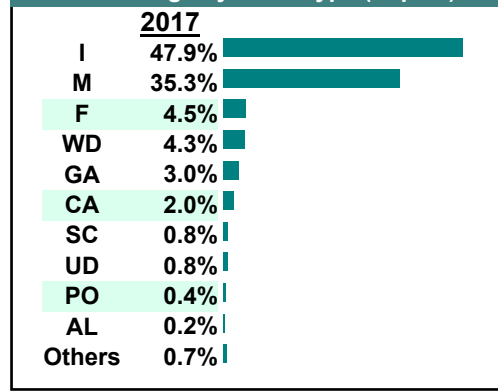
Calendared Filings with Top 12 Scheduled Times

	M	T	W	R	F		
Week 1						Wed-13:30PM	38%
						Thu-09:00AM	31%
						Fri-10:30AM	6%
Week 2						Wed-10:30AM	6%
						Fri-09:00AM	4%
Week 3						Thu-13:30PM	4%
						Wed-09:00AM	4%
Week 4						Wed-16:00PM	3%
						Wed-13:00PM	2%
Week 5						Fri-13:00PM	1%
						Thu-13:00PM	0%
						Fri-13:30PM	0%
						Others	1%

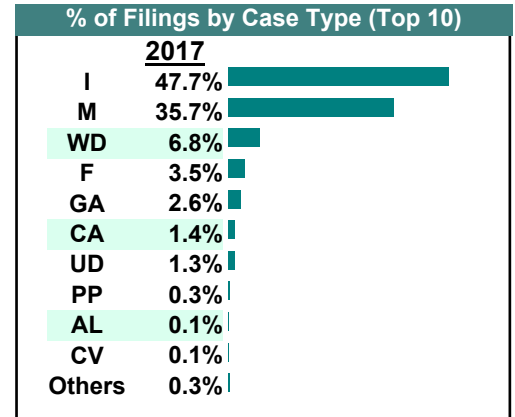
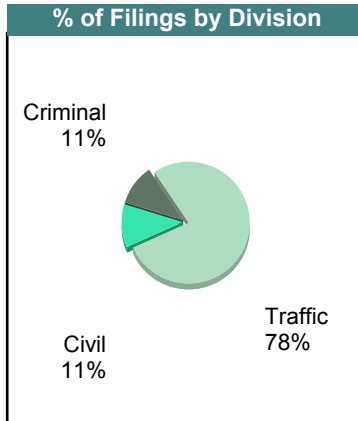
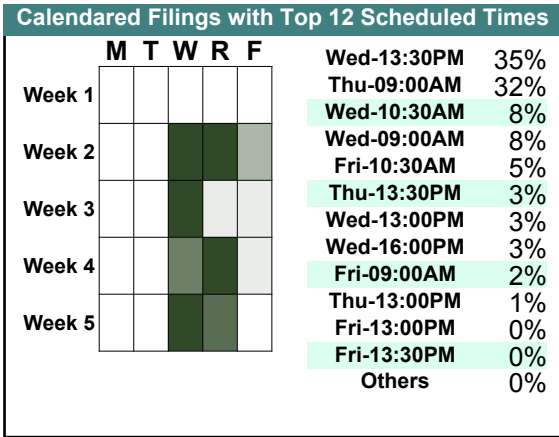
% of Filings by Division



% of Filings by Case Type (Top 10)



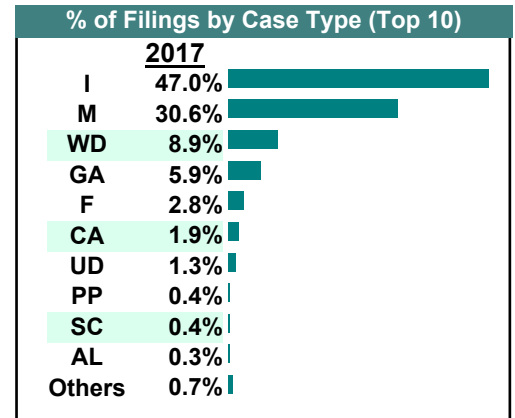
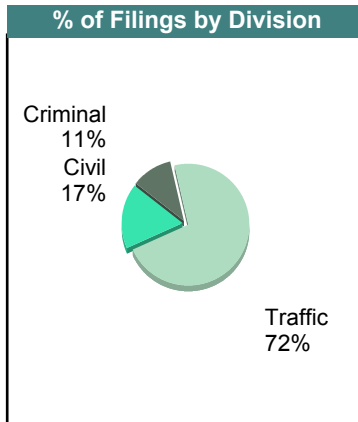
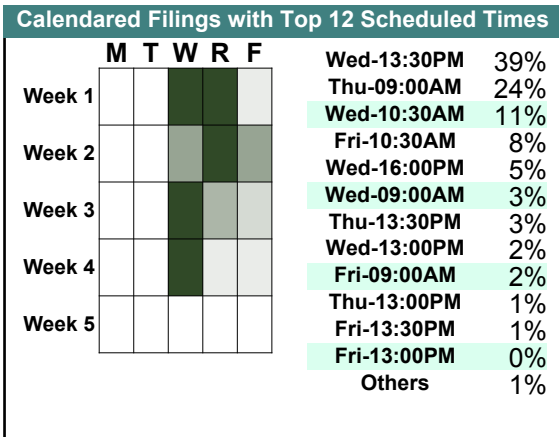
		Filings	Hearings	Transactions	Concluded	Cont
<u>Criminal</u>						
Capias	CA	19	41	41	16	25
Civil Violation	CV	3	6	6	2	4
Felony	F	73	183	223	89	134
Misdemeanor	M	130	345	348	116	230
Show Cause	SC	1	1	1	1	-
Criminal Total		226	576	619	224	393
<u>Traffic</u>						
Capias	CA	11	32	32	16	15
Felony	F	2	11	14	6	8
Infraction	I	1,011	620	1,167	1,009	152
Misdemeanor	M	626	1,027	1,029	574	447
Show Cause	SC	0	1	1	1	-
Traffic Total		1,650	1,691	2,243	1,606	622
<u>Civil</u>						
Admin License	AL	3	3	4	1	-
Detinue	DT	1	1	1	0	1
Garnishment	GA	56	11	65	54	10
Interrogatory	IN	0	0	1	1	-
Protective Order	PO	3	0	3	3	-
Prelim Prot Order	PP	6	0	6	6	-
Show Cause	SC	1	0	1	1	-
Unlawful Detainer	UD	28	25	31	26	5
Warrant in Debt	WD	145	158	177	122	53
Civil Total		243	198	289	214	69
Smyth Totals		2,119	2,465	3,151	2,044	1,084



CASELOAD STATISTICS OF THE GENERAL DISTRICT COURTS

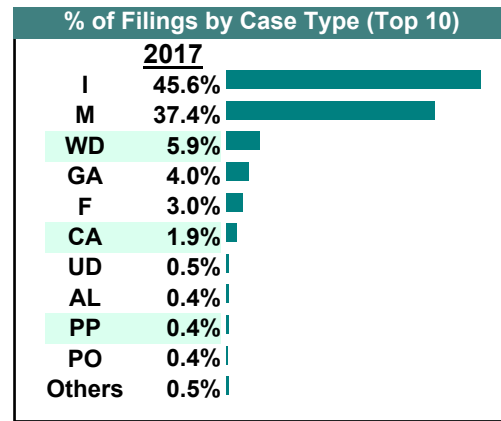
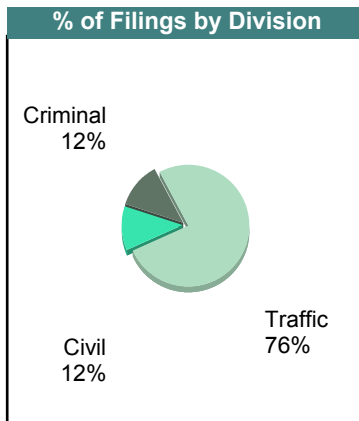
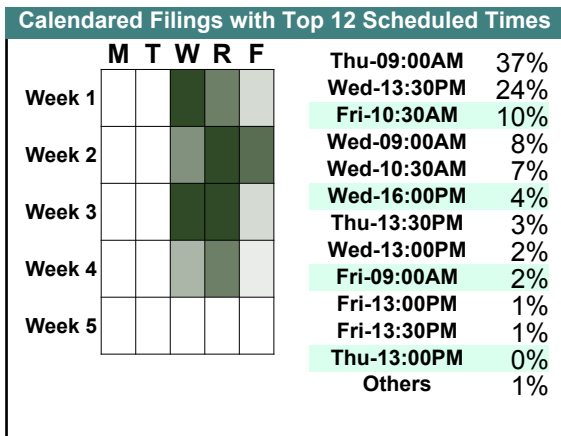
August 2017

		Filings	Hearings	Transactions	Concluded	Cont
<u>Criminal</u>						
Capias	CA	18	54	54	17	37
Civil Violation	CV	3	8	8	3	3
Felony	F	45	135	175	52	123
Misdemeanor	M	112	300	301	96	202
Show Cause	SC	5	9	9	2	6
Criminal Total		183	506	547	170	371
<u>Traffic</u>						
Capias	CA	14	22	22	9	13
Felony	F	2	3	4	1	3
Infraction	I	795	464	912	774	132
Misdemeanor	M	406	703	703	357	343
Show Cause	SC	1	5	5	2	2
Traffic Total		1,218	1,197	1,646	1,143	493
<u>Civil</u>						
Abstract	AJ	1	0	1	1	-
Admin License	AL	5	3	5	2	1
Detinue	DT	1	1	1	1	-
Garnishment	GA	99	22	119	97	21
Overweight	OC	1	0	1	1	-
Other	OT	1	0	1	1	-
Protective Order	PO	5	3	5	2	-
Prelim Prot Order	PP	6	1	6	5	-
Unlawful Detainer	UD	22	22	24	18	6
Warrant in Debt	WD	150	150	167	111	53
Civil Total		291	202	330	239	81
Smyth Totals		1,692	1,905	2,523	1,552	945



July 2017

		Filings	Hearings	Transactions	Concluded	Cont
<u>Criminal</u>						
Capias	CA	23	56	56	27	29
Civil Violation	CV	5	7	7	0	7
Felony	F	49	186	195	16	179
Misdemeanor	M	127	310	312	92	220
Show Cause	SC	3	7	7	3	4
Criminal Total		207	566	577	138	439
<u>Traffic</u>						
Capias	CA	9	14	14	1	13
Felony	F	2	7	7	0	7
Infraction	I	778	477	875	756	116
Misdemeanor	M	510	747	747	422	324
Show Cause	SC	1	5	5	4	-
Traffic Total		1,300	1,250	1,648	1,183	460
<u>Civil</u>						
Admin License	AL	7	0	7	7	-
Garnishment	GA	69	10	80	70	10
Protective Order	PO	6	4	6	2	-
Prelim Prot Order	PP	7	0	7	7	-
Unlawful Detainer	UD	8	11	12	10	2
Warrant in Debt	WD	101	86	121	98	23
Civil Total		198	111	233	194	35
Smyth Totals		1,705	1,927	2,458	1,515	934

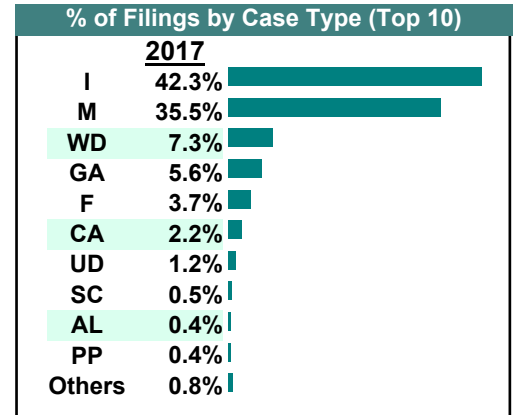
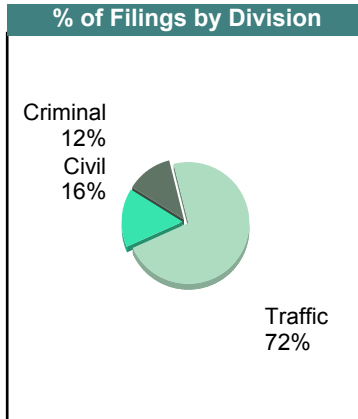
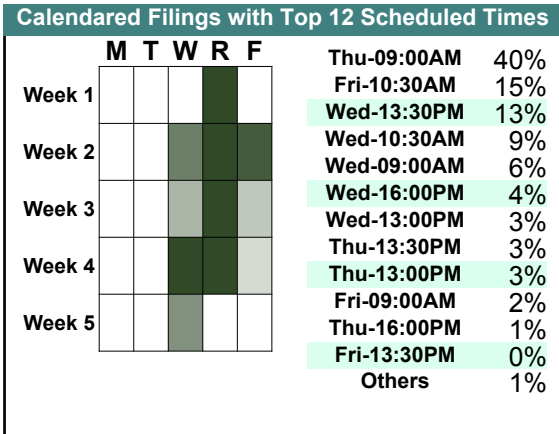


CASELOAD STATISTICS OF THE GENERAL DISTRICT COURTS

June 2017

Smyth
District: 28

		<u>Filings</u>	<u>Hearings</u>	<u>Transactions</u>	<u>Concluded</u>	<u>Cont</u>
<u>Criminal</u>						
Capias	CA	20	49	49	14	35
Civil Violation	CV	3	6	6	3	3
Felony	F	38	135	158	52	106
Misdemeanor	M	76	248	249	99	150
Show Cause	SC	2	8	8	5	3
Criminal Total		139	446	470	173	297
<u>Traffic</u>						
Capias	CA	5	11	11	4	7
Felony	F	4	5	5	1	4
Infraction	I	485	360	579	506	73
Misdemeanor	M	331	611	611	370	240
Show Cause	SC	4	10	10	4	6
Traffic Total		829	997	1,216	885	330
<u>Civil</u>						
Abstract	AJ	1	0	1	1	-
Admin License	AL	5	0	5	5	-
Detinue	DT	1	0	1	1	-
Garnishment	GA	64	10	66	56	3
Other	OT	1	0	1	1	-
Protective Order	PO	3	0	3	3	-
Prelim Prot Order	PP	5	0	5	5	-
Unlawful Detainer	UD	14	15	18	15	3
Warrant in Debt	WD	84	83	102	88	13
Civil Total		178	108	202	175	19
Smyth Totals		1,146	1,551	1,888	1,233	646

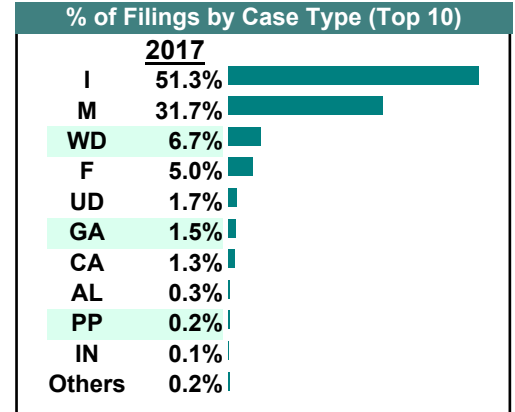
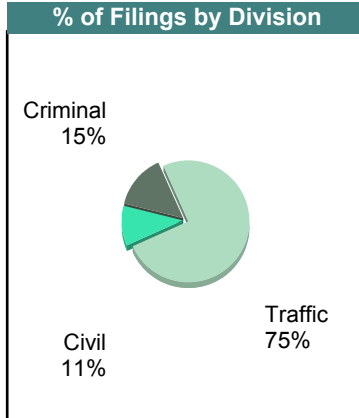
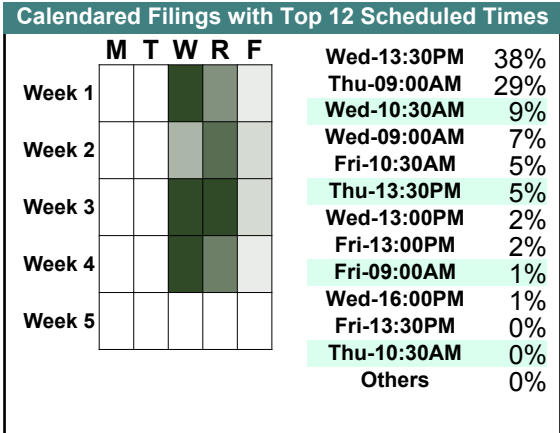


CASELOAD STATISTICS OF THE GENERAL DISTRICT COURTS

May 2017

Smyth
District: 28

		<u>Filings</u>	<u>Hearings</u>	<u>Transactions</u>	<u>Concluded</u>	<u>Cont</u>
<u>Criminal</u>						
Capias	CA	22	54	54	27	26
Civil Violation	CV	1	1	1	1	-
Felony	F	91	149	165	44	120
Misdemeanor	M	157	252	254	99	150
Show Cause	SC	0	3	3	3	-
Criminal Total		271	459	477	174	296
<u>Traffic</u>						
Capias	CA	3	11	11	4	6
Felony	F	3	4	5	1	4
Infraction	I	957	580	1,103	975	120
Misdemeanor	M	433	760	761	456	300
Show Cause	SC	1	3	3	2	1
Traffic Total		1,397	1,358	1,883	1,438	431
<u>Civil</u>						
Admin License	AL	5	3	5	2	-
Detinue	DT	1	0	1	1	-
Garnishment	GA	28	1	29	28	-
Interrogatory	IN	2	1	3	2	1
Prelim Prot Order	PP	4	0	4	4	-
Petition-Restore Arms	PR	1	1	1	0	-
Unlawful Detainer	UD	31	28	36	27	6
Warrant in Debt	WD	124	127	151	122	26
Civil Total		196	161	230	186	33
Smyth Totals		1,864	1,978	2,590	1,798	760

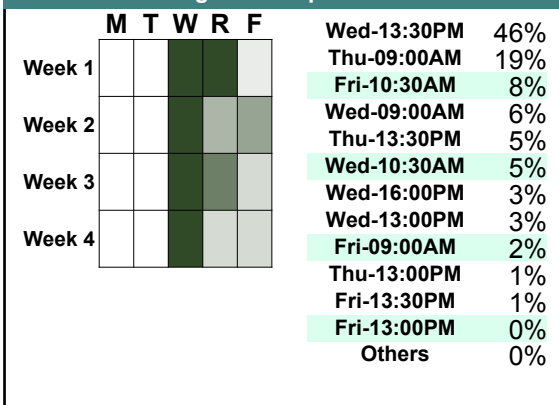


CASELOAD STATISTICS OF THE GENERAL DISTRICT COURTS

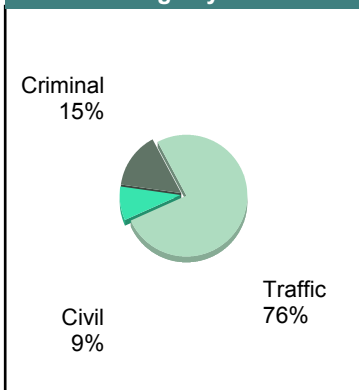
April 2017

		<u>Filings</u>	<u>Hearings</u>	<u>Transactions</u>	<u>Concluded</u>	<u>Cont</u>
<u>Criminal</u>						
Capias	CA	34	67	67	32	35
Civil Violation	CV	1	3	3	0	2
Felony	F	92	143	164	36	128
Misdemeanor	M	157	306	308	102	201
Show Cause	SC	0	7	7	1	6
Criminal Total		284	526	549	171	372
<u>Traffic</u>						
Capias	CA	6	24	24	10	12
Civil Violation	CV	1	1	1	1	-
Felony	F	0	1	1	0	1
Infraction	I	1,086	598	1,204	1,076	126
Misdemeanor	M	370	696	697	437	258
Show Cause	SC	7	16	16	9	7
Traffic Total		1,470	1,336	1,943	1,533	404
<u>Civil</u>						
Admin License	AL	2	1	3	2	1
Detinue	DT	3	3	3	3	-
Garnishment	GA	71	37	107	70	36
Other	OT	1	0	1	1	-
Protective Order	PO	4	1	4	3	-
Prelim Prot Order	PP	6	0	6	6	-
Unlawful Detainer	UD	12	12	16	14	2
Warrant in Debt	WD	75	104	127	102	23
Civil Total		174	158	267	201	62
Smyth Totals		1,928	2,020	2,759	1,905	838

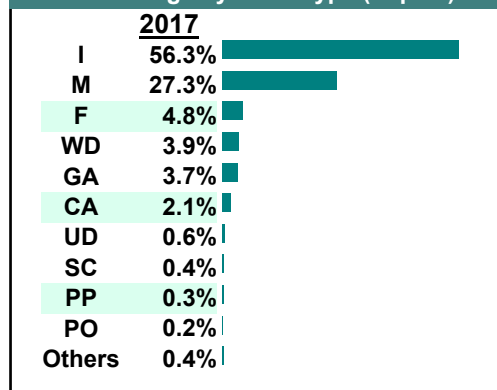
Calendared Filings with Top 12 Scheduled Times



% of Filings by Division



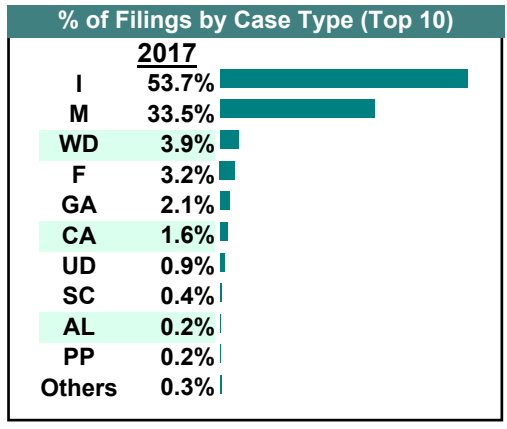
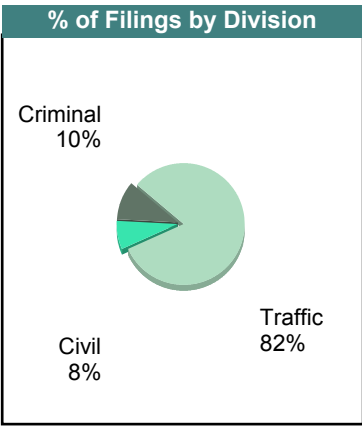
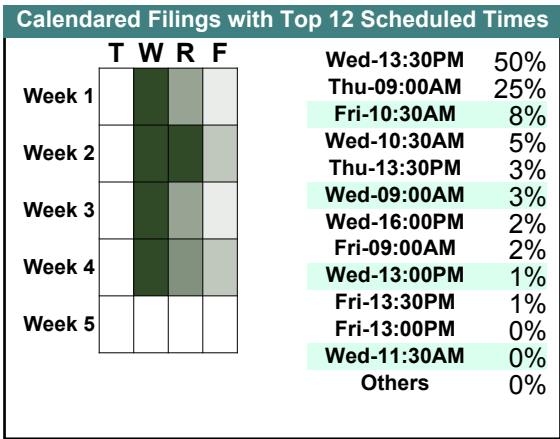
% of Filings by Case Type (Top 10)



CASELOAD STATISTICS OF THE GENERAL DISTRICT COURTS

March 2017

		<u>Filings</u>	<u>Hearings</u>	<u>Transactions</u>	<u>Concluded</u>	<u>Cont</u>
<u>Criminal</u>						
Capias	CA	23	45	45	20	25
Civil Violation	CV	0	6	6	5	1
Felony	F	67	130	170	79	89
Misdemeanor	M	125	263	263	108	153
Show Cause	SC	4	6	6	1	5
Criminal Total		219	450	490	213	273
<u>Traffic</u>						
Capias	CA	11	23	23	8	15
Felony	F	1	4	6	3	3
Infraction	I	1,134	683	1,277	1,100	175
Misdemeanor	M	583	950	950	565	385
Show Cause	SC	5	13	13	3	10
Traffic Total		1,734	1,673	2,269	1,679	588
<u>Civil</u>						
Abstract	AJ	1	0	1	1	-
Admin License	AL	4	0	4	4	-
Bond Forfeiture	BF	0	0	1	1	-
Detinue	DT	1	0	1	1	-
Garnishment	GA	44	1	45	44	1
Interrogatory	IN	3	2	3	1	1
Overweight	OC	1	0	1	1	-
Prelim Prot Order	PP	4	0	4	4	-
Unlawful Detainer	UD	18	16	19	14	5
Warrant in Debt	WD	83	126	154	68	84
Civil Total		159	145	233	139	91
Smyth Totals		2,112	2,268	2,992	2,031	952

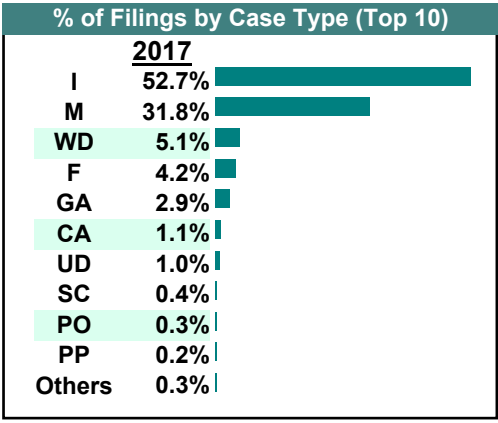
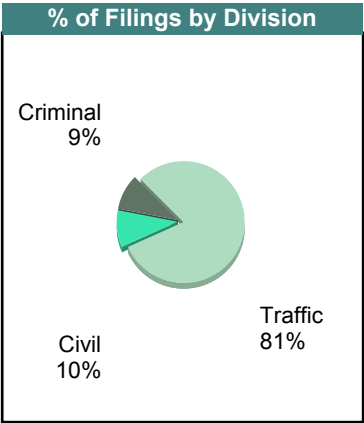
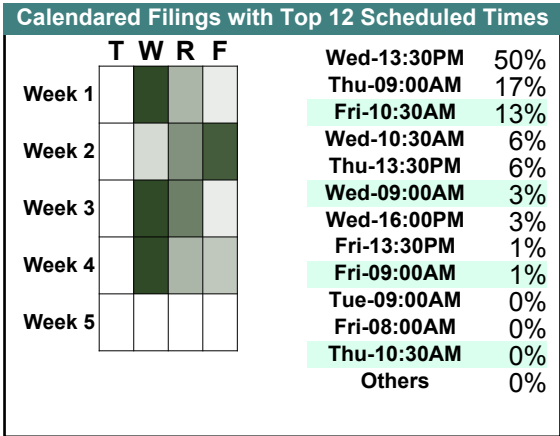


CASELOAD STATISTICS OF THE GENERAL DISTRICT COURTS

February 2017

Smyth
District: 28

		<u>Filings</u>	<u>Hearings</u>	<u>Transactions</u>	<u>Concluded</u>	<u>Cont</u>
<u>Criminal</u>						
Capias	CA	14	43	43	20	23
Civil Violation	CV	3	5	5	2	3
Felony	F	76	116	131	27	104
Misdemeanor	M	81	241	242	136	105
Show Cause	SC	1	4	4	3	1
Criminal Total		175	409	425	188	236
<u>Traffic</u>						
Capias	CA	6	12	12	8	4
Felony	F	2	4	7	3	4
Infraction	I	977	519	1,064	943	121
Misdemeanor	M	509	780	781	454	327
Show Cause	SC	6	9	9	3	6
Traffic Total		1,500	1,324	1,873	1,411	462
<u>Civil</u>						
Admin License	AL	2	1	2	1	-
Detinue	DT	1	1	1	1	-
Garnishment	GA	54	2	55	53	2
Protective Order	PO	5	0	5	5	-
Prelim Prot Order	PP	4	0	4	4	-
Unlawful Detainer	UD	18	15	22	21	1
Warrant in Debt	WD	95	101	122	97	22
Civil Total		179	120	211	182	25
Smyth Totals		1,854	1,853	2,509	1,781	723

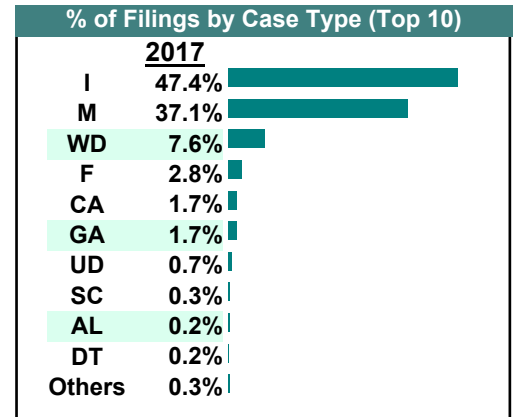
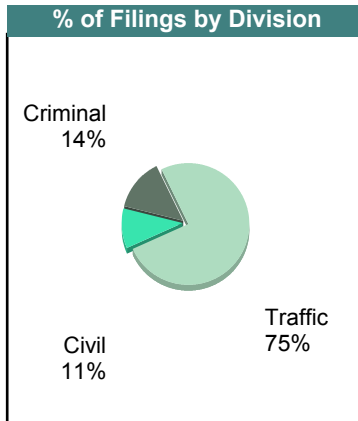
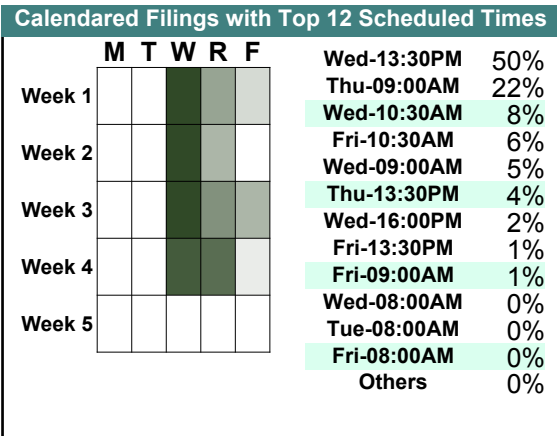


CASELOAD STATISTICS OF THE GENERAL DISTRICT COURTS

January 2017

Smyth
District: 28

		<u>Filings</u>	<u>Hearings</u>	<u>Transactions</u>	<u>Concluded</u>	<u>Cont</u>
<u>Criminal</u>						
Capias	CA	24	54	54	23	31
Civil Violation	CV	0	2	2	1	1
Felony	F	51	92	132	72	60
Misdemeanor	M	179	306	307	138	168
Show Cause	SC	3	10	10	4	6
Criminal Total		257	464	505	238	266
<u>Traffic</u>						
Capias	CA	8	18	18	6	12
Felony	F	1	4	4	0	4
Infraction	I	877	418	955	861	94
Misdemeanor	M	507	817	817	484	333
Show Cause	SC	2	4	4	0	4
Traffic Total		1,395	1,261	1,798	1,351	447
<u>Civil</u>						
Admin License	AL	4	2	4	2	-
Bond Forfeiture	BF	0	1	1	0	1
Detinue	DT	3	1	3	3	-
Garnishment	GA	31	3	65	62	2
Impoundment	IM	2	1	2	1	-
Overweight	OC	1	0	1	1	-
Other	OT	1	0	1	1	-
Protective Order	PO	1	0	1	1	-
Prelim Prot Order	PP	1	0	1	1	-
Show Cause	SC	0	0	1	1	-
Unlawful Detainer	UD	13	14	14	9	5
Warrant in Debt	WD	140	149	171	125	46
Civil Total		197	171	265	207	54
Smyth Totals		1,849	1,896	2,568	1,796	767



CASELOAD STATISTICS OF THE GENERAL DISTRICT COURTS


December 2017

Washington

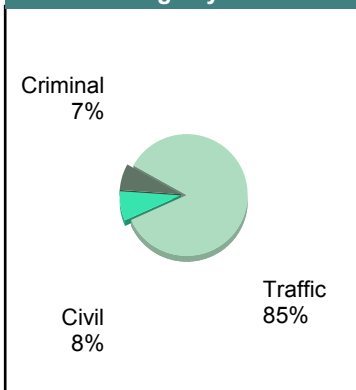
District: 28

		<u>Filings</u>	<u>Hearings</u>	<u>Transactions</u>	<u>Concluded</u>	<u>Cont</u>
<u>Criminal</u>						
Capias	CA	19	52	52	18	34
Civil Violation	CV	1	3	3	1	2
Felony	F	64	244	244	77	167
Misdemeanor	M	104	328	331	135	195
Show Cause	SC	11	15	15	7	8
Criminal Total		199	642	645	238	406
<u>Traffic</u>						
Capias	CA	11	34	34	16	18
Felony	F	3	10	10	4	6
Infraction	I	2,187	1,095	2,434	2,179	255
Misdemeanor	M	249	444	445	267	178
Show Cause	SC	1	1	1	1	-
Traffic Total		2,451	1,584	2,924	2,467	457
<u>Civil</u>						
Abstract	AJ	1	0	1	1	-
Admin License	AL	3	0	4	4	-
Counter Claim	CC	0	1	1	1	-
Detinue	DT	0	1	1	1	-
Garnishment	GA	43	0	43	43	-
Protective Order	PO	3	2	5	3	2
Prelim Prot Order	PP	3	0	3	3	-
Unlawful Detainer	UD	20	15	26	23	3
Warrant in Debt	WD	150	160	188	121	67
Civil Total		223	179	272	200	72
Washington Totals		2,873	2,405	3,841	2,905	935

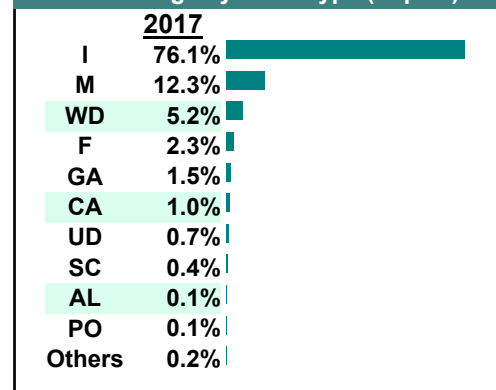
Calendared Filings with Top 12 Scheduled Times



% of Filings by Division



% of Filings by Case Type (Top 10)



CASELOAD STATISTICS OF THE GENERAL DISTRICT COURTS

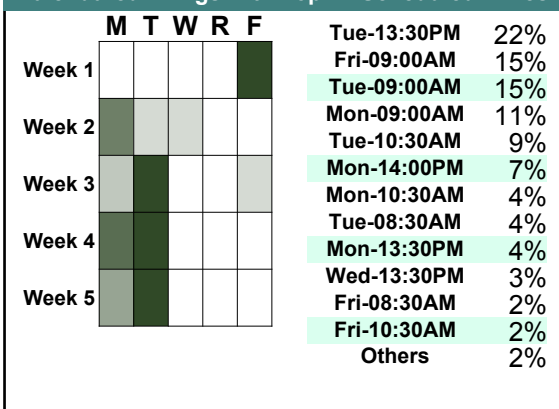
November 2017

Washington

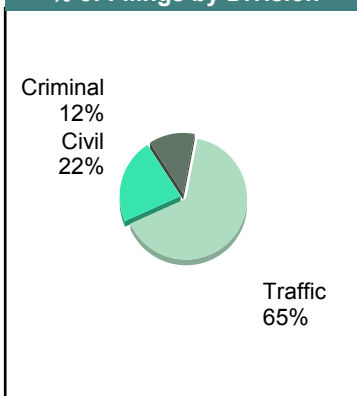
District: 28

		<u>Filings</u>	<u>Hearings</u>	<u>Transactions</u>	<u>Concluded</u>	<u>Cont</u>
<u>Criminal</u>						
Capias	CA	15	46	46	23	23
Civil Violation	CV	1	2	2	0	2
Felony	F	64	273	273	130	143
Misdemeanor	M	128	336	340	133	207
Show Cause	SC	4	11	11	4	7
Criminal Total		212	668	672	290	382
<u>Traffic</u>						
Capias	CA	11	21	21	11	10
Civil Violation	CV	2	2	2	2	-
Felony	F	2	7	7	1	6
Infraction	I	975	673	1,191	1,002	189
Misdemeanor	M	134	270	270	140	130
Show Cause	SC	0	1	1	1	-
Traffic Total		1,124	974	1,492	1,157	335
<u>Civil</u>						
Abstract	AJ	1	0	1	1	-
Admin License	AL	5	3	7	4	3
Bond Forfeiture	BF	0	0	1	1	-
Counter Claim	CC	1	2	2	1	1
Detinue	DT	1	4	4	3	1
Garnishment	GA	119	0	119	119	-
Interrogatory	IN	1	1	2	1	1
Overweight	OC	0	2	2	0	2
Protective Order	PO	3	3	8	5	3
Prelim Prot Order	PP	2	0	2	2	-
Petition-Restore Arms	PR	0	0	1	1	-
Show Cause	SC	1	0	2	2	-
Unlawful Detainer	UD	29	30	37	27	10
Warrant in Debt	WD	224	267	321	214	107
Civil Total		387	312	509	381	128
Washington Totals		1,723	1,954	2,673	1,828	845

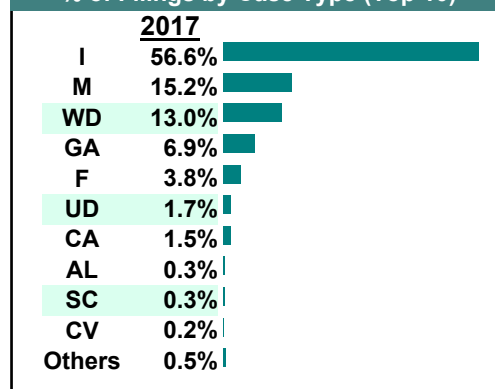
Calendared Filings with Top 12 Scheduled Times



% of Filings by Division



% of Filings by Case Type (Top 10)



CASELOAD STATISTICS OF THE GENERAL DISTRICT COURTS

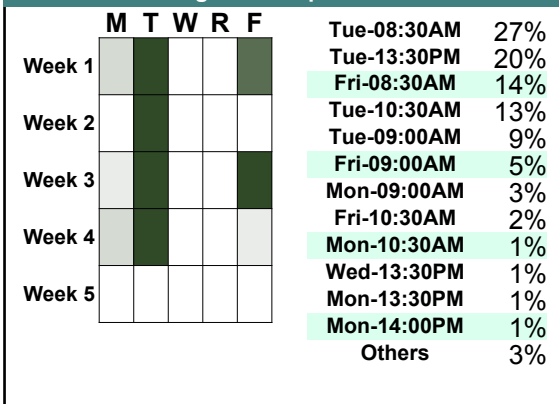
October 2017

Washington

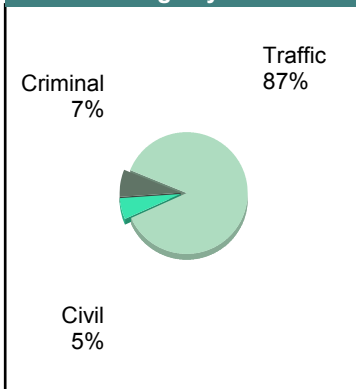
District: 28

		<u>Filings</u>	<u>Hearings</u>	<u>Transactions</u>	<u>Concluded</u>	<u>Cont</u>
<u>Criminal</u>						
Capias	CA	23	58	58	25	33
Civil Violation	CV	0	1	1	0	1
Felony	F	71	323	323	84	239
Misdemeanor	M	167	378	384	164	220
Show Cause	SC	8	10	10	8	2
Criminal Total		269	770	776	281	495
<u>Traffic</u>						
Capias	CA	11	30	30	7	23
Felony	F	3	9	9	2	7
Infraction	I	2,848	1,518	3,165	2,806	359
Misdemeanor	M	306	485	485	262	223
Show Cause	SC	3	3	3	3	-
Traffic Total		3,171	2,045	3,692	3,080	612
<u>Civil</u>						
Abstract	AJ	1	0	1	1	-
Admin License	AL	7	1	7	6	1
Bond Forfeiture	BF	0	2	2	0	2
Counter Claim	CC	1	1	1	0	1
Detinue	DT	4	3	4	1	3
Garnishment	GA	37	1	37	36	1
Impoundment	IM	2	0	2	2	-
Interrogatory	IN	0	1	1	0	1
Overweight	OC	1	0	1	1	-
Protective Order	PO	4	1	6	5	1
Prelim Prot Order	PP	3	0	3	3	-
Show Cause	SC	0	1	1	0	1
Unlawful Detainer	UD	19	16	21	17	4
Warrant in Debt	WD	120	131	175	131	44
Civil Total		199	158	262	203	59
Washington Totals		3,639	2,973	4,730	3,564	1,166

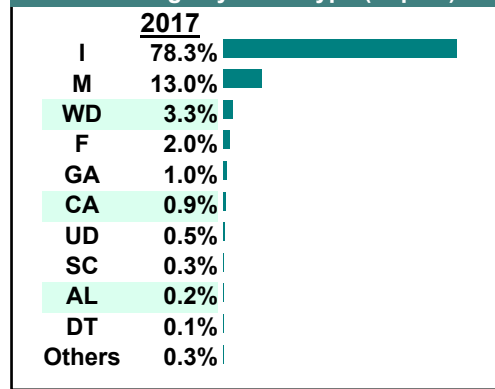
Calendared Filings with Top 12 Scheduled Times



% of Filings by Division



% of Filings by Case Type (Top 10)



CASELOAD STATISTICS OF THE GENERAL DISTRICT COURTS

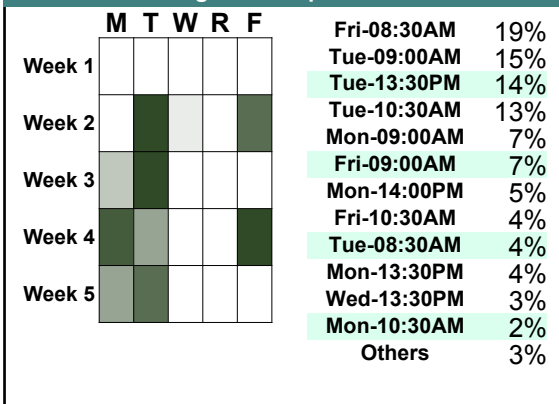
September 2017

Washington

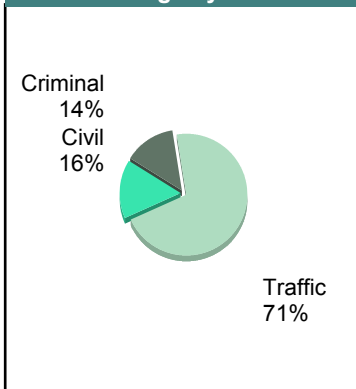
District: 28

		<u>Filings</u>	<u>Hearings</u>	<u>Transactions</u>	<u>Concluded</u>	<u>Cont</u>
<u>Criminal</u>						
Capias	CA	23	52	52	22	30
Civil Violation	CV	2	5	5	2	3
Felony	F	94	281	281	57	224
Misdemeanor	M	164	355	361	161	199
Show Cause	SC	4	9	9	5	4
Criminal Total		287	702	708	247	460
<u>Traffic</u>						
Capias	CA	7	24	24	8	16
Felony	F	2	8	8	4	4
Infraction	I	1,253	907	1,489	1,318	170
Misdemeanor	M	242	418	418	268	150
Show Cause	SC	0	1	1	0	1
Traffic Total		1,504	1,358	1,940	1,598	341
<u>Civil</u>						
Admin License	AL	6	1	7	6	1
Bond Forfeiture	BF	1	2	2	0	2
Detinue	DT	3	2	3	3	-
Garnishment	GA	104	0	108	108	-
Impoundment	IM	2	0	2	2	-
Interrogatory	IN	2	3	6	3	2
Overweight	OC	0	2	2	0	2
Other	OT	4	1	4	4	-
Protective Order	PO	6	6	11	5	6
Prelim Prot Order	PP	10	0	10	10	-
Petition-Restore Arms	PR	0	1	2	1	1
Show Cause	SC	2	1	2	1	1
Unlawful Detainer	UD	32	30	37	32	5
Warrant in Debt	WD	159	202	254	177	77
Civil Total		331	251	450	352	97
Washington Totals		2,122	2,311	3,098	2,197	898

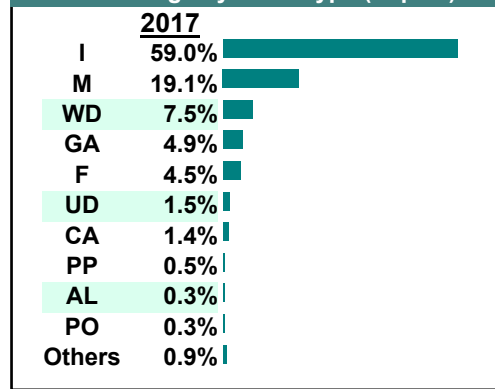
Calendared Filings with Top 12 Scheduled Times



% of Filings by Division



% of Filings by Case Type (Top 10)



CASELOAD STATISTICS OF THE GENERAL DISTRICT COURTS

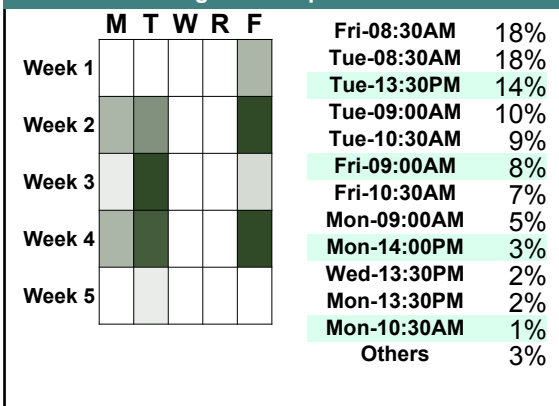
August 2017

Washington

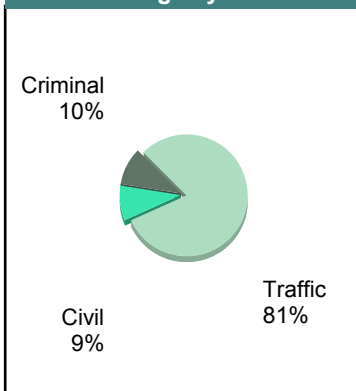
District: 28

		<u>Filings</u>	<u>Hearings</u>	<u>Transactions</u>	<u>Concluded</u>	<u>Cont</u>
<u>Criminal</u>						
Capias	CA	19	52	52	28	24
Civil Violation	CV	3	4	4	2	2
Felony	F	93	277	277	73	204
Misdemeanor	M	240	426	442	213	229
Show Cause	SC	6	10	10	4	6
Criminal Total		361	769	785	320	465
<u>Traffic</u>						
Capias	CA	11	27	27	9	18
Felony	F	2	12	12	4	8
Infraction	I	2,616	1,151	2,761	2,477	284
Misdemeanor	M	289	452	452	276	176
Show Cause	SC	0	1	1	1	-
Traffic Total		2,918	1,643	3,253	2,767	486
<u>Civil</u>						
Abstract	AJ	1	0	1	1	-
Admin License	AL	6	0	6	6	-
Detinue	DT	2	2	3	3	-
Garnishment	GA	128	4	130	126	4
Impoundment	IM	1	0	1	1	-
Interrogatory	IN	3	2	3	1	2
Other	OT	1	1	2	1	1
Protective Order	PO	7	4	16	12	4
Prelim Prot Order	PP	7	2	9	7	2
Petition-Restore Arms	PR	0	1	1	0	1
Unlawful Detainer	UD	15	17	18	14	3
Warrant in Debt	WD	162	176	210	151	59
Civil Total		333	209	400	323	76
Washington Totals		3,612	2,621	4,438	3,410	1,027

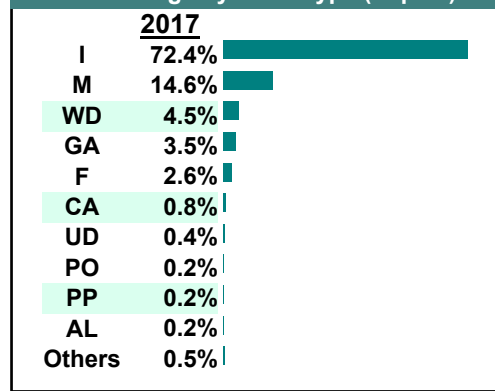
Calendared Filings with Top 12 Scheduled Times



% of Filings by Division



% of Filings by Case Type (Top 10)



CASELOAD STATISTICS OF THE GENERAL DISTRICT COURTS

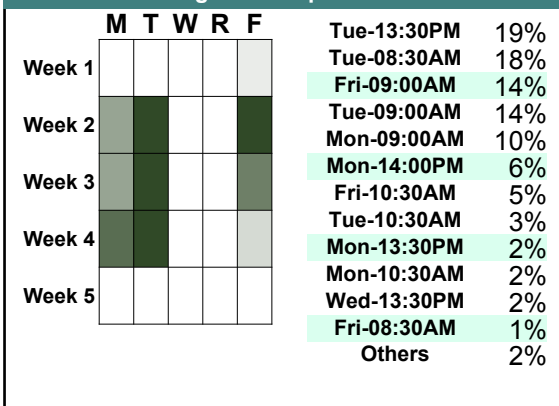
July 2017

Washington

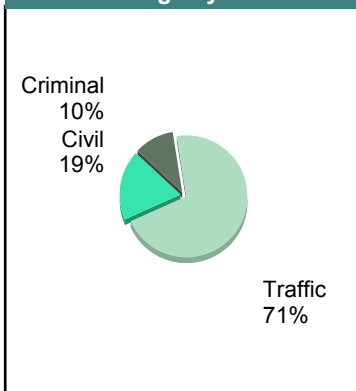
District: 28

		<u>Filings</u>	<u>Hearings</u>	<u>Transactions</u>	<u>Concluded</u>	<u>Cont</u>
<u>Criminal</u>						
Capias	CA	19	51	51	25	26
Civil Violation	CV	0	2	2	1	1
Felony	F	55	270	270	91	179
Misdemeanor	M	144	331	345	186	159
Show Cause	SC	8	10	10	5	5
Criminal Total		226	664	678	308	370
<u>Traffic</u>						
Capias	CA	8	25	25	10	15
Felony	F	2	10	10	5	5
Infraction	I	1,346	833	1,535	1,352	183
Misdemeanor	M	174	322	322	181	141
Show Cause	SC	0	1	1	0	1
Traffic Total		1,530	1,191	1,893	1,548	345
<u>Civil</u>						
Abstract	AJ	2	1	2	2	-
Admin License	AL	2	0	2	2	-
Garnishment	GA	137	1	137	136	1
Impoundment	IM	1	0	1	1	-
Interrogatory	IN	2	2	2	0	2
Overweight	OC	1	1	1	0	1
Other	OT	3	0	3	3	-
Protective Order	PO	9	7	12	5	7
Prelim Prot Order	PP	9	0	9	9	-
Petition-Restore Arms	PR	0	2	2	0	2
Unlawful Detainer	UD	26	31	41	34	7
Warrant in Debt	WD	211	221	286	198	88
Civil Total		403	266	498	390	108
Washington Totals		2,159	2,121	3,069	2,246	823

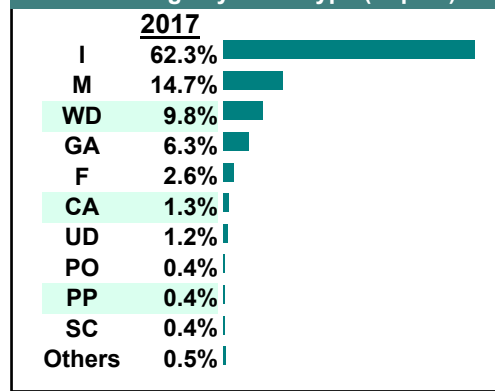
Calendared Filings with Top 12 Scheduled Times



% of Filings by Division



% of Filings by Case Type (Top 10)



CASELOAD STATISTICS OF THE GENERAL DISTRICT COURTS

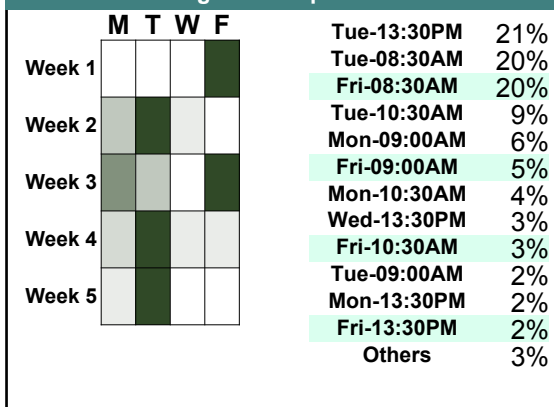
June 2017

Washington

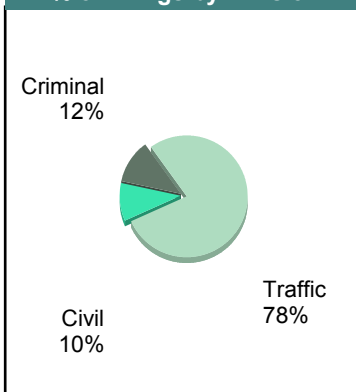
District: 28

		<u>Filings</u>	<u>Hearings</u>	<u>Transactions</u>	<u>Concluded</u>	<u>Cont</u>
<u>Criminal</u>						
Capias	CA	13	67	67	26	41
Civil Violation	CV	1	4	4	3	1
Felony	F	88	373	373	87	286
Misdemeanor	M	195	428	434	185	249
Show Cause	SC	2	9	9	6	3
Criminal Total		299	881	887	307	580
<u>Traffic</u>						
Capias	CA	9	30	30	13	17
Felony	F	8	21	21	5	16
Infraction	I	1,754	964	1,989	1,758	231
Misdemeanor	M	220	409	409	207	202
Show Cause	SC	0	1	1	1	-
Traffic Total		1,991	1,425	2,450	1,984	466
<u>Civil</u>						
Admin License	AL	1	0	1	1	-
Bond Forfeiture	BF	0	1	1	1	-
Detinue	DT	3	2	4	3	1
Garnishment	GA	41	0	41	41	-
Overweight	OC	1	1	2	1	1
Protective Order	PO	3	4	7	3	4
Prelim Prot Order	PP	7	0	7	7	-
Petition-Restore Arms	PR	0	2	2	0	2
Unlawful Detainer	UD	37	34	39	28	11
Warrant in Debt	WD	161	183	222	163	59
Civil Total		254	227	326	248	78
Washington Totals		2,544	2,533	3,663	2,539	1,124

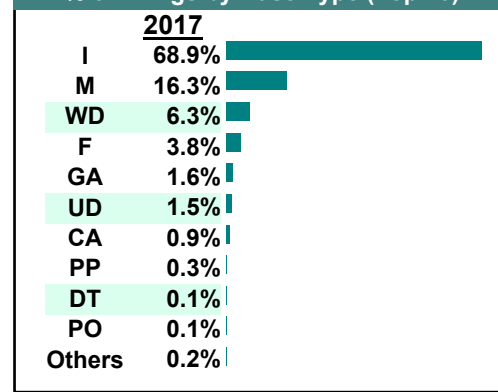
Calendar Filings with Top 12 Scheduled Times



% of Filings by Division



% of Filings by Case Type (Top 10)



CASELOAD STATISTICS OF THE GENERAL DISTRICT COURTS

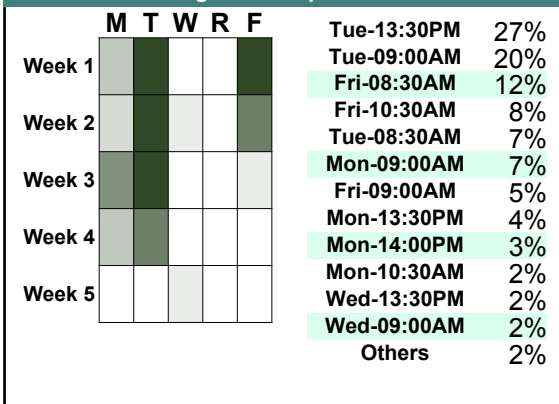
May 2017

Washington

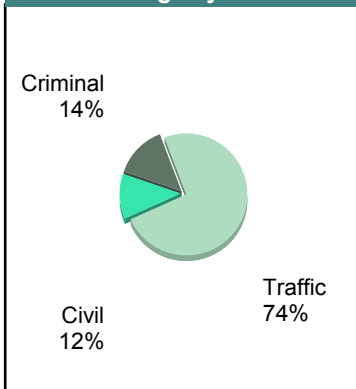
District: 28

		<u>Filings</u>	<u>Hearings</u>	<u>Transactions</u>	<u>Concluded</u>	<u>Cont</u>
<u>Criminal</u>						
Capias	CA	30	67	67	16	51
Civil Violation	CV	1	5	5	2	3
Felony	F	117	238	238	35	203
Misdemeanor	M	153	306	316	118	198
Show Cause	SC	2	5	5	2	3
Criminal Total		303	621	631	173	458
<u>Traffic</u>						
Capias	CA	8	26	26	9	17
Felony	F	0	5	5	2	3
Infraction	I	1,431	870	1,607	1,393	214
Misdemeanor	M	195	337	337	197	140
Show Cause	SC	0	1	1	0	1
Traffic Total		1,634	1,239	1,976	1,601	375
<u>Civil</u>						
Abstract	AJ	2	0	2	2	-
Admin License	AL	6	0	6	6	-
Bond Forfeiture	BF	0	1	1	0	1
Counter Claim	CC	1	1	1	1	-
Detinue	DT	1	3	3	2	1
Garnishment	GA	59	0	59	59	-
Overweight	OC	5	1	5	4	1
Other	OT	4	0	4	4	-
Protective Order	PO	4	3	9	6	3
Prelim Prot Order	PP	4	0	4	4	-
Petition-Restore Arms	PR	1	2	2	0	2
Show Cause	SC	1	0	1	1	-
Unlawful Detainer	UD	25	18	25	21	4
Warrant in Debt	WD	153	173	214	145	69
Civil Total		266	202	336	255	81
Washington Totals		2,203	2,062	2,943	2,029	914

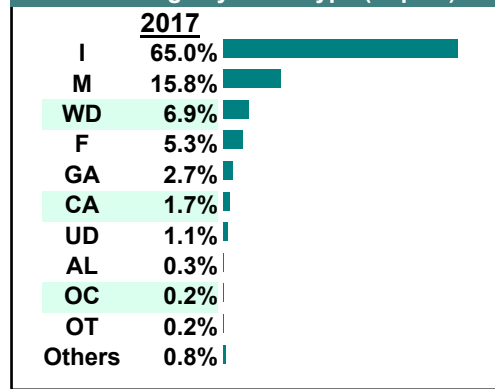
Calendared Filings with Top 12 Scheduled Times



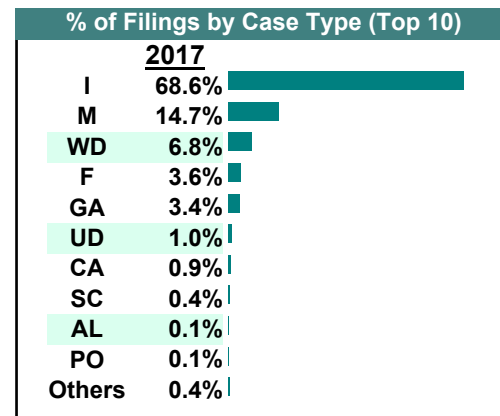
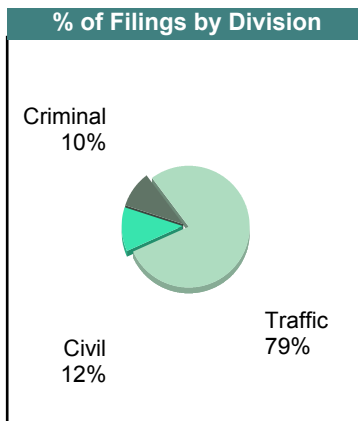
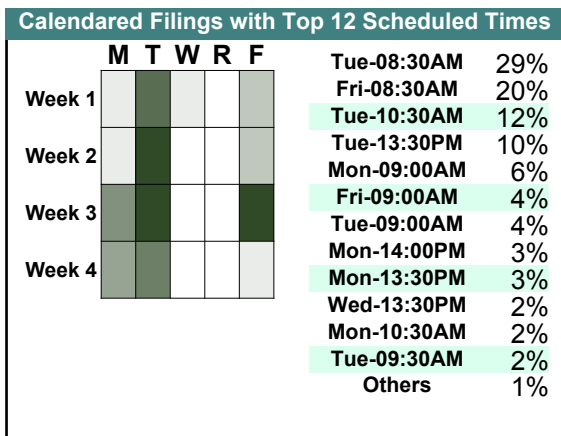
% of Filings by Division



% of Filings by Case Type (Top 10)



		Filings	Hearings	Transactions	Concluded	Cont
<u>Criminal</u>						
Capias	CA	15	46	46	13	33
Civil Violation	CV	2	4	4	1	3
Felony	F	75	207	207	45	162
Misdemeanor	M	104	265	275	87	188
Show Cause	SC	4	8	8	4	4
Criminal Total		200	530	540	150	390
<u>Traffic</u>						
Capias	CA	3	13	13	5	8
Felony	F	0	9	9	1	8
Infraction	I	1,436	731	1,553	1,398	155
Misdemeanor	M	204	328	328	173	155
Show Cause	SC	4	5	5	3	2
Traffic Total		1,647	1,086	1,908	1,580	328
<u>Civil</u>						
Admin License	AL	3	0	3	3	-
Detinue	DT	2	2	3	2	1
Garnishment	GA	71	0	71	71	-
Impoundment	IM	1	0	1	1	-
Overweight	OC	1	0	2	2	-
Protective Order	PO	3	4	5	1	4
Prelim Prot Order	PP	2	0	2	2	-
Unlawful Detainer	UD	20	21	27	27	-
Warrant in Debt	WD	143	137	172	119	52
Civil Total		246	164	286	228	57
Washington Totals		2,093	1,780	2,734	1,958	775



CASELOAD STATISTICS OF THE GENERAL DISTRICT COURTS

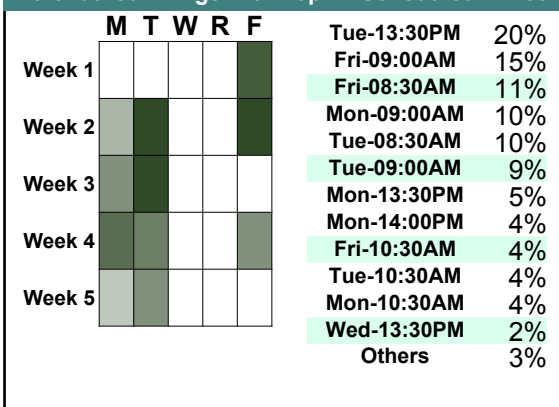
March 2017

Washington

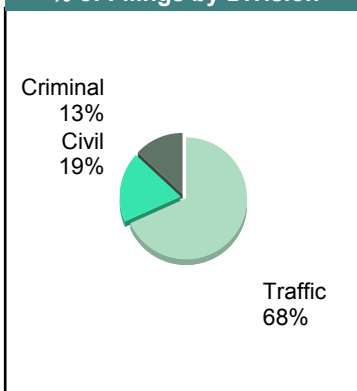
District: 28

		<u>Filings</u>	<u>Hearings</u>	<u>Transactions</u>	<u>Concluded</u>	<u>Cont</u>
<u>Criminal</u>						
Capias	CA	19	62	62	26	36
Civil Violation	CV	3	5	5	1	4
Felony	F	90	246	246	78	168
Misdemeanor	M	119	321	323	144	179
Show Cause	SC	4	10	10	6	4
Criminal Total		235	644	646	255	391
<u>Traffic</u>						
Capias	CA	7	28	28	11	17
Felony	F	4	12	12	3	9
Infraction	I	1,076	689	1,221	1,077	144
Misdemeanor	M	150	294	294	165	129
Show Cause	SC	3	3	3	2	1
Traffic Total		1,240	1,026	1,558	1,258	300
<u>Civil</u>						
Abstract	AJ	1	0	1	1	-
Admin License	AL	4	0	4	4	-
Bond Forfeiture	BF	0	1	1	0	1
Detinue	DT	0	1	2	1	1
Garnishment	GA	83	1	84	83	1
Impoundment	IM	1	0	1	1	-
Interrogatory	IN	0	0	1	1	-
Overweight	OC	1	0	1	1	-
Other	OT	1	0	1	1	-
Protective Order	PO	5	3	5	2	3
Prelim Prot Order	PP	5	0	5	5	-
Petition-Restore Arms	PR	1	1	1	0	1
Tenants Assertion	TA	1	1	1	1	-
Unlawful Detainer	UD	26	27	32	21	11
Warrant in Debt	WD	209	233	294	205	89
Civil Total		338	268	434	327	107
Washington Totals		1,813	1,938	2,638	1,840	798

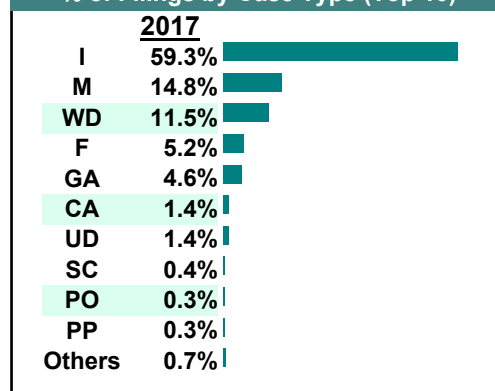
Calendared Filings with Top 12 Scheduled Times



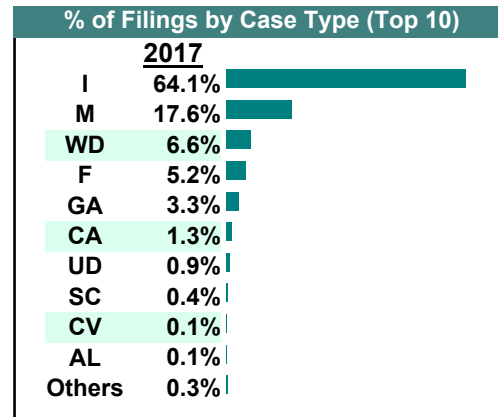
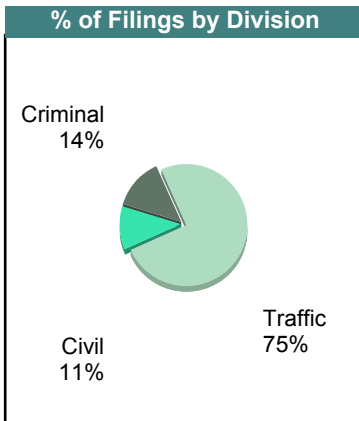
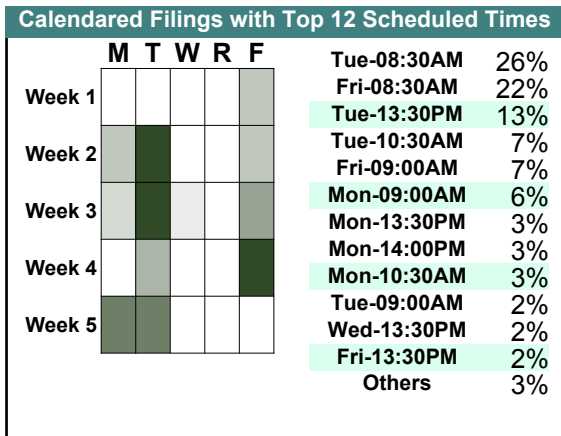
% of Filings by Division



% of Filings by Case Type (Top 10)



		Filings	Hearings	Transactions	Concluded	Cont
<u>Criminal</u>						
Capias	CA	24	52	52	18	34
Civil Violation	CV	3	4	4	1	3
Felony	F	114	231	231	42	189
Misdemeanor	M	164	364	373	144	229
Show Cause	SC	10	13	13	8	5
Criminal Total		315	664	673	213	460
<u>Traffic</u>						
Capias	CA	6	28	28	11	17
Felony	F	5	12	12	0	12
Infraction	I	1,461	767	1,646	1,467	179
Misdemeanor	M	237	393	393	222	171
Show Cause	SC	0	2	2	2	-
Traffic Total		1,709	1,202	2,081	1,702	379
<u>Civil</u>						
Admin License	AL	2	0	2	2	-
Detinue	DT	2	5	5	2	3
Garnishment	GA	76	1	77	76	1
Interrogatory	IN	2	0	2	2	-
Overweight	OC	2	1	2	1	1
Protective Order	PO	0	0	1	1	-
Prelim Prot Order	PP	1	0	1	1	-
Unlawful Detainer	UD	21	13	24	21	3
Warrant in Debt	WD	151	150	174	129	45
Civil Total		257	170	288	235	53
Washington Totals		2,281	2,036	3,042	2,150	892



CASELOAD STATISTICS OF THE GENERAL DISTRICT COURTS

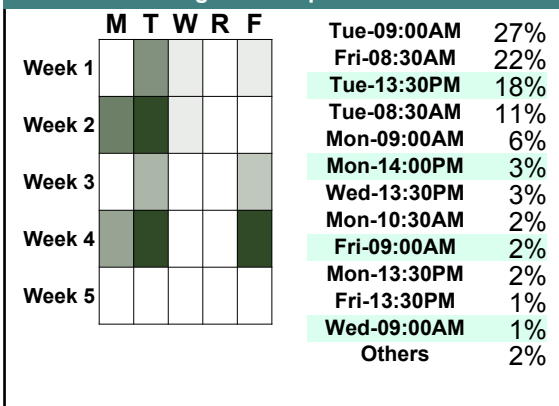
January 2017

Washington

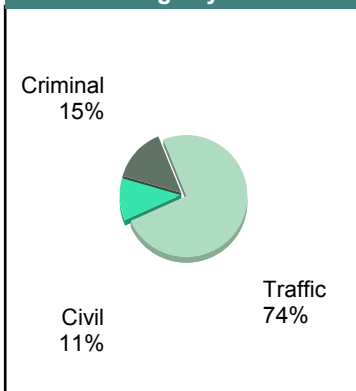
District: 28

		<u>Filings</u>	<u>Hearings</u>	<u>Transactions</u>	<u>Concluded</u>	<u>Cont</u>
<u>Criminal</u>						
Capias	CA	29	55	55	15	40
Felony	F	64	275	275	120	155
Misdemeanor	M	148	336	339	132	207
Show Cause	SC	4	12	12	6	6
Criminal Total		245	678	681	273	408
<u>Traffic</u>						
Capias	CA	10	26	26	2	24
Civil Violation	CV	1	1	1	1	-
Felony	F	3	5	5	0	5
Infraction	I	1,095	642	1,270	1,115	155
Misdemeanor	M	146	280	281	163	118
Show Cause	SC	2	2	2	0	2
Traffic Total		1,257	956	1,585	1,281	304
<u>Civil</u>						
Abstract	AJ	1	0	1	1	-
Admin License	AL	5	0	6	6	-
Bond Forfeiture	BF	0	4	5	2	3
Detinue	DT	2	3	4	2	2
Garnishment	GA	54	1	54	53	1
Interrogatory	IN	0	1	1	0	1
Overweight	OC	0	0	1	1	-
Protective Order	PO	2	1	6	5	1
Petition-Restore Arms	PR	0	0	1	1	-
Show Cause	SC	1	0	1	1	-
Unlawful Detainer	UD	21	20	24	21	3
Warrant in Debt	WD	100	122	160	115	45
Civil Total		186	152	264	208	56
Washington Totals		1,688	1,786	2,530	1,762	768

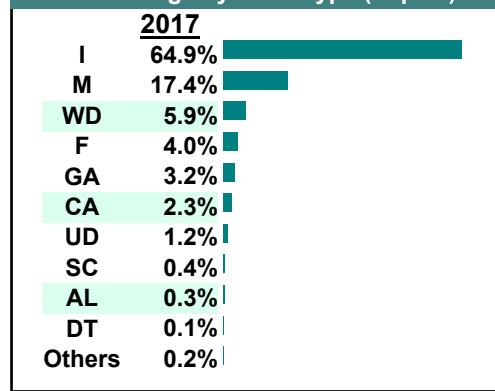
Calendared Filings with Top 12 Scheduled Times



% of Filings by Division



% of Filings by Case Type (Top 10)

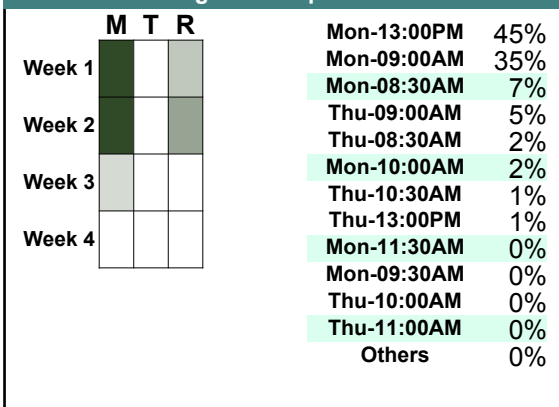


Filings by Court & Division

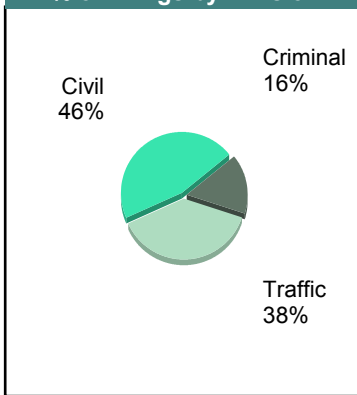
	<u>Bristol</u>		<u>Smyth</u>		<u>Washington</u>		<u>Total</u>
C Misdemeanor	944	22%	1,424	34%	1,830	44%	4,198
Felony	641	27%	780	32%	989	41%	2,410
Capias	154	24%	252	39%	248	38%	654
Show Cause	50	34%	28	19%	67	46%	145
Civil Violation	22	33%	28	42%	17	25%	67
Total	1,811	24%	2,512	34%	3,151	42%	7,474
T Infraction	5,169	15%	10,654	30%	19,478	55%	35,301
Misdemeanor	1,628	17%	5,691	58%	2,546	26%	9,865
Capias	65	24%	102	38%	102	38%	269
Felony	20	25%	25	32%	34	43%	79
Show Cause	12	19%	37	60%	13	21%	62
Civil Violation	1	20%	1	20%	3	60%	5
Total	6,895	15%	16,510	36%	22,176	49%	45,581
V Warrant in Debt	641	17%	1,284	33%	1,943	50%	3,868
Garnishment	244	13%	658	35%	952	51%	1,854
Unlawful Detainer	584	54%	198	18%	291	27%	1,073
Prelim Prot Order	41	29%	48	34%	53	37%	142
Admin License	36	26%	52	38%	50	36%	138
Protective Order	42	31%	44	33%	49	36%	135
Detinue	34	49%	15	22%	20	29%	69
Impoundment	10	43%	5	22%	8	35%	23
Other	5	23%	4	18%	13	59%	22
Abstract	1	5%	9	45%	10	50%	20
Overweight	1	5%	6	32%	12	63%	19
Interrogatory	2	11%	6	33%	10	56%	18
Show Cause	1	13%	2	25%	5	63%	8
Petition-Restore Arms	2	40%	1	20%	2	40%	5
Counter Claim	-	0%	-	0%	3	100%	3
Bond Forfeiture	1	50%	-	0%	1	50%	2
Tenants Assertion	1	50%	-	0%	1	50%	2
Custody Relief	1	100%	-	0%	-	0%	1
Total	1,647	22%	2,332	32%	3,423	46%	7,402
Total	10,353	17%	21,354	35%	28,750	48%	60,457

		<u>Filings</u>	<u>Hearings</u>	<u>Transactions</u>	<u>Concluded</u>	<u>Cont</u>
<u>Criminal</u>						
Capias	CA	7	21	21	9	12
Felony	F	21	60	62	6	56
Misdemeanor	M	25	117	118	31	87
Show Cause	SC	11	34	34	10	24
Criminal Total		64	232	235	56	179
<u>Traffic</u>						
Capias	CA	6	19	19	4	15
Infraction	I	126	180	240	181	59
Misdemeanor	M	19	76	76	36	40
Show Cause	SC	4	15	15	3	12
Traffic Total		155	290	350	224	126
<u>Civil</u>						
Abstract	AJ	1	0	1	1	-
Admin License	AL	2	2	5	3	2
Garnishment	GA	58	15	71	56	15
Overweight	OC	0	1	2	1	1
Protective Order	PO	0	0	1	1	-
Warrant in Debt	WD	124	141	156	112	44
Civil Total		185	159	236	174	62
Buchanan Totals		404	681	821	454	367

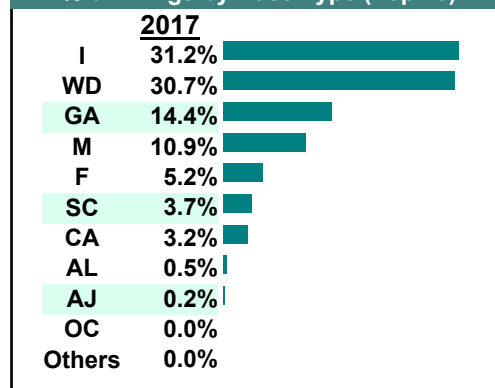
Calendared Filings with Top 12 Scheduled Times



% of Filings by Division



% of Filings by Case Type (Top 10)



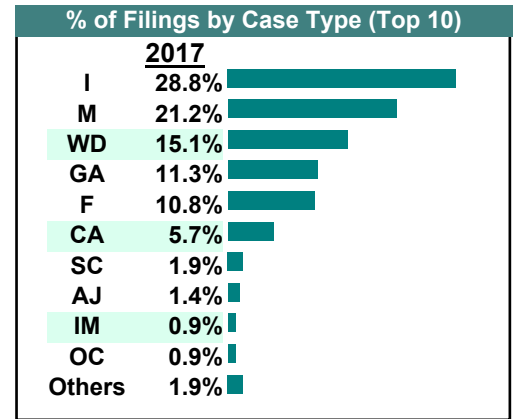
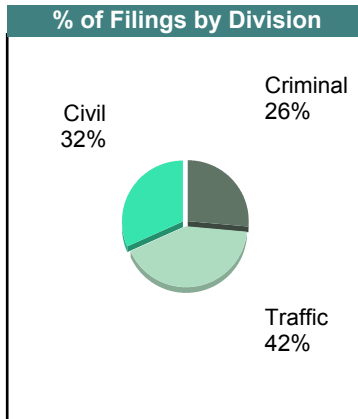
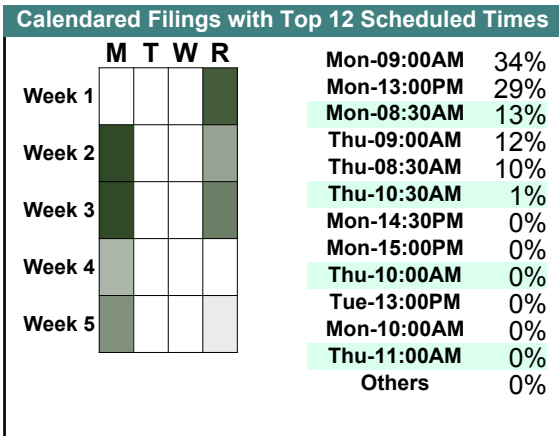
CASELOAD STATISTICS OF THE GENERAL DISTRICT COURTS

November 2017

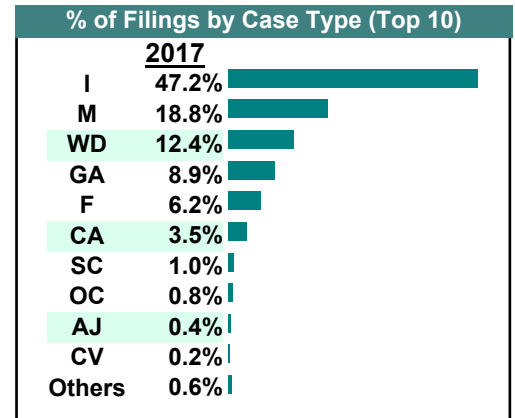
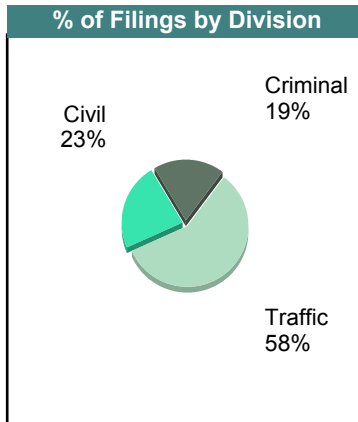
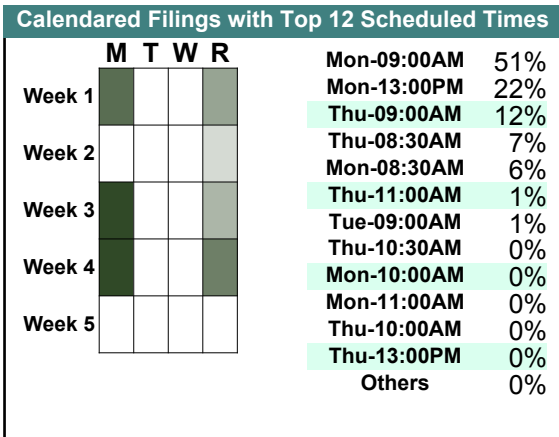
Buchanan

District: 29

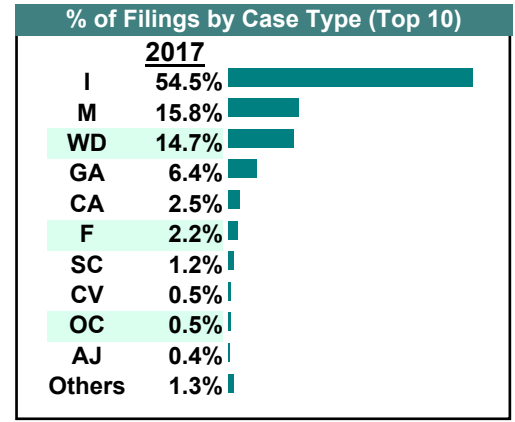
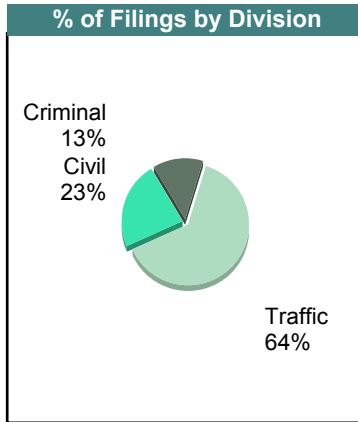
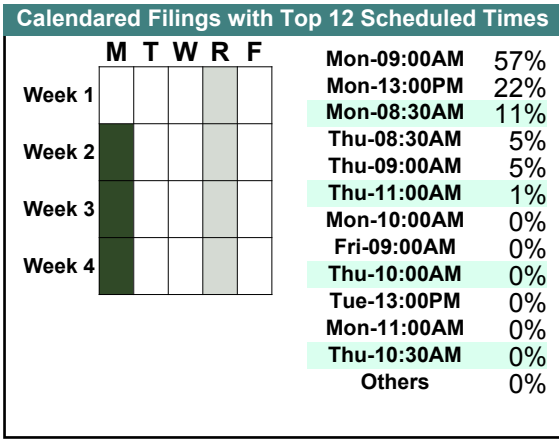
		<u>Filings</u>	<u>Hearings</u>	<u>Transactions</u>	<u>Concluded</u>	<u>Cont</u>
<u>Criminal</u>						
Capias	CA	6	30	30	13	17
Felony	F	23	73	82	23	59
Misdemeanor	M	24	98	100	31	69
Show Cause	SC	3	18	18	5	13
Criminal Total		56	219	230	72	158
<u>Traffic</u>						
Capias	CA	6	14	14	6	8
Felony	F	0	0	2	2	-
Infraction	I	61	98	110	61	49
Misdemeanor	M	21	65	65	26	39
Show Cause	SC	1	14	14	3	11
Traffic Total		89	191	205	98	107
<u>Civil</u>						
Abstract	AJ	3	0	3	3	-
Detinue	DT	1	0	1	1	-
Garnishment	GA	24	6	26	20	6
Impoundment	IM	2	0	2	2	-
Overweight	OC	2	1	2	1	1
Other	OT	1	0	1	1	-
Protective Order	PO	1	1	1	0	1
Unlawful Detainer	UD	1	2	2	2	-
Warrant in Debt	WD	32	35	38	23	15
Civil Total		67	45	76	53	23
Buchanan Totals		212	455	511	223	288



		Filings	Hearings	Transactions	Concluded	Cont
<u>Criminal</u>						
Capias	CA	13	45	45	17	28
Civil Violation	CV	1	8	8	5	3
Felony	F	30	113	119	34	85
Misdemeanor	M	44	193	196	67	129
Show Cause	SC	3	28	28	7	21
Criminal Total		91	387	396	130	266
<u>Traffic</u>						
Capias	CA	4	36	36	8	28
Civil Violation	CV	0	1	1	1	-
Felony	F	0	2	3	1	2
Infraction	I	229	262	322	201	121
Misdemeanor	M	47	107	107	48	59
Show Cause	SC	2	28	28	4	24
Traffic Total		282	436	497	263	234
<u>Civil</u>						
Abstract	AJ	2	0	2	2	-
Admin License	AL	0	2	4	2	2
Detinue	DT	1	1	1	1	-
Garnishment	GA	43	9	57	48	9
Interrogatory	IN	1	1	2	1	1
Overweight	OC	4	1	4	3	1
Prelim Prot Order	PP	1	0	1	1	-
Unlawful Detainer	UD	0	1	1	1	-
Warrant in Debt	WD	60	64	76	57	19
Civil Total		112	79	148	116	32
Buchanan Totals		485	902	1,041	509	532

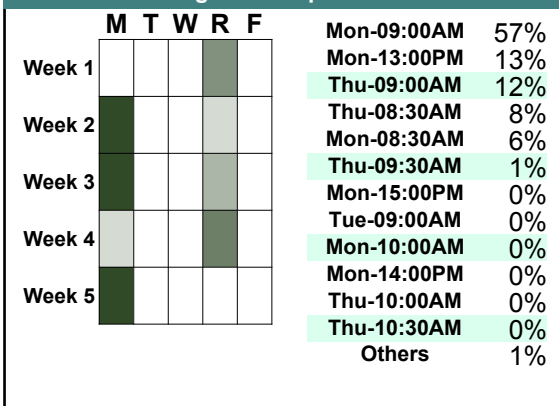


		<u>Filings</u>	<u>Hearings</u>	<u>Transactions</u>	<u>Concluded</u>	<u>Cont</u>
<u>Criminal</u>						
Capias	CA	13	34	34	9	25
Civil Violation	CV	1	5	6	3	3
Felony	F	17	151	169	44	125
Misdemeanor	M	63	266	270	66	204
Show Cause	SC	8	33	33	5	28
Criminal Total		102	489	512	127	385
<u>Traffic</u>						
Capias	CA	6	24	24	7	17
Civil Violation	CV	3	3	4	3	1
Felony	F	0	2	2	0	2
Infraction	I	420	374	551	435	116
Misdemeanor	M	59	141	141	61	80
Restricted O/L	RL	1	1	1	1	-
Show Cause	SC	1	20	20	7	13
Traffic Total		490	565	743	514	229
<u>Civil</u>						
Abstract	AJ	3	0	3	3	-
Admin License	AL	2	1	9	8	1
Detinue	DT	2	3	3	3	-
Garnishment	GA	49	17	59	42	17
Impoundment	IM	1	0	1	1	-
Overweight	OC	4	1	4	3	1
Other	OT	1	0	1	1	-
Unlawful Detainer	UD	3	5	6	4	2
Warrant in Debt	WD	113	125	137	104	33
Civil Total		178	152	223	169	54
Buchanan Totals		770	1,206	1,478	810	668

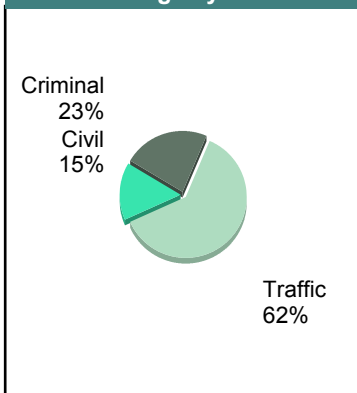


		<u>Filings</u>	<u>Hearings</u>	<u>Transactions</u>	<u>Concluded</u>	<u>Cont</u>
<u>Criminal</u>						
Capias	CA	6	40	40	11	29
Civil Violation	CV	1	6	6	1	5
Felony	F	22	140	154	55	99
Misdemeanor	M	64	229	236	85	151
Show Cause	SC	9	35	35	7	28
Criminal Total		102	450	471	159	312
<u>Traffic</u>						
Capias	CA	3	19	19	7	12
Civil Violation	CV	0	1	1	0	1
Felony	F	2	4	4	0	4
Infraction	I	215	239	284	168	116
Misdemeanor	M	56	123	123	52	71
Show Cause	SC	2	29	29	6	23
Traffic Total		278	415	460	233	227
<u>Civil</u>						
Abstract	AJ	4	0	4	4	-
Admin License	AL	2	3	4	1	3
Detinue	DT	2	2	2	1	1
Garnishment	GA	23	13	36	23	13
Impoundment	IM	1	0	1	1	-
Interrogatory	IN	2	1	2	1	1
Overweight	OC	1	0	1	1	-
Other	OT	1	0	1	1	-
Prelim Prot Order	PP	1	0	3	3	-
Unlawful Detainer	UD	1	2	2	0	2
Warrant in Debt	WD	31	36	42	27	15
Civil Total		69	57	98	63	35
Buchanan Totals		449	922	1,029	455	574

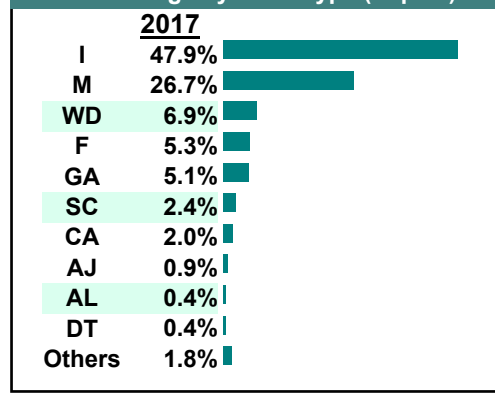
Calendared Filings with Top 12 Scheduled Times



% of Filings by Division

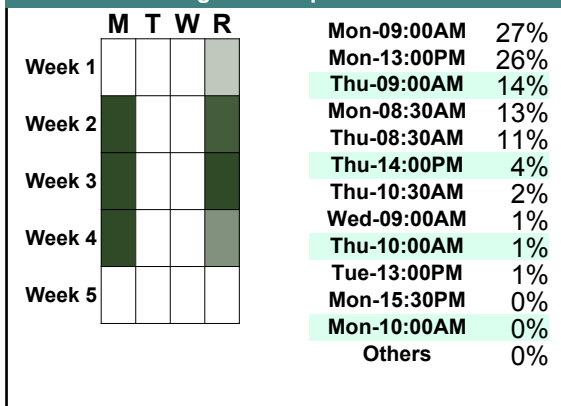


% of Filings by Case Type (Top 10)

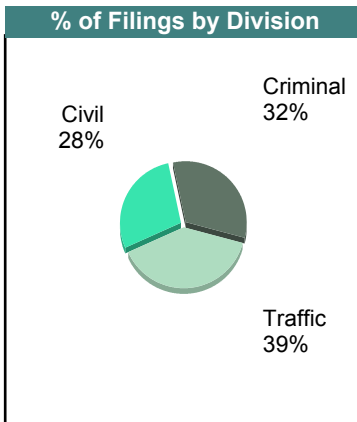


		<u>Filings</u>	<u>Hearings</u>	<u>Transactions</u>	<u>Concluded</u>	<u>Cont</u>
<u>Criminal</u>						
Capias	CA	4	26	26	7	19
Civil Violation	CV	2	5	5	1	4
Felony	F	42	124	129	10	119
Misdemeanor	M	82	195	197	35	162
Show Cause	SC	0	20	20	3	17
Criminal Total		130	370	377	56	321
<u>Traffic</u>						
Capias	CA	2	21	21	7	14
Civil Violation	CV	0	1	1	0	1
Felony	F	0	1	1	0	1
Infraction	I	114	125	152	117	35
Misdemeanor	M	41	87	87	29	58
Restricted O/L	RL	1	1	1	1	-
Show Cause	SC	0	21	21	3	18
Traffic Total		158	257	284	157	127
<u>Civil</u>						
Abstract	AJ	3	0	3	3	-
Admin License	AL	2	6	6	0	6
Detinue	DT	3	2	3	3	-
Garnishment	GA	38	13	50	37	13
Overweight	OC	1	0	1	1	-
Protective Order	PO	2	1	2	1	1
Prelim Prot Order	PP	3	4	7	3	4
Unlawful Detainer	UD	2	2	2	1	1
Warrant in Debt	WD	60	65	84	63	21
Civil Total		114	93	158	112	46
Buchanan Totals		402	720	819	325	494

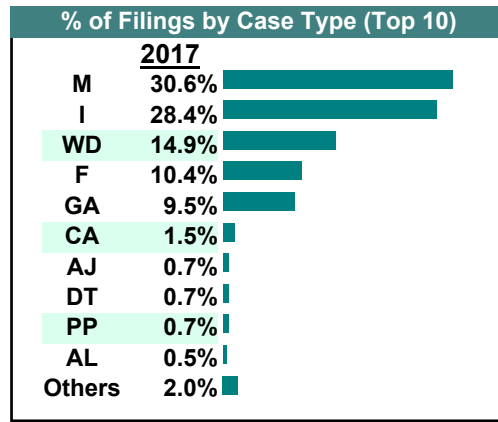
Calendared Filings with Top 12 Scheduled Times



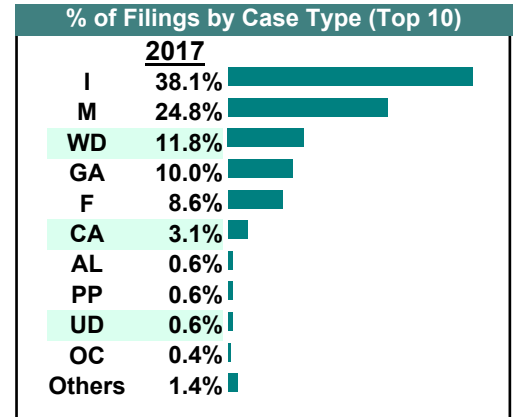
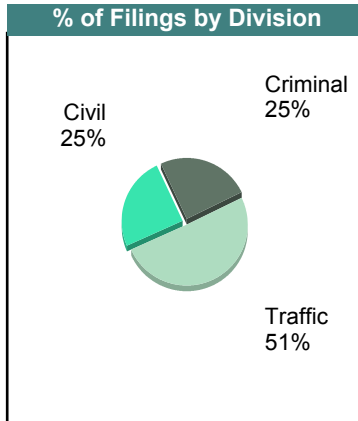
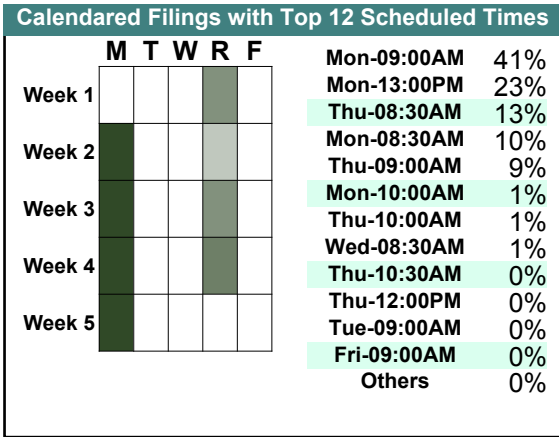
% of Filings by Division



% of Filings by Case Type (Top 10)

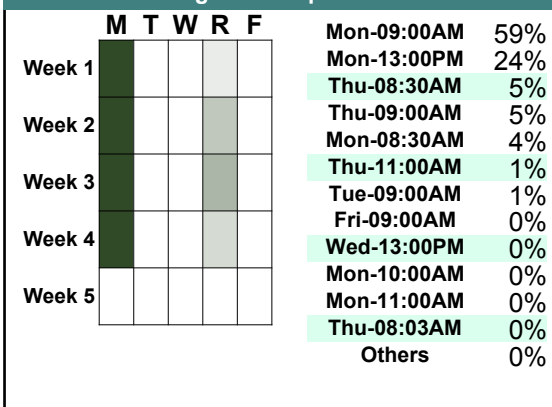


		Filings	Hearings	Transactions	Concluded	Cont
<u>Criminal</u>						
Capias	CA	6	45	45	17	28
Civil Violation	CV	1	4	4	0	4
Felony	F	40	141	148	27	121
Misdemeanor	M	72	363	365	161	204
Show Cause	SC	2	32	32	9	23
Criminal Total		121	585	594	214	380
<u>Traffic</u>						
Capias	CA	9	32	32	7	25
Felony	F	2	2	2	0	2
Infraction	I	187	218	270	201	69
Misdemeanor	M	50	119	119	61	58
Show Cause	SC	0	22	22	3	19
Traffic Total		248	393	445	272	173
<u>Civil</u>						
Admin License	AL	3	4	4	0	4
Garnishment	GA	49	11	60	49	11
Impoundment	IM	1	0	1	1	-
Interrogatory	IN	1	0	1	1	-
Overweight	OC	2	0	2	2	-
Other	OT	2	0	2	2	-
Prelim Prot Order	PP	3	5	8	3	5
Unlawful Detainer	UD	3	3	3	3	-
Warrant in Debt	WD	58	64	79	57	22
Civil Total		122	87	160	118	42
Buchanan Totals		491	1,065	1,199	604	595

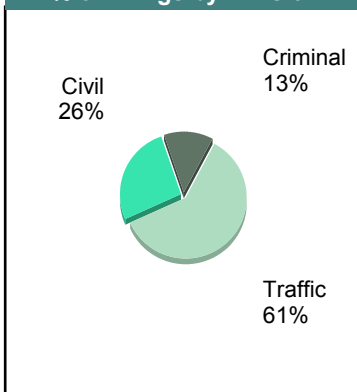


		<u>Filings</u>	<u>Hearings</u>	<u>Transactions</u>	<u>Concluded</u>	<u>Cont</u>
<u>Criminal</u>						
Capias	CA	7	43	43	8	35
Civil Violation	CV	0	5	5	0	5
Felony	F	16	118	126	26	100
Misdemeanor	M	32	260	262	37	225
Show Cause	SC	1	29	29	8	21
Criminal Total		56	455	465	79	386
<u>Traffic</u>						
Capias	CA	2	22	22	7	15
Civil Violation	CV	0	1	1	0	1
Infraction	I	226	206	283	213	70
Misdemeanor	M	35	74	74	26	48
Show Cause	SC	0	38	38	8	30
Traffic Total		263	341	418	254	164
<u>Civil</u>						
Abstract	AJ	6	0	6	6	-
Admin License	AL	0	3	4	1	3
Detinue	DT	1	1	1	1	-
Garnishment	GA	45	8	48	40	8
Impoundment	IM	2	0	2	2	-
Interrogatory	IN	0	0	1	1	-
Prelim Prot Order	PP	3	3	4	1	3
Show Cause	SC	0	0	1	1	-
Unlawful Detainer	UD	4	3	4	3	1
Warrant in Debt	WD	54	48	61	48	13
Civil Total		115	66	132	104	28
Buchanan Totals		434	862	1,015	437	578

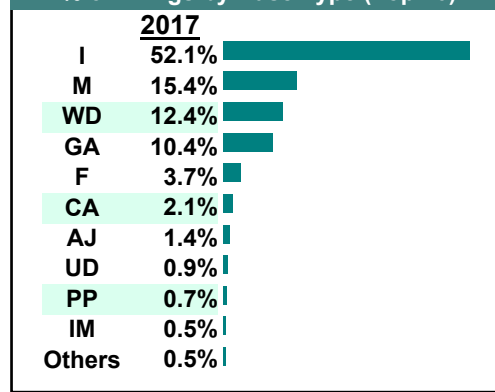
Calendared Filings with Top 12 Scheduled Times



% of Filings by Division

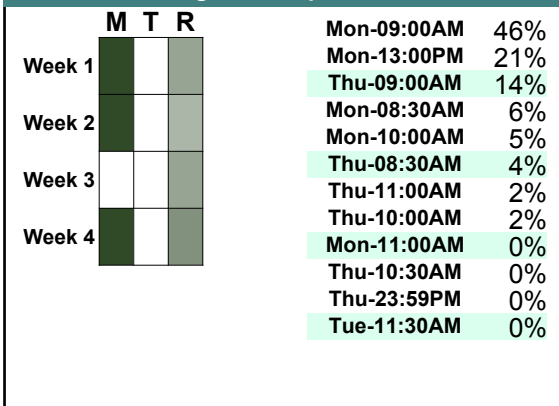


% of Filings by Case Type (Top 10)

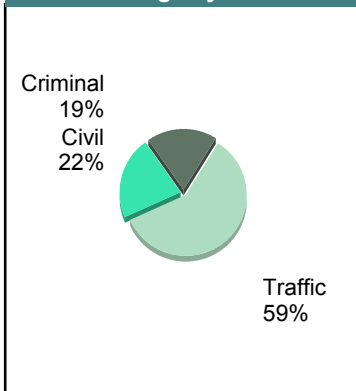


		Filings	Hearings	Transactions	Concluded	Cont
<u>Criminal</u>						
Capias	CA	16	41	41	8	33
Civil Violation	CV	0	6	6	1	5
Felony	F	24	84	92	22	70
Misdemeanor	M	46	257	257	53	204
Show Cause	SC	9	38	38	10	28
Criminal Total		95	426	434	94	340
<u>Traffic</u>						
Capias	CA	7	29	29	7	22
Felony	F	0	1	1	1	-
Infraction	I	235	280	362	286	76
Misdemeanor	M	44	115	115	63	52
Show Cause	SC	16	49	49	19	30
Traffic Total		302	474	556	376	180
<u>Civil</u>						
Abstract	AJ	0	0	1	1	-
Admin License	AL	2	4	4	0	4
Detinue	DT	2	1	2	2	-
Garnishment	GA	26	8	41	33	8
Impoundment	IM	1	0	1	1	-
Interrogatory	IN	1	1	2	1	1
Other	OT	1	0	1	1	-
Protective Order	PO	2	0	4	4	-
Prelim Prot Order	PP	0	1	3	2	1
Show Cause	SC	0	1	1	0	1
Unlawful Detainer	UD	3	6	7	7	-
Warrant in Debt	WD	73	89	101	81	20
Civil Total		111	111	168	133	35
Buchanan Totals		508	1,011	1,158	603	555

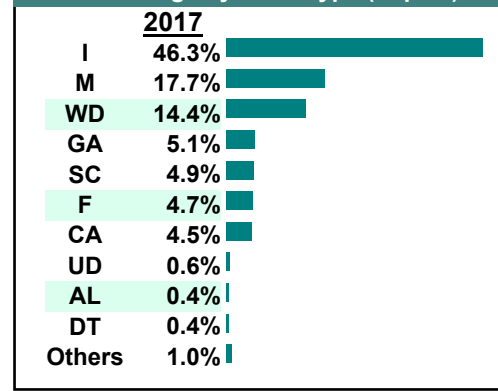
Calendared Filings with Top 12 Scheduled Times



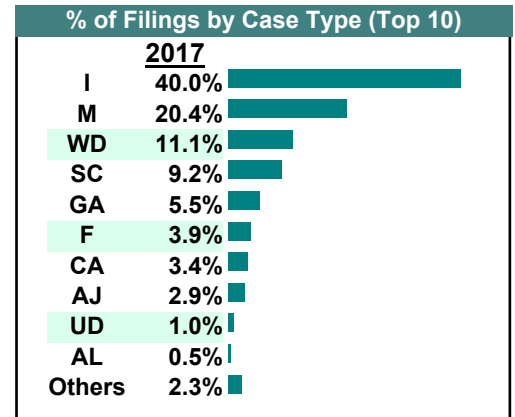
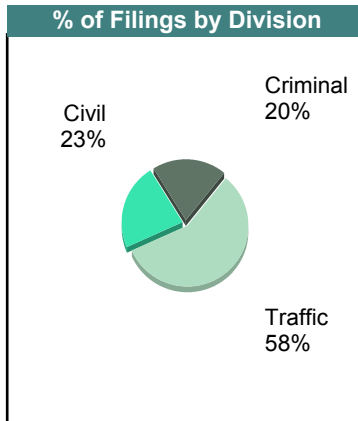
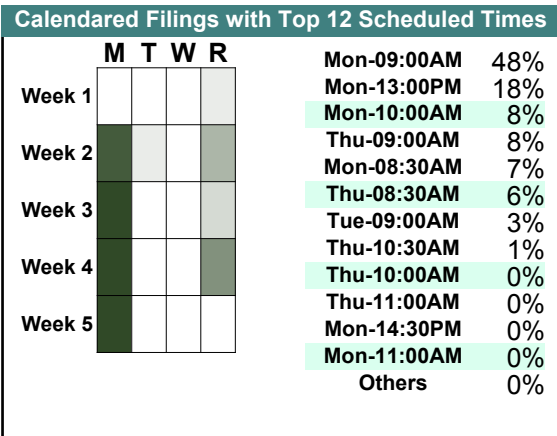
% of Filings by Division



% of Filings by Case Type (Top 10)

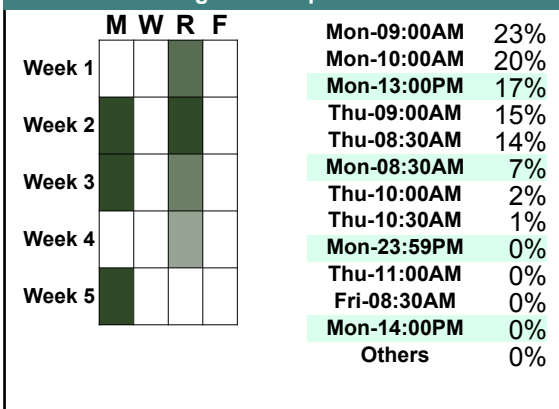


		<u>Filings</u>	<u>Hearings</u>	<u>Transactions</u>	<u>Concluded</u>	<u>Cont</u>
<u>Criminal</u>						
Capias	CA	8	49	49	13	36
Civil Violation	CV	3	7	7	1	6
Felony	F	23	155	175	50	125
Misdemeanor	M	64	254	256	86	170
Show Cause	SC	25	65	65	24	41
Criminal Total		123	530	552	174	378
<u>Traffic</u>						
Capias	CA	13	36	36	10	26
Felony	F	1	1	2	1	1
Infraction	I	249	269	350	230	120
Misdemeanor	M	63	140	140	65	75
Restricted O/L	RL	1	1	1	1	-
Show Cause	SC	31	58	58	27	31
Traffic Total		358	505	587	334	253
<u>Civil</u>						
Abstract	AJ	18	1	18	17	1
Admin License	AL	3	2	4	2	2
Detinue	DT	1	0	1	1	-
Garnishment	GA	34	11	37	26	11
Impoundment	IM	2	0	2	2	-
Interrogatory	IN	0	1	1	0	1
Overweight	OC	0	0	1	1	-
Other	OT	2	0	2	2	-
Protective Order	PO	2	2	6	4	2
Prelim Prot Order	PP	3	3	3	0	3
Show Cause	SC	1	1	1	0	1
Unlawful Detainer	UD	6	9	9	3	6
Warrant in Debt	WD	69	72	86	69	17
Civil Total		141	102	171	127	44
Buchanan Totals		622	1,137	1,310	635	675

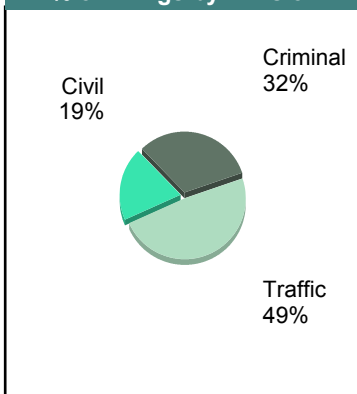


		Filings	Hearings	Transactions	Concluded	Cont
<u>Criminal</u>						
Capias	CA	14	37	37	14	23
Civil Violation	CV	1	3	3	0	3
Felony	F	40	143	155	41	114
Misdemeanor	M	58	183	186	51	135
Show Cause	SC	34	59	59	34	25
Criminal Total		147	425	440	140	300
<u>Traffic</u>						
Capias	CA	10	22	22	4	18
Civil Violation	CV	0	1	1	0	1
Felony	F	0	1	1	0	1
Infraction	I	121	155	197	148	49
Misdemeanor	M	30	77	77	32	45
Show Cause	SC	62	83	83	45	38
Traffic Total		223	339	381	229	152
<u>Civil</u>						
Abstract	AJ	2	0	2	2	-
Admin License	AL	4	2	4	2	2
Detinue	DT	1	1	2	2	-
Garnishment	GA	29	5	34	29	5
Impoundment	IM	1	0	1	1	-
Interrogatory	IN	1	1	2	1	1
Protective Order	PO	5	5	6	1	5
Unlawful Detainer	UD	3	4	6	5	1
Warrant in Debt	WD	43	53	69	52	17
Civil Total		89	71	126	95	31
Buchanan Totals		459	835	947	464	483

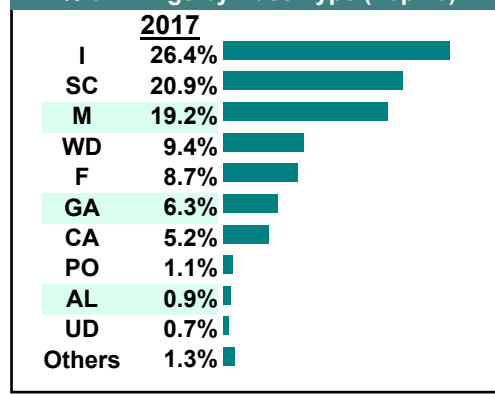
Calendared Filings with Top 12 Scheduled Times



% of Filings by Division



% of Filings by Case Type (Top 10)



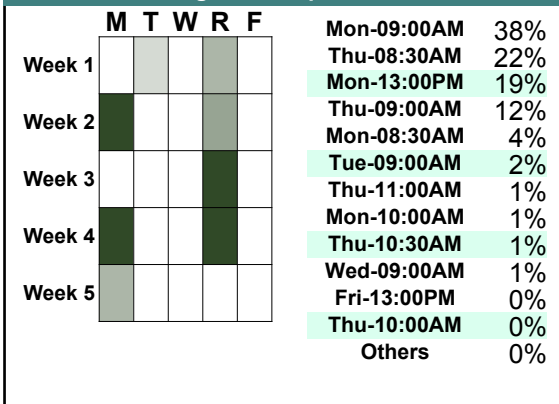
		<u>Filings</u>	<u>Hearings</u>	<u>Transactions</u>	<u>Concluded</u>	<u>Cont</u>
<u>Criminal</u>						
Capias	CA	11	34	34	5	29
Civil Violation	CV	2	3	3	0	3
Felony	F	70	189	199	51	148
Misdemeanor	M	92	337	341	60	281
Show Cause	SC	9	41	41	10	31
Criminal Total		184	604	618	126	492

		<u>Filings</u>	<u>Hearings</u>	<u>Transactions</u>	<u>Concluded</u>	<u>Cont</u>
<u>Traffic</u>						
Capias	CA	5	27	27	8	19
Civil Violation	CV	1	1	1	0	1
Infraction	I	210	261	331	202	129
Misdemeanor	M	65	145	145	64	81
Show Cause	SC	0	25	25	4	21
Traffic Total		281	459	529	278	251

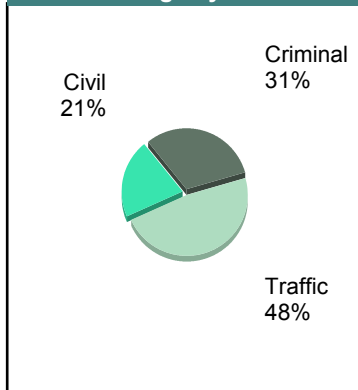
		<u>Filings</u>	<u>Hearings</u>	<u>Transactions</u>	<u>Concluded</u>	<u>Cont</u>
<u>Civil</u>						
Abstract	AJ	2	0	2	2	-
Admin License	AL	2	0	2	2	-
Detinue	DT	1	1	1	0	1
Garnishment	GA	18	6	27	21	6
Impoundment	IM	2	0	2	2	-
Overweight	OC	3	1	4	3	1
Other	OT	1	0	1	1	-
Protective Order	PO	2	0	2	2	-
Prelim Prot Order	PP	0	0	4	4	-
Unlawful Detainer	UD	3	4	4	1	3
Warrant in Debt	WD	89	97	109	80	29
Civil Total		123	109	158	118	40

Buchanan Totals		588	1,172	1,305	522	783
------------------------	--	------------	--------------	--------------	------------	------------

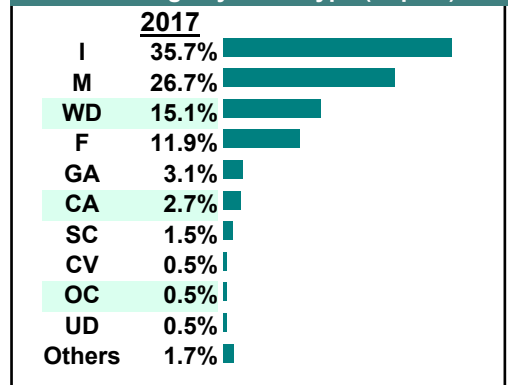
Calendared Filings with Top 12 Scheduled Times



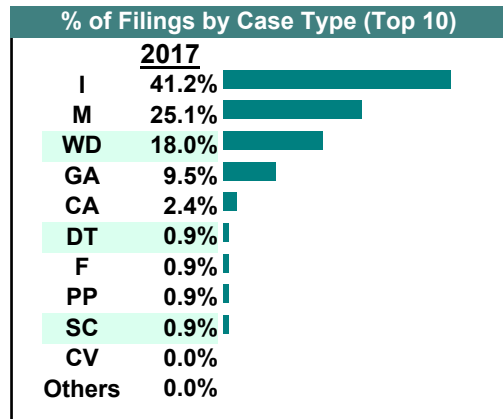
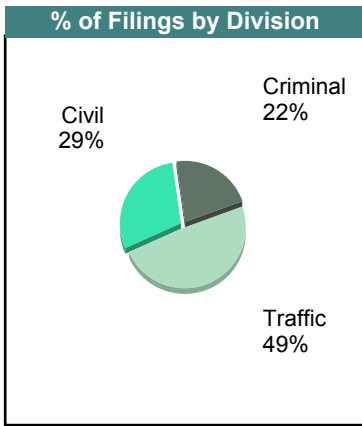
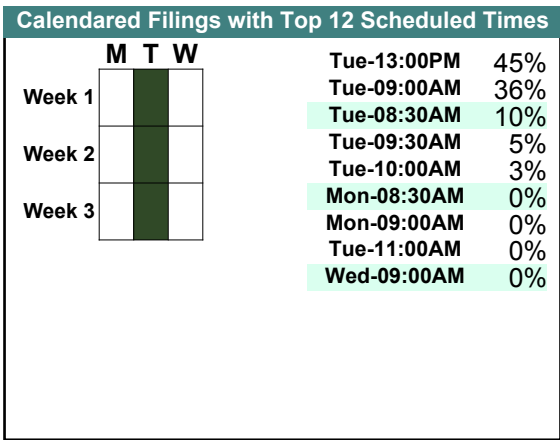
% of Filings by Division



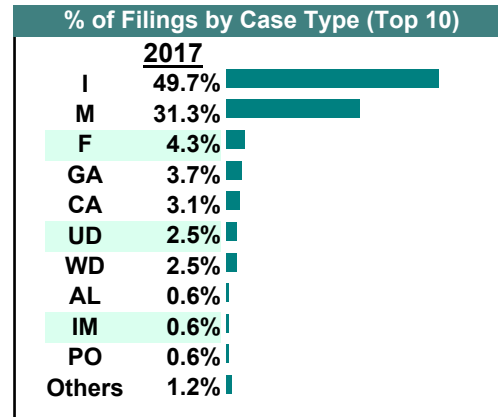
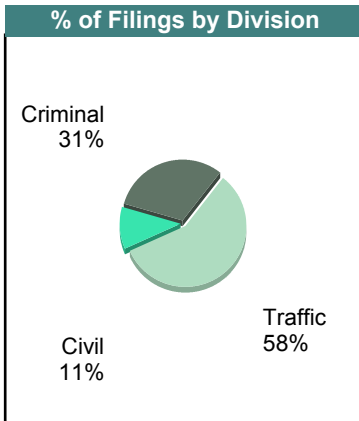
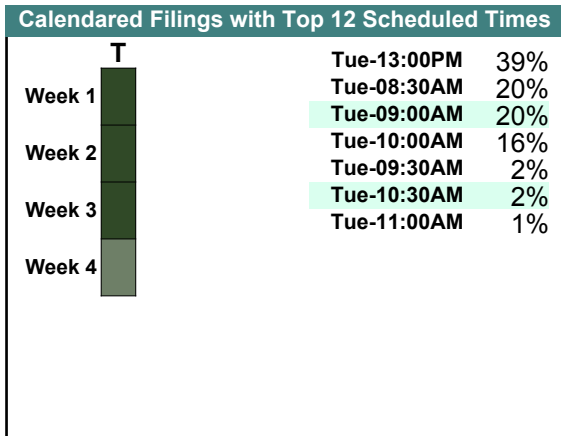
% of Filings by Case Type (Top 10)



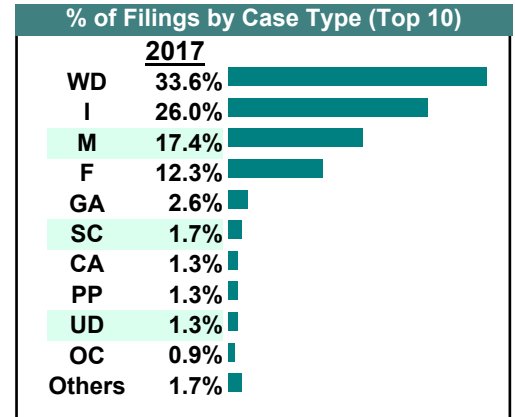
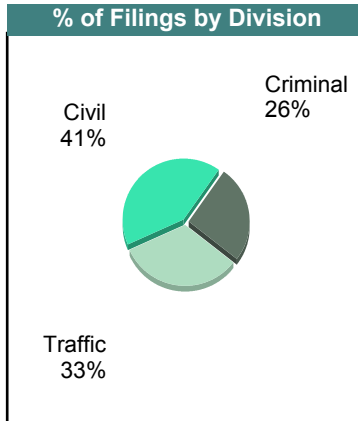
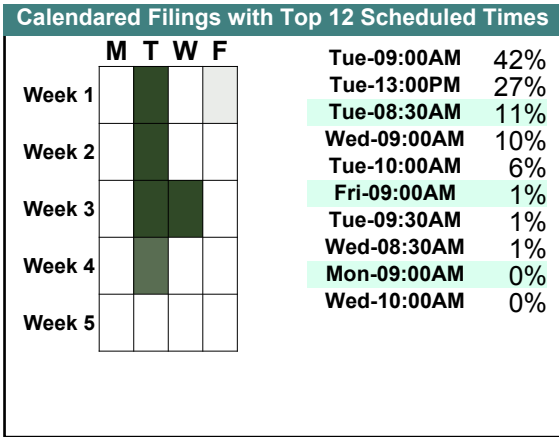
		Filings	Hearings	Transactions	Concluded	Cont
<u>Criminal</u>						
Capias	CA	4	11	11	6	5
Civil Violation	CV	0	1	1	0	1
Felony	F	2	25	25	16	9
Misdemeanor	M	38	110	111	52	59
Show Cause	SC	2	7	7	3	4
Criminal Total		46	154	155	77	78
<u>Traffic</u>						
Capias	CA	1	2	2	2	-
Infraction	I	87	88	111	76	35
Misdemeanor	M	15	42	42	23	19
Traffic Total		103	132	155	101	54
<u>Civil</u>						
Detinue	DT	2	2	2	1	1
Garnishment	GA	20	4	22	18	4
Other	OT	0	3	3	0	3
Prelim Prot Order	PP	2	0	3	3	-
Show Cause	SC	0	13	13	0	13
Warrant in Debt	WD	38	59	70	44	26
Civil Total		62	81	113	66	47
Dickenson Totals		211	367	423	244	179



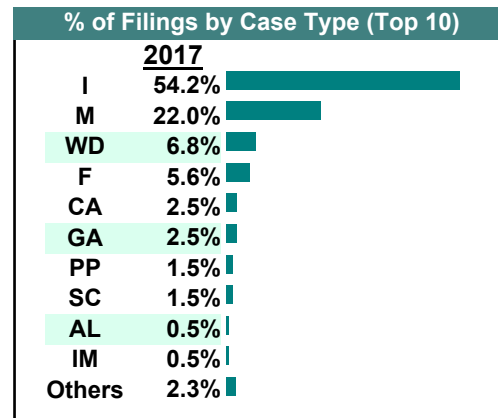
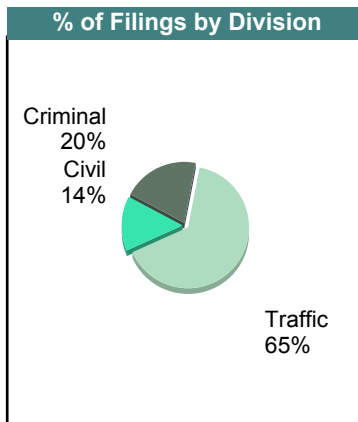
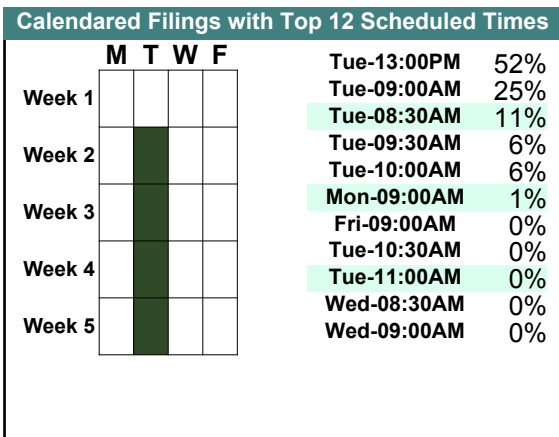
		<u>Filings</u>	<u>Hearings</u>	<u>Transactions</u>	<u>Concluded</u>	<u>Cont</u>
<u>Criminal</u>						
Capias	CA	5	11	11	7	4
Felony	F	7	70	70	16	54
Misdemeanor	M	39	71	73	23	50
Show Cause	SC	0	1	1	0	1
Criminal Total		51	153	155	46	109
<u>Traffic</u>						
Capias	CA	0	2	2	1	1
Infraction	I	81	50	92	74	18
Misdemeanor	M	12	18	18	6	12
Restricted O/L	RL	1	1	1	1	-
Traffic Total		94	71	113	82	31
<u>Civil</u>						
Admin License	AL	1	0	1	1	-
Garnishment	GA	6	1	6	5	1
Impoundment	IM	1	0	1	1	-
Other	OT	0	2	6	4	2
Protective Order	PO	1	1	1	0	1
Prelim Prot Order	PP	1	0	2	2	-
Show Cause	SC	0	5	6	1	5
Unlawful Detainer	UD	4	3	5	4	1
Warrant in Debt	WD	4	1	5	5	-
Civil Total		18	13	33	23	10
Dickenson Totals		163	237	301	151	150



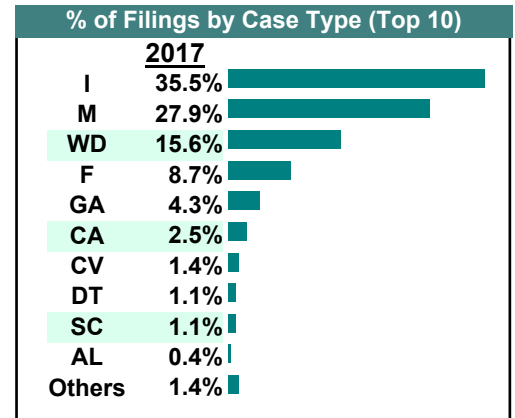
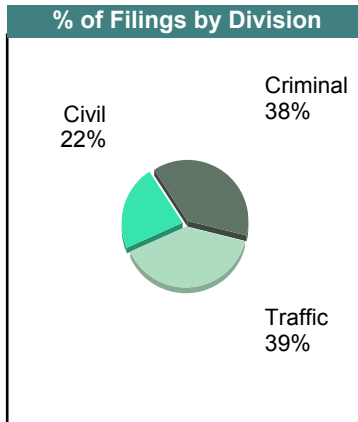
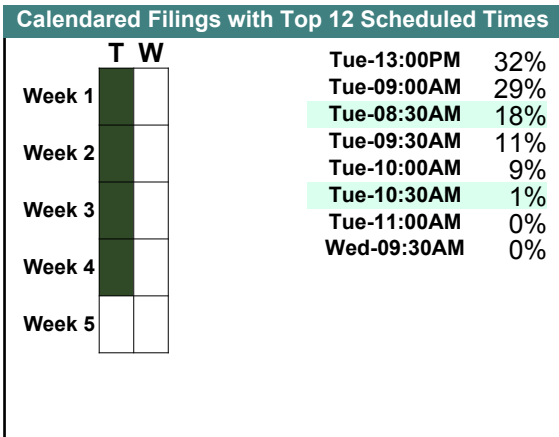
		<u>Filings</u>	<u>Hearings</u>	<u>Transactions</u>	<u>Concluded</u>	<u>Cont</u>
<u>Criminal</u>						
Capias	CA	2	15	15	1	14
Civil Violation	CV	0	3	3	1	2
Felony	F	29	59	59	10	49
Misdemeanor	M	26	78	78	31	47
Show Cause	SC	4	8	8	3	5
Criminal Total		61	163	163	46	117
<u>Traffic</u>						
Capias	CA	1	6	6	0	6
Infraction	I	61	59	82	70	12
Misdemeanor	M	15	28	28	11	17
Show Cause	SC	0	2	2	0	2
Traffic Total		77	95	118	81	37
<u>Civil</u>						
Garnishment	GA	6	0	8	8	-
Impoundment	IM	1	0	1	1	-
Interrogatory	IN	1	0	1	1	-
Overweight	OC	2	0	2	2	-
Other	OT	0	8	8	0	8
Protective Order	PO	2	0	3	3	-
Prelim Prot Order	PP	3	1	3	2	1
Show Cause	SC	0	6	6	0	6
Unlawful Detainer	UD	3	2	3	3	-
Warrant in Debt	WD	79	93	99	67	32
Civil Total		97	110	134	87	47
Dickenson Totals		235	368	415	214	201



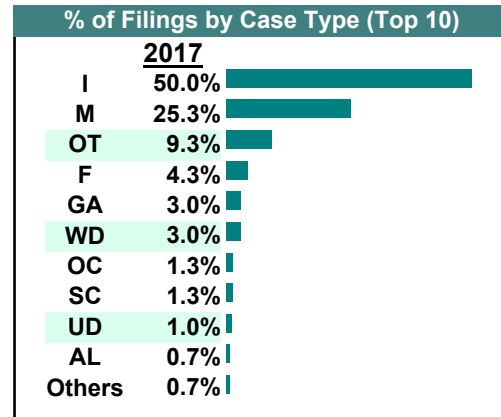
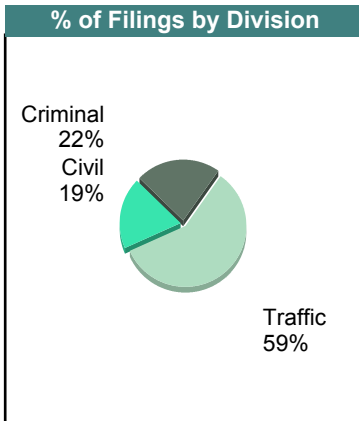
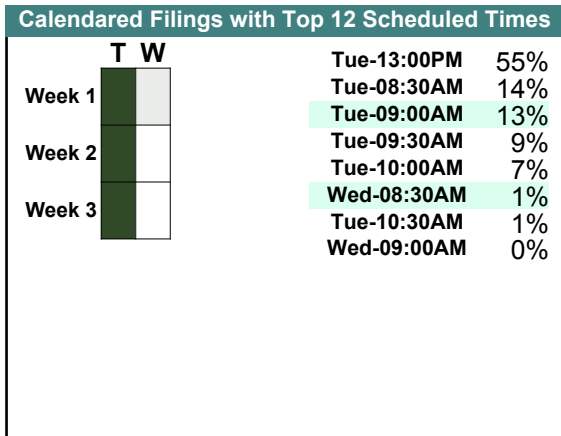
		<u>Filings</u>	<u>Hearings</u>	<u>Transactions</u>	<u>Concluded</u>	<u>Cont</u>
<u>Criminal</u>						
Capias	CA	9	15	15	8	7
Civil Violation	CV	1	3	3	0	3
Felony	F	22	73	73	21	52
Misdemeanor	M	45	140	144	68	76
Show Cause	SC	3	8	8	4	4
Criminal Total		80	239	243	101	142
<u>Traffic</u>						
Capias	CA	1	4	4	0	4
Infraction	I	214	152	235	206	29
Misdemeanor	M	42	52	53	33	20
Restricted O/L	RL	1	1	1	1	-
Show Cause	SC	0	1	1	0	1
Traffic Total		258	210	294	240	54
<u>Civil</u>						
Admin License	AL	2	0	2	2	-
Garnishment	GA	10	0	11	11	-
Impoundment	IM	2	0	2	2	-
Overweight	OC	2	0	2	2	-
Other	OT	2	9	17	8	9
Protective Order	PO	1	2	3	2	1
Prelim Prot Order	PP	6	0	6	6	-
Show Cause	SC	3	13	21	8	13
Unlawful Detainer	UD	2	2	2	2	-
Warrant in Debt	WD	27	25	33	27	6
Civil Total		57	51	99	70	29
Dickenson Totals		395	500	636	411	225



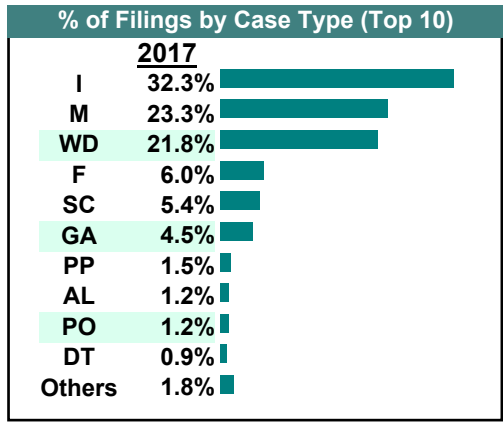
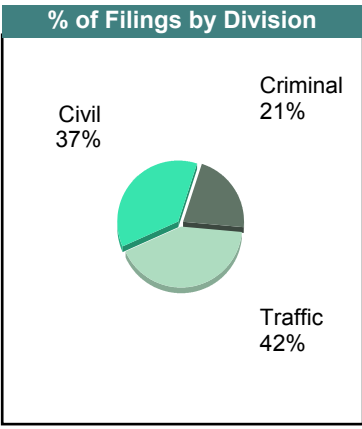
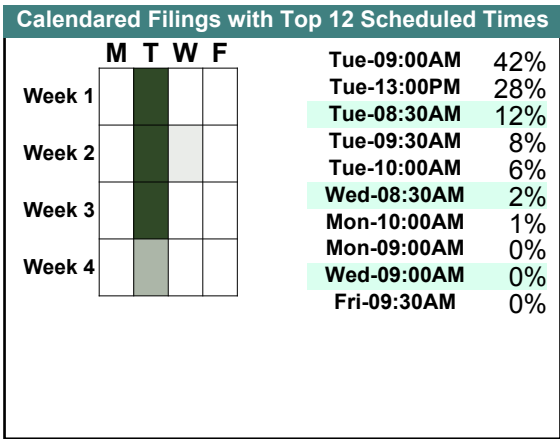
		<u>Filings</u>	<u>Hearings</u>	<u>Transactions</u>	<u>Concluded</u>	<u>Cont</u>
<u>Criminal</u>						
Capias	CA	7	25	25	6	19
Civil Violation	CV	2	2	2	2	-
Felony	F	24	60	60	12	48
Misdemeanor	M	69	121	126	57	69
Show Cause	SC	3	15	15	8	7
Criminal Total		105	223	228	85	143
<u>Traffic</u>						
Capias	CA	0	1	1	0	1
Civil Violation	CV	2	2	2	2	-
Infraction	I	98	85	122	113	9
Misdemeanor	M	8	25	25	16	9
Restricted O/L	RL	1	1	1	1	-
Show Cause	SC	0	1	1	0	1
Traffic Total		109	115	152	132	20
<u>Civil</u>						
Admin License	AL	1	0	1	1	-
Detinue	DT	3	1	3	3	-
Garnishment	GA	12	3	16	13	3
Other	OT	0	4	5	1	4
Prelim Prot Order	PP	1	0	1	1	-
Petition-Restore Arms	PR	1	0	1	1	-
Show Cause	SC	0	14	18	4	14
Unlawful Detainer	UD	1	1	2	2	-
Warrant in Debt	WD	43	48	60	45	15
Civil Total		62	71	107	71	36
Dickenson Totals		276	409	487	288	199



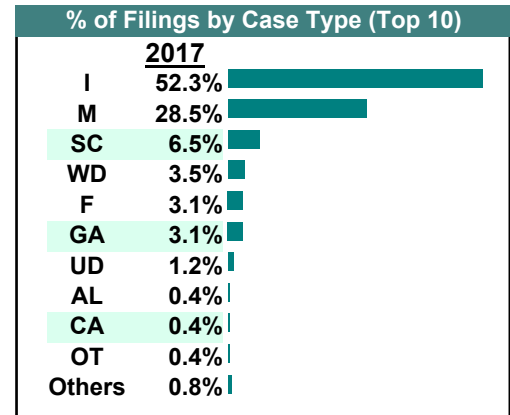
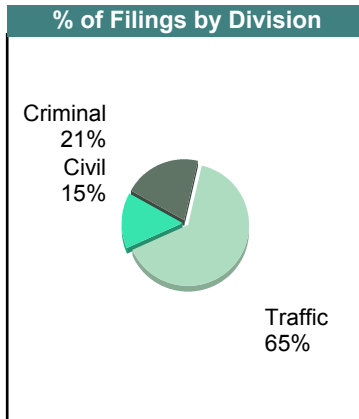
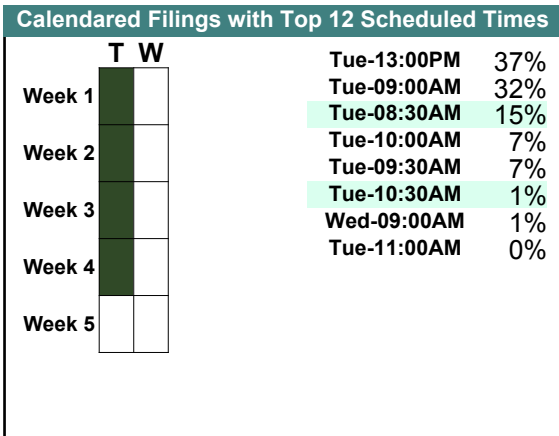
		Filings	Hearings	Transactions	Concluded	Cont
<u>Criminal</u>						
Capias	CA	0	11	11	0	11
Felony	F	13	35	35	8	27
Misdemeanor	M	50	89	91	26	65
Show Cause	SC	4	12	12	4	8
Criminal Total		67	147	149	38	111
<u>Traffic</u>						
Felony	F	0	2	2	2	-
Infraction	I	150	118	170	141	29
Misdemeanor	M	26	36	36	27	9
Traffic Total		176	156	208	170	38
<u>Civil</u>						
Admin License	AL	2	0	2	2	-
Detinue	DT	0	1	1	1	-
Garnishment	GA	9	3	10	7	3
Impoundment	IM	2	0	2	2	-
Overweight	OC	4	0	4	4	-
Other	OT	28	20	30	10	20
Protective Order	PO	0	0	1	1	-
Show Cause	SC	0	11	12	1	11
Unlawful Detainer	UD	3	5	5	3	2
Warrant in Debt	WD	9	12	17	11	6
Civil Total		57	52	84	42	42
Dickenson Totals		300	355	441	250	191



		<u>Filings</u>	<u>Hearings</u>	<u>Transactions</u>	<u>Concluded</u>	<u>Cont</u>
<u>Criminal</u>						
Capias	CA	1	9	9	2	7
Civil Violation	CV	1	3	3	1	2
Felony	F	18	33	33	4	29
Misdemeanor	M	47	112	115	49	66
Show Cause	SC	4	10	10	3	7
Criminal Total		71	167	170	59	111
<u>Traffic</u>						
Capias	CA	0	2	2	1	1
Felony	F	2	3	3	1	2
Infraction	I	107	103	129	105	24
Misdemeanor	M	30	53	53	33	20
Show Cause	SC	0	1	1	0	1
Traffic Total		139	162	188	140	48
<u>Civil</u>						
Admin License	AL	4	0	4	4	-
Detinue	DT	3	3	4	2	2
Garnishment	GA	15	4	19	15	4
Impoundment	IM	2	0	2	2	-
Other	OT	2	3	3	0	3
Protective Order	PO	4	4	4	0	4
Prelim Prot Order	PP	5	1	6	5	1
Show Cause	SC	14	22	29	7	22
Unlawful Detainer	UD	0	1	1	0	1
Warrant in Debt	WD	72	81	100	76	24
Civil Total		121	119	172	111	61
Dickenson Totals		331	448	530	310	220

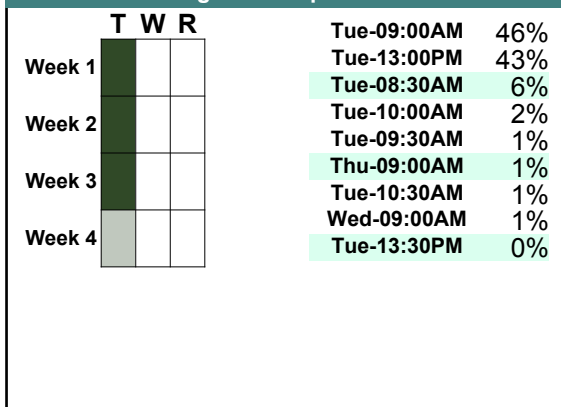


		<u>Filings</u>	<u>Hearings</u>	<u>Transactions</u>	<u>Concluded</u>	<u>Cont</u>
<u>Criminal</u>						
Capias	CA	1	10	10	2	8
Civil Violation	CV	0	2	2	1	1
Felony	F	8	22	22	7	15
Misdemeanor	M	43	74	75	22	53
Show Cause	SC	2	7	7	1	6
Criminal Total		54	115	116	33	83
<u>Traffic</u>						
Capias	CA	0	4	4	4	-
Infraction	I	136	95	151	134	17
Misdemeanor	M	31	52	52	38	14
Restricted O/L	RL	1	1	1	1	-
Show Cause	SC	0	2	2	2	-
Traffic Total		168	154	210	179	31
<u>Civil</u>						
Admin License	AL	1	0	1	1	-
Garnishment	GA	8	2	9	7	2
Other	OT	1	2	2	0	2
Protective Order	PO	0	0	1	1	-
Prelim Prot Order	PP	1	1	2	1	1
Show Cause	SC	15	19	22	3	19
Unlawful Detainer	UD	3	3	3	2	1
Warrant in Debt	WD	9	8	12	8	4
Civil Total		38	35	52	23	29
Dickenson Totals		260	304	378	235	143

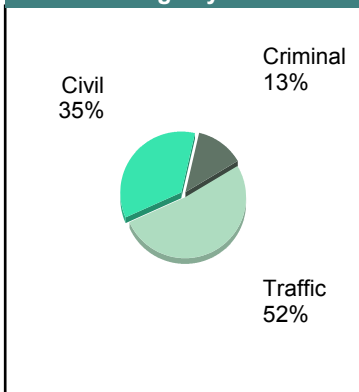


		Filings	Hearings	Transactions	Concluded	Cont
<u>Criminal</u>						
Capias	CA	3	11	11	2	9
Civil Violation	CV	2	2	2	0	2
Felony	F	9	23	23	4	19
Misdemeanor	M	23	70	70	27	43
Show Cause	SC	2	10	10	3	7
Criminal Total		39	116	116	36	80
<u>Traffic</u>						
Capias	CA	1	2	2	1	1
Felony	F	0	1	1	0	1
Infraction	I	139	107	170	155	15
Misdemeanor	M	20	42	42	23	19
Show Cause	SC	0	1	1	1	-
Traffic Total		160	153	216	180	36
<u>Civil</u>						
Garnishment	GA	11	2	14	12	2
Impoundment	IM	1	0	1	1	-
Other	OT	1	1	2	1	1
Protective Order	PO	1	1	1	0	1
Prelim Prot Order	PP	4	1	5	4	1
Show Cause	SC	0	6	7	1	6
Warrant in Debt	WD	91	97	120	91	29
Civil Total		109	108	150	110	40
Dickenson Totals		308	377	482	326	156

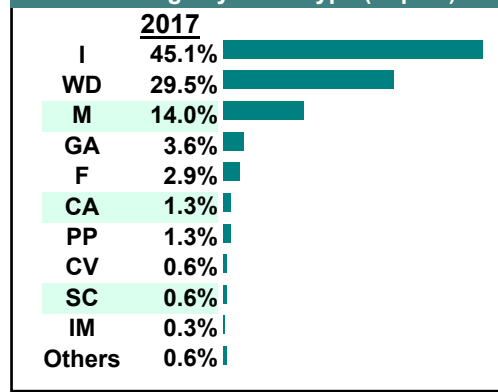
Calendared Filings with Top 12 Scheduled Times



% of Filings by Division



% of Filings by Case Type (Top 10)



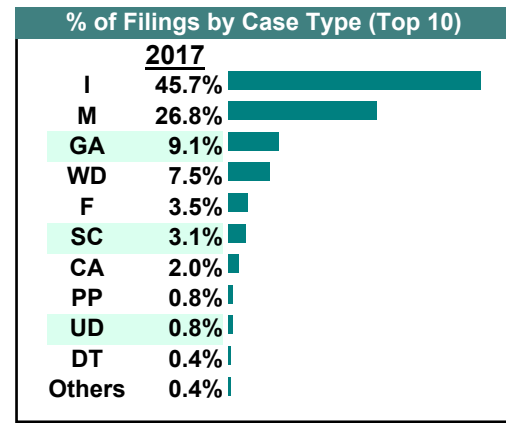
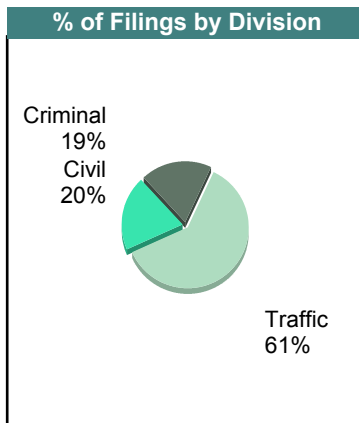
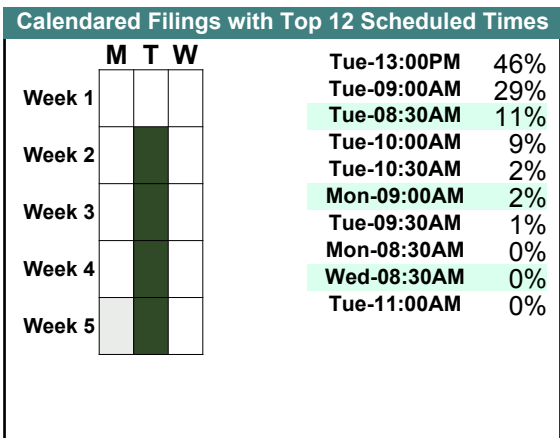
CASELOAD STATISTICS OF THE GENERAL DISTRICT COURTS

March 2017

Dickenson


District: 29

		<u>Filings</u>	<u>Hearings</u>	<u>Transactions</u>	<u>Concluded</u>	<u>Cont</u>
<u>Criminal</u>						
Capias	CA	5	9	9	4	5
Civil Violation	CV	0	3	3	1	2
Felony	F	8	29	29	14	15
Misdemeanor	M	32	100	105	50	55
Show Cause	SC	3	8	8	7	1
Criminal Total		48	149	154	76	78
<u>Traffic</u>						
Capias	CA	0	4	4	1	3
Felony	F	1	1	1	0	1
Infraction	I	116	93	141	117	24
Misdemeanor	M	36	60	60	37	23
Show Cause	SC	3	6	6	3	3
Traffic Total		156	164	212	158	54
<u>Civil</u>						
Detinue	DT	1	0	1	1	-
Garnishment	GA	23	1	24	23	1
Overweight	OC	1	0	1	1	-
Protective Order	PO	0	1	1	1	-
Prelim Prot Order	PP	2	1	3	2	1
Show Cause	SC	2	8	16	8	8
Unlawful Detainer	UD	2	2	2	2	-
Warrant in Debt	WD	19	22	28	20	8
Civil Total		50	35	76	58	18
Dickenson Totals		254	348	442	292	150

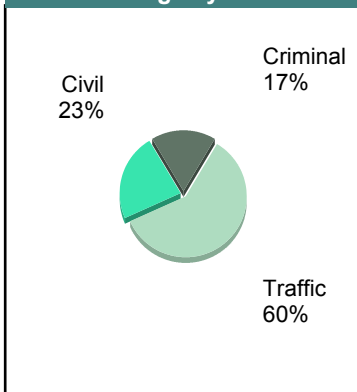


		<u>Filings</u>	<u>Hearings</u>	<u>Transactions</u>	<u>Concluded</u>	<u>Cont</u>
<u>Criminal</u>						
Capias	CA	1	12	12	4	8
Civil Violation	CV	2	2	2	0	2
Felony	F	5	24	24	10	14
Misdemeanor	M	39	77	80	31	49
Show Cause	SC	4	13	13	3	10
Criminal Total		51	128	131	48	83
<u>Traffic</u>						
Capias	CA	1	6	6	1	5
Infraction	I	152	113	164	147	17
Misdemeanor	M	25	47	47	25	22
Show Cause	SC	0	3	3	0	3
Traffic Total		178	169	220	173	47
<u>Civil</u>						
Admin License	AL	2	0	2	2	-
Detinue	DT	1	1	2	2	-
Garnishment	GA	8	1	11	10	1
Impoundment	IM	2	0	2	2	-
Overweight	OC	3	0	3	3	-
Other	OT	2	2	3	2	1
Protective Order	PO	2	1	2	1	1
Prelim Prot Order	PP	6	0	6	6	-
Restricted O/L	RL	1	0	1	1	-
Show Cause	SC	1	9	13	4	9
Unlawful Detainer	UD	1	1	1	1	-
Warrant in Debt	WD	40	50	61	42	19
Civil Total		69	65	107	76	31
Dickenson Totals		298	362	458	297	161

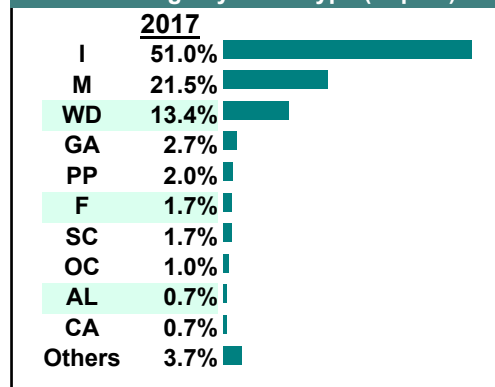
Calendared Filings with Top 12 Scheduled Times



% of Filings by Division



% of Filings by Case Type (Top 10)



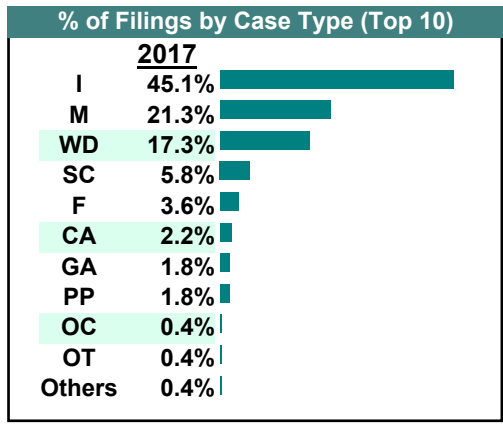
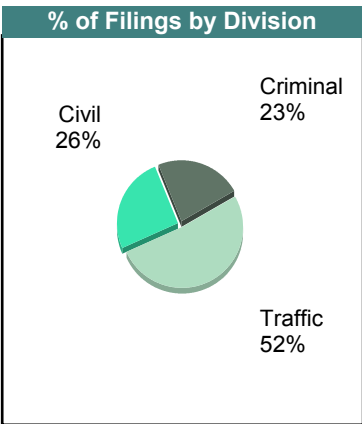
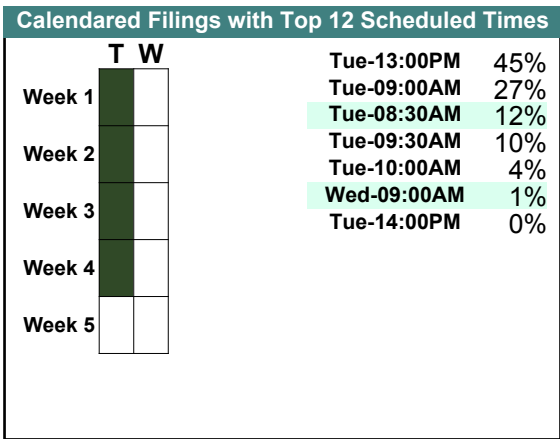
CASELOAD STATISTICS OF THE GENERAL DISTRICT COURTS

January 2017

Dickenson

District: 29

		Filings	Hearings	Transactions	Concluded	Cont
<u>Criminal</u>						
Capias	CA	3	16	16	4	12
Felony	F	10	32	32	11	21
Misdemeanor	M	44	86	90	28	62
Show Cause	SC	6	16	16	7	9
Criminal Total		63	150	154	50	104
<u>Traffic</u>						
Capias	CA	3	4	4	1	3
Infraction	I	125	99	142	119	23
Misdemeanor	M	15	33	33	13	20
Show Cause	SC	0	2	2	0	2
Traffic Total		143	138	181	133	48
<u>Civil</u>						
Garnishment	GA	5	1	6	5	1
Overweight	OC	1	0	1	1	-
Other	OT	1	1	2	1	1
Protective Order	PO	1	0	2	2	-
Prelim Prot Order	PP	5	1	5	4	1
Show Cause	SC	10	12	19	7	12
Warrant in Debt	WD	48	42	52	42	10
Civil Total		71	57	87	62	25
Dickenson Totals		277	345	422	245	177

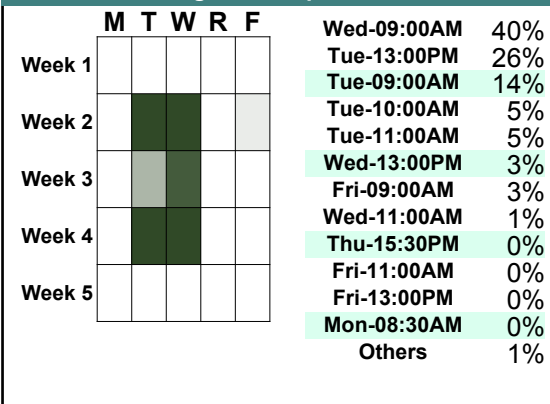


CASELOAD STATISTICS OF THE GENERAL DISTRICT COURTS

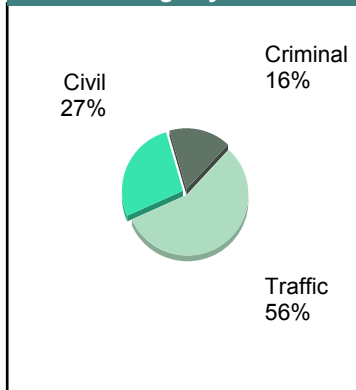
December 2017

		<u>Filings</u>	<u>Hearings</u>	<u>Transactions</u>	<u>Concluded</u>	<u>Cont</u>
<u>Criminal</u>						
Capias	CA	4	21	21	9	12
Felony	F	30	82	83	26	57
Misdemeanor	M	38	134	137	56	81
Show Cause	SC	22	51	51	15	36
Criminal Total		94	288	292	106	186
<u>Traffic</u>						
Capias	CA	6	18	18	8	10
Civil Violation	CV	0	1	1	0	1
Felony	F	1	5	5	0	5
Infraction	I	210	181	272	189	83
Misdemeanor	M	40	110	111	39	72
Show Cause	SC	65	122	122	55	67
Traffic Total		322	437	529	291	238
<u>Civil</u>						
Abstract	AJ	1	0	1	1	-
Admin License	AL	2	0	2	2	-
Detinue	DT	0	2	2	0	2
Garnishment	GA	31	7	33	26	7
Impoundment	IM	1	0	1	1	-
Interrogatory	IN	0	1	1	0	1
Other	OT	2	1	2	1	1
Protective Order	PO	1	0	1	1	-
Prelim Prot Order	PP	5	5	11	6	5
Unlawful Detainer	UD	5	2	5	4	1
Warrant in Debt	WD	108	149	178	113	64
Civil Total		156	167	237	155	81
Russell Totals		572	892	1,058	552	505

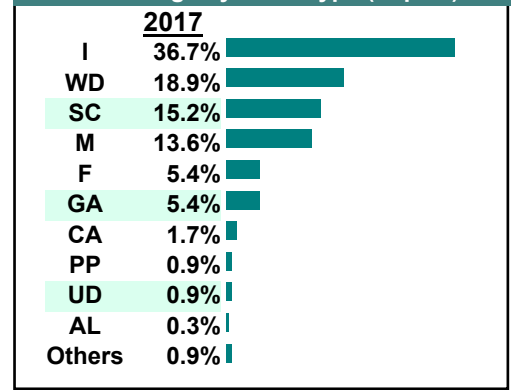
Calendared Filings with Top 12 Scheduled Times



% of Filings by Division

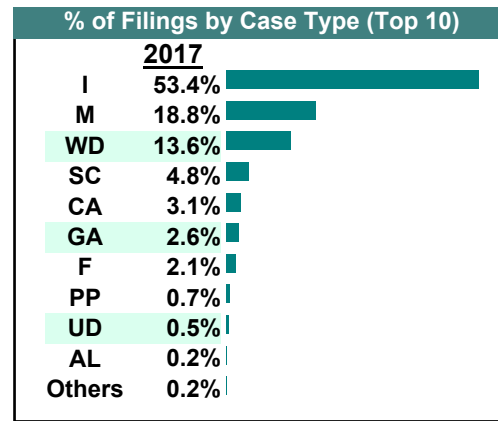
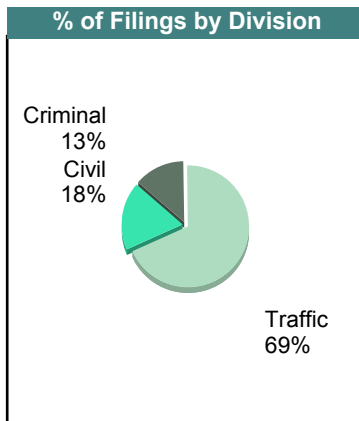
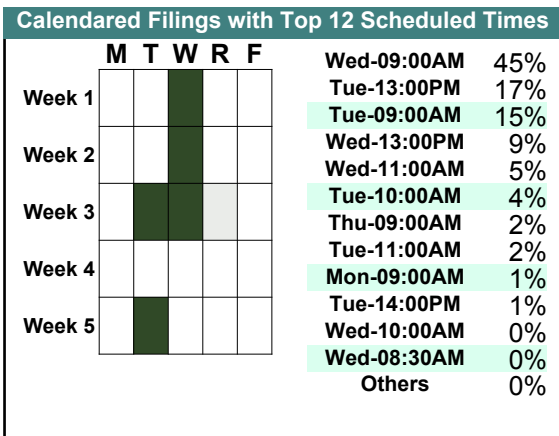


% of Filings by Case Type (Top 10)



November 2017

		Filings	Hearings	Transactions	Concluded	Cont
<u>Criminal</u>						
Capias	CA	9	29	29	7	22
Felony	F	11	50	50	13	37
Misdemeanor	M	51	184	186	26	160
Show Cause	SC	7	49	49	4	45
Criminal Total		78	312	314	50	264
<u>Traffic</u>						
Capias	CA	9	29	29	9	20
Felony	F	1	2	2	0	2
Infraction	I	309	245	405	324	81
Misdemeanor	M	58	133	133	62	71
Show Cause	SC	20	100	100	30	70
Traffic Total		397	509	669	425	244
<u>Civil</u>						
Admin License	AL	1	0	1	1	-
Garnishment	GA	15	2	20	18	2
Protective Order	PO	1	0	1	1	-
Prelim Prot Order	PP	4	5	7	2	5
Show Cause	SC	1	0	1	1	-
Unlawful Detainer	UD	3	3	4	4	-
Warrant in Debt	WD	79	71	95	57	38
Civil Total		104	81	129	84	45
Russell Totals		579	902	1,112	559	553



CASELOAD STATISTICS OF THE GENERAL DISTRICT COURTS

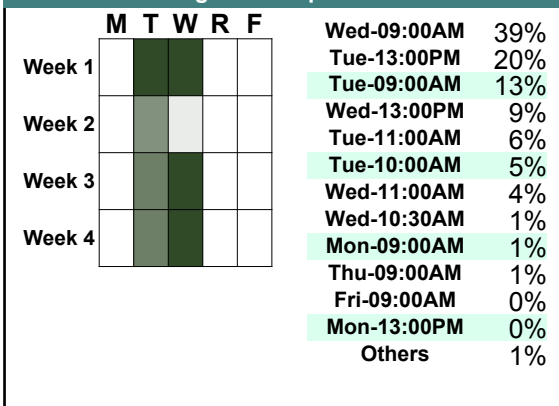
October 2017

Russell

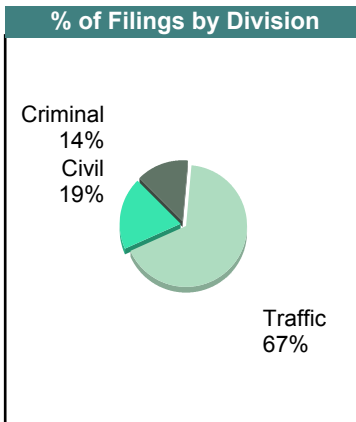
District: 29

		<u>Filings</u>	<u>Hearings</u>	<u>Transactions</u>	<u>Concluded</u>	<u>Cont</u>
<u>Criminal</u>						
Capias	CA	15	48	48	19	29
Felony	F	20	129	129	48	81
Misdemeanor	M	44	154	162	57	105
Show Cause	SC	25	64	64	21	43
Criminal Total		104	395	403	145	258
<u>Traffic</u>						
Capias	CA	14	45	45	15	30
Civil Violation	CV	0	1	1	1	-
Felony	F	2	7	7	1	6
Infraction	I	355	287	415	319	96
Misdemeanor	M	79	156	157	70	87
Show Cause	SC	45	124	124	36	88
Traffic Total		495	620	749	442	307
<u>Civil</u>						
Admin License	AL	3	1	4	3	1
Bond Forfeiture	BF	1	0	1	1	-
Detinue	DT	1	4	4	2	2
Garnishment	GA	16	5	20	15	5
Impoundment	IM	3	0	3	3	-
Interrogatory	IN	1	1	1	0	1
Other	OT	2	0	2	2	-
Protective Order	PO	1	0	1	1	-
Prelim Prot Order	PP	5	5	13	8	5
Unlawful Detainer	UD	5	5	7	4	3
Warrant in Debt	WD	103	130	146	90	56
Civil Total		141	151	202	129	73
Russell Totals		740	1,166	1,354	716	638

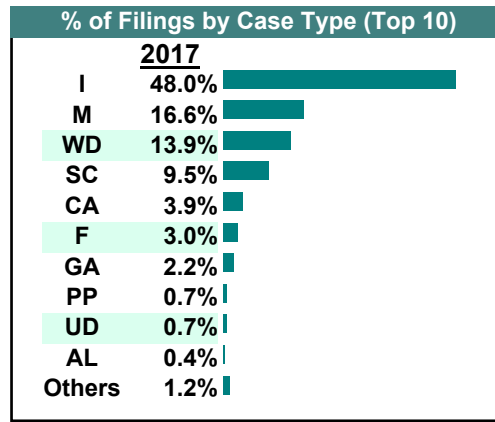
Calendared Filings with Top 12 Scheduled Times



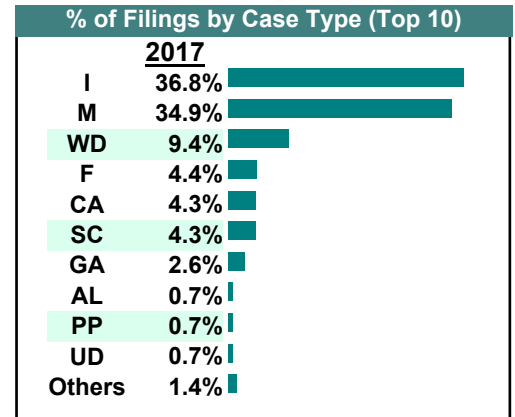
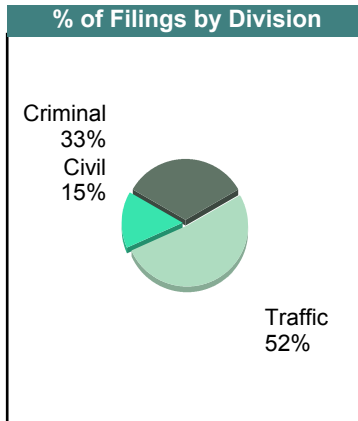
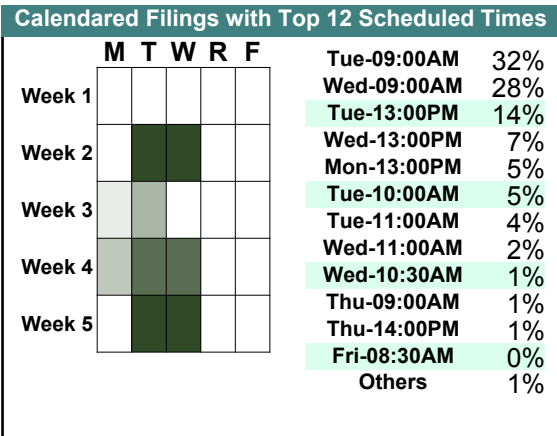
% of Filings by Division



% of Filings by Case Type (Top 10)

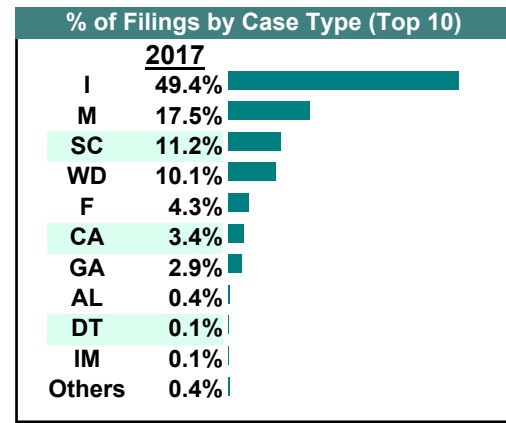
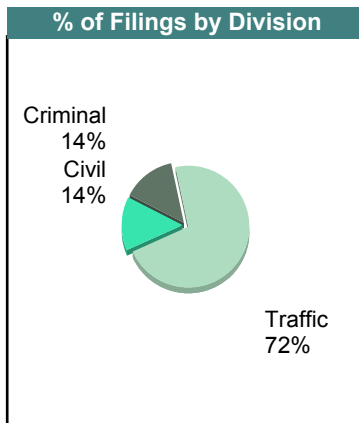
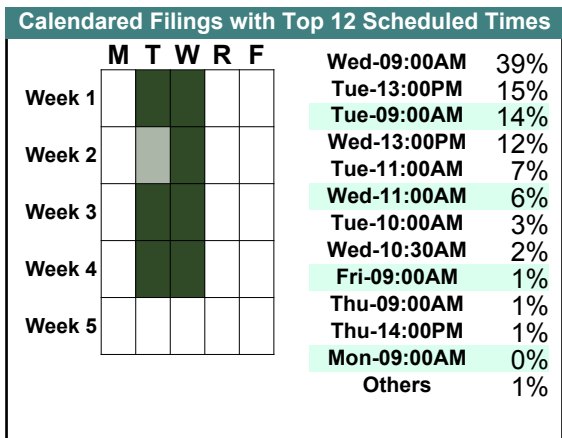


		Filings	Hearings	Transactions	Concluded	Cont
<u>Criminal</u>						
Capias	CA	9	29	29	8	21
Felony	F	26	120	120	36	84
Misdemeanor	M	155	244	251	63	188
Show Cause	SC	5	53	53	22	31
Criminal Total		195	446	453	129	324
<u>Traffic</u>						
Capias	CA	16	37	37	15	22
Civil Violation	CV	0	1	1	1	-
Felony	F	0	7	7	4	3
Infraction	I	216	202	310	249	61
Misdemeanor	M	50	162	162	72	90
Restricted O/L	RL	2	2	2	2	-
Show Cause	SC	20	136	136	57	79
Traffic Total		304	547	655	400	255
<u>Civil</u>						
Admin License	AL	4	1	4	3	1
Counter Claim	CC	0	0	1	1	-
Detinue	DT	3	3	3	0	3
Garnishment	GA	15	3	19	16	3
Impoundment	IM	1	0	1	1	-
Overweight	OC	0	0	1	1	-
Other	OT	1	0	1	1	-
Protective Order	PO	1	0	1	1	-
Prelim Prot Order	PP	4	6	8	2	6
Unlawful Detainer	UD	4	3	5	5	-
Warrant in Debt	WD	55	59	78	52	26
Civil Total		88	75	122	83	39
Russell Totals		587	1,068	1,230	612	618



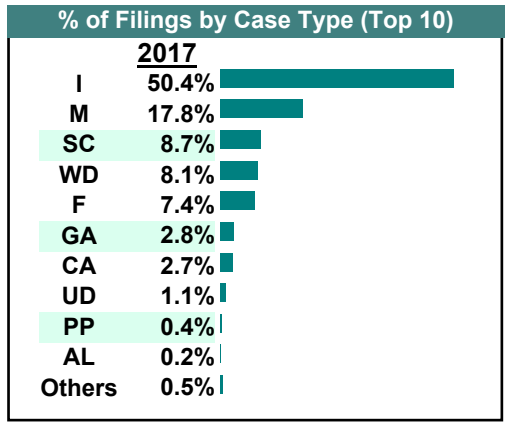
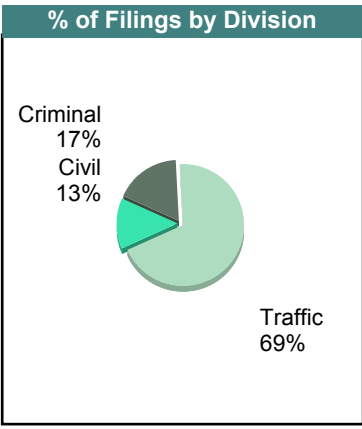
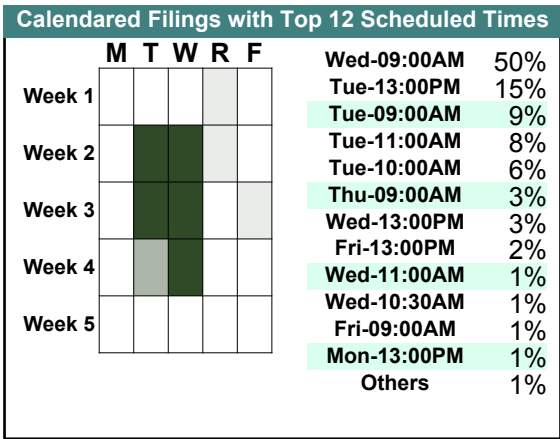
August 2017

		Filings	Hearings	Transactions	Concluded	Cont
<u>Criminal</u>						
Capias	CA	12	40	40	17	23
Felony	F	28	168	168	51	117
Misdemeanor	M	49	148	149	63	86
Show Cause	SC	12	73	73	11	62
Criminal Total		101	429	430	142	288
<u>Traffic</u>						
Capias	CA	12	38	38	14	24
Civil Violation	CV	0	2	2	0	2
Felony	F	3	9	9	1	8
Infraction	I	352	268	421	339	82
Misdemeanor	M	76	148	148	73	75
Show Cause	SC	68	184	184	63	121
Traffic Total		511	649	802	490	312
<u>Civil</u>						
Admin License	AL	3	0	3	3	-
Detinue	DT	1	0	1	1	-
Garnishment	GA	21	2	25	23	2
Impoundment	IM	1	0	1	1	-
Other	OT	1	0	1	1	-
Prelim Prot Order	PP	1	2	2	0	2
Unlawful Detainer	UD	1	1	1	1	-
Warrant in Debt	WD	72	80	105	70	35
Civil Total		101	85	139	100	39
Russell Totals		713	1,163	1,371	732	639



July 2017

		Filings	Hearings	Transactions	Concluded	Cont
<u>Criminal</u>						
Capias	CA	5	30	30	5	25
Felony	F	40	125	125	14	111
Misdemeanor	M	44	126	132	41	91
Show Cause	SC	9	51	51	10	41
Criminal Total		98	332	338	70	268
<u>Traffic</u>						
Capias	CA	10	54	54	22	32
Civil Violation	CV	0	2	2	0	2
Felony	F	2	3	3	1	2
Infraction	I	285	214	337	268	69
Misdemeanor	M	57	113	113	36	77
Show Cause	SC	38	168	168	54	114
Traffic Total		392	554	677	381	296
<u>Civil</u>						
Admin License	AL	1	0	2	2	-
Counter Claim	CC	1	1	1	0	1
Detinue	DT	1	0	3	3	-
Garnishment	GA	16	6	24	18	6
Interrogatory	IN	0	0	1	1	-
Protective Order	PO	1	0	1	1	-
Prelim Prot Order	PP	2	2	3	1	2
Show Cause	SC	2	0	2	2	-
Unlawful Detainer	UD	6	7	8	6	2
Warrant in Debt	WD	46	46	60	40	20
Civil Total		76	62	105	74	31
Russell Totals		566	948	1,120	525	595



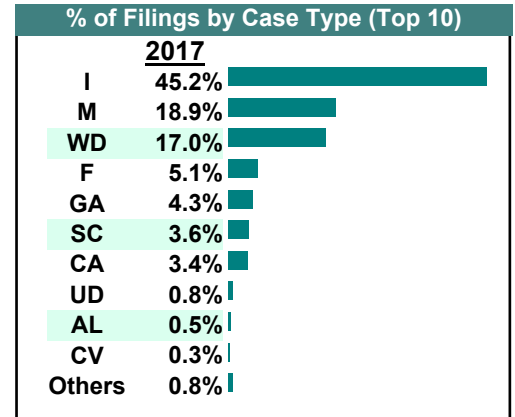
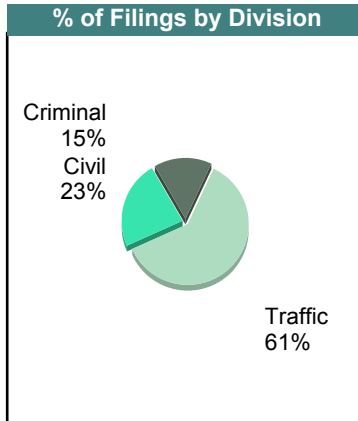
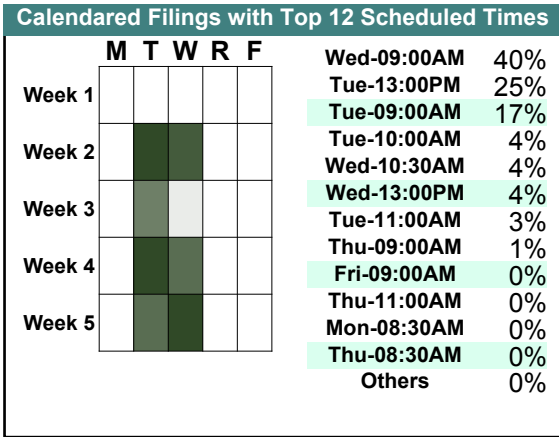
CASELOAD STATISTICS OF THE GENERAL DISTRICT COURTS

June 2017

Russell

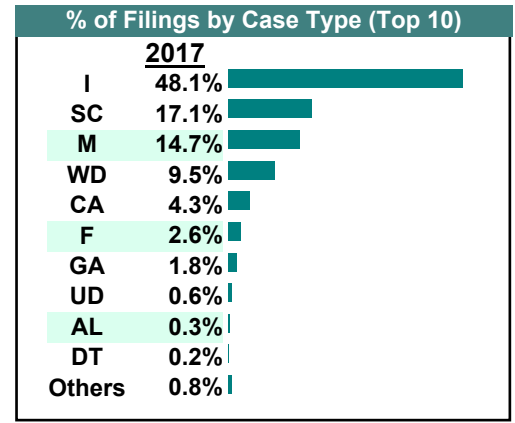
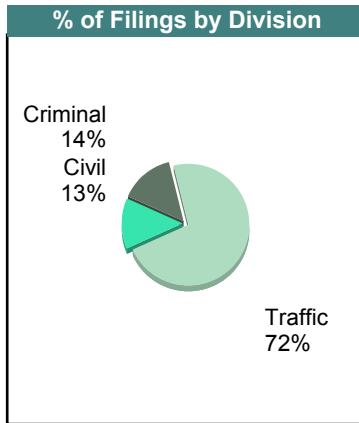
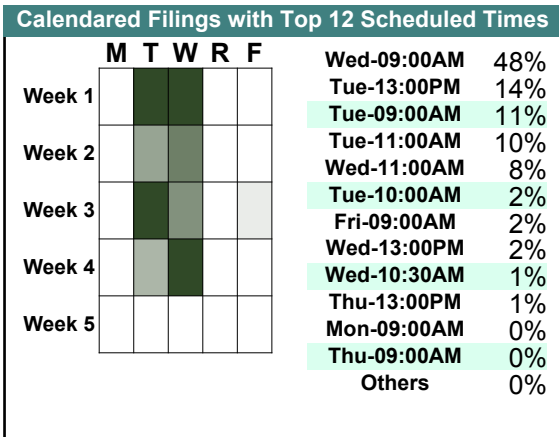
District: 29

		<u>Filings</u>	<u>Hearings</u>	<u>Transactions</u>	<u>Concluded</u>	<u>Cont</u>
<u>Criminal</u>						
Capias	CA	10	41	41	11	30
Felony	F	30	127	127	20	107
Misdemeanor	M	50	172	175	60	115
Show Cause	SC	4	69	69	16	53
Criminal Total		94	409	412	107	305
<u>Traffic</u>						
Capias	CA	11	53	53	10	43
Civil Violation	CV	2	2	2	0	2
Felony	F	1	7	7	3	4
Infraction	I	276	194	325	274	51
Misdemeanor	M	65	144	144	66	78
Restricted O/L	RL	1	1	1	1	-
Show Cause	SC	18	177	177	45	132
Traffic Total		374	578	709	399	310
<u>Civil</u>						
Admin License	AL	3	0	3	3	-
Detinue	DT	2	2	2	0	2
Garnishment	GA	26	10	31	21	10
Overweight	OC	2	1	3	2	1
Prelim Prot Order	PP	0	0	1	1	-
Petition-Restore Arms	PR	0	0	1	1	-
Unlawful Detainer	UD	5	6	6	4	2
Warrant in Debt	WD	104	119	137	99	38
Civil Total		142	138	184	131	53
Russell Totals		610	1,125	1,305	637	668



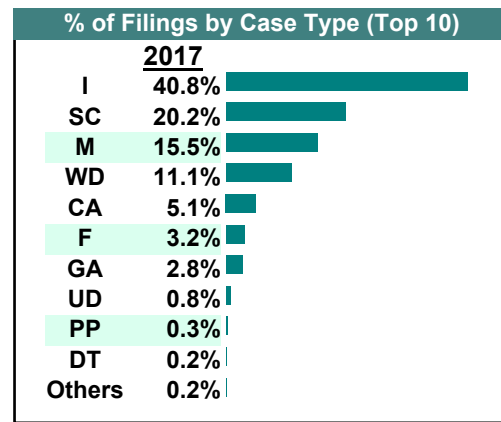
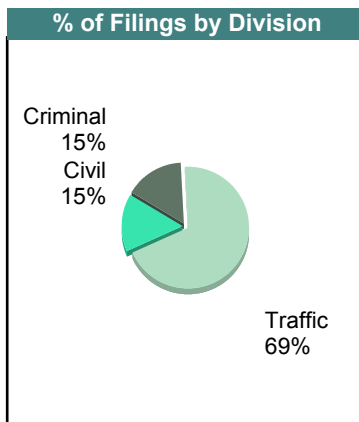
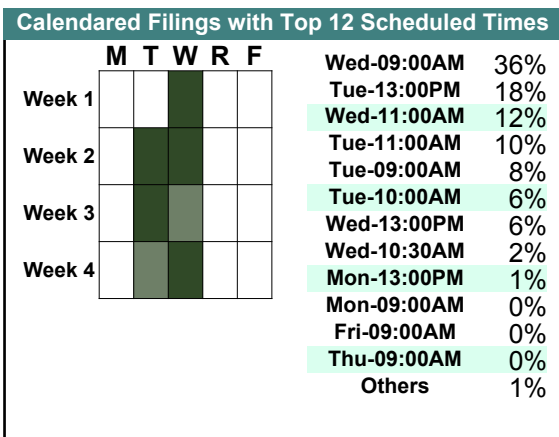
May 2017

		Filings	Hearings	Transactions	Concluded	Cont
<u>Criminal</u>						
Capias	CA	11	38	38	11	27
Felony	F	15	102	102	16	86
Misdemeanor	M	43	124	126	34	92
Show Cause	SC	25	81	81	28	53
Criminal Total		94	345	347	89	258
<u>Traffic</u>						
Capias	CA	17	47	47	19	28
Civil Violation	CV	0	1	1	0	1
Felony	F	2	7	7	0	7
Infraction	I	313	251	371	316	55
Misdemeanor	M	53	110	110	45	65
Show Cause	SC	85	197	197	90	107
Traffic Total		470	613	733	470	263
<u>Civil</u>						
Admin License	AL	2	1	3	2	1
Detinue	DT	1	2	5	3	2
Garnishment	GA	12	2	13	11	2
Impoundment	IM	1	0	1	1	-
Interrogatory	IN	1	1	1	0	1
Overweight	OC	1	1	1	0	1
Other	OT	1	0	1	1	-
Protective Order	PO	0	0	1	1	-
Prelim Prot Order	PP	1	0	2	2	-
Petition-Restore Arms	PR	0	2	2	0	2
Show Cause	SC	1	0	1	1	-
Unlawful Detainer	UD	4	3	5	4	1
Warrant in Debt	WD	62	61	83	65	18
Civil Total		87	73	119	91	28
Russell Totals		651	1,031	1,199	650	549

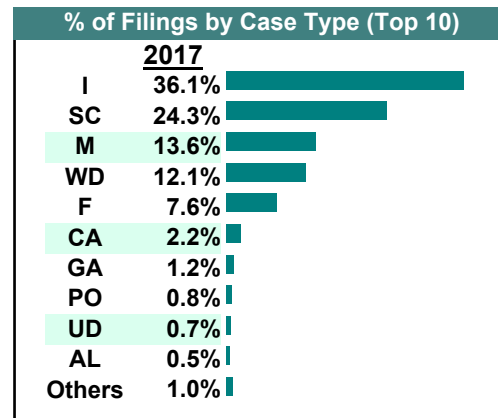
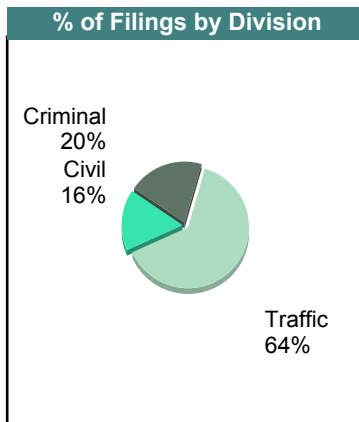
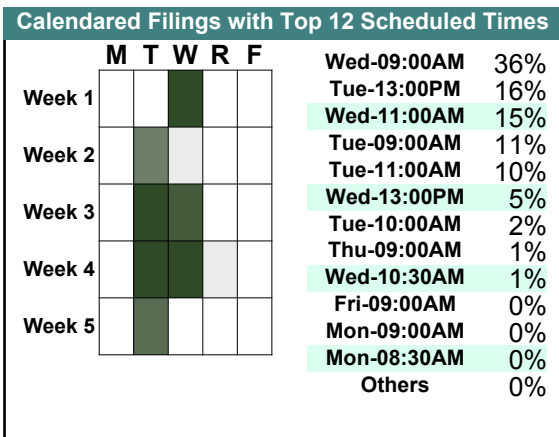


April 2017

		<u>Filings</u>	<u>Hearings</u>	<u>Transactions</u>	<u>Concluded</u>	<u>Cont</u>
<u>Criminal</u>						
Capias	CA	14	50	50	20	30
Felony	F	19	89	89	24	65
Misdemeanor	M	48	138	138	37	101
Show Cause	SC	17	64	64	18	46
Criminal Total		98	341	341	99	242
<u>Traffic</u>						
Capias	CA	18	43	43	13	30
Felony	F	1	5	5	3	2
Infraction	I	258	181	296	242	54
Misdemeanor	M	50	110	110	60	50
Show Cause	SC	111	219	219	82	137
Traffic Total		438	558	673	400	273
<u>Civil</u>						
Detinue	DT	1	1	1	1	-
Garnishment	GA	18	2	20	18	2
Protective Order	PO	1	0	1	1	-
Prelim Prot Order	PP	2	2	3	1	2
Unlawful Detainer	UD	5	5	8	7	1
Warrant in Debt	WD	70	88	111	80	31
Civil Total		97	98	144	108	36
Russell Totals		633	997	1,158	607	551

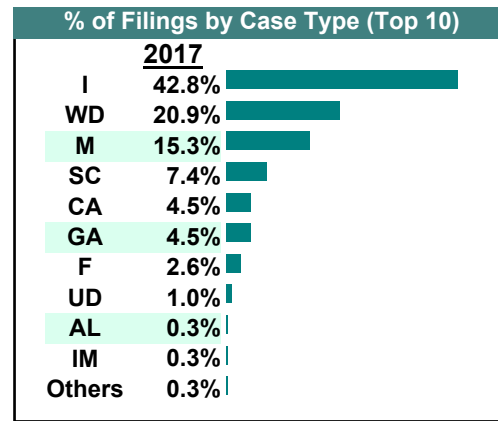
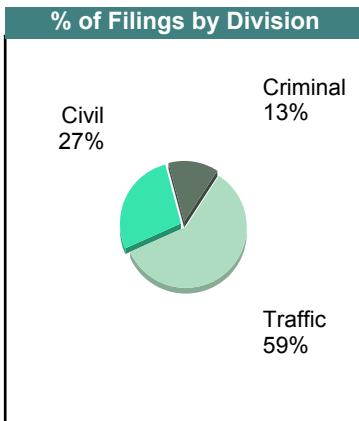
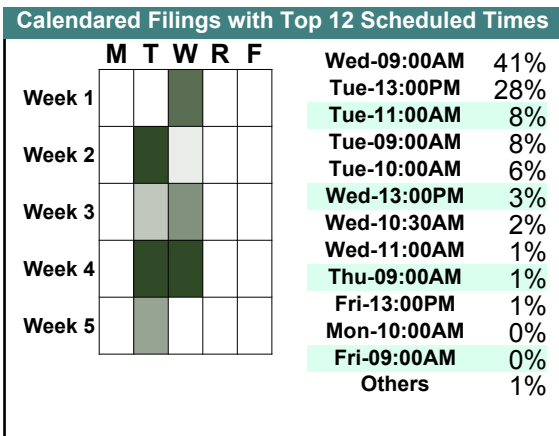


		<u>Filings</u>	<u>Hearings</u>	<u>Transactions</u>	<u>Concluded</u>	<u>Cont</u>
<u>Criminal</u>						
Capias	CA	6	38	38	7	31
Felony	F	45	139	139	35	104
Misdemeanor	M	37	105	107	23	84
Show Cause	SC	33	85	85	27	58
Criminal Total		121	367	369	92	277
<u>Traffic</u>						
Capias	CA	7	42	42	9	33
Civil Violation	CV	1	1	1	0	1
Felony	F	1	9	9	0	9
Infraction	I	218	147	256	216	40
Misdemeanor	M	45	138	139	56	83
Show Cause	SC	114	234	234	92	142
Traffic Total		386	571	681	373	308
<u>Civil</u>						
Admin License	AL	3	0	3	3	-
Detinue	DT	0	2	3	1	2
Garnishment	GA	7	2	11	9	2
Impoundment	IM	1	0	1	1	-
Overweight	OC	0	0	2	2	-
Protective Order	PO	5	2	6	4	2
Prelim Prot Order	PP	3	3	6	3	3
Petition-Restore Arms	PR	1	1	1	0	1
Unlawful Detainer	UD	4	5	7	5	2
Warrant in Debt	WD	73	76	91	69	22
Civil Total		97	91	131	97	34
Russell Totals		604	1,029	1,181	562	619



February 2017

		Filings	Hearings	Transactions	Concluded	Cont
<u>Criminal</u>						
Capias	CA	17	47	47	6	41
Felony	F	14	159	159	23	136
Misdemeanor	M	37	140	142	43	99
Show Cause	SC	10	59	59	11	48
Criminal Total		78	405	407	83	324
<u>Traffic</u>						
Capias	CA	9	30	30	6	24
Felony	F	1	5	5	1	4
Infraction	I	248	222	304	249	55
Misdemeanor	M	52	132	132	54	78
Show Cause	SC	33	101	101	42	59
Traffic Total		343	490	572	352	220
<u>Civil</u>						
Admin License	AL	2	1	2	1	1
Detinue	DT	1	1	1	0	1
Garnishment	GA	26	3	28	25	3
Impoundment	IM	2	0	2	2	-
Other	OT	1	0	1	1	-
Unlawful Detainer	UD	6	5	6	3	3
Warrant in Debt	WD	121	133	179	128	51
Civil Total		159	143	219	160	59
Russell Totals		580	1,038	1,198	595	603



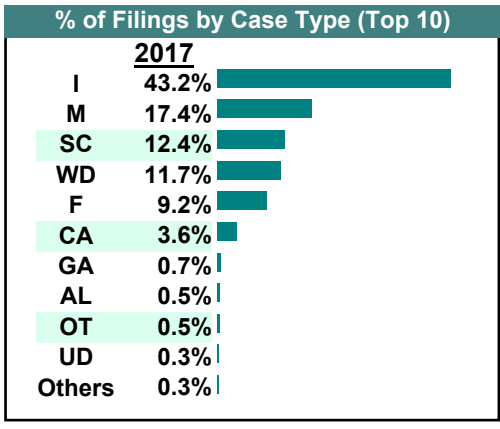
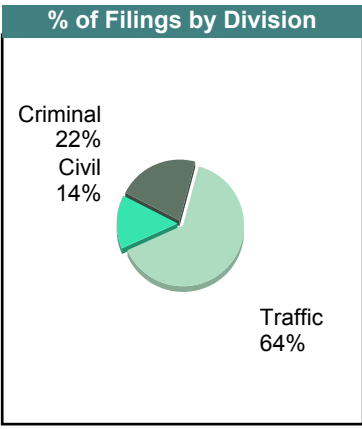
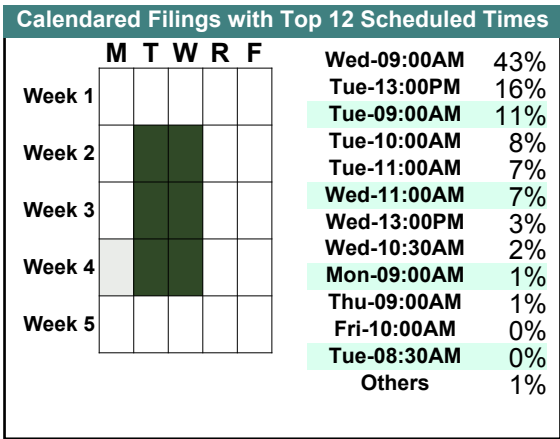
CASELOAD STATISTICS OF THE GENERAL DISTRICT COURTS

January 2017

Russell

District: 29

		<u>Filings</u>	<u>Hearings</u>	<u>Transactions</u>	<u>Concluded</u>	<u>Cont</u>
<u>Criminal</u>						
Capias	CA	11	31	31	11	20
Felony	F	51	137	137	31	106
Misdemeanor	M	51	132	138	43	95
Show Cause	SC	13	60	60	23	37
Criminal Total		126	360	366	108	258
<u>Traffic</u>						
Capias	CA	10	36	36	12	24
Civil Violation	CV	0	1	1	1	-
Felony	F	2	6	6	2	4
Infraction	I	250	198	308	261	47
Misdemeanor	M	50	115	115	58	57
Show Cause	SC	59	162	162	56	106
Traffic Total		371	518	628	390	238
<u>Civil</u>						
Admin License	AL	3	0	3	3	-
Detinue	DT	1	3	5	3	2
Garnishment	GA	4	2	10	8	2
Interrogatory	IN	0	0	1	1	-
Overweight	OC	0	0	1	1	-
Other	OT	3	0	3	3	-
Prelim Prot Order	PP	0	0	1	1	-
Petition-Restore Arms	PR	1	0	1	1	-
Unlawful Detainer	UD	2	2	2	2	-
Warrant in Debt	WD	68	73	84	70	14
Civil Total		82	80	111	93	18
Russell Totals		579	958	1,105	591	514



CASELOAD STATISTICS OF THE GENERAL DISTRICT COURTS

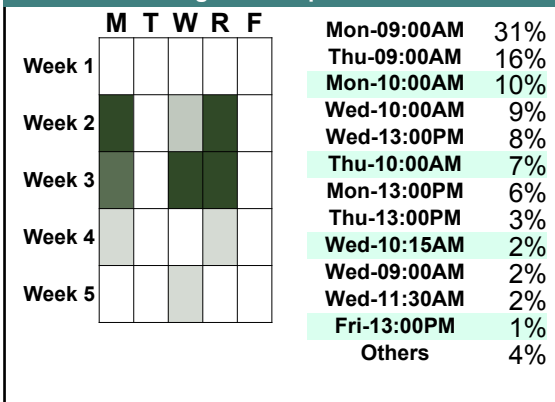
December 2017

Tazewell

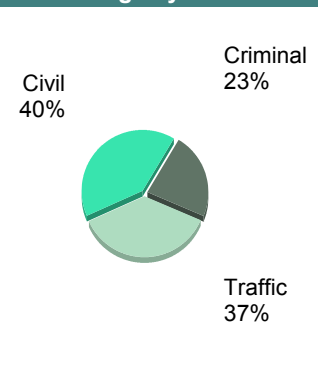
District: 29

		<u>Filings</u>	<u>Hearings</u>	<u>Transactions</u>	<u>Concluded</u>	<u>Cont</u>
<u>Criminal</u>						
Capias	CA	17	68	68	21	47
Civil Violation	CV	0	16	16	11	5
Felony	F	49	172	191	49	142
Misdemeanor	M	96	359	371	157	214
Show Cause	SC	15	25	25	13	12
Criminal Total		177	640	671	251	420
<u>Traffic</u>						
Capias	CA	16	35	35	11	24
Infraction	I	213	267	320	257	63
Misdemeanor	M	57	124	124	67	57
Show Cause	SC	1	6	6	1	5
Traffic Total		287	432	485	336	149
<u>Civil</u>						
Abstract	AJ	1	1	1	1	-
Admin License	AL	3	0	3	3	-
Bond Forfeiture	BF	2	1	2	1	1
Capias	CA	0	4	4	0	4
Detinue	DT	9	11	16	7	9
Garnishment	GA	103	20	116	96	20
Impoundment	IM	3	0	3	3	-
Interrogatory	IN	0	0	1	1	-
Overweight	OC	2	2	2	0	2
Other	OT	1	1	1	1	-
Protective Order	PO	7	1	7	6	1
Prelim Prot Order	PP	3	0	3	3	-
Show Cause	SC	1	64	76	12	64
Unlawful Detainer	UD	5	13	14	7	7
Warrant in Debt	WD	174	200	254	176	78
Civil Total		314	318	503	317	186
Tazewell Totals		778	1,390	1,659	904	755

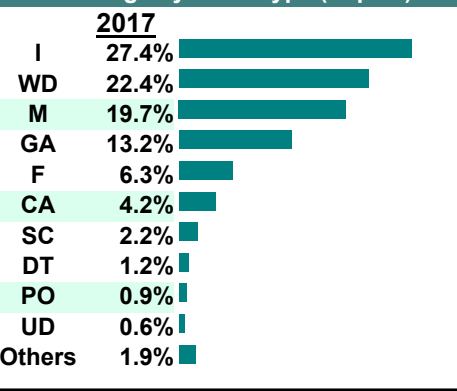
Calendared Filings with Top 12 Scheduled Times



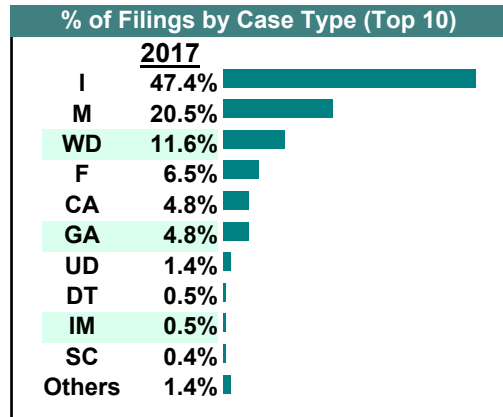
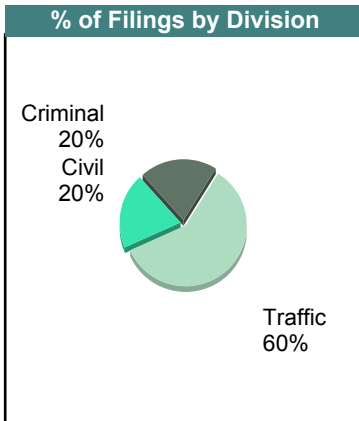
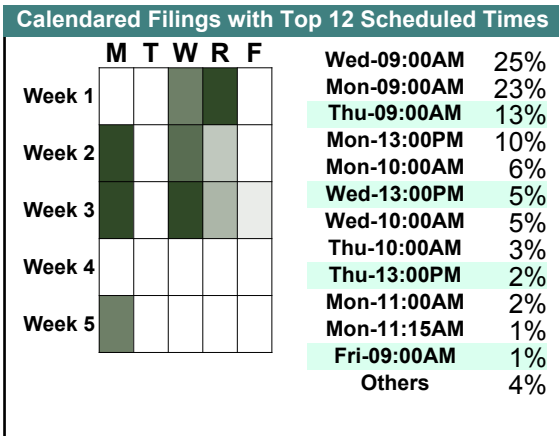
% of Filings by Division



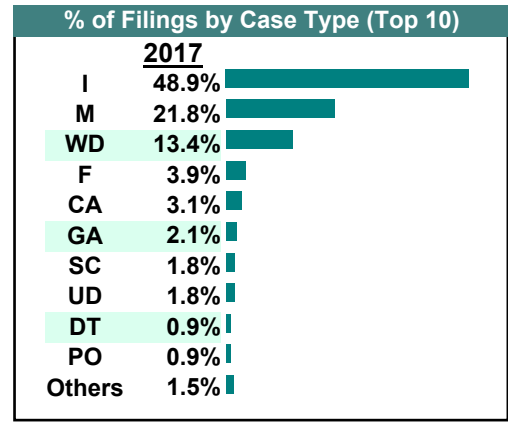
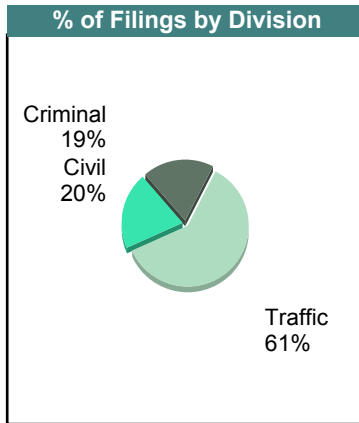
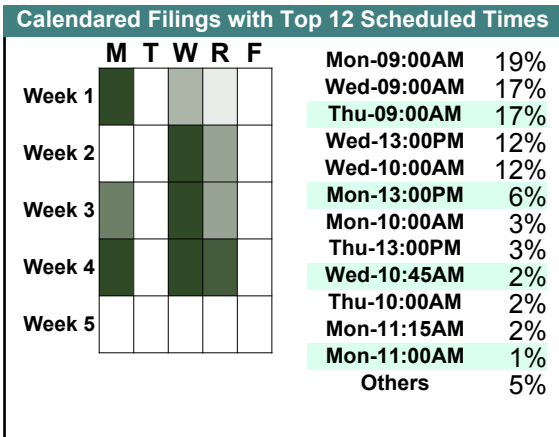
% of Filings by Case Type (Top 10)



		<u>Filings</u>	<u>Hearings</u>	<u>Transactions</u>	<u>Concluded</u>	<u>Cont</u>
<u>Criminal</u>						
Capias	CA	30	80	80	37	43
Civil Violation	CV	1	4	4	1	3
Felony	F	60	159	186	45	141
Misdemeanor	M	93	344	346	124	222
Show Cause	SC	3	16	16	4	12
Criminal Total		187	603	632	211	421
<u>Traffic</u>						
Capias	CA	14	28	28	10	18
Civil Violation	CV	1	1	1	1	-
Infraction	I	435	408	536	424	112
Misdemeanor	M	95	161	163	90	73
Show Cause	SC	1	11	11	5	6
Traffic Total		546	609	739	530	209
<u>Civil</u>						
Abstract	AJ	1	1	1	1	-
Admin License	AL	2	0	2	2	-
Capias	CA	0	2	4	2	2
Detinue	DT	5	7	9	6	3
Garnishment	GA	44	6	48	42	6
Impoundment	IM	5	0	5	5	-
Motion for Judgment	MJ	0	1	1	0	1
Overweight	OC	2	1	3	2	1
Other	OT	2	0	2	2	-
Protective Order	PO	3	1	3	2	1
Prelim Prot Order	PP	1	0	1	1	-
Show Cause	SC	0	48	77	29	48
Unlawful Detainer	UD	13	13	17	13	4
Warrant in Debt	WD	106	122	152	121	31
Civil Total		184	202	325	228	97
Tazewell Totals		917	1,414	1,696	969	727



		Filings	Hearings	Transactions	Concluded	Cont
<u>Criminal</u>						
Capias	CA	24	62	62	29	33
Civil Violation	CV	2	8	9	5	4
Felony	F	45	177	210	69	141
Misdemeanor	M	136	449	457	189	268
Show Cause	SC	8	21	21	16	5
Criminal Total		215	717	759	308	451
<u>Traffic</u>						
Capias	CA	11	32	32	18	14
Felony	F	0	1	1	1	-
Infraction	I	557	470	677	542	135
Misdemeanor	M	113	219	225	142	83
Show Cause	SC	12	15	15	12	3
Traffic Total		693	737	950	715	235
<u>Civil</u>						
Bond Forfeiture	BF	0	0	1	1	-
Capias	CA	0	10	10	0	10
Detinue	DT	10	10	13	7	6
Garnishment	GA	24	7	32	25	7
Impoundment	IM	5	0	5	5	-
Interrogatory	IN	2	1	2	1	1
Overweight	OC	1	0	1	1	-
Other	OT	2	0	2	2	-
Protective Order	PO	10	0	10	10	-
Prelim Prot Order	PP	5	0	5	5	-
Show Cause	SC	0	89	128	39	89
Unlawful Detainer	UD	20	22	28	20	8
Warrant in Debt	WD	153	197	233	162	71
Civil Total		232	336	470	278	192
Tazewell Totals		1,140	1,790	2,179	1,301	878



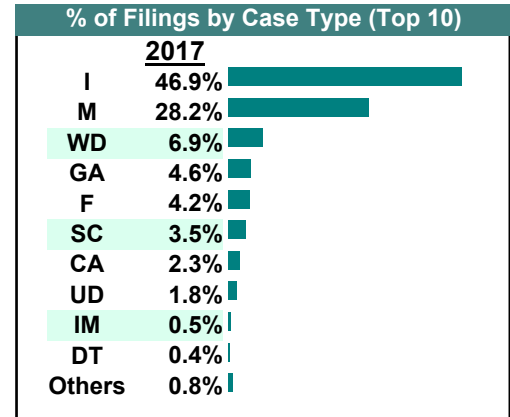
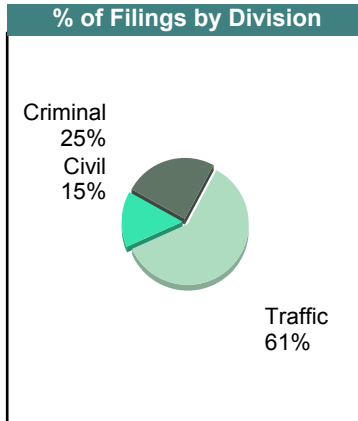
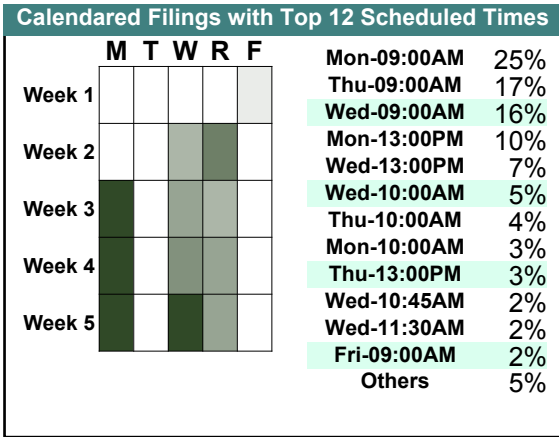
CASELOAD STATISTICS OF THE GENERAL DISTRICT COURTS

September 2017

Tazewell

District: 29

		<u>Filings</u>	<u>Hearings</u>	<u>Transactions</u>	<u>Concluded</u>	<u>Cont</u>
<u>Criminal</u>						
Capias	CA	18	76	76	32	44
Civil Violation	CV	2	27	27	9	18
Felony	F	48	216	242	86	156
Misdemeanor	M	181	584	591	211	380
Show Cause	SC	33	59	59	43	16
Criminal Total		282	962	995	381	614
<u>Traffic</u>						
Capias	CA	8	28	28	13	15
Infraction	I	534	546	705	542	162
Misdemeanor	M	140	259	261	147	114
Show Cause	SC	7	19	19	12	7
Traffic Total		689	852	1,013	714	298
<u>Civil</u>						
Admin License	AL	2	0	2	2	-
Capias	CA	0	6	16	10	6
Detinue	DT	4	6	8	4	4
Garnishment	GA	52	10	57	47	10
Impoundment	IM	6	0	6	6	-
Other	OT	3	0	3	3	-
Protective Order	PO	2	0	3	3	-
Show Cause	SC	0	82	156	74	82
Unlawful Detainer	UD	20	18	25	21	4
Warrant in Debt	WD	78	77	95	67	28
Civil Total		167	199	371	237	134
Tazewell Totals		1,138	2,013	2,379	1,332	1,046



CASELOAD STATISTICS OF THE GENERAL DISTRICT COURTS

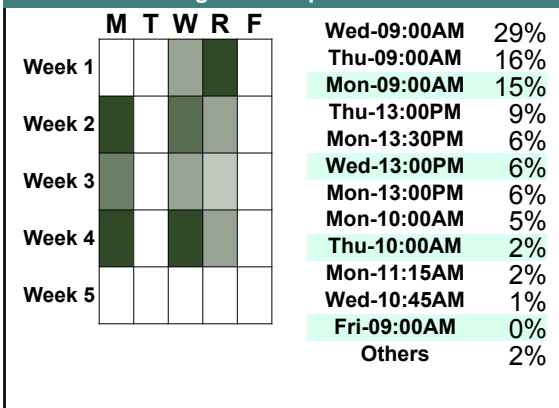
August 2017

Tazewell

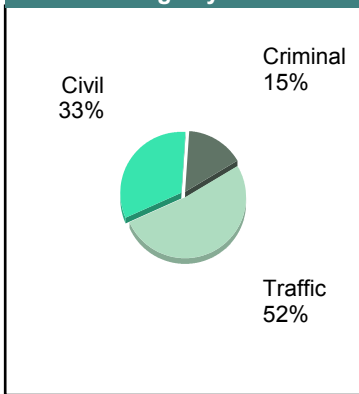
District: 29

		<u>Filings</u>	<u>Hearings</u>	<u>Transactions</u>	<u>Concluded</u>	<u>Cont</u>
<u>Criminal</u>						
Capias	CA	37	81	81	19	62
Civil Violation	CV	5	11	11	2	9
Felony	F	43	164	181	57	124
Misdemeanor	M	161	454	466	148	318
Show Cause	SC	6	22	22	8	14
Criminal Total		252	732	761	234	527
<u>Traffic</u>						
Capias	CA	12	22	22	6	16
Felony	F	0	1	1	0	1
Infraction	I	707	550	829	685	144
Misdemeanor	M	140	203	207	119	88
Show Cause	SC	0	2	2	0	2
Traffic Total		859	778	1,061	810	251
<u>Civil</u>						
Admin License	AL	2	0	2	2	-
Capias	CA	0	2	3	1	2
Detinue	DT	5	5	8	5	3
Garnishment	GA	37	3	41	38	3
Impoundment	IM	9	0	9	9	-
Interrogatory	IN	1	0	2	2	-
Overweight	OC	1	1	1	0	1
Other	OT	6	0	6	6	-
Protective Order	PO	11	1	12	11	1
Prelim Prot Order	PP	5	1	5	4	-
Show Cause	SC	192	129	291	162	129
Unlawful Detainer	UD	25	30	33	21	12
Warrant in Debt	WD	246	268	364	264	100
Civil Total		540	440	777	525	251
Tazewell Totals		1,651	1,950	2,599	1,569	1,029

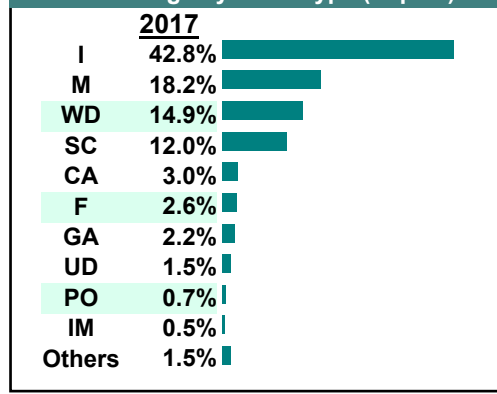
Calendared Filings with Top 12 Scheduled Times



% of Filings by Division



% of Filings by Case Type (Top 10)



CASELOAD STATISTICS OF THE GENERAL DISTRICT COURTS

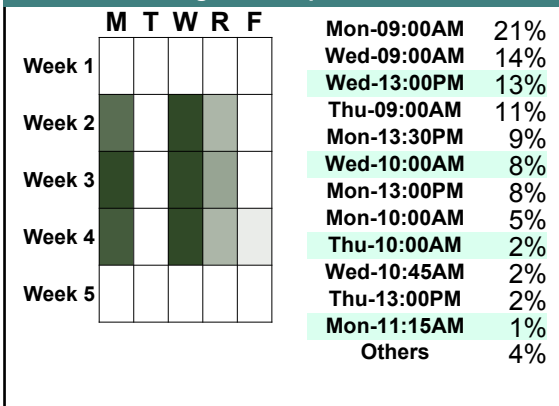
July 2017

Tazewell

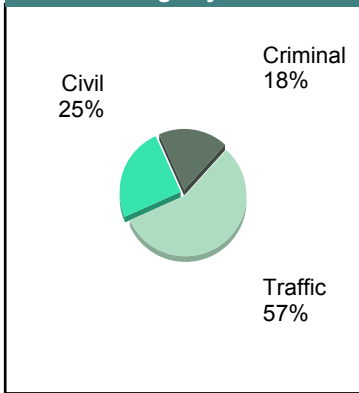
District: 29

		<u>Filings</u>	<u>Hearings</u>	<u>Transactions</u>	<u>Concluded</u>	<u>Cont</u>
<u>Criminal</u>						
Capias	CA	22	67	67	27	40
Civil Violation	CV	4	12	12	2	10
Felony	F	51	201	228	66	162
Misdemeanor	M	146	390	397	124	273
Show Cause	SC	18	37	37	22	15
Criminal Total		241	707	741	241	500
<u>Traffic</u>						
Capias	CA	16	29	29	8	21
Felony	F	1	1	1	0	1
Infraction	I	598	499	772	664	108
Misdemeanor	M	117	205	212	115	97
Restricted O/L	RL	2	2	2	2	-
Show Cause	SC	7	14	14	6	8
Traffic Total		741	750	1,030	795	235
<u>Civil</u>						
Admin License	AL	3	0	3	3	-
Capias	CA	0	12	12	0	12
Detinue	DT	9	8	11	6	5
Garnishment	GA	28	5	28	23	5
Impoundment	IM	4	0	4	4	-
Overweight	OC	1	0	1	1	-
Other	OT	1	0	1	1	-
Protective Order	PO	3	1	5	4	1
Show Cause	SC	102	181	268	87	181
Unlawful Detainer	UD	21	19	22	17	5
Warrant in Debt	WD	153	156	198	144	54
Civil Total		325	382	553	290	263
Tazewell Totals		1,307	1,839	2,324	1,326	998

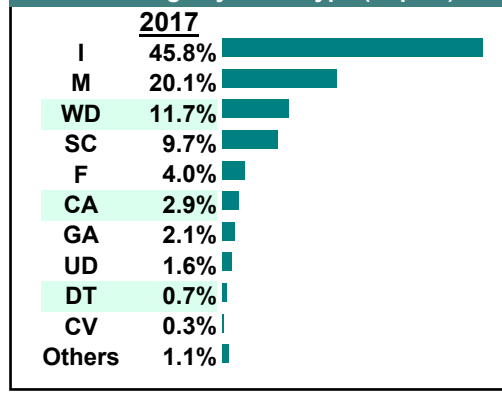
Calendared Filings with Top 12 Scheduled Times



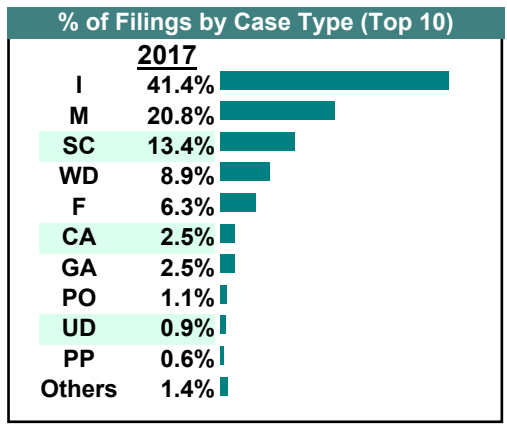
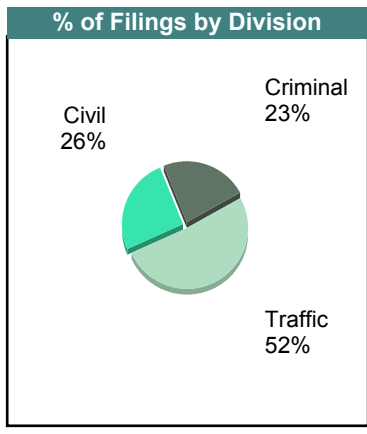
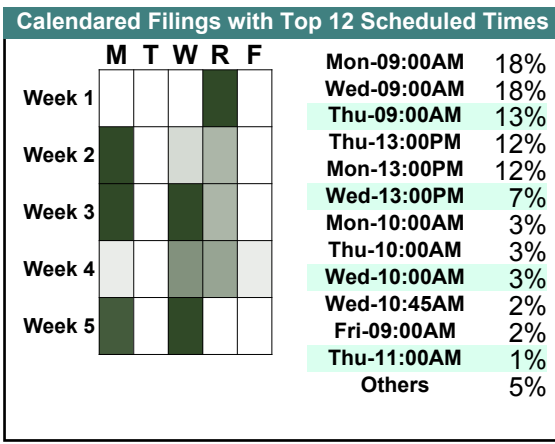
% of Filings by Division



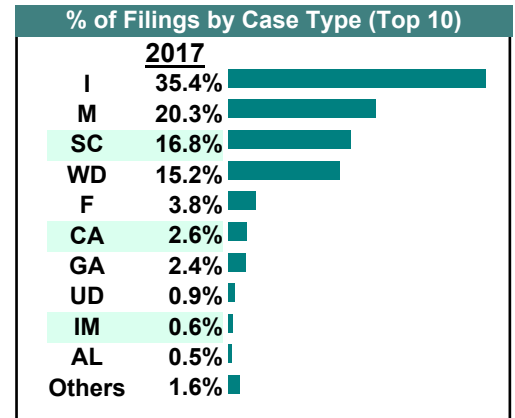
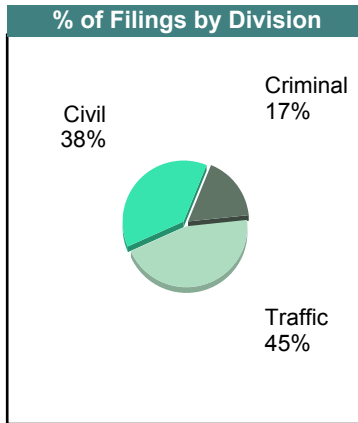
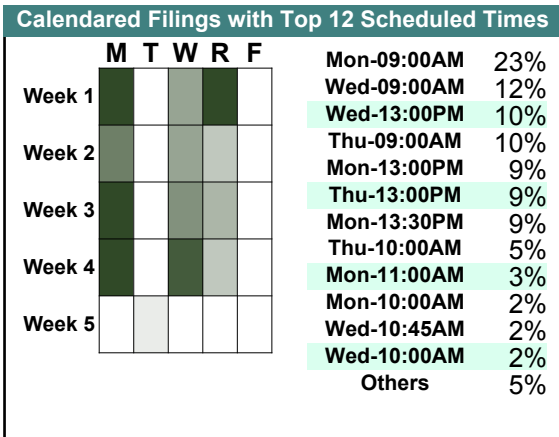
% of Filings by Case Type (Top 10)



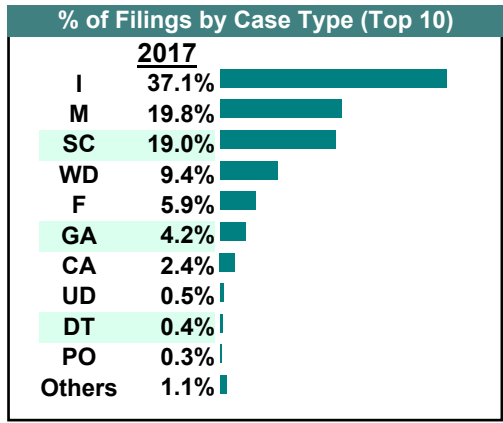
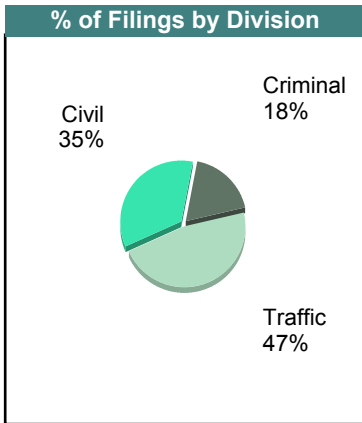
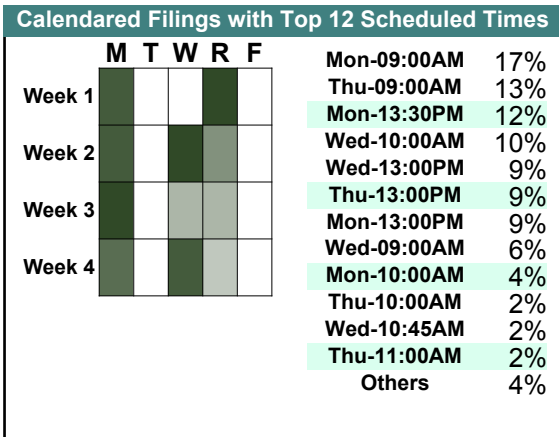
		<u>Filings</u>	<u>Hearings</u>	<u>Transactions</u>	<u>Concluded</u>	<u>Cont</u>
<u>Criminal</u>						
Capias	CA	25	81	81	37	44
Civil Violation	CV	3	24	24	5	19
Felony	F	79	279	319	88	230
Misdemeanor	M	150	557	567	157	409
Show Cause	SC	33	56	56	26	30
Criminal Total		290	997	1,047	313	732
<u>Traffic</u>						
Capias	CA	7	23	23	16	7
Felony	F	1	1	1	1	-
Infraction	I	523	469	628	442	186
Misdemeanor	M	113	194	196	96	100
Restricted O/L	RL	1	1	1	1	-
Show Cause	SC	6	10	10	6	4
Traffic Total		651	698	859	562	297
<u>Civil</u>						
Abstract	AJ	1	1	1	1	-
Admin License	AL	2	0	2	2	-
Bond Forfeiture	BF	1	1	3	2	1
Capias	CA	0	7	8	1	7
Detinue	DT	3	2	8	7	1
Garnishment	GA	32	3	37	34	3
Impoundment	IM	4	0	4	4	-
Other	OT	3	0	3	3	-
Protective Order	PO	14	4	16	12	4
Prelim Prot Order	PP	7	0	7	7	-
Show Cause	SC	131	95	250	155	95
Unlawful Detainer	UD	12	12	14	14	-
Warrant in Debt	WD	113	121	150	108	42
Civil Total		323	246	503	350	153
Tazewell Totals		1,264	1,941	2,409	1,225	1,182



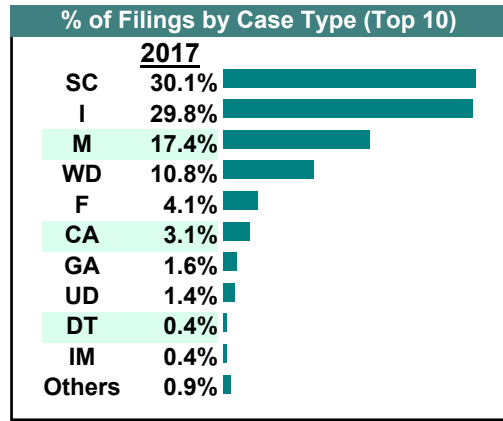
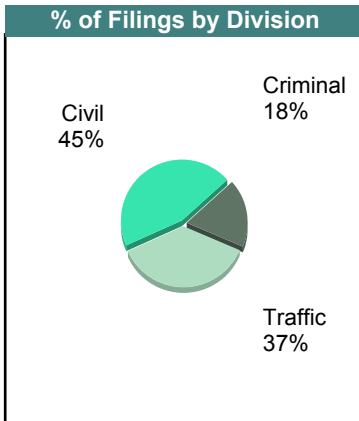
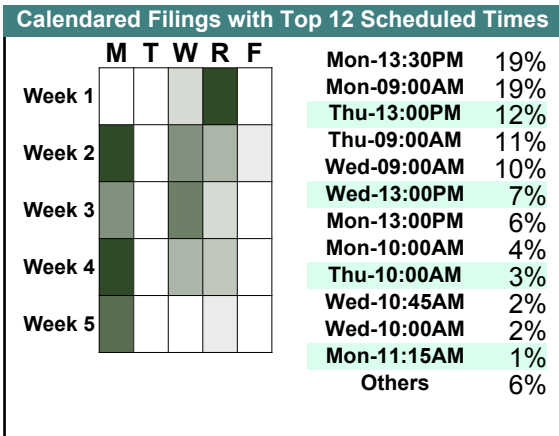
		Filings	Hearings	Transactions	Concluded	Cont
<u>Criminal</u>						
Capias	CA	15	69	69	28	41
Civil Violation	CV	5	7	7	0	7
Felony	F	47	159	181	37	144
Misdemeanor	M	143	408	413	137	276
Show Cause	SC	7	28	28	16	12
Criminal Total		217	671	698	218	480
<u>Traffic</u>						
Capias	CA	6	32	32	20	12
Infraction	I	443	393	561	456	105
Misdemeanor	M	111	189	192	112	80
Restricted O/L	RL	2	2	2	2	-
Show Cause	SC	1	16	16	12	4
Traffic Total		563	632	803	602	201
<u>Civil</u>						
Abstract	AJ	1	1	1	1	-
Admin License	AL	6	0	8	8	-
Capias	CA	11	16	26	10	16
Detinue	DT	3	4	5	1	4
Garnishment	GA	30	5	45	40	5
Impoundment	IM	8	0	8	8	-
Interrogatory	IN	1	0	2	2	-
Motion for Judgment	MJ	0	1	1	0	1
Protective Order	PO	5	0	5	5	-
Prelim Prot Order	PP	3	0	3	3	-
Show Cause	SC	203	136	401	265	134
Unlawful Detainer	UD	11	15	17	12	5
Warrant in Debt	WD	191	272	330	234	96
Civil Total		473	450	852	589	261
Tazewell Totals		1,253	1,753	2,353	1,409	942



		<u>Filings</u>	<u>Hearings</u>	<u>Transactions</u>	<u>Concluded</u>	<u>Cont</u>
<u>Criminal</u>						
Capias	CA	17	71	71	26	45
Civil Violation	CV	3	8	8	3	5
Felony	F	82	250	271	61	210
Misdemeanor	M	147	485	492	219	273
Show Cause	SC	6	35	35	15	20
Criminal Total		255	849	877	324	553
<u>Traffic</u>						
Capias	CA	8	17	17	5	12
Infraction	I	518	464	664	542	122
Misdemeanor	M	130	193	201	122	79
Show Cause	SC	0	32	32	23	9
Traffic Total		656	706	914	692	222
<u>Civil</u>						
Abstract	AJ	2	2	2	2	-
Admin License	AL	2	0	2	2	-
Bond Forfeiture	BF	0	1	1	0	1
Capias	CA	9	10	22	12	10
Detinue	DT	5	7	9	5	4
Garnishment	GA	59	30	84	54	30
Impoundment	IM	2	0	2	2	-
Interrogatory	IN	1	2	2	0	2
Overweight	OC	1	0	1	1	-
Protective Order	PO	4	1	5	4	1
Prelim Prot Order	PP	4	0	4	4	-
Show Cause	SC	259	175	408	233	175
Unlawful Detainer	UD	7	9	10	8	2
Warrant in Debt	WD	132	266	308	105	203
Civil Total		487	503	860	432	428
Tazewell Totals		1,398	2,058	2,651	1,448	1,203

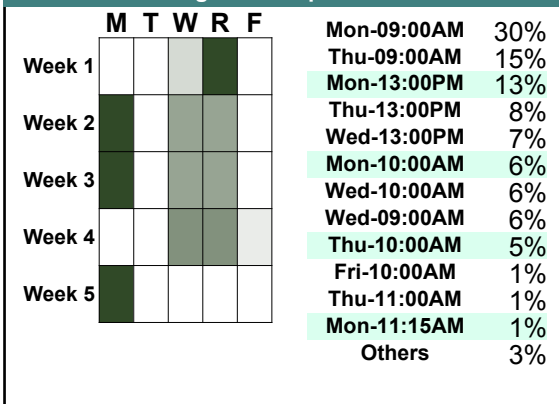


		<u>Filings</u>	<u>Hearings</u>	<u>Transactions</u>	<u>Concluded</u>	<u>Cont</u>
<u>Criminal</u>						
Capias	CA	27	78	78	30	48
Civil Violation	CV	1	21	21	5	16
Felony	F	66	276	308	61	247
Misdemeanor	M	171	637	645	222	423
Show Cause	SC	22	44	44	18	26
Criminal Total		287	1,056	1,096	336	760
<u>Traffic</u>						
Capias	CA	6	42	42	23	19
Infraction	I	476	400	579	453	126
Misdemeanor	M	108	220	222	141	81
Show Cause	SC	3	25	25	8	17
Traffic Total		593	687	868	625	243
<u>Civil</u>						
Abstract	AJ	1	1	1	1	-
Admin License	AL	2	0	5	5	-
Bond Forfeiture	BF	0	2	2	1	1
Capias	CA	17	20	28	8	20
Detinue	DT	7	7	15	11	4
Garnishment	GA	25	3	28	25	3
Impoundment	IM	7	0	7	7	-
Interrogatory	IN	2	0	2	2	-
Overweight	OC	1	0	1	1	-
Other	OT	1	0	1	1	-
Protective Order	PO	5	0	7	7	-
Prelim Prot Order	PP	1	0	1	1	-
Show Cause	SC	457	228	624	396	228
Unlawful Detainer	UD	22	15	25	19	6
Warrant in Debt	WD	172	156	220	164	56
Civil Total		720	432	967	649	318
Tazewell Totals		1,600	2,175	2,931	1,610	1,321

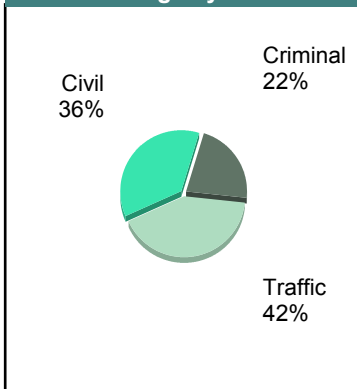


		<u>Filings</u>	<u>Hearings</u>	<u>Transactions</u>	<u>Concluded</u>	<u>Cont</u>
<u>Criminal</u>						
Capias	CA	27	69	69	18	51
Civil Violation	CV	8	12	12	3	9
Felony	F	63	176	216	60	156
Misdemeanor	M	181	474	479	124	355
Show Cause	SC	4	20	20	8	12
Criminal Total		283	751	796	213	583
<u>Traffic</u>						
Capias	CA	18	47	47	16	31
Infraction	I	390	393	526	414	112
Misdemeanor	M	128	232	233	130	103
Restricted O/L	RL	1	1	1	1	-
Show Cause	SC	0	27	27	12	15
Traffic Total		537	700	834	573	261
<u>Civil</u>						
Admin License	AL	7	3	7	4	3
Bond Forfeiture	BF	0	2	4	2	2
Capias	CA	11	7	15	8	7
Detinue	DT	13	13	17	13	4
Garnishment	GA	59	10	67	57	10
Impoundment	IM	3	0	3	3	-
Interrogatory	IN	0	1	1	0	1
Overweight	OC	2	0	3	3	-
Other	OT	2	0	2	2	-
Protective Order	PO	2	1	3	2	1
Prelim Prot Order	PP	4	0	4	4	-
Show Cause	SC	73	126	241	116	125
Unlawful Detainer	UD	12	11	13	10	3
Warrant in Debt	WD	279	287	332	228	104
Civil Total		467	461	712	452	260
Tazewell Totals		1,287	1,912	2,342	1,238	1,104

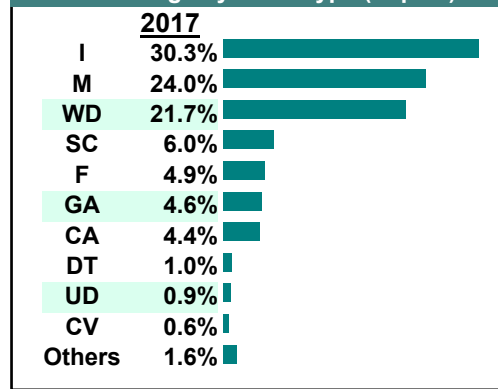
Calendared Filings with Top 12 Scheduled Times



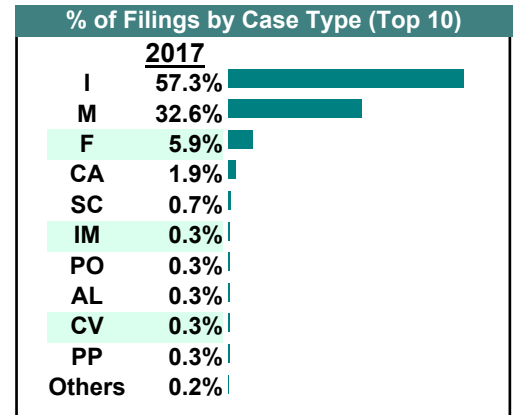
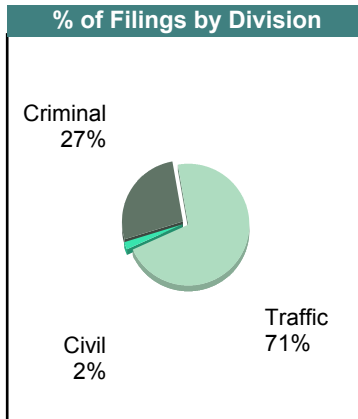
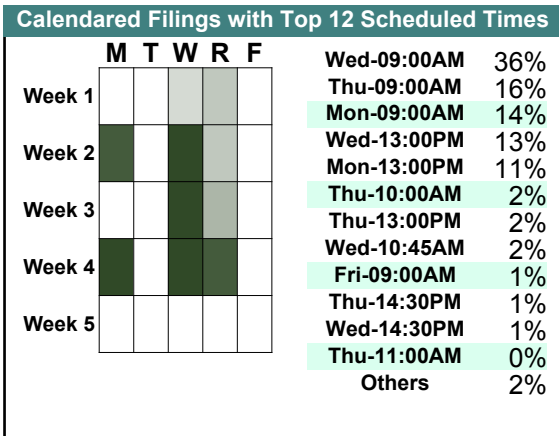
% of Filings by Division



% of Filings by Case Type (Top 10)



		<u>Filings</u>	<u>Hearings</u>	<u>Transactions</u>	<u>Concluded</u>	<u>Cont</u>
<u>Criminal</u>						
Capias	CA	19	56	56	14	42
Civil Violation	CV	3	5	5	2	3
Felony	F	93	274	326	113	213
Misdemeanor	M	303	604	612	196	416
Show Cause	SC	6	19	19	10	9
Criminal Total		424	958	1,018	335	683
<u>Traffic</u>						
Capias	CA	6	19	19	4	15
Civil Violation	CV	1	2	2	2	-
Infraction	I	898	702	1,016	821	195
Misdemeanor	M	208	294	301	176	124
Show Cause	SC	1	13	13	1	12
Traffic Total		1,114	1,030	1,351	1,004	346
<u>Civil</u>						
Admin License	AL	4	2	5	3	2
Capias	CA	4	8	9	1	8
Impoundment	IM	5	0	5	5	-
Overweight	OC	1	1	1	0	1
Other	OT	2	0	2	2	-
Protective Order	PO	5	2	12	10	2
Prelim Prot Order	PP	4	0	4	4	-
Show Cause	SC	4	87	110	23	87
Civil Total		29	100	148	48	100
Tazewell Totals		1,567	2,088	2,517	1,387	1,129



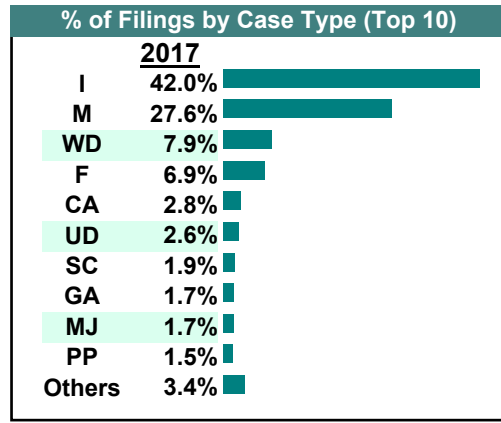
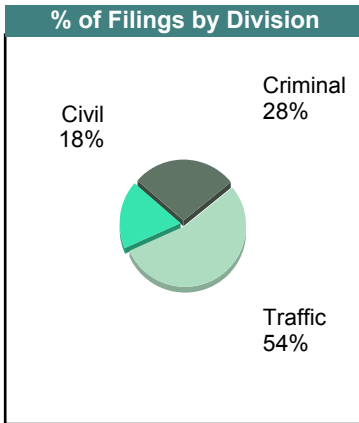
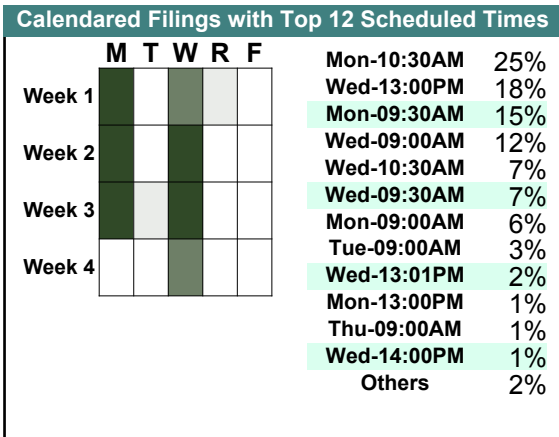
Filings by Court & Division

	<u>Buchanan</u>		<u>Dickenson</u>		<u>Russell</u>		<u>Tazewell</u>		<u>Total</u>
C Misdemeanor	666	18%	495	13%	647	17%	1,908	51%	3,716
Felony	368	23%	155	10%	329	21%	726	46%	1,578
Capias	111	20%	41	7%	123	22%	278	50%	553
Show Cause	114	23%	37	7%	182	37%	161	33%	494
Civil Violation	12	21%	8	14%	-	0%	37	65%	57
Total	1,271	20%	736	12%	1,281	20%	3,110	49%	6,398
T Infraction	2,393	18%	1,466	11%	3,290	24%	6,292	47%	13,441
Misdemeanor	530	18%	275	9%	675	23%	1,460	50%	2,940
Show Cause	119	14%	3	0%	676	81%	39	5%	837
Capias	73	21%	8	2%	139	40%	128	37%	348
Felony	5	19%	3	11%	17	63%	2	7%	27
Restricted O/L	3	19%	4	25%	3	19%	6	38%	16
Civil Violation	4	36%	2	18%	3	27%	2	18%	11
Total	3,127	18%	1,761	10%	4,803	27%	7,929	45%	17,620
V Warrant in Debt	806	20%	479	12%	961	24%	1,797	44%	4,043
Show Cause	1	0%	45	3%	4	0%	1,422	97%	1,472
Garnishment	436	34%	133	10%	207	16%	493	39%	1,269
Unlawful Detainer	29	11%	19	7%	50	19%	168	63%	266
Prelim Prot Order	14	12%	36	32%	27	24%	37	32%	114
Detinue	15	14%	10	9%	12	11%	73	66%	110
Protective Order	14	13%	12	11%	11	10%	71	66%	108
Admin License	22	23%	13	13%	27	28%	35	36%	97
Impoundment	13	14%	11	12%	10	11%	61	64%	95
Other	9	11%	37	46%	11	14%	23	29%	80
Abstract	44	85%	-	0%	1	2%	7	13%	52
Capias	-	0%	-	0%	-	0%	52	100%	52
Overweight	17	38%	13	29%	3	7%	12	27%	45
Interrogatory	6	38%	1	6%	2	13%	7	44%	16
Bond Forfeiture	-	0%	-	0%	1	25%	3	75%	4
Petition-Restore Arms	-	0%	1	33%	2	67%	-	0%	3
Counter Claim	-	0%	-	0%	1	100%	-	0%	1
Restricted O/L	-	0%	1	100%	-	0%	-	0%	1
Motion for Judgment	-	0%	-	0%	-	0%	-	0%	0
Total	1,426	18%	811	10%	1,330	17%	4,261	54%	7,828
Total	5,824	18%	3,308	10%	7,414	23%	15,300	48%	31,846

CASELOAD STATISTICS OF THE GENERAL DISTRICT COURTS

December 2017

		<u>Filings</u>	<u>Hearings</u>	<u>Transactions</u>	<u>Concluded</u>	<u>Cont</u>
<u>Criminal</u>						
Capias	CA	9	18	18	7	11
Civil Violation	CV	5	12	12	3	9
Felony	F	31	124	132	42	90
Misdemeanor	M	77	210	214	73	141
Show Cause	SC	8	13	13	5	8
Criminal Total		130	377	389	130	259
<u>Traffic</u>						
Capias	CA	3	7	7	5	2
Felony	F	1	7	9	3	6
Infraction	I	196	168	263	206	57
Misdemeanor	M	52	122	123	61	62
Show Cause	SC	1	2	2	2	-
Traffic Total		253	306	404	277	127
<u>Civil</u>						
Abstract	AJ	1	0	1	1	-
Capias	CA	1	0	2	2	-
Garnishment	GA	8	2	9	7	2
Impoundment	IM	2	0	2	2	-
Interrogatory	IN	0	0	1	1	-
Motion for Judgment	MJ	8	7	10	9	1
Overweight	OC	1	0	1	1	-
Other	OT	3	1	4	3	1
Protective Order	PO	4	2	7	5	2
Prelim Prot Order	PP	7	0	7	7	-
Show Cause	SC	0	0	1	1	-
Unlawful Detainer	UD	12	18	20	13	7
Warrant in Debt	WD	37	38	46	37	9
Civil Total		84	68	111	89	22
Lee Totals		467	751	904	496	408

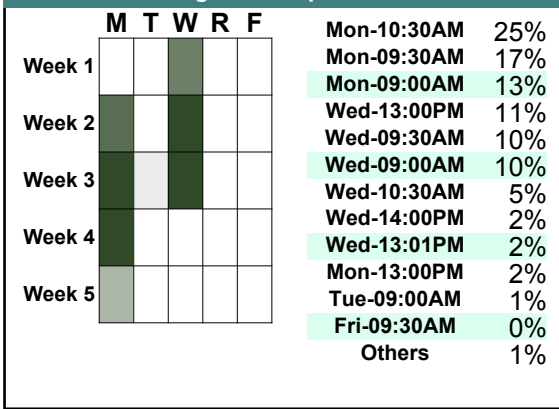


CASELOAD STATISTICS OF THE GENERAL DISTRICT COURTS

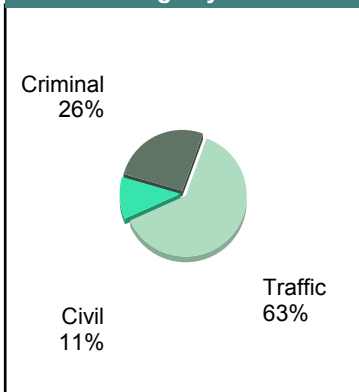
November 2017

		<u>Filings</u>	<u>Hearings</u>	<u>Transactions</u>	<u>Concluded</u>	<u>Cont</u>
<u>Criminal</u>						
Capias	CA	8	27	27	13	14
Civil Violation	CV	7	20	20	6	14
Felony	F	34	93	98	16	82
Misdemeanor	M	59	258	258	87	171
Show Cause	SC	7	14	14	7	7
Criminal Total		115	412	417	129	288
<u>Traffic</u>						
Capias	CA	3	13	13	9	4
Felony	F	4	4	4	0	4
Infraction	I	205	163	253	196	57
Misdemeanor	M	63	132	133	62	71
Show Cause	SC	3	10	10	9	1
Traffic Total		278	322	413	276	137
<u>Civil</u>						
Capias	CA	0	1	1	0	1
Garnishment	GA	9	1	10	9	1
Impoundment	IM	2	0	2	2	-
Interrogatory	IN	0	1	1	0	1
Motion for Judgment	MJ	1	1	1	0	1
Other	OT	3	1	3	2	1
Protective Order	PO	3	2	5	3	2
Prelim Prot Order	PP	3	0	3	3	-
Unlawful Detainer	UD	3	7	8	4	4
Warrant in Debt	WD	25	25	36	29	7
Civil Total		49	39	70	52	18
Lee Totals		442	773	900	457	443

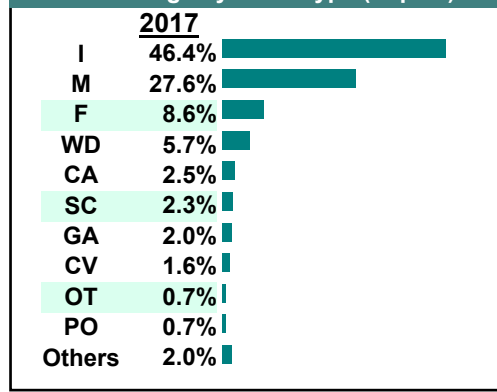
Calendared Filings with Top 12 Scheduled Times



% of Filings by Division

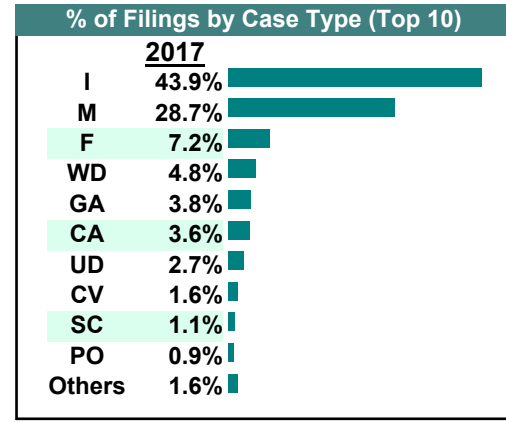
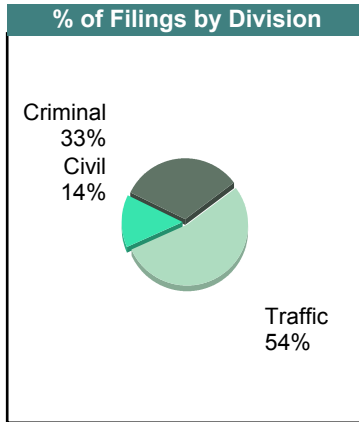
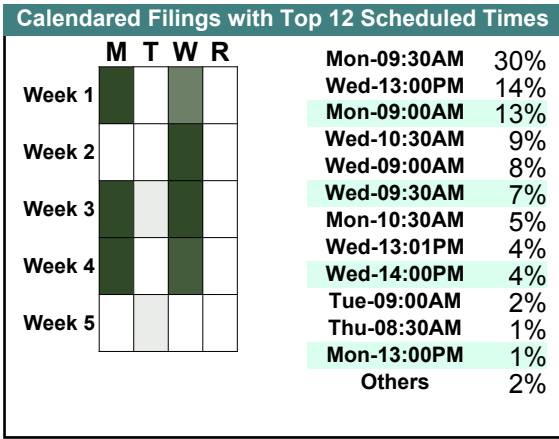


% of Filings by Case Type (Top 10)



October 2017

		<u>Filings</u>	<u>Hearings</u>	<u>Transactions</u>	<u>Concluded</u>	<u>Cont</u>
<u>Criminal</u>						
Capias	CA	11	25	25	7	18
Civil Violation	CV	7	11	11	2	9
Felony	F	32	123	134	22	112
Misdemeanor	M	90	203	208	54	154
Show Cause	SC	4	10	10	4	6
Criminal Total		144	372	388	89	299
<u>Traffic</u>						
Capias	CA	5	14	14	0	14
Felony	F	0	3	4	1	3
Infraction	I	194	163	253	185	68
Misdemeanor	M	37	113	113	30	83
Show Cause	SC	1	11	11	2	9
Traffic Total		237	304	395	218	177
<u>Civil</u>						
Capias	CA	0	1	1	0	1
Detinue	DT	1	1	1	1	-
Garnishment	GA	17	0	17	17	-
Interrogatory	IN	0	1	1	0	1
Motion for Judgment	MJ	2	4	4	3	1
Other	OT	3	0	3	3	-
Protective Order	PO	4	3	7	4	3
Prelim Prot Order	PP	1	0	1	1	-
Show Cause	SC	0	1	1	0	1
Unlawful Detainer	UD	12	19	21	10	11
Warrant in Debt	WD	21	27	31	18	13
Civil Total		61	57	88	57	31
Lee Totals		442	733	871	364	507

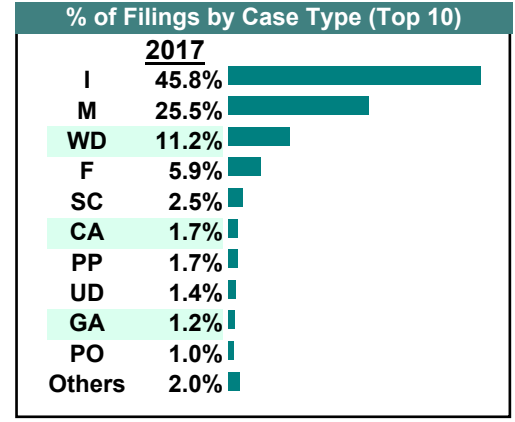
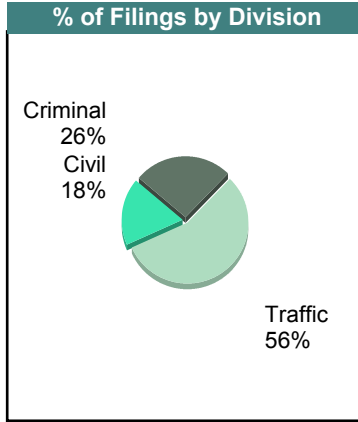
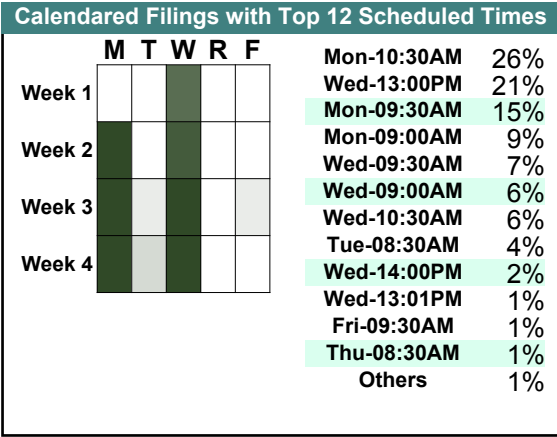


CASELOAD STATISTICS OF THE GENERAL DISTRICT COURTS

September 2017

Lee
District: 30

		<u>Filings</u>	<u>Hearings</u>	<u>Transactions</u>	<u>Concluded</u>	<u>Cont</u>
<u>Criminal</u>						
Capias	CA	9	21	21	7	14
Civil Violation	CV	4	20	20	8	12
Felony	F	32	114	116	23	93
Misdemeanor	M	102	267	273	119	154
Show Cause	SC	7	13	13	8	5
Criminal Total		154	435	443	165	278
<u>Traffic</u>						
Capias	CA	1	4	4	2	2
Felony	F	3	6	7	1	6
Infraction	I	270	244	376	324	52
Misdemeanor	M	48	132	132	62	70
Show Cause	SC	8	12	12	5	7
Traffic Total		330	398	531	394	137
<u>Civil</u>						
Bond Forfeiture	BF	0	1	1	0	1
Detinue	DT	1	0	1	1	-
Garnishment	GA	7	0	8	8	-
Impoundment	IM	1	0	1	1	-
Motion for Judgment	MJ	4	5	8	6	2
Other	OT	2	0	2	2	-
Protective Order	PO	6	4	8	4	4
Prelim Prot Order	PP	10	0	10	10	-
Show Cause	SC	0	1	1	0	1
Unlawful Detainer	UD	8	7	12	6	6
Warrant in Debt	WD	66	78	94	72	22
Civil Total		105	96	146	110	36
Lee Totals		589	929	1,120	669	451

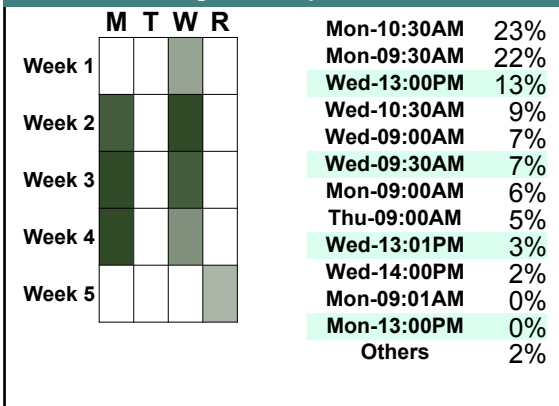


CASELOAD STATISTICS OF THE GENERAL DISTRICT COURTS

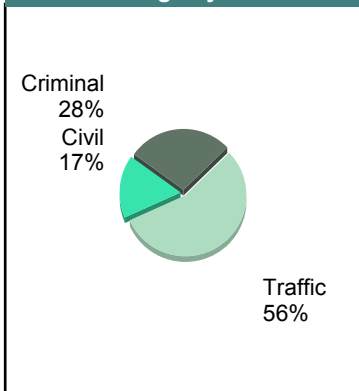
August 2017

		<u>Filings</u>	<u>Hearings</u>	<u>Transactions</u>	<u>Concluded</u>	<u>Cont</u>
<u>Criminal</u>						
Capias	CA	7	17	17	6	11
Civil Violation	CV	4	9	9	0	9
Felony	F	33	88	94	18	76
Misdemeanor	M	86	163	169	49	120
Show Cause	SC	5	9	9	3	6
Criminal Total		135	286	298	76	222
<u>Traffic</u>						
Capias	CA	2	8	8	2	6
Felony	F	0	2	2	0	2
Infraction	I	226	196	289	190	99
Misdemeanor	M	38	103	103	35	68
Show Cause	SC	3	8	8	1	7
Traffic Total		269	317	410	228	182
<u>Civil</u>						
Bond Forfeiture	BF	0	1	1	0	1
Capias	CA	0	1	1	0	1
Detinue	DT	0	0	1	1	-
Garnishment	GA	16	0	16	16	-
Interrogatory	IN	0	1	1	0	1
Motion for Judgment	MJ	6	8	9	5	4
Other	OT	2	0	2	2	-
Protective Order	PO	2	1	4	3	1
Prelim Prot Order	PP	3	0	3	3	-
Petition-Restore Arms	PR	2	0	2	2	-
Unlawful Detainer	UD	13	15	21	13	8
Warrant in Debt	WD	36	39	50	37	13
Civil Total		80	66	111	82	29
Lee Totals		484	669	819	386	433

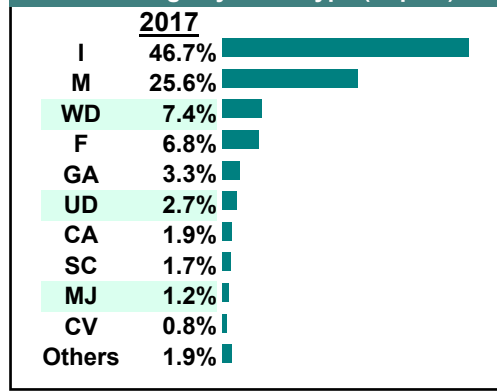
Calendared Filings with Top 12 Scheduled Times



% of Filings by Division



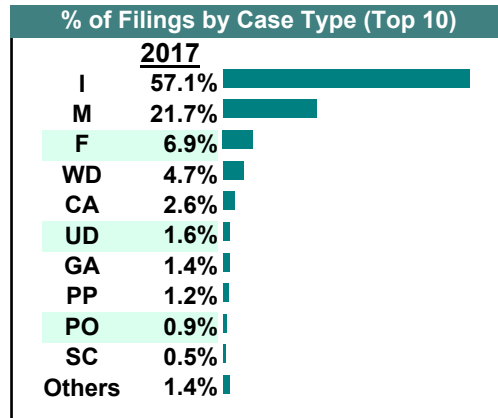
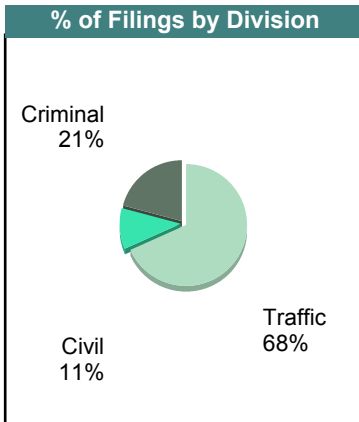
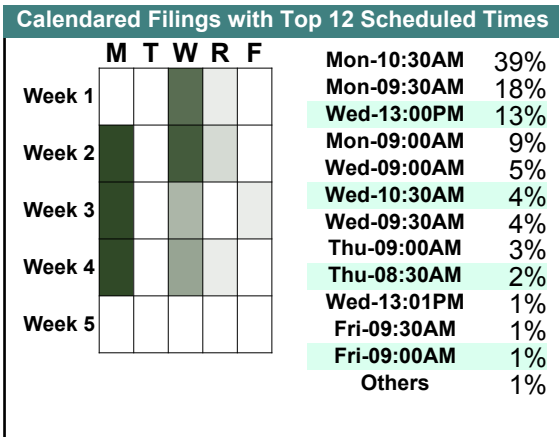
% of Filings by Case Type (Top 10)



CASELOAD STATISTICS OF THE GENERAL DISTRICT COURTS

July 2017

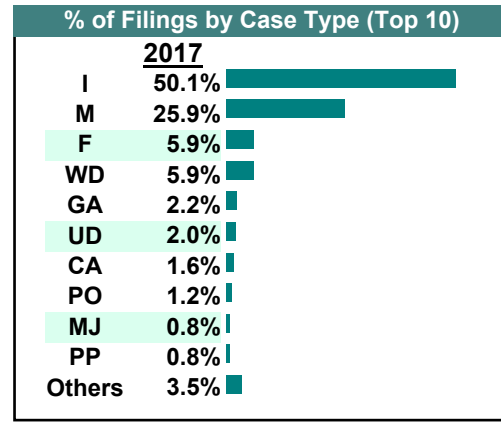
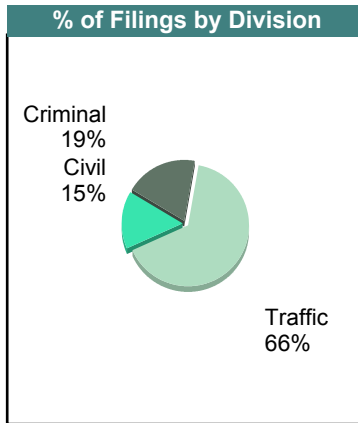
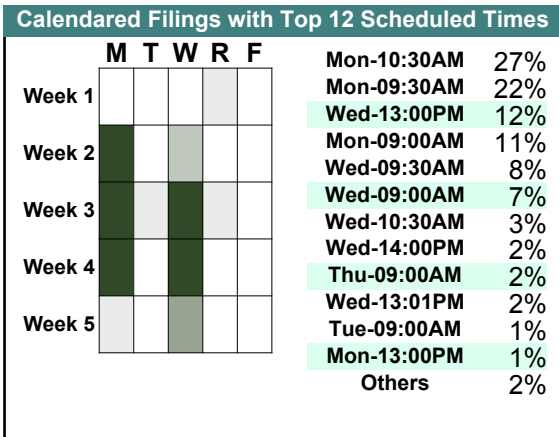
		<u>Filings</u>	<u>Hearings</u>	<u>Transactions</u>	<u>Concluded</u>	<u>Cont</u>
<u>Criminal</u>						
Capias	CA	13	25	25	10	15
Civil Violation	CV	2	16	16	4	12
Felony	F	40	116	155	54	101
Misdemeanor	M	64	201	203	54	149
Show Cause	SC	2	5	5	0	5
Criminal Total		121	363	404	122	282
<u>Traffic</u>						
Capias	CA	2	8	8	2	6
Felony	F	0	3	3	1	2
Infraction	I	329	239	382	307	75
Misdemeanor	M	61	140	140	54	86
Show Cause	SC	1	4	4	0	4
Traffic Total		393	394	537	364	173
<u>Civil</u>						
Bond Forfeiture	BF	1	1	2	1	1
Detinue	DT	0	0	1	1	-
Garnishment	GA	8	1	9	8	1
Impoundment	IM	1	0	1	1	-
Motion for Judgment	MJ	2	2	3	2	1
Other	OT	2	1	2	2	-
Protective Order	PO	5	0	5	5	-
Prelim Prot Order	PP	7	0	7	7	-
Unlawful Detainer	UD	9	14	15	9	6
Warrant in Debt	WD	27	27	38	30	8
Civil Total		62	46	83	66	17
Lee Totals		576	803	1,024	552	472



CASELOAD STATISTICS OF THE GENERAL DISTRICT COURTS

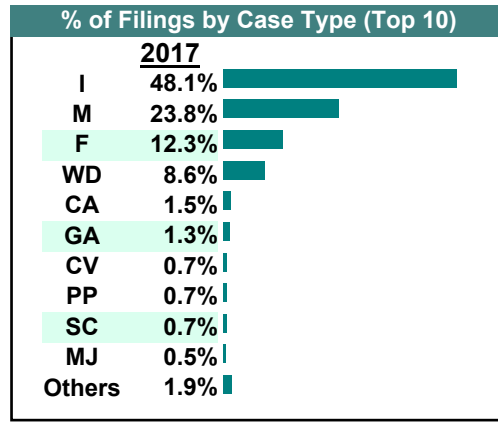
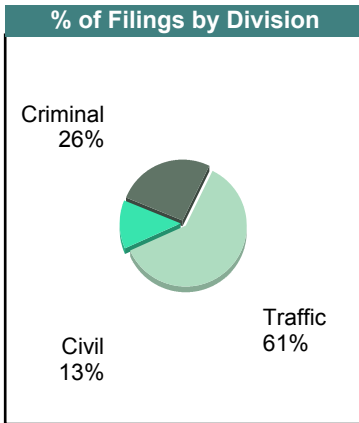
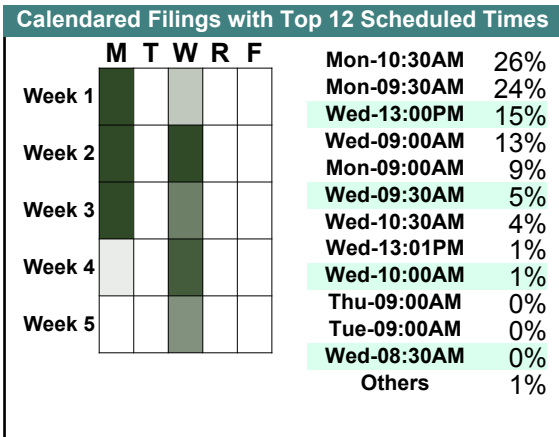
June 2017

		<u>Filings</u>	<u>Hearings</u>	<u>Transactions</u>	<u>Concluded</u>	<u>Cont</u>
<u>Criminal</u>						
Capias	CA	4	11	11	2	9
Civil Violation	CV	3	10	10	3	7
Felony	F	26	151	163	32	131
Misdemeanor	M	59	308	311	148	163
Show Cause	SC	2	5	5	3	2
Criminal Total		94	485	500	188	312
<u>Traffic</u>						
Capias	CA	4	11	11	4	7
Felony	F	3	5	7	2	5
Infraction	I	246	213	317	248	69
Misdemeanor	M	68	165	166	84	82
Show Cause	SC	1	5	5	0	5
Traffic Total		322	399	506	338	168
<u>Civil</u>						
Bond Forfeiture	BF	1	1	1	0	1
Detinue	DT	1	4	5	3	2
Garnishment	GA	11	0	12	12	-
Impoundment	IM	2	0	2	2	-
Interrogatory	IN	2	0	3	3	-
Motion for Judgment	MJ	4	4	8	6	2
Other	OT	2	1	3	3	-
Protective Order	PO	6	2	7	5	2
Prelim Prot Order	PP	4	0	4	4	-
Petition-Restore Arms	PR	2	0	2	2	-
Show Cause	SC	1	1	2	1	1
Unlawful Detainer	UD	10	13	14	8	6
Warrant in Debt	WD	29	38	46	26	20
Civil Total		75	64	109	75	34
Lee Totals		491	948	1,115	601	514



May 2017

		<u>Filings</u>	<u>Hearings</u>	<u>Transactions</u>	<u>Concluded</u>	<u>Cont</u>
<u>Criminal</u>						
Capias	CA	5	20	20	9	11
Civil Violation	CV	4	21	21	7	14
Felony	F	72	158	170	39	131
Misdemeanor	M	72	264	267	78	189
Show Cause	SC	1	10	10	7	3
Criminal Total		154	473	488	140	348
<u>Traffic</u>						
Capias	CA	4	13	13	3	10
Felony	F	1	4	5	1	4
Infraction	I	285	215	331	272	59
Misdemeanor	M	69	145	145	49	96
Restricted O/L	RL	2	2	2	2	-
Show Cause	SC	2	8	8	4	4
Traffic Total		363	387	504	331	173
<u>Civil</u>						
Capias	CA	0	1	1	0	1
Detinue	DT	1	2	2	0	2
Garnishment	GA	8	3	13	10	3
Impoundment	IM	1	0	1	1	-
Interrogatory	IN	0	2	2	0	2
Motion for Judgment	MJ	3	3	5	3	2
Other	OT	1	0	1	1	-
Protective Order	PO	3	2	4	2	2
Prelim Prot Order	PP	4	0	4	4	-
Show Cause	SC	1	1	1	0	1
Unlawful Detainer	UD	3	4	5	1	4
Warrant in Debt	WD	51	50	69	43	26
Civil Total		76	68	108	65	43
Lee Totals		593	928	1,100	536	564



April 2017

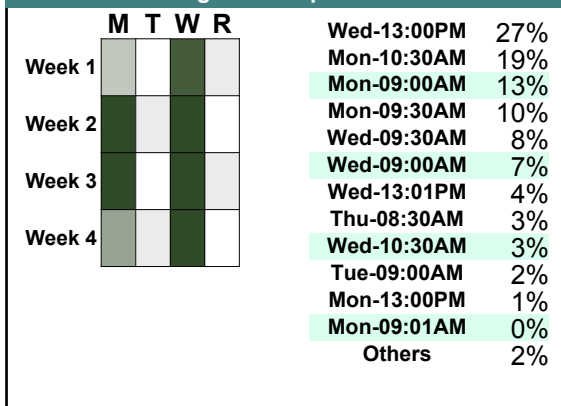
		<u>Filings</u>	<u>Hearings</u>	<u>Transactions</u>	<u>Concluded</u>	<u>Cont</u>
<u>Criminal</u>						
Capias	CA	7	16	16	4	12
Civil Violation	CV	4	10	10	3	7
Felony	F	37	113	114	10	104
Misdemeanor	M	68	223	227	40	187
Show Cause	SC	7	14	14	4	10
Criminal Total		123	376	381	61	320

		<u>Filings</u>	<u>Hearings</u>	<u>Transactions</u>	<u>Concluded</u>	<u>Cont</u>
<u>Traffic</u>						
Capias	CA	1	12	12	1	11
Felony	F	2	6	7	1	6
Infraction	I	152	119	216	171	45
Misdemeanor	M	45	120	123	47	76
Restricted O/L	RL	1	1	1	1	-
Show Cause	SC	1	4	4	2	2
Traffic Total		202	262	363	223	140

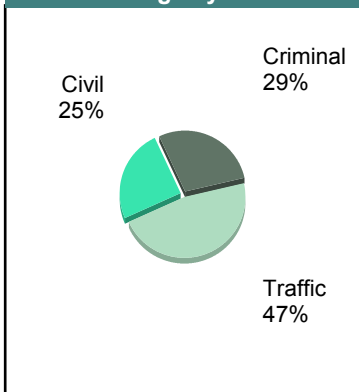
		<u>Filings</u>	<u>Hearings</u>	<u>Transactions</u>	<u>Concluded</u>	<u>Cont</u>
<u>Civil</u>						
Detinue	DT	1	2	3	2	1
Garnishment	GA	18	4	19	15	4
Impoundment	IM	1	0	1	1	-
Interrogatory	IN	0	1	1	0	1
Motion for Judgment	MJ	15	12	15	11	4
Other	OT	4	1	5	4	1
Protective Order	PO	5	0	5	5	-
Prelim Prot Order	PP	6	0	6	6	-
Unlawful Detainer	UD	7	8	10	8	2
Warrant in Debt	WD	49	38	52	41	11
Civil Total		106	66	117	93	24

Lee Totals		431	704	861	377	484
-------------------	--	------------	------------	------------	------------	------------

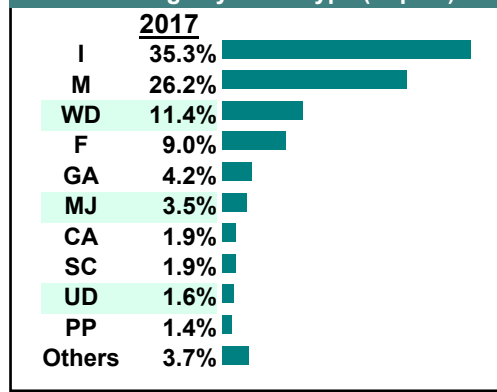
Calendared Filings with Top 12 Scheduled Times



% of Filings by Division



% of Filings by Case Type (Top 10)

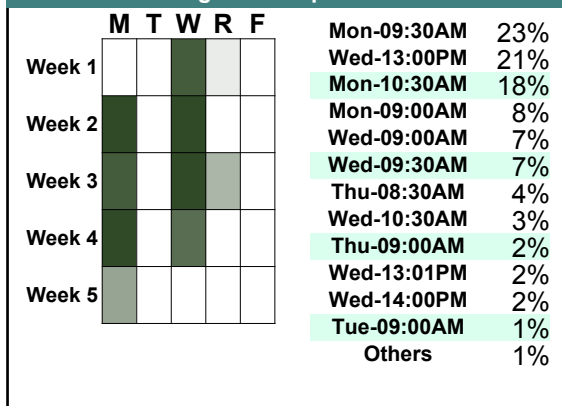


CASELOAD STATISTICS OF THE GENERAL DISTRICT COURTS

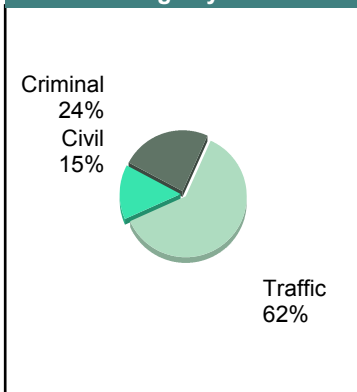
March 2017

		<u>Filings</u>	<u>Hearings</u>	<u>Transactions</u>	<u>Concluded</u>	<u>Cont</u>
<u>Criminal</u>						
Capias	CA	6	13	13	4	9
Civil Violation	CV	3	6	6	2	4
Felony	F	31	88	92	12	80
Misdemeanor	M	79	256	258	71	187
Show Cause	SC	4	4	4	2	2
Criminal Total		123	367	373	91	282
<u>Traffic</u>						
Capias	CA	5	9	9	2	7
Civil Violation	CV	1	2	2	2	-
Felony	F	1	5	5	1	4
Infraction	I	241	181	289	225	64
Misdemeanor	M	66	119	119	49	70
Restricted O/L	RL	2	2	2	2	-
Show Cause	SC	2	4	4	0	4
Traffic Total		318	322	430	281	149
<u>Civil</u>						
Detinue	DT	3	3	3	0	3
Garnishment	GA	12	2	14	12	2
Interrogatory	IN	1	0	1	1	-
Motion for Judgment	MJ	3	3	3	2	1
Other	OT	5	0	5	5	-
Protective Order	PO	3	0	4	4	-
Prelim Prot Order	PP	6	0	6	6	-
Unlawful Detainer	UD	1	5	6	2	4
Warrant in Debt	WD	41	47	58	42	16
Civil Total		75	60	100	74	26
Lee Totals		516	749	903	446	457

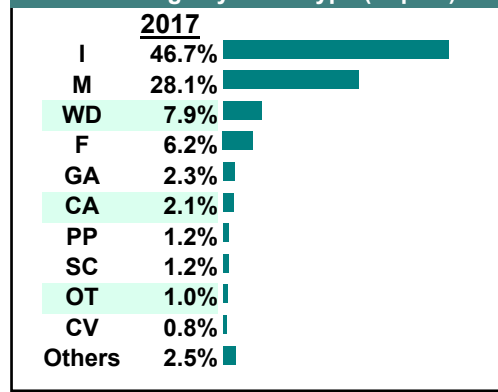
Calendared Filings with Top 12 Scheduled Times



% of Filings by Division

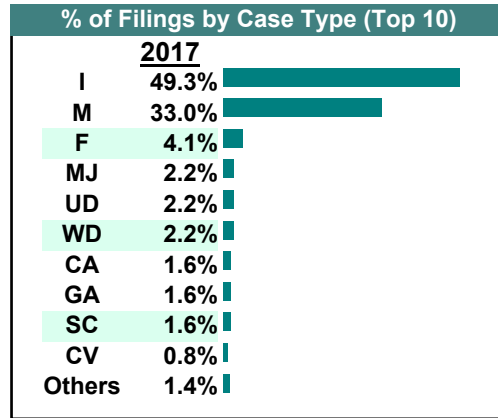
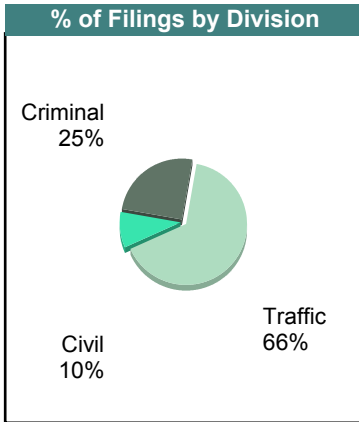
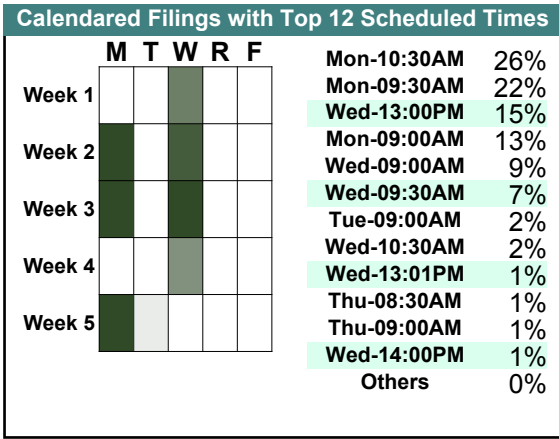


% of Filings by Case Type (Top 10)



February 2017

		Filings	Hearings	Transactions	Concluded	Cont
<u>Criminal</u>						
Capias	CA	4	12	12	3	9
Civil Violation	CV	2	7	7	1	6
Felony	F	14	55	62	11	51
Misdemeanor	M	68	158	160	41	119
Show Cause	SC	3	7	7	5	2
Criminal Total		91	239	248	61	187
<u>Traffic</u>						
Capias	CA	2	10	10	4	6
Civil Violation	CV	1	1	1	1	-
Felony	F	1	1	1	0	1
Infraction	I	181	140	215	161	54
Misdemeanor	M	53	101	101	43	58
Show Cause	SC	3	6	6	1	5
Traffic Total		241	259	334	210	124
<u>Civil</u>						
Detinue	DT	1	1	2	1	1
Garnishment	GA	6	0	7	7	-
Interrogatory	IN	0	1	1	0	1
Motion for Judgment	MJ	8	8	11	8	3
Other	OT	0	1	1	0	1
Protective Order	PO	2	0	2	2	-
Prelim Prot Order	PP	2	0	2	2	-
Tenants Assertion	TA	0	0	2	2	-
Unlawful Detainer	UD	8	8	13	10	3
Warrant in Debt	WD	8	11	14	11	3
Civil Total		35	30	55	43	12
Lee Totals		367	528	637	314	323



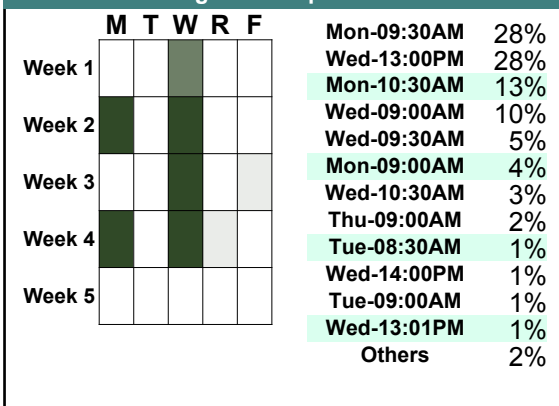
CASELOAD STATISTICS OF THE GENERAL DISTRICT COURTS

January 2017

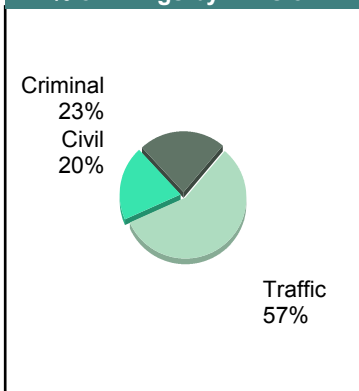
Lee
District: 30

		<u>Filings</u>	<u>Hearings</u>	<u>Transactions</u>	<u>Concluded</u>	<u>Cont</u>
<u>Criminal</u>						
Capias	CA	4	14	14	5	9
Civil Violation	CV	4	16	16	6	10
Felony	F	29	68	79	25	54
Misdemeanor	M	58	252	255	67	188
Show Cause	SC	2	6	6	4	2
Criminal Total		97	356	370	107	263
<u>Traffic</u>						
Capias	CA	2	12	12	3	9
Civil Violation	CV	0	1	1	0	1
Felony	F	1	6	6	1	5
Infraction	I	192	162	251	209	42
Misdemeanor	M	44	114	115	52	63
Show Cause	SC	3	5	5	2	3
Traffic Total		242	300	390	267	123
<u>Civil</u>						
Garnishment	GA	4	2	6	4	2
Interrogatory	IN	1	1	2	1	1
Other	OT	3	0	3	3	-
Prelim Prot Order	PP	1	0	1	1	-
Show Cause	SC	1	0	1	1	-
Unlawful Detainer	UD	4	7	8	4	4
Warrant in Debt	WD	70	77	90	65	25
Civil Total		84	87	111	79	32
Lee Totals		423	743	871	453	418

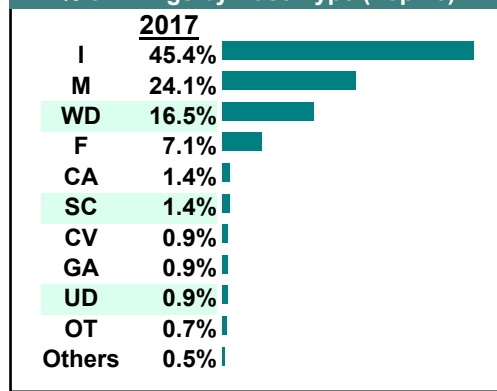
Calendared Filings with Top 12 Scheduled Times



% of Filings by Division



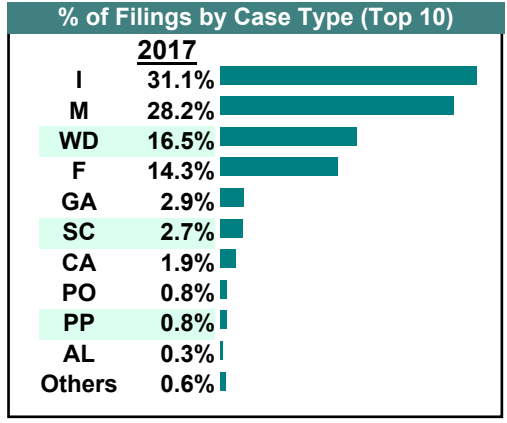
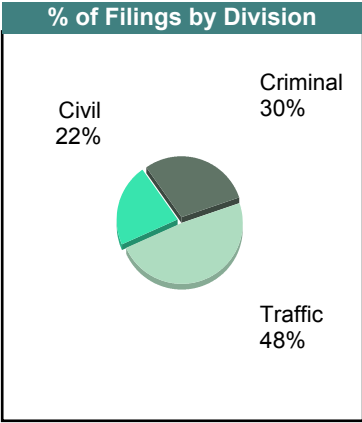
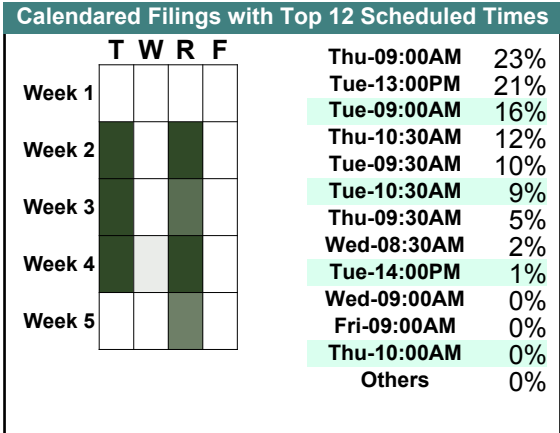
% of Filings by Case Type (Top 10)



CASELOAD STATISTICS OF THE GENERAL DISTRICT COURTS

December 2017

		<u>Filings</u>	<u>Hearings</u>	<u>Transactions</u>	<u>Concluded</u>	<u>Cont</u>
<u>Criminal</u>						
Capias	CA	7	17	17	7	10
Civil Violation	CV	0	2	2	0	2
Felony	F	85	166	189	46	143
Misdemeanor	M	84	186	190	38	152
Show Cause	SC	11	14	14	3	11
Criminal Total		187	385	412	94	318
<u>Traffic</u>						
Capias	CA	5	18	18	6	12
Felony	F	5	11	11	0	11
Infraction	I	196	181	269	182	87
Misdemeanor	M	94	227	231	71	160
Show Cause	SC	6	7	7	3	4
Traffic Total		306	444	536	262	274
<u>Civil</u>						
Admin License	AL	2	0	2	2	-
Garnishment	GA	18	5	21	16	5
Interrogatory	IN	1	0	1	1	-
Other	OT	1	1	1	1	-
Protective Order	PO	5	2	5	3	2
Prelim Prot Order	PP	5	5	9	4	5
Unlawful Detainer	UD	2	6	6	5	1
Warrant in Debt	WD	104	109	153	112	41
Civil Total		138	128	198	144	54
Scott Totals		631	957	1,146	500	646

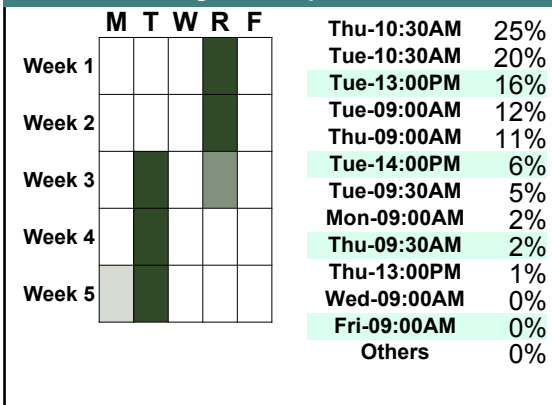


CASELOAD STATISTICS OF THE GENERAL DISTRICT COURTS

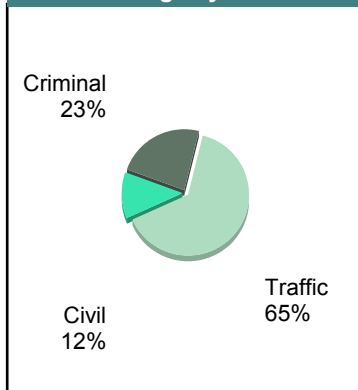
November 2017

		<u>Filings</u>	<u>Hearings</u>	<u>Transactions</u>	<u>Concluded</u>	<u>Cont</u>
<u>Criminal</u>						
Capias	CA	9	13	13	9	4
Civil Violation	CV	5	9	9	5	4
Felony	F	28	61	73	24	49
Misdemeanor	M	69	169	176	61	115
Show Cause	SC	1	2	2	0	2
Criminal Total		112	254	273	99	174
<u>Traffic</u>						
Capias	CA	6	14	14	11	3
Civil Violation	CV	0	1	1	1	-
Felony	F	1	6	7	1	6
Infraction	I	208	159	271	210	61
Misdemeanor	M	89	183	184	64	120
Restricted O/L	RL	1	1	1	1	-
Show Cause	SC	4	4	4	3	1
Traffic Total		309	368	482	291	191
<u>Civil</u>						
Bond Forfeiture	BF	1	0	1	1	-
Garnishment	GA	12	1	14	13	1
Other	OT	1	1	1	1	-
Protective Order	PO	1	0	1	1	-
Prelim Prot Order	PP	4	5	9	4	5
Unlawful Detainer	UD	11	14	15	11	4
Warrant in Debt	WD	28	34	46	18	28
Civil Total		58	55	87	49	38
Scott Totals		479	677	842	439	403

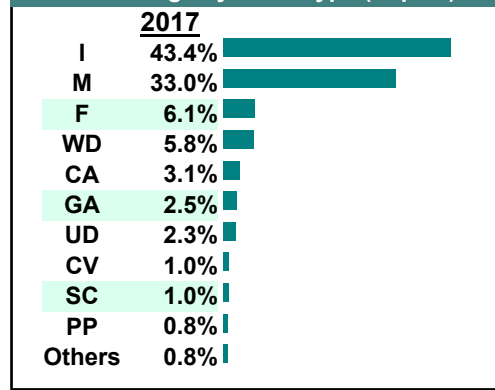
Calendared Filings with Top 12 Scheduled Times



% of Filings by Division



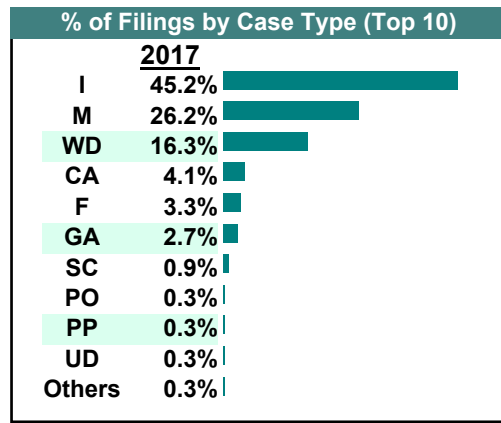
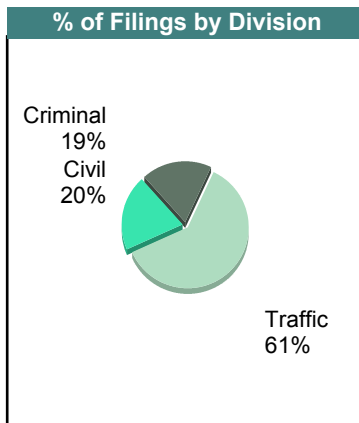
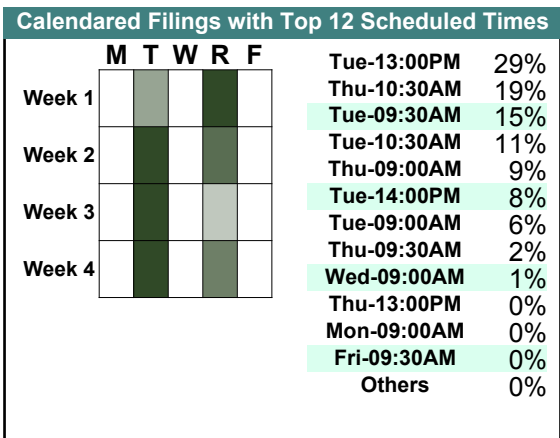
% of Filings by Case Type (Top 10)



CASELOAD STATISTICS OF THE GENERAL DISTRICT COURTS

October 2017

		<u>Filings</u>	<u>Hearings</u>	<u>Transactions</u>	<u>Concluded</u>	<u>Cont</u>
<u>Criminal</u>						
Capias	CA	13	24	24	14	10
Civil Violation	CV	1	5	5	3	2
Felony	F	19	107	141	53	88
Misdemeanor	M	81	216	227	97	130
Motion	MO	1	1	1	1	-
Show Cause	SC	3	7	7	4	3
Criminal Total		118	360	405	172	233
<u>Traffic</u>						
Capias	CA	13	25	25	10	15
Civil Violation	CV	0	1	2	1	1
Felony	F	2	7	7	0	7
Infraction	I	286	207	380	305	75
Misdemeanor	M	85	197	198	91	107
Show Cause	SC	3	3	3	3	-
Traffic Total		389	440	615	410	205
<u>Civil</u>						
Detinue	DT	0	1	1	1	-
Garnishment	GA	17	2	19	17	2
Protective Order	PO	2	1	3	2	1
Prelim Prot Order	PP	2	3	6	3	3
Unlawful Detainer	UD	2	3	3	1	2
Warrant in Debt	WD	103	115	133	80	53
Civil Total		126	125	165	104	61
Scott Totals		633	925	1,185	686	499

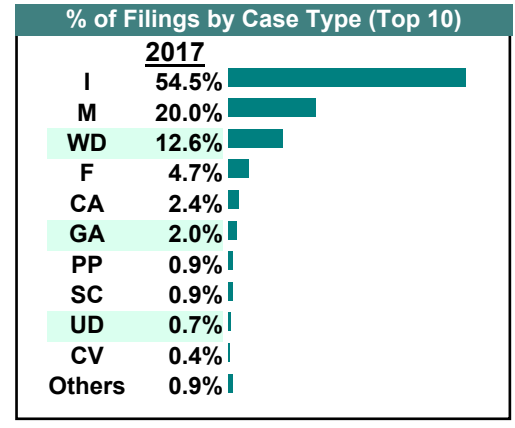
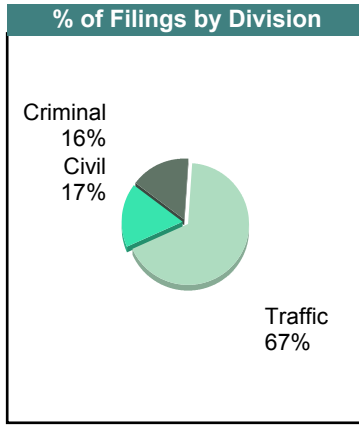
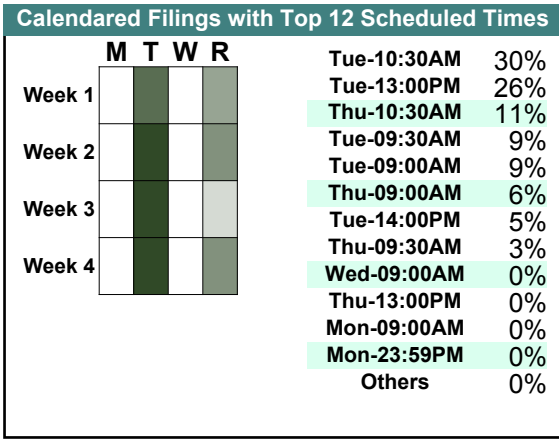


CASELOAD STATISTICS OF THE GENERAL DISTRICT COURTS

September 2017

Scott District: 30

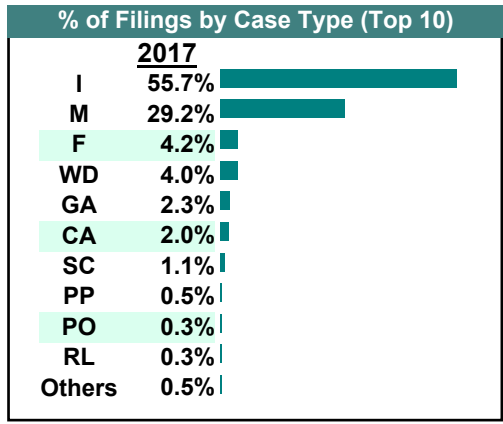
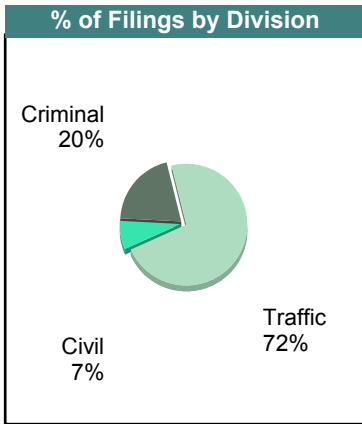
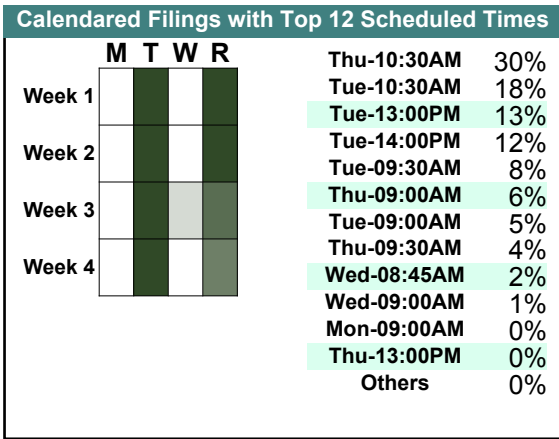
		<u>Filings</u>	<u>Hearings</u>	<u>Transactions</u>	<u>Concluded</u>	<u>Cont</u>
<u>Criminal</u>						
Capias	CA	7	10	10	4	6
Civil Violation	CV	2	4	5	3	2
Felony	F	32	128	135	23	112
Misdemeanor	M	72	204	215	74	141
Motion	MO	2	2	2	2	-
Show Cause	SC	5	7	7	5	2
Criminal Total		120	355	374	111	263
<u>Traffic</u>						
Capias	CA	11	18	18	10	8
Civil Violation	CV	1	3	3	1	2
Felony	F	3	7	7	1	6
Infraction	I	408	250	490	423	67
Misdemeanor	M	78	185	187	87	100
Show Cause	SC	2	6	6	5	1
Traffic Total		503	469	711	527	184
<u>Civil</u>						
Admin License	AL	2	0	2	2	-
Detinue	DT	0	1	1	0	1
Garnishment	GA	15	1	17	16	1
Interrogatory	IN	1	0	1	1	-
Other	OT	1	0	1	1	-
Protective Order	PO	1	0	1	1	-
Prelim Prot Order	PP	7	6	11	5	6
Unlawful Detainer	UD	5	8	9	6	3
Warrant in Debt	WD	94	83	104	87	17
Civil Total		126	99	147	119	28
Scott Totals		749	923	1,232	757	475



CASELOAD STATISTICS OF THE GENERAL DISTRICT COURTS

August 2017

		<u>Filings</u>	<u>Hearings</u>	<u>Transactions</u>	<u>Concluded</u>	<u>Cont</u>
<u>Criminal</u>						
Capias	CA	10	17	17	14	3
Civil Violation	CV	1	7	7	3	4
Felony	F	27	183	197	94	103
Misdemeanor	M	90	248	262	115	147
Show Cause	SC	4	9	9	8	1
Criminal Total		132	464	492	234	258
<u>Traffic</u>						
Capias	CA	3	13	13	7	6
Civil Violation	CV	0	1	1	0	1
Felony	F	0	1	1	0	1
Infraction	I	362	241	452	366	86
Misdemeanor	M	100	191	192	99	93
Restricted O/L	RL	2	2	2	2	-
Show Cause	SC	3	10	10	8	2
Traffic Total		470	459	671	482	189
<u>Civil</u>						
Detinue	DT	0	1	1	0	1
Garnishment	GA	15	3	16	13	3
Interrogatory	IN	1	0	1	1	-
Other	OT	1	0	1	1	-
Protective Order	PO	2	0	2	2	-
Prelim Prot Order	PP	3	2	6	4	2
Unlawful Detainer	UD	0	6	6	0	6
Warrant in Debt	WD	26	29	36	24	12
Civil Total		48	41	69	45	24
Scott Totals		650	964	1,232	761	471

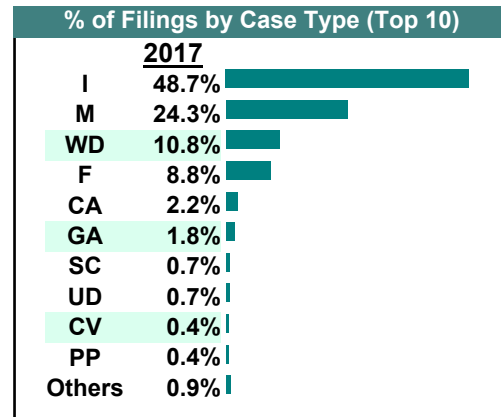
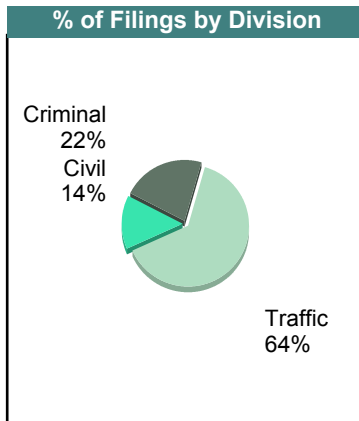
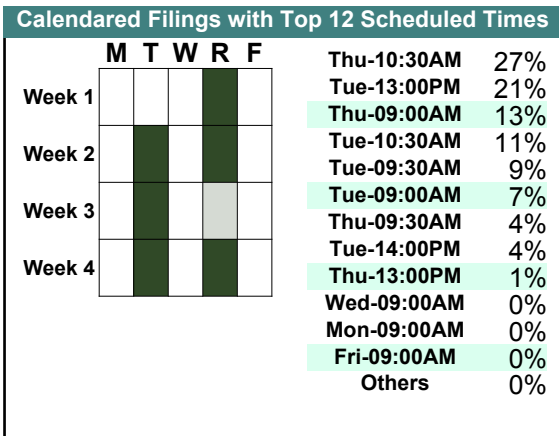


CASELOAD STATISTICS OF THE GENERAL DISTRICT COURTS

July 2017

Scott
District: 30

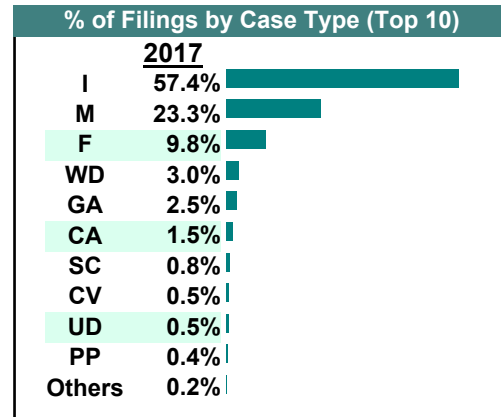
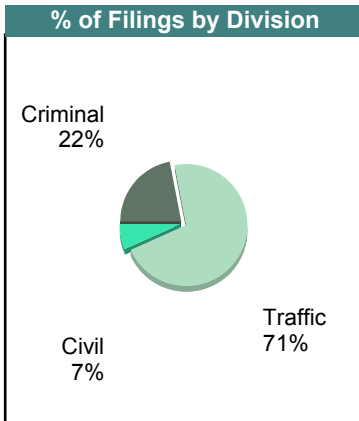
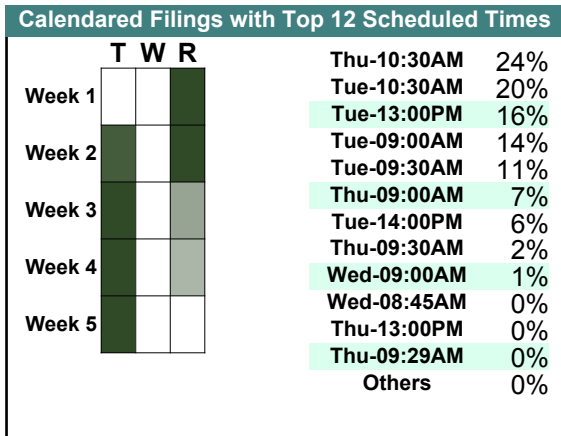
		<u>Filings</u>	<u>Hearings</u>	<u>Transactions</u>	<u>Concluded</u>	<u>Cont</u>
<u>Criminal</u>						
Capias	CA	6	14	14	6	8
Civil Violation	CV	3	6	6	0	6
Felony	F	57	200	208	25	183
Misdemeanor	M	79	225	227	63	164
Show Cause	SC	1	10	10	5	5
Criminal Total		146	455	465	99	366
<u>Traffic</u>						
Capias	CA	9	18	18	8	10
Civil Violation	CV	0	2	2	0	2
Felony	F	2	4	4	0	4
Infraction	I	325	258	429	338	91
Misdemeanor	M	83	187	187	99	88
Motion	MO	1	1	1	1	-
Restricted O/L	RL	2	2	2	2	-
Show Cause	SC	4	12	12	4	8
Traffic Total		426	484	655	452	203
<u>Civil</u>						
Detinue	DT	1	2	3	2	1
Garnishment	GA	12	2	13	11	2
Protective Order	PO	2	0	2	2	-
Prelim Prot Order	PP	3	2	6	4	2
Unlawful Detainer	UD	5	6	6	4	2
Warrant in Debt	WD	72	74	94	65	29
Civil Total		95	86	124	88	36
Scott Totals		667	1,025	1,244	639	605



CASELOAD STATISTICS OF THE GENERAL DISTRICT COURTS

June 2017

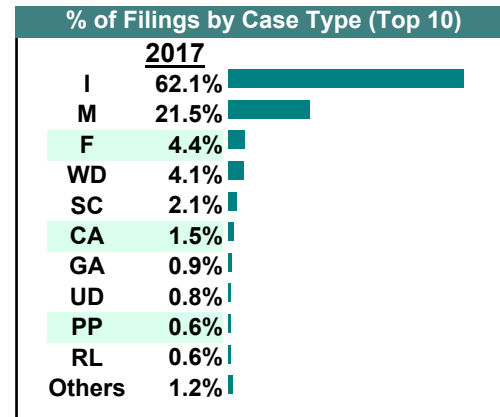
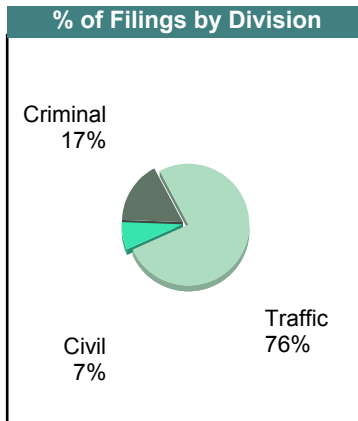
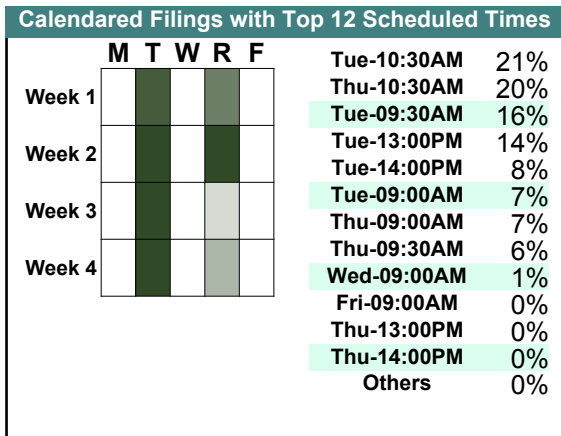
		<u>Filings</u>	<u>Hearings</u>	<u>Transactions</u>	<u>Concluded</u>	<u>Cont</u>
<u>Criminal</u>						
Capias	CA	9	21	21	12	9
Civil Violation	CV	1	3	3	0	3
Felony	F	90	188	195	33	162
Misdemeanor	M	102	200	207	82	125
Show Cause	SC	2	8	8	3	5
Criminal Total		204	420	434	130	304
<u>Traffic</u>						
Capias	CA	5	10	10	3	7
Civil Violation	CV	4	5	5	2	3
Felony	F	1	2	2	1	1
Infraction	I	533	346	628	503	125
Misdemeanor	M	114	225	227	100	127
Show Cause	SC	5	9	9	7	2
Traffic Total		662	597	881	616	265
<u>Civil</u>						
Bond Forfeiture	BF	1	0	1	1	-
Garnishment	GA	23	8	31	23	8
Protective Order	PO	1	0	1	1	-
Prelim Prot Order	PP	4	2	7	5	2
Unlawful Detainer	UD	5	5	7	5	2
Warrant in Debt	WD	28	29	40	30	10
Civil Total		62	44	87	65	22
Scott Totals		928	1,061	1,402	811	591



CASELOAD STATISTICS OF THE GENERAL DISTRICT COURTS

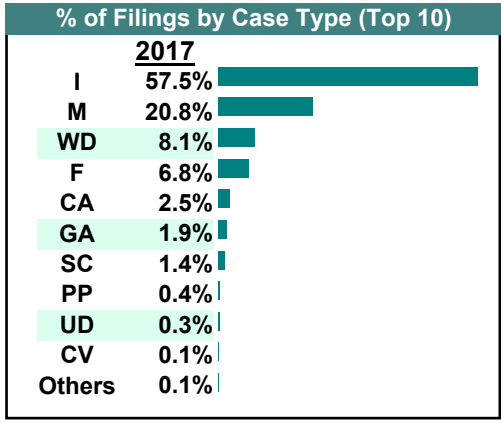
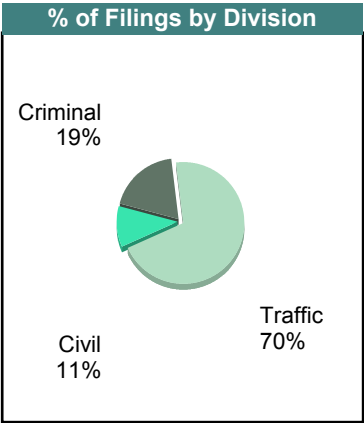
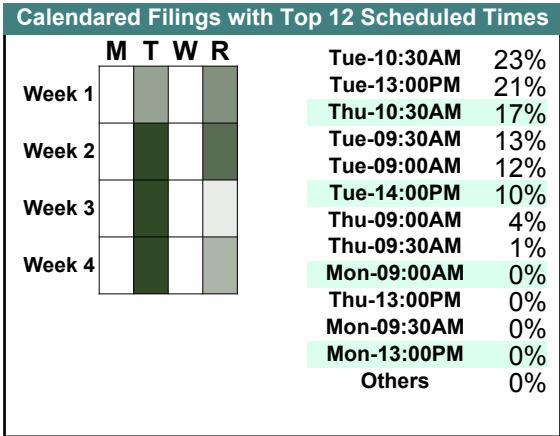
May 2017

		<u>Filings</u>	<u>Hearings</u>	<u>Transactions</u>	<u>Concluded</u>	<u>Cont</u>
<u>Criminal</u>						
Capias	CA	7	18	18	7	11
Civil Violation	CV	2	4	4	1	3
Felony	F	29	106	136	36	100
Misdemeanor	M	61	186	191	59	132
Show Cause	SC	9	15	15	6	9
Criminal Total		108	329	364	109	255
<u>Traffic</u>						
Capias	CA	3	11	11	8	3
Civil Violation	CV	0	2	2	1	1
Felony	F	0	3	4	2	2
Infraction	I	405	240	472	388	84
Misdemeanor	M	79	173	177	80	97
Restricted O/L	RL	4	4	4	4	-
Show Cause	SC	5	15	15	8	7
Traffic Total		496	448	685	491	194
<u>Civil</u>						
Bond Forfeiture	BF	1	0	1	1	-
Detinue	DT	3	3	3	1	2
Garnishment	GA	6	2	8	6	2
Other	OT	2	0	2	2	-
Prelim Prot Order	PP	4	3	7	4	3
Unlawful Detainer	UD	5	6	6	3	3
Warrant in Debt	WD	27	26	35	25	10
Civil Total		48	40	62	42	20
Scott Totals		652	817	1,111	642	469



April 2017

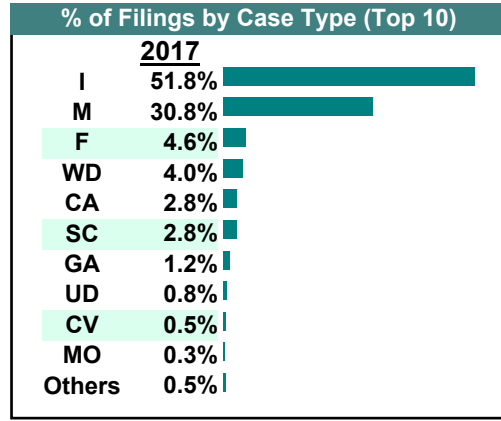
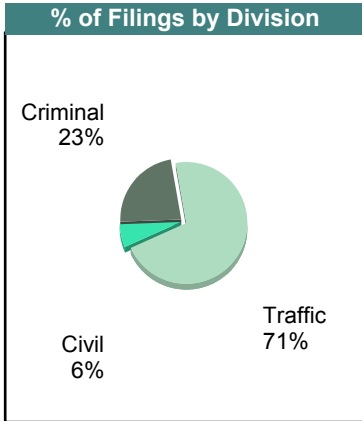
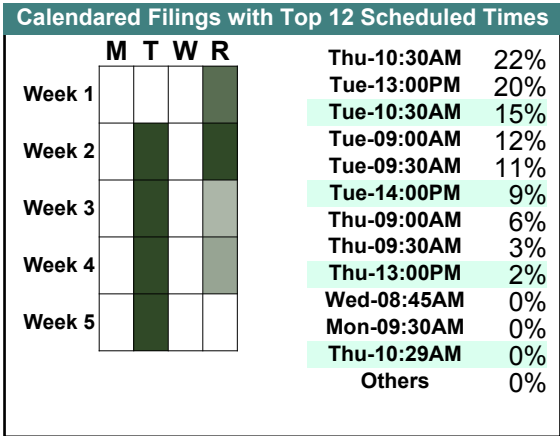
		Filings	Hearings	Transactions	Concluded	Cont
<u>Criminal</u>						
Capias	CA	5	21	21	10	11
Civil Violation	CV	1	5	5	2	3
Felony	F	46	192	206	34	172
Misdemeanor	M	70	209	217	77	140
Show Cause	SC	8	15	15	9	6
Criminal Total		130	442	464	132	332
<u>Traffic</u>						
Capias	CA	12	19	19	8	11
Felony	F	1	3	3	1	2
Infraction	I	397	243	485	414	71
Misdemeanor	M	74	175	182	85	97
Show Cause	SC	2	9	9	3	6
Traffic Total		486	449	698	511	187
<u>Civil</u>						
Garnishment	GA	13	2	15	13	2
Interrogatory	IN	0	0	1	1	-
Other	OT	1	0	1	1	-
Protective Order	PO	0	0	2	2	-
Prelim Prot Order	PP	3	1	4	3	1
Unlawful Detainer	UD	2	2	2	2	-
Warrant in Debt	WD	56	82	114	91	23
Civil Total		75	87	139	113	26
Scott Totals		691	978	1,301	756	545



CASELOAD STATISTICS OF THE GENERAL DISTRICT COURTS

March 2017

		<u>Filings</u>	<u>Hearings</u>	<u>Transactions</u>	<u>Concluded</u>	<u>Cont</u>
<u>Criminal</u>						
Capias	CA	14	30	30	17	13
Civil Violation	CV	2	9	9	2	7
Felony	F	29	125	145	41	104
Misdemeanor	M	93	258	262	76	186
Motion	MO	2	2	2	2	-
Show Cause	SC	7	13	13	7	6
Criminal Total		147	437	461	145	316
<u>Traffic</u>						
Capias	CA	4	11	11	5	6
Civil Violation	CV	1	3	3	1	2
Felony	F	1	2	5	3	2
Infraction	I	336	238	402	336	66
Misdemeanor	M	107	210	217	106	111
Restricted O/L	RL	2	2	2	2	-
Show Cause	SC	11	18	18	8	10
Traffic Total		462	484	658	461	197
<u>Civil</u>						
Garnishment	GA	8	1	9	8	1
Prelim Prot Order	PP	1	1	3	2	1
Unlawful Detainer	UD	5	5	6	5	1
Warrant in Debt	WD	26	26	35	28	7
Civil Total		40	33	53	43	10
Scott Totals		649	954	1,172	649	523

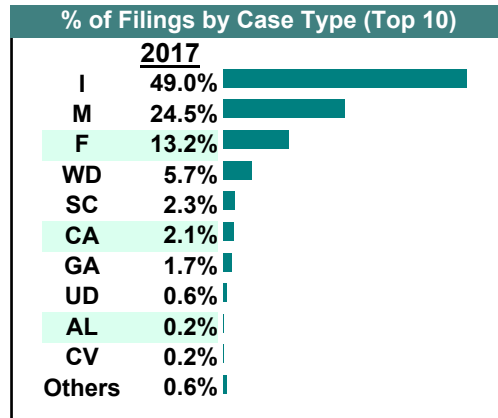
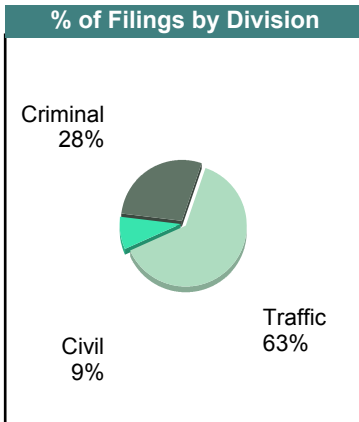
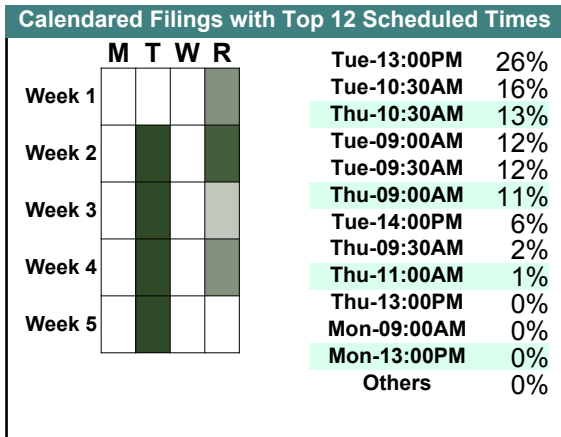


CASELOAD STATISTICS OF THE GENERAL DISTRICT COURTS

February 2017

Scott
District: 30

		<u>Filings</u>	<u>Hearings</u>	<u>Transactions</u>	<u>Concluded</u>	<u>Cont</u>
<u>Criminal</u>						
Capias	CA	8	33	33	15	18
Civil Violation	CV	1	3	3	0	3
Felony	F	87	176	203	47	156
Misdemeanor	M	82	207	212	68	144
Motion	MO	1	1	1	1	-
Show Cause	SC	9	11	11	7	4
Criminal Total		188	431	463	138	325
<u>Traffic</u>						
Capias	CA	6	19	19	7	12
Felony	F	1	3	4	2	2
Infraction	I	326	266	426	349	77
Misdemeanor	M	81	177	185	94	91
Show Cause	SC	6	10	10	3	7
Traffic Total		420	475	644	455	189
<u>Civil</u>						
Admin License	AL	1	0	1	1	-
Garnishment	GA	11	2	15	13	2
Impoundment	IM	1	0	1	1	-
Interrogatory	IN	1	1	1	0	1
Other	OT	1	0	1	1	-
Protective Order	PO	0	0	1	1	-
Prelim Prot Order	PP	0	1	3	2	1
Unlawful Detainer	UD	4	4	5	4	1
Warrant in Debt	WD	38	53	67	43	24
Civil Total		57	61	95	66	29
Scott Totals		665	967	1,202	659	543

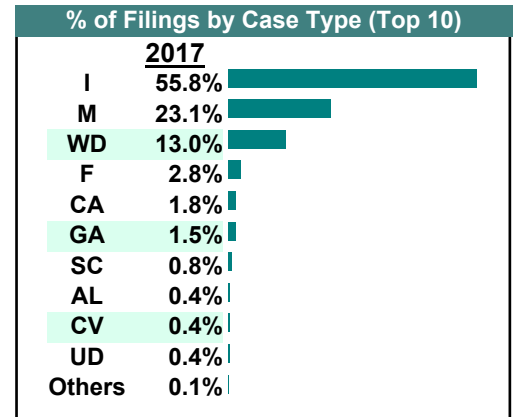
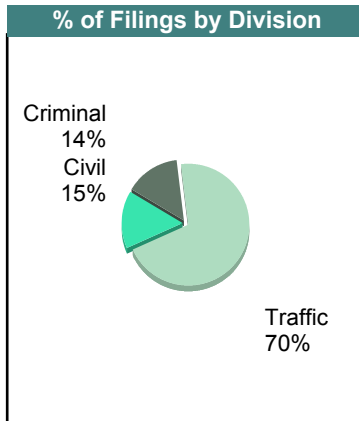
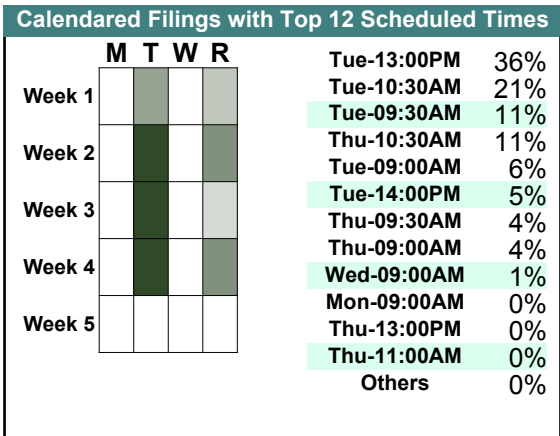


CASELOAD STATISTICS OF THE GENERAL DISTRICT COURTS

January 2017

Scott
District: 30

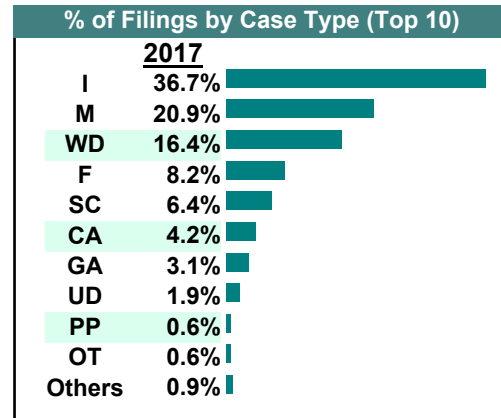
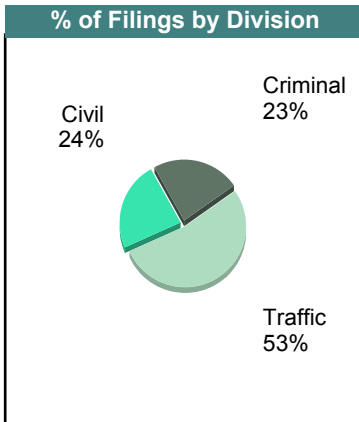
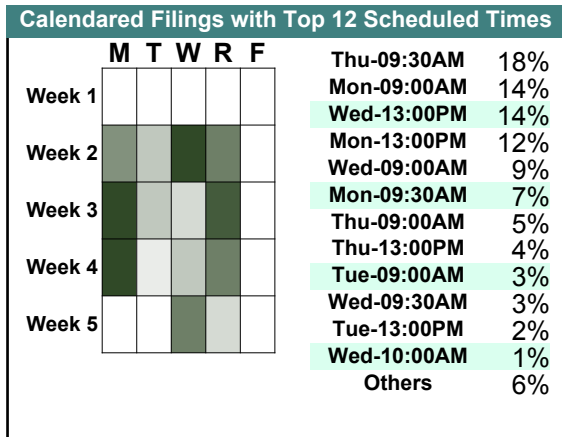
		<u>Filings</u>	<u>Hearings</u>	<u>Transactions</u>	<u>Concluded</u>	<u>Cont</u>
<u>Criminal</u>						
Capias	CA	9	22	22	4	18
Civil Violation	CV	1	3	3	1	2
Felony	F	23	92	111	39	72
Misdemeanor	M	87	197	207	53	154
Show Cause	SC	3	6	6	4	2
Criminal Total		123	320	349	101	248
<u>Traffic</u>						
Capias	CA	6	16	16	7	9
Civil Violation	CV	2	4	4	3	1
Felony	F	1	3	4	1	3
Infraction	I	474	292	540	442	98
Misdemeanor	M	109	208	212	101	111
Show Cause	SC	4	12	12	8	4
Traffic Total		596	535	788	562	226
<u>Civil</u>						
Admin License	AL	3	0	3	3	-
Garnishment	GA	13	2	16	14	2
Impoundment	IM	1	0	1	1	-
Interrogatory	IN	0	0	1	1	-
Protective Order	PO	0	1	2	1	1
Unlawful Detainer	UD	3	9	9	8	1
Warrant in Debt	WD	110	113	129	81	48
Civil Total		130	125	161	109	52
Scott Totals		849	980	1,298	772	526



CASELOAD STATISTICS OF THE GENERAL DISTRICT COURTS

December 2017

		<u>Filings</u>	<u>Hearings</u>	<u>Transactions</u>	<u>Concluded</u>	<u>Cont</u>
<u>Criminal</u>						
Capias	CA	23	79	79	28	51
Civil Violation	CV	0	1	1	0	1
Felony	F	87	152	155	24	127
Misdemeanor	M	123	323	328	120	208
Show Cause	SC	20	64	64	16	46
Criminal Total		253	619	627	188	433
<u>Traffic</u>						
Capias	CA	22	57	57	20	37
Civil Violation	CV	1	6	6	2	4
Felony	F	2	18	19	4	14
Infraction	I	396	438	594	448	146
Misdemeanor	M	103	427	427	134	291
Show Cause	SC	49	107	107	42	65
Traffic Total		573	1,053	1,210	650	557
<u>Civil</u>						
Detinue	DT	2	1	2	1	1
Garnishment	GA	34	25	128	103	20
Impoundment	IM	4	0	4	4	-
Motion for Judgment	MJ	1	3	3	0	2
Other	OT	6	6	10	7	1
Protective Order	PO	2	1	3	2	1
Prelim Prot Order	PP	7	1	7	6	1
Unlawful Detainer	UD	21	24	32	19	12
Warrant in Debt	WD	177	202	242	165	75
Civil Total		254	263	431	307	113
Wise Totals		1,080	1,935	2,268	1,145	1,103

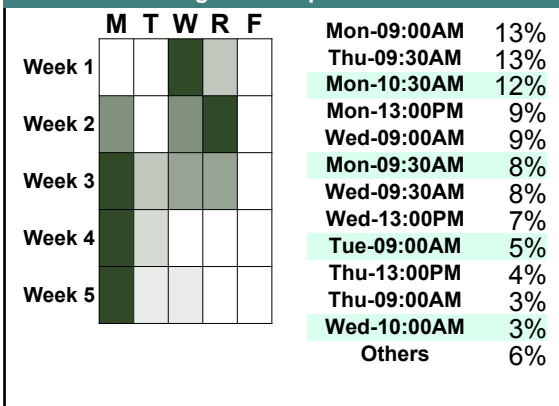


CASELOAD STATISTICS OF THE GENERAL DISTRICT COURTS

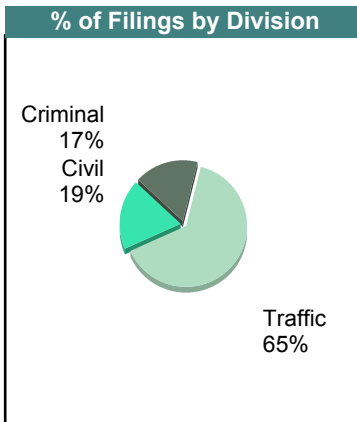
November 2017

		<u>Filings</u>	<u>Hearings</u>	<u>Transactions</u>	<u>Concluded</u>	<u>Cont</u>
<u>Criminal</u>						
Capias	CA	17	50	50	16	34
Civil Violation	CV	1	5	5	3	2
Felony	F	37	80	89	27	62
Misdemeanor	M	134	300	306	109	195
Show Cause	SC	17	51	51	22	27
Criminal Total		206	486	501	177	320
<u>Traffic</u>						
Capias	CA	15	35	35	14	21
Civil Violation	CV	5	8	8	3	5
Felony	F	12	16	16	2	14
Infraction	I	584	567	747	581	166
Misdemeanor	M	144	384	384	87	297
Show Cause	SC	33	60	60	26	33
Traffic Total		793	1,070	1,250	713	536
<u>Civil</u>						
Admin License	AL	2	2	2	0	-
Garnishment	GA	53	29	76	47	27
Impoundment	IM	4	1	4	3	-
Motion for Judgment	MJ	1	4	4	0	4
Other	OT	6	7	7	1	3
Protective Order	PO	4	0	4	4	-
Prelim Prot Order	PP	4	3	10	7	2
Show Cause	SC	0	0	1	1	-
Unlawful Detainer	UD	15	19	20	13	7
Warrant in Debt	WD	140	203	237	140	96
Civil Total		229	268	365	216	139
Wise Totals		1,228	1,824	2,116	1,106	995

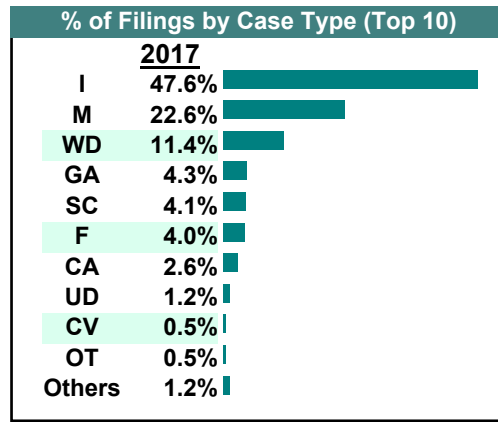
Calendared Filings with Top 12 Scheduled Times



% of Filings by Division



% of Filings by Case Type (Top 10)

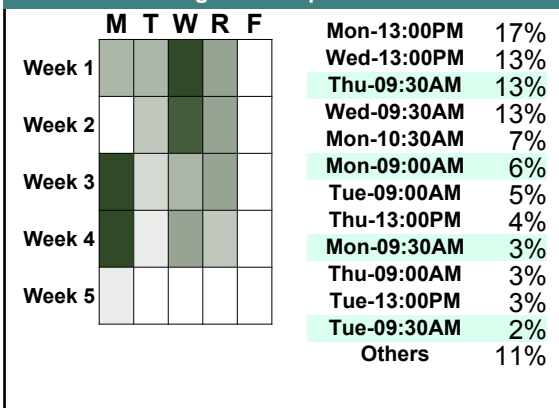


CASELOAD STATISTICS OF THE GENERAL DISTRICT COURTS

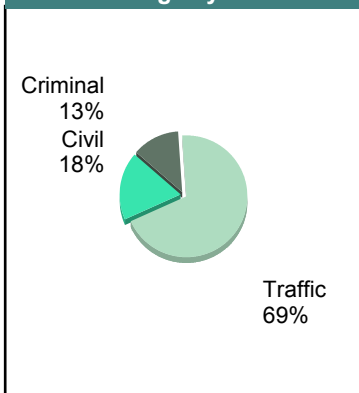
October 2017

		<u>Filings</u>	<u>Hearings</u>	<u>Transactions</u>	<u>Concluded</u>	<u>Cont</u>
<u>Criminal</u>						
Capias	CA	18	46	46	20	26
Civil Violation	CV	2	8	8	4	4
Felony	F	36	120	124	56	68
Misdemeanor	M	123	361	370	167	200
Show Cause	SC	19	56	56	22	34
Criminal Total		198	591	604	269	332
<u>Traffic</u>						
Capias	CA	19	43	43	17	26
Civil Violation	CV	5	13	13	5	5
Felony	F	3	18	18	4	14
Infraction	I	910	785	1,122	906	212
Misdemeanor	M	123	413	413	131	280
Show Cause	SC	33	71	71	30	40
Traffic Total		1,093	1,343	1,680	1,093	577
<u>Civil</u>						
Admin License	AL	6	3	8	5	2
Detinue	DT	1	0	1	1	-
Garnishment	GA	51	37	90	53	36
Impoundment	IM	2	1	3	2	-
Motion for Judgment	MJ	1	1	1	0	1
Other	OT	9	10	14	10	1
Protective Order	PO	1	0	3	3	-
Prelim Prot Order	PP	11	5	13	8	5
Show Cause	SC	0	1	1	0	1
Unlawful Detainer	UD	26	23	36	25	11
Warrant in Debt	WD	176	230	283	182	101
Civil Total		284	311	453	289	158
Wise Totals		1,575	2,245	2,737	1,651	1,067

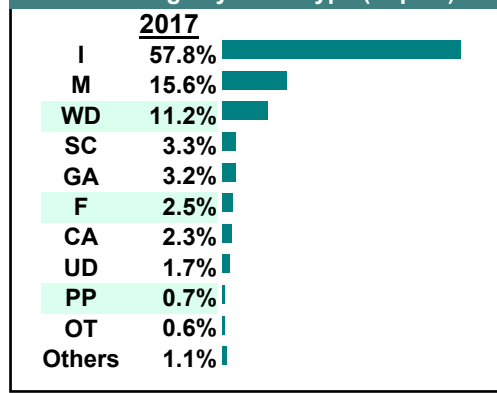
Calendared Filings with Top 12 Scheduled Times



% of Filings by Division



% of Filings by Case Type (Top 10)



CASELOAD STATISTICS OF THE GENERAL DISTRICT COURTS

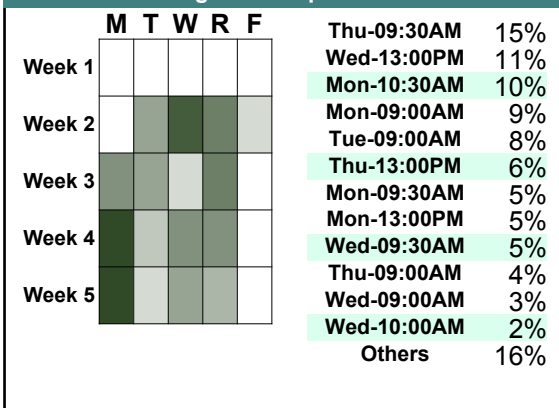
September 2017

Wise

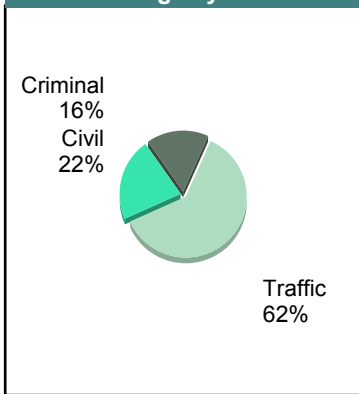
District: 30

		<u>Filings</u>	<u>Hearings</u>	<u>Transactions</u>	<u>Concluded</u>	<u>Cont</u>
<u>Criminal</u>						
Capias	CA	29	64	64	28	36
Civil Violation	CV	3	5	5	1	4
Felony	F	28	111	116	26	87
Misdemeanor	M	137	380	389	139	241
Show Cause	SC	35	68	68	22	45
Criminal Total		232	628	642	216	413
<u>Traffic</u>						
Capias	CA	17	62	62	29	33
Civil Violation	CV	5	9	9	2	7
Felony	F	6	21	22	4	16
Infraction	I	670	664	905	684	215
Misdemeanor	M	148	482	482	156	324
Show Cause	SC	37	88	88	39	48
Traffic Total		883	1,326	1,568	914	643
<u>Civil</u>						
Admin License	AL	5	1	5	4	-
Detinue	DT	0	0	1	1	-
Garnishment	GA	64	44	99	55	42
Impoundment	IM	4	2	4	2	1
Interrogatory	IN	1	1	3	2	1
Motion for Judgment	MJ	1	3	4	1	3
Other	OT	7	6	10	6	3
Protective Order	PO	5	2	5	3	2
Prelim Prot Order	PP	11	4	13	9	2
Show Cause	SC	0	1	1	0	1
Unlawful Detainer	UD	31	33	43	32	11
Warrant in Debt	WD	186	218	260	146	114
Civil Total		315	315	448	261	180
Wise Totals		1,430	2,269	2,658	1,391	1,236

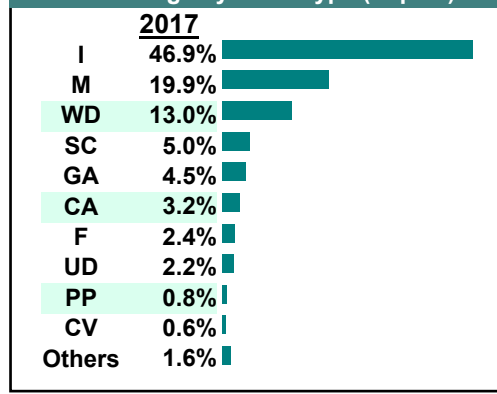
Calendared Filings with Top 12 Scheduled Times



% of Filings by Division



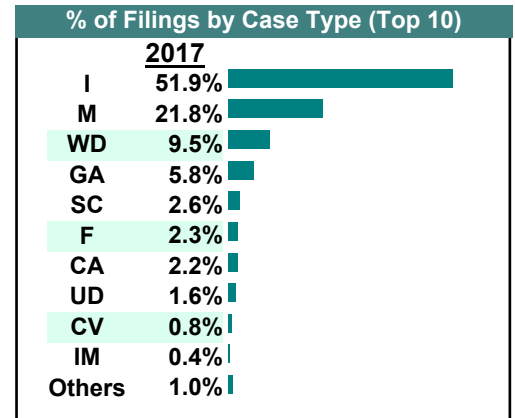
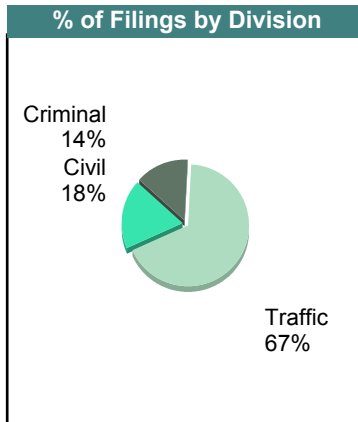
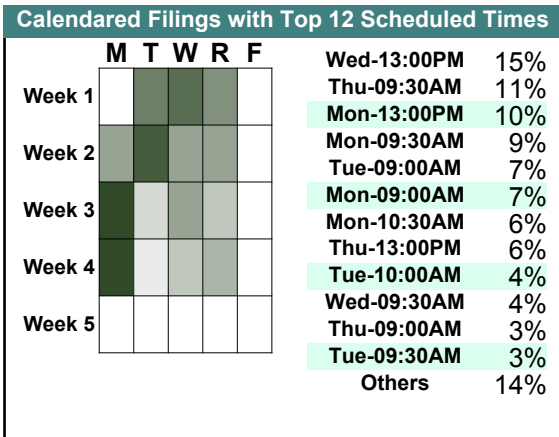
% of Filings by Case Type (Top 10)



CASELOAD STATISTICS OF THE GENERAL DISTRICT COURTS

August 2017

		<u>Filings</u>	<u>Hearings</u>	<u>Transactions</u>	<u>Concluded</u>	<u>Cont</u>
<u>Criminal</u>						
Capias	CA	13	60	60	31	29
Civil Violation	CV	6	11	11	4	7
Felony	F	29	137	138	65	70
Misdemeanor	M	174	405	428	166	258
Other	O	0	1	1	1	-
Show Cause	SC	11	40	40	18	21
Criminal Total		233	654	678	285	385
<u>Traffic</u>						
Capias	CA	23	61	61	22	39
Civil Violation	CV	7	10	10	4	6
Felony	F	9	22	23	1	20
Infraction	I	856	770	1,050	815	234
Misdemeanor	M	186	500	500	164	334
Show Cause	SC	32	76	76	33	41
Traffic Total		1,113	1,439	1,720	1,039	674
<u>Civil</u>						
Admin License	AL	6	0	6	6	-
Garnishment	GA	96	35	105	70	30
Impoundment	IM	7	0	7	7	-
Other	OT	7	6	8	2	4
Protective Order	PO	1	0	1	1	-
Prelim Prot Order	PP	3	1	6	5	1
Unlawful Detainer	UD	26	32	41	30	11
Warrant in Debt	WD	157	198	251	161	84
Civil Total		303	272	425	282	130
Wise Totals		1,649	2,365	2,823	1,606	1,189

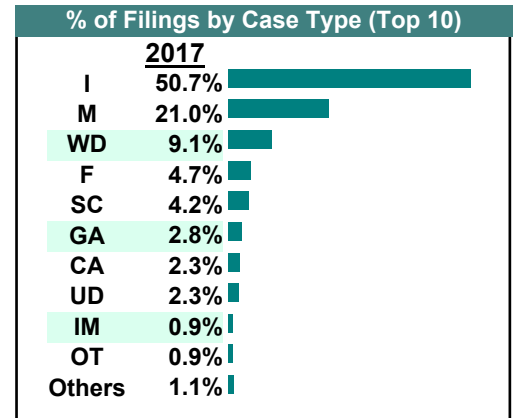
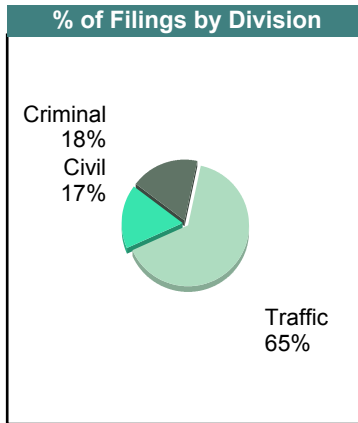
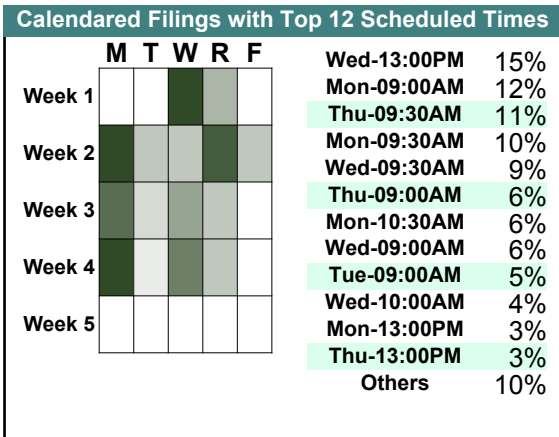


CASELOAD STATISTICS OF THE GENERAL DISTRICT COURTS

July 2017

Wise
District: 30

		<u>Filings</u>	<u>Hearings</u>	<u>Transactions</u>	<u>Concluded</u>	<u>Cont</u>
<u>Criminal</u>						
Capias	CA	14	62	62	21	41
Civil Violation	CV	1	1	1	0	1
Felony	F	56	161	162	58	98
Misdemeanor	M	139	388	393	164	224
Show Cause	SC	22	51	51	16	31
Criminal Total		232	663	669	259	395
<u>Traffic</u>						
Capias	CA	16	49	49	15	34
Civil Violation	CV	2	5	5	3	2
Felony	F	4	19	19	9	10
Infraction	I	648	580	829	654	174
Misdemeanor	M	129	378	378	117	258
Show Cause	SC	32	77	77	29	46
Traffic Total		831	1,108	1,357	827	524
<u>Civil</u>						
Admin License	AL	2	0	2	2	-
Detinue	DT	1	2	2	0	2
Garnishment	GA	36	13	39	26	11
Impoundment	IM	12	2	12	10	-
Interrogatory	IN	0	1	2	1	1
Motion for Judgment	MJ	0	3	3	0	3
Other	OT	11	2	12	10	1
Protective Order	PO	3	0	3	3	-
Prelim Prot Order	PP	5	4	6	2	4
Show Cause	SC	0	1	2	1	1
Unlawful Detainer	UD	29	38	47	32	15
Warrant in Debt	WD	116	159	183	117	66
Civil Total		215	225	313	204	104
Wise Totals		1,278	1,996	2,339	1,290	1,023

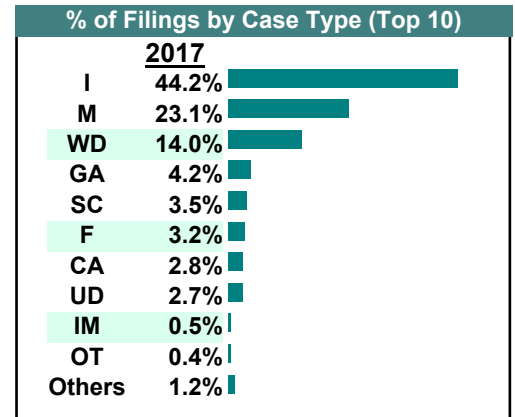
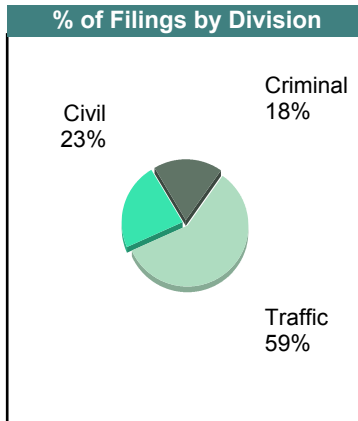
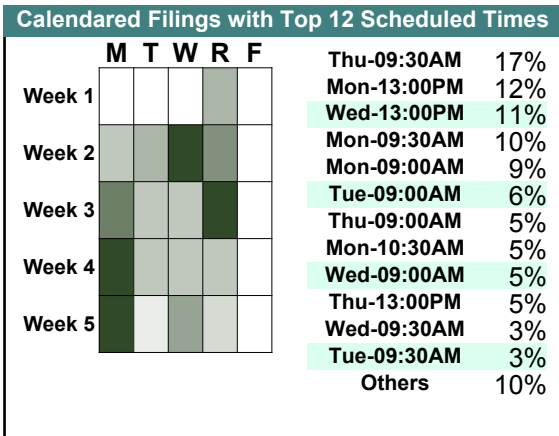


CASELOAD STATISTICS OF THE GENERAL DISTRICT COURTS

June 2017

Wise
District: 30

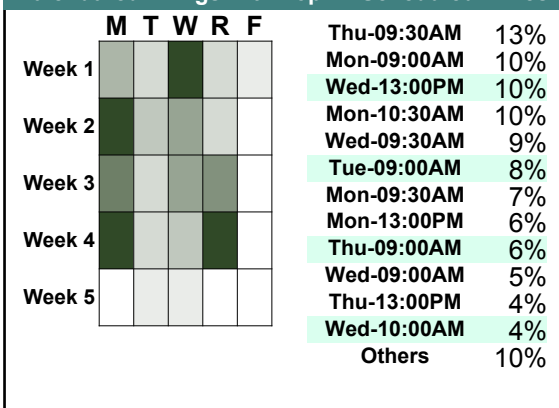
		<u>Filings</u>	<u>Hearings</u>	<u>Transactions</u>	<u>Concluded</u>	<u>Cont</u>
<u>Criminal</u>						
Capias	CA	20	56	56	20	35
Civil Violation	CV	0	3	3	3	-
Felony	F	41	132	136	33	103
Misdemeanor	M	182	405	416	155	259
Other	O	0	1	1	0	1
Show Cause	SC	14	33	33	13	16
Criminal Total		257	630	645	224	414
<u>Traffic</u>						
Capias	CA	19	62	62	25	37
Civil Violation	CV	3	10	10	4	6
Felony	F	4	19	19	8	11
Infraction	I	615	604	804	614	190
Misdemeanor	M	140	397	397	122	274
Show Cause	SC	34	75	75	32	42
Traffic Total		815	1,167	1,367	805	560
<u>Civil</u>						
Admin License	AL	3	0	3	3	-
Detinue	DT	1	1	1	1	-
Garnishment	GA	59	19	75	56	16
Impoundment	IM	7	0	7	7	-
Interrogatory	IN	0	2	2	0	2
Motion for Judgment	MJ	0	2	2	1	-
Other	OT	6	3	8	6	2
Protective Order	PO	3	0	3	3	-
Prelim Prot Order	PP	6	0	8	8	-
Show Cause	SC	1	3	3	0	2
Unlawful Detainer	UD	38	42	47	27	20
Warrant in Debt	WD	195	239	279	177	101
Civil Total		319	311	438	289	143
Wise Totals		1,391	2,108	2,450	1,318	1,117



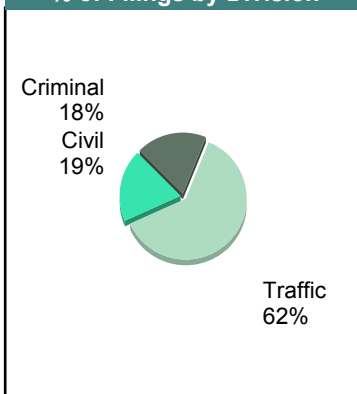
May 2017

		<u>Filings</u>	<u>Hearings</u>	<u>Transactions</u>	<u>Concluded</u>	<u>Cont</u>
<u>Criminal</u>						
Capias	CA	17	51	51	19	31
Civil Violation	CV	3	5	5	3	2
Felony	F	37	136	141	34	107
Misdemeanor	M	127	340	347	121	226
Other	O	1	1	1	0	1
Show Cause	SC	17	51	51	31	18
Criminal Total		202	584	596	208	385
<u>Traffic</u>						
Capias	CA	14	47	47	19	28
Civil Violation	CV	8	8	8	3	5
Felony	F	8	15	17	4	13
Infraction	I	497	508	651	484	167
Misdemeanor	M	132	361	361	101	260
Show Cause	SC	26	70	70	26	43
Traffic Total		685	1,009	1,154	637	516
<u>Civil</u>						
Detinue	DT	2	3	3	3	-
Garnishment	GA	51	17	67	50	16
Impoundment	IM	1	0	1	1	-
Interrogatory	IN	1	2	3	1	2
Motion for Judgment	MJ	1	2	2	0	2
Other	OT	12	5	14	9	1
Protective Order	PO	0	0	1	1	-
Prelim Prot Order	PP	4	2	8	6	2
Show Cause	SC	0	2	2	0	2
Unlawful Detainer	UD	22	30	38	28	10
Warrant in Debt	WD	118	140	164	101	63
Civil Total		212	203	303	200	98
Wise Totals		1,099	1,796	2,053	1,045	999

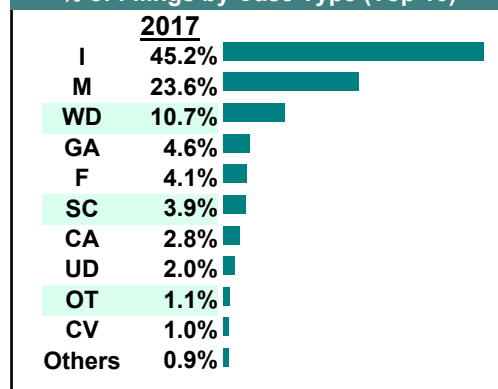
Calendared Filings with Top 12 Scheduled Times



% of Filings by Division



% of Filings by Case Type (Top 10)



CASELOAD STATISTICS OF THE GENERAL DISTRICT COURTS

April 2017

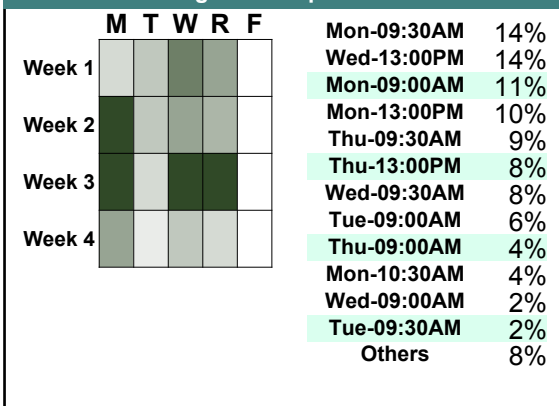
		<u>Filings</u>	<u>Hearings</u>	<u>Transactions</u>	<u>Concluded</u>	<u>Cont</u>
<u>Criminal</u>						
Capias	CA	15	48	48	11	37
Civil Violation	CV	1	6	6	3	3
Felony	F	42	146	146	51	95
Misdemeanor	M	145	356	363	145	218
Show Cause	SC	29	65	65	30	33
Criminal Total		232	621	628	240	386

		<u>Filings</u>	<u>Hearings</u>	<u>Transactions</u>	<u>Concluded</u>	<u>Cont</u>
<u>Traffic</u>						
Capias	CA	19	65	65	23	42
Civil Violation	CV	0	3	3	2	1
Felony	F	3	17	19	5	14
Infraction	I	752	717	1,011	799	211
Misdemeanor	M	118	381	381	120	261
Show Cause	SC	38	91	91	42	47
Traffic Total		930	1,274	1,570	991	576

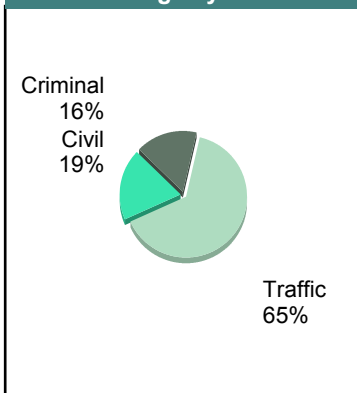
		<u>Filings</u>	<u>Hearings</u>	<u>Transactions</u>	<u>Concluded</u>	<u>Cont</u>
<u>Civil</u>						
Admin License	AL	3	1	3	2	-
Detinue	DT	1	1	3	2	1
Garnishment	GA	117	44	147	103	44
Impoundment	IM	5	1	5	4	-
Motion for Judgment	MJ	0	4	4	0	4
Other	OT	4	4	11	9	1
Protective Order	PO	2	0	2	2	-
Prelim Prot Order	PP	6	6	11	5	6
Show Cause	SC	0	0	1	1	-
Unlawful Detainer	UD	23	29	34	18	16
Warrant in Debt	WD	111	153	185	105	80
Civil Total		272	243	406	251	152

Wise Totals		1,434	2,138	2,604	1,482	1,114
--------------------	--	--------------	--------------	--------------	--------------	--------------

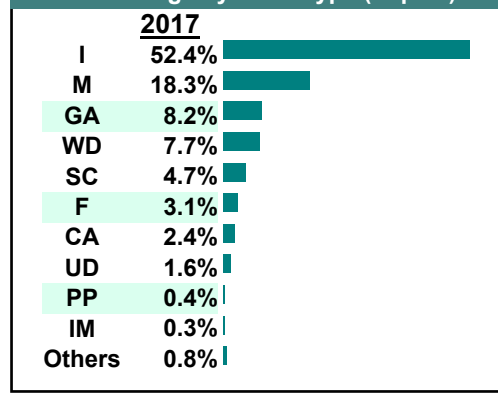
Calendared Filings with Top 12 Scheduled Times



% of Filings by Division



% of Filings by Case Type (Top 10)



CASELOAD STATISTICS OF THE GENERAL DISTRICT COURTS

March 2017

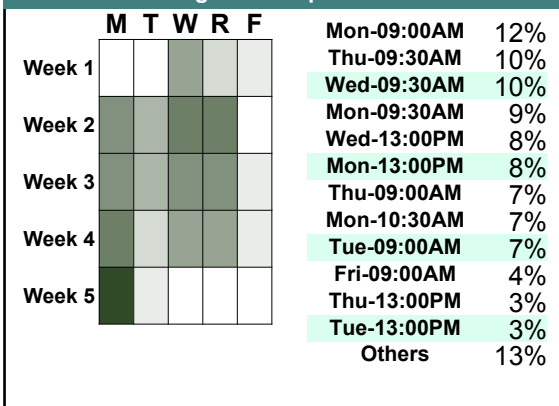
		<u>Filings</u>	<u>Hearings</u>	<u>Transactions</u>	<u>Concluded</u>	<u>Cont</u>
<u>Criminal</u>						
Capias	CA	15	47	47	19	28
Civil Violation	CV	2	4	4	1	3
Felony	F	71	155	157	27	130
Misdemeanor	M	151	420	435	144	291
Show Cause	SC	20	52	52	22	30
Criminal Total		259	678	695	213	482

		<u>Filings</u>	<u>Hearings</u>	<u>Transactions</u>	<u>Concluded</u>	<u>Cont</u>
<u>Traffic</u>						
Capias	CA	17	42	42	12	30
Civil Violation	CV	1	4	4	1	3
Felony	F	8	23	25	4	21
Infraction	I	526	524	725	520	205
Misdemeanor	M	120	338	338	98	240
Show Cause	SC	45	85	85	45	40
Traffic Total		717	1,016	1,219	680	539

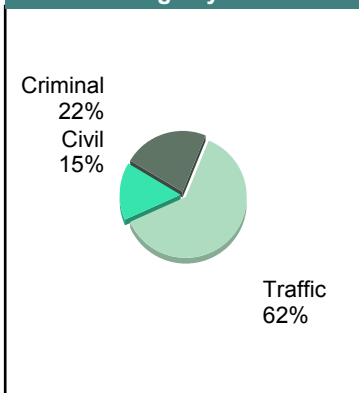
		<u>Filings</u>	<u>Hearings</u>	<u>Transactions</u>	<u>Concluded</u>	<u>Cont</u>
<u>Civil</u>						
Admin License	AL	4	2	5	3	1
Detinue	DT	2	2	2	0	2
Garnishment	GA	36	18	53	35	18
Impoundment	IM	4	0	4	4	-
Interrogatory	IN	1	2	3	1	2
Other	OT	7	10	14	7	7
Protective Order	PO	0	0	1	1	-
Prelim Prot Order	PP	4	2	5	3	2
Show Cause	SC	2	2	3	1	2
Unlawful Detainer	UD	12	17	24	13	11
Warrant in Debt	WD	105	175	210	112	98
Civil Total		177	230	324	180	143

Wise Totals		1,153	1,924	2,238	1,073	1,164
--------------------	--	--------------	--------------	--------------	--------------	--------------

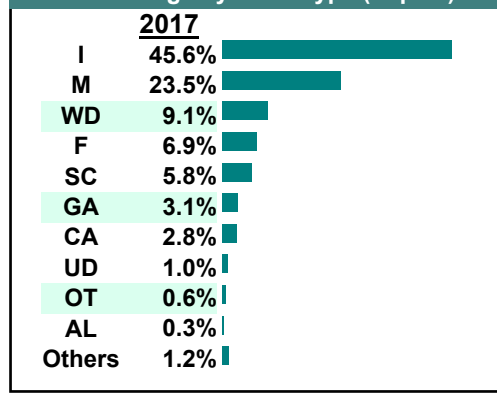
Calendared Filings with Top 12 Scheduled Times



% of Filings by Division



% of Filings by Case Type (Top 10)

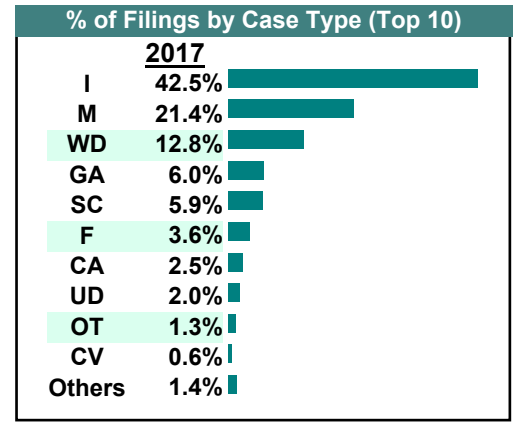
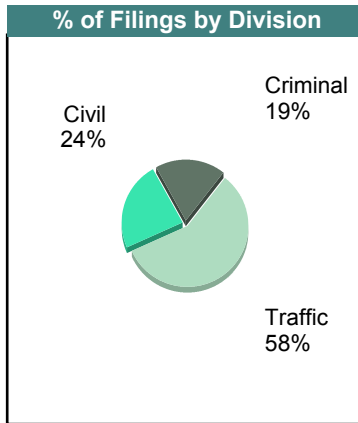
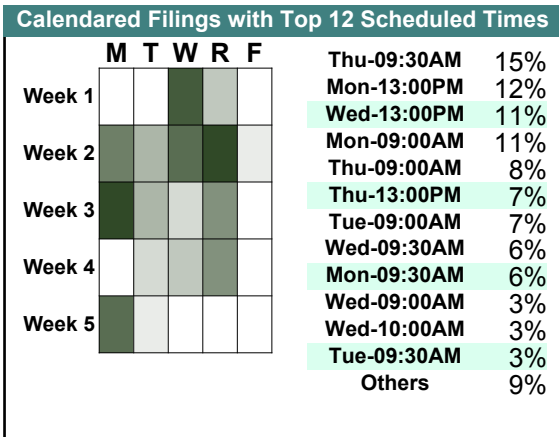


CASELOAD STATISTICS OF THE GENERAL DISTRICT COURTS

February 2017

Wise
District: 30

		<u>Filings</u>	<u>Hearings</u>	<u>Transactions</u>	<u>Concluded</u>	<u>Cont</u>
<u>Criminal</u>						
Capias	CA	17	42	42	19	23
Civil Violation	CV	6	11	11	4	6
Felony	F	29	111	113	30	83
Misdemeanor	M	134	352	360	142	217
Show Cause	SC	23	61	61	23	37
Criminal Total		209	577	587	218	366
<u>Traffic</u>						
Capias	CA	11	36	36	15	21
Civil Violation	CV	1	3	3	1	2
Felony	F	11	20	20	5	15
Infraction	I	476	519	677	459	217
Misdemeanor	M	106	305	305	93	212
Show Cause	SC	42	85	85	36	48
Traffic Total		647	968	1,126	609	515
<u>Civil</u>						
Admin License	AL	2	0	2	2	-
Detinue	DT	2	3	4	4	-
Garnishment	GA	67	17	78	61	15
Impoundment	IM	2	0	2	2	-
Interrogatory	IN	0	2	3	1	2
Motion for Judgment	MJ	1	4	4	0	4
Other	OT	15	15	19	12	7
Protective Order	PO	5	1	5	4	1
Prelim Prot Order	PP	4	1	4	3	1
Show Cause	SC	1	1	2	1	1
Unlawful Detainer	UD	22	17	27	19	8
Warrant in Debt	WD	143	155	199	146	53
Civil Total		264	216	349	255	92
Wise Totals		1,120	1,761	2,062	1,082	973

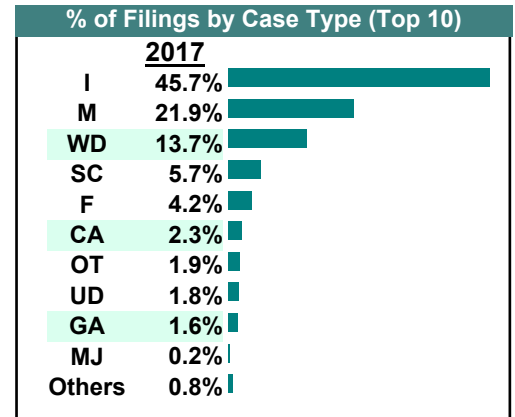
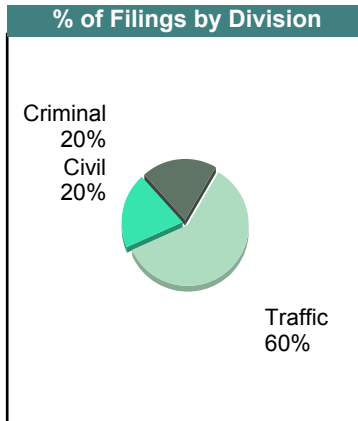
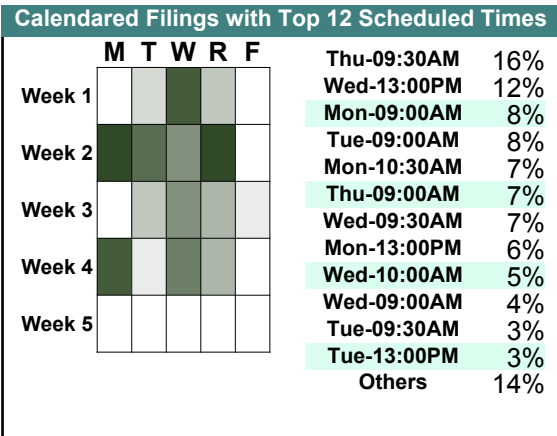


CASELOAD STATISTICS OF THE GENERAL DISTRICT COURTS

January 2017

Wise
District: 30

		<u>Filings</u>	<u>Hearings</u>	<u>Transactions</u>	<u>Concluded</u>	<u>Cont</u>
<u>Criminal</u>						
Capias	CA	11	44	44	14	30
Civil Violation	CV	0	1	1	0	1
Felony	F	39	138	142	41	101
Misdemeanor	M	116	353	368	128	240
Show Cause	SC	30	47	47	12	35
Criminal Total		196	583	602	195	407
<u>Traffic</u>						
Capias	CA	12	48	48	14	34
Civil Violation	CV	1	3	3	2	1
Felony	F	2	4	5	1	4
Infraction	I	449	531	661	470	191
Misdemeanor	M	99	300	300	101	199
Show Cause	SC	26	62	62	23	39
Traffic Total		589	948	1,079	611	468
<u>Civil</u>						
Detinue	DT	1	3	4	1	3
Garnishment	GA	16	12	32	20	12
Impoundment	IM	1	0	1	1	-
Interrogatory	IN	1	1	1	0	1
Motion for Judgment	MJ	2	0	2	2	-
Other	OT	19	14	26	16	5
Protective Order	PO	2	1	2	1	1
Prelim Prot Order	PP	2	0	2	2	-
Show Cause	SC	0	1	1	0	1
Unlawful Detainer	UD	18	19	28	21	7
Warrant in Debt	WD	135	168	199	118	79
Civil Total		197	219	298	182	109
Wise Totals		982	1,750	1,979	988	984



Filings by Court & Division

	<u>Lee</u>		<u>Scott</u>		<u>Wise</u>		<u>Total</u>
C Misdemeanor	882	25%	970	27%	1,685	48%	3,537
Felony	411	27%	552	37%	532	36%	1,495
Capias	87	22%	104	26%	209	52%	400
Show Cause	52	14%	63	17%	257	69%	372
Civil Violation	49	52%	20	21%	25	27%	94
Motion	-	0%	6	100%	-	0%	6
Other	-	0%	-	0%	1	100%	1
Total	1,481	25%	1,715	29%	2,709	46%	5,905
T Infraction	2,717	19%	4,256	30%	7,379	51%	14,352
Misdemeanor	644	20%	1,093	33%	1,548	47%	3,285
Show Cause	29	6%	55	11%	427	84%	511
Capias	34	11%	83	26%	204	64%	321
Felony	17	16%	18	17%	72	67%	107
Civil Violation	2	4%	8	16%	39	80%	49
Restricted O/L	5	31%	11	69%	-	0%	16
Motion	-	0%	1	100%	-	0%	1
Total	3,448	18%	5,525	30%	9,669	52%	18,642
V Warrant in Debt	460	16%	712	24%	1,759	60%	2,931
Garnishment	124	13%	163	17%	680	70%	967
Unlawful Detainer	90	21%	49	12%	283	67%	422
Prelim Prot Order	54	34%	36	23%	67	43%	157
Other	30	20%	8	5%	109	74%	147
Protective Order	43	51%	14	16%	28	33%	85
Impoundment	10	15%	2	3%	53	82%	65
Motion for Judgment	56	88%	-	0%	8	13%	64
Admin License	-	0%	8	20%	33	80%	41
Detinue	9	35%	4	15%	13	50%	26
Interrogatory	4	33%	4	33%	4	33%	12
Show Cause	3	43%	-	0%	4	57%	7
Bond Forfeiture	2	40%	3	60%	-	0%	5
Petition-Restore Arms	4	100%	-	0%	-	0%	4
Abstract	1	100%	-	0%	-	0%	1
Capias	1	100%	-	0%	-	0%	1
Overweight	1	100%	-	0%	-	0%	1
Tenants Assertion	-	0%	-	0%	-	0%	0
Total	892	18%	1,003	20%	3,041	62%	4,936
Total	5,821	20%	8,243	28%	15,419	52%	29,483

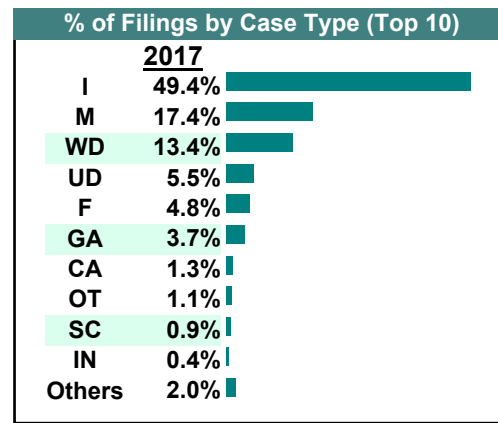
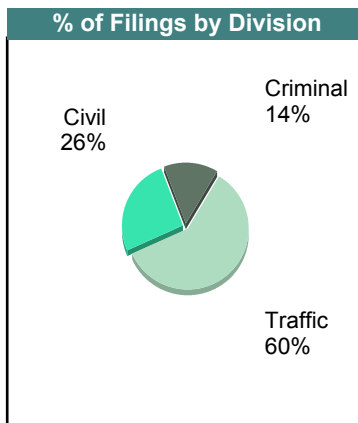
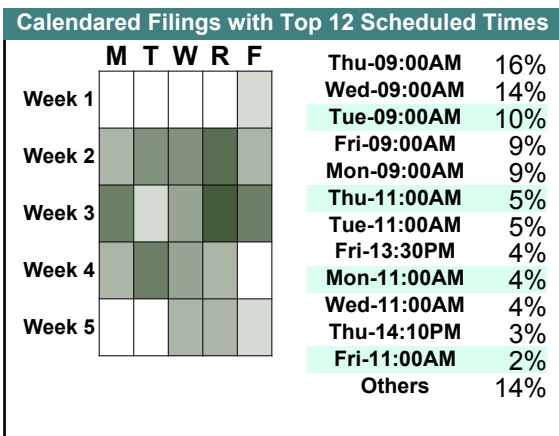
CASELOAD STATISTICS OF THE GENERAL DISTRICT COURTS

December 2017

Prince William

District: 31

		Filings	Hearings	Transactions	Concluded	Cont
<u>Criminal</u>						
Capias	CA	105	345	345	136	207
Civil Violation	CV	25	100	100	29	71
Felony	F	438	2,008	2,189	435	1,748
Misdemeanor	M	737	2,452	2,477	784	1,686
Show Cause	SC	59	114	114	47	65
Criminal Total		1,364	5,019	5,225	1,431	3,777
<u>Traffic</u>						
Capias	CA	18	63	63	27	36
Civil Violation	CV	0	1	1	1	-
Felony	F	14	62	68	16	51
Infraction	I	4,670	3,548	5,674	4,700	965
Misdemeanor	M	910	1,781	1,781	964	813
Other	O	23	26	26	19	7
Restricted O/L	RL	7	7	7	5	-
Show Cause	SC	4	9	9	3	5
Traffic Total		5,646	5,497	7,629	5,735	1,877
<u>Civil</u>						
Abstract	AJ	11	4	11	11	-
Bond Forfeiture	BF	4	7	8	5	2
Capias	CA	2	3	9	6	3
Detinue	DT	15	12	17	13	4
Garnishment	GA	350	72	439	367	72
Interrogatory	IN	41	53	89	36	53
Motion for Judgment	MJ	0	0	4	4	-
Overweight	OC	12	1	14	13	1
Other	OT	107	12	114	103	8
Protective Order	PO	24	9	29	20	2
Prelim Prot Order	PP	22	2	27	25	2
Show Cause	SC	23	19	48	30	18
Tenants Assertion	TA	1	5	5	1	4
Unlawful Detainer	UD	519	438	722	557	165
Warrant in Debt	WD	1,263	1,348	1,739	1,110	629
Zoning Viol	ZO	41	46	78	54	24
Civil Total		2,435	2,031	3,353	2,355	987
Prince William Totals		9,445	12,547	16,207	9,521	6,641



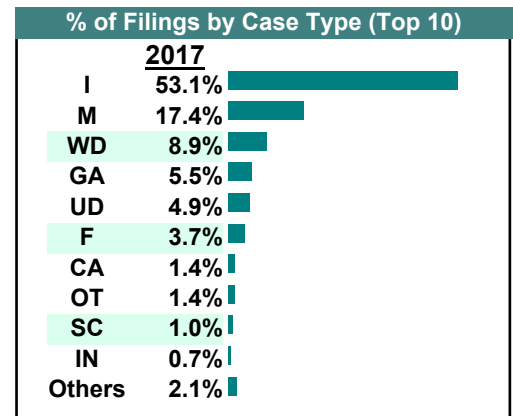
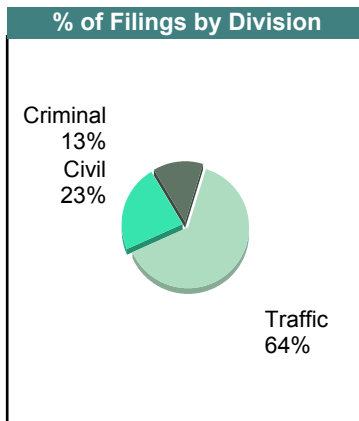
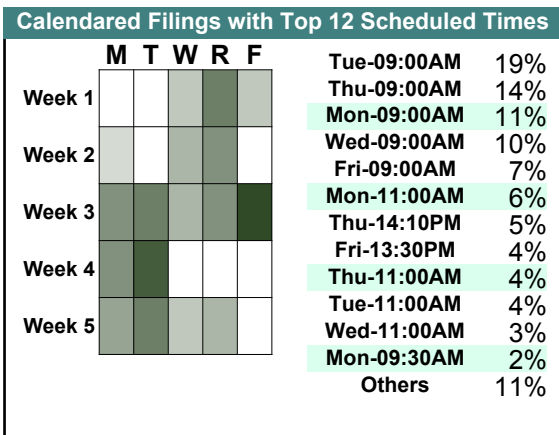
CASELOAD STATISTICS OF THE GENERAL DISTRICT COURTS

November 2017

Prince William

District: 31

		<u>Filings</u>	<u>Hearings</u>	<u>Transactions</u>	<u>Concluded</u>	<u>Cont</u>
<u>Criminal</u>						
Capias	CA	116	335	335	103	230
Civil Violation	CV	37	91	91	25	66
Felony	F	350	1,650	1,736	292	1,438
Misdemeanor	M	743	2,361	2,379	686	1,687
Show Cause	SC	57	124	124	53	68
Criminal Total		1,303	4,561	4,665	1,159	3,489
<u>Traffic</u>						
Capias	CA	23	70	70	26	44
Civil Violation	CV	0	4	4	4	-
Felony	F	20	74	81	18	63
Infraction	I	5,256	3,981	6,183	5,072	1,094
Misdemeanor	M	980	1,853	1,854	910	942
Other	O	9	13	13	10	3
Restricted O/L	RL	6	6	6	5	-
Show Cause	SC	4	10	10	2	8
Traffic Total		6,298	6,011	8,221	6,047	2,154
<u>Civil</u>						
Abstract	AJ	17	17	18	18	-
Bond Forfeiture	BF	4	4	7	3	4
Capias	CA	1	2	3	1	2
Detinue	DT	12	8	16	14	2
Garnishment	GA	540	114	643	529	114
Interrogatory	IN	66	82	147	65	82
Motion for Judgment	MJ	0	4	5	1	4
Overweight	OC	9	1	10	9	1
Other	OT	134	11	137	126	6
Protective Order	PO	21	8	27	19	2
Prelim Prot Order	PP	25	3	27	24	3
Petition-Restore Arms	PR	1	1	1	0	1
Show Cause	SC	35	28	61	35	20
Tenants Assertion	TA	2	2	52	50	2
Unlawful Detainer	UD	481	312	558	420	137
Warrant in Debt	WD	881	971	1,286	840	446
Zoning Viol	ZO	60	41	84	57	27
Civil Total		2,289	1,609	3,082	2,211	853
Prince William Totals		9,890	12,181	15,968	9,417	6,496



CASELOAD STATISTICS OF THE GENERAL DISTRICT COURTS

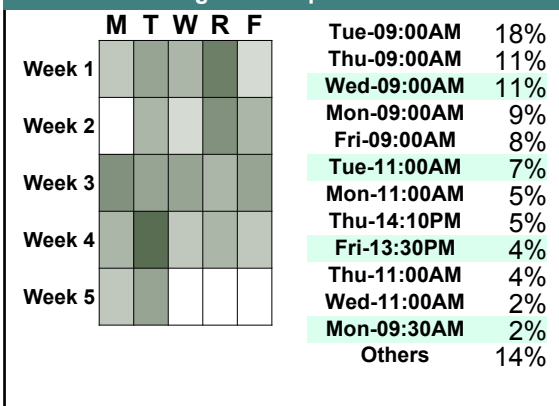
October 2017

Prince William

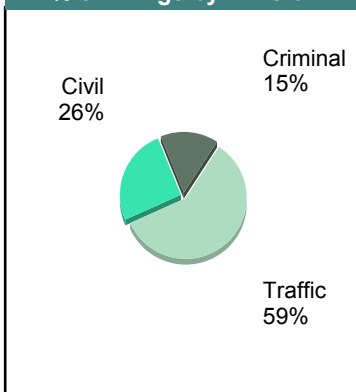
District: 31

		<u>Filings</u>	<u>Hearings</u>	<u>Transactions</u>	<u>Concluded</u>	<u>Cont</u>
<u>Criminal</u>						
Capias	CA	114	337	337	122	212
Civil Violation	CV	35	82	82	33	49
Felony	F	461	1,827	1,972	394	1,577
Misdemeanor	M	843	2,546	2,580	886	1,691
Show Cause	SC	74	174	174	88	86
Criminal Total		1,527	4,966	5,145	1,523	3,615
<u>Traffic</u>						
Capias	CA	33	86	86	43	43
Civil Violation	CV	0	5	5	4	1
Felony	F	20	81	84	26	58
Infraction	I	4,921	3,855	5,899	4,909	987
Misdemeanor	M	943	1,883	1,883	999	882
Other	O	17	20	20	16	4
Restricted O/L	RL	6	6	6	5	-
Show Cause	SC	6	9	9	6	3
Traffic Total		5,946	5,945	7,992	6,008	1,978
<u>Civil</u>						
Abstract	AJ	15	15	15	15	-
Bond Forfeiture	BF	13	11	15	4	9
Capias	CA	3	5	9	4	5
Detinue	DT	10	10	12	7	5
Garnishment	GA	435	132	580	448	132
Interrogatory	IN	52	72	121	49	72
Motion for Judgment	MJ	2	3	4	2	2
Overweight	OC	8	3	9	6	3
Other	OT	141	14	149	137	9
Protective Order	PO	21	8	30	22	4
Prelim Prot Order	PP	33	0	33	33	-
Show Cause	SC	30	37	71	37	34
Unlawful Detainer	UD	535	389	675	513	160
Warrant in Debt	WD	1,249	1,334	1,771	1,209	562
Zoning Viol	ZO	36	30	62	53	9
Civil Total		2,583	2,063	3,556	2,539	1,006
Prince William Totals		10,056	12,974	16,693	10,070	6,599

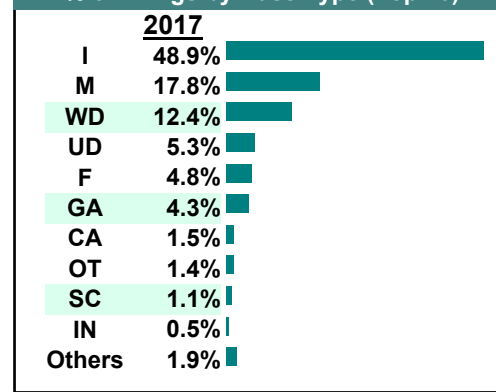
Calendared Filings with Top 12 Scheduled Times



% of Filings by Division



% of Filings by Case Type (Top 10)



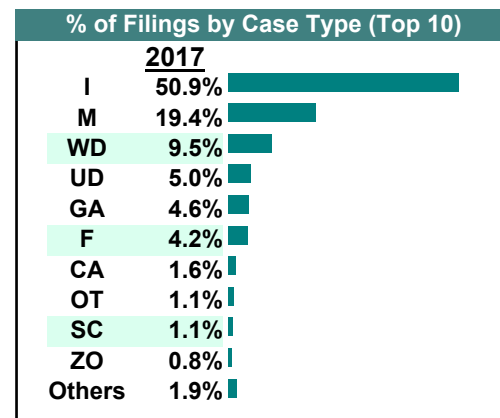
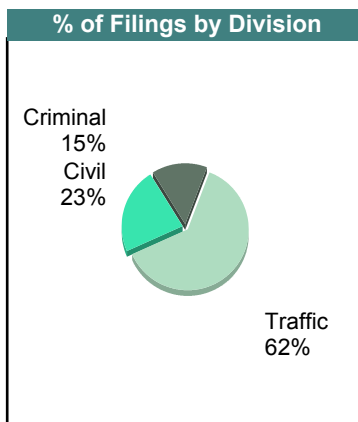
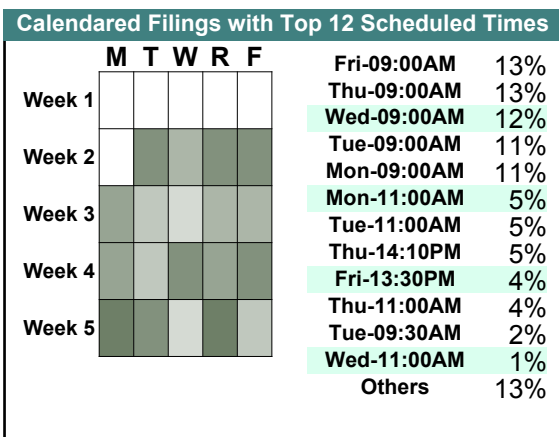
CASELOAD STATISTICS OF THE GENERAL DISTRICT COURTS

September 2017

Prince William

District: 31

		<u>Filings</u>	<u>Hearings</u>	<u>Transactions</u>	<u>Concluded</u>	<u>Cont</u>
<u>Criminal</u>						
Capias	CA	130	352	352	128	223
Civil Violation	CV	24	88	88	28	60
Felony	F	411	1,880	2,017	408	1,609
Misdemeanor	M	886	2,556	2,603	840	1,762
Show Cause	SC	79	189	189	90	99
Criminal Total		1,530	5,065	5,249	1,494	3,753
<u>Traffic</u>						
Capias	CA	34	76	76	33	43
Civil Violation	CV	0	5	5	1	4
Felony	F	23	84	90	21	69
Infraction	I	5,273	4,029	6,346	5,241	1,104
Misdemeanor	M	1,127	2,178	2,179	1,189	989
Other	O	8	15	15	12	3
Restricted O/L	RL	8	8	8	8	-
Show Cause	SC	1	3	3	3	-
Traffic Total		6,474	6,398	8,722	6,508	2,212
<u>Civil</u>						
Abstract	AJ	21	0	21	21	-
Bond Forfeiture	BF	7	8	13	9	4
Capias	CA	6	5	8	3	5
Detinue	DT	7	5	11	8	3
Garnishment	GA	477	88	524	436	88
Interrogatory	IN	48	78	120	42	78
Overweight	OC	15	0	20	20	-
Other	OT	114	8	119	111	3
Protective Order	PO	27	8	31	23	6
Prelim Prot Order	PP	31	0	31	31	-
Show Cause	SC	30	31	53	25	28
Unlawful Detainer	UD	514	408	700	544	156
Warrant in Debt	WD	987	1,101	1,502	1,080	421
Zoning Viol	ZO	79	63	102	53	49
Civil Total		2,363	1,803	3,255	2,406	841
Prince William Totals		10,367	13,266	17,226	10,408	6,806



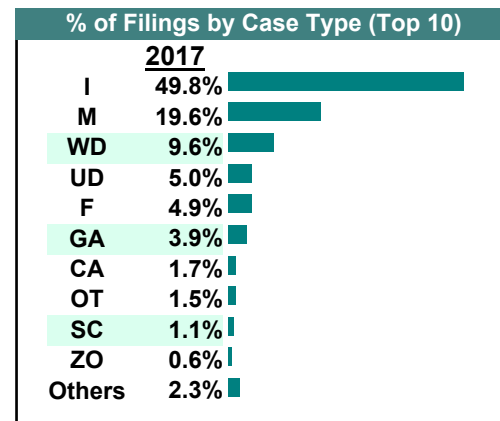
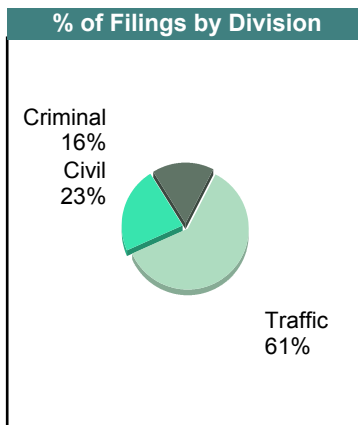
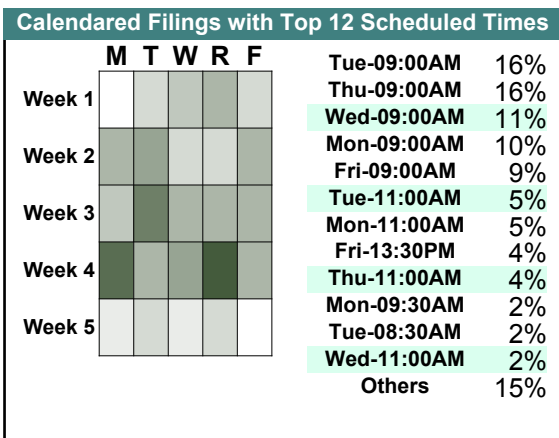
CASELOAD STATISTICS OF THE GENERAL DISTRICT COURTS

August 2017

Prince William

District: 31

		<u>Filings</u>	<u>Hearings</u>	<u>Transactions</u>	<u>Concluded</u>	<u>Cont</u>
<u>Criminal</u>						
Capias	CA	119	335	335	144	191
Civil Violation	CV	36	86	88	29	59
Felony	F	424	1,693	1,842	384	1,458
Misdemeanor	M	840	2,433	2,466	784	1,682
Show Cause	SC	63	147	147	57	90
Criminal Total		1,482	4,694	4,878	1,398	3,480
<u>Traffic</u>						
Capias	CA	25	103	103	61	42
Civil Violation	CV	1	3	3	3	-
Felony	F	19	65	67	8	59
Infraction	I	4,506	3,295	5,350	4,451	898
Misdemeanor	M	934	1,796	1,797	842	955
Other	O	20	24	24	17	7
Restricted O/L	RL	7	7	7	6	-
Show Cause	SC	1	7	7	3	4
Traffic Total		5,513	5,300	7,358	5,391	1,965
<u>Civil</u>						
Abstract	AJ	14	8	14	14	-
Bond Forfeiture	BF	10	6	18	13	5
Capias	CA	9	6	10	4	6
Detinue	DT	5	7	12	8	4
Garnishment	GA	355	71	424	353	71
Interrogatory	IN	29	62	129	67	62
Motion for Judgment	MJ	4	5	5	1	4
Overweight	OC	23	6	27	21	6
Other	OT	134	11	146	137	5
Protective Order	PO	17	4	21	17	3
Prelim Prot Order	PP	44	1	44	43	-
Show Cause	SC	37	44	80	36	44
Tenants Assertion	TA	1	51	53	2	51
Unlawful Detainer	UD	454	358	565	446	119
Warrant in Debt	WD	866	985	1,363	940	423
Zoning Viol	ZO	57	41	82	51	31
Civil Total		2,059	1,666	2,993	2,153	834
Prince William Totals		9,054	11,660	15,229	8,942	6,279



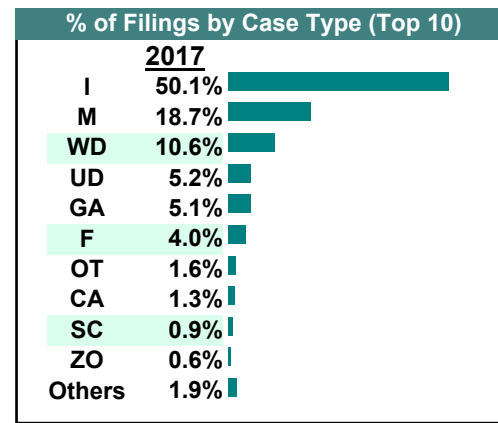
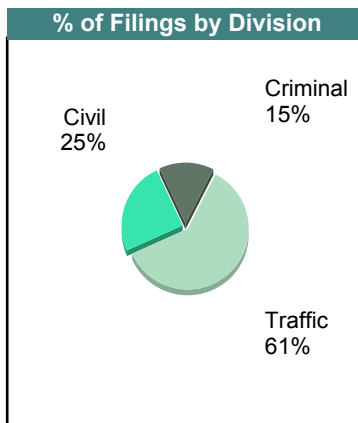
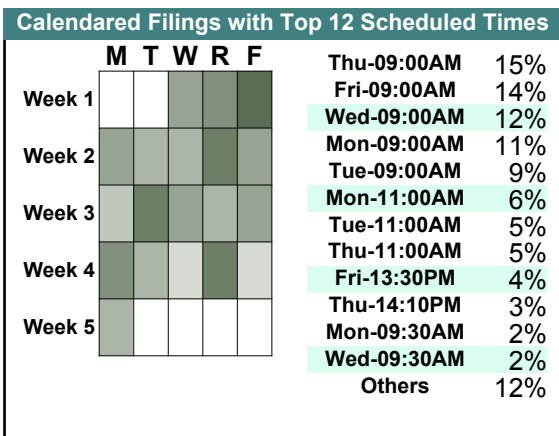
CASELOAD STATISTICS OF THE GENERAL DISTRICT COURTS

July 2017

Prince William

District: 31

		<u>Filings</u>	<u>Hearings</u>	<u>Transactions</u>	<u>Concluded</u>	<u>Cont</u>
<u>Criminal</u>						
Capias	CA	112	309	309	119	189
Civil Violation	CV	24	92	92	34	58
Felony	F	391	1,787	1,926	404	1,522
Misdemeanor	M	870	2,418	2,454	880	1,573
Show Cause	SC	66	164	164	82	82
Criminal Total		1,463	4,770	4,945	1,519	3,424
<u>Traffic</u>						
Capias	CA	22	57	57	22	35
Civil Violation	CV	0	11	11	10	1
Felony	F	14	74	78	13	65
Infraction	I	5,050	3,755	5,946	4,981	963
Misdemeanor	M	1,018	1,886	1,886	1,022	864
Other	O	11	19	19	17	2
Restricted O/L	RL	10	10	10	10	-
Show Cause	SC	2	5	5	2	3
Traffic Total		6,127	5,817	8,012	6,077	1,933
<u>Civil</u>						
Abstract	AJ	13	12	13	12	1
Bond Forfeiture	BF	4	11	14	5	9
Capias	CA	2	2	3	1	2
Detinue	DT	5	10	14	7	7
Garnishment	GA	511	106	610	504	106
Interrogatory	IN	56	68	119	51	68
Overweight	OC	12	1	12	11	1
Other	OT	159	14	170	159	8
Protective Order	PO	26	7	31	24	3
Prelim Prot Order	PP	28	1	28	27	1
Petition-Restore Arms	PR	0	0	1	1	-
Show Cause	SC	22	19	52	33	19
Tenants Assertion	TA	0	0	1	1	-
Unlawful Detainer	UD	519	408	635	508	126
Warrant in Debt	WD	1,064	1,119	1,520	1,056	464
Zoning Viol	ZO	64	34	88	69	19
Civil Total		2,485	1,812	3,311	2,469	834
Prince William Totals		10,075	12,399	16,268	10,065	6,191



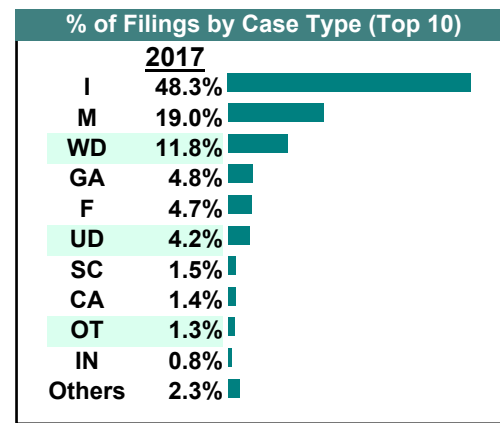
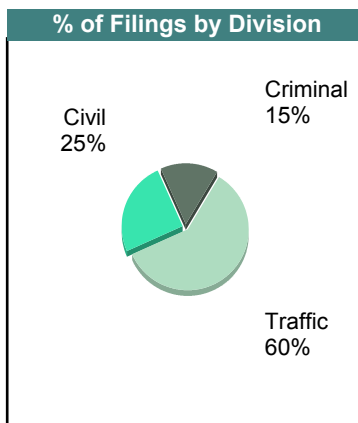
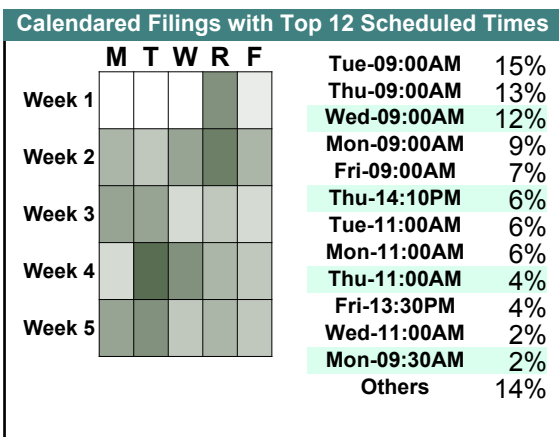
CASELOAD STATISTICS OF THE GENERAL DISTRICT COURTS

June 2017

Prince William

District: 31

		<u>Filings</u>	<u>Hearings</u>	<u>Transactions</u>	<u>Concluded</u>	<u>Cont</u>
<u>Criminal</u>						
Capias	CA	104	307	307	113	194
Civil Violation	CV	18	83	83	19	64
Felony	F	432	2,093	2,248	395	1,853
Misdemeanor	M	825	2,511	2,546	734	1,812
Show Cause	SC	92	203	203	87	116
Criminal Total		1,471	5,197	5,387	1,348	4,039
<u>Traffic</u>						
Capias	CA	28	78	78	40	38
Civil Violation	CV	3	31	31	22	9
Felony	F	16	74	77	14	63
Infraction	I	4,644	3,618	5,536	4,691	839
Misdemeanor	M	1,000	1,907	1,907	1,023	884
Other	O	31	36	38	29	9
Restricted O/L	RL	9	9	9	8	-
Show Cause	SC	2	9	9	1	7
Traffic Total		5,733	5,762	7,685	5,828	1,849
<u>Civil</u>						
Abstract	AJ	10	5	11	11	-
Bond Forfeiture	BF	6	7	11	5	6
Capias	CA	3	2	7	5	2
Detinue	DT	16	16	30	23	7
Garnishment	GA	462	94	562	468	94
Interrogatory	IN	74	105	192	87	105
Motion for Judgment	MJ	1	0	4	4	-
Overweight	OC	11	0	16	16	-
Other	OT	128	17	145	132	8
Protective Order	PO	13	5	22	17	3
Prelim Prot Order	PP	34	3	36	33	3
Petition-Restore Arms	PR	1	1	2	1	1
Show Cause	SC	49	42	103	62	41
Tenants Assertion	TA	2	53	53	1	52
Unlawful Detainer	UD	402	335	527	404	123
Warrant in Debt	WD	1,132	1,189	1,626	1,078	547
Zoning Viol	ZO	62	43	91	65	26
Civil Total		2,406	1,917	3,438	2,412	1,018
Prince William Totals		9,610	12,876	16,510	9,588	6,906



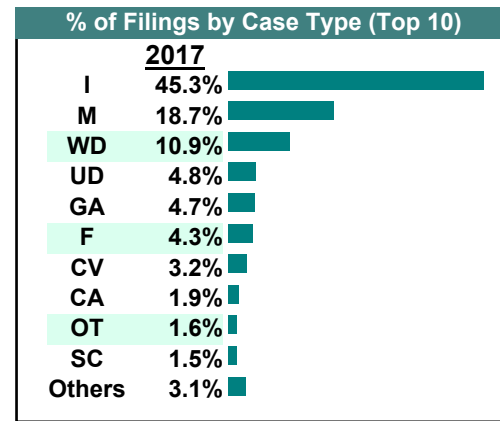
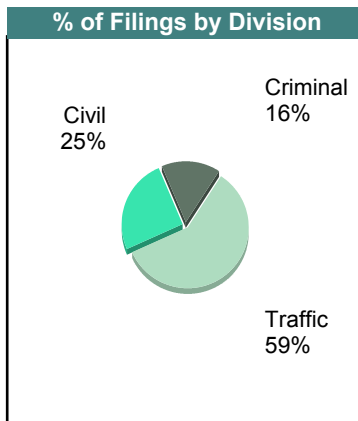
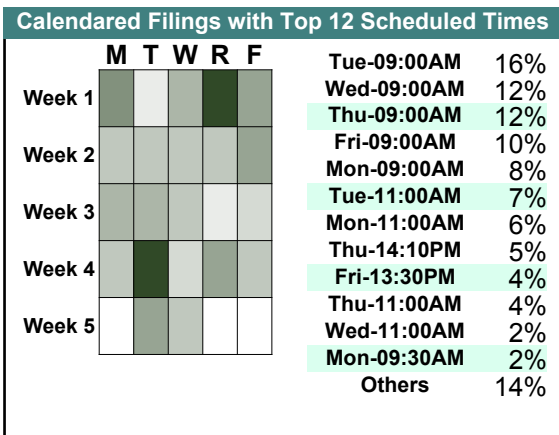
CASELOAD STATISTICS OF THE GENERAL DISTRICT COURTS

May 2017

Prince William

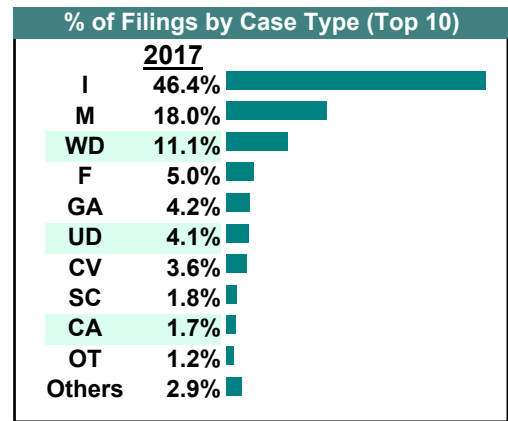
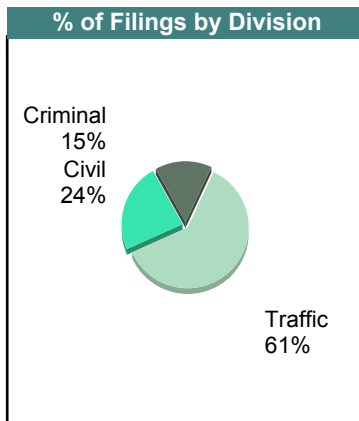
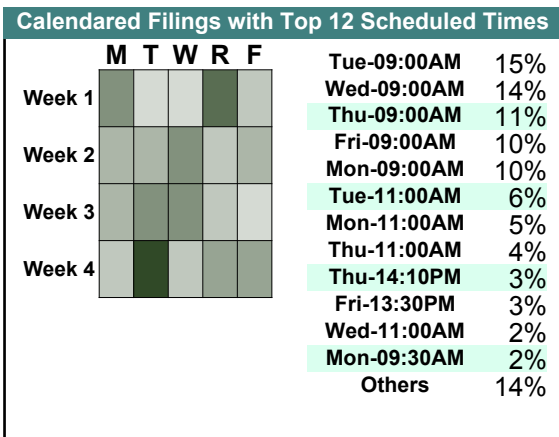
District: 31

		<u>Filings</u>	<u>Hearings</u>	<u>Transactions</u>	<u>Concluded</u>	<u>Cont</u>
<u>Criminal</u>						
Capias	CA	147	359	359	148	210
Civil Violation	CV	29	101	101	26	75
Felony	F	391	1,978	2,103	420	1,683
Misdemeanor	M	847	2,591	2,616	823	1,792
Show Cause	SC	104	195	195	98	97
Criminal Total		1,518	5,224	5,374	1,515	3,857
<u>Traffic</u>						
Capias	CA	34	146	146	91	55
Civil Violation	CV	283	339	341	319	22
Felony	F	23	92	101	36	65
Infraction	I	4,393	3,393	5,295	4,356	936
Misdemeanor	M	970	2,035	2,035	1,047	988
Other	O	12	17	17	13	4
Restricted O/L	RL	13	13	13	13	-
Show Cause	SC	6	13	13	8	5
Traffic Total		5,734	6,048	7,961	5,883	2,075
<u>Civil</u>						
Abstract	AJ	32	5	32	32	-
Bond Forfeiture	BF	4	5	10	7	3
Capias	CA	6	4	11	7	4
Detinue	DT	13	13	16	10	6
Garnishment	GA	454	99	533	434	99
Interrogatory	IN	63	79	156	77	79
Motion for Judgment	MJ	3	4	5	1	4
Overweight	OC	14	3	14	11	3
Other	OT	151	13	162	151	8
Protective Order	PO	33	7	37	30	6
Prelim Prot Order	PP	33	5	35	30	3
Petition-Restore Arms	PR	0	0	1	1	-
Show Cause	SC	38	29	76	47	29
Tenants Assertion	TA	0	2	3	1	2
Unlawful Detainer	UD	466	346	569	450	119
Warrant in Debt	WD	1,062	1,220	1,616	1,084	532
Zoning Viol	ZO	84	57	108	67	41
Civil Total		2,456	1,891	3,384	2,440	938
Prince William Totals		9,708	13,163	16,719	9,838	6,870



CASELOAD STATISTICS OF THE GENERAL DISTRICT COURTS

		<u>Filings</u>	<u>Hearings</u>	<u>Transactions</u>	<u>Concluded</u>	<u>Cont</u>
<u>Criminal</u>						
Capias	CA	122	280	280	117	163
Civil Violation	CV	17	80	80	21	59
Felony	F	406	1,717	1,817	302	1,515
Misdemeanor	M	635	1,983	2,004	580	1,423
Show Cause	SC	104	189	189	74	114
Criminal Total		1,284	4,249	4,370	1,094	3,274
<u>Traffic</u>						
Capias	CA	22	69	69	28	41
Civil Violation	CV	292	363	363	324	39
Felony	F	18	72	77	17	60
Infraction	I	3,961	2,991	4,825	3,951	874
Misdemeanor	M	902	1,750	1,750	843	907
Other	O	23	25	25	18	7
Restricted O/L	RL	14	14	14	13	-
Show Cause	SC	4	13	13	5	8
Traffic Total		5,236	5,297	7,136	5,199	1,936
<u>Civil</u>						
Abstract	AJ	16	0	16	16	-
Bond Forfeiture	BF	7	7	15	8	7
Capias	CA	3	7	14	7	7
Detinue	DT	22	18	27	18	9
Garnishment	GA	357	75	444	369	75
Interrogatory	IN	42	103	168	65	103
Motion for Judgment	MJ	2	2	3	1	2
Overweight	OC	8	3	9	6	3
Other	OT	104	29	119	99	13
Protective Order	PO	24	7	33	26	6
Prelim Prot Order	PP	28	0	29	29	-
Petition-Restore Arms	PR	0	2	2	0	2
Show Cause	SC	46	77	116	42	73
Tenants Assertion	TA	2	1	2	1	1
Unlawful Detainer	UD	349	238	441	348	93
Warrant in Debt	WD	944	1,093	1,474	982	492
Zoning Viol	ZO	57	31	70	52	18
Civil Total		2,011	1,693	2,982	2,069	904
Prince William Totals		8,531	11,239	14,488	8,362	6,114



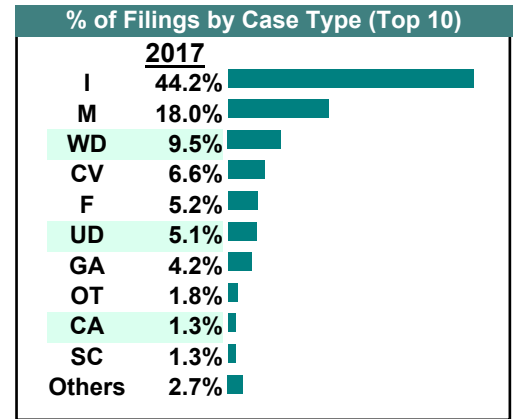
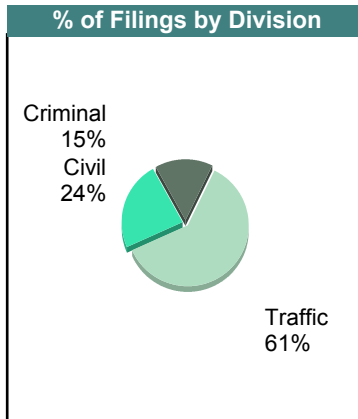
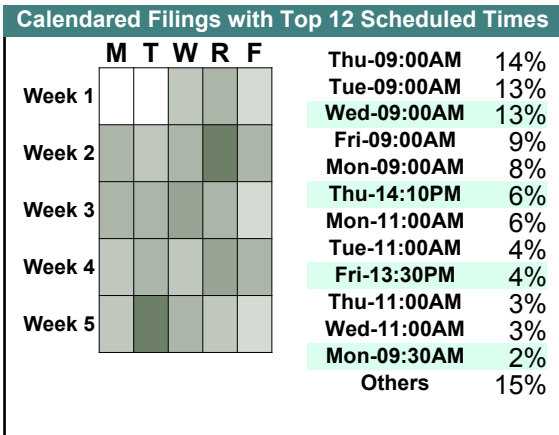
CASELOAD STATISTICS OF THE GENERAL DISTRICT COURTS

March 2017

Prince William

District: 31

		<u>Filings</u>	<u>Hearings</u>	<u>Transactions</u>	<u>Concluded</u>	<u>Cont</u>
<u>Criminal</u>						
Capias	CA	90	290	290	96	194
Civil Violation	CV	29	110	110	26	84
Felony	F	478	1,876	1,972	280	1,690
Misdemeanor	M	815	2,442	2,473	760	1,712
Show Cause	SC	68	155	155	73	82
Criminal Total		1,480	4,873	5,000	1,235	3,762
<u>Traffic</u>						
Capias	CA	33	106	106	51	54
Civil Violation	CV	602	648	653	574	79
Felony	F	23	82	88	16	72
Infraction	I	4,228	2,974	5,004	4,067	936
Misdemeanor	M	912	1,842	1,842	924	916
Other	O	18	19	19	14	5
Restricted O/L	RL	16	16	16	13	-
Show Cause	SC	4	6	6	2	4
Traffic Total		5,836	5,693	7,734	5,661	2,066
<u>Civil</u>						
Abstract	AJ	16	2	17	17	-
Bond Forfeiture	BF	3	7	11	7	4
Capias	CA	6	9	10	1	9
Detinue	DT	17	20	23	11	12
Garnishment	GA	399	71	489	418	71
Interrogatory	IN	99	127	214	87	127
Motion for Judgment	MJ	0	1	1	0	1
Overweight	OC	6	3	7	4	3
Other	OT	169	49	190	159	23
Protective Order	PO	14	8	24	16	7
Prelim Prot Order	PP	29	2	29	27	1
Petition-Restore Arms	PR	1	2	2	0	2
Show Cause	SC	56	44	105	64	41
Tenants Assertion	TA	1	55	55	0	55
Unlawful Detainer	UD	492	327	630	515	115
Warrant in Debt	WD	911	1,095	1,523	996	526
Zoning Viol	ZO	36	27	56	41	15
Civil Total		2,255	1,849	3,386	2,363	1,012
Prince William Totals		9,571	12,415	16,120	9,259	6,840



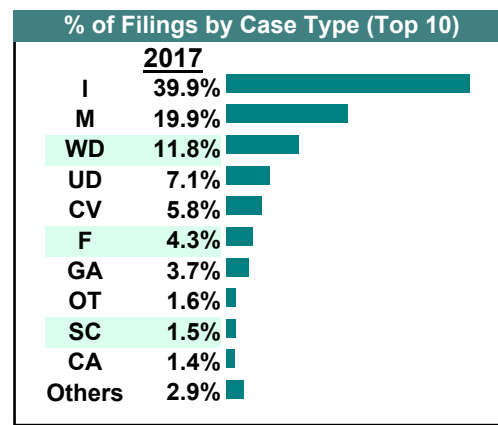
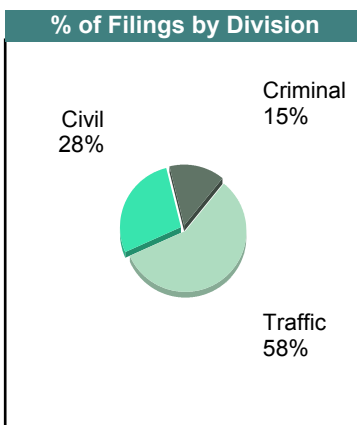
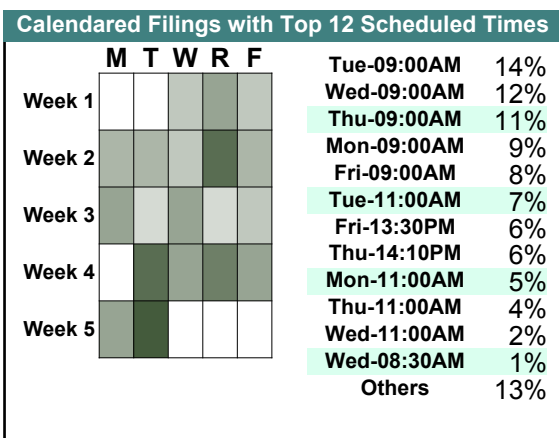
CASELOAD STATISTICS OF THE GENERAL DISTRICT COURTS

February 2017

Prince William

District: 31

		Filings	Hearings	Transactions	Concluded	Cont
<u>Criminal</u>						
Capias	CA	88	253	253	90	163
Civil Violation	CV	19	93	93	29	63
Felony	F	338	1,521	1,644	330	1,314
Misdemeanor	M	693	2,097	2,124	689	1,435
Other	O	0	1	1	1	-
Show Cause	SC	63	130	130	56	72
Criminal Total		1,201	4,095	4,245	1,195	3,047
<u>Traffic</u>						
Capias	CA	26	102	102	41	61
Civil Violation	CV	457	511	515	456	59
Felony	F	13	81	86	19	67
Infraction	I	3,255	2,541	4,022	3,278	744
Misdemeanor	M	929	1,782	1,782	945	837
Other	O	8	8	8	8	-
Restricted O/L	RL	7	7	7	6	-
Show Cause	SC	5	7	7	1	6
Traffic Total		4,700	5,039	6,529	4,754	1,774
<u>Civil</u>						
Abstract	AJ	8	0	8	8	-
Bond Forfeiture	BF	7	4	12	8	4
Capias	CA	3	2	4	2	2
Detinue	DT	11	10	18	15	3
Garnishment	GA	304	95	446	351	95
Interrogatory	IN	41	103	150	47	103
Motion for Judgment	MJ	1	1	1	0	1
Overweight	OC	25	1	26	25	1
Other	OT	132	23	156	140	15
Protective Order	PO	24	14	35	21	14
Prelim Prot Order	PP	29	7	43	36	7
Show Cause	SC	53	67	115	49	66
Unlawful Detainer	UD	578	368	699	573	126
Warrant in Debt	WD	964	1,058	1,390	875	515
Zoning Viol	ZO	75	34	89	70	19
Civil Total		2,255	1,787	3,192	2,220	971
Prince William Totals		8,156	10,921	13,966	8,169	5,792



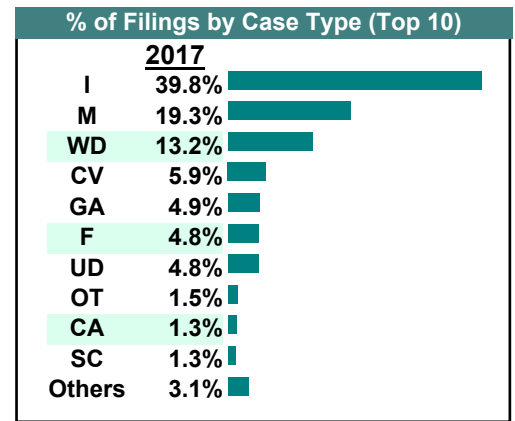
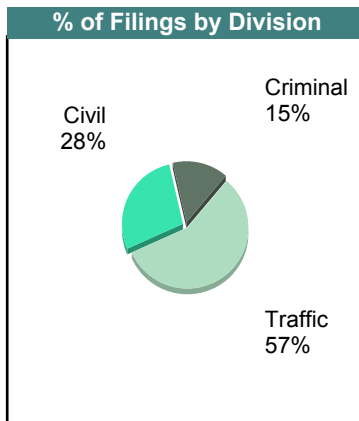
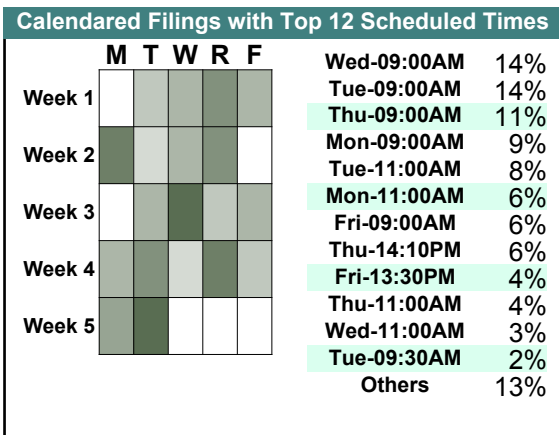
CASELOAD STATISTICS OF THE GENERAL DISTRICT COURTS

January 2017

Prince William

District: 31

		<u>Filings</u>	<u>Hearings</u>	<u>Transactions</u>	<u>Concluded</u>	<u>Cont</u>
<u>Criminal</u>						
Capias	CA	81	295	295	103	192
Civil Violation	CV	31	79	79	15	64
Felony	F	398	1,413	1,516	282	1,234
Misdemeanor	M	685	2,082	2,112	687	1,422
Show Cause	SC	60	134	134	68	65
Criminal Total		1,255	4,003	4,136	1,155	2,977
<u>Traffic</u>						
Capias	CA	27	80	80	23	57
Civil Violation	CV	475	515	515	477	35
Felony	F	12	53	64	20	44
Infraction	I	3,385	2,721	4,219	3,442	772
Misdemeanor	M	956	1,832	1,833	998	833
Other	O	8	9	9	8	1
Restricted O/L	RL	4	4	4	4	-
Show Cause	SC	1	5	5	4	1
Traffic Total		4,868	5,219	6,729	4,976	1,743
<u>Civil</u>						
Abstract	AJ	27	6	27	27	-
Bond Forfeiture	BF	11	12	19	9	10
Capias	CA	5	3	6	3	3
Detinue	DT	3	8	12	7	5
Garnishment	GA	419	80	506	426	80
Interrogatory	IN	66	101	150	49	101
Mechanic's Lien	ML	0	0	1	1	-
Overweight	OC	5	1	6	5	1
Other	OT	128	36	149	121	26
Protective Order	PO	21	6	32	26	6
Prelim Prot Order	PP	29	6	31	25	5
Petition-Restore Arms	PR	3	1	3	2	1
Show Cause	SC	46	38	66	29	37
Tenants Assertion	TA	11	61	61	0	61
Unlawful Detainer	UD	406	287	522	434	87
Warrant in Debt	WD	1,126	1,294	1,679	1,078	601
Zoning Viol	ZO	80	43	86	67	19
Civil Total		2,386	1,983	3,356	2,309	1,043
Prince William Totals		8,509	11,205	14,221	8,440	5,763



Filings by Court & Division

<u>Prince William</u>			
C	Misdemeanor	9,419	8.3%
	Felony	4,918	4.4%
	Capias	1,328	1.2%
	Show Cause	889	0.8%
	Civil Violation	324	0.3%
	Other	-	0.0%
	Total	16,878	15%
T	Infraction	53,542	47.4%
	Misdemeanor	11,581	10.3%
	Civil Violation	2,113	1.9%
	Capias	325	0.3%
	Felony	215	0.2%
	Other	188	0.2%
	Restricted O/L	107	0.1%
	Show Cause	40	0.0%
	Total	68,111	60%
V	Warrant in Debt	12,449	11.0%
	Unlawful Detainer	5,715	5.1%
	Garnishment	5,063	4.5%
	Other	1,601	1.4%
	Zoning Viol	731	0.6%
	Interrogatory	677	0.6%
	Show Cause	465	0.4%
	Prelim Prot Order	365	0.3%
	Protective Order	265	0.2%
	Abstract	200	0.2%
	Overweight	148	0.1%
	Detinue	136	0.1%
	Bond Forfeiture	80	0.1%
	Capias	49	0.0%
	Tenants Assertion	20	0.0%
	Motion for Judgment	13	0.0%
	Petition-Restore Arms	6	0.0%
Mechanic's Lien	-	0.0%	
Total	27,983	25%	
Total		112,972	100%

CASELOAD STATISTICS OF THE GENERAL DISTRICT COURTS


December 2017

Accomack

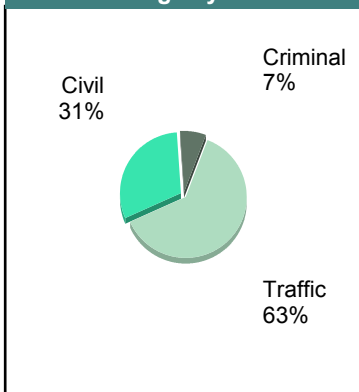
District: 32

		<u>Filings</u>	<u>Hearings</u>	<u>Transactions</u>	<u>Concluded</u>	<u>Cont</u>
<u>Criminal</u>						
Capias	CA	11	24	24	14	10
Civil Violation	CV	2	2	2	1	1
Felony	F	21	53	53	11	42
Misdemeanor	M	41	110	113	46	67
Show Cause	SC	0	4	4	3	1
Criminal Total		75	193	196	75	121
<u>Traffic</u>						
Capias	CA	3	15	15	4	11
Infraction	I	598	444	740	578	162
Misdemeanor	M	90	160	160	94	66
Show Cause	SC	1	3	3	2	1
Traffic Total		692	622	918	678	240
<u>Civil</u>						
Admin License	AL	1	0	1	1	-
Detinue	DT	22	23	29	23	6
Garnishment	GA	160	0	162	162	-
Impoundment	IM	1	0	1	1	-
Overweight	OC	1	0	1	1	-
Protective Order	PO	4	0	5	5	-
Prelim Prot Order	PP	4	2	10	8	2
Show Cause	SC	1	0	1	1	-
Unlawful Detainer	UD	29	34	39	19	20
Warrant in Debt	WD	115	106	135	114	21
Civil Total		338	165	384	335	49
Accomack Totals		1,105	980	1,498	1,088	410

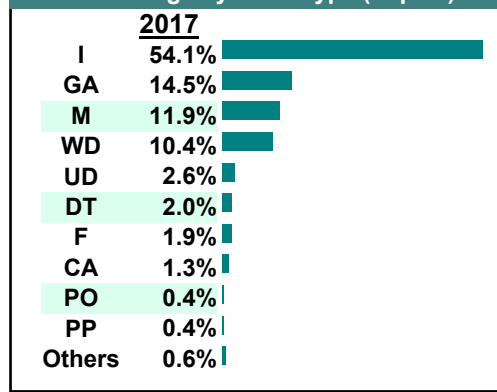
Calendared Filings with Top 12 Scheduled Times



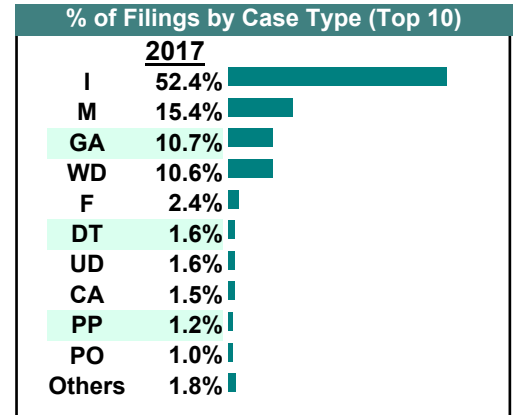
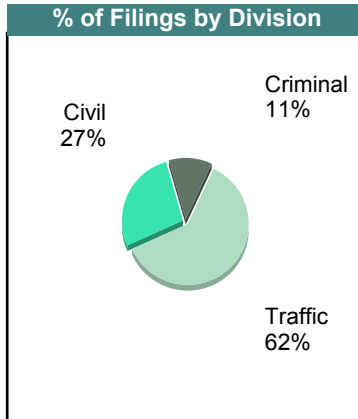
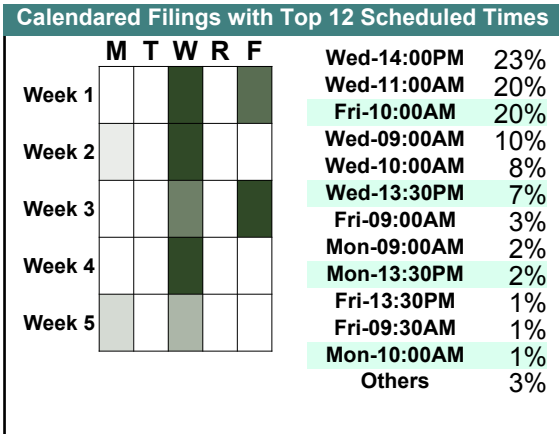
% of Filings by Division



% of Filings by Case Type (Top 10)



		<u>Filings</u>	<u>Hearings</u>	<u>Transactions</u>	<u>Concluded</u>	<u>Cont</u>
<u>Criminal</u>						
Capias	CA	9	17	17	9	8
Civil Violation	CV	2	2	2	1	1
Felony	F	23	74	74	25	49
Misdemeanor	M	68	146	150	54	96
Show Cause	SC	7	19	19	11	8
Criminal Total		109	258	262	100	162
<u>Traffic</u>						
Capias	CA	5	12	12	4	8
Felony	F	0	2	2	0	2
Infraction	I	501	442	648	480	168
Misdemeanor	M	79	169	169	94	75
Show Cause	SC	3	4	4	2	2
Traffic Total		588	629	835	580	255
<u>Civil</u>						
Abstract	AJ	1	0	1	1	-
Admin License	AL	3	0	3	3	-
Detinue	DT	15	14	18	13	5
Garnishment	GA	102	1	104	103	1
Other	OT	1	0	1	1	-
Protective Order	PO	10	1	10	9	1
Prelim Prot Order	PP	11	6	14	8	6
Unlawful Detainer	UD	15	17	20	11	9
Warrant in Debt	WD	101	93	118	99	19
Civil Total		259	132	289	248	41
Accomack Totals		956	1,019	1,386	928	458



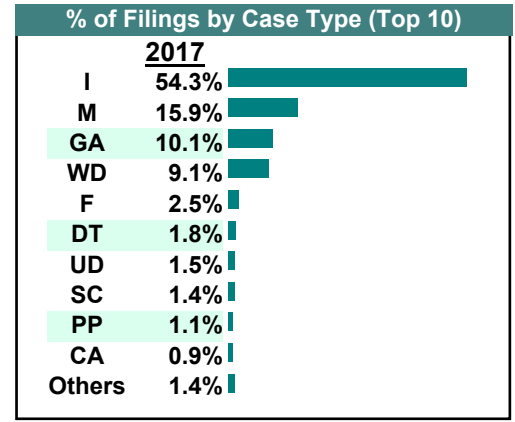
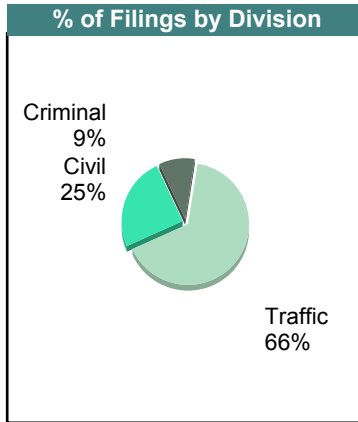
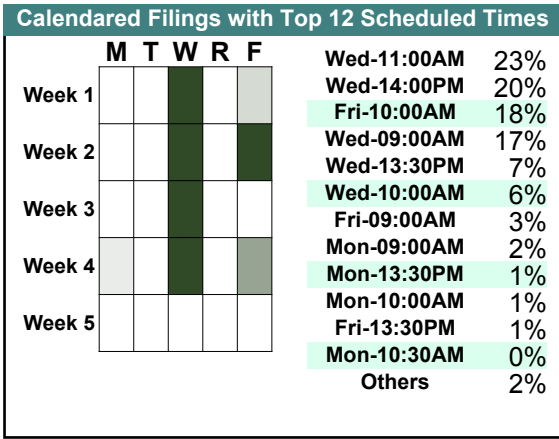
CASELOAD STATISTICS OF THE GENERAL DISTRICT COURTS

October 2017

Accomack

District: 32

		<u>Filings</u>	<u>Hearings</u>	<u>Transactions</u>	<u>Concluded</u>	<u>Cont</u>
<u>Criminal</u>						
Capias	CA	4	10	10	3	7
Civil Violation	CV	3	5	5	5	-
Felony	F	29	81	81	34	47
Misdemeanor	M	61	180	181	81	100
Show Cause	SC	12	19	19	5	14
Criminal Total		109	295	296	128	168
<u>Traffic</u>						
Capias	CA	7	16	16	8	8
Civil Violation	CV	2	2	2	2	-
Felony	F	0	2	2	1	1
Infraction	I	637	535	795	651	144
Misdemeanor	M	125	241	241	157	84
Show Cause	SC	2	3	3	1	2
Traffic Total		773	799	1,059	820	239
<u>Civil</u>						
Admin License	AL	3	0	3	3	-
Detinue	DT	21	24	32	25	7
Garnishment	GA	118	3	119	116	3
Interrogatory	IN	0	0	1	1	-
Other	OT	2	0	2	2	-
Protective Order	PO	6	0	6	6	-
Prelim Prot Order	PP	13	1	14	13	1
Show Cause	SC	3	1	4	3	1
Unlawful Detainer	UD	18	20	32	25	7
Warrant in Debt	WD	107	102	141	121	20
Civil Total		291	151	354	315	39
Accomack Totals		1,173	1,245	1,709	1,263	446



CASELOAD STATISTICS OF THE GENERAL DISTRICT COURTS

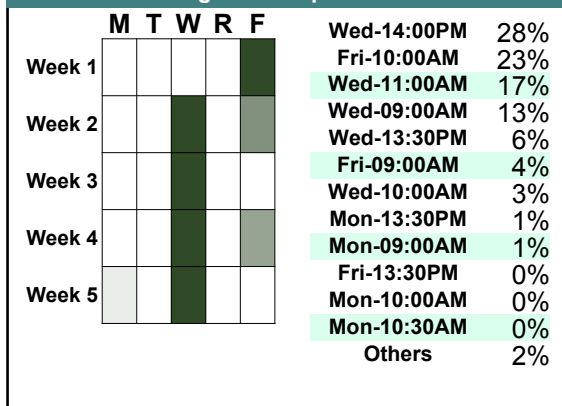
September 2017

Accomack

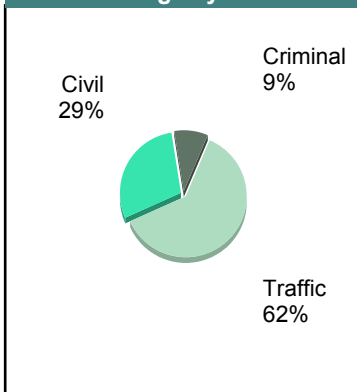
District: 32

		<u>Filings</u>	<u>Hearings</u>	<u>Transactions</u>	<u>Concluded</u>	<u>Cont</u>
<u>Criminal</u>						
Capias	CA	5	11	11	5	6
Civil Violation	CV	4	9	9	7	2
Felony	F	26	80	80	26	54
Misdemeanor	M	60	199	207	87	120
Show Cause	SC	7	18	18	8	10
Criminal Total		102	317	325	133	192
<u>Traffic</u>						
Capias	CA	4	10	10	4	6
Felony	F	1	5	5	2	3
Infraction	I	570	478	798	656	142
Misdemeanor	M	120	207	207	104	103
Show Cause	SC	0	1	1	1	-
Traffic Total		695	701	1,021	767	254
<u>Civil</u>						
Abstract	AJ	2	0	2	2	-
Admin License	AL	2	0	2	2	-
Detinue	DT	23	20	31	21	10
Garnishment	GA	106	2	108	106	2
Interrogatory	IN	3	1	3	2	1
Overweight	OC	1	0	1	1	-
Protective Order	PO	2	1	3	2	1
Prelim Prot Order	PP	4	2	6	4	2
Tenants Assertion	TA	0	1	1	1	-
Unlawful Detainer	UD	21	28	39	25	14
Warrant in Debt	WD	162	142	196	161	35
Civil Total		326	197	392	327	65
Accomack Totals		1,123	1,215	1,738	1,227	511

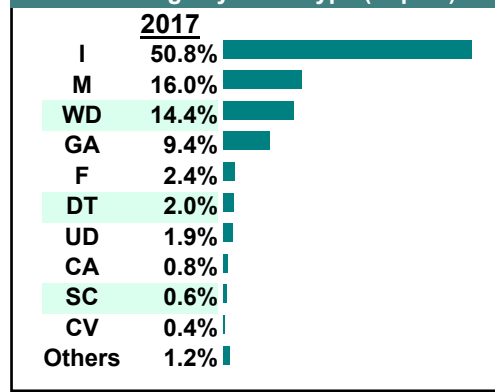
Calendar Filings with Top 12 Scheduled Times



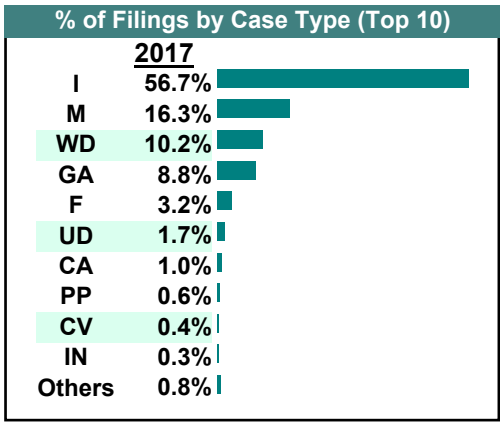
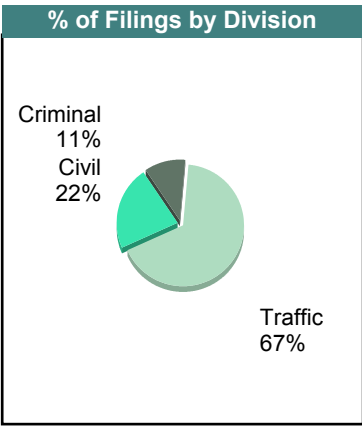
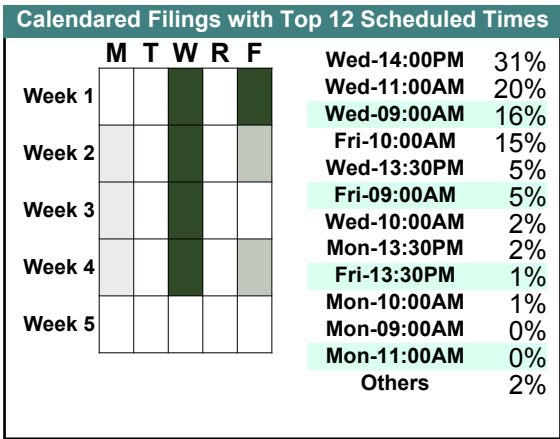
% of Filings by Division



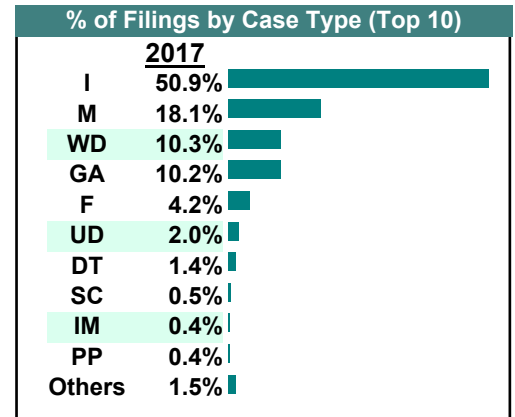
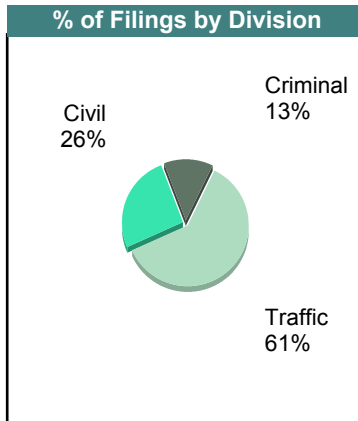
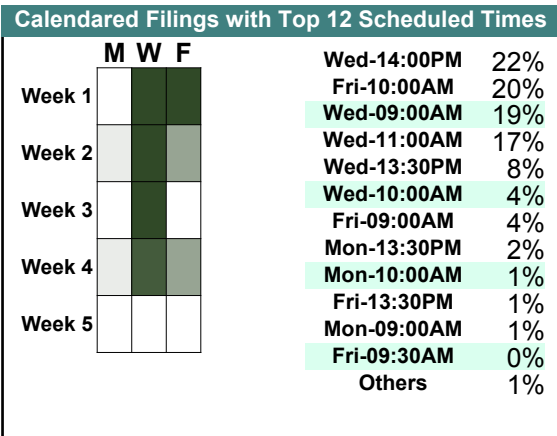
% of Filings by Case Type (Top 10)



		Filings	Hearings	Transactions	Concluded	Cont
<u>Criminal</u>						
Capias	CA	5	5	5	0	5
Civil Violation	CV	5	5	7	5	2
Felony	F	43	72	72	24	48
Misdemeanor	M	94	205	220	109	111
Show Cause	SC	1	6	6	2	4
Criminal Total		148	293	310	140	170
<u>Traffic</u>						
Capias	CA	8	17	17	8	9
Felony	F	1	1	1	0	1
Infraction	I	770	566	949	728	221
Misdemeanor	M	127	235	236	130	106
Show Cause	SC	1	2	2	0	2
Traffic Total		907	821	1,205	866	339
<u>Civil</u>						
Abstract	AJ	3	0	3	3	-
Admin License	AL	0	0	1	1	-
Detinue	DT	2	3	3	0	3
Garnishment	GA	119	3	121	118	3
Interrogatory	IN	4	2	4	2	2
Other	OT	0	1	2	2	-
Protective Order	PO	4	0	4	4	-
Prelim Prot Order	PP	8	4	14	10	4
Unlawful Detainer	UD	23	30	36	19	17
Warrant in Debt	WD	139	132	163	131	32
Civil Total		302	175	351	290	61
Accomack Totals		1,357	1,289	1,866	1,296	570



		<u>Filings</u>	<u>Hearings</u>	<u>Transactions</u>	<u>Concluded</u>	<u>Cont</u>
<u>Criminal</u>						
Capias	CA	0	5	5	3	2
Civil Violation	CV	3	5	5	2	3
Felony	F	57	100	100	61	39
Misdemeanor	M	113	232	235	73	162
Show Cause	SC	6	14	14	3	11
Criminal Total		179	356	359	142	217
<u>Traffic</u>						
Capias	CA	3	5	5	3	2
Civil Violation	CV	1	1	1	1	-
Felony	F	1	6	6	3	3
Infraction	I	697	554	830	664	166
Misdemeanor	M	135	201	201	107	94
Show Cause	SC	0	1	1	0	1
Traffic Total		837	768	1,044	778	266
<u>Civil</u>						
Admin License	AL	4	0	4	4	-
Detinue	DT	19	15	23	16	7
Garnishment	GA	140	1	141	140	1
Impoundment	IM	5	0	5	5	-
Interrogatory	IN	1	0	2	2	-
Overweight	OC	0	0	1	1	-
Other	OT	4	2	4	2	2
Protective Order	PO	4	0	4	4	-
Prelim Prot Order	PP	5	2	5	3	2
Show Cause	SC	1	1	2	1	1
Tenants Assertion	TA	1	1	1	0	1
Unlawful Detainer	UD	28	28	33	18	15
Warrant in Debt	WD	141	123	166	139	27
Civil Total		353	173	391	335	56
Accomack Totals		1,369	1,297	1,794	1,255	539



CASELOAD STATISTICS OF THE GENERAL DISTRICT COURTS

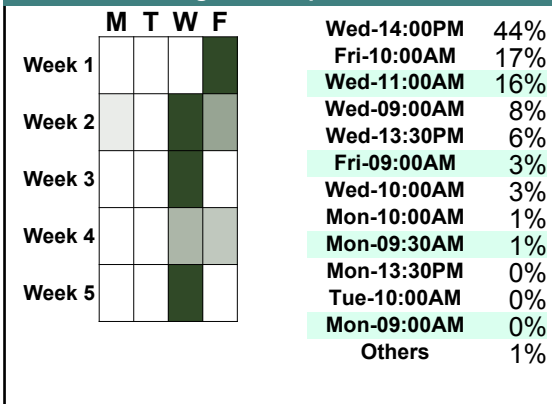
June 2017

Accomack

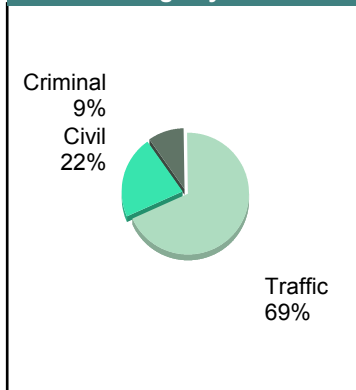
District: 32

		<u>Filings</u>	<u>Hearings</u>	<u>Transactions</u>	<u>Concluded</u>	<u>Cont</u>
<u>Criminal</u>						
Capias	CA	4	13	13	6	7
Civil Violation	CV	7	7	9	7	2
Felony	F	18	43	43	22	21
Misdemeanor	M	111	195	205	108	97
Show Cause	SC	2	12	12	6	6
Criminal Total		142	270	282	149	133
<u>Traffic</u>						
Capias	CA	1	8	8	3	5
Felony	F	2	4	4	0	4
Infraction	I	884	664	1,090	906	184
Misdemeanor	M	168	261	261	165	96
Show Cause	SC	1	2	2	1	1
Traffic Total		1,056	939	1,365	1,075	290
<u>Civil</u>						
Abstract	AJ	5	0	5	5	-
Admin License	AL	8	1	9	8	1
Detinue	DT	26	21	27	26	1
Garnishment	GA	118	0	119	119	-
Interrogatory	IN	1	0	1	1	-
Overweight	OC	3	1	4	3	1
Protective Order	PO	4	0	5	5	-
Prelim Prot Order	PP	2	1	4	3	1
Show Cause	SC	1	1	1	0	1
Unlawful Detainer	UD	19	14	27	19	8
Warrant in Debt	WD	152	147	179	155	24
Civil Total		339	186	381	344	37
Accomack Totals		1,537	1,395	2,028	1,568	460

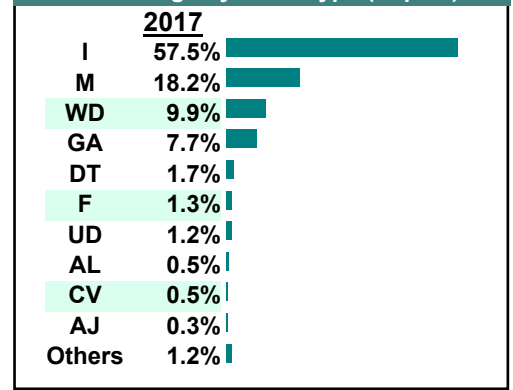
Calendarized Filings with Top 12 Scheduled Times



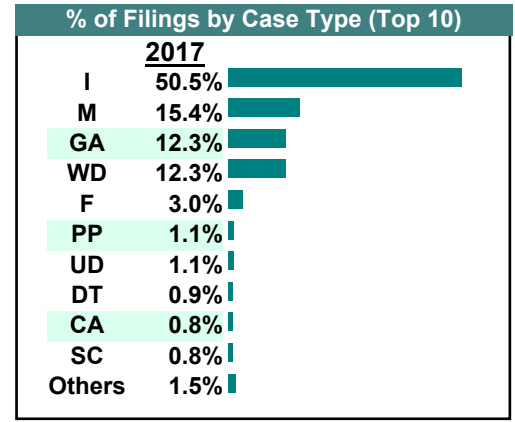
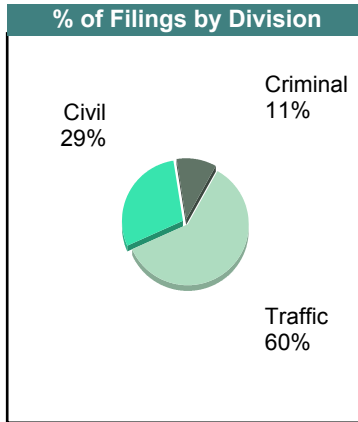
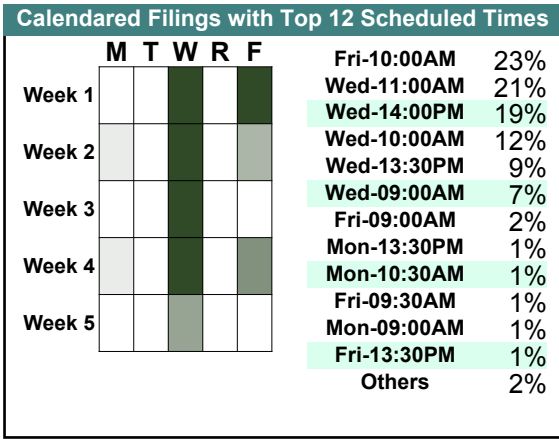
% of Filings by Division



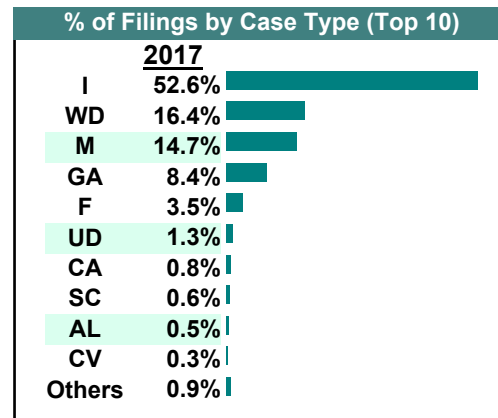
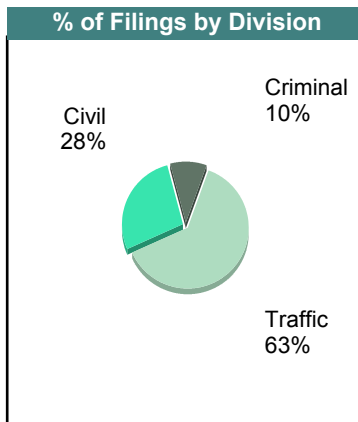
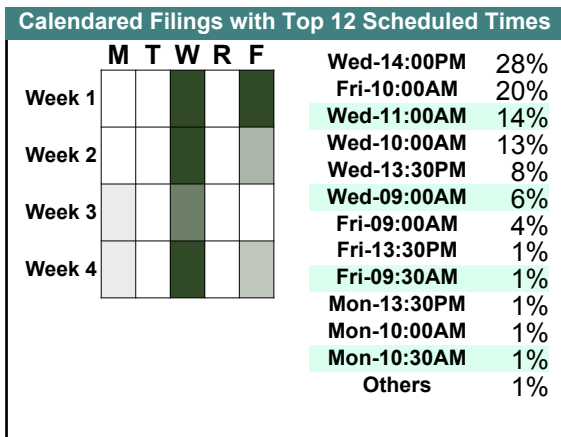
% of Filings by Case Type (Top 10)



		<u>Filings</u>	<u>Hearings</u>	<u>Transactions</u>	<u>Concluded</u>	<u>Cont</u>
<u>Criminal</u>						
Capias	CA	5	13	13	4	9
Civil Violation	CV	3	4	4	2	2
Felony	F	31	82	82	34	48
Misdemeanor	M	66	183	186	68	118
Show Cause	SC	7	27	27	7	20
Criminal Total		112	309	312	115	197
<u>Traffic</u>						
Capias	CA	4	10	10	4	6
Felony	F	1	3	3	2	1
Infraction	I	536	446	685	503	182
Misdemeanor	M	98	185	185	97	88
Show Cause	SC	1	1	1	0	1
Traffic Total		640	645	884	606	278
<u>Civil</u>						
Admin License	AL	7	1	7	6	1
Detinue	DT	10	14	17	14	3
Garnishment	GA	131	0	131	131	-
Impoundment	IM	2	0	2	2	-
Interrogatory	IN	1	1	2	1	1
Overweight	OC	2	1	2	1	1
Protective Order	PO	1	1	2	1	1
Prelim Prot Order	PP	12	6	17	11	6
Show Cause	SC	1	0	1	1	-
Unlawful Detainer	UD	12	19	22	14	8
Warrant in Debt	WD	131	123	152	129	23
Civil Total		310	166	355	311	44
Accomack Totals		1,062	1,120	1,551	1,032	519

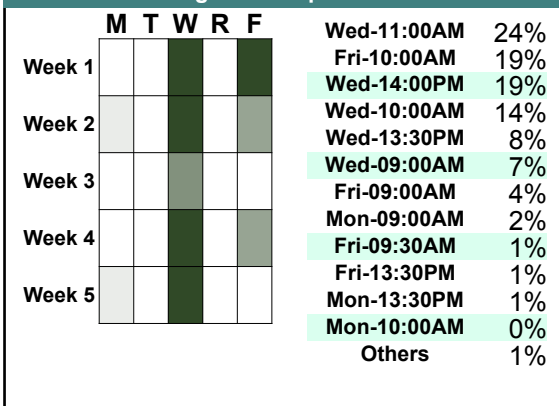


		<u>Filings</u>	<u>Hearings</u>	<u>Transactions</u>	<u>Concluded</u>	<u>Cont</u>
<u>Criminal</u>						
Capias	CA	5	12	12	4	8
Civil Violation	CV	3	4	4	0	4
Felony	F	37	91	91	55	36
Misdemeanor	M	56	141	145	56	89
Show Cause	SC	6	12	12	6	6
Criminal Total		107	260	264	121	143
<u>Traffic</u>						
Capias	CA	4	8	8	2	6
Felony	F	1	4	4	3	1
Infraction	I	576	438	730	571	159
Misdemeanor	M	105	170	170	86	84
Show Cause	SC	1	1	1	0	1
Traffic Total		687	621	913	662	251
<u>Civil</u>						
Abstract	AJ	2	0	2	2	-
Admin License	AL	6	0	6	6	-
Detinue	DT	1	9	11	3	8
Garnishment	GA	92	0	92	92	-
Impoundment	IM	2	0	2	2	-
Interrogatory	IN	1	0	1	1	-
Protective Order	PO	3	0	3	3	-
Prelim Prot Order	PP	1	0	2	2	-
Unlawful Detainer	UD	14	25	28	21	7
Warrant in Debt	WD	180	173	216	192	24
Civil Total		302	207	363	324	39
Accomack Totals		1,096	1,088	1,540	1,107	433

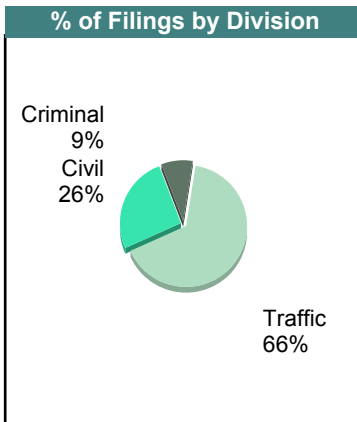


		<u>Filings</u>	<u>Hearings</u>	<u>Transactions</u>	<u>Concluded</u>	<u>Cont</u>
<u>Criminal</u>						
Capias	CA	2	11	11	4	7
Civil Violation	CV	4	7	7	7	-
Felony	F	18	72	72	27	45
Misdemeanor	M	59	171	176	92	84
Show Cause	SC	11	22	22	8	14
Criminal Total		94	283	288	138	150
<u>Traffic</u>						
Capias	CA	3	13	13	7	6
Felony	F	2	8	8	1	7
Infraction	I	592	417	703	551	152
Misdemeanor	M	128	225	225	120	105
Show Cause	SC	1	3	3	2	1
Traffic Total		726	666	952	681	271
<u>Civil</u>						
Abstract	AJ	1	0	1	1	-
Admin License	AL	5	0	5	5	-
Counter Claim	CC	1	1	1	1	-
Detinue	DT	32	26	37	28	9
Garnishment	GA	117	1	117	116	1
Interrogatory	IN	1	1	1	0	1
Overweight	OC	1	0	1	1	-
Protective Order	PO	7	1	8	7	1
Prelim Prot Order	PP	3	3	7	4	3
Unlawful Detainer	UD	20	34	36	19	17
Warrant in Debt	WD	96	103	130	104	26
Civil Total		284	170	344	286	58
Accomack Totals		1,104	1,119	1,584	1,105	479

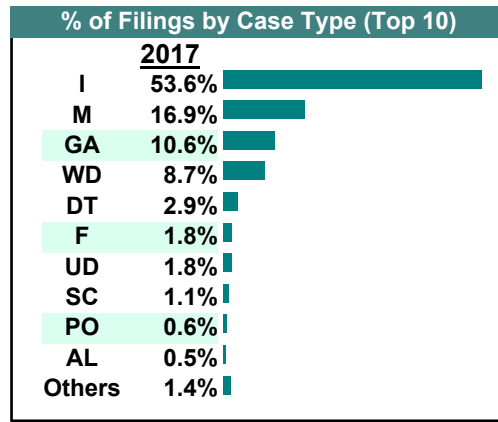
Calendared Filings with Top 12 Scheduled Times



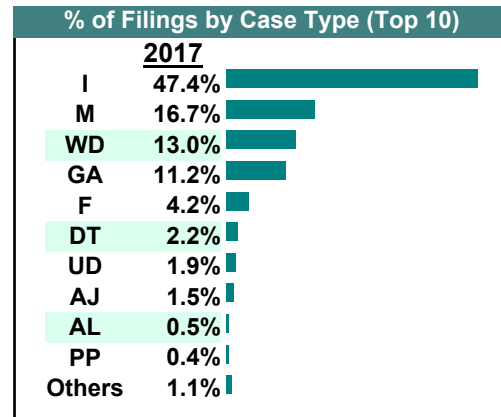
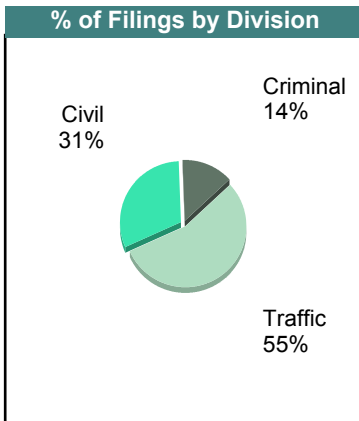
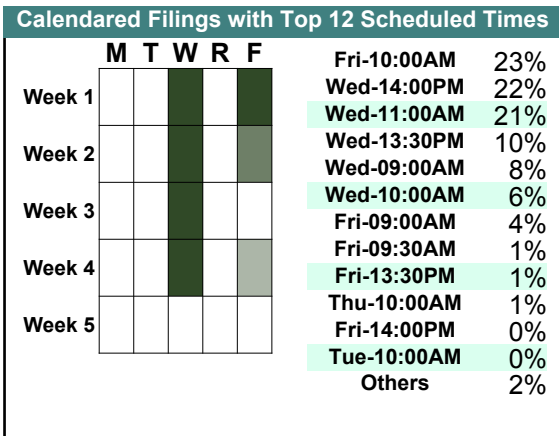
% of Filings by Division



% of Filings by Case Type (Top 10)



		Filings	Hearings	Transactions	Concluded	Cont
<u>Criminal</u>						
Capias	CA	1	2	2	0	2
Civil Violation	CV	1	2	3	2	1
Felony	F	41	81	81	18	63
Misdemeanor	M	93	165	168	67	101
Show Cause	SC	3	7	7	4	3
Criminal Total		139	257	261	91	170
<u>Traffic</u>						
Capias	CA	2	6	6	1	5
Felony	F	1	2	2	0	2
Infraction	I	480	431	604	476	128
Misdemeanor	M	76	129	129	71	58
Show Cause	SC	0	2	2	1	1
Traffic Total		559	570	743	549	194
<u>Civil</u>						
Abstract	AJ	15	0	15	15	-
Admin License	AL	5	0	5	5	-
Detinue	DT	22	16	23	18	5
Garnishment	GA	113	0	113	113	-
Other	OT	1	0	1	1	-
Protective Order	PO	3	0	3	3	-
Prelim Prot Order	PP	4	3	4	1	3
Unlawful Detainer	UD	19	25	33	18	15
Warrant in Debt	WD	132	125	157	125	32
Civil Total		314	169	354	299	55
Accomack Totals		1,012	996	1,358	939	419



CASELOAD STATISTICS OF THE GENERAL DISTRICT COURTS

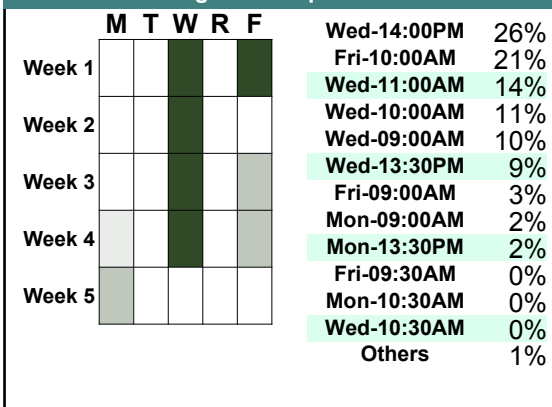
January 2017

Accomack

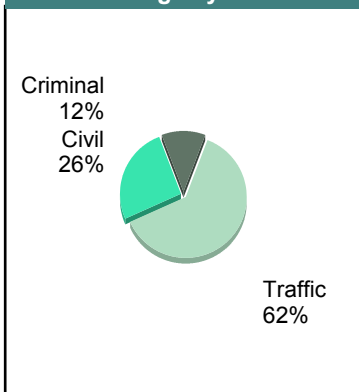
District: 32

		<u>Filings</u>	<u>Hearings</u>	<u>Transactions</u>	<u>Concluded</u>	<u>Cont</u>
<u>Criminal</u>						
Capias	CA	5	11	11	4	7
Civil Violation	CV	1	2	2	0	2
Felony	F	32	99	99	46	53
Misdemeanor	M	81	191	195	65	130
Show Cause	SC	13	18	18	4	14
Criminal Total		132	321	325	119	206
<u>Traffic</u>						
Capias	CA	5	12	12	4	8
Felony	F	2	5	5	0	5
Infraction	I	586	432	705	560	145
Misdemeanor	M	101	166	166	92	74
Show Cause	SC	0	1	1	0	1
Traffic Total		694	616	889	656	233
<u>Civil</u>						
Admin License	AL	2	0	2	2	-
Detinue	DT	2	5	5	4	1
Garnishment	GA	110	0	110	110	-
Impoundment	IM	3	0	3	3	-
Other	OT	1	0	1	1	-
Protective Order	PO	1	0	1	1	-
Prelim Prot Order	PP	1	1	2	1	1
Unlawful Detainer	UD	21	29	40	28	12
Warrant in Debt	WD	145	141	169	147	22
Civil Total		286	176	333	297	36
Accomack Totals		1,112	1,113	1,547	1,072	475

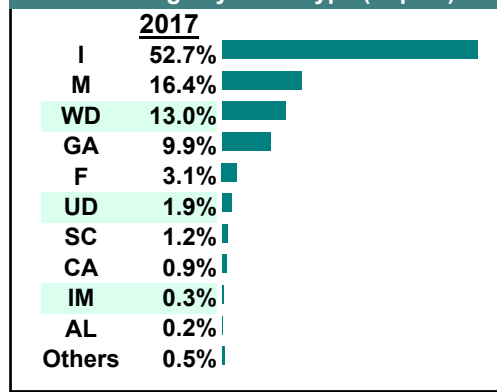
Calendared Filings with Top 12 Scheduled Times



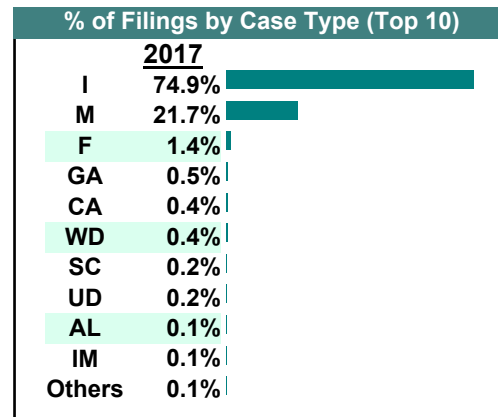
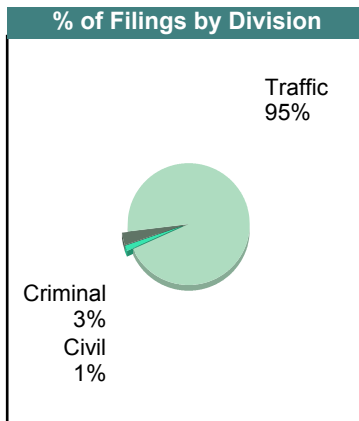
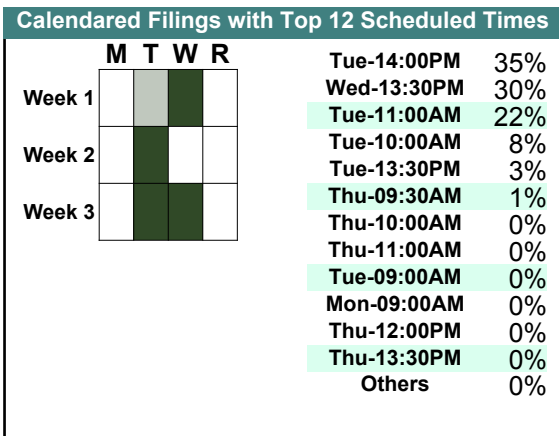
% of Filings by Division



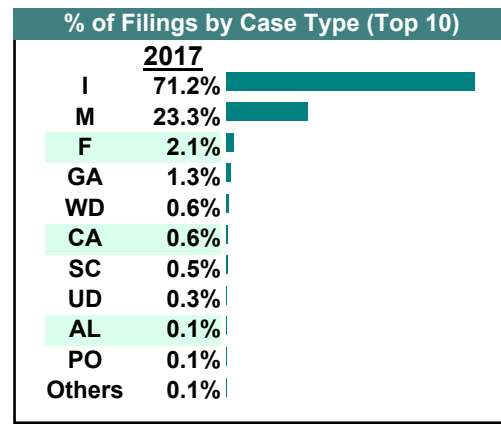
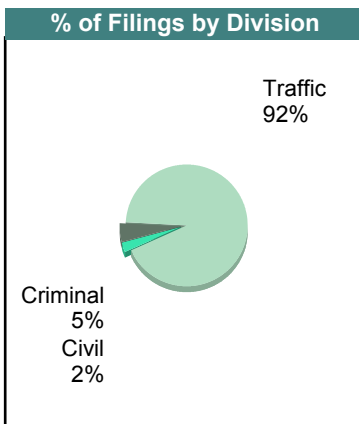
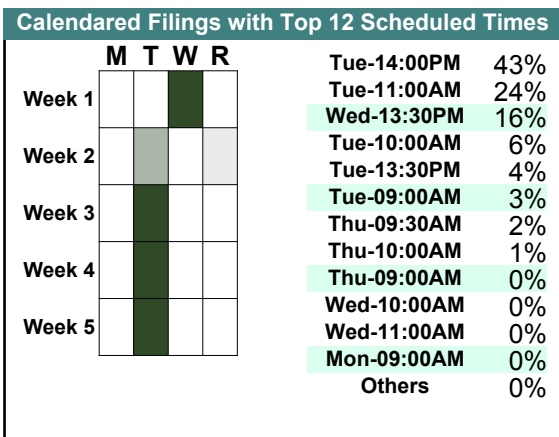
% of Filings by Case Type (Top 10)



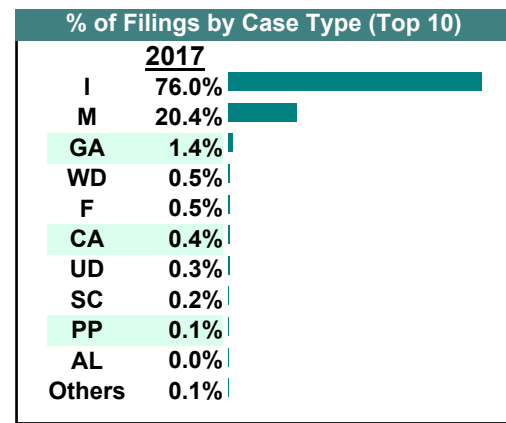
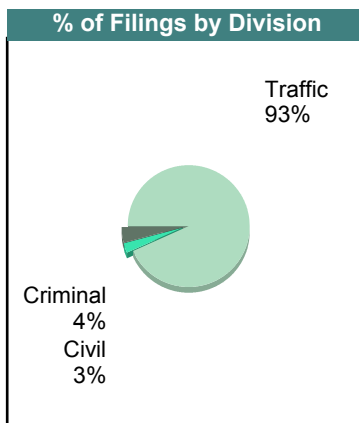
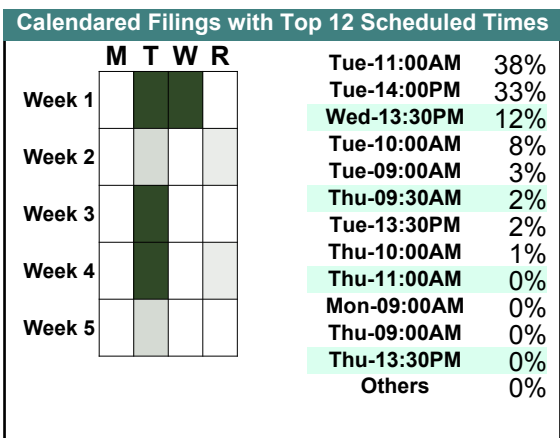
		<u>Filings</u>	<u>Hearings</u>	<u>Transactions</u>	<u>Concluded</u>	<u>Cont</u>
<u>Criminal</u>						
Capias	CA	0	4	4	2	2
Civil Violation	CV	1	1	1	0	1
Felony	F	24	36	36	18	17
Misdemeanor	M	33	58	61	29	32
Show Cause	SC	2	10	10	6	4
Criminal Total		60	109	112	55	56
<u>Traffic</u>						
Capias	CA	7	16	16	11	5
Infraction	I	1,322	817	1,642	1,350	286
Misdemeanor	M	350	506	509	362	143
Show Cause	SC	1	2	2	0	2
Traffic Total		1,680	1,341	2,169	1,723	436
<u>Civil</u>						
Admin License	AL	2	0	2	2	-
Garnishment	GA	8	0	8	8	-
Impoundment	IM	2	0	2	2	-
Prelim Prot Order	PP	1	0	1	1	-
Show Cause	SC	1	1	1	0	1
Unlawful Detainer	UD	3	5	7	5	1
Warrant in Debt	WD	7	9	12	7	4
Civil Total		24	15	33	25	6
Northampton Totals		1,764	1,465	2,314	1,803	498



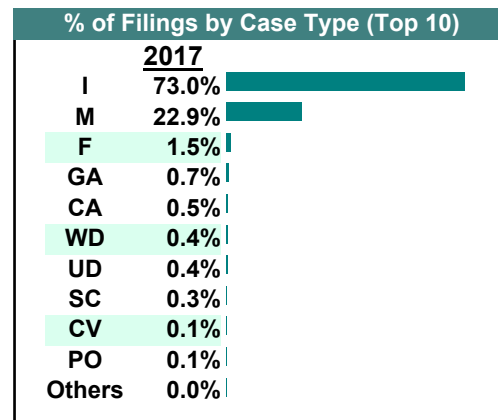
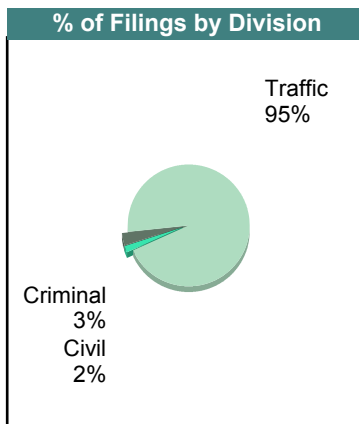
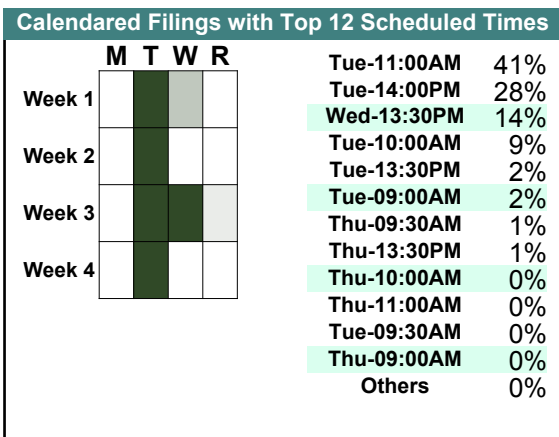
		<u>Filings</u>	<u>Hearings</u>	<u>Transactions</u>	<u>Concluded</u>	<u>Cont</u>
<u>Criminal</u>						
Capias	CA	3	8	8	5	3
Civil Violation	CV	1	1	1	1	-
Felony	F	32	50	50	29	20
Misdemeanor	M	40	74	80	50	30
Show Cause	SC	7	8	8	4	4
Criminal Total		83	141	147	89	57
<u>Traffic</u>						
Capias	CA	6	12	12	4	8
Felony	F	1	1	1	0	1
Infraction	I	1,138	717	1,436	1,141	289
Misdemeanor	M	332	527	530	362	168
Show Cause	SC	1	2	2	1	1
Traffic Total		1,478	1,259	1,981	1,508	467
<u>Civil</u>						
Admin License	AL	2	0	2	2	-
Garnishment	GA	20	0	20	20	-
Protective Order	PO	2	0	3	3	-
Unlawful Detainer	UD	4	8	12	9	1
Warrant in Debt	WD	10	13	16	6	4
Civil Total		38	21	53	40	5
Northampton Totals		1,599	1,421	2,181	1,637	529



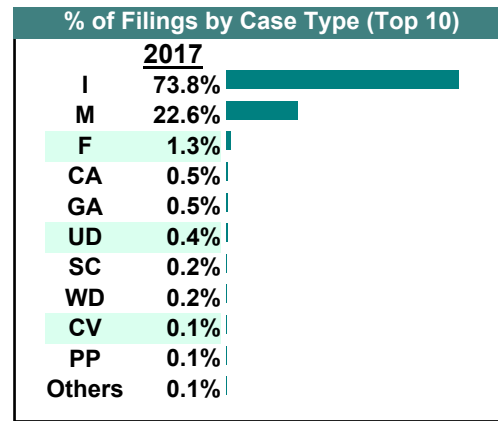
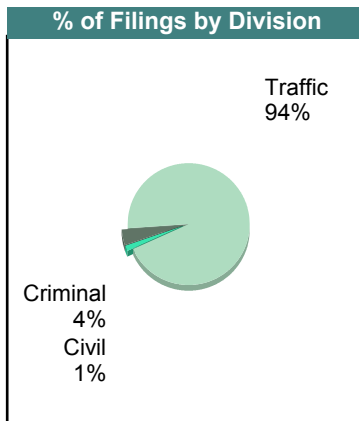
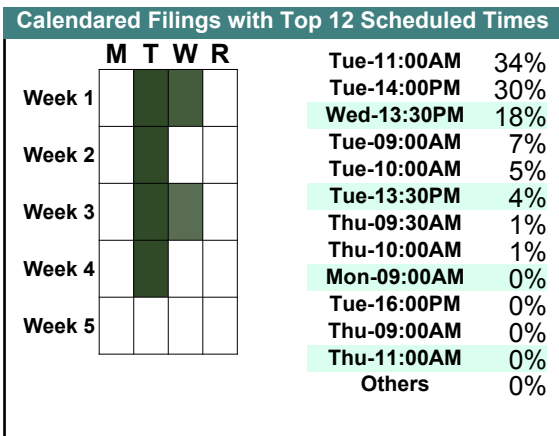
		Filings	Hearings	Transactions	Concluded	Cont
<u>Criminal</u>						
Capias	CA	5	11	11	4	7
Felony	F	10	67	67	49	18
Misdemeanor	M	63	92	108	64	43
Show Cause	SC	4	9	9	2	7
Criminal Total		82	179	195	119	75
<u>Traffic</u>						
Capias	CA	3	11	11	5	6
Felony	F	0	3	3	2	1
Infraction	I	1,552	867	1,824	1,490	326
Misdemeanor	M	354	574	575	388	187
Show Cause	SC	0	2	2	1	1
Traffic Total		1,909	1,457	2,415	1,886	521
<u>Civil</u>						
Admin License	AL	1	0	1	1	-
Garnishment	GA	29	0	29	29	-
Impoundment	IM	1	0	1	1	-
Protective Order	PO	1	0	1	1	-
Prelim Prot Order	PP	2	0	2	2	-
Unlawful Detainer	UD	7	9	10	4	6
Warrant in Debt	WD	11	11	17	15	2
Civil Total		52	20	61	53	8
Northampton Totals		2,043	1,656	2,671	2,058	604



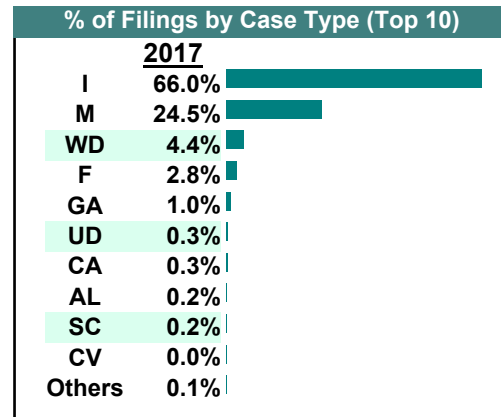
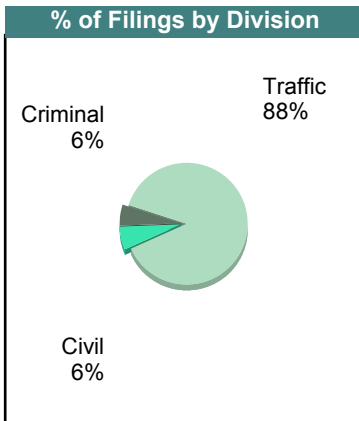
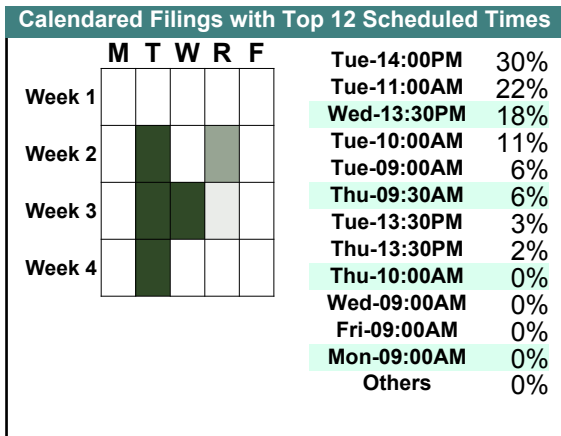
		<u>Filings</u>	<u>Hearings</u>	<u>Transactions</u>	<u>Concluded</u>	<u>Cont</u>
<u>Criminal</u>						
Capias	CA	6	11	11	5	6
Civil Violation	CV	3	6	6	6	-
Felony	F	36	90	90	16	74
Misdemeanor	M	35	82	96	55	41
Show Cause	SC	7	13	13	7	6
Criminal Total		87	202	216	89	127
<u>Traffic</u>						
Capias	CA	7	24	24	15	9
Felony	F	1	4	4	1	3
Infraction	I	1,820	1,007	2,100	1,779	314
Misdemeanor	M	537	757	757	520	235
Traffic Total		2,365	1,792	2,885	2,315	561
<u>Civil</u>						
Garnishment	GA	17	1	17	16	-
Interrogatory	IN	0	1	1	0	-
Protective Order	PO	2	0	2	2	-
Prelim Prot Order	PP	1	0	2	2	-
Unlawful Detainer	UD	10	13	15	6	7
Warrant in Debt	WD	11	10	17	14	3
Civil Total		41	25	54	40	10
Northampton Totals		2,493	2,019	3,155	2,444	698



		<u>Filings</u>	<u>Hearings</u>	<u>Transactions</u>	<u>Concluded</u>	<u>Cont</u>
<u>Criminal</u>						
Capias	CA	4	6	6	2	3
Civil Violation	CV	3	2	3	3	-
Felony	F	26	54	54	42	12
Misdemeanor	M	53	119	124	82	42
Show Cause	SC	5	11	11	7	4
Criminal Total		91	192	198	136	61
<u>Traffic</u>						
Capias	CA	6	14	14	5	9
Felony	F	3	4	4	2	2
Infraction	I	1,601	859	1,830	1,571	259
Misdemeanor	M	438	628	628	437	191
Traffic Total		2,048	1,505	2,476	2,015	461
<u>Civil</u>						
Admin License	AL	2	0	2	2	-
Detinue	DT	0	2	2	1	1
Garnishment	GA	10	0	10	10	-
Protective Order	PO	1	0	1	1	-
Prelim Prot Order	PP	3	3	4	1	2
Unlawful Detainer	UD	8	8	10	6	4
Warrant in Debt	WD	5	6	10	6	4
Civil Total		29	19	39	27	11
Northampton Totals		2,168	1,716	2,713	2,178	533



		Filings	Hearings	Transactions	Concluded	Cont
<u>Criminal</u>						
Capias	CA	3	9	9	9	-
Civil Violation	CV	1	8	8	3	5
Felony	F	56	76	76	25	51
Misdemeanor	M	52	103	107	57	50
Show Cause	SC	3	8	8	3	5
Criminal Total		115	204	208	97	111
<u>Traffic</u>						
Capias	CA	3	16	16	6	9
Felony	F	1	1	1	0	1
Infraction	I	1,367	779	1,572	1,323	246
Misdemeanor	M	456	628	628	423	205
Show Cause	SC	1	4	4	2	2
Traffic Total		1,828	1,428	2,221	1,754	463
<u>Civil</u>						
Admin License	AL	5	0	5	5	-
Detinue	DT	0	2	2	1	1
Garnishment	GA	21	0	21	21	-
Impoundment	IM	1	0	1	1	-
Other	OT	1	0	1	1	-
Protective Order	PO	1	0	1	1	-
Show Cause	SC	0	0	1	1	-
Unlawful Detainer	UD	7	6	11	8	3
Warrant in Debt	WD	91	90	106	87	17
Civil Total		127	98	149	126	21
Northampton Totals		2,070	1,730	2,578	1,977	595



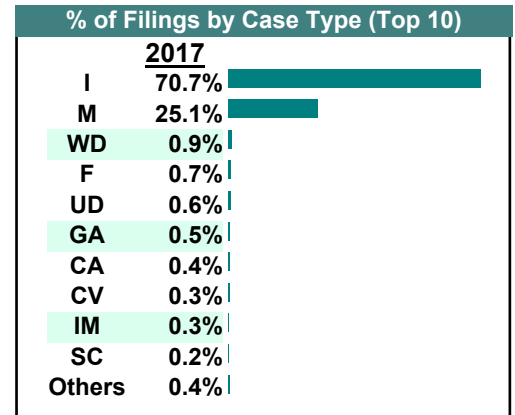
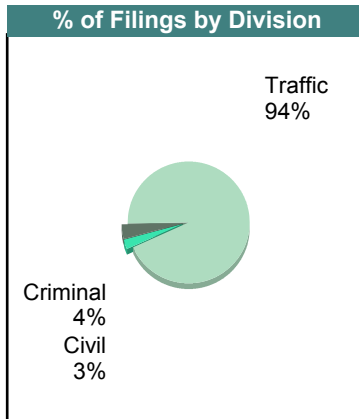
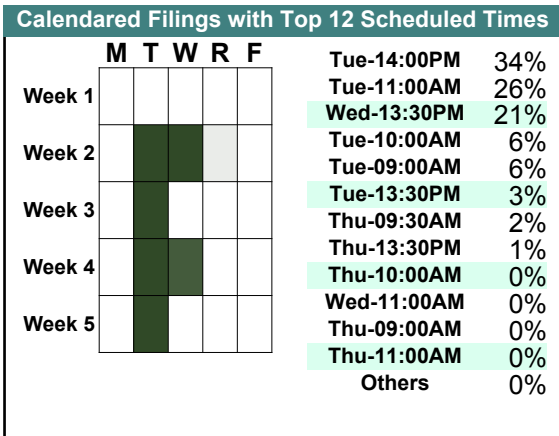
CASELOAD STATISTICS OF THE GENERAL DISTRICT COURTS

June 2017

Northampton

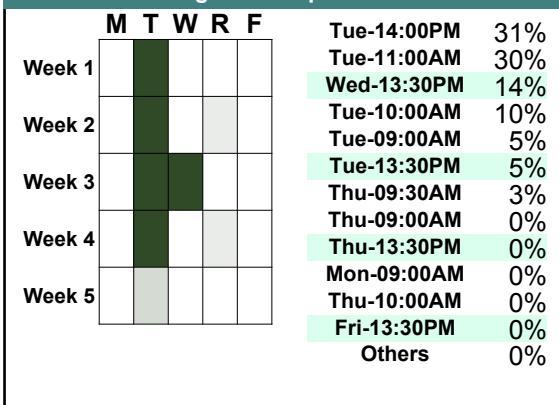
District: 32

		<u>Filings</u>	<u>Hearings</u>	<u>Transactions</u>	<u>Concluded</u>	<u>Cont</u>
<u>Criminal</u>						
Capias	CA	0	5	5	3	2
Civil Violation	CV	6	7	7	3	4
Felony	F	12	47	47	37	10
Misdemeanor	M	52	178	181	76	105
Show Cause	SC	4	12	12	3	9
Criminal Total		74	249	252	122	130
<u>Traffic</u>						
Capias	CA	7	15	15	4	11
Felony	F	1	2	2	2	-
Infraction	I	1,349	752	1,584	1,338	243
Misdemeanor	M	428	593	593	406	186
Traffic Total		1,785	1,362	2,194	1,750	440
<u>Civil</u>						
Abstract	AJ	1	0	1	1	-
Garnishment	GA	9	0	9	9	-
Impoundment	IM	5	0	5	5	-
Interrogatory	IN	1	1	1	0	1
Other	OT	3	0	3	3	-
Protective Order	PO	2	1	3	2	1
Prelim Prot Order	PP	1	0	2	2	-
Unlawful Detainer	UD	11	10	21	18	3
Warrant in Debt	WD	17	20	25	18	7
Civil Total		50	32	70	58	12
Northampton Totals		1,909	1,643	2,516	1,930	582

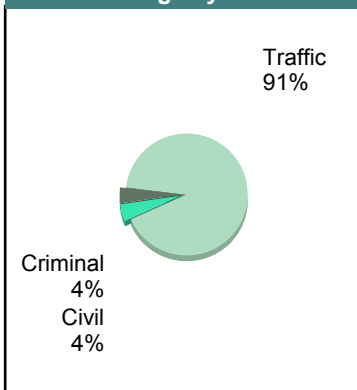


		Filings	Hearings	Transactions	Concluded	Cont
<u>Criminal</u>						
Capias	CA	4	10	10	1	9
Civil Violation	CV	0	4	4	2	2
Felony	F	20	32	32	5	27
Misdemeanor	M	49	106	106	27	78
Show Cause	SC	1	4	4	2	2
Criminal Total		74	156	156	37	118
<u>Traffic</u>						
Capias	CA	13	25	25	13	12
Infraction	I	1,183	665	1,386	1,175	211
Misdemeanor	M	328	486	486	311	175
Show Cause	SC	2	3	3	1	2
Traffic Total		1,526	1,179	1,900	1,500	400
<u>Civil</u>						
Abstract	AJ	1	0	1	1	-
Admin License	AL	4	0	4	4	-
Detinue	DT	2	1	2	1	1
Garnishment	GA	15	0	15	15	-
Impoundment	IM	1	0	1	1	-
Interrogatory	IN	1	0	1	1	-
Protective Order	PO	1	1	4	3	1
Prelim Prot Order	PP	7	2	9	7	2
Unlawful Detainer	UD	5	8	8	3	5
Warrant in Debt	WD	35	32	42	31	11
Civil Total		72	44	87	67	20
Northampton Totals		1,672	1,379	2,143	1,604	538

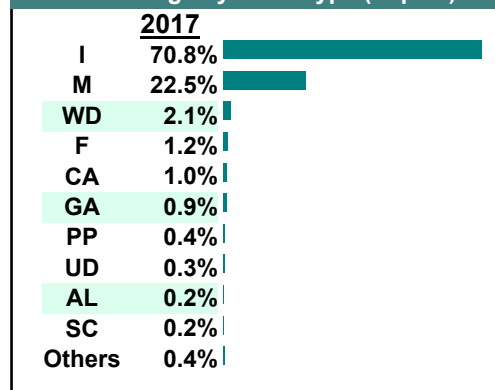
Calendared Filings with Top 12 Scheduled Times



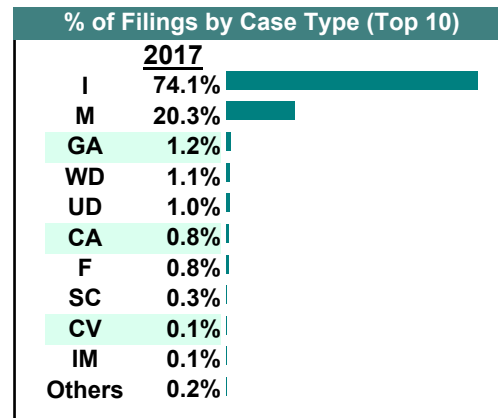
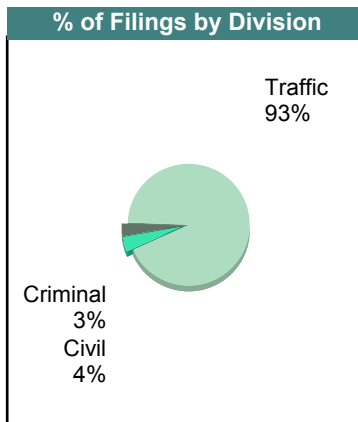
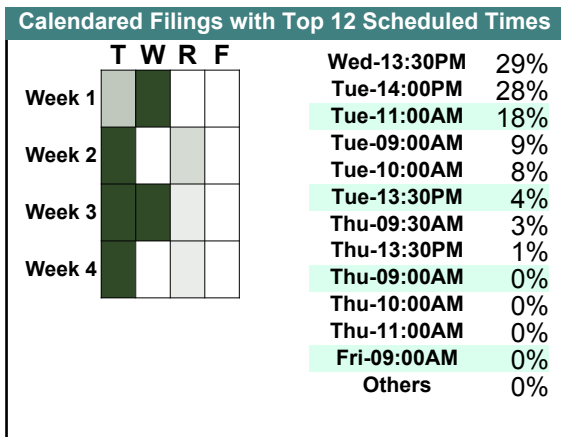
% of Filings by Division



% of Filings by Case Type (Top 10)



		<u>Filings</u>	<u>Hearings</u>	<u>Transactions</u>	<u>Concluded</u>	<u>Cont</u>
<u>Criminal</u>						
Capias	CA	3	9	9	4	5
Civil Violation	CV	2	2	2	0	2
Felony	F	12	35	35	5	30
Misdemeanor	M	32	84	85	26	59
Show Cause	SC	3	6	6	0	6
Criminal Total		52	136	137	35	102
<u>Traffic</u>						
Capias	CA	7	21	21	9	12
Felony	F	0	1	1	0	1
Infraction	I	1,154	624	1,321	1,109	211
Misdemeanor	M	284	420	420	261	158
Show Cause	SC	1	4	4	3	1
Traffic Total		1,446	1,070	1,767	1,382	383
<u>Civil</u>						
Admin License	AL	1	0	1	1	-
Capias	CA	2	0	2	2	-
Detinue	DT	1	1	1	0	1
Garnishment	GA	19	2	19	17	-
Impoundment	IM	2	0	2	2	-
Other	OT	1	0	1	1	-
Protective Order	PO	0	2	2	0	2
Prelim Prot Order	PP	0	0	2	2	-
Unlawful Detainer	UD	16	14	23	12	11
Warrant in Debt	WD	17	21	31	23	8
Civil Total		59	40	84	60	22
Northampton Totals		1,557	1,246	1,988	1,477	507



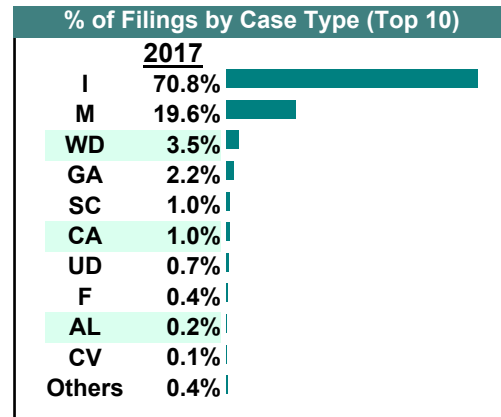
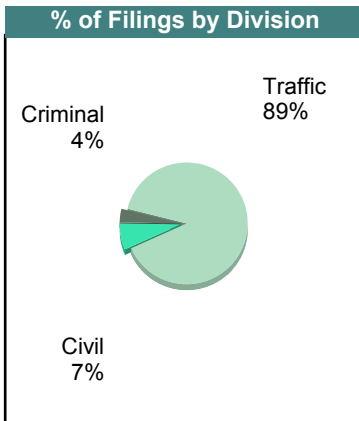
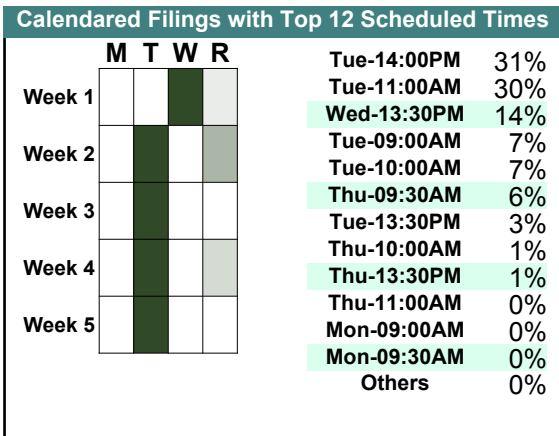
CASELOAD STATISTICS OF THE GENERAL DISTRICT COURTS

March 2017

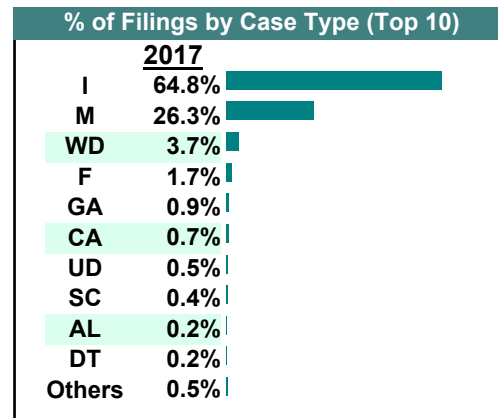
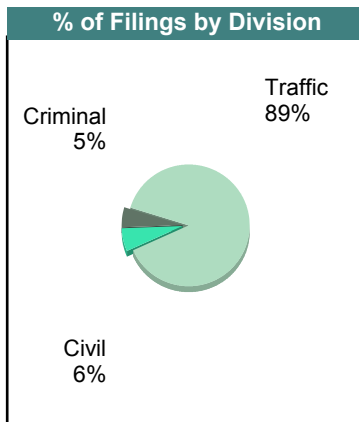
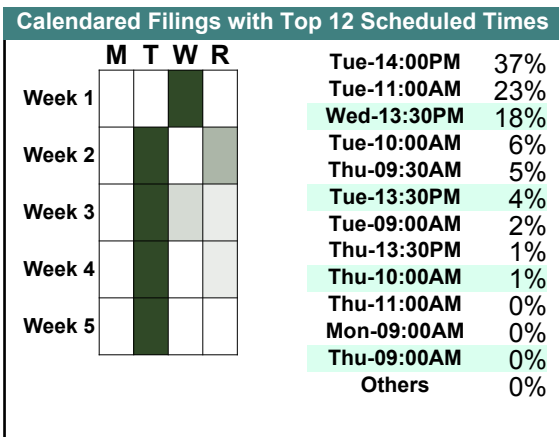
Northampton

District: 32

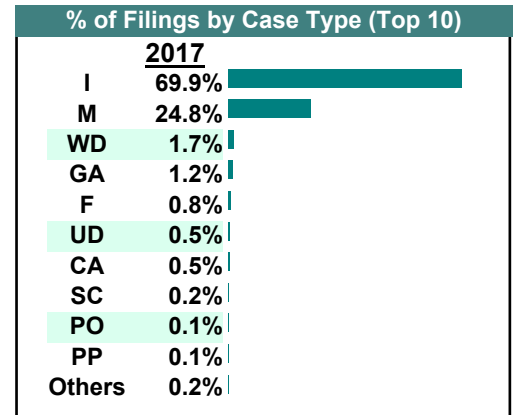
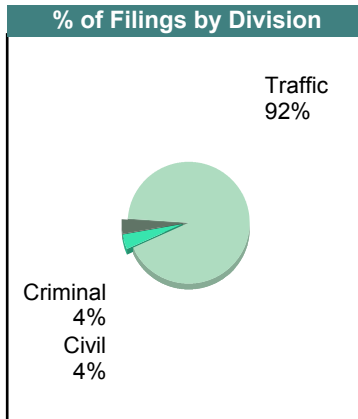
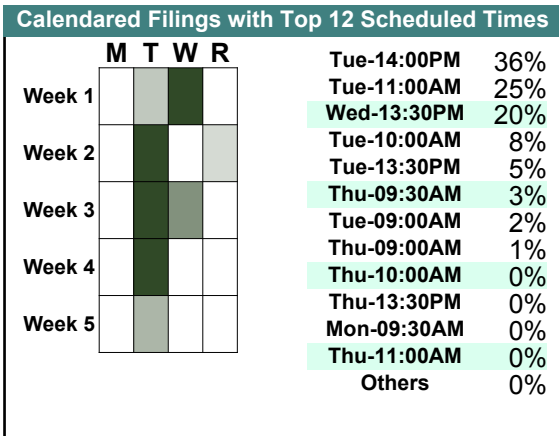
		<u>Filings</u>	<u>Hearings</u>	<u>Transactions</u>	<u>Concluded</u>	<u>Cont</u>
<u>Criminal</u>						
Capias	CA	6	9	9	3	6
Civil Violation	CV	2	2	2	0	2
Felony	F	6	30	30	16	14
Misdemeanor	M	26	114	115	17	98
Show Cause	SC	10	14	14	8	6
Criminal Total		50	169	170	44	126
<u>Traffic</u>						
Capias	CA	7	17	17	9	8
Felony	F	0	1	1	0	1
Infraction	I	963	654	1,199	999	198
Misdemeanor	M	241	419	419	284	134
Show Cause	SC	4	5	5	1	4
Traffic Total		1,215	1,096	1,641	1,293	345
<u>Civil</u>						
Admin License	AL	3	0	3	3	-
Detinue	DT	2	2	2	2	-
Garnishment	GA	30	2	32	30	2
Interrogatory	IN	1	0	1	1	-
Protective Order	PO	2	3	3	0	3
Prelim Prot Order	PP	1	4	4	0	4
Show Cause	SC	0	0	2	2	-
Unlawful Detainer	UD	9	8	14	10	4
Warrant in Debt	WD	47	25	53	43	10
Civil Total		95	44	114	91	23
Northampton Totals		1,360	1,309	1,925	1,428	494



		<u>Filings</u>	<u>Hearings</u>	<u>Transactions</u>	<u>Concluded</u>	<u>Cont</u>
<u>Criminal</u>						
Capias	CA	3	5	5	3	2
Civil Violation	CV	1	1	1	1	-
Felony	F	22	50	50	14	36
Misdemeanor	M	38	93	93	46	47
Show Cause	SC	2	6	6	3	3
Criminal Total		66	155	155	67	88
<u>Traffic</u>						
Capias	CA	6	16	16	4	12
Felony	F	0	1	1	0	1
Infraction	I	825	665	1,178	969	208
Misdemeanor	M	297	541	541	356	182
Show Cause	SC	0	1	1	0	1
Traffic Total		1,128	1,224	1,737	1,329	404
<u>Civil</u>						
Admin License	AL	3	0	3	3	-
Detinue	DT	3	3	3	3	-
Garnishment	GA	11	0	11	11	-
Impoundment	IM	1	0	1	1	-
Other	OT	1	0	1	1	-
Protective Order	PO	2	1	2	1	1
Prelim Prot Order	PP	2	3	3	0	3
Show Cause	SC	3	3	3	0	3
Unlawful Detainer	UD	6	3	6	3	3
Warrant in Debt	WD	47	47	53	49	4
Civil Total		79	60	86	72	14
Northampton Totals		1,273	1,439	1,978	1,468	506



		<u>Filings</u>	<u>Hearings</u>	<u>Transactions</u>	<u>Concluded</u>	<u>Cont</u>
<u>Criminal</u>						
Capias	CA	2	6	6	2	4
Civil Violation	CV	0	1	1	1	-
Felony	F	11	27	27	12	15
Misdemeanor	M	42	122	123	24	99
Show Cause	SC	2	9	9	4	5
Criminal Total		57	165	166	43	123
<u>Traffic</u>						
Capias	CA	5	16	16	6	10
Felony	F	1	1	1	0	1
Infraction	I	1,070	782	1,390	1,032	358
Misdemeanor	M	337	520	520	300	220
Show Cause	SC	1	2	2	1	1
Traffic Total		1,414	1,321	1,929	1,339	590
<u>Civil</u>						
Abstract	AJ	1	0	1	1	-
Admin License	AL	1	0	1	1	-
Detinue	DT	1	1	1	1	-
Garnishment	GA	19	0	20	20	-
Protective Order	PO	2	1	3	2	1
Prelim Prot Order	PP	2	1	4	3	1
Unlawful Detainer	UD	8	4	9	5	4
Warrant in Debt	WD	26	25	35	30	5
Civil Total		60	32	74	63	11
Northampton Totals		1,531	1,518	2,169	1,445	724



Filings by Court & Division

	<u>Accomack</u>		<u>Northampton</u>		<u>Total</u>
C Misdemeanor	903	64%	515	36%	1,418
Felony	376	58%	267	42%	643
Show Cause	75	60%	50	40%	125
Capias	56	59%	39	41%	95
Civil Violation	38	66%	20	34%	58
Total	1,448	62%	891	38%	2,339
T Infraction	7,427	33%	15,344	67%	22,771
Misdemeanor	1,352	24%	4,382	76%	5,734
Capias	49	39%	77	61%	126
Show Cause	11	50%	11	50%	22
Felony	12	60%	8	40%	20
Civil Violation	3	100%	-	0%	3
Total	8,854	31%	19,822	69%	28,676
V Warrant in Debt	1,601	83%	324	17%	1,925
Garnishment	1,426	87%	208	13%	1,634
Unlawful Detainer	239	72%	94	28%	333
Detinue	195	96%	9	4%	204
Prelim Prot Order	68	77%	20	23%	88
Admin License	46	66%	24	34%	70
Protective Order	49	75%	16	25%	65
Abstract	29	91%	3	9%	32
Impoundment	13	50%	13	50%	26
Interrogatory	12	80%	3	20%	15
Other	9	60%	6	40%	15
Show Cause	7	64%	4	36%	11
Overweight	8	100%	-	0%	8
Capias	-	0%	2	100%	2
Counter Claim	1	100%	-	0%	1
Tenants Assertion	1	100%	-	0%	1
Total	3,704	84%	726	16%	4,430
Total	14,006	40%	21,439	60%	35,445