

2024 Overall GRAND TOTAL		Distribution of Caseload			Change*		Percentage (%) of Caseload		
<b>218,570</b>	-3,147 -1.4%	<b>Adult</b>	111,200	51%	-0.2% ▼	-222	<b>Adult</b>	50.3%	50.9%
		<b>Juvenile</b>	107,370	49%	-2.7% ▼	-2,925	<b>Juvenile</b>	49.7%	49.1%
		<b>GRAND TOTAL</b>	<b>218,570</b>	100%	-1.4% ▼	-3,147	<b>GRAND TOTAL</b>	100%	100%

Filings by Division & Code

Division	Case Type Description	Code	Summary	Change	% Change	Absolute Change
<b>Adult</b>	Misdemeanor	CM	25,160	▼	-0.2%	-40
	Civil Support	VS	20,599	▼	-0.9%	-194
	Other	OT	19,251	▼	-6.8%	-1,414
	Show Cause	SC	19,197	▲	+7.9%	+1,413
	Family Abuse - Protective Order	FP	8,389	▼	-0.5%	-39
	Felony	CF	8,240	▲	+7.1%	+547
	Capias	CA	5,912	▼	-9.0%	-585
	Remand Support	RS	1,809	▲	+13.3%	+212
	Motion - Protective Order	MP	1,131	▼	-4.5%	-53
	Non-Family Abuse Protective Order	AP	713	▼	-5.7%	-43
	Violation of Protective Order	PV	501	▼	-9.2%	-51
	Protective Order	PC	102	▲	+21.4%	+18
	Restricted License for Non-Support	SL	85	↔		-
	Bond Forfeiture	BF	48	▼	-7.7%	-4
	Violation Family Abuse Protective Order	PS	40	▲	+17.6%	+6
	Criminal Support	CS	12	▼	-7.7%	-1
	Emergency Custody Order	EC	7	▲	-	+7
	Return of Desposit (Bondsman)	RD	2	▲	-	+2
	Emergency Substantial Risk Order	SR	1	▼	-75.0%	-3
	Mental Commitment	MC	1	▲	-	+1
Temporary Detention Order	TD	0	▼	-100.0%	-1	
	<b>Total</b>		<b>111,200</b>	▼	<b>-0.2%</b>	<b>-222</b>
<b>Juvenile</b>	Custody Visitation	CV	58,610	▼	-5.5%	-3,423
	Misdemeanor	DM	11,580	▲	+5.7%	+620
	Traffic	T	5,220	▼	-5.9%	-328
	Felony	DF	3,837	▼	-8.7%	-365
	Status	ST	2,848	▼	-13.4%	-441
	Abuse and Neglect	AN	2,625	▼	-3.1%	-83
	Remand Custody	RC	2,501	▲	+6.0%	+141
	Remand Visitation	RV	2,287	▲	+12.9%	+262
	Permanency Planning	PH	2,181	▲	+6.4%	+132
	Foster Care Review	FC	1,939	▲	+1.9%	+36
	Paternity	PT	1,834	▼	-4.4%	-84
	Truancy	TR	1,802	▲	+6.1%	+104
	Initial Foster Care	IF	1,145	▲	+12.0%	+123
	Terminate Parental Rights	TP	1,040	▲	+12.9%	+119
	Motion - Protective Order	MP	973	▲	+3.0%	+28
	Non-Family Abuse Protective Order	AP	954	▲	+9.4%	+82
	Show Cause	SC	853	▲	+3.4%	+28
	Child In Need of Services	CS	771	▼	-0.6%	-5
	Special Immigrant Juvenile Status	SI	726	▲	+54.1%	+255
	Temporary Detention Order	TD	724	▼	-19.0%	-170
	Civil Violation	CI	515	▲	+19.5%	+84
	Mental Commitment	MC	480	▼	-11.6%	-63
	Other	OT	357	▲	+12.6%	+40
	Emergency Custody Order	EC	331	▼	-24.4%	-107
	Voluntary Continuing Services and Support Agree	VA	323	▲	+20.5%	+55
	Entrustment	ET	221	▲	+87.3%	+103
	Relief of Custody	CR	207	▲	+11.9%	+22
	Capias	CA	181	▲	+5.8%	+10
	Child at Risk	RI	151	▲	+13.5%	+18
	Family Abuse - Protective Order	FP	102	▲	+36.0%	+27
	Emancipation	EP	23	▼	-20.7%	-6

\* Compared to same time period as previous year

\*\* Case Type Categories are defined in the 2017 Virginia Judicial Workload Assessment

			Summary	Change	% Change	Absolute Change
<b>Juvenile</b>	Restoration of Parental Rights	RR	8	▲	+300.0%	+6
	Juvenile Support	JS	7	▼	-22.2%	-2
	Violation Family Abuse Protective Order	PS	6	▲	+200.0%	+4
	Protective Order	PC	3	▼	-25.0%	-1
	Qualified Residential Treatment	QR	2	▼	-98.6%	-145
	Restricted Operators License	RL	2	▲	+100.0%	+1
	Violation of Protective Order	PV	1	▼	-66.7%	-2
	Total		<b>107,370</b>	▼	<b>-2.7%</b>	<b>-2,925</b>
<b>GRAND TOTAL</b>			<b>218,570</b>	▼	<b>-1.4%</b>	<b>-3,147</b>

**Filings by Major Case Category\*\***

Category			Summary	Change	% Change	Absolute Change
Adult Criminal			51,695	▲	+0.4%	+227
Child Dependency			9,834	▲	+4.0%	+380
Child in Need of Services/Supervision			2,676	▲	+4.4%	+113
Custody and Visitation			60,455	▲	-5.5%	-3,506
Delinquency			16,347	▲	+1.7%	+279
Juvenile Miscellaneous			2,879	▲	-13.3%	-440
New to Workload Study			1,242	▼	+37.1%	+336
Other			27,750	▲	-3.8%	-1,091
Protective Orders			12,262	▲	+0.0%	+2
Support			28,208	▼	+3.2%	+880
Traffic			5,222	▲	-5.9%	-327
<b>GRAND TOTAL</b>			<b>218,570</b>	▼	<b>-1.4%</b>	<b>-3,147</b>

\* Compared to same time period as previous year  
 7/11/2024 12:30:55PM

\*\* Case Type Categories are defined in the 2017 Virginia Judicial Workload Assessment  
 Source: SCV-SQL-Information

2024 Overall GRAND TOTAL		Distribution of Caseload			Change*		Percentage (%) of Caseload		
<b>7,614</b>	-542 -6.6%	<b>Adult</b>	4,183	55%	0.4% ▲	+16	<b>Adult</b>	2023 51.1%	2024 54.9%
2024		<b>Juvenile</b>	3,431	45%	-14.0% ▼	-558	<b>Juvenile</b>	48.9%	45.1%
2023		<b>GRAND TOTAL</b>	<b>7,614</b>	100%	-6.6% ▼	-542	<b>GRAND TOTAL</b>	100%	100%

Filings by Division & Code

Division	Case Type Description	Code	Summary	Change	% Change	Absolute Change	
<b>Adult</b>	Misdemeanor	CM	987	▲	+4.4%	+42	
	Show Cause	SC	773	▼	-12.3%	-108	
	Civil Support	VS	715	▼	-14.1%	-117	
	Other	OT	628	▲	+23.9%	+121	
	Remand Support	RS	291	▲	+36.6%	+78	
	Family Abuse - Protective Order	FP	248	▼	-5.7%	-15	
	Felony	CF	208	▼	-4.6%	-10	
	Capias	CA	184	▲	-5.6%	-11	
	Non-Family Abuse Protective Order	AP	92	▲	+48.4%	+30	
	Motion - Protective Order	MP	34	▼	-5.6%	-2	
	Violation Family Abuse Protective Order	PS	13	▲	-	+13	
	Violation of Protective Order	PV	8	▼	-42.9%	-6	
	Restricted License for Non-Support	SL	2	▲	-	+2	
	Protective Order	PC	0	▼	-100.0%	-1	
	<b>Total</b>		<b>4,183</b>	<b>▲</b>	<b>0.4%</b>	<b>+16</b>	
<b>Juvenile</b>	Custody Visitation	CV	2,318	▼	-18.8%	-535	
	Remand Custody	RC	213	▲	+6.5%	+13	
	Misdemeanor	DM	204	▲	+6.8%	+13	
	Felony	DF	147	▼	-7.5%	-12	
	Remand Visitation	RV	119	▼	-7.0%	-9	
	Traffic	T	68	▲	+47.8%	+22	
	Truancy	TR	68	▲	+17.2%	+10	
	Non-Family Abuse Protective Order	AP	61	▼	-12.9%	-9	
	Paternity	PT	51	▼	-29.2%	-21	
	Other	OT	32	▲	+88.2%	+15	
	Show Cause	SC	19	▼	-24.0%	-6	
	Abuse and Neglect	AN	17	▲	+112.5%	+9	
	Foster Care Review	FC	17	▲	+21.4%	+3	
	Permanency Planning	PH	16	▼	-40.7%	-11	
	Status	ST	14	▲	+133.3%	+8	
	Motion - Protective Order	MP	9	▲	+12.5%	+1	
	Child In Need of Services	CS	8	▼	-27.3%	-3	
	Mental Commitment	MC	8	▼	-33.3%	-4	
	Relief of Custody	CR	8	▲	+166.7%	+5	
	Temporary Detention Order	TD	7	▼	-61.1%	-11	
	Emergency Custody Order	EC	6	▼	-75.0%	-18	
	Initial Foster Care	IF	4	▼	-60.0%	-6	
	Special Immigrant Juvenile Status	SI	4	▲	+100.0%	+2	
	Terminate Parental Rights	TP	4	▼	-75.0%	-12	
	Civil Violation	CI	3	▼	-40.0%	-2	
	Voluntary Continuing Services and Support Agree	VA	3	▲	+200.0%	+2	
	Entrustment	ET	2	▲	-	+2	
	Violation Family Abuse Protective Order	PS	1	▲	-	+1	
	Capias	CA	0	▼	-100.0%	-1	
	Family Abuse - Protective Order	FP	0	▼	-100.0%	-4	
		<b>Total</b>		<b>3,431</b>	<b>▼</b>	<b>-14.0%</b>	<b>-558</b>
		<b>GRAND TOTAL</b>		<b>7,614</b>	<b>▼</b>	<b>-6.6%</b>	<b>-542</b>

\* Compared to same time period as previous year  
 7/11/2024 12:30:55PM

\*\* Case Type Categories are defined in the 2017 Virginia Judicial Workload Assessment  
 Source: SCV-SQL-Information

Filings by Major Case Category\*\*

Category	Summary	Change	% Change	Absolute Change
Adult Criminal	1,952	▲	-2.8%	-56
Child Dependency	71	▲	-10.1%	-8
Child in Need of Services/Supervision	77	▼	+5.5%	+4
Custody and Visitation	2,369	▼	-19.0%	-557
Delinquency	370	▲	-0.3%	-1
Juvenile Miscellaneous	14	▲	+133.3%	+8
New to Workload Study	7	▲		0
Other	1,304	▲	+16.5%	+185
Protective Orders	444	▼	+0.2%	+1
Support	938	▲	-13.0%	-140
Traffic	68	▲	+47.8%	+22
<b>GRAND TOTAL</b>	<b>7,614</b>	▼	-6.6%	-542

\* Compared to same time period as previous year  
 7/11/2024 12:30:55PM

\*\* Case Type Categories are defined in the 2017 Virginia Judicial Workload Assessment  
 Source: SCV-SQL-Information

2024 Overall GRAND TOTAL		Distribution of Caseload			Change*		Percentage (%) of Caseload		
<b>14,003</b> +1,043 8.0% 	Adult	6,818	49%	3.3% ▲	+216	Adult	2023	2024	
	Juvenile	7,185	51%	13.0% ▲	+827	Juvenile	50.9%	48.7%	
	<b>GRAND TOTAL</b>	<b>14,003</b>	100%	8.0% ▲	+1,043	<b>GRAND TOTAL</b>	100%	100%	

Filings by Division & Code

Division	Case Type Description	Code	Summary	Change	% Change	Absolute Change
<b>Adult</b>	Civil Support	VS	1,371	▼	-15.8%	-257
	Misdemeanor	CM	1,343	▼	-2.3%	-31
	Show Cause	SC	1,276	▲	+29.7%	+292
	Other	OT	1,070	▼	-14.3%	-178
	Remand Support	RS	551	▲	+251.0%	+394
	Family Abuse - Protective Order	FP	439	▼	-7.0%	-33
	Felony	CF	362	▲	+29.7%	+83
	Capias	CA	280	▲	-22.7%	-82
	Motion - Protective Order	MP	67	▲	+13.6%	+8
	Non-Family Abuse Protective Order	AP	30	▲	+30.4%	+7
	Violation of Protective Order	PV	16	▲	+128.6%	+9
	Bond Forfeiture	BF	8	▲	+33.3%	+2
	Restricted License for Non-Support	SL	3	▲	+200.0%	+2
	Mental Commitment	MC	1	▲	-	+1
	Return of Desposit (Bondsman)	RD	1	▲	-	+1
Criminal Support	CS	0	▼	-100.0%	-1	
Violation Family Abuse Protective Order	PS	0	▼	-100.0%	-1	
	<b>Total</b>		<b>6,818</b>	▲	<b>3.3%</b>	<b>+216</b>
<b>Juvenile</b>	Custody Visitation	CV	3,651	▼	-9.1%	-366
	Remand Custody	RC	801	▲	+279.6%	+590
	Remand Visitation	RV	789	▲	+273.9%	+578
	Misdemeanor	DM	502	▼	-0.2%	-1
	Traffic	T	284	▲	+2.9%	+8
	Felony	DF	173	▼	-30.0%	-74
	Motion - Protective Order	MP	169	▼	-12.4%	-24
	Abuse and Neglect	AN	167	▲	+25.6%	+34
	Paternity	PT	110	▲	+71.9%	+46
	Permanency Planning	PH	81	▲	+15.7%	+11
	Foster Care Review	FC	80	▲	+35.6%	+21
	Show Cause	SC	67	▲	+45.7%	+21
	Non-Family Abuse Protective Order	AP	59	↔	-	-
	Status	ST	56	▲	+14.3%	+7
	Truancy	TR	43	▲	+115.0%	+23
	Initial Foster Care	IF	33	▼	-19.5%	-8
	Terminate Parental Rights	TP	25	▼	-56.9%	-33
	Civil Violation	CI	24	▲	+50.0%	+8
	Child In Need of Services	CS	19	▲	+90.0%	+9
	Other	OT	16	▼	-20.0%	-4
	Special Immigrant Juvenile Status	SI	7	▲	-	+7
	Family Abuse - Protective Order	FP	6	▼	-14.3%	-1
	Relief of Custody	CR	6	▲	+20.0%	+1
	Capias	CA	5	↔	-	-
	Emancipation	EP	4	▲	+100.0%	+2
	Entrustment	ET	4	▼	-55.6%	-5
	Voluntary Continuing Services and Support Agree	VA	3	▼	-72.7%	-8
	Temporary Detention Order	TD	1	▼	-80.0%	-4
	Mental Commitment	MC	0	▼	-100.0%	-8
	Qualified Residential Treatment	QR	0	▼	-100.0%	-1
	Violation Family Abuse Protective Order	PS	0	▼	-100.0%	-1
	Violation of Protective Order	PV	0	▼	-100.0%	-1
		<b>Total</b>		<b>7,185</b>	▲	<b>13.0%</b>

\* Compared to same time period as previous year  
 7/11/2024 12:30:55PM

\*\* Case Type Categories are defined in the 2017 Virginia Judicial Workload Assessment  
 Source: SCV-SQL-Information


	Summary	Change	% Change	Absolute Change
<b>GRAND TOTAL</b>	<b>14,003</b>	▲	8.0%	+1,043

Filings by Major Case Category\*\*

Category	Summary	Change	% Change	Absolute Change
Adult Criminal	2,976	▲	+7.4%	+205
Child Dependency	399	▼	+3.1%	+12
Child in Need of Services/Supervision	81	▲	+88.4%	+38
Custody and Visitation	3,761	▲	-7.8%	-320
Delinquency	728	▼	-7.8%	-62
Juvenile Miscellaneous	60	▲	+17.6%	+9
New to Workload Study	31	▲	+93.8%	+15
Other	3,230	▲	+73.7%	+1,370
Protective Orders	770	▲	-5.3%	-43
Support	1,683	▲	-10.1%	-189
Traffic	284	▲	+2.9%	+8
<b>GRAND TOTAL</b>	<b>14,003</b>	▲	8.0%	+1,043

\* Compared to same time period as previous year  
 7/11/2024 12:30:55PM

\*\* Case Type Categories are defined in the 2017 Virginia Judicial Workload Assessment  
 Source: SCV-SQL-Information

2024 Overall GRAND TOTAL		Distribution of Caseload			Change*		Percentage (%) of Caseload		
<b>4,633</b> -34 -0.7% 		<b>Adult</b>	2,824	61%	-3.1% ▼	-91	<b>Adult</b>	62.5%	61.0%
		<b>Juvenile</b>	1,809	39%	3.3% ▲	+57	<b>Juvenile</b>	37.5%	39.0%
		<b>GRAND TOTAL</b>	<b>4,633</b>	100%	-0.7% ▼	-34	<b>GRAND TOTAL</b>	100%	100%

Filings by Division & Code

Division	Case Type Description	Code	Summary	Change	% Change	Absolute Change	
<b>Adult</b>	Show Cause	SC	633	▲	+35.5%	+166	
	Misdemeanor	CM	631	▼	-7.7%	-53	
	Civil Support	VS	498	▼	-8.1%	-44	
	Other	OT	487	▼	-10.1%	-55	
	Family Abuse - Protective Order	FP	175	▲	+11.5%	+18	
	Capias	CA	173	▲	+6.1%	+10	
	Felony	CF	120	▼	-48.3%	-112	
	Remand Support	RS	39	▲	+5.4%	+2	
	Non-Family Abuse Protective Order	AP	38	▼	-32.1%	-18	
	Motion - Protective Order	MP	23	▼	-25.8%	-8	
	Restricted License for Non-Support	SL	4	▲	+300.0%	+3	
	Violation of Protective Order	PV	2	▲	+100.0%	+1	
	Bond Forfeiture	BF	1	▲	-	+1	
	Protective Order	PC	0	▼	-100.0%	-2	
	<b>Total</b>		<b>2,824</b>	▼	<b>-3.1%</b>	<b>-91</b>	
<b>Juvenile</b>	Custody Visitation	CV	1,303	▲	+0.9%	+11	
	Misdemeanor	DM	149	▲	+28.4%	+33	
	Paternity	PT	60	▲	+17.6%	+9	
	Remand Custody	RC	49	▼	-7.5%	-4	
	Remand Visitation	RV	49	▼	-7.5%	-4	
	Felony	DF	46	▼	-38.7%	-29	
	Non-Family Abuse Protective Order	AP	25	▼	-3.8%	-1	
	Traffic	T	21	▲	+5.0%	+1	
	Status	ST	19	▲	+111.1%	+10	
	Terminate Parental Rights	TP	17	▲	-	+17	
	Permanency Planning	PH	12	▲	+9.1%	+1	
	Family Abuse - Protective Order	FP	11	▲	+1,000.0%	+10	
	Emergency Custody Order	EC	8	▲	+33.3%	+2	
	Show Cause	SC	7	▲	+75.0%	+3	
	Foster Care Review	FC	6	▼	-33.3%	-3	
	Abuse and Neglect	AN	5	▲	+400.0%	+4	
	Child In Need of Services	CS	5	▲	+66.7%	+2	
	Initial Foster Care	IF	4	▲	+33.3%	+1	
	Mental Commitment	MC	3	↔	-	-	
	Temporary Detention Order	TD	3	▼	-25.0%	-1	
	Civil Violation	CI	2	▲	-	+2	
	Motion - Protective Order	MP	2	↔	-	-	
	Voluntary Continuing Services and Support Agreem	VA	2	↔	-	-	
	Relief of Custody	CR	1	↔	-	-	
	Juvenile Support	JS	0	▼	-100.0%	-1	
	Other	OT	0	▼	-100.0%	-5	
	Truancy	TR	0	▼	-100.0%	-1	
		<b>Total</b>		<b>1,809</b>	▲	<b>3.3%</b>	<b>+57</b>
		<b>GRAND TOTAL</b>		<b>4,633</b>	▼	<b>-0.7%</b>	<b>-34</b>

Filings by Major Case Category\*\*

Category	Summary	Change	% Change	Absolute Change
Adult Criminal	1,351	▲	-4.5%	-63
Child Dependency	47	▲	+74.1%	+20

\* Compared to same time period as previous year  
 7/11/2024 12:30:55PM

\*\* Case Type Categories are defined in the 2017 Virginia Judicial Workload Assessment  
 Source: SCV-SQL-Information

Child in Need of Services/Supervision	5	▼		0
Custody and Visitation	1,363	▲	+1.5%	+20
Delinquency	202	▲	+4.1%	+8
Juvenile Miscellaneous	19	▲	+111.1%	+10
New to Workload Study	2	▲	-	+2
Other	638	▼	-9.2%	-65
Protective Orders	274	▲	+0.4%	+1
Support	711	▲	+4.7%	+32
Traffic	21	▲	+5.0%	+1
<b>GRAND TOTAL</b>	<b>4,633</b>	▼	-0.7%	-34



2024 Overall GRAND TOTAL		Distribution of Caseload			Change*		Percentage (%) of Caseload		
<b>8,327</b> +336 4.2% 		<b>Adult</b>	4,762	57%	4.3% ▲	+197	<b>Adult</b>	57.1%	57.2%
		<b>Juvenile</b>	3,565	43%	4.1% ▲	+139	<b>Juvenile</b>	42.9%	42.8%
<b>GRAND TOTAL</b>		<b>GRAND TOTAL</b>	<b>8,327</b>	100%	4.2% ▲	+336	<b>GRAND TOTAL</b>	100%	100%

Filings by Division & Code

Division	Case Type Description	Code	Summary	Change	% Change	Absolute Change	
<b>Adult</b>	Misdemeanor	CM	1,184	▲	+7.8%	+86	
	Other	OT	1,089	▲	+13.3%	+128	
	Civil Support	VS	906	▼	-6.0%	-58	
	Show Cause	SC	625	▲	+8.1%	+47	
	Family Abuse - Protective Order	FP	343	▲	+18.7%	+54	
	Capias	CA	268	▼	+1.1%	+3	
	Felony	CF	246	▼	-13.1%	-37	
	Remand Support	RS	31	▼	-31.1%	-14	
	Non-Family Abuse Protective Order	AP	28	▼	-6.7%	-2	
	Motion - Protective Order	MP	21	▼	-34.4%	-11	
	Protective Order	PC	15	▲	+200.0%	+10	
	Violation of Protective Order	PV	5	▼	-64.3%	-9	
	Violation Family Abuse Protective Order	PS	1	▲	-	+1	
	Criminal Support	CS	0	▼	-100.0%	-1	
Total			<b>4,762</b>	▲	<b>4.3%</b>	<b>+197</b>	
<b>Juvenile</b>	Custody Visitation	CV	1,986	▲	+4.7%	+90	
	Misdemeanor	DM	289	▲	+4.0%	+11	
	Abuse and Neglect	AN	186	▲	+44.2%	+57	
	Felony	DF	153	▼	-37.6%	-92	
	Permanency Planning	PH	118	▲	+15.7%	+16	
	Mental Commitment	MC	89	▲	+12.7%	+10	
	Non-Family Abuse Protective Order	AP	85	▲	+66.7%	+34	
	Foster Care Review	FC	84	▲	+13.5%	+10	
	Paternity	PT	70	▲	+6.1%	+4	
	Status	ST	68	▲	-11.7%	-9	
	Initial Foster Care	IF	56	▼	-11.1%	-7	
	Remand Custody	RC	49	▼	-27.9%	-19	
	Other	OT	48	▲	+29.7%	+11	
	Remand Visitation	RV	47	▼	-32.9%	-23	
	Traffic	T	47	↔	-	-	
	Terminate Parental Rights	TP	39	▲	+85.7%	+18	
	Show Cause	SC	30	▲	+3.4%	+1	
	Child In Need of Services	CS	28	▲	+133.3%	+16	
	Emergency Custody Order	EC	24	▲	+84.6%	+11	
	Relief of Custody	CR	21	▲	+40.0%	+6	
	Motion - Protective Order	MP	18	▼	-25.0%	-6	
	Temporary Detention Order	TD	14	▼	-22.2%	-4	
	Family Abuse - Protective Order	FP	7	▲	+75.0%	+3	
	Voluntary Continuing Services and Support Agreem	VA	5	▼	-28.6%	-2	
	Capias	CA	2	▲	-	+2	
	Special Immigrant Juvenile Status	SI	1	▲	-	+1	
	Truancy	TR	1	▲	-	+1	
	Emancipation	EP	0	▼	-100.0%	-1	
	Total			<b>3,565</b>	▲	<b>4.1%</b>	<b>+139</b>
	<b>GRAND TOTAL</b>			<b>8,327</b>	▲	<b>4.2%</b>	<b>+336</b>

Filings by Major Case Category\*\*

Category	Summary	Change	% Change	Absolute Change
Adult Criminal	2,132	▲	+5.6%	+113
Child Dependency	509	▲	+23.8%	+98
Child in Need of Services/Supervision	44	▲	+69.2%	+18
Custody and Visitation	2,056	▲	+4.8%	+94
Delinquency	459	▲	-14.7%	-79
Juvenile Miscellaneous	68	▼	-12.8%	-10
New to Workload Study	1	▲	-	+1
Other	1,391	▲	+7.7%	+100
Protective Orders	502	▲	+16.7%	+72
Support	1,118	▼	-6.0%	-71
Traffic	47	↔		0
<b>GRAND TOTAL</b>	<b>8,327</b>	▲	4.2%	+336

\* Compared to same time period as previous year  
 7/11/2024 12:30:55PM

\*\* Case Type Categories are defined in the 2017 Virginia Judicial Workload Assessment  
 Source: SCV-SQL-Information

2024 Overall GRAND TOTAL		Distribution of Caseload			Change*		Percentage (%) of Caseload		
<b>546</b>	-21 -3.7%	<b>Adult</b>	308	56%	2.3% ▲	+7	<b>Adult</b>	53.1%	56.4%
2024		<b>Juvenile</b>	238	44%	-10.5% ▼	-28	<b>Juvenile</b>	46.9%	43.6%
2023		<b>GRAND TOTAL</b>	<b>546</b>	100%	-3.7% ▼	-21	<b>GRAND TOTAL</b>	100%	100%

**Filings by Division & Code**

Division	Case Type Description	Code	Summary	Change	% Change	Absolute Change	
<b>Adult</b>	Misdemeanor	CM	105	▲	+26.5%	+22	
	Other	OT	65	▲	+16.1%	+9	
	Show Cause	SC	40	▲		-	
	Civil Support	VS	36	▼	-33.3%	-18	
	Felony	CF	29	▲	+11.5%	+3	
	Capias	CA	16	▲	+6.7%	+1	
	Family Abuse - Protective Order	FP	13	▼	-27.8%	-5	
	Remand Support	RS	3	▲	+50.0%	+1	
	Motion - Protective Order	MP	1	▼	-75.0%	-3	
	Non-Family Abuse Protective Order	AP	0	▼	-100.0%	-1	
	Violation Family Abuse Protective Order	PS	0	▼	-100.0%	-2	
		<b>Total</b>		<b>308</b>	▲	<b>2.3%</b>	<b>+7</b>
<b>Juvenile</b>	Custody Visitation	CV	102	▼	-32.9%	-50	
	Misdemeanor	DM	35	▼	-2.8%	-1	
	Truancy	TR	20	▲	+400.0%	+16	
	Status	ST	10	▲	+900.0%	+9	
	Permanency Planning	PH	8	↔		-	
	Terminate Parental Rights	TP	8	▲	+300.0%	+6	
	Abuse and Neglect	AN	7	▼	-41.7%	-5	
	Foster Care Review	FC	7	▼	-22.2%	-2	
	Felony	DF	6	▼	-25.0%	-2	
	Civil Violation	CI	5	▲	+400.0%	+4	
	Remand Custody	RC	5	↔		-	
	Remand Visitation	RV	5	↔		-	
	Traffic	T	5	▼	-16.7%	-1	
	Non-Family Abuse Protective Order	AP	4	▲	+300.0%	+3	
	Emergency Custody Order	EC	2	↔		-	
	Paternity	PT	2	▼	-50.0%	-2	
	Temporary Detention Order	TD	2	▼	-50.0%	-2	
	Initial Foster Care	IF	1	▼	-50.0%	-1	
	Other	OT	1	▲		+1	
	Relief of Custody	CR	1	▲		+1	
	Show Cause	SC	1	▲		-	
	Voluntary Continuing Services and Support Agreen	VA	1	↔		-	
	Family Abuse - Protective Order	FP	0	▼	-100.0%	-1	
	Qualified Residential Treatment	QR	0	▼	-100.0%	-1	
		<b>Total</b>		<b>238</b>	▼	<b>-10.5%</b>	<b>-28</b>
	<b>GRAND TOTAL</b>			<b>546</b>	▼	<b>-3.7%</b>	<b>-21</b>


**Filings by Major Case Category\*\***

Category	Summary	Change	% Change	Absolute Change
Adult Criminal	183	▼	+13.7%	+22
Child Dependency	33	▲	-5.7%	-2
Child in Need of Services/Supervision	21	▲	+425.0%	+17
Custody and Visitation	104	▼	-33.3%	-52
Delinquency	41	▼	-8.9%	-4
Juvenile Miscellaneous	10	▲	+900.0%	+9
New to Workload Study	5	▲	+400.0%	+4

\* Compared to same time period as previous year  
 7/11/2024 12:30:55PM

\*\* Case Type Categories are defined in the 2017 Virginia Judicial Workload Assessment  
 Source: SCV-SQL-Information

Other	83	▲	+12.2%	+9
Protective Orders	18	▼	-28.0%	-7
Support	43	▲	-27.1%	-16
Traffic	5	▼	-16.7%	-1
<b>GRAND TOTAL</b>	<b>546</b>	▼	-3.7%	-21

2024 Overall GRAND TOTAL	Distribution of Caseload	Change*	Percentage (%) of Caseload																							
<b>872</b> -9 -1.0% 	<table border="1"> <tr> <td>Adult</td> <td>498</td> <td>57%</td> <td>12.2% ▲</td> <td>+54</td> </tr> <tr> <td>Juvenile</td> <td>374</td> <td>43%</td> <td>-14.4% ▼</td> <td>-63</td> </tr> <tr> <td><b>GRAND TOTAL</b></td> <td><b>872</b></td> <td>100%</td> <td>-1.0% ▼</td> <td>-9</td> </tr> </table>	Adult	498	57%	12.2% ▲	+54	Juvenile	374	43%	-14.4% ▼	-63	<b>GRAND TOTAL</b>	<b>872</b>	100%	-1.0% ▼	-9	<table border="1"> <tr> <td>Adult</td> <td>50.4%</td> <td>57.1%</td> </tr> <tr> <td>Juvenile</td> <td>49.6%</td> <td>42.9%</td> </tr> <tr> <td><b>GRAND TOTAL</b></td> <td>100%</td> <td>100%</td> </tr> </table>	Adult	50.4%	57.1%	Juvenile	49.6%	42.9%	<b>GRAND TOTAL</b>	100%	100%
Adult	498	57%	12.2% ▲	+54																						
Juvenile	374	43%	-14.4% ▼	-63																						
<b>GRAND TOTAL</b>	<b>872</b>	100%	-1.0% ▼	-9																						
Adult	50.4%	57.1%																								
Juvenile	49.6%	42.9%																								
<b>GRAND TOTAL</b>	100%	100%																								

**Filings by Division & Code**

Division	Case Type Description	Code	Summary	Change	% Change	Absolute Change
<b>Adult</b>	Show Cause	SC	102	▲	+24.4%	+20
	Misdemeanor	CM	100	▼	-8.3%	-9
	Civil Support	VS	96	▲	+5.5%	+5
	Other	OT	67	▲	+26.4%	+14
	Family Abuse - Protective Order	FP	48	▲	+54.8%	+17
	Capias	CA	27	▲	-6.9%	-2
	Felony	CF	25	▼	-34.2%	-13
	Remand Support	RS	14	▲	+100.0%	+7
	Motion - Protective Order	MP	11	▲	+266.7%	+8
	Non-Family Abuse Protective Order	AP	7	▲	+600.0%	+6
	Violation Family Abuse Protective Order	PS	1	▲	-	+1
<b>Total</b>			<b>498</b>	<b>▲</b>	<b>12.2%</b>	<b>+54</b>
<b>Juvenile</b>	Custody Visitation	CV	242	▼	-18.8%	-56
	Misdemeanor	DM	20	▼	-31.0%	-9
	Remand Custody	RC	18	▲	+12.5%	+2
	Remand Visitation	RV	18	▲	+12.5%	+2
	Traffic	T	17	▼	-26.1%	-6
	Truancy	TR	12	▲	+9.1%	+1
	Paternity	PT	11	▲	+120.0%	+6
	Felony	DF	8	▲	+14.3%	+1
	Temporary Detention Order	TD	4	▼	-33.3%	-2
	Terminate Parental Rights	TP	4	▲	+100.0%	+2
	Foster Care Review	FC	3	▲	+200.0%	+2
	Permanency Planning	PH	3	▼	-50.0%	-3
	Voluntary Continuing Services and Support Agreen	VA	3	▲	-	+3
	Abuse and Neglect	AN	2	↔	-	-
	Emergency Custody Order	EC	2	▲	-	+2
	Show Cause	SC	2	▲	-	+2
	Status	ST	2	▼	-77.8%	-7
	Initial Foster Care	IF	1	↔	-	-
	Non-Family Abuse Protective Order	AP	1	▼	-50.0%	-1
	Relief of Custody	CR	1	▼	-50.0%	-1
Child In Need of Services	CS	0	▼	-100.0%	-1	
<b>Total</b>			<b>374</b>	<b>▼</b>	<b>-14.4%</b>	<b>-63</b>
<b>GRAND TOTAL</b>			<b>872</b>	<b>▼</b>	<b>-1.0%</b>	<b>-9</b>

**Filings by Major Case Category\*\***

Category	Summary	Change	% Change	Absolute Change
Adult Criminal	218	▲	-5.6%	-13
Child Dependency	17	▲	+21.4%	+3
Child in Need of Services/Supervision	12	▼	-	0
Custody and Visitation	253	▲	-16.5%	-50
Delinquency	30	▲	-16.7%	-6
Juvenile Miscellaneous	2	▼	-77.8%	-7
Other	123	▲	+25.5%	+25
Protective Orders	67	▲	+81.1%	+30
Support	133	▲	+12.7%	+15
Traffic	17	▼	-26.1%	-6

\* Compared to same time period as previous year  
 7/11/2024 12:30:55PM

\*\* Case Type Categories are defined in the 2017 Virginia Judicial Workload Assessment  
 Source: SCV-SQL-Information

**GRAND TOTAL**

**872**



-1.0%

-9

2024 Overall GRAND TOTAL		Distribution of Caseload		Change*		Percentage (%) of Caseload		
<b>465</b>	-64 -12.1%	<b>Adult</b>	262 56%	-4.4% ▼	-12	<b>Adult</b>	2023 51.8%	2024 56.3%
2024		<b>Juvenile</b>	203 44%	-20.4% ▼	-52	<b>Juvenile</b>	48.2%	43.7%
2023		<b>GRAND TOTAL</b>	<b>465</b> 100%	-12.1% ▼	-64	<b>GRAND TOTAL</b>	100%	100%

**Filings by Division & Code**

Division	Case Type Description	Code	Summary	Change	% Change	Absolute Change
<b>Adult</b>	Other	OT	50	▲	+22.0%	+9
	Show Cause	SC	49	▲	-15.5%	-9
	Civil Support	VS	44	▼	-12.0%	-6
	Misdemeanor	CM	44	▼	-8.3%	-4
	Family Abuse - Protective Order	FP	23	▲	+35.3%	+6
	Felony	CF	21	▼	-8.7%	-2
	Capias	CA	10	▼	-50.0%	-10
	Remand Support	RS	10	▲	+25.0%	+2
	Motion - Protective Order	MP	6	▲	+500.0%	+5
	Violation of Protective Order	PV	4	↔		-
	Non-Family Abuse Protective Order	AP	1	▲	-	+1
	Violation Family Abuse Protective Order	PS	0	▼	-100.0%	-4
	<b>Total</b>			<b>262</b>	▼	<b>-4.4%</b>
<b>Juvenile</b>	Custody Visitation	CV	103	▼	-33.5%	-52
	Misdemeanor	DM	21	▼	-12.5%	-3
	Remand Custody	RC	19	▲	+111.1%	+10
	Remand Visitation	RV	19	▲	+111.1%	+10
	Traffic	T	16	▼	-30.4%	-7
	Temporary Detention Order	TD	6	↔		-
	Emergency Custody Order	EC	4	▲	+33.3%	+1
	Non-Family Abuse Protective Order	AP	3	▲	+200.0%	+2
	Foster Care Review	FC	2	▲	-	+2
	Other	OT	2	▲	+100.0%	+1
	Paternity	PT	2	▼	-33.3%	-1
	Felony	DF	1	▼	-87.5%	-7
	Initial Foster Care	IF	1	▲	-	+1
	Permanency Planning	PH	1	▲	-	+1
	Restoration of Parental Rights	RR	1	▲	-	+1
	Show Cause	SC	1	▲	-	+1
	Status	ST	1	▲	-	+1
	Abuse and Neglect	AN	0	▼	-100.0%	-9
	Child In Need of Services	CS	0	▼	-100.0%	-1
	Civil Violation	CI	0	▼	-100.0%	-1
	Motion - Protective Order	MP	0	▼	-100.0%	-1
	Relief of Custody	CR	0	▼	-100.0%	-1
<b>Total</b>			<b>203</b>	▼	<b>-20.4%</b>	<b>-52</b>
<b>GRAND TOTAL</b>			<b>465</b>	▼	<b>-12.1%</b>	<b>-64</b>

**Filings by Major Case Category\*\***

Category	Summary	Change	% Change	Absolute Change
Adult Criminal	117	▼	-23.0%	-35
Child Dependency	4	▲	-60.0%	-6
Child in Need of Services/Supervision	0	▼	-100.0%	-1
Custody and Visitation	105	▼	-33.5%	-53
Delinquency	23	▲	-28.1%	-9
Juvenile Miscellaneous	1	▲	-	+1
New to Workload Study	0	▼	-100.0%	-1
Other	111	▲	+44.2%	+34

\* Compared to same time period as previous year  
 7/11/2024 12:30:55PM

\*\* Case Type Categories are defined in the 2017 Virginia Judicial Workload Assessment  
 Source: SCV-SQL-Information

Protective Orders	33	▲	+65.0%	+13
Support	55	▲		0
Traffic	16	▼	-30.4%	-7
<b>GRAND TOTAL</b>	<b>465</b>	▼	-12.1%	-64



2024 Overall GRAND TOTAL		Distribution of Caseload		Change*		Percentage (%) of Caseload			
<b>2,978</b>	-1,161 -28.1%	<b>Adult</b>	1,699	57%	-22.2% ▼	-484	<b>Adult</b>	52.7%	57.1%
		<b>Juvenile</b>	1,279	43%	-34.6% ▼	-677	<b>Juvenile</b>	47.3%	42.9%
		<b>GRAND TOTAL</b>	<b>2,978</b>	100%	-28.1% ▼	-1,161	<b>GRAND TOTAL</b>	100%	100%

Filings by Division & Code

Division	Case Type Description	Code	Summary	Change	% Change	Absolute Change
<b>Adult</b>	Show Cause	SC	401	▲	+13.6%	+48
	Civil Support	VS	398	▼	-4.1%	-17
	Misdemeanor	CM	290	▼	-23.3%	-88
	Other	OT	251	▼	-50.4%	-255
	Family Abuse - Protective Order	FP	132	↔		-
	Felony	CF	95	▼	-8.7%	-9
	Remand Support	RS	56	▼	-72.4%	-147
	Capias	CA	54	▼	-33.3%	-27
	Motion - Protective Order	MP	15	▲	+66.7%	+6
	Non-Family Abuse Protective Order	AP	3	▲	+50.0%	+1
	Violation of Protective Order	PV	3	▲	-	+3
	Restricted License for Non-Support	SL	1	▲	-	+1
		<b>Total</b>		<b>1,699</b>	▼	<b>-22.2%</b>
<b>Juvenile</b>	Custody Visitation	CV	748	▼	-1.8%	-14
	Misdemeanor	DM	104	▼	-34.6%	-55
	Remand Visitation	RV	81	▼	-67.7%	-170
	Remand Custody	RC	78	▼	-69.5%	-178
	Status	ST	49	▼		-
	Traffic	T	26	▼	-13.3%	-4
	Felony	DF	24	▼	-74.2%	-69
	Non-Family Abuse Protective Order	AP	24	▲	+14.3%	+3
	Emergency Custody Order	EC	22	▼	-79.8%	-87
	Paternity	PT	20	↔		-
	Foster Care Review	FC	18	▲	+200.0%	+12
	Temporary Detention Order	TD	18	▼	-84.3%	-97
	Initial Foster Care	IF	13	▲	+333.3%	+10
	Abuse and Neglect	AN	10	▲	+400.0%	+8
	Permanency Planning	PH	10	▼	-44.4%	-8
	Other	OT	9	▼	-69.0%	-20
	Show Cause	SC	6	▲	-	+6
	Capias	CA	5	▲	+25.0%	+1
	Relief of Custody	CR	4	▲	+100.0%	+2
	Terminate Parental Rights	TP	4	▼	-60.0%	-6
	Child In Need of Services	CS	2	▲	-	+2
	Family Abuse - Protective Order	FP	2	↔		-
	Mental Commitment	MC	2	▼	-71.4%	-5
	Child at Risk	RI	0	▼	-100.0%	-4
	Voluntary Continuing Services and Support Agreem	VA	0	▼	-100.0%	-4
		<b>Total</b>		<b>1,279</b>	▼	<b>-34.6%</b>
<b>GRAND TOTAL</b>			<b>2,978</b>	▼	<b>-28.1%</b>	<b>-1,161</b>

Filings by Major Case Category\*\*

Category	Summary	Change	% Change	Absolute Change
Adult Criminal	704	▲	-12.0%	-96
Child Dependency	59	▲	+20.4%	+10
Child in Need of Services/Supervision	4	▲	-	+4
Custody and Visitation	768	▼	-1.8%	-14
Delinquency	137	▲	-46.5%	-119

\* Compared to same time period as previous year  
 7/11/2024 12:30:55PM

\*\* Case Type Categories are defined in the 2017 Virginia Judicial Workload Assessment  
 Source: SCV-SQL-Information

**CPSS - JCMS CASELOAD STATISTICS OF THE JUVENILE & DOMESTIC RELATIONS DISTRICT COURTS**  
 January 2024 thru June 2024 Filings (Compared to January 2023 thru June 2023)

Juvenile Miscellaneous	49	▼		0
Other	517	▼	-65.0%	-959
Protective Orders	176	▲	+6.0%	+10
Support	538	▲	+1.3%	+7
Traffic	26	▼	-13.3%	-4
<b>GRAND TOTAL</b>	<b>2,978</b>	▼	-28.1%	-1,161

2024 Overall GRAND TOTAL		Distribution of Caseload		Change*		Percentage (%) of Caseload		
<b>429</b>	+20 4.9%	<b>Adult</b>	212 49%	6.5% ▲	+13	<b>Adult</b>	48.7%	49.4%
2024		<b>Juvenile</b>	217 51%	3.3% ▲	+7	<b>Juvenile</b>	51.3%	50.6%
2023		<b>GRAND TOTAL</b>	<b>429</b> 100%	4.9% ▲	+20	<b>GRAND TOTAL</b>	100%	100%

**Filings by Division & Code**

Division	Case Type Description	Code	Summary	Change	% Change	Absolute Change
<b>Adult</b>	Misdemeanor	CM	46	▲	+53.3%	+16
	Other	OT	45	▲	+66.7%	+18
	Civil Support	VS	41	↔		-
	Show Cause	SC	31	▼	-22.5%	-9
	Capias	CA	16	▼	-11.1%	-2
	Family Abuse - Protective Order	FP	14	▼	-54.8%	-17
	Felony	CF	11	▲	+22.2%	+2
	Non-Family Abuse Protective Order	AP	5	▲	-	+5
	Emergency Substantial Risk Order	SR	1	▲	-	+1
	Motion - Protective Order	MP	1	▼	-66.7%	-2
	Violation of Protective Order	PV	1	▲	-	+1
		<b>Total</b>		<b>212</b>	<b>▲</b>	<b>6.5%</b>
<b>Juvenile</b>	Custody Visitation	CV	119	▲	+19.0%	+19
	Abuse and Neglect	AN	21	▲	+133.3%	+12
	Misdemeanor	DM	21	▼	-54.3%	-25
	Traffic	T	19	▼	-42.4%	-14
	Felony	DF	13	▲	+333.3%	+10
	Paternity	PT	5	▲	+150.0%	+3
	Non-Family Abuse Protective Order	AP	4	▲	-	+4
	Permanency Planning	PH	4	▲	+100.0%	+2
	Foster Care Review	FC	3	▲	-	+3
	Initial Foster Care	IF	2	↔		-
	Civil Violation	CI	1	▼	-50.0%	-1
	Emergency Custody Order	EC	1	▲	-	+1
	Remand Custody	RC	1	↔		-
	Remand Visitation	RV	1	↔		-
	Show Cause	SC	1	▼	-83.3%	-5
	Truancy	TR	1	▲	-	+1
	Capias	CA	0	▼	-100.0%	-1
	Child at Risk	RI	0	▼	-100.0%	-1
	Relief of Custody	CR	0	▼	-100.0%	-1
		<b>Total</b>		<b>217</b>	<b>▲</b>	<b>3.3%</b>
<b>GRAND TOTAL</b>			<b>429</b>	<b>▲</b>	<b>4.9%</b>	<b>+20</b>

**Filings by Major Case Category\*\***

Category	Summary	Change	% Change	Absolute Change
Adult Criminal	91	▲	+13.8%	+11
Child Dependency	30	▲	+100.0%	+15
Child in Need of Services/Supervision	1	▲		0
Custody and Visitation	124	▲	+21.6%	+22
Delinquency	35	▲	-36.4%	-20
New to Workload Study	2	▲		0
Other	48	▲	+65.5%	+19
Protective Orders	24	▲	-29.4%	-10
Support	55	▼	-5.2%	-3
Traffic	19	▼	-42.4%	-14
<b>GRAND TOTAL</b>		<b>429</b>	<b>▲</b>	<b>4.9%</b>

\* Compared to same time period as previous year  
 7/11/2024 12:30:55PM

\*\* Case Type Categories are defined in the 2017 Virginia Judicial Workload Assessment  
 Source: SCV-SQL-Information



2024 Overall GRAND TOTAL		Distribution of Caseload		Change*		Percentage (%) of Caseload		
<b>325</b>	-6 -1.8%	<b>Adult</b>	177 54%	16.4% ▲	+25	<b>Adult</b>	45.9%	54.5%
2024		<b>Juvenile</b>	148 46%	-17.3% ▼	-31	<b>Juvenile</b>	54.1%	45.5%
2023		<b>GRAND TOTAL</b>	<b>325</b> 100%	-1.8% ▼	-6	<b>GRAND TOTAL</b>	100%	100%

Filings by Division & Code

Division	Case Type Description	Code	Summary	Change	% Change	Absolute Change
<b>Adult</b>	Misdemeanor	CM	50	▲	+56.3%	+18
	Show Cause	SC	31	▲	+14.8%	+4
	Other	OT	27	▲	+17.4%	+4
	Civil Support	VS	21	▼	-36.4%	-12
	Family Abuse - Protective Order	FP	15	▲	+150.0%	+9
	Felony	CF	15	▲	+50.0%	+5
	Capias	CA	10	▼	-47.4%	-9
	Non-Family Abuse Protective Order	AP	6	▲	+500.0%	+5
	Motion - Protective Order	MP	2	▲	-	+2
	Violation Family Abuse Protective Order	PS	0	▼	-100.0%	-1
	<b>Total</b>		<b>177</b>	<b>▲</b>	<b>16.4%</b>	<b>+25</b>
<b>Juvenile</b>	Custody Visitation	CV	53	▼	-41.1%	-37
	Misdemeanor	DM	32	▼	-11.1%	-4
	Terminate Parental Rights	TP	12	▲	-	+12
	Felony	DF	9	▼	-40.0%	-6
	Traffic	T	9	▲	+12.5%	+1
	Abuse and Neglect	AN	6	▲	+20.0%	+1
	Permanency Planning	PH	6	▲	+100.0%	+3
	Status	ST	6	▲	-	+6
	Child In Need of Services	CS	3	▲	-	+3
	Paternity	PT	3	▲	+50.0%	+1
	Capias	CA	2	▲	+100.0%	+1
	Initial Foster Care	IF	2	▼	-77.8%	-7
	Voluntary Continuing Services and Support Agreem	VA	2	▲	+100.0%	+1
	Civil Violation	CI	1	▲	-	+1
	Foster Care Review	FC	1	▼	-80.0%	-4
	Remand Custody	RC	1	▲	-	+1
	Show Cause	SC	0	▼	-100.0%	-1
	Temporary Detention Order	TD	0	▼	-100.0%	-1
	Truancy	TR	0	▼	-100.0%	-2
	<b>Total</b>		<b>148</b>	<b>▼</b>	<b>-17.3%</b>	<b>-31</b>
<b>GRAND TOTAL</b>			<b>325</b>	<b>▼</b>	<b>-1.8%</b>	<b>-6</b>

Filings by Major Case Category\*\*

Category	Summary	Change	% Change	Absolute Change
Adult Criminal	94	▲	+34.3%	+24
Child Dependency	29	▲	+26.1%	+6
Child in Need of Services/Supervision	3	▲	+50.0%	+1
Custody and Visitation	56	▲	-39.1%	-36
Delinquency	43	▼	-18.9%	-10
Juvenile Miscellaneous	6	▲	-	+6
New to Workload Study	1	▲	-	+1
Other	28	▲	+16.7%	+4
Protective Orders	23	▲	+228.6%	+16
Support	33	▼	-36.5%	-19
Traffic	9	▲	+12.5%	+1
<b>GRAND TOTAL</b>		<b>325</b>	<b>▼</b>	<b>-1.8%</b>

\* Compared to same time period as previous year  
 7/11/2024 12:30:55PM

\*\* Case Type Categories are defined in the 2017 Virginia Judicial Workload Assessment  
 Source: SCV-SQL-Information



2024 Overall GRAND TOTAL		Distribution of Caseload		Change*		Percentage (%) of Caseload		
<b>278</b> +16 6.1% 	Adult	141	51%	41.0% ▲	+41	Adult	2023	2024
	Juvenile	137	49%	-15.4% ▼	-25	Juvenile	61.8%	49.3%
<b>GRAND TOTAL</b>		<b>278</b>	100%	6.1% ▲	+16	<b>GRAND TOTAL</b>	100%	100%

Filings by Division & Code

Division	Case Type Description	Code	Summary	Change	% Change	Absolute Change
<b>Adult</b>	Other	OT	36	▲	+140.0%	+21
	Misdemeanor	CM	28	▲	+133.3%	+16
	Show Cause	SC	27	▲	+28.6%	+6
	Civil Support	VS	22	▼	-15.4%	-4
	Felony	CF	17	▲	+325.0%	+13
	Family Abuse - Protective Order	FP	6	▲	+50.0%	+2
	Capias	CA	4	▼	-76.5%	-13
	Restricted License for Non-Support	SL	1	↔		-
Total			<b>141</b>	▲	<b>41.0%</b>	<b>+41</b>
<b>Juvenile</b>	Custody Visitation	CV	60	▼	-10.4%	-7
	Misdemeanor	DM	25	▼	-13.8%	-4
	Felony	DF	11	▼	-26.7%	-4
	Traffic	T	11	▲	+57.1%	+4
	Foster Care Review	FC	8	↔		-
	Status	ST	5	▲	+150.0%	+3
	Emergency Custody Order	EC	4	▼	-42.9%	-3
	Permanency Planning	PH	3	↔		-
	Temporary Detention Order	TD	3	▼	-40.0%	-2
	Child In Need of Services	CS	2	↔		-
	Non-Family Abuse Protective Order	AP	1	▲	-	+1
	Paternity	PT	1	▼	-50.0%	-1
	Remand Visitation	RV	1	▲	-	+1
	Show Cause	SC	1	▲	-	+1
	Special Immigrant Juvenile Status	SI	1	▲	-	+1
	Abuse and Neglect	AN	0	▼	-100.0%	-1
	Qualified Residential Treatment	QR	0	▼	-100.0%	-1
	Terminate Parental Rights	TP	0	▼	-100.0%	-12
Truancy	TR	0	▼	-100.0%	-1	
Total			<b>137</b>	▼	<b>-15.4%</b>	<b>-25</b>
<b>GRAND TOTAL</b>			<b>278</b>	▲	6.1%	+16

Filings by Major Case Category\*\*

Category	Summary	Change	% Change	Absolute Change	
Adult Criminal	68	▲	+54.5%	+24	
Child Dependency	11	▼	-56.0%	-14	
Child in Need of Services/Supervision	2	▼	-33.3%	-1	
Custody and Visitation	61	▼	-11.6%	-8	
Delinquency	37	▲	-15.9%	-7	
Juvenile Miscellaneous	5	▲	+150.0%	+3	
New to Workload Study	1	▲	-	+1	
Other	44	▲	+63.0%	+17	
Protective Orders	7	▲	+75.0%	+3	
Support	31	▼	-16.2%	-6	
Traffic	11	▲	+57.1%	+4	
<b>GRAND TOTAL</b>		<b>278</b>	▲	6.1%	+16

\* Compared to same time period as previous year  
 7/11/2024 12:30:55PM

\*\* Case Type Categories are defined in the 2017 Virginia Judicial Workload Assessment  
 Source: SCV-SQL-Information

2024 Overall GRAND TOTAL		Distribution of Caseload			Change*		Percentage (%) of Caseload		
<b>1,143</b>	-123 -9.7%	<b>Adult</b>	596	52%	-8.2% ▼	-53	<b>Adult</b>	51.3%	52.1%
2024		<b>Juvenile</b>	547	48%	-11.3% ▼	-70	<b>Juvenile</b>	48.7%	47.9%
2023		<b>GRAND TOTAL</b>	<b>1,143</b>	100%	-9.7% ▼	-123	<b>GRAND TOTAL</b>	100%	100%

Filings by Division & Code

Division	Case Type Description	Code	Summary	Change	% Change	Absolute Change	
<b>Adult</b>	Civil Support	VS	121	▲	+9.0%	+10	
	Misdemeanor	CM	113	▼	-18.1%	-25	
	Show Cause	SC	99	▼	-33.1%	-49	
	Other	OT	79	▼	-1.3%	-1	
	Family Abuse - Protective Order	FP	73	▲	+35.2%	+19	
	Felony	CF	51	▲	+18.6%	+8	
	Capias	CA	41	▼	-29.3%	-17	
	Motion - Protective Order	MP	9	▲	+80.0%	+4	
	Violation of Protective Order	PV	6	▲	+500.0%	+5	
	Violation Family Abuse Protective Order	PS	2	▲	-	+2	
	Bond Forfeiture	BF	1	▲	-	+1	
	Non-Family Abuse Protective Order	AP	1	▼	-80.0%	-4	
	Emergency Substantial Risk Order	SR	0	▼	-100.0%	-4	
	Protective Order	PC	0	▼	-100.0%	-1	
Remand Support	RS	0	▼	-100.0%	-1		
	<b>Total</b>		<b>596</b>	▼	<b>-8.2%</b>	<b>-53</b>	
<b>Juvenile</b>	Custody Visitation	CV	280	▼	-22.4%	-81	
	Misdemeanor	DM	74	▲	+5.7%	+4	
	Felony	DF	39	▲	+95.0%	+19	
	Foster Care Review	FC	29	▲	+70.6%	+12	
	Traffic	T	21	▲	+31.3%	+5	
	Permanency Planning	PH	13	▲	+30.0%	+3	
	Abuse and Neglect	AN	12	▼	-42.9%	-9	
	Show Cause	SC	11	▲	+37.5%	+3	
	Initial Foster Care	IF	9	▼	-10.0%	-1	
	Non-Family Abuse Protective Order	AP	9	↔	-	-	
	Emergency Custody Order	EC	8	▲	+14.3%	+1	
	Status	ST	7	▼	-30.0%	-3	
	Temporary Detention Order	TD	6	▲	+20.0%	+1	
	Terminate Parental Rights	TP	6	▼	-75.0%	-18	
	Paternity	PT	5	▲	+150.0%	+3	
	Truancy	TR	5	▼	-28.6%	-2	
	Capias	CA	3	▲	-	+3	
	Mental Commitment	MC	3	▲	+50.0%	+1	
	Remand Custody	RC	2	▼	-33.3%	-1	
	Remand Visitation	RV	2	▼	-33.3%	-1	
	Civil Violation	CI	1	▼	-50.0%	-1	
	Relief of Custody	CR	1	↔	-	-	
	Voluntary Continuing Services and Support Agreem	VA	1	↔	-	-	
	Child In Need of Services	CS	0	▼	-100.0%	-1	
	Motion - Protective Order	MP	0	▼	-100.0%	-1	
	Qualified Residential Treatment	QR	0	▼	-100.0%	-3	
	Special Immigrant Juvenile Status	SI	0	▼	-100.0%	-3	
		<b>Total</b>		<b>547</b>	▼	<b>-11.3%</b>	<b>-70</b>
	<b>GRAND TOTAL</b>			<b>1,143</b>	▼	<b>-9.7%</b>	<b>-123</b>



Filings by Major Case Category\*\*

Category	Summary	Change	% Change	Absolute Change
Adult Criminal	273	▲	-17.0%	-56
Child Dependency	71	▼	-18.4%	-16
Child in Need of Services/Supervision	9	▲	+12.5%	+1
Custody and Visitation	285	▲	-21.5%	-78
Delinquency	123	▲	+25.5%	+25
Juvenile Miscellaneous	7	▼	-30.0%	-3
New to Workload Study	1	▼	-88.9%	-8
Other	100	▼	-1.0%	-1
Protective Orders	92	▼	+24.3%	+18
Support	161	▼	-5.8%	-10
Traffic	21	▲	+31.3%	+5
<b>GRAND TOTAL</b>	<b>1,143</b>	▼	-9.7%	-123

\* Compared to same time period as previous year  
 7/11/2024 12:30:55PM

\*\* Case Type Categories are defined in the 2017 Virginia Judicial Workload Assessment  
 Source: SCV-SQL-Information

2024 Overall GRAND TOTAL		Distribution of Caseload		Change*		Percentage (%) of Caseload			
<b>984</b> 	+72 7.9%	<b>Adult</b>	446	45%	0.2% ▲	+1	<b>Adult</b>	48.8%	45.3%
		<b>Juvenile</b>	538	55%	15.2% ▲	+71	<b>Juvenile</b>	51.2%	54.7%
<b>GRAND TOTAL</b>		<b>984</b>	100%	7.9% ▲	+72	<b>GRAND TOTAL</b>	100%	100%	

Filings by Division & Code

Division	Case Type Description	Code	Summary	Change	% Change	Absolute Change
<b>Adult</b>	Misdemeanor	CM	150	▲	+33.9%	+38
	Civil Support	VS	98	▲	+19.5%	+16
	Family Abuse - Protective Order	FP	61	▲	+17.3%	+9
	Show Cause	SC	46	▲	-24.6%	-15
	Felony	CF	42	▲	+50.0%	+14
	Other	OT	19	▼	-70.8%	-46
	Capias	CA	17	▼	-46.9%	-15
	Motion - Protective Order	MP	6	▼	-33.3%	-3
	Non-Family Abuse Protective Order	AP	5	▲	+66.7%	+2
	Remand Support	RS	2	▲	-	+2
	Protective Order	PC	0	▼	-100.0%	-1
Total			<b>446</b>	▲	<b>0.2%</b>	<b>+1</b>
<b>Juvenile</b>	Custody Visitation	CV	311	▲	+3.7%	+11
	Misdemeanor	DM	88	▲	+51.7%	+30
	Felony	DF	39	▼	-2.5%	-1
	Traffic	T	32	▲	+77.8%	+14
	Civil Violation	CI	15	▲	+275.0%	+11
	Non-Family Abuse Protective Order	AP	14	↔	-	-
	Show Cause	SC	10	▲	+233.3%	+7
	Foster Care Review	FC	7	▼	-12.5%	-1
	Family Abuse - Protective Order	FP	6	▲	+500.0%	+5
	Paternity	PT	4	▲	+300.0%	+3
	Terminate Parental Rights	TP	4	▲	-	+4
	Remand Custody	RC	3	▲	-	+3
	Capias	CA	2	▼	-33.3%	-1
	Permanency Planning	PH	1	↔	-	-
	Remand Visitation	RV	1	▲	-	+1
	Special Immigrant Juvenile Status	SI	1	▲	-	+1
	Abuse and Neglect	AN	0	▼	-100.0%	-7
	Initial Foster Care	IF	0	▼	-100.0%	-6
	Status	ST	0	▼	-100.0%	-2
	Truancy	TR	0	▼	-100.0%	-1
Total			<b>538</b>	▲	<b>15.2%</b>	<b>+71</b>
<b>GRAND TOTAL</b>			<b>984</b>	▲	<b>7.9%</b>	<b>+72</b>




Filings by Major Case Category\*\*

Category	Summary	Change	% Change	Absolute Change
Adult Criminal	240	▼	+8.1%	+18
Child Dependency	12	▲	-45.5%	-10
Child in Need of Services/Supervision	0	▼	-100.0%	-1
Custody and Visitation	315	▲	+4.7%	+14
Delinquency	139	▲	+33.7%	+35
Juvenile Miscellaneous	0	▼	-100.0%	-2
New to Workload Study	16	▲	+300.0%	+12
Other	25	▲	-61.5%	-40
Protective Orders	92	▲	+16.5%	+13
Support	113	▼	+20.2%	+19

\* Compared to same time period as previous year  
 7/11/2024 12:30:55PM

\*\* Case Type Categories are defined in the 2017 Virginia Judicial Workload Assessment  
 Source: SCV-SQL-Information

Traffic		32	▲	+77.8%	+14
	<b>GRAND TOTAL</b>	<b>984</b>	▲	7.9%	+72

2024 Overall GRAND TOTAL		Distribution of Caseload			Change*		Percentage (%) of Caseload		
<b>108</b>	-16 -12.9%	<b>Adult</b>	69	64%	0.0%	0	<b>Adult</b>	55.6%	63.9%
2024 		<b>Juvenile</b>	39	36%	-29.1%	-16	<b>Juvenile</b>	44.4%	36.1%
2023 		<b>GRAND TOTAL</b>	<b>108</b>	100%	-12.9%	-16	<b>GRAND TOTAL</b>	100%	100%

Filings by Division & Code

Division	Case Type Description	Code	Summary	Change	% Change	Absolute Change
<b>Adult</b>	Civil Support	VS	24	▲	+118.2%	+13
	Show Cause	SC	13	▲	+62.5%	+5
	Other	OT	12	▼	-42.9%	-9
	Misdemeanor	CM	10	▼	-37.5%	-6
	Family Abuse - Protective Order	FP	7	▲	+16.7%	+1
	Felony	CF	2	↔		-
	Motion - Protective Order	MP	1	↔		-
	Capias	CA	0	▼	-100.0%	-3
	Non-Family Abuse Protective Order	AP	0	▼	-100.0%	-1
	<b>Total</b>			<b>69</b>		<b>0.0%</b>
<b>Juvenile</b>	Custody Visitation	CV	33	▼	-23.3%	-10
	Child In Need of Services	CS	2	▲	-	+2
	Non-Family Abuse Protective Order	AP	2	▲	-	+2
	Paternity	PT	1	▲	-	+1
	Traffic	T	1	▼	-88.9%	-8
	Misdemeanor	DM	0	▼	-100.0%	-2
	Truancy	TR	0	▼	-100.0%	-1
<b>Total</b>			<b>39</b>	▼	<b>-29.1%</b>	<b>-16</b>
<b>GRAND TOTAL</b>			<b>108</b>	▼	<b>-12.9%</b>	<b>-16</b>

Filings by Major Case Category\*\*

Category	Summary	Change	% Change	Absolute Change
Adult Criminal	17	▼	-29.2%	-7
Child in Need of Services/Supervision	2	▲	+100.0%	+1
Custody and Visitation	34	▲	-20.9%	-9
Delinquency	0	▼	-100.0%	-2
Other	12	▼	-42.9%	-9
Protective Orders	10	▲	+25.0%	+2
Support	32	▲	+100.0%	+16
Traffic	1	▼	-88.9%	-8
<b>GRAND TOTAL</b>	<b>108</b>	▼	<b>-12.9%</b>	<b>-16</b>

\* Compared to same time period as previous year  
 7/11/2024 12:30:55PM

\*\* Case Type Categories are defined in the 2017 Virginia Judicial Workload Assessment  
 Source: SCV-SQL-Information

2024 Overall GRAND TOTAL		Distribution of Caseload			Change*		Percentage (%) of Caseload		
<b>349</b> +27 8.4% 	Adult	174	50%	8.1% ▲	+13	Adult	2023	2024	
	Juvenile	175	50%	8.7% ▲	+14	Juvenile	50.0%	49.9%	
	<b>GRAND TOTAL</b>	<b>349</b>	100%	8.4% ▲	+27	<b>GRAND TOTAL</b>	100%	100%	

Filings by Division & Code

Division	Case Type Description	Code	Summary	Change	% Change	Absolute Change
<b>Adult</b>	Misdemeanor	CM	38	▼	-24.0%	-12
	Show Cause	SC	36	▲	+50.0%	+12
	Other	OT	34	▲	+466.7%	+28
	Family Abuse - Protective Order	FP	23	▲	+15.0%	+3
	Civil Support	VS	20	▼	-4.8%	-1
	Felony	CF	16	▼	-42.9%	-12
	Capias	CA	4	▼	-60.0%	-6
	Non-Family Abuse Protective Order	AP	2	▲	-	+2
	Motion - Protective Order	MP	1	↔	-	-
	Restricted License for Non-Support	SL	0	▼	-100.0%	-1
	<b>Total</b>		<b>174</b>	<b>▲</b>	<b>8.1%</b>	<b>+13</b>
<b>Juvenile</b>	Custody Visitation	CV	57	▲	+16.3%	+8
	Misdemeanor	DM	32	▲	+3.2%	+1
	Traffic	T	27	▲	+92.9%	+13
	Permanency Planning	PH	19	▲	+533.3%	+16
	Foster Care Review	FC	16	▲	+14.3%	+2
	Felony	DF	13	▲	+85.7%	+6
	Paternity	PT	3	▲	-	+3
	Child In Need of Services	CS	2	▼	-33.3%	-1
	Temporary Detention Order	TD	2	▲	-	+2
	Civil Violation	CI	1	↔	-	-
	Special Immigrant Juvenile Status	SI	1	▲	-	+1
	Terminate Parental Rights	TP	1	▼	-66.7%	-2
	Truancy	TR	1	▼	-50.0%	-1
	Abuse and Neglect	AN	0	▼	-100.0%	-16
	Family Abuse - Protective Order	FP	0	▼	-100.0%	-2
	Initial Foster Care	IF	0	▼	-100.0%	-7
	Non-Family Abuse Protective Order	AP	0	▼	-100.0%	-4
	Other	OT	0	▼	-100.0%	-1
	Remand Custody	RC	0	▼	-100.0%	-1
	Remand Visitation	RV	0	▼	-100.0%	-1
Show Cause	SC	0	▼	-100.0%	-1	
Status	ST	0	▼	-100.0%	-1	
	<b>Total</b>		<b>175</b>	<b>▲</b>	<b>8.7%</b>	<b>+14</b>
<b>GRAND TOTAL</b>			<b>349</b>	<b>▲</b>	<b>8.4%</b>	<b>+27</b>

Filings by Major Case Category\*\*

Category	Summary	Change	% Change	Absolute Change
Adult Criminal	86	▼	-17.3%	-18
Child Dependency	36	▲	-16.3%	-7
Child in Need of Services/Supervision	3	▼	-40.0%	-2
Custody and Visitation	60	▲	+22.4%	+11
Delinquency	45	▼	+15.4%	+6
Juvenile Miscellaneous	0	▼	-100.0%	-1
New to Workload Study	2	▲	+100.0%	+1
Other	36	▲	+300.0%	+27
Protective Orders	26	▲	-3.7%	-1
Support	28	▼	-6.7%	-2

\* Compared to same time period as previous year  
 7/11/2024 12:30:55PM

\*\* Case Type Categories are defined in the 2017 Virginia Judicial Workload Assessment  
 Source: SCV-SQL-Information

CPSS - JCMS CASELOAD STATISTICS OF THE JUVENILE & DOMESTIC RELATIONS DISTRICT COURTS  
January 2024 thru June 2024 Filings (Compared to January 2023 thru June 2023)

---

Traffic		27	▲	+92.9%	+13
	<b>GRAND TOTAL</b>	<b>349</b>	▲	8.4%	+27

---

---

2024 Overall GRAND TOTAL		Distribution of Caseload			Change*		Percentage (%) of Caseload		
<b>6,988</b> +173 2.5% 		<b>Adult</b>	4,266	61%	1.0% ▲	+44	<b>Adult</b>	2023: 62.0%	2024: 61.0%
		<b>Juvenile</b>	2,722	39%	5.0% ▲	+129	<b>Juvenile</b>	38.0%	39.0%
		<b>GRAND TOTAL</b>	<b>6,988</b>	100%	2.5% ▲	+173	<b>GRAND TOTAL</b>	100%	100%

Filings by Division & Code

Division	Case Type Description	Code	Summary	Change	% Change	Absolute Change	
<b>Adult</b>	Misdemeanor	CM	1,186	▲	+4.8%	+54	
	Other	OT	702	▼	-11.9%	-95	
	Civil Support	VS	639	▲	+10.0%	+58	
	Show Cause	SC	630	▲	+1.9%	+12	
	Felony	CF	498	▲	+39.9%	+142	
	Family Abuse - Protective Order	FP	288	↔	-	-	
	Capias	CA	272	▼	-30.1%	-117	
	Non-Family Abuse Protective Order	AP	16	▲	+45.5%	+5	
	Violation of Protective Order	PV	15	▼	-28.6%	-6	
	Motion - Protective Order	MP	12	▼	-25.0%	-4	
	Remand Support	RS	6	▼	-33.3%	-3	
	Bond Forfeiture	BF	1	▼	-50.0%	-1	
	Protective Order	PC	1	▲	-	+1	
	Restricted License for Non-Support	SL	0	▼	-100.0%	-2	
	<b>Total</b>		<b>4,266</b>	▲	<b>1.0%</b>	<b>+44</b>	
<b>Juvenile</b>	Custody Visitation	CV	1,333	▼	-14.7%	-230	
	Misdemeanor	DM	454	▲	+73.3%	+192	
	Felony	DF	136	▲	+17.2%	+20	
	Civil Violation	CI	119	▲	+72.5%	+50	
	Mental Commitment	MC	97	▲	+5.4%	+5	
	Truancy	TR	84	▲	+13.5%	+10	
	Status	ST	63	▲	+40.0%	+18	
	Non-Family Abuse Protective Order	AP	55	▲	+111.5%	+29	
	Traffic	T	51	▲	+4.1%	+2	
	Abuse and Neglect	AN	42	▲	+10.5%	+4	
	Paternity	PT	41	▼	-22.6%	-12	
	Foster Care Review	FC	38	▲	+8.6%	+3	
	Show Cause	SC	38	▲	+216.7%	+26	
	Initial Foster Care	IF	36	▲	+80.0%	+16	
	Permanency Planning	PH	35	▲	+34.6%	+9	
	Child In Need of Services	CS	33	▲	+17.9%	+5	
	Terminate Parental Rights	TP	18	▼	-28.0%	-7	
	Other	OT	16	▲	+23.1%	+3	
	Special Immigrant Juvenile Status	SI	8	▲	+300.0%	+6	
	Remand Custody	RC	7	▼	-58.8%	-10	
	Temporary Detention Order	TD	5	▼	-64.3%	-9	
	Voluntary Continuing Services and Support Agree	VA	5	▲	+150.0%	+3	
	Family Abuse - Protective Order	FP	4	▲	+33.3%	+1	
	Emergency Custody Order	EC	2	▼	-77.8%	-7	
	Capias	CA	1	▲	-	+1	
	Remand Visitation	RV	1	▲	-	+1	
		<b>Total</b>		<b>2,722</b>	▲	<b>5.0%</b>	<b>+129</b>
		<b>GRAND TOTAL</b>		<b>6,988</b>	▲	<b>2.5%</b>	<b>+173</b>

Filings by Major Case Category\*\*

Category	Summary	Change	% Change	Absolute Change
Adult Criminal	2,458	▲	+4.4%	+103
Child Dependency	174	▲	+19.2%	+28
Child in Need of Services/Supervision	117	▲	+14.7%	+15

\* Compared to same time period as previous year  
 7/11/2024 12:30:55PM

\*\* Case Type Categories are defined in the 2017 Virginia Judicial Workload Assessment  
 Source: SCV-SQL-Information

Custody and Visitation	1,374	▼	-15.0%	-242
Delinquency	629	▲	+61.3%	+239
Juvenile Miscellaneous	64	▲	+42.2%	+19
New to Workload Study	127	▲	+78.9%	+56
Other	835	▲	-12.2%	-116
Protective Orders	375	▲	+9.0%	+31
Support	784	▼	+5.1%	+38
Traffic	51	▲	+4.1%	+2
<b>GRAND TOTAL</b>	<b>6,988</b>	▲	2.5%	+173



2024 Overall GRAND TOTAL		Distribution of Caseload			Change*		Percentage (%) of Caseload		
<b>5,401</b> 	+212	<b>Adult</b>	2,902	54%	7.3% ▲	+197	<b>Adult</b>	52.1%	53.7%
	4.1%	<b>Juvenile</b>	2,499	46%	0.6% ▲	+15	<b>Juvenile</b>	47.9%	46.3%
		<b>GRAND TOTAL</b>	<b>5,401</b>	100%	4.1% ▲	+212	<b>GRAND TOTAL</b>	100%	100%

Filings by Division & Code

Division	Case Type Description	Code	Summary	Change	% Change	Absolute Change
<b>Adult</b>	Show Cause	SC	637	▲	+25.9%	+131
	Misdemeanor	CM	632	▲	+14.9%	+82
	Other	OT	537	▼	-14.2%	-89
	Civil Support	VS	414	▲	+17.9%	+63
	Family Abuse - Protective Order	FP	217	▲	+3.3%	+7
	Capias	CA	206	▼	-8.4%	-19
	Felony	CF	169	▼	-4.5%	-8
	Remand Support	RS	50	▲	+108.3%	+26
	Non-Family Abuse Protective Order	AP	14	▲	+133.3%	+8
	Motion - Protective Order	MP	10	▲	+11.1%	+1
	Violation of Protective Order	PV	10	▼	-44.4%	-8
	Restricted License for Non-Support	SL	4	▲	+100.0%	+2
	Bond Forfeiture	BF	1	↔	-	-
	Criminal Support	CS	1	▲	-	+1
Total			<b>2,902</b>	▲	<b>7.3%</b>	<b>+197</b>
<b>Juvenile</b>	Custody Visitation	CV	1,432	▼	-3.3%	-49
	Misdemeanor	DM	269	▼	-10.3%	-31
	Truancy	TR	105	▲	+9.4%	+9
	Felony	DF	86	▼	-28.9%	-35
	Status	ST	77	▼	-31.3%	-35
	Remand Visitation	RV	66	▲	+135.7%	+38
	Remand Custody	RC	64	▲	+120.7%	+35
	Paternity	PT	48	▼	-22.6%	-14
	Traffic	T	45	▲	+28.6%	+10
	Foster Care Review	FC	39	▲	+85.7%	+18
	Permanency Planning	PH	38	▼	-5.0%	-2
	Temporary Detention Order	TD	38	▲	+442.9%	+31
	Abuse and Neglect	AN	34	▼	-30.6%	-15
	Non-Family Abuse Protective Order	AP	26	▲	+36.8%	+7
	Terminate Parental Rights	TP	25	▲	+150.0%	+15
	Show Cause	SC	22	▲	+57.1%	+8
	Emergency Custody Order	EC	16	▲	-	+16
	Voluntary Continuing Services and Support Agreem	VA	15	▲	+114.3%	+8
	Initial Foster Care	IF	13	▼	-13.3%	-2
	Other	OT	10	▲	+400.0%	+8
	Family Abuse - Protective Order	FP	8	▲	+700.0%	+7
	Entrustment	ET	6	▲	+50.0%	+2
	Civil Violation	CI	5	▼	-61.5%	-8
	Capias	CA	4	▼	-42.9%	-3
	Relief of Custody	CR	3	▲	+50.0%	+1
	Mental Commitment	MC	2	▲	+100.0%	+1
	Child In Need of Services	CS	1	▼	-83.3%	-5
	Juvenile Support	JS	1	▲	-	+1
	Special Immigrant Juvenile Status	SI	1	↔	-	-
	Emancipation	EP	0	▼	-100.0%	-1
	Total			<b>2,499</b>	▲	<b>0.6%</b>
<b>GRAND TOTAL</b>			<b>5,401</b>	▲	<b>4.1%</b>	<b>+212</b>

Filings by Major Case Category\*\*

Category	Summary	Change	% Change	Absolute Change
Adult Criminal	1,474	▼	+7.1%	+98
Child Dependency	173	▲	+16.9%	+25
Child in Need of Services/Supervision	106	▼	+3.9%	+4
Custody and Visitation	1,480	▼	-4.1%	-63
Delinquency	381	▼	-13.8%	-61
Juvenile Miscellaneous	77	▼	-31.9%	-36
New to Workload Study	6	▼	-57.1%	-8
Other	783	▲	+9.2%	+66
Protective Orders	275	▲	+12.2%	+30
Support	601	▲	+32.4%	+147
Traffic	45	▲	+28.6%	+10
<b>GRAND TOTAL</b>	<b>5,401</b>	▲	4.1%	+212

2024 Overall GRAND TOTAL		Distribution of Caseload		Change*		Percentage (%) of Caseload		
<b>115</b> -3 -2.5% 	Adult	70	61%	-9.1%	▼	-7	2023	2024
	Juvenile	45	39%	9.8%	▲	+4	65.3%	60.9%
<b>GRAND TOTAL</b>		<b>115</b>	100%	-2.5%	▼	-3	<b>100%</b>	<b>100%</b>

Filings by Division & Code

Division	Case Type Description	Code	Summary	Change	% Change	Absolute Change
<b>Adult</b>	Civil Support	VS	16	▲	+77.8%	+7
	Other	OT	11	▼	-15.4%	-2
	Family Abuse - Protective Order	FP	10	▼	-28.6%	-4
	Misdemeanor	CM	10	▼	-37.5%	-6
	Show Cause	SC	9	▲	-10.0%	-1
	Felony	CF	6	▲	+20.0%	+1
	Capias	CA	5	▼	-37.5%	-3
	Bond Forfeiture	BF	1	↔		-
	Motion - Protective Order	MP	1	▲	-	+1
	Violation of Protective Order	PV	1	↔		-
Total			<b>70</b>	▼	<b>-9.1%</b>	<b>-7</b>
<b>Juvenile</b>	Custody Visitation	CV	32	▲	+6.7%	+2
	Abuse and Neglect	AN	8	▲	-	+8
	Misdemeanor	DM	4	▲	+33.3%	+1
	Truancy	TR	1	↔		-
	Felony	DF	0	▼	-100.0%	-1
	Foster Care Review	FC	0	▼	-100.0%	-1
	Non-Family Abuse Protective Order	AP	0	▼	-100.0%	-2
	Remand Custody	RC	0	▼	-100.0%	-1
	Remand Visitation	RV	0	▼	-100.0%	-1
	Traffic	T	0	▼	-100.0%	-1
Total			<b>45</b>	▲	<b>9.8%</b>	<b>+4</b>
<b>GRAND TOTAL</b>			<b>115</b>	▼	<b>-2.5%</b>	<b>-3</b>

Filings by Major Case Category\*\*

Category	Summary	Change	% Change	Absolute Change
Adult Criminal	27	▼	-28.9%	-11
Child Dependency	8	▲	+700.0%	+7
Child in Need of Services/Supervision	1	↔		0
Custody and Visitation	32	▲	+6.7%	+2
Delinquency	4	▼		0
Other	11	▼	-26.7%	-4
Protective Orders	11	▲	-31.3%	-5
Support	21	▲	+75.0%	+9
Traffic	0	▼	-100.0%	-1
<b>GRAND TOTAL</b>		<b>115</b>	▼	<b>-2.5%</b>

\* Compared to same time period as previous year  
 7/11/2024 12:30:55PM

\*\* Case Type Categories are defined in the 2017 Virginia Judicial Workload Assessment  
 Source: SCV-SQL-Information

2024 Overall GRAND TOTAL		Distribution of Caseload			Change*		Percentage (%) of Caseload		
<b>1,129</b> +68 6.4% 	2024 2023	<b>Adult</b>	594	53%	1.2% ▲	+7	<b>Adult</b>	55.3%	52.6%
		<b>Juvenile</b>	535	47%	12.9% ▲	+61	<b>Juvenile</b>	44.7%	47.4%
<b>GRAND TOTAL</b>		<b>1,129</b>	100%	6.4% ▲	+68	<b>GRAND TOTAL</b>	100%	100%	

Filings by Division & Code

Division	Case Type Description	Code	Summary	Change	% Change	Absolute Change	
<b>Adult</b>	Misdemeanor	CM	153	▲	+10.1%	+14	
	Other	OT	114	▲	-2.6%	-3	
	Show Cause	SC	104	▲	+62.5%	+40	
	Civil Support	VS	84	▼	-20.0%	-21	
	Family Abuse - Protective Order	FP	50	▼	-18.0%	-11	
	Felony	CF	26	▼	-31.6%	-12	
	Motion - Protective Order	MP	17	▲	+54.5%	+6	
	Remand Support	RS	17	▲	+240.0%	+12	
	Capias	CA	12	▼	-67.6%	-25	
	Violation of Protective Order	PV	10	▲	+100.0%	+5	
	Non-Family Abuse Protective Order	AP	7	▲	+250.0%	+5	
	Bond Forfeiture	BF	0	▼	-100.0%	-1	
	Restricted License for Non-Support	SL	0	▼	-100.0%	-2	
<b>Total</b>			<b>594</b>	<b>▲</b>	<b>1.2%</b>	<b>+7</b>	
<b>Juvenile</b>	Custody Visitation	CV	360	▲	+20.0%	+60	
	Remand Visitation	RV	26	▲	+160.0%	+16	
	Remand Custody	RC	25	▲	+150.0%	+15	
	Misdemeanor	DM	23	▼	-63.5%	-40	
	Status	ST	19	▲	+90.0%	+9	
	Traffic	T	19	▲	+5.6%	+1	
	Temporary Detention Order	TD	9	▲	+125.0%	+5	
	Motion - Protective Order	MP	8	▲	+100.0%	+4	
	Foster Care Review	FC	7	↔	-	-	
	Non-Family Abuse Protective Order	AP	6	▲	+20.0%	+1	
	Child In Need of Services	CS	5	▲	+150.0%	+3	
	Other	OT	5	▲	-	+5	
	Paternity	PT	5	↔	-	-	
	Initial Foster Care	IF	4	▲	+100.0%	+2	
	Permanency Planning	PH	4	▼	-20.0%	-1	
	Abuse and Neglect	AN	3	▼	-25.0%	-1	
	Felony	DF	3	▼	-81.3%	-13	
	Emergency Custody Order	EC	1	▲	-	+1	
	Relief of Custody	CR	1	▲	-	+1	
	Truancy	TR	1	▼	-50.0%	-1	
	Voluntary Continuing Services and Support Agreem	VA	1	▲	-	+1	
	Civil Violation	CI	0	▼	-100.0%	-1	
	Show Cause	SC	0	▼	-100.0%	-6	
	<b>Total</b>			<b>535</b>	<b>▲</b>	<b>12.9%</b>	<b>+61</b>
	<b>GRAND TOTAL</b>			<b>1,129</b>	<b>▲</b>	<b>6.4%</b>	<b>+68</b>

Filings by Major Case Category\*\*

Category	Summary	Change	% Change	Absolute Change
Adult Criminal	273	▼	+1.1%	+3
Child Dependency	20	▲	+11.1%	+2
Child in Need of Services/Supervision	6	▲	+50.0%	+2
Custody and Visitation	365	▲	+19.7%	+60
Delinquency	26	▼	-69.4%	-59
Juvenile Miscellaneous	19	▲	+90.0%	+9

\* Compared to same time period as previous year  
 7/11/2024 12:30:55PM

\*\* Case Type Categories are defined in the 2017 Virginia Judicial Workload Assessment  
 Source: SCV-SQL-Information

**CPSS - JCMS CASELOAD STATISTICS OF THE JUVENILE & DOMESTIC RELATIONS DISTRICT COURTS**  
 January 2024 thru June 2024 Filings (Compared to January 2023 thru June 2023)

**Gloucester**

District: 9 FIPS: 073

New to Workload Study	0	▼	-100.0%	-1
Other	197	▲	+34.9%	+51
Protective Orders	88	▲	+6.0%	+5
Support	116	▲	-4.1%	-5
Traffic	19	▲	+5.6%	+1
<b>GRAND TOTAL</b>	<b>1,129</b>	▲	6.4%	+68

2024 Overall GRAND TOTAL		Distribution of Caseload		Change*		Percentage (%) of Caseload			
<b>230</b>	-9 -3.8%	<b>Adult</b>	130	57%	12.1% ▲	+14	<b>Adult</b>	48.5%	56.5%
2024		<b>Juvenile</b>	100	43%	-18.7% ▼	-23	<b>Juvenile</b>	51.5%	43.5%
2023		<b>GRAND TOTAL</b>	<b>230</b>	100%	-3.8% ▼	-9	<b>GRAND TOTAL</b>	100%	100%

Filings by Division & Code

Division	Case Type Description	Code	Summary	Change	% Change	Absolute Change
<b>Adult</b>	Misdemeanor	CM	36	▲	+12.5%	+4
	Other	OT	27	▼	-32.5%	-13
	Civil Support	VS	20	▲	+17.6%	+3
	Show Cause	SC	17	▲	+325.0%	+13
	Family Abuse - Protective Order	FP	16	▲	+45.5%	+5
	Capias	CA	6	▲	-	+6
	Felony	CF	3	▼	-62.5%	-5
	Violation of Protective Order	PV	3	▲	+50.0%	+1
	Motion - Protective Order	MP	1	▼	-50.0%	-1
	Restricted License for Non-Support	SL	1	▲	-	+1
	<b>Total</b>		<b>130</b>	▲	<b>12.1%</b>	<b>+14</b>
<b>Juvenile</b>	Custody Visitation	CV	51	▼	-39.3%	-33
	Foster Care Review	FC	11	▲	+450.0%	+9
	Non-Family Abuse Protective Order	AP	9	▲	-	+9
	Misdemeanor	DM	8	▼	-42.9%	-6
	Traffic	T	5	▼	-66.7%	-10
	Abuse and Neglect	AN	3	▲	-	+3
	Other	OT	3	▲	-	+3
	Paternity	PT	3	▲	+50.0%	+1
	Truancy	TR	3	▲	+200.0%	+2
	Felony	DF	1	↔	-	-
	Permanency Planning	PH	1	▲	-	+1
	Show Cause	SC	1	↔	-	-
	Status	ST	1	▲	-	+1
	Entrustment	ET	0	▼	-100.0%	-1
	Temporary Detention Order	TD	0	▼	-100.0%	-1
	Voluntary Continuing Services and Support Agree	VA	0	▼	-100.0%	-1
		<b>Total</b>		<b>100</b>	▼	<b>-18.7%</b>
<b>GRAND TOTAL</b>			<b>230</b>	▼	-3.8%	-9

Filings by Major Case Category\*\*

Category	Summary	Change	% Change	Absolute Change
Adult Criminal	59	▲	+31.1%	+14
Child Dependency	15	▲	+275.0%	+11
Child in Need of Services/Supervision	3	▲	+200.0%	+2
Custody and Visitation	54	▲	-37.2%	-32
Delinquency	10	▼	-37.5%	-6
Juvenile Miscellaneous	1	▲	-	+1
Other	30	▲	-26.8%	-11
Protective Orders	26	▲	+100.0%	+13
Support	27	▲	+50.0%	+9
Traffic	5	▼	-66.7%	-10
<b>GRAND TOTAL</b>	<b>230</b>	▼	-3.8%	-9

\* Compared to same time period as previous year  
 7/11/2024 12:30:55PM

\*\* Case Type Categories are defined in the 2017 Virginia Judicial Workload Assessment  
 Source: SCV-SQL-Information

2024 Overall GRAND TOTAL		Distribution of Caseload		Change*		Percentage (%) of Caseload			
<b>604</b>	+74 14.0%	<b>Adult</b>	357	59%	34.2% ▲	+91	<b>Adult</b>	50.2%	59.1%
2024		<b>Juvenile</b>	247	41%	-6.4% ▼	-17	<b>Juvenile</b>	49.8%	40.9%
2023		<b>GRAND TOTAL</b>	<b>604</b>	100%	14.0% ▲	+74	<b>GRAND TOTAL</b>	100%	100%

**Filings by Division & Code**

Division	Case Type Description	Code	Summary	Change	% Change	Absolute Change
<b>Adult</b>	Misdemeanor	CM	83	▲	+56.6%	+30
	Other	OT	82	▲	+64.0%	+32
	Civil Support	VS	60	▲	+22.4%	+11
	Show Cause	SC	60	▲	+27.7%	+13
	Family Abuse - Protective Order	FP	31	▲	+14.8%	+4
	Capias	CA	16	▲	+77.8%	+7
	Felony	CF	9	▼	-30.8%	-4
	Remand Support	RS	5	▲	+150.0%	+3
	Violation of Protective Order	PV	5	▲	+150.0%	+3
	Motion - Protective Order	MP	3	▼	-50.0%	-3
	Criminal Support	CS	2	▲	-	+2
	Non-Family Abuse Protective Order	AP	1	▼	-85.7%	-6
	Restricted License for Non-Support	SL	0	▼	-100.0%	-1
	Total			<b>357</b>	▲	<b>34.2%</b>
<b>Juvenile</b>	Custody Visitation	CV	159	▼	-12.6%	-23
	Misdemeanor	DM	23	▼	-39.5%	-15
	Traffic	T	23	▲	+27.8%	+5
	Truancy	TR	7	▲	+250.0%	+5
	Non-Family Abuse Protective Order	AP	5	▲	+150.0%	+3
	Remand Custody	RC	5	▲	-	+5
	Foster Care Review	FC	4	↔	-	-
	Paternity	PT	4	▲	+33.3%	+1
	Remand Visitation	RV	4	▲	-	+4
	Status	ST	4	▲	-	+4
	Show Cause	SC	3	▼	-25.0%	-1
	Child In Need of Services	CS	2	▲	+100.0%	+1
	Abuse and Neglect	AN	1	▼	-50.0%	-1
	Emergency Custody Order	EC	1	▲	-	+1
	Felony	DF	1	▼	-80.0%	-4
	Other	OT	1	▲	-	+1
	Capias	CA	0	▼	-100.0%	-1
	Civil Violation	CI	0	▼	-100.0%	-1
	Qualified Residential Treatment	QR	0	▼	-100.0%	-1
	Total			<b>247</b>	▼	<b>-6.4%</b>
<b>GRAND TOTAL</b>			<b>604</b>	▲	<b>14.0%</b>	<b>+74</b>

**Filings by Major Case Category\*\***

Category	Summary	Change	% Change	Absolute Change
Adult Criminal	136	▲	+20.4%	+23
Child Dependency	5	▼	-28.6%	-2
Child in Need of Services/Supervision	9	▲	+200.0%	+6
Custody and Visitation	163	▲	-11.9%	-22
Delinquency	27	▼	-43.8%	-21
Juvenile Miscellaneous	4	▲	-	+4
New to Workload Study	0	▼	-100.0%	-1
Other	98	▲	+88.5%	+46
Protective Orders	40	▲	-4.8%	-2
Support	99	▲	+62.3%	+38

\* Compared to same time period as previous year  
 7/11/2024 12:30:55PM

\*\* Case Type Categories are defined in the 2017 Virginia Judicial Workload Assessment  
 Source: SCV-SQL-Information

Traffic		23	▲	+27.8%	+5
	<b>GRAND TOTAL</b>	<b>604</b>	▲	14.0%	+74



2024 Overall GRAND TOTAL		Distribution of Caseload			Change*		Percentage (%) of Caseload			
<b>182</b>	-26 -12.5%	<b>Adult</b>	75	41%	-5.1%	▼	-4	<b>Adult</b>	38.0%	41.2%
2024		<b>Juvenile</b>	107	59%	-17.1%	▼	-22	<b>Juvenile</b>	62.0%	58.8%
2023		<b>GRAND TOTAL</b>	<b>182</b>	100%	-12.5%	▼	-26	<b>GRAND TOTAL</b>	100%	100%

Filings by Division & Code

Division	Case Type Description	Code	Summary	Change	% Change	Absolute Change
<b>Adult</b>	Misdemeanor	CM	22	▲	+57.1%	+8
	Civil Support	VS	12	▼	-47.8%	-11
	Other	OT	12	▼	-14.3%	-2
	Show Cause	SC	12	▼	-7.7%	-1
	Family Abuse - Protective Order	FP	7	▲	+16.7%	+1
	Capias	CA	5	↔		-
	Felony	CF	2	▼	-33.3%	-1
	Motion - Protective Order	MP	1	▲	-	+1
	Non-Family Abuse Protective Order	AP	1	↔		-
	Violation of Protective Order	PV	1	▲	-	+1
	<b>Total</b>		<b>75</b>	▼	<b>-5.1%</b>	<b>-4</b>
<b>Juvenile</b>	Custody Visitation	CV	72	▲	+16.1%	+10
	Abuse and Neglect	AN	7	▼	-56.3%	-9
	Status	ST	7	▲	+250.0%	+5
	Permanency Planning	PH	6	▲	+500.0%	+5
	Initial Foster Care	IF	4	▼	-20.0%	-1
	Traffic	T	4	▼	-33.3%	-2
	Felony	DF	2	▼	-50.0%	-2
	Misdemeanor	DM	2	▼	-81.8%	-9
	Foster Care Review	FC	1	↔		-
	Other	OT	1	▲	-	+1
	Paternity	PT	1	↔		-
	Child In Need of Services	CS	0	▼	-100.0%	-3
	Emergency Custody Order	EC	0	▼	-100.0%	-1
	Entrustment	ET	0	▼	-100.0%	-1
	Motion - Protective Order	MP	0	▼	-100.0%	-2
	Show Cause	SC	0	▼	-100.0%	-5
	Temporary Detention Order	TD	0	▼	-100.0%	-1
	Truancy	TR	0	▼	-100.0%	-6
	Voluntary Continuing Services and Support Agreem	VA	0	▼	-100.0%	-1
		<b>Total</b>		<b>107</b>	▼	<b>-17.1%</b>
	<b>GRAND TOTAL</b>		<b>182</b>	▼	<b>-12.5%</b>	<b>-26</b>

Filings by Major Case Category\*\*

Category	Summary	Change	% Change	Absolute Change	
Adult Criminal	39	▲	+30.0%	+9	
Child Dependency	18	▲	-28.0%	-7	
Child in Need of Services/Supervision	0	▼	-100.0%	-9	
Custody and Visitation	73	▲	+15.9%	+10	
Delinquency	4	▼	-80.0%	-16	
Juvenile Miscellaneous	7	▲	+250.0%	+5	
Other	13	▲	-18.8%	-3	
Protective Orders	9	▲		0	
Support	15	▼	-46.4%	-13	
Traffic	4	▼	-33.3%	-2	
	<b>GRAND TOTAL</b>		<b>182</b>	▼	<b>-12.5%</b>

\* Compared to same time period as previous year  
 7/11/2024 12:30:55PM

\*\* Case Type Categories are defined in the 2017 Virginia Judicial Workload Assessment  
 Source: SCV-SQL-Information



2024 Overall GRAND TOTAL		Distribution of Caseload		Change*		Percentage (%) of Caseload			
<b>279</b>	-31 -10.0%	<b>Adult</b>	145	52%	-2.0% ▼	-3	<b>Adult</b>	47.7%	52.0%
2024		<b>Juvenile</b>	134	48%	-17.3% ▼	-28	<b>Juvenile</b>	52.3%	48.0%
2023		<b>GRAND TOTAL</b>	<b>279</b>	100%	-10.0% ▼	-31	<b>GRAND TOTAL</b>	100%	100%

Filings by Division & Code

Division	Case Type Description	Code	Summary	Change	% Change	Absolute Change
<b>Adult</b>	Misdemeanor	CM	34	▲	+3.0%	+1
	Other	OT	32	▲	-8.6%	-3
	Civil Support	VS	21	▼	-22.2%	-6
	Show Cause	SC	18	▼	-18.2%	-4
	Felony	CF	14	▲	+600.0%	+12
	Family Abuse - Protective Order	FP	12	▼	-14.3%	-2
	Capias	CA	5	▼	-44.4%	-4
	Non-Family Abuse Protective Order	AP	3	▲	-	+3
	Violation of Protective Order	PV	3	↔	-	-
	Remand Support	RS	2	↔	-	-
	Motion - Protective Order	MP	1	▲	-	+1
	Temporary Detention Order	TD	0	▼	-100.0%	-1
	<b>Total</b>		<b>145</b>	▼	<b>-2.0%</b>	<b>-3</b>
<b>Juvenile</b>	Custody Visitation	CV	73	▼	-17.0%	-15
	Status	ST	13	▲	+225.0%	+9
	Initial Foster Care	IF	8	▲	-	+8
	Misdemeanor	DM	7	▼	-72.0%	-18
	Abuse and Neglect	AN	4	▲	-	+4
	Felony	DF	4	↔	-	-
	Foster Care Review	FC	4	▲	-	+4
	Traffic	T	4	▼	-66.7%	-8
	Remand Visitation	RV	3	▲	+200.0%	+2
	Truancy	TR	3	↔	-	-
	Child In Need of Services	CS	2	▼	-33.3%	-1
	Paternity	PT	2	▲	+100.0%	+1
	Remand Custody	RC	2	▲	+100.0%	+1
	Show Cause	SC	2	▼	-83.3%	-10
	Non-Family Abuse Protective Order	AP	1	▲	-	+1
	Other	OT	1	▲	-	+1
	Temporary Detention Order	TD	1	▼	-50.0%	-1
	Civil Violation	CI	0	▼	-100.0%	-4
	Motion - Protective Order	MP	0	▼	-100.0%	-2
		<b>Total</b>		<b>134</b>	▼	<b>-17.3%</b>
<b>GRAND TOTAL</b>			<b>279</b>	▼	<b>-10.0%</b>	<b>-31</b>

Filings by Major Case Category\*\*

Category	Summary	Change	% Change	Absolute Change
Adult Criminal	70	▲	+7.7%	+5
Child Dependency	16	▲	-	+16
Child in Need of Services/Supervision	5	▼	-16.7%	-1
Custody and Visitation	75	▲	-15.7%	-14
Delinquency	13	▼	-68.3%	-28
Juvenile Miscellaneous	13	▲	+225.0%	+9
New to Workload Study	0	▼	-100.0%	-4
Other	41	▲	-2.4%	-1
Protective Orders	17	▲	+6.3%	+1
Support	25	▼	-19.4%	-6

\* Compared to same time period as previous year  
 7/11/2024 12:30:55PM

\*\* Case Type Categories are defined in the 2017 Virginia Judicial Workload Assessment  
 Source: SCV-SQL-Information

Traffic		4	▼	-66.7%	-8
	<b>GRAND TOTAL</b>	<b>279</b>	▼	-10.0%	-31

2024 Overall GRAND TOTAL		Distribution of Caseload		Change*		Percentage (%) of Caseload			
<b>592</b> -28 -4.5% 		<b>Adult</b>	281	47%	-2.1% ▼	-6	<b>Adult</b>	46.3%	47.5%
		<b>Juvenile</b>	311	53%	-6.6% ▼	-22	<b>Juvenile</b>	53.7%	52.5%
		<b>GRAND TOTAL</b>	<b>592</b>	100%	-4.5% ▼	-28	<b>GRAND TOTAL</b>	100%	100%

Filings by Division & Code

Division	Case Type Description	Code	Summary	Change	% Change	Absolute Change	
<b>Adult</b>	Misdemeanor	CM	64	▼	-28.9%	-26	
	Show Cause	SC	61	▲	+221.1%	+42	
	Civil Support	VS	51	▼	-10.5%	-6	
	Other	OT	38	▲	+11.8%	+4	
	Family Abuse - Protective Order	FP	35	▲	+16.7%	+5	
	Felony	CF	17	▼	-43.3%	-13	
	Capias	CA	6	▼	-50.0%	-6	
	Remand Support	RS	4	▲	+33.3%	+1	
	Non-Family Abuse Protective Order	AP	2	▲	-	+2	
	Violation of Protective Order	PV	2	▼	-33.3%	-1	
	Motion - Protective Order	MP	1	▼	-87.5%	-7	
	Violation Family Abuse Protective Order	PS	0	▼	-100.0%	-1	
		<b>Total</b>		<b>281</b>	▼	<b>-2.1%</b>	<b>-6</b>
<b>Juvenile</b>	Custody Visitation	CV	211	▲	+19.2%	+34	
	Misdemeanor	DM	36	▼	-34.5%	-19	
	Felony	DF	15	↔	-	-	
	Traffic	T	14	▼	-56.3%	-18	
	Paternity	PT	7	▲	+75.0%	+3	
	Show Cause	SC	4	▼	-33.3%	-2	
	Abuse and Neglect	AN	3	▲	+50.0%	+1	
	Child In Need of Services	CS	3	▲	+50.0%	+1	
	Permanency Planning	PH	3	▲	+50.0%	+1	
	Non-Family Abuse Protective Order	AP	2	▼	-71.4%	-5	
	Relief of Custody	CR	2	▲	-	+2	
	Temporary Detention Order	TD	2	▲	+100.0%	+1	
	Entrustment	ET	1	▲	-	+1	
	Initial Foster Care	IF	1	▲	-	+1	
	Mental Commitment	MC	1	▼	-50.0%	-1	
	Motion - Protective Order	MP	1	↔	-	-	
	Other	OT	1	▼	-66.7%	-2	
	Remand Custody	RC	1	▼	-75.0%	-3	
	Remand Visitation	RV	1	▼	-75.0%	-3	
	Status	ST	1	▼	-90.0%	-9	
	Truancy	TR	1	▲	-	+1	
	Family Abuse - Protective Order	FP	0	▼	-100.0%	-1	
	Foster Care Review	FC	0	▼	-100.0%	-2	
	Terminate Parental Rights	TP	0	▼	-100.0%	-1	
	Voluntary Continuing Services and Support Agreem	VA	0	▼	-100.0%	-2	
		<b>Total</b>		<b>311</b>	▼	<b>-6.6%</b>	<b>-22</b>
	<b>GRAND TOTAL</b>			<b>592</b>	▼	<b>-4.5%</b>	<b>-28</b>

Filings by Major Case Category\*\*

Category	Summary	Change	% Change	Absolute Change
Adult Criminal	111	▲	-21.3%	-30
Child Dependency	10	▲	+11.1%	+1
Child in Need of Services/Supervision	4	▲	+100.0%	+2
Custody and Visitation	218	▲	+20.4%	+37
Delinquency	55	▼	-27.6%	-21

\* Compared to same time period as previous year  
 7/11/2024 12:30:55PM

\*\* Case Type Categories are defined in the 2017 Virginia Judicial Workload Assessment  
 Source: SCV-SQL-Information

**CPSS - JCMS CASELOAD STATISTICS OF THE JUVENILE & DOMESTIC RELATIONS DISTRICT COURTS**  
 January 2024 thru June 2024 Filings (Compared to January 2023 thru June 2023)

**New Kent**

District: 9 FIPS: 127

Juvenile Miscellaneous	1	▼	-90.0%	-9
Other	48	▲	-5.9%	-3
Protective Orders	41	▲	-12.8%	-6
Support	90	▲	+26.8%	+19
Traffic	14	▼	-56.3%	-18
<b>GRAND TOTAL</b>	<b>592</b>	▼	-4.5%	-28

2024 Overall GRAND TOTAL		Distribution of Caseload		Change*		Percentage (%) of Caseload			
<b>2,080</b>	-224 -9.7%	<b>Adult</b>	1,156	56%	0.2% ▲	+2	<b>Adult</b>	50.1%	55.6%
2024		<b>Juvenile</b>	924	44%	-19.7% ▼	-226	<b>Juvenile</b>	49.9%	44.4%
2023		<b>GRAND TOTAL</b>	<b>2,080</b>	100%	-9.7% ▼	-224	<b>GRAND TOTAL</b>	100%	100%

**Filings by Division & Code**

Division	Case Type Description	Code	Summary	Change	% Change	Absolute Change	
<b>Adult</b>	Misdemeanor	CM	290	▲	+28.3%	+64	
	Other	OT	203	▲	-9.8%	-22	
	Show Cause	SC	202	▼	-28.4%	-80	
	Civil Support	VS	126	▼	-22.2%	-36	
	Felony	CF	122	▲	+60.5%	+46	
	Capias	CA	98	▲	+92.2%	+47	
	Family Abuse - Protective Order	FP	54	▼	-8.5%	-5	
	Remand Support	RS	33	▼	-23.3%	-10	
	Motion - Protective Order	MP	14	▲	+27.3%	+3	
	Violation of Protective Order	PV	10	▼	-23.1%	-3	
	Non-Family Abuse Protective Order	AP	3	▲	-	+3	
	Bond Forfeiture	BF	1	▼	-66.7%	-2	
	Restricted License for Non-Support	SL	0	▼	-100.0%	-3	
	<b>Total</b>		<b>1,156</b>	▲	<b>0.2%</b>	<b>+2</b>	
<b>Juvenile</b>	Custody Visitation	CV	447	▼	-31.1%	-202	
	Misdemeanor	DM	90	▼	-20.4%	-23	
	Remand Custody	RC	58	▲	+5.5%	+3	
	Remand Visitation	RV	57	↔	-	-	
	Show Cause	SC	47	▼	-9.6%	-5	
	Truancy	TR	31	▼	-11.4%	-4	
	Felony	DF	29	▲	+93.3%	+14	
	Status	ST	26	▼	-3.7%	-1	
	Traffic	T	21	▲	+31.3%	+5	
	Permanency Planning	PH	19	▲	+280.0%	+14	
	Terminate Parental Rights	TP	15	▲	+400.0%	+12	
	Special Immigrant Juvenile Status	SI	14	▲	+27.3%	+3	
	Motion - Protective Order	MP	13	▼	-18.8%	-3	
	Abuse and Neglect	AN	11	▼	-68.6%	-24	
	Civil Violation	CI	8	▲	+166.7%	+5	
	Temporary Detention Order	TD	8	▲	+700.0%	+7	
	Paternity	PT	7	▼	-58.8%	-10	
	Foster Care Review	FC	6	▼	-57.1%	-8	
	Non-Family Abuse Protective Order	AP	5	▼	-37.5%	-3	
	Other	OT	5	▲	+25.0%	+1	
	Emergency Custody Order	EC	2	▼	-50.0%	-2	
	Capias	CA	1	↔	-	-	
	Family Abuse - Protective Order	FP	1	▲	-	+1	
	Initial Foster Care	IF	1	▼	-80.0%	-4	
	Violation of Protective Order	PV	1	▲	-	+1	
	Voluntary Continuing Services and Support Agree	VA	1	↔	-	-	
	Child In Need of Services	CS	0	▼	-100.0%	-1	
	Entrustment	ET	0	▼	-100.0%	-2	
		<b>Total</b>		<b>924</b>	▼	<b>-19.7%</b>	<b>-226</b>
		<b>GRAND TOTAL</b>		<b>2,080</b>	▼	<b>-9.7%</b>	<b>-224</b>

**Filings by Major Case Category\*\***

Category	Summary	Change	% Change	Absolute Change
Adult Criminal	693	▲	+21.2%	+121
Child Dependency	53	▲	-18.5%	-12

\* Compared to same time period as previous year  
 7/11/2024 12:30:55PM

\*\* Case Type Categories are defined in the 2017 Virginia Judicial Workload Assessment  
 Source: SCV-SQL-Information

Child in Need of Services/Supervision	31	▼	-13.9%	-5
Custody and Visitation	454	▼	-31.8%	-212
Delinquency	168	▲	-7.2%	-13
Juvenile Miscellaneous	26	▼	-3.7%	-1
New to Workload Study	22	▲	+57.1%	+8
Other	366	▲	-5.9%	-23
Protective Orders	90	▲	-4.3%	-4
Support	156	▼	-36.1%	-88
Traffic	21	▲	+31.3%	+5
<b>GRAND TOTAL</b>	<b>2,080</b>	▼	-9.7%	-224



2024 Overall GRAND TOTAL		Distribution of Caseload		Change*		Percentage (%) of Caseload			
<b>2,088</b> +404 24.0% 	2024 2023	Adult	1,060	51%	18.4% ▲	+165	Adult	2023	2024
		Juvenile	1,028	49%	30.3% ▲	+239	Juvenile	46.9%	49.2%
<b>GRAND TOTAL</b>		<b>2,088</b>	100%	24.0% ▲	+404	<b>GRAND TOTAL</b>	100%	100%	

Filings by Division & Code

Division	Case Type Description	Code	Summary	Change	% Change	Absolute Change	
<b>Adult</b>	Misdemeanor	CM	264	▲	+18.9%	+42	
	Civil Support	VS	185	▲	+19.4%	+30	
	Show Cause	SC	171	▲	+46.2%	+54	
	Other	OT	141	▲	-1.4%	-2	
	Felony	CF	111	▲	+4.7%	+5	
	Family Abuse - Protective Order	FP	64	▼	-11.1%	-8	
	Capias	CA	62	▲	+63.2%	+24	
	Remand Support	RS	33	▲	+17.9%	+5	
	Motion - Protective Order	MP	19	▲	+216.7%	+13	
	Non-Family Abuse Protective Order	AP	9	▲	+50.0%	+3	
	Restricted License for Non-Support	SL	1	▼	-50.0%	-1	
Total			<b>1,060</b>	▲	<b>18.4%</b>	<b>+165</b>	
<b>Juvenile</b>	Custody Visitation	CV	530	▲	+12.8%	+60	
	Misdemeanor	DM	179	▲	+54.3%	+63	
	Felony	DF	63	▲	+250.0%	+45	
	Remand Custody	RC	41	▲	+28.1%	+9	
	Remand Visitation	RV	40	▲	+25.0%	+8	
	Traffic	T	33	▼	-15.4%	-6	
	Abuse and Neglect	AN	23	▲	+1,050.0%	+21	
	Other	OT	15	▲	-	+15	
	Terminate Parental Rights	TP	13	▲	+160.0%	+8	
	Truancy	TR	13	▼	-27.8%	-5	
	Non-Family Abuse Protective Order	AP	10	▲	+900.0%	+9	
	Permanency Planning	PH	10	▲	+11.1%	+1	
	Show Cause	SC	10	▲	-16.7%	-2	
	Foster Care Review	FC	8	▲	+100.0%	+4	
	Status	ST	8	▲	-11.1%	-1	
	Paternity	PT	5	▼	-16.7%	-1	
	Capias	CA	4	▲	+300.0%	+3	
	Civil Violation	CI	4	↔	-	-	
	Temporary Detention Order	TD	4	▲	+300.0%	+3	
	Emergency Custody Order	EC	3	▲	-	+3	
	Initial Foster Care	IF	3	▼	-25.0%	-1	
	Child In Need of Services	CS	2	↔	-	-	
	Entrustment	ET	2	▲	-	+2	
	Family Abuse - Protective Order	FP	2	▲	-	+2	
	Juvenile Support	JS	1	▲	-	+1	
	Qualified Residential Treatment	QR	1	↔	-	-	
	Voluntary Continuing Services and Support Agreem	VA	1	▲	-	+1	
	Child at Risk	RI	0	▼	-100.0%	-1	
	Mental Commitment	MC	0	▼	-100.0%	-1	
	Special Immigrant Juvenile Status	SI	0	▼	-100.0%	-1	
	Total			<b>1,028</b>	▲	<b>30.3%</b>	<b>+239</b>
	<b>GRAND TOTAL</b>			<b>2,088</b>	▲	<b>24.0%</b>	<b>+404</b>

Filings by Major Case Category\*\*

Category	Summary	Change	% Change	Absolute Change
Adult Criminal	569	▲	+23.2%	+107
Child Dependency	61	▲	+134.6%	+35

\* Compared to same time period as previous year  
 7/11/2024 12:30:55PM

\*\* Case Type Categories are defined in the 2017 Virginia Judicial Workload Assessment  
 Source: SCV-SQL-Information

**CPSS - JCMS CASELOAD STATISTICS OF THE JUVENILE & DOMESTIC RELATIONS DISTRICT COURTS**  
 January 2024 thru June 2024 Filings (Compared to January 2023 thru June 2023)

**York**

District: 9 FIPS: 199

Child in Need of Services/Supervision	16	▲	-20.0%	-4
Custody and Visitation	535	▼	+12.4%	+59
Delinquency	255	▲	+73.5%	+108
Juvenile Miscellaneous	8	▲	-11.1%	-1
New to Workload Study	4	▼	-20.0%	-1
Other	277	▲	+16.9%	+40
Protective Orders	104	▲	+22.4%	+19
Support	226	▲	+27.0%	+48
Traffic	33	▼	-15.4%	-6
<b>GRAND TOTAL</b>	<b>2,088</b>	▲	24.0%	+404

2024 Overall GRAND TOTAL		Distribution of Caseload		Change*		Percentage (%) of Caseload			
<b>711</b> +38 5.6% 	2024 2023	<b>Adult</b>	324	46%	17.0% ▲	+47	<b>Adult</b>	41.2%	45.6%
		<b>Juvenile</b>	387	54%	-2.3% ▼	-9	<b>Juvenile</b>	58.8%	54.4%
<b>GRAND TOTAL</b>		<b>711</b>	100%	5.6% ▲	+38	<b>GRAND TOTAL</b>	100%	100%	

Filings by Division & Code

Division	Case Type Description	Code	Summary	Change	% Change	Absolute Change	
<b>Adult</b>	Felony	CF	76	▲	+230.4%	+53	
	Misdemeanor	CM	74	▲	+57.4%	+27	
	Civil Support	VS	47	▼	-29.9%	-20	
	Other	OT	46	▼	-13.2%	-7	
	Show Cause	SC	29	▼	-14.7%	-5	
	Family Abuse - Protective Order	FP	26	▼	-10.3%	-3	
	Capias	CA	11	↔		-	
	Motion - Protective Order	MP	9	▲	+28.6%	+2	
	Non-Family Abuse Protective Order	AP	3	↔		-	
	Violation of Protective Order	PV	2	▲	-	+2	
	Remand Support	RS	1	↔		-	
	Restricted License for Non-Support	SL	0	▼	-100.0%	-1	
	Violation Family Abuse Protective Order	PS	0	▼	-100.0%	-1	
	Total			<b>324</b>	▲	<b>17.0%</b>	<b>+47</b>
<b>Juvenile</b>	Custody Visitation	CV	177	▼	-18.8%	-41	
	Truancy	TR	53	▲	+26.2%	+11	
	Misdemeanor	DM	46	▲	+17.9%	+7	
	Status	ST	28	▲	-	+28	
	Traffic	T	20	▲	+81.8%	+9	
	Permanency Planning	PH	9	▼	-10.0%	-1	
	Foster Care Review	FC	8	▼	-33.3%	-4	
	Initial Foster Care	IF	6	▲	+20.0%	+1	
	Abuse and Neglect	AN	5	▼	-54.5%	-6	
	Felony	DF	4	▼	-77.8%	-14	
	Non-Family Abuse Protective Order	AP	4	▼	-42.9%	-3	
	Relief of Custody	CR	4	▲	+300.0%	+3	
	Remand Custody	RC	4	▲	+100.0%	+2	
	Remand Visitation	RV	4	▲	+100.0%	+2	
	Child In Need of Services	CS	3	▼	-50.0%	-3	
	Other	OT	3	▲	-	+3	
	Paternity	PT	3	▲	+50.0%	+1	
	Terminate Parental Rights	TP	3	▲	-	+3	
	Family Abuse - Protective Order	FP	2	▲	-	+2	
	Temporary Detention Order	TD	1	▼	-75.0%	-3	
	Motion - Protective Order	MP	0	▼	-100.0%	-3	
	Show Cause	SC	0	▼	-100.0%	-1	
	Voluntary Continuing Services and Support Agree	VA	0	▼	-100.0%	-2	
	Total			<b>387</b>	▼	<b>-2.3%</b>	<b>-9</b>
	<b>GRAND TOTAL</b>			<b>711</b>	▲	<b>5.6%</b>	<b>+38</b>

Filings by Major Case Category\*\*

Category	Summary	Change	% Change	Absolute Change
Adult Criminal	176	▲	+70.9%	+73
Child Dependency	35	▲	-14.6%	-6
Child in Need of Services/Supervision	56	▼	+16.7%	+8
Custody and Visitation	180	▲	-18.2%	-40
Delinquency	50	▼	-13.8%	-8
Juvenile Miscellaneous	28	▲	-	+28

\* Compared to same time period as previous year  
 7/11/2024 12:30:55PM

\*\* Case Type Categories are defined in the 2017 Virginia Judicial Workload Assessment  
 Source: SCV-SQL-Information

Other	59	▲	-4.8%	-3
Protective Orders	44	▲	-10.2%	-5
Support	63	▼	-22.2%	-18
Traffic	20	▲	+81.8%	+9
<b>GRAND TOTAL</b>	<b>711</b>	▲	5.6%	+38

2024 Overall GRAND TOTAL		Distribution of Caseload		Change*		Percentage (%) of Caseload			
<b>466</b> +51 12.3% 	2024 2023	<b>Adult</b>	260	56%	18.7% ▲	+41	<b>Adult</b>	52.8%	55.8%
		<b>Juvenile</b>	206	44%	5.1% ▲	+10	<b>Juvenile</b>	47.2%	44.2%
<b>GRAND TOTAL</b>		<b>466</b>	100%	12.3% ▲	+51	<b>GRAND TOTAL</b>	100%	100%	

**Filings by Division & Code**

Division	Case Type Description	Code	Summary	Change	% Change	Absolute Change
<b>Adult</b>	Other	OT	57	▲	+54.1%	+20
	Show Cause	SC	52	▲	+85.7%	+24
	Misdemeanor	CM	49	▼	-25.8%	-17
	Civil Support	VS	38	▲	+18.8%	+6
	Family Abuse - Protective Order	FP	25	▲	+19.0%	+4
	Felony	CF	24	▲	+200.0%	+16
	Capias	CA	8	▼	-50.0%	-8
	Motion - Protective Order	MP	3	↔		-
	Restricted License for Non-Support	SL	2	▲	-	+2
	Non-Family Abuse Protective Order	AP	1	▼	-50.0%	-1
	Remand Support	RS	1	▲	-	+1
	Protective Order	PC	0	▼	-100.0%	-6
	Total			<b>260</b>	▲	<b>18.7%</b>
<b>Juvenile</b>	Custody Visitation	CV	133	▲	+12.7%	+15
	Traffic	T	21	▲	+133.3%	+12
	Truancy	TR	17	▼	-22.7%	-5
	Misdemeanor	DM	9	▼	-47.1%	-8
	Initial Foster Care	IF	6	▲	+200.0%	+4
	Abuse and Neglect	AN	5	▼	-16.7%	-1
	Paternity	PT	4	▲	+100.0%	+2
	Foster Care Review	FC	3	↔		-
	Show Cause	SC	3	▲		-
	Temporary Detention Order	TD	2	▼	-33.3%	-1
	Felony	DF	1	▼	-83.3%	-5
	Other	OT	1	▲	-	+1
	Permanency Planning	PH	1	↔		-
	Civil Violation	CI	0	▼	-100.0%	-2
	Motion - Protective Order	MP	0	▼	-100.0%	-1
	Relief of Custody	CR	0	▼	-100.0%	-1
	Total			<b>206</b>	▲	<b>5.1%</b>
<b>GRAND TOTAL</b>			<b>466</b>	▲	<b>12.3%</b>	<b>+51</b>

**Filings by Major Case Category\*\***

Category	Summary	Change	% Change	Absolute Change	
Adult Criminal	120	▲	+13.2%	+14	
Child Dependency	15	▲	+15.4%	+2	
Child in Need of Services/Supervision	18	▼	-28.0%	-7	
Custody and Visitation	137	▲	+14.2%	+17	
Delinquency	12	▲	-47.8%	-11	
New to Workload Study	0	▼	-100.0%	-2	
Other	61	▲	+52.5%	+21	
Protective Orders	29	▼	+7.4%	+2	
Support	53	▲	+6.0%	+3	
Traffic	21	▲	+133.3%	+12	
<b>GRAND TOTAL</b>		<b>466</b>	▲	<b>12.3%</b>	<b>+51</b>

\* Compared to same time period as previous year  
 7/11/2024 12:30:55PM

\*\* Case Type Categories are defined in the 2017 Virginia Judicial Workload Assessment  
 Source: SCV-SQL-Information

2024 Overall GRAND TOTAL		Distribution of Caseload			Change*		Percentage (%) of Caseload		
<b>302</b> +19 6.7% 		<b>Adult</b>	148	49%	-10.3% ▼	-17	<b>Adult</b>	58.3%	49.0%
		<b>Juvenile</b>	154	51%	30.5% ▲	+36	<b>Juvenile</b>	41.7%	51.0%
		<b>GRAND TOTAL</b>	<b>302</b>	100%	6.7% ▲	+19	<b>GRAND TOTAL</b>	100%	100%

Filings by Division & Code

Division	Case Type Description	Code	Summary	Change	% Change	Absolute Change
<b>Adult</b>	Civil Support	VS	35	▼	-5.4%	-2
	Other	OT	33	↔		-
	Show Cause	SC	25	▲	+127.3%	+14
	Family Abuse - Protective Order	FP	21	▲	+31.3%	+5
	Misdemeanor	CM	13	▼	-72.3%	-34
	Felony	CF	7	▲	+16.7%	+1
	Motion - Protective Order	MP	6	▲	+50.0%	+2
	Capias	CA	4	▼	-50.0%	-4
	Non-Family Abuse Protective Order	AP	2	▼	-33.3%	-1
	Violation Family Abuse Protective Order	PS	1	▲	-	+1
	Violation of Protective Order	PV	1	▲	-	+1
	<b>Total</b>		<b>148</b>	▼	<b>-10.3%</b>	<b>-17</b>
<b>Juvenile</b>	Custody Visitation	CV	85	▲	+14.9%	+11
	Misdemeanor	DM	17	▲	+13.3%	+2
	Traffic	T	10	▲	+42.9%	+3
	Felony	DF	9	▲	+200.0%	+6
	Motion - Protective Order	MP	6	▲	-	+6
	Abuse and Neglect	AN	4	▲	-	+4
	Non-Family Abuse Protective Order	AP	4	▲	+100.0%	+2
	Child In Need of Services	CS	3	▲	-	+3
	Other	OT	3	▲	-	+3
	Truancy	TR	3	▲	+50.0%	+1
	Paternity	PT	2	▲	+100.0%	+1
	Temporary Detention Order	TD	2	▲	-	+2
	Terminate Parental Rights	TP	2	↔		-
	Emergency Custody Order	EC	1	▲	-	+1
	Foster Care Review	FC	1	▼	-83.3%	-5
	Initial Foster Care	IF	1	↔		-
	Permanency Planning	PH	1	▼	-66.7%	-2
	Qualified Residential Treatment	QR	0	▼	-100.0%	-1
	Voluntary Continuing Services and Support Agreen	VA	0	▼	-100.0%	-1
		<b>Total</b>		<b>154</b>	▲	<b>30.5%</b>
	<b>GRAND TOTAL</b>		<b>302</b>	▲	<b>6.7%</b>	<b>+19</b>

Filings by Major Case Category\*\*

Category	Summary	Change	% Change	Absolute Change
Adult Criminal	46	▲	-36.1%	-26
Child Dependency	9	▲	-35.7%	-5
Child in Need of Services/Supervision	6	▲	+200.0%	+4
Custody and Visitation	87	▲	+16.0%	+12
Delinquency	26	▲	+44.4%	+8
Other	39	▲	+18.2%	+6
Protective Orders	39	▲	+56.0%	+14
Support	40	▲	+8.1%	+3
Traffic	10	▲	+42.9%	+3
	<b>GRAND TOTAL</b>	▲	<b>6.7%</b>	<b>+19</b>

\* Compared to same time period as previous year  
 7/11/2024 12:30:55PM

\*\* Case Type Categories are defined in the 2017 Virginia Judicial Workload Assessment  
 Source: SCV-SQL-Information



2024 Overall GRAND TOTAL		Distribution of Caseload		Change*		Percentage (%) of Caseload		
<b>250</b>	-30 -10.7%	<b>Adult</b>	146 58%	4.3% ▲	+6	<b>Adult</b>	50.0%	58.4%
		<b>Juvenile</b>	104 42%	-25.7% ▼	-36	<b>Juvenile</b>	50.0%	41.6%
		<b>GRAND TOTAL</b>	<b>250</b> 100%	-10.7% ▼	-30	<b>GRAND TOTAL</b>	100%	100%

**Filings by Division & Code**

Division	Case Type Description	Code	Summary	Change	% Change	Absolute Change
<b>Adult</b>	Civil Support	VS	28	▼	-6.7%	-2
	Show Cause	SC	26	▲	-13.3%	-4
	Family Abuse - Protective Order	FP	22	▲	+266.7%	+16
	Other	OT	22	▼	-18.5%	-5
	Misdemeanor	CM	19	▼	-38.7%	-12
	Felony	CF	12	▲	+300.0%	+9
	Capias	CA	7	▲	-30.0%	-3
	Motion - Protective Order	MP	5	▲	-	+5
	Non-Family Abuse Protective Order	AP	4	▲	+300.0%	+3
	Violation of Protective Order	PV	1	▼	-50.0%	-1
	<b>Total</b>		<b>146</b>	▲	<b>4.3%</b>	<b>+6</b>
<b>Juvenile</b>	Custody Visitation	CV	55	▼	-31.3%	-25
	Misdemeanor	DM	15	▲	+87.5%	+7
	Motion - Protective Order	MP	7	▲	+75.0%	+3
	Abuse and Neglect	AN	5	▼	-70.6%	-12
	Truancy	TR	5	▲	+150.0%	+3
	Traffic	T	4	▼	-69.2%	-9
	Non-Family Abuse Protective Order	AP	3	▲	-	+3
	Family Abuse - Protective Order	FP	2	▲	-	+2
	Remand Visitation	RV	2	▲	-	+2
	Status	ST	2	▲	-	-
	Capias	CA	1	▲	-	+1
	Child In Need of Services	CS	1	↔	-	-
	Paternity	PT	1	▲	-	+1
	Relief of Custody	CR	1	▲	-	+1
	Civil Violation	CI	0	▼	-100.0%	-1
	Felony	DF	0	▼	-100.0%	-1
	Foster Care Review	FC	0	▼	-100.0%	-5
	Permanency Planning	PH	0	▼	-100.0%	-1
	Show Cause	SC	0	▼	-100.0%	-3
	Temporary Detention Order	TD	0	▼	-100.0%	-1
Voluntary Continuing Services and Support Agree	VA	0	▼	-100.0%	-1	
	<b>Total</b>		<b>104</b>	▼	<b>-25.7%</b>	<b>-36</b>
<b>GRAND TOTAL</b>			<b>250</b>	▼	<b>-10.7%</b>	<b>-30</b>

**Filings by Major Case Category\*\***

Category	Summary	Change	% Change	Absolute Change
Adult Criminal	53	▲	-24.3%	-17
Child Dependency	6	▲	-75.0%	-18
Child in Need of Services/Supervision	6	▲	+100.0%	+3
Custody and Visitation	57	▲	-28.8%	-23
Delinquency	15	▼	+25.0%	+3
Juvenile Miscellaneous	2	▲	-	0
New to Workload Study	0	▼	-100.0%	-1
Other	24	▲	-14.3%	-4
Protective Orders	43	▲	+290.9%	+32
Support	40	▲	+11.1%	+4

\* Compared to same time period as previous year  
 7/11/2024 12:30:55PM

\*\* Case Type Categories are defined in the 2017 Virginia Judicial Workload Assessment  
 Source: SCV-SQL-Information



Traffic		4	▼	-69.2%	-9
	<b>GRAND TOTAL</b>	<b>250</b>	▼	-10.7%	-30

2024 Overall GRAND TOTAL		Distribution of Caseload			Change*		Percentage (%) of Caseload		
<b>1,024</b>	-69 -6.3%	<b>Adult</b>	547	53%	-17.2% ▼	-114	<b>Adult</b>	60.5%	53.4%
2024		<b>Juvenile</b>	477	47%	10.4% ▲	+45	<b>Juvenile</b>	39.5%	46.6%
2023		<b>GRAND TOTAL</b>	<b>1,024</b>	100%	-6.3% ▼	-69	<b>GRAND TOTAL</b>	100%	100%

Filings by Division & Code

Division	Case Type Description	Code	Summary	Change	% Change	Absolute Change	
<b>Adult</b>	Misdemeanor	CM	127	▼	-26.6%	-46	
	Civil Support	VS	121	▼	-18.2%	-27	
	Other	OT	102	▼	-2.9%	-3	
	Show Cause	SC	89	▼	-20.5%	-23	
	Family Abuse - Protective Order	FP	42	▼	-20.8%	-11	
	Felony	CF	29	▼	-25.6%	-10	
	Capias	CA	23	▲	+35.3%	+6	
	Non-Family Abuse Protective Order	AP	3	↔		-	
	Violation Family Abuse Protective Order	PS	3	▲	+200.0%	+2	
	Violation of Protective Order	PV	3	▲	+200.0%	+2	
	Motion - Protective Order	MP	2	▲	+100.0%	+1	
	Remand Support	RS	2	↔		-	
	Restricted License for Non-Support	SL	1	▼	-50.0%	-1	
	Criminal Support	CS	0	▼	-100.0%	-4	
	<b>Total</b>		<b>547</b>	▼	<b>-17.2%</b>	<b>-114</b>	
<b>Juvenile</b>	Custody Visitation	CV	261	▲	+16.5%	+37	
	Misdemeanor	DM	75	▲	+23.0%	+14	
	Felony	DF	27	▼	-6.9%	-2	
	Traffic	T	18	▼	-30.8%	-8	
	Motion - Protective Order	MP	13	▲	+62.5%	+5	
	Paternity	PT	13	▼	-35.0%	-7	
	Voluntary Continuing Services and Support Agreen	VA	10	▲	+42.9%	+3	
	Civil Violation	CI	6	▲	+100.0%	+3	
	Terminate Parental Rights	TP	6	▲	+500.0%	+5	
	Child In Need of Services	CS	5	▲	+25.0%	+1	
	Permanency Planning	PH	5	▼	-28.6%	-2	
	Relief of Custody	CR	5	▲	+66.7%	+2	
	Emergency Custody Order	EC	4	▲	+100.0%	+2	
	Non-Family Abuse Protective Order	AP	4	▲	+100.0%	+2	
	Remand Custody	RC	4	▼	-33.3%	-2	
	Remand Visitation	RV	4	▲	+100.0%	+2	
	Truancy	TR	4	↔		-	
	Temporary Detention Order	TD	3	▼	-40.0%	-2	
	Capias	CA	2	▲	-	+2	
	Other	OT	2	▼	-33.3%	-1	
	Abuse and Neglect	AN	1	▼	-66.7%	-2	
	Emancipation	EP	1	▲	-	+1	
	Family Abuse - Protective Order	FP	1	▲	-	+1	
	Foster Care Review	FC	1	▼	-87.5%	-7	
	Initial Foster Care	IF	1	▲	-	+1	
	Qualified Residential Treatment	QR	1	▲	-	+1	
	Status	ST	0	▼	-100.0%	-4	
		<b>Total</b>		<b>477</b>	▲	<b>10.4%</b>	<b>+45</b>
		<b>GRAND TOTAL</b>		<b>1,024</b>	▼	<b>-6.3%</b>	<b>-69</b>

Filings by Major Case Category\*\*

Category	Summary	Change	% Change	Absolute Change
Adult Criminal	239	▲	-23.4%	-73
Child Dependency	30	▲	+3.4%	+1

\* Compared to same time period as previous year  
 7/11/2024 12:30:55PM

\*\* Case Type Categories are defined in the 2017 Virginia Judicial Workload Assessment  
 Source: SCV-SQL-Information

**CPSS - JCMS CASELOAD STATISTICS OF THE JUVENILE & DOMESTIC RELATIONS DISTRICT COURTS**  
 January 2024 thru June 2024 Filings (Compared to January 2023 thru June 2023)

Child in Need of Services/Supervision	9	▲	+12.5%	+1
Custody and Visitation	274	▼	+12.3%	+30
Delinquency	104	▲	+15.6%	+14
Juvenile Miscellaneous	1	▲	-75.0%	-3
New to Workload Study	6	▲	+100.0%	+3
Other	121	▲	-3.2%	-4
Protective Orders	65	▲	-3.0%	-2
Support	157	▼	-15.1%	-28
Traffic	18	▼	-30.8%	-8
<b>GRAND TOTAL</b>	<b>1,024</b>	▼	-6.3%	-69

2024 Overall GRAND TOTAL	Distribution of Caseload	Change*	Percentage (%) of Caseload																											
<b>387</b> +9 2.4% 	<table border="1"> <tr> <td>Adult</td> <td>190</td> <td>49%</td> <td>-3.6% ▼</td> <td>-7</td> </tr> <tr> <td>Juvenile</td> <td>197</td> <td>51%</td> <td>8.8% ▲</td> <td>+16</td> </tr> <tr> <td><b>GRAND TOTAL</b></td> <td><b>387</b></td> <td>100%</td> <td>2.4% ▲</td> <td>+9</td> </tr> </table>	Adult	190	49%	-3.6% ▼	-7	Juvenile	197	51%	8.8% ▲	+16	<b>GRAND TOTAL</b>	<b>387</b>	100%	2.4% ▲	+9		<table border="1"> <tr> <td></td> <td>2023</td> <td>2024</td> </tr> <tr> <td>Adult</td> <td>52.1%</td> <td>49.1%</td> </tr> <tr> <td>Juvenile</td> <td>47.9%</td> <td>50.9%</td> </tr> <tr> <td><b>GRAND TOTAL</b></td> <td>100%</td> <td>100%</td> </tr> </table>		2023	2024	Adult	52.1%	49.1%	Juvenile	47.9%	50.9%	<b>GRAND TOTAL</b>	100%	100%
Adult	190	49%	-3.6% ▼	-7																										
Juvenile	197	51%	8.8% ▲	+16																										
<b>GRAND TOTAL</b>	<b>387</b>	100%	2.4% ▲	+9																										
	2023	2024																												
Adult	52.1%	49.1%																												
Juvenile	47.9%	50.9%																												
<b>GRAND TOTAL</b>	100%	100%																												

**Filings by Division & Code**

Division	Case Type Description	Code	Summary	Change	% Change	Absolute Change
<b>Adult</b>	Civil Support	VS	49	▼	-7.5%	-4
	Misdemeanor	CM	46	▲	+7.0%	+3
	Show Cause	SC	26	▲	-25.7%	-9
	Other	OT	25	▼	-10.7%	-3
	Family Abuse - Protective Order	FP	17	▼	-5.6%	-1
	Felony	CF	14	▲	+100.0%	+7
	Capias	CA	6	▼	-33.3%	-3
	Motion - Protective Order	MP	3	▲	+50.0%	+1
	Violation of Protective Order	PV	3	▲	-	+3
	Non-Family Abuse Protective Order	AP	1	▼	-50.0%	-1
	<b>Total</b>		<b>190</b>	▼	<b>-3.6%</b>	<b>-7</b>
<b>Juvenile</b>	Custody Visitation	CV	109	▲	+29.8%	+25
	Misdemeanor	DM	37	▲	+37.0%	+10
	Abuse and Neglect	AN	7	▼	-12.5%	-1
	Truancy	TR	6	▼	-53.8%	-7
	Entrustment	ET	5	▲	-	+5
	Traffic	T	5	↔	-	-
	Child In Need of Services	CS	4	▲	+100.0%	+2
	Permanency Planning	PH	4	▲	-	+4
	Status	ST	4	▼	-33.3%	-2
	Felony	DF	3	▼	-80.0%	-12
	Terminate Parental Rights	TP	3	▲	-	+3
	Civil Violation	CI	2	▲	+100.0%	+1
	Paternity	PT	2	▼	-66.7%	-4
	Show Cause	SC	2	▲	-	+2
	Foster Care Review	FC	1	▼	-66.7%	-2
	Non-Family Abuse Protective Order	AP	1	▼	-66.7%	-2
	Temporary Detention Order	TD	1	▲	-	+1
	Voluntary Continuing Services and Support Agreem	VA	1	↔	-	-
	Initial Foster Care	IF	0	▼	-100.0%	-4
	Other	OT	0	▼	-100.0%	-3
	<b>Total</b>		<b>197</b>	▲	<b>8.8%</b>	<b>+16</b>
<b>GRAND TOTAL</b>			<b>387</b>	▲	2.4%	+9

**Filings by Major Case Category\*\***

Category	Summary	Change	% Change	Absolute Change
Adult Criminal	89	▲	-3.3%	-3
Child Dependency	21	▲	+31.3%	+5
Child in Need of Services/Supervision	10	▲	-33.3%	-5
Custody and Visitation	111	▼	+23.3%	+21
Delinquency	42	▲	-	0
Juvenile Miscellaneous	4	▼	-33.3%	-2
New to Workload Study	2	▲	+100.0%	+1
Other	26	▲	-16.1%	-5
Protective Orders	22	▼	-12.0%	-3
Support	55	▲	-	0
Traffic	5	↔	-	0

\* Compared to same time period as previous year  
 7/11/2024 12:30:55PM

\*\* Case Type Categories are defined in the 2017 Virginia Judicial Workload Assessment  
 Source: SCV-SQL-Information

**GRAND TOTAL**

**387**

▲

2.4%

+9

2024 Overall GRAND TOTAL		Distribution of Caseload			Change*		Percentage (%) of Caseload		
<b>1,004</b>	-60 -5.6%	<b>Adult</b>	500	50%	0.8% ▲	+4	<b>Adult</b>	46.6%	49.8%
2024		<b>Juvenile</b>	504	50%	-11.3% ▼	-64	<b>Juvenile</b>	53.4%	50.2%
2023		<b>GRAND TOTAL</b>	<b>1,004</b>	100%	-5.6% ▼	-60	<b>GRAND TOTAL</b>	100%	100%

**Filings by Division & Code**

Division	Case Type Description	Code	Summary	Change	% Change	Absolute Change	
<b>Adult</b>	Civil Support	VS	105	▼	-11.0%	-13	
	Misdemeanor	CM	96	↔		-	
	Show Cause	SC	93	▲	+9.4%	+8	
	Other	OT	73	▼	-3.9%	-3	
	Family Abuse - Protective Order	FP	53	▲	+20.5%	+9	
	Felony	CF	41	▲	+7.9%	+3	
	Capias	CA	21	▲	+31.3%	+5	
	Motion - Protective Order	MP	7	▼	-12.5%	-1	
	Non-Family Abuse Protective Order	AP	4	▲	+33.3%	+1	
	Protective Order	PC	3	▲	-	+3	
	Violation of Protective Order	PV	2	▼	-66.7%	-4	
	Remand Support	RS	1	▼	-66.7%	-2	
	Violation Family Abuse Protective Order	PS	1	▲	-	+1	
	Bond Forfeiture	BF	0	▼	-100.0%	-2	
Restricted License for Non-Support	SL	0	▼	-100.0%	-1		
	<b>Total</b>		<b>500</b>	▲	<b>0.8%</b>	<b>+4</b>	
<b>Juvenile</b>	Custody Visitation	CV	261	▼	-9.1%	-26	
	Misdemeanor	DM	74	▼	-11.9%	-10	
	Motion - Protective Order	MP	36	▼	-5.3%	-2	
	Traffic	T	29	▼	-9.4%	-3	
	Paternity	PT	26	▼	-7.1%	-2	
	Truancy	TR	15	▲	+275.0%	+11	
	Abuse and Neglect	AN	10	▼	-37.5%	-6	
	Status	ST	10	▲	+66.7%	+4	
	Child In Need of Services	CS	7	▼	-36.4%	-4	
	Foster Care Review	FC	7	▲	+133.3%	+4	
	Felony	DF	6	▼	-60.0%	-9	
	Permanency Planning	PH	6	▼	-25.0%	-2	
	Terminate Parental Rights	TP	5	↔		-	
	Emergency Custody Order	EC	3	▲	-	+3	
	Initial Foster Care	IF	3	▼	-50.0%	-3	
	Civil Violation	CI	1	▲	-	+1	
	Non-Family Abuse Protective Order	AP	1	▼	-66.7%	-2	
	Relief of Custody	CR	1	▼	-85.7%	-6	
	Remand Custody	RC	1	▼	-75.0%	-3	
	Remand Visitation	RV	1	▼	-66.7%	-2	
	Voluntary Continuing Services and Support Agree	VA	1	↔		-	
	Child at Risk	RI	0	▼	-100.0%	-1	
	Entrustment	ET	0	▼	-100.0%	-2	
	Other	OT	0	▼	-100.0%	-1	
	Qualified Residential Treatment	QR	0	▼	-100.0%	-1	
	Temporary Detention Order	TD	0	▼	-100.0%	-2	
		<b>Total</b>		<b>504</b>	▼	<b>-11.3%</b>	<b>-64</b>
	<b>GRAND TOTAL</b>			<b>1,004</b>	▼	<b>-5.6%</b>	<b>-60</b>

**Filings by Major Case Category\*\***

Category	Summary	Change	% Change	Absolute Change
Adult Criminal	219	▲	-0.5%	-1
Child Dependency	33	▼	-34.0%	-17

\* Compared to same time period as previous year  
 7/11/2024 12:30:55PM

\*\* Case Type Categories are defined in the 2017 Virginia Judicial Workload Assessment  
 Source: SCV-SQL-Information

Child in Need of Services/Supervision	22	▲	+46.7%	+7
Custody and Visitation	287	▼	-8.9%	-28
Delinquency	80	▼	-19.2%	-19
Juvenile Miscellaneous	10	▲	+66.7%	+4
New to Workload Study	1	▲	-	+1
Other	79	▲	-11.2%	-10
Protective Orders	101	▼	+5.2%	+5
Support	143	▼	+0.7%	+1
Traffic	29	▼	-9.4%	-3
<b>GRAND TOTAL</b>	<b>1,004</b>	▼	-5.6%	-60

2024 Overall GRAND TOTAL		Distribution of Caseload			Change*		Percentage (%) of Caseload			
<b>508</b>	-52 -9.3%	<b>Adult</b>	259	51%	-15.6%	▼	-48	<b>Adult</b>	54.8%	51.0%
2024		<b>Juvenile</b>	249	49%	-1.6%	▼	-4	<b>Juvenile</b>	45.2%	49.0%
2023		<b>GRAND TOTAL</b>	<b>508</b>	100%	-9.3%	▼	-52	<b>GRAND TOTAL</b>	100%	100%

Filings by Division & Code

Division	Case Type Description	Code	Summary	Change	% Change	Absolute Change
<b>Adult</b>	Civil Support	VS	76	▲	+13.4%	+9
	Other	OT	45	▼	-13.5%	-7
	Misdemeanor	CM	41	▼	-39.7%	-27
	Show Cause	SC	37	▼	-42.2%	-27
	Family Abuse - Protective Order	FP	29	▲	+61.1%	+11
	Capias	CA	13	▼	-18.8%	-3
	Felony	CF	12	▼	-7.7%	-1
	Motion - Protective Order	MP	5	▲	+66.7%	+2
	Protective Order	PC	1	▲	-	+1
	Non-Family Abuse Protective Order	AP	0	▼	-100.0%	-6
	<b>Total</b>		<b>259</b>	▼	<b>-15.6%</b>	<b>-48</b>
<b>Juvenile</b>	Custody Visitation	CV	164	▼	-3.0%	-5
	Misdemeanor	DM	26	▲	+23.8%	+5
	Traffic	T	15	▼	-48.3%	-14
	Paternity	PT	9	▲	+350.0%	+7
	Motion - Protective Order	MP	6	▲	-	+6
	Abuse and Neglect	AN	4	↔	-	-
	Child In Need of Services	CS	4	▼	-20.0%	-1
	Temporary Detention Order	TD	4	▲	+100.0%	+2
	Truancy	TR	4	▲	+100.0%	+2
	Capias	CA	3	▲	+200.0%	+2
	Emergency Custody Order	EC	2	▲	-	+2
	Non-Family Abuse Protective Order	AP	2	▲	-	+2
	Civil Violation	CI	1	▲	-	+1
	Felony	DF	1	▼	-91.7%	-11
	Foster Care Review	FC	1	↔	-	-
	Permanency Planning	PH	1	▲	-	+1
	Remand Custody	RC	1	▲	-	+1
	Show Cause	SC	1	▼	-66.7%	-2
	Terminate Parental Rights	TP	0	▼	-100.0%	-2
		<b>Total</b>		<b>249</b>	▼	<b>-1.6%</b>
<b>GRAND TOTAL</b>			<b>508</b>	▼	<b>-9.3%</b>	<b>-52</b>

Filings by Major Case Category\*\*

Category	Summary	Change	% Change	Absolute Change		
Adult Criminal	73	▲	-47.1%	-65		
Child Dependency	6	▲	-14.3%	-1		
Child in Need of Services/Supervision	8	▲	+14.3%	+1		
Custody and Visitation	173	▲	+1.2%	+2		
Delinquency	31	▲	-16.2%	-6		
New to Workload Study	1	▲	-	+1		
Other	52	▲	-3.7%	-2		
Protective Orders	42	▲	+55.6%	+15		
Support	107	▲	+18.9%	+17		
Traffic	15	▼	-48.3%	-14		
<b>GRAND TOTAL</b>			<b>508</b>	▼	<b>-9.3%</b>	<b>-52</b>

\* Compared to same time period as previous year  
 7/11/2024 12:30:55PM

\*\* Case Type Categories are defined in the 2017 Virginia Judicial Workload Assessment  
 Source: SCV-SQL-Information





2024 Overall GRAND TOTAL		Distribution of Caseload		Change*		Percentage (%) of Caseload			
<b>411</b> -4 -1.0% 		<b>Adult</b>	229	56%	16.8% ▲	+33	<b>Adult</b>	47.2%	55.7%
		<b>Juvenile</b>	182	44%	-16.9% ▼	-37	<b>Juvenile</b>	52.8%	44.3%
		<b>GRAND TOTAL</b>	<b>411</b>	100%	-1.0% ▼	-4	<b>GRAND TOTAL</b>	100%	100%

Filings by Division & Code

Division	Case Type Description	Code	Summary	Change	% Change	Absolute Change
<b>Adult</b>	Misdemeanor	CM	60	▲	+57.9%	+22
	Civil Support	VS	48	▲	+33.3%	+12
	Other	OT	40	▼	-2.4%	-1
	Show Cause	SC	24	▼	-35.1%	-13
	Felony	CF	22	▲	+450.0%	+18
	Capias	CA	14	↔		-
	Family Abuse - Protective Order	FP	14	▼	-22.2%	-4
	Motion - Protective Order	MP	3	▲	+50.0%	+1
	Non-Family Abuse Protective Order	AP	2	↔		-
	Remand Support	RS	2	↔		-
	Protective Order	PC	0	▼	-100.0%	-1
	Restricted License for Non-Support	SL	0	▼	-100.0%	-1
	<b>Total</b>		<b>229</b>	<b>▲</b>	<b>16.8%</b>	<b>+33</b>
<b>Juvenile</b>	Custody Visitation	CV	87	▼	-32.6%	-42
	Show Cause	SC	35	▲	+66.7%	+14
	Truancy	TR	22	▲	+100.0%	+11
	Misdemeanor	DM	10	▼	-33.3%	-5
	Felony	DF	6	▲	+20.0%	+1
	Terminate Parental Rights	TP	4	▲	-	+4
	Traffic	T	3	▼	-40.0%	-2
	Non-Family Abuse Protective Order	AP	2	↔		-
	Remand Custody	RC	2	▼	-71.4%	-5
	Special Immigrant Juvenile Status	SI	2	▲	-	+2
	Temporary Detention Order	TD	2	▲	-	+2
	Child In Need of Services	CS	1	▼	-50.0%	-1
	Foster Care Review	FC	1	↔		-
	Initial Foster Care	IF	1	▲	-	+1
	Paternity	PT	1	▼	-50.0%	-1
	Permanency Planning	PH	1	▼	-85.7%	-6
	Status	ST	1	▲	-	+1
	Voluntary Continuing Services and Support Agree	VA	1	▼	-50.0%	-1
	Motion - Protective Order	MP	0	▼	-100.0%	-3
	Other	OT	0	▼	-100.0%	-2
	Qualified Residential Treatment	QR	0	▼	-100.0%	-4
Relief of Custody	CR	0	▼	-100.0%	-1	
	<b>Total</b>		<b>182</b>	<b>▼</b>	<b>-16.9%</b>	<b>-37</b>
	<b>GRAND TOTAL</b>		<b>411</b>	<b>▼</b>	<b>-1.0%</b>	<b>-4</b>

Filings by Major Case Category\*\*

Category	Summary	Change	% Change	Absolute Change
Adult Criminal	111	▲	+30.6%	+26
Child Dependency	8	▲	-46.7%	-7
Child in Need of Services/Supervision	23	▲	+76.9%	+10
Custody and Visitation	88	▼	-32.8%	-43
Delinquency	51	▲	+24.4%	+10
Juvenile Miscellaneous	1	▲	-	+1
New to Workload Study	2	▲	-	+2
Other	46	▲	-11.5%	-6

\* Compared to same time period as previous year  
 7/11/2024 12:30:55PM




\*\* Case Type Categories are defined in the 2017 Virginia Judicial Workload Assessment  
 Source: SCV-SQL-Information

**CPSS - JCMS CASELOAD STATISTICS OF THE JUVENILE & DOMESTIC RELATIONS DISTRICT COURTS**  
 January 2024 thru June 2024 Filings (Compared to January 2023 thru June 2023)

Protective Orders	21	▼	-22.2%	-6
Support	57	▼	+23.9%	+11
Traffic	3	▼	-40.0%	-2
<b>GRAND TOTAL</b>	<b>411</b>	▼	-1.0%	-4

\* Compared to same time period as previous year  
 7/11/2024 12:30:55PM

\*\* Case Type Categories are defined in the 2017 Virginia Judicial Workload Assessment  
 Source: SCV-SQL-Information

2024 Overall GRAND TOTAL		Distribution of Caseload			Change*		Percentage (%) of Caseload		
<b>1,023</b> 2024  2023  +22 2.2% 	<b>Adult</b>	537	52%	0.8% ▲	+4	<b>Adult</b>	53.2%	52.5%	
	<b>Juvenile</b>	486	48%	3.8% ▲	+18	<b>Juvenile</b>	46.8%	47.5%	
	<b>GRAND TOTAL</b>	<b>1,023</b>	100%	2.2% ▲	+22	<b>GRAND TOTAL</b>	100%	100%	

Filings by Division & Code

Division	Case Type Description	Code	Summary	Change	% Change	Absolute Change
<b>Adult</b>	Misdemeanor	CM	120	▼	-18.9%	-28
	Other	OT	100	▼	-1.0%	-1
	Civil Support	VS	90	▼	-10.0%	-10
	Felony	CF	81	▲	+145.5%	+48
	Show Cause	SC	78	▲	+4.0%	+3
	Capias	CA	33	▲	+43.5%	+10
	Family Abuse - Protective Order	FP	28	▼	-26.3%	-10
	Motion - Protective Order	MP	3	▼	-50.0%	-3
	Non-Family Abuse Protective Order	AP	3	▼	-62.5%	-5
	Criminal Support	CS	1	▲	-	+1
	Restricted License for Non-Support	SL	0	▼	-100.0%	-1
		<b>Total</b>		<b>537</b>	▲	<b>0.8%</b>
<b>Juvenile</b>	Custody Visitation	CV	297	▼	-3.3%	-10
	Misdemeanor	DM	76	▲	+55.1%	+27
	Traffic	T	31	▼	-18.4%	-7
	Abuse and Neglect	AN	17	▲	+325.0%	+13
	Foster Care Review	FC	13	▲	+85.7%	+6
	Permanency Planning	PH	9	▼	-25.0%	-3
	Initial Foster Care	IF	8	▲	-	+8
	Felony	DF	7	▼	-65.0%	-13
	Emergency Custody Order	EC	4	▲	+300.0%	+3
	Other	OT	4	▲	-	+4
	Paternity	PT	4	▼	-42.9%	-3
	Terminate Parental Rights	TP	4	▼	-33.3%	-2
	Temporary Detention Order	TD	3	↔	-	-
	Capias	CA	2	↔	-	-
	Show Cause	SC	2	▼	-66.7%	-4
	Child In Need of Services	CS	1	▼	-66.7%	-2
	Non-Family Abuse Protective Order	AP	1	↔	-	-
	Relief of Custody	CR	1	▲	-	+1
	Truancy	TR	1	↔	-	-
	Voluntary Continuing Services and Support Agree	VA	1	▲	-	+1
Emancipation	EP	0	▼	-100.0%	-1	
	<b>Total</b>		<b>486</b>	▲	<b>3.8%</b>	<b>+18</b>
<b>GRAND TOTAL</b>			<b>1,023</b>	▲	2.2%	+22

Filings by Major Case Category\*\*

Category	Summary	Change	% Change	Absolute Change
Adult Criminal	279	▲	+12.0%	+30
Child Dependency	53	▲	+82.8%	+24
Child in Need of Services/Supervision	2	▼	-50.0%	-2
Custody and Visitation	301	▼	-4.1%	-13
Delinquency	87	▼	+13.0%	+10
Juvenile Miscellaneous	0	▼	-100.0%	-1
Other	111	▲	+5.7%	+6
Protective Orders	35	▼	-34.0%	-18
Support	124	▲	-5.3%	-7
Traffic	31	▼	-18.4%	-7

\* Compared to same time period as previous year  
 7/11/2024 12:30:55PM

\*\* Case Type Categories are defined in the 2017 Virginia Judicial Workload Assessment  
 Source: SCV-SQL-Information

**GRAND TOTAL**

**1,023**

▲

2.2%

+22

2024 Overall GRAND TOTAL		Distribution of Caseload		Change*		Percentage (%) of Caseload		
<b>452</b>	-33 -6.8%	<b>Adult</b>	254 56%	11.9% ▲	+27	<b>Adult</b>	2023 46.8%	2024 56.2%
2024		<b>Juvenile</b>	198 44%	-23.3% ▼	-60	<b>Juvenile</b>	53.2%	43.8%
2023		<b>GRAND TOTAL</b>	<b>452</b> 100%	-6.8% ▼	-33	<b>GRAND TOTAL</b>	100%	100%

**Filings by Division & Code**

Division	Case Type Description	Code	Summary	Change	% Change	Absolute Change
<b>Adult</b>	Misdemeanor	CM	62	▲	+40.9%	+18
	Show Cause	SC	51	▲	+70.0%	+21
	Civil Support	VS	46	▼	-17.9%	-10
	Other	OT	45	▼	-8.2%	-4
	Capias	CA	17	▲	+6.3%	+1
	Family Abuse - Protective Order	FP	12	▼	-33.3%	-6
	Felony	CF	9	▼	-10.0%	-1
	Motion - Protective Order	MP	6	▲	+200.0%	+4
	Violation of Protective Order	PV	3	▲	+200.0%	+2
	Non-Family Abuse Protective Order	AP	2	▲	+100.0%	+1
	Protective Order	PC	1	▲	-	+1
	<b>Total</b>		<b>254</b>	<b>▲</b>	<b>11.9%</b>	<b>+27</b>
<b>Juvenile</b>	Custody Visitation	CV	85	▼	-40.1%	-57
	Misdemeanor	DM	29	▼	-12.1%	-4
	Show Cause	SC	22	▲	+69.2%	+9
	Truancy	TR	17	▲	+30.8%	+4
	Abuse and Neglect	AN	12	▲	+100.0%	+6
	Traffic	T	7	▼	-36.4%	-4
	Felony	DF	5	▼	-16.7%	-1
	Motion - Protective Order	MP	5	▲	-	+5
	Child In Need of Services	CS	4	▲	+300.0%	+3
	Voluntary Continuing Services and Support Agreen	VA	3	▼	-25.0%	-1
	Civil Violation	CI	2	▲	-	+2
	Temporary Detention Order	TD	2	▲	+100.0%	+1
	Initial Foster Care	IF	1	↔	-	-
	Non-Family Abuse Protective Order	AP	1	▼	-50.0%	-1
	Other	OT	1	▼	-75.0%	-3
	Paternity	PT	1	▼	-80.0%	-4
	Status	ST	1	▲	-50.0%	-1
	Foster Care Review	FC	0	▼	-100.0%	-4
	Permanency Planning	PH	0	▼	-100.0%	-8
	Qualified Residential Treatment	QR	0	▼	-100.0%	-1
Remand Custody	RC	0	▼	-100.0%	-1	
	<b>Total</b>		<b>198</b>	<b>▼</b>	<b>-23.3%</b>	<b>-60</b>
<b>GRAND TOTAL</b>			<b>452</b>	<b>▼</b>	<b>-6.8%</b>	<b>-33</b>

**Filings by Major Case Category\*\***

Category	Summary	Change	% Change	Absolute Change
Adult Criminal	121	▲	+42.4%	+36
Child Dependency	16	▼	-33.3%	-8
Child in Need of Services/Supervision	21	▲	+50.0%	+7
Custody and Visitation	86	▼	-41.5%	-61
Delinquency	56	▲	+7.7%	+4
Juvenile Miscellaneous	1	▲	-50.0%	-1
New to Workload Study	2	▲	-	+2
Other	48	▼	-12.7%	-7
Protective Orders	26	▲	+13.0%	+3
Support	68	▲	-5.6%	-4

\* Compared to same time period as previous year  
 7/11/2024 12:30:55PM

\*\* Case Type Categories are defined in the 2017 Virginia Judicial Workload Assessment  
 Source: SCV-SQL-Information

CPSS - JCMS CASELOAD STATISTICS OF THE JUVENILE & DOMESTIC RELATIONS DISTRICT COURTS  
January 2024 thru June 2024 Filings (Compared to January 2023 thru June 2023)

Traffic		7	▼	-36.4%	-4
	<b>GRAND TOTAL</b>	<b>452</b>	▼	-6.8%	-33

2024 Overall GRAND TOTAL		Distribution of Caseload			Change*		Percentage (%) of Caseload		
<b>1,684</b> +89 5.6% 	<b>Adult</b> <b>Juvenile</b> <b>GRAND TOTAL</b>	1,136	67%	15.3% ▲	+151	61.8%	67.5%		
		548	33%	-10.2% ▼	-62	38.2%	32.5%		
		<b>1,684</b>	100%	5.6% ▲	+89	<b>100%</b>	<b>100%</b>		

Filings by Division & Code

Division	Case Type Description	Code	Summary	Change	% Change	Absolute Change	
<b>Adult</b>	Misdemeanor	CM	327	▲	+19.3%	+53	
	Other	OT	315	▲	+25.0%	+63	
	Civil Support	VS	180	▲	+38.5%	+50	
	Show Cause	SC	91	▼	-21.6%	-25	
	Capias	CA	73	▲	+4.3%	+3	
	Felony	CF	72	▼	-6.5%	-5	
	Family Abuse - Protective Order	FP	62	▲	+29.2%	+14	
	Motion - Protective Order	MP	6	▼	-33.3%	-3	
	Violation of Protective Order	PV	5	▲	+25.0%	+1	
	Bond Forfeiture	BF	2	▼	-33.3%	-1	
	Non-Family Abuse Protective Order	AP	1	↔		-	
	Protective Order	PC	1	▲	-	+1	
	Restricted License for Non-Support	SL	1	▲	-	+1	
	Remand Support	RS	0	▼	-100.0%	-1	
Total			<b>1,136</b>	▲	<b>15.3%</b>	<b>+151</b>	
<b>Juvenile</b>	Custody Visitation	CV	288	▼	-4.3%	-13	
	Mental Commitment	MC	72	▼	-19.1%	-17	
	Misdemeanor	DM	51	▲	+18.6%	+8	
	Felony	DF	24	▲	+41.2%	+7	
	Permanency Planning	PH	16	▲	+700.0%	+14	
	Truancy	TR	13	▼	-13.3%	-2	
	Show Cause	SC	12	↔		-	
	Abuse and Neglect	AN	9	▼	-64.0%	-16	
	Paternity	PT	7	▼	-41.7%	-5	
	Temporary Detention Order	TD	7	▲	+40.0%	+2	
	Traffic	T	7	▼	-72.0%	-18	
	Emergency Custody Order	EC	6	▲	+200.0%	+4	
	Initial Foster Care	IF	6	▼	-62.5%	-10	
	Non-Family Abuse Protective Order	AP	5	▼	-50.0%	-5	
	Status	ST	5	▲	-	+5	
	Other	OT	4	▲	+100.0%	+2	
	Special Immigrant Juvenile Status	SI	4	↔		-	
	Foster Care Review	FC	3	▼	-57.1%	-4	
	Child In Need of Services	CS	2	↔		-	
	Terminate Parental Rights	TP	2	▼	-80.0%	-8	
	Voluntary Continuing Services and Support Agreem	VA	2	▲	-	+2	
	Civil Violation	CI	1	▲	-	+1	
	Emancipation	EP	1	▲	-	+1	
	Family Abuse - Protective Order	FP	1	▼	-50.0%	-1	
	Qualified Residential Treatment	QR	0	▼	-100.0%	-1	
	Relief of Custody	CR	0	▼	-100.0%	-2	
	Remand Custody	RC	0	▼	-100.0%	-4	
	Remand Visitation	RV	0	▼	-100.0%	-2	
	Total			<b>548</b>	▼	<b>-10.2%</b>	<b>-62</b>
	<b>GRAND TOTAL</b>			<b>1,684</b>	▲	<b>5.6%</b>	<b>+89</b>

\* Compared to same time period as previous year  
 7/11/2024 12:30:55PM

\*\* Case Type Categories are defined in the 2017 Virginia Judicial Workload Assessment  
 Source: SCV-SQL-Information



Filings by Major Case Category\*\*

Category	Summary	Change	% Change	Absolute Change
Adult Criminal	519	▲	+8.4%	+40
Child Dependency	38	▲	-39.7%	-25
Child in Need of Services/Supervision	15	▼	-11.8%	-2
Custody and Visitation	295	▼	-5.8%	-18
Delinquency	87	▲	+20.8%	+15
Juvenile Miscellaneous	6	▲	-	+6
New to Workload Study	5	▲	+25.0%	+1
Other	404	▲	+13.2%	+47
Protective Orders	75	▼	+7.1%	+5
Support	233	▲	+19.5%	+38
Traffic	7	▼	-72.0%	-18
<b>GRAND TOTAL</b>	<b>1,684</b>	▲	5.6%	+89

\* Compared to same time period as previous year  
 7/11/2024 12:30:55PM

\*\* Case Type Categories are defined in the 2017 Virginia Judicial Workload Assessment  
 Source: SCV-SQL-Information

2024 Overall GRAND TOTAL		Distribution of Caseload		Change*		Percentage (%) of Caseload			
<b>542</b> 	+34 6.7%	<b>Adult</b>	291	54%	1.7% ▲	+5	<b>Adult</b>	56.3%	53.7%
		<b>Juvenile</b>	251	46%	13.1% ▲	+29	<b>Juvenile</b>	43.7%	46.3%
		<b>GRAND TOTAL</b>	<b>542</b>	100%	6.7% ▲	+34	<b>GRAND TOTAL</b>	100%	100%

**Filings by Division & Code**

Division	Case Type Description	Code	Summary	Change	% Change	Absolute Change
<b>Adult</b>	Show Cause	SC	69	▼	-13.8%	-11
	Civil Support	VS	59	▲	+11.3%	+6
	Misdemeanor	CM	47	▼	-24.2%	-15
	Other	OT	42	▲	+13.5%	+5
	Felony	CF	22	▲	+214.3%	+15
	Family Abuse - Protective Order	FP	19	▲	+18.8%	+3
	Capias	CA	17	▲	+13.3%	+2
	Remand Support	RS	7	↔		-
	Motion - Protective Order	MP	5	▲	+25.0%	+1
	Non-Family Abuse Protective Order	AP	3	▼	-40.0%	-2
	Violation of Protective Order	PV	1	▲	-	+1
	<b>Total</b>		<b>291</b>	<b>▲</b>	<b>1.7%</b>	<b>+5</b>
<b>Juvenile</b>	Custody Visitation	CV	166	▲	+36.1%	+44
	Misdemeanor	DM	21	▲	+50.0%	+7
	Show Cause	SC	10	▼	-65.5%	-19
	Traffic	T	10	▼	-23.1%	-3
	Child In Need of Services	CS	7	▲	+75.0%	+3
	Felony	DF	6	▼	-33.3%	-3
	Truancy	TR	6	▲	+20.0%	+1
	Remand Custody	RC	5	▲	+66.7%	+2
	Remand Visitation	RV	5	▲	+150.0%	+3
	Abuse and Neglect	AN	4	▼	-20.0%	-1
	Permanency Planning	PH	3	▲	+50.0%	+1
	Civil Violation	CI	2	▲	-	+2
	Foster Care Review	FC	2	▼	-50.0%	-2
	Initial Foster Care	IF	1	▼	-50.0%	-1
	Other	OT	1	↔		-
	Status	ST	1	▼	-50.0%	-1
	Voluntary Continuing Services and Support Agreem	VA	1	▲	-	+1
	Non-Family Abuse Protective Order	AP	0	▼	-100.0%	-2
	Paternity	PT	0	▼	-100.0%	-1
	Qualified Residential Treatment	QR	0	▼	-100.0%	-2
	<b>Total</b>		<b>251</b>	<b>▲</b>	<b>13.1%</b>	<b>+29</b>
	<b>GRAND TOTAL</b>		<b>542</b>	<b>▲</b>	<b>6.7%</b>	<b>+34</b>

**Filings by Major Case Category\*\***

Category	Summary	Change	% Change	Absolute Change
Adult Criminal	129	▲	-5.1%	-7
Child Dependency	11	▲	-26.7%	-4
Child in Need of Services/Supervision	14	▲	+55.6%	+5
Custody and Visitation	166	▼	+35.0%	+43
Delinquency	36	▼	-30.8%	-16
Juvenile Miscellaneous	1	▼	-50.0%	-1
New to Workload Study	2	▲	-	+2
Other	60	▲	+20.0%	+10
Protective Orders	27	▼		0
Support	86	▲	+6.2%	+5

\* Compared to same time period as previous year  
 7/11/2024 12:30:55PM

\*\* Case Type Categories are defined in the 2017 Virginia Judicial Workload Assessment  
 Source: SCV-SQL-Information

Traffic		10	▼	-23.1%	-3
	<b>GRAND TOTAL</b>	<b>542</b>	▲	6.7%	+34

2024 Overall GRAND TOTAL		Distribution of Caseload		Change*		Percentage (%) of Caseload			
<b>9,881</b>	-388 -3.8%	<b>Adult</b>	5,105	52%	0.9% ▲	+48	<b>Adult</b>	49.2%	51.7%
2024		<b>Juvenile</b>	4,776	48%	-8.4% ▼	-436	<b>Juvenile</b>	50.8%	48.3%
2023		<b>GRAND TOTAL</b>	<b>9,881</b>	100%	-3.8% ▼	-388	<b>GRAND TOTAL</b>	100%	100%

Filings by Division & Code

Division	Case Type Description	Code	Summary	Change	% Change	Absolute Change
<b>Adult</b>	Civil Support	VS	1,186	▲	+7.4%	+82
	Misdemeanor	CM	1,008	▼	-3.7%	-39
	Show Cause	SC	892	▼	-1.4%	-13
	Other	OT	831	▼	+5.7%	+45
	Family Abuse - Protective Order	FP	423	▼	-5.8%	-26
	Felony	CF	328	▼	-1.8%	-6
	Capias	CA	247	▲	+28.6%	+55
	Remand Support	RS	87	▼	-23.0%	-26
	Motion - Protective Order	MP	57	▼	-26.9%	-21
	Violation of Protective Order	PV	30	▲	+25.0%	+6
	Non-Family Abuse Protective Order	AP	16	▼	-30.4%	-7
	Violation Family Abuse Protective Order	PS	0	▼	-100.0%	-2
	Total			<b>5,105</b>	▲	<b>0.9%</b>
<b>Juvenile</b>	Custody Visitation	CV	2,967	▼	-3.0%	-93
	Misdemeanor	DM	628	▼	-9.6%	-67
	Felony	DF	245	▼	-0.4%	-1
	Traffic	T	243	▼	-37.0%	-143
	Remand Custody	RC	131	▼	-45.6%	-110
	Remand Visitation	RV	130	▼	-12.2%	-18
	Special Immigrant Juvenile Status	SI	80	▲	+60.0%	+30
	Status	ST	66	▼	-28.3%	-26
	Paternity	PT	34	▼	-10.5%	-4
	Permanency Planning	PH	34	▼	-2.9%	-1
	Foster Care Review	FC	28	▲	+75.0%	+12
	Abuse and Neglect	AN	27	▲	+80.0%	+12
	Child In Need of Services	CS	26	▼	-10.3%	-3
	Terminate Parental Rights	TP	24	▲	+84.6%	+11
	Non-Family Abuse Protective Order	AP	20	▼	-13.0%	-3
	Temporary Detention Order	TD	17	▼	-51.4%	-18
	Truancy	TR	15	▼	-6.3%	-1
	Initial Foster Care	IF	14	▼	-6.7%	-1
	Emergency Custody Order	EC	11	▼	-8.3%	-1
	Show Cause	SC	10	▼	+25.0%	+2
	Motion - Protective Order	MP	6	↔		-
	Voluntary Continuing Services and Support Agreem	VA	6	▲	+20.0%	+1
	Civil Violation	CI	5	▲	+66.7%	+2
	Child at Risk	RI	4	▲	-	+4
	Relief of Custody	CR	4	▼	-50.0%	-4
	Family Abuse - Protective Order	FP	1	▼	-50.0%	-1
	Emancipation	EP	0	▼	-100.0%	-1
	Juvenile Support	JS	0	▼	-100.0%	-1
	Other	OT	0	▼	-100.0%	-10
	Qualified Residential Treatment	QR	0	▼	-100.0%	-3
	Total			<b>4,776</b>	▼	<b>-8.4%</b>
<b>GRAND TOTAL</b>			<b>9,881</b>	▼	<b>-3.8%</b>	<b>-388</b>

\* Compared to same time period as previous year  
 7/11/2024 12:30:55PM

\*\* Case Type Categories are defined in the 2017 Virginia Judicial Workload Assessment  
 Source: SCV-SQL-Information

Filings by Major Case Category\*\*

Category	Summary	Change	% Change	Absolute Change
Adult Criminal	2,194	▼	+3.2%	+69
Child Dependency	141	▲	+28.2%	+31
Child in Need of Services/Supervision	41	▼	-10.9%	-5
Custody and Visitation	3,001	▼	-3.1%	-97
Delinquency	883	▲	-6.9%	-65
Juvenile Miscellaneous	66	▼	-29.0%	-27
New to Workload Study	85	▲	+60.4%	+32
Other	1,207	▼	-10.3%	-138
Protective Orders	523	▼	-10.0%	-58
Support	1,497	▼	+0.9%	+13
Traffic	243	▼	-37.0%	-143
<b>GRAND TOTAL</b>	<b>9,881</b>	▼	-3.8%	-388

\* Compared to same time period as previous year  
 7/11/2024 12:30:55PM

\*\* Case Type Categories are defined in the 2017 Virginia Judicial Workload Assessment  
 Source: SCV-SQL-Information

2024 Overall GRAND TOTAL		Distribution of Caseload		Change*		Percentage (%) of Caseload			
<b>713</b>	-160 -18.3%	<b>Adult</b>	396	56%	-9.2% ▼	-40	<b>Adult</b>	49.9%	55.5%
2024		<b>Juvenile</b>	317	44%	-27.5% ▼	-120	<b>Juvenile</b>	50.1%	44.5%
2023		<b>GRAND TOTAL</b>	<b>713</b>	100%	-18.3% ▼	-160	<b>GRAND TOTAL</b>	100%	100%

Filings by Division & Code

Division	Case Type Description	Code	Summary	Change	% Change	Absolute Change
<b>Adult</b>	Misdemeanor	CM	87	▼	-27.5%	-33
	Other	OT	73	▲	-3.9%	-3
	Civil Support	VS	69	▼	-8.0%	-6
	Show Cause	SC	58	▲	+5.5%	+3
	Family Abuse - Protective Order	FP	46	▲	+100.0%	+23
	Felony	CF	31	▼	-27.9%	-12
	Capias	CA	28	▼	-17.6%	-6
	Motion - Protective Order	MP	4	↔		-
	Non-Family Abuse Protective Order	AP	0	▼	-100.0%	-4
	Remand Support	RS	0	▼	-100.0%	-1
	Restricted License for Non-Support	SL	0	▼	-100.0%	-1
		<b>Total</b>		<b>396</b>	▼	<b>-9.2%</b>
<b>Juvenile</b>	Custody Visitation	CV	199	▼	-5.7%	-12
	Misdemeanor	DM	43	▼	-44.9%	-35
	Status	ST	15	▲	-11.8%	-2
	Traffic	T	14	▼	-65.9%	-27
	Felony	DF	9	▼	-74.3%	-26
	Truancy	TR	9	▼	-10.0%	-1
	Terminate Parental Rights	TP	8	▲	+166.7%	+5
	Foster Care Review	FC	7	▲	+40.0%	+2
	Permanency Planning	PH	4	▼	-55.6%	-5
	Temporary Detention Order	TD	3	▼	-25.0%	-1
	Emergency Custody Order	EC	2	▲	+100.0%	+1
	Non-Family Abuse Protective Order	AP	2	▲	+100.0%	+1
	Paternity	PT	1	↔		-
	Show Cause	SC	1	▲	-	+1
	Abuse and Neglect	AN	0	▼	-100.0%	-8
	Capias	CA	0	▼	-100.0%	-2
	Initial Foster Care	IF	0	▼	-100.0%	-5
	Qualified Residential Treatment	QR	0	▼	-100.0%	-2
	Remand Custody	RC	0	▼	-100.0%	-2
	Remand Visitation	RV	0	▼	-100.0%	-1
Voluntary Continuing Services and Support Agreem	VA	0	▼	-100.0%	-1	
	<b>Total</b>		<b>317</b>	▼	<b>-27.5%</b>	<b>-120</b>
<b>GRAND TOTAL</b>			<b>713</b>	▼	<b>-18.3%</b>	<b>-160</b>

Filings by Major Case Category\*\*

Category	Summary	Change	% Change	Absolute Change
Adult Criminal	180	▼	-24.4%	-58
Child Dependency	19	▼	-42.4%	-14
Child in Need of Services/Supervision	10	▲		0
Custody and Visitation	200	▼	-5.7%	-12
Delinquency	52	▼	-54.8%	-63
Juvenile Miscellaneous	15	▲	-11.8%	-2
Other	78	▲	-8.2%	-7
Protective Orders	52	▲	+62.5%	+20
Support	93	▼	+3.3%	+3
Traffic	14	▼	-65.9%	-27

\* Compared to same time period as previous year  
 7/11/2024 12:30:55PM

\*\* Case Type Categories are defined in the 2017 Virginia Judicial Workload Assessment  
 Source: SCV-SQL-Information


**GRAND TOTAL**

**713**



-18.3%

-160

2024 Overall GRAND TOTAL		Distribution of Caseload		Change*		Percentage (%) of Caseload		
<b>6,575</b>	-191 -2.8%	<b>Adult</b>	3,534 54%	-4.0% ▼	-146	<b>Adult</b>	54.4%	53.7%
2024 		<b>Juvenile</b>	3,041 46%	-1.5% ▼	-45	<b>Juvenile</b>	45.6%	46.3%
2023		<b>GRAND TOTAL</b>	<b>6,575</b> 100%	-2.8% ▼	-191	<b>GRAND TOTAL</b>	100%	100%

**Filings by Division & Code**

Division	Case Type Description	Code	Summary	Change	% Change	Absolute Change	
<b>Adult</b>	Other	OT	820	▼	+0.2%	+2	
	Misdemeanor	CM	753	▼	-1.7%	-13	
	Show Cause	SC	655	▼	-1.7%	-11	
	Civil Support	VS	511	▼	-11.3%	-65	
	Capias	CA	298	▼	-19.0%	-70	
	Family Abuse - Protective Order	FP	272	▲	+6.7%	+17	
	Felony	CF	193	▼	-7.7%	-16	
	Non-Family Abuse Protective Order	AP	15	▲	+50.0%	+5	
	Motion - Protective Order	MP	8	↔		-	
	Remand Support	RS	5	▲	-	+5	
	Restricted License for Non-Support	SL	2	↔		-	
	Criminal Support	CS	1	▲	-	+1	
	Violation of Protective Order	PV	1	▼	-50.0%	-1	
		<b>Total</b>		<b>3,534</b>	▼	<b>-4.0%</b>	<b>-146</b>
<b>Juvenile</b>	Custody Visitation	CV	1,818	▼	-4.9%	-94	
	Misdemeanor	DM	268	▼	-6.0%	-17	
	Felony	DF	147	▼	-7.0%	-11	
	Paternity	PT	115	▼	-35.4%	-63	
	Permanency Planning	PH	114	▲	+32.6%	+28	
	Foster Care Review	FC	96	▲	+14.3%	+12	
	Abuse and Neglect	AN	85	▲	+37.1%	+23	
	Special Immigrant Juvenile Status	SI	63	▲	+3.3%	+2	
	Traffic	T	62	▲	+19.2%	+10	
	Initial Foster Care	IF	53	▲	+65.6%	+21	
	Temporary Detention Order	TD	35	▲	+94.4%	+17	
	Terminate Parental Rights	TP	32	▲	+10.3%	+3	
	Mental Commitment	MC	26	▼	-16.1%	-5	
	Truancy	TR	23	▲	+27.8%	+5	
	Status	ST	20	▲	+11.1%	+2	
	Show Cause	SC	15	▼	+25.0%	+3	
	Child In Need of Services	CS	13	▼	-18.8%	-3	
	Remand Custody	RC	11	▲	-	+11	
	Remand Visitation	RV	11	▲	-	+11	
	Voluntary Continuing Services and Support Agreen	VA	8	▼	-42.9%	-6	
	Non-Family Abuse Protective Order	AP	7	▲	+40.0%	+2	
	Other	OT	6	▲	-	+6	
	Family Abuse - Protective Order	FP	4	▲	-	+4	
	Relief of Custody	CR	4	▼	-42.9%	-3	
	Emergency Custody Order	EC	3	▲	+200.0%	+2	
	Civil Violation	CI	1	▲	-	+1	
	Juvenile Support	JS	1	↔		-	
	Qualified Residential Treatment	QR	0	▼	-100.0%	-6	
		<b>Total</b>		<b>3,041</b>	▼	<b>-1.5%</b>	<b>-45</b>
	<b>GRAND TOTAL</b>			<b>6,575</b>	▼	<b>-2.8%</b>	<b>-191</b>

**Filings by Major Case Category\*\***

Category	Summary	Change	% Change	Absolute Change
Adult Criminal	1,505	▼	-5.3%	-85
Child Dependency	392	▼	+22.5%	+72

\* Compared to same time period as previous year  
 7/11/2024 12:30:55PM

\*\* Case Type Categories are defined in the 2017 Virginia Judicial Workload Assessment  
 Source: SCV-SQL-Information



**CPSS - JCMS CASELOAD STATISTICS OF THE JUVENILE & DOMESTIC RELATIONS DISTRICT COURTS**  
 January 2024 thru June 2024 Filings (Compared to January 2023 thru June 2023)

**Richmond**

District: 13 FIPS: 760

Child in Need of Services/Supervision	36	▼	+2.9%	+1
Custody and Visitation	1,933	▼	-7.5%	-157
Delinquency	430	▲	-5.3%	-24
Juvenile Miscellaneous	23	▲	+27.8%	+5
New to Workload Study	64	▲	+4.9%	+3
Other	914	▲	+5.3%	+46
Protective Orders	306	▲	+10.1%	+28
Support	910	▲	-9.0%	-90
Traffic	62	▲	+19.2%	+10
<b>GRAND TOTAL</b>	<b>6,575</b>	▼	-2.8%	-191

2024 Overall GRAND TOTAL		Distribution of Caseload			Change*		Percentage (%) of Caseload		
<b>9,482</b> +1,286 15.7% 	Adult	4,664	49%	6.9% ▲	+302	Adult	2023	2024	
	Juvenile	4,818	51%	25.7% ▲	+984	Juvenile	53.2%	49.2%	
<b>GRAND TOTAL</b>		<b>9,482</b>	100%	15.7% ▲	+1,286	<b>GRAND TOTAL</b>	100%	100%	

Filings by Division & Code

Division	Case Type Description	Code	Summary	Change	% Change	Absolute Change	
<b>Adult</b>	Civil Support	VS	1,063	▲	+47.4%	+342	
	Show Cause	SC	1,005	▲	+14.2%	+125	
	Misdemeanor	CM	767	▼	-15.8%	-144	
	Other	OT	620	▲	+1.3%	+8	
	Capias	CA	425	▲	+7.6%	+30	
	Felony	CF	329	▼	-8.6%	-31	
	Family Abuse - Protective Order	FP	322	▼	-8.5%	-30	
	Motion - Protective Order	MP	55	▼	-24.7%	-18	
	Remand Support	RS	39	▲	+333.3%	+30	
	Violation of Protective Order	PV	19	▼	-9.5%	-2	
	Non-Family Abuse Protective Order	AP	12	▼	-42.9%	-9	
	Restricted License for Non-Support Protective Order	SL	7	↔	-	-	
	Protective Order	PC	1	▲	-	+1	
<b>Total</b>			<b>4,664</b>	<b>▲</b>	<b>6.9%</b>	<b>+302</b>	
<b>Juvenile</b>	Custody Visitation	CV	3,120	▲	+37.0%	+842	
	Misdemeanor	DM	538	▲	+3.1%	+16	
	Traffic	T	299	↔	-	-	
	Felony	DF	163	▼	-7.9%	-14	
	Paternity	PT	80	▲	+50.9%	+27	
	Foster Care Review	FC	70	▲	+2.9%	+2	
	Special Immigrant Juvenile Status	SI	68	▲	+33.3%	+17	
	Abuse and Neglect	AN	66	▲	+22.2%	+12	
	Permanency Planning	PH	66	▲	+57.1%	+24	
	Show Cause	SC	62	▼	+26.5%	+13	
	Initial Foster Care	IF	49	▲	+44.1%	+15	
	Child In Need of Services	CS	37	▼	-17.8%	-8	
	Remand Visitation	RV	36	▲	+1,700.0%	+34	
	Status	ST	34	▲	+36.0%	+9	
	Remand Custody	RC	32	▲	+1,500.0%	+30	
	Temporary Detention Order	TD	22	▼	-46.3%	-19	
	Terminate Parental Rights	TP	21	▼	-8.7%	-2	
	Capias	CA	11	▼	-15.4%	-2	
	Non-Family Abuse Protective Order	AP	11	▼	-62.1%	-18	
	Mental Commitment	MC	5	▼	-37.5%	-3	
	Family Abuse - Protective Order	FP	4	▲	+300.0%	+3	
	Other	OT	4	▼	-33.3%	-2	
	Relief of Custody	CR	4	▲	-	+4	
	Truancy	TR	4	▲	+300.0%	+3	
	Motion - Protective Order	MP	3	▲	+50.0%	+1	
	Voluntary Continuing Services and Support Agreen	VA	3	▲	+200.0%	+2	
	Civil Violation	CI	2	▲	-	+2	
	Emergency Custody Order	EC	2	▼	-66.7%	-4	
	Emancipation	EP	1	▲	-	+1	
	Violation Family Abuse Protective Order	PS	1	▲	-	+1	
	Child at Risk	RI	0	▼	-100.0%	-2	
	<b>Total</b>			<b>4,818</b>	<b>▲</b>	<b>25.7%</b>	<b>+984</b>
	<b>GRAND TOTAL</b>			<b>9,482</b>	<b>▲</b>	<b>15.7%</b>	<b>+1,286</b>

\* Compared to same time period as previous year  
 7/11/2024 12:30:55PM

\*\* Case Type Categories are defined in the 2017 Virginia Judicial Workload Assessment  
 Source: SCV-SQL-Information

Filings by Major Case Category\*\*

Category	Summary	Change	% Change	Absolute Change
Adult Criminal	1,801	▲	-6.8%	-131
Child Dependency	279	▲	+24.6%	+55
Child in Need of Services/Supervision	41	▲	-14.6%	-7
Custody and Visitation	3,200	▲	+37.3%	+869
Delinquency	775	▲	+2.1%	+16
Juvenile Miscellaneous	35	▲	+40.0%	+10
New to Workload Study	70	▲	+37.3%	+19
Other	760	▲	+10.8%	+74
Protective Orders	407	▲	-14.9%	-71
Support	1,815	▲	+33.2%	+452
Traffic	299	↔		0
<b>GRAND TOTAL</b>	<b>9,482</b>	▲	15.7%	+1,286

\* Compared to same time period as previous year  
 7/11/2024 12:30:55PM

\*\* Case Type Categories are defined in the 2017 Virginia Judicial Workload Assessment  
 Source: SCV-SQL-Information

2024 Overall GRAND TOTAL		Distribution of Caseload			Change*		Percentage (%) of Caseload		
<b>1,165</b> +19 1.7% 	<b>Adult</b> <b>Juvenile</b> <b>GRAND TOTAL</b>	628	54%	6.1% ▲	+36	<b>Adult</b> <b>Juvenile</b> <b>GRAND TOTAL</b>	2023	2024	
		537	46%	-3.1% ▼	-17		51.7%	53.9%	
		<b>1,165</b>	100%	1.7% ▲	+19		100%	100%	

Filings by Division & Code

Division	Case Type Description	Code	Summary	Change	% Change	Absolute Change	
<b>Adult</b>	Civil Support	VS	137	▲	+9.6%	+12	
	Misdemeanor	CM	133	▼	-4.3%	-6	
	Show Cause	SC	116	▲	+28.9%	+26	
	Other	OT	84	▲	+104.9%	+43	
	Family Abuse - Protective Order	FP	58	▼	-27.5%	-22	
	Felony	CF	47	▼	-23.0%	-14	
	Capias	CA	31	▲	+14.8%	+4	
	Motion - Protective Order	MP	7	▼	-36.4%	-4	
	Remand Support	RS	5	▲	+150.0%	+3	
	Non-Family Abuse Protective Order	AP	4	▼	-55.6%	-5	
	Violation of Protective Order	PV	4	▼	-33.3%	-2	
	Restricted License for Non-Support	SL	1	↔	-	-	
	Violation Family Abuse Protective Order	PS	1	▲	-	+1	
	<b>Total</b>		<b>628</b>	<b>▲</b>	<b>6.1%</b>	<b>+36</b>	
<b>Juvenile</b>	Custody Visitation	CV	435	▲	+15.4%	+58	
	Misdemeanor	DM	20	▼	-47.4%	-18	
	Traffic	T	14	▼	-61.1%	-22	
	Child In Need of Services	CS	13	▲	+18.2%	+2	
	Felony	DF	8	▼	-55.6%	-10	
	Show Cause	SC	7	▲	+40.0%	+2	
	Truancy	TR	7	▲	+16.7%	+1	
	Paternity	PT	5	▼	-54.5%	-6	
	Foster Care Review	FC	4	▼	-50.0%	-4	
	Non-Family Abuse Protective Order	AP	4	▼	-60.0%	-6	
	Status	ST	3	▲	-25.0%	-1	
	Civil Violation	CI	2	▲	+100.0%	+1	
	Emergency Custody Order	EC	2	▼	-33.3%	-1	
	Other	OT	2	▼	-33.3%	-1	
	Remand Custody	RC	2	▲	-	+2	
	Remand Visitation	RV	2	▲	-	+2	
	Special Immigrant Juvenile Status	SI	2	↔	-	-	
	Temporary Detention Order	TD	2	▼	-66.7%	-4	
	Abuse and Neglect	AN	1	▼	-50.0%	-1	
	Capias	CA	1	↔	-	-	
	Voluntary Continuing Services and Support Agreem	VA	1	↔	-	-	
	Entrustment	ET	0	▼	-100.0%	-5	
	Family Abuse - Protective Order	FP	0	▼	-100.0%	-1	
	Initial Foster Care	IF	0	▼	-100.0%	-2	
	Protective Order	PC	0	▼	-100.0%	-1	
	Relief of Custody	CR	0	▼	-100.0%	-2	
		<b>Total</b>		<b>537</b>	<b>▼</b>	<b>-3.1%</b>	<b>-17</b>
		<b>GRAND TOTAL</b>		<b>1,165</b>	<b>▲</b>	<b>1.7%</b>	<b>+19</b>

Filings by Major Case Category\*\*

Category	Summary	Change	% Change	Absolute Change
Adult Criminal	239	▲	-2.8%	-7
Child Dependency	6	▼	-70.0%	-14
Child in Need of Services/Supervision	23	▲	+35.3%	+6
Custody and Visitation	440	▼	+13.4%	+52

\* Compared to same time period as previous year  
 7/11/2024 12:30:55PM

\*\* Case Type Categories are defined in the 2017 Virginia Judicial Workload Assessment  
 Source: SCV-SQL-Information

**CPSS - JCMS CASELOAD STATISTICS OF THE JUVENILE & DOMESTIC RELATIONS DISTRICT COURTS**  
 January 2024 thru June 2024 Filings (Compared to January 2023 thru June 2023)

**Caroline**

District: 15 FIPS: 033

Delinquency	33	▼	-47.6%	-30
Juvenile Miscellaneous	3	▲	-25.0%	-1
New to Workload Study	4	▲	+33.3%	+1
Other	99	▲	+80.0%	+44
Protective Orders	73	▼	-34.2%	-38
Support	231	▲	+13.8%	+28
Traffic	14	▼	-61.1%	-22
<b>GRAND TOTAL</b>	<b>1,165</b>	▲	1.7%	+19

2024 Overall GRAND TOTAL		Distribution of Caseload		Change*		Percentage (%) of Caseload			
<b>346</b> +52 17.7% 		<b>Adult</b>	228	66%	56.2% ▲	+82	<b>Adult</b>	49.7%	65.9%
		<b>Juvenile</b>	118	34%	-20.3% ▼	-30	<b>Juvenile</b>	50.3%	34.1%
		<b>GRAND TOTAL</b>	<b>346</b>	100%	17.7% ▲	+52	<b>GRAND TOTAL</b>	100%	100%

Filings by Division & Code

Division	Case Type Description	Code	Summary	Change	% Change	Absolute Change
<b>Adult</b>	Misdemeanor	CM	64	▲	+23.1%	+12
	Other	OT	50	▲	+117.4%	+27
	Show Cause	SC	41	▲	+156.3%	+25
	Civil Support	VS	36	▲	+28.6%	+8
	Felony	CF	17	▲	+13.3%	+2
	Family Abuse - Protective Order	FP	9	▼	-10.0%	-1
	Capias	CA	6	▲	+200.0%	+4
	Motion - Protective Order	MP	4	▲	-	+4
	Non-Family Abuse Protective Order	AP	1	▲	-	+1
		<b>Total</b>		<b>228</b>	▲	<b>56.2%</b>
<b>Juvenile</b>	Custody Visitation	CV	51	▼	-26.1%	-18
	Show Cause	SC	18	▲	+800.0%	+16
	Misdemeanor	DM	17	▲	+70.0%	+7
	Traffic	T	14	▼	-26.3%	-5
	Felony	DF	4	▲	+300.0%	+3
	Mental Commitment	MC	3	▲	+50.0%	+1
	Abuse and Neglect	AN	2	▼	-50.0%	-2
	Paternity	PT	2	▼	-50.0%	-2
	Permanency Planning	PH	2	▼	-60.0%	-3
	Status	ST	2	▼	-90.0%	-18
	Child In Need of Services	CS	1	▲	-	+1
	Emergency Custody Order	EC	1	▲	-	+1
	Foster Care Review	FC	1	▼	-66.7%	-2
	Child at Risk	RI	0	▼	-100.0%	-3
	Motion - Protective Order	MP	0	▼	-100.0%	-1
	Terminate Parental Rights	TP	0	▼	-100.0%	-5
	<b>Total</b>		<b>118</b>	▼	<b>-20.3%</b>	<b>-30</b>
<b>GRAND TOTAL</b>			<b>346</b>	▲	17.7%	+52

Filings by Major Case Category\*\*

Category	Summary	Change	% Change	Absolute Change	
Adult Criminal	117	▲	+48.1%	+38	
Child Dependency	5	▼	-75.0%	-15	
Child in Need of Services/Supervision	1	▲	-	+1	
Custody and Visitation	53	▼	-27.4%	-20	
Delinquency	39	▲	+200.0%	+26	
Juvenile Miscellaneous	2	▼	-90.0%	-18	
Other	54	▲	+116.0%	+29	
Protective Orders	14	▲	+27.3%	+3	
Support	47	▲	+38.2%	+13	
Traffic	14	▼	-26.3%	-5	
<b>GRAND TOTAL</b>		<b>346</b>	▲	17.7%	+52

\* Compared to same time period as previous year  
 7/11/2024 12:30:55PM

\*\* Case Type Categories are defined in the 2017 Virginia Judicial Workload Assessment  
 Source: SCV-SQL-Information

2024 Overall GRAND TOTAL		Distribution of Caseload			Change*		Percentage (%) of Caseload		
<b>1,229</b> +64 5.5% 		<b>Adult</b>	611	50%	28.4% ▲	+135	<b>Adult</b>	40.9%	49.7%
		<b>Juvenile</b>	618	50%	-10.3% ▼	-71	<b>Juvenile</b>	59.1%	50.3%
<b>GRAND TOTAL</b>		<b>1,229</b>	100%	5.5% ▲	+64	<b>GRAND TOTAL</b>	100%	100%	

**Filings by Division & Code**

Division	Case Type Description	Code	Summary	Change	% Change	Absolute Change
<b>Adult</b>	Misdemeanor	CM	153	▲	+62.8%	+59
	Other	OT	110	▲	+35.8%	+29
	Civil Support	VS	95	▼	-20.8%	-25
	Show Cause	SC	84	▲	+16.7%	+12
	Felony	CF	66	▲	+214.3%	+45
	Family Abuse - Protective Order	FP	53	▲	+60.6%	+20
	Capias	CA	26	▼	-29.7%	-11
	Motion - Protective Order	MP	8	↔		-
	Non-Family Abuse Protective Order	AP	6	▲	+50.0%	+2
	Violation of Protective Order	PV	6	▲	+50.0%	+2
	Remand Support	RS	4	▲	+100.0%	+2
	<b>Total</b>		<b>611</b>	<b>▲</b>	<b>28.4%</b>	<b>+135</b>
<b>Juvenile</b>	Custody Visitation	CV	281	▼	-26.6%	-102
	Misdemeanor	DM	93	▲	+47.6%	+30
	Felony	DF	36	▲	+56.5%	+13
	Traffic	T	34	▼	-40.4%	-23
	Foster Care Review	FC	28	▲	+180.0%	+18
	Abuse and Neglect	AN	18	▲	+100.0%	+9
	Initial Foster Care	IF	18	▲	+260.0%	+13
	Mental Commitment	MC	16	▼	-38.5%	-10
	Terminate Parental Rights	TP	15	▲	+114.3%	+8
	Permanency Planning	PH	14	▲	+27.3%	+3
	Status	ST	9	▲	+12.5%	+1
	Paternity	PT	7	▼	-75.0%	-21
	Remand Custody	RC	7	▲	+16.7%	+1
	Remand Visitation	RV	7	▼	-12.5%	-1
	Child In Need of Services	CS	5	▼	-16.7%	-1
	Civil Violation	CI	4	▲	-	+4
	Emergency Custody Order	EC	4	▼	-55.6%	-5
	Special Immigrant Juvenile Status	SI	4	▲	-	+4
	Non-Family Abuse Protective Order	AP	3	↔		-
	Relief of Custody	CR	3	▲	+200.0%	+2
	Truancy	TR	3	▼	-57.1%	-4
	Motion - Protective Order	MP	2	▲	-	+2
	Temporary Detention Order	TD	2	▼	-66.7%	-4
	Capias	CA	1	↔		-
	Entrustment	ET	1	▼	-50.0%	-1
	Family Abuse - Protective Order	FP	1	▲	-	+1
	Restoration of Parental Rights	RR	1	▲	-	+1
	Show Cause	SC	1	▼	-66.7%	-2
	Child at Risk	RI	0	▼	-100.0%	-1
	Other	OT	0	▼	-100.0%	-3
	Qualified Residential Treatment	QR	0	▼	-100.0%	-2
	Voluntary Continuing Services and Support Agreem	VA	0	▼	-100.0%	-1
		<b>Total</b>		<b>618</b>	<b>▼</b>	<b>-10.3%</b>
<b>GRAND TOTAL</b>			<b>1,229</b>	<b>▲</b>	<b>5.5%</b>	<b>+64</b>

\* Compared to same time period as previous year  
 7/11/2024 12:30:55PM

\*\* Case Type Categories are defined in the 2017 Virginia Judicial Workload Assessment  
 Source: SCV-SQL-Information

**Filings by Major Case Category\*\***

Category	Summary	Change	% Change	Absolute Change
Adult Criminal	312	▲	+48.6%	+102
Child Dependency	97	▲	+98.0%	+48
Child in Need of Services/Supervision	8	▼	-42.9%	-6
Custody and Visitation	288	▼	-29.9%	-123
Delinquency	131	▲	+47.2%	+42
Juvenile Miscellaneous	9	▲	+12.5%	+1
New to Workload Study	8	▲	-	+8
Other	151	▲	+7.1%	+10
Protective Orders	73	▲	+52.1%	+25
Support	118	▼	-14.5%	-20
Traffic	34	▼	-40.4%	-23
<b>GRAND TOTAL</b>	<b>1,229</b>	▲	5.5%	+64

\* Compared to same time period as previous year  
 7/11/2024 12:30:55PM

\*\* Case Type Categories are defined in the 2017 Virginia Judicial Workload Assessment  
 Source: SCV-SQL-Information



2024 Overall GRAND TOTAL		Distribution of Caseload		Change*		Percentage (%) of Caseload			
<b>1,886</b>	-260 -12.1%	<b>Adult</b>	903	48%	-14.8% ▼	-157	<b>Adult</b>	49.4%	47.9%
2024		<b>Juvenile</b>	983	52%	-9.5% ▼	-103	<b>Juvenile</b>	50.6%	52.1%
2023		<b>GRAND TOTAL</b>	<b>1,886</b>	100%	-12.1% ▼	-260	<b>GRAND TOTAL</b>	100%	100%

Filings by Division & Code

Division	Case Type Description	Code	Summary	Change	% Change	Absolute Change	
<b>Adult</b>	Civil Support	VS	235	▲	+12.4%	+26	
	Show Cause	SC	156	▲	-0.6%	-1	
	Misdemeanor	CM	153	▼	-19.5%	-37	
	Other	OT	138	▼	-27.7%	-53	
	Family Abuse - Protective Order	FP	86	▼	-14.0%	-14	
	Felony	CF	61	▼	-36.5%	-35	
	Capias	CA	48	▼	-30.4%	-21	
	Non-Family Abuse Protective Order	AP	14	▲	+16.7%	+2	
	Violation of Protective Order	PV	6	▼	-57.1%	-8	
	Motion - Protective Order	MP	4	▼	-77.8%	-14	
	Remand Support	RS	1	▼	-75.0%	-3	
	Violation Family Abuse Protective Order	PS	1	▲	-	+1	
		<b>Total</b>		<b>903</b>	▼	<b>-14.8%</b>	<b>-157</b>
<b>Juvenile</b>	Custody Visitation	CV	648	▼	-6.6%	-46	
	Misdemeanor	DM	86	▼	-16.5%	-17	
	Traffic	T	80	▲	+27.0%	+17	
	Foster Care Review	FC	33	▲	+120.0%	+18	
	Felony	DF	23	▼	-32.4%	-11	
	Permanency Planning	PH	21	▼	-4.5%	-1	
	Show Cause	SC	14	▼	-68.2%	-30	
	Non-Family Abuse Protective Order	AP	11	▼	-35.3%	-6	
	Child In Need of Services	CS	10	↔	-	-	
	Initial Foster Care	IF	7	▼	-22.2%	-2	
	Capias	CA	6	▼	-14.3%	-1	
	Paternity	PT	6	▼	-50.0%	-6	
	Voluntary Continuing Services and Support Agree	VA	6	▲	+500.0%	+5	
	Entrustment	ET	5	▲	-	+5	
	Remand Custody	RC	5	▼	-16.7%	-1	
	Remand Visitation	RV	5	▼	-16.7%	-1	
	Terminate Parental Rights	TP	4	▲	-	+4	
	Family Abuse - Protective Order	FP	2	▲	+100.0%	+1	
	Other	OT	2	↔	-	-	
	Status	ST	2	▼	-60.0%	-3	
	Abuse and Neglect	AN	1	▼	-91.7%	-11	
	Emancipation	EP	1	▲	-	+1	
	Motion - Protective Order	MP	1	▼	-50.0%	-1	
	Relief of Custody	CR	1	▼	-50.0%	-1	
	Special Immigrant Juvenile Status	SI	1	▲	-	+1	
	Temporary Detention Order	TD	1	▼	-50.0%	-1	
	Truancy	TR	1	▼	-92.3%	-12	
	Civil Violation	CI	0	▼	-100.0%	-1	
	Emergency Custody Order	EC	0	▼	-100.0%	-1	
	Qualified Residential Treatment	QR	0	▼	-100.0%	-2	
		<b>Total</b>		<b>983</b>	▼	<b>-9.5%</b>	<b>-103</b>
	<b>GRAND TOTAL</b>			<b>1,886</b>	▼	<b>-12.1%</b>	<b>-260</b>

\* Compared to same time period as previous year  
 7/11/2024 12:30:55PM

\*\* Case Type Categories are defined in the 2017 Virginia Judicial Workload Assessment  
 Source: SCV-SQL-Information

Filings by Major Case Category\*\*

Category	Summary	Change	% Change	Absolute Change
Adult Criminal	318	▲	-29.8%	-135
Child Dependency	78	▲	+23.8%	+15
Child in Need of Services/Supervision	11	▼	-68.6%	-24
Custody and Visitation	654	▼	-7.4%	-52
Delinquency	129	▼	-26.7%	-47
Juvenile Miscellaneous	3	▲	-40.0%	-2
New to Workload Study	1	▲		0
Other	152	▼	-28.3%	-60
Protective Orders	118	▼	-21.3%	-32
Support	342	▲	+21.3%	+60
Traffic	80	▲	+27.0%	+17
<b>GRAND TOTAL</b>	<b>1,886</b>	▼	-12.1%	-260

\* Compared to same time period as previous year  
 7/11/2024 12:30:55PM

\*\* Case Type Categories are defined in the 2017 Virginia Judicial Workload Assessment  
 Source: SCV-SQL-Information

2024 Overall GRAND TOTAL		Distribution of Caseload		Change*		Percentage (%) of Caseload		
<b>847</b>	+142 20.1%	<b>Adult</b>	375 44%	24.6% ▲	+74	<b>Adult</b>	42.7%	44.3%
2024		<b>Juvenile</b>	472 56%	16.8% ▲	+68	<b>Juvenile</b>	57.3%	55.7%
2023		<b>GRAND TOTAL</b>	<b>847</b> 100%	20.1% ▲	+142	<b>GRAND TOTAL</b>	100%	100%

**Filings by Division & Code**

Division	Case Type Description	Code	Summary	Change	% Change	Absolute Change
<b>Adult</b>	Show Cause	SC	78	▲	+122.9%	+43
	Civil Support	VS	72	▼	-23.4%	-22
	Misdemeanor	CM	65	▲	+8.3%	+5
	Felony	CF	55	▲	+161.9%	+34
	Other	OT	54	▲	+20.0%	+9
	Family Abuse - Protective Order	FP	24	▲	+33.3%	+6
	Motion - Protective Order	MP	10	▲	+25.0%	+2
	Capias	CA	6	▼	-53.8%	-7
	Remand Support	RS	5	▲	+25.0%	+1
	Non-Family Abuse Protective Order	AP	4	▲	+100.0%	+2
	Violation of Protective Order	PV	2	▲	+100.0%	+1
	<b>Total</b>		<b>375</b>	▲	<b>24.6%</b>	<b>+74</b>
<b>Juvenile</b>	Custody Visitation	CV	297	▲	+32.0%	+72
	Misdemeanor	DM	67	▲	+97.1%	+33
	Traffic	T	28	▼	-20.0%	-7
	Truancy	TR	11	▲	+450.0%	+9
	Abuse and Neglect	AN	10	▲	+150.0%	+6
	Felony	DF	9	▼	-60.9%	-14
	Child In Need of Services	CS	6	▲	+100.0%	+3
	Paternity	PT	6	▼	-60.0%	-9
	Civil Violation	CI	5	▼	-58.3%	-7
	Permanency Planning	PH	5	▲	+66.7%	+2
	Remand Custody	RC	5	▼	-37.5%	-3
	Remand Visitation	RV	5	▼	-37.5%	-3
	Status	ST	5	▲	+150.0%	+3
	Initial Foster Care	IF	4	▲	+100.0%	+2
	Voluntary Continuing Services and Support Agree	VA	3	▲	+200.0%	+2
	Foster Care Review	FC	2	▼	-33.3%	-1
	Capias	CA	1	▲	-	+1
	Show Cause	SC	1	▼	-50.0%	-1
	Special Immigrant Juvenile Status	SI	1	▲	-	+1
	Terminate Parental Rights	TP	1	↔	-	-
	Motion - Protective Order	MP	0	▼	-100.0%	-1
	Non-Family Abuse Protective Order	AP	0	▼	-100.0%	-6
	Other	OT	0	▼	-100.0%	-7
	Relief of Custody	CR	0	▼	-100.0%	-1
	Temporary Detention Order	TD	0	▼	-100.0%	-6
	<b>Total</b>		<b>472</b>	▲	<b>16.8%</b>	<b>+68</b>
<b>GRAND TOTAL</b>			<b>847</b>	▲	20.1%	+142

**Filings by Major Case Category\*\***

Category	Summary	Change	% Change	Absolute Change
Adult Criminal	185	▲	+45.7%	+58
Child Dependency	25	▲	+66.7%	+10
Child in Need of Services/Supervision	17	▲	+183.3%	+11
Custody and Visitation	303	▼	+26.3%	+63
Delinquency	78	▲	+34.5%	+20
Juvenile Miscellaneous	5	▲	+150.0%	+3

\* Compared to same time period as previous year  
 7/11/2024 12:30:55PM

\*\* Case Type Categories are defined in the 2017 Virginia Judicial Workload Assessment  
 Source: SCV-SQL-Information

New to Workload Study	6	▲	-50.0%	-6
Other	69	▼	-11.5%	-9
Protective Orders	38	▼	+8.6%	+3
Support	93	▲	-4.1%	-4
Traffic	28	▼	-20.0%	-7
<b>GRAND TOTAL</b>	<b>847</b>	▲	20.1%	+142

2024 Overall GRAND TOTAL		Distribution of Caseload			Change*		Percentage (%) of Caseload		
<b>270</b> +29 12.0% 	Adult	164	61%	21.5% ▲	+29	Adult	2023	2024	
	Juvenile	106	39%	0.0%	0	Juvenile	56.0%	60.7%	
<b>GRAND TOTAL</b>		<b>270</b>	100%	12.0% ▲	+29	<b>GRAND TOTAL</b>	100%	100%	

Filings by Division & Code

Division	Case Type Description	Code	Summary	Change	% Change	Absolute Change
<b>Adult</b>	Civil Support	VS	33	▼	-2.9%	-1
	Other	OT	33	▲	+43.5%	+10
	Misdemeanor	CM	31	▼	-3.1%	-1
	Show Cause	SC	29	▲	+107.1%	+15
	Capias	CA	12	▲	+200.0%	+8
	Felony	CF	11	↔		-
	Family Abuse - Protective Order	FP	8	▼	-38.5%	-5
	Non-Family Abuse Protective Order	AP	4	▲	+33.3%	+1
	Motion - Protective Order	MP	2	▲	+100.0%	+1
	Criminal Support	CS	1	▲	-	+1
Total			<b>164</b>	▲	<b>21.5%</b>	<b>+29</b>
<b>Juvenile</b>	Custody Visitation	CV	52	▼	-21.2%	-14
	Misdemeanor	DM	19	▼	-5.0%	-1
	Truancy	TR	12	▲	+1,100.0%	+11
	Child In Need of Services	CS	8	▲	+166.7%	+5
	Traffic	T	5	▼	-44.4%	-4
	Felony	DF	3	▲	+50.0%	+1
	Foster Care Review	FC	1	▼	-50.0%	-1
	Non-Family Abuse Protective Order	AP	1	▲	-	+1
	Paternity	PT	1	↔		-
	Remand Custody	RC	1	▲	-	+1
	Remand Visitation	RV	1	▲	-	+1
	Show Cause	SC	1	▲	-	+1
	Terminate Parental Rights	TP	1	▲	-	+1
	Temporary Detention Order	TD	0	▼	-100.0%	-1
	Voluntary Continuing Services and Support Agreem	VA	0	▼	-100.0%	-1
	Total			<b>106</b>		<b>0.0%</b>
<b>GRAND TOTAL</b>			<b>270</b>	▲	12.0%	+29

Filings by Major Case Category\*\*

Category	Summary	Change	% Change	Absolute Change	
Adult Criminal	71	▲	+26.8%	+15	
Child Dependency	2	▲	-33.3%	-1	
Child in Need of Services/Supervision	21	▲	+425.0%	+17	
Custody and Visitation	53	▼	-20.9%	-14	
Delinquency	22	▲		0	
Other	35	▲	+45.8%	+11	
Protective Orders	15	▲	-11.8%	-2	
Support	46	▲	+17.9%	+7	
Traffic	5	▼	-44.4%	-4	
<b>GRAND TOTAL</b>		<b>270</b>	▲	12.0%	+29

\* Compared to same time period as previous year  
 7/11/2024 12:30:55PM

\*\* Case Type Categories are defined in the 2017 Virginia Judicial Workload Assessment  
 Source: SCV-SQL-Information

2024 Overall GRAND TOTAL		Distribution of Caseload		Change*		Percentage (%) of Caseload		
<b>279</b> +16 6.1% 	Adult	147	53%	-7.0%	▼	-11	2023	2024
	Juvenile	132	47%	25.7%	▲	+27	60.1%	52.7%
<b>GRAND TOTAL</b>		<b>279</b>	100%	6.1%	▲	+16	100%	100%

Filings by Division & Code

Division	Case Type Description	Code	Summary	Change	% Change	Absolute Change
<b>Adult</b>	Misdemeanor	CM	44	▼	-15.4%	-8
	Other	OT	29	▲	+7.4%	+2
	Civil Support	VS	25	▲	+66.7%	+10
	Show Cause	SC	22	▼	-4.3%	-1
	Family Abuse - Protective Order	FP	13	▼	-7.1%	-1
	Capias	CA	7	▼	-30.0%	-3
	Felony	CF	4	▼	-55.6%	-5
	Motion - Protective Order	MP	1	▼	-66.7%	-2
	Non-Family Abuse Protective Order	AP	1	↔	-	-
	Violation of Protective Order	PV	1	▼	-66.7%	-2
	Remand Support	RS	0	▼	-100.0%	-1
	Total			<b>147</b>	▼	<b>-7.0%</b>
<b>Juvenile</b>	Custody Visitation	CV	71	▲	+14.5%	+9
	Misdemeanor	DM	16	▲	+23.1%	+3
	Felony	DF	13	▲	+116.7%	+7
	Truancy	TR	12	▲	+140.0%	+7
	Child In Need of Services	CS	8	▲	+60.0%	+3
	Traffic	T	7	▼	-30.0%	-3
	Foster Care Review	FC	2	▲	-	+2
	Non-Family Abuse Protective Order	AP	1	▲	-	+1
	Show Cause	SC	1	↔	-	-
	Temporary Detention Order	TD	1	▲	-	+1
	Paternity	PT	0	▼	-100.0%	-1
	Remand Custody	RC	0	▼	-100.0%	-1
	Status	ST	0	▼	-100.0%	-1
	Total			<b>132</b>	▲	<b>25.7%</b>
<b>GRAND TOTAL</b>			<b>279</b>	▲	<b>6.1%</b>	<b>+16</b>

Filings by Major Case Category\*\*

Category	Summary	Change	% Change	Absolute Change	
Adult Criminal	69	▼	-19.8%	-17	
Child Dependency	2	▲	-	+2	
Child in Need of Services/Supervision	20	▲	+100.0%	+10	
Custody and Visitation	71	▼	+12.7%	+8	
Delinquency	30	▲	+50.0%	+10	
Juvenile Miscellaneous	0	▼	-100.0%	-1	
Other	30	▲	+3.4%	+1	
Protective Orders	16	▲	-11.1%	-2	
Support	34	▼	+30.8%	+8	
Traffic	7	▼	-30.0%	-3	
<b>GRAND TOTAL</b>		<b>279</b>	▲	<b>6.1%</b>	<b>+16</b>

2024 Overall GRAND TOTAL		Distribution of Caseload		Change*		Percentage (%) of Caseload			
<b>118</b>	-64 -35.2%	<b>Adult</b>	69	58%	-22.5% ▼	-20	<b>Adult</b>	48.9%	58.5%
2024		<b>Juvenile</b>	49	42%	-47.3% ▼	-44	<b>Juvenile</b>	51.1%	41.5%
2023		<b>GRAND TOTAL</b>	<b>118</b>	100%	-35.2% ▼	-64	<b>GRAND TOTAL</b>	100%	100%

**Filings by Division & Code**

Division	Case Type Description	Code	Summary	Change	% Change	Absolute Change
<b>Adult</b>	Misdemeanor	CM	20	▲	+5.3%	+1
	Other	OT	12	▼	-52.0%	-13
	Show Cause	SC	10	▲		-
	Capias	CA	8	▲	+300.0%	+6
	Family Abuse - Protective Order	FP	8	▲	+100.0%	+4
	Civil Support	VS	6	▼	-76.0%	-19
	Felony	CF	3	▲	+50.0%	+1
	Non-Family Abuse Protective Order	AP	1	▲	-	+1
	Restricted License for Non-Support	SL	1	▲	-	+1
	Motion - Protective Order	MP	0	▼	-100.0%	-1
	Violation Family Abuse Protective Order	PS	0	▼	-100.0%	-1
	<b>Total</b>		<b>69</b>	▼	<b>-22.5%</b>	<b>-20</b>
<b>Juvenile</b>	Custody Visitation	CV	18	▼	-64.7%	-33
	Misdemeanor	DM	12	▲	+140.0%	+7
	Traffic	T	9	▼	-18.2%	-2
	Show Cause	SC	3	▲	+200.0%	+2
	Child In Need of Services	CS	2	▼	-66.7%	-4
	Truancy	TR	2	↔		-
	Abuse and Neglect	AN	1	▲	-	+1
	Emergency Custody Order	EC	1	▲	-	+1
	Status	ST	1	▼	-90.0%	-9
	Capias	CA	0	▼	-100.0%	-1
	Foster Care Review	FC	0	▼	-100.0%	-1
	Non-Family Abuse Protective Order	AP	0	▼	-100.0%	-1
	Paternity	PT	0	▼	-100.0%	-3
	Permanency Planning	PH	0	▼	-100.0%	-1
		<b>Total</b>		<b>49</b>	▼	<b>-47.3%</b>
	<b>GRAND TOTAL</b>		<b>118</b>	▼	<b>-35.2%</b>	<b>-64</b>

**Filings by Major Case Category\*\***

Category	Summary	Change	% Change	Absolute Change
Adult Criminal	37	▲	+15.6%	+5
Child Dependency	1	▲	-50.0%	-1
Child in Need of Services/Supervision	5	▲	-37.5%	-3
Custody and Visitation	18	▼	-66.7%	-36
Delinquency	14	▲	+100.0%	+7
Juvenile Miscellaneous	1	▼	-90.0%	-9
Other	13	▲	-48.0%	-12
Protective Orders	9	▲	+50.0%	+3
Support	11	▲	-59.3%	-16
Traffic	9	▼	-18.2%	-2
	<b>GRAND TOTAL</b>		<b>-35.2%</b>	<b>-64</b>

\* Compared to same time period as previous year  
 7/11/2024 12:30:55PM

\*\* Case Type Categories are defined in the 2017 Virginia Judicial Workload Assessment  
 Source: SCV-SQL-Information

2024 Overall GRAND TOTAL		Distribution of Caseload			Change*		Percentage (%) of Caseload		
<b>4,506</b> +6 0.1% 	Adult	2,271	50%	5.0% ▲	+109	Adult	2023	2024	
	Juvenile	2,235	50%	-4.4% ▼	-103	Juvenile	48.0%	50.4%	
	<b>GRAND TOTAL</b>	<b>4,506</b>	100%	0.1% ▲	+6	<b>GRAND TOTAL</b>	100%	100%	

Filings by Division & Code

Division	Case Type Description	Code	Summary	Change	% Change	Absolute Change	
<b>Adult</b>	Civil Support	VS	539	▲	+15.7%	+73	
	Show Cause	SC	507	▲	-2.1%	-11	
	Misdemeanor	CM	374	▲	+7.5%	+26	
	Other	OT	320	▼	+1.6%	+5	
	Family Abuse - Protective Order	FP	168	▲	+11.3%	+17	
	Felony	CF	158	▼	-11.7%	-21	
	Capias	CA	81	▲	+2.5%	+2	
	Remand Support	RS	51	▲	+41.7%	+15	
	Motion - Protective Order	MP	50	▲	+51.5%	+17	
	Non-Family Abuse Protective Order	AP	15	▲	+15.4%	+2	
	Restricted License for Non-Support	SL	4	▲	+300.0%	+3	
	Violation of Protective Order	PV	3	▼	-85.0%	-17	
	Criminal Support	CS	1	↔		-	
	Violation Family Abuse Protective Order	PS	0	▼	-100.0%	-2	
	<b>Total</b>		<b>2,271</b>	<b>▲</b>	<b>5.0%</b>	<b>+109</b>	
<b>Juvenile</b>	Custody Visitation	CV	1,499	▼	-6.1%	-98	
	Misdemeanor	DM	182	▼	-12.5%	-26	
	Remand Custody	RC	76	▲	+68.9%	+31	
	Remand Visitation	RV	75	▲	+70.5%	+31	
	Felony	DF	71	▲	+82.1%	+32	
	Paternity	PT	62	▲	+12.7%	+7	
	Traffic	T	34	▼	-29.2%	-14	
	Foster Care Review	FC	27	▼	-32.5%	-13	
	Truancy	TR	25	▲	+19.0%	+4	
	Non-Family Abuse Protective Order	AP	24	▼	-45.5%	-20	
	Permanency Planning	PH	24	▲	+41.2%	+7	
	Child In Need of Services	CS	21	▲	+50.0%	+7	
	Abuse and Neglect	AN	19	▼	-38.7%	-12	
	Show Cause	SC	18	▲	-30.8%	-8	
	Voluntary Continuing Services and Support Agreem	VA	17	▲	+41.7%	+5	
	Other	OT	9	▲	+28.6%	+2	
	Terminate Parental Rights	TP	9	▼	-35.7%	-5	
	Initial Foster Care	IF	8	↔		-	
	Status	ST	8	↔		-	
	Child at Risk	RI	6	▼	-68.4%	-13	
	Temporary Detention Order	TD	6	▼	-62.5%	-10	
	Emergency Custody Order	EC	4	▼	-20.0%	-1	
	Relief of Custody	CR	4	▼	-63.6%	-7	
	Special Immigrant Juvenile Status	SI	4	▲	+100.0%	+2	
	Violation Family Abuse Protective Order	PS	2	▲	-	+2	
	Motion - Protective Order	MP	1	▼	-66.7%	-2	
	Family Abuse - Protective Order	FP	0	▼	-100.0%	-1	
	Qualified Residential Treatment	QR	0	▼	-100.0%	-3	
		<b>Total</b>		<b>2,235</b>	<b>▼</b>	<b>-4.4%</b>	<b>-103</b>
	<b>GRAND TOTAL</b>			<b>4,506</b>	<b>▲</b>	<b>0.1%</b>	<b>+6</b>

\* Compared to same time period as previous year  
 7/11/2024 12:30:55PM

\*\* Case Type Categories are defined in the 2017 Virginia Judicial Workload Assessment  
 Source: SCV-SQL-Information



**Filings by Major Case Category\*\***

Category	Summary	Change	% Change	Absolute Change
Adult Criminal	802	▼	-0.4%	-3
Child Dependency	114	▼	-26.5%	-41
Child in Need of Services/Supervision	47	▲	+34.3%	+12
Custody and Visitation	1,561	▲	-5.5%	-91
Delinquency	272	▲	-0.4%	-1
Juvenile Miscellaneous	8	↔		0
New to Workload Study	4	▲	+100.0%	+2
Other	541	▲	+15.6%	+73
Protective Orders	258	▼	+5.3%	+13
Support	865	▲	+6.9%	+56
Traffic	34	▼	-29.2%	-14
<b>GRAND TOTAL</b>	<b>4,506</b>	▲	0.1%	+6

\* Compared to same time period as previous year  
 7/11/2024 12:30:55PM

\*\* Case Type Categories are defined in the 2017 Virginia Judicial Workload Assessment  
 Source: SCV-SQL-Information

2024 Overall GRAND TOTAL		Distribution of Caseload			Change*		Percentage (%) of Caseload		
<b>4,568</b> +98 2.2% 		<b>Adult</b>	2,217	49%	3.5% ▲	+74	<b>Adult</b>	47.9%	48.5%
		<b>Juvenile</b>	2,351	51%	1.0% ▲	+24	<b>Juvenile</b>	52.1%	51.5%
<b>GRAND TOTAL</b>		<b>4,568</b>	100%	2.2% ▲	+98	<b>GRAND TOTAL</b>	100%	100%	

Filings by Division & Code

Division	Case Type Description	Code	Summary	Change	% Change	Absolute Change	
<b>Adult</b>	Misdemeanor	CM	486	▼	-3.0%	-15	
	Civil Support	VS	450	▼	-1.7%	-8	
	Other	OT	408	▼	+0.2%	+1	
	Show Cause	SC	316	▲	+10.5%	+30	
	Felony	CF	230	▲	+40.2%	+66	
	Capias	CA	141	▼	-10.2%	-16	
	Family Abuse - Protective Order	FP	139	▲	+6.9%	+9	
	Non-Family Abuse Protective Order	AP	17	▲	+183.3%	+11	
	Remand Support	RS	14	▲	+55.6%	+5	
	Motion - Protective Order	MP	6	▼	-40.0%	-4	
	Criminal Support	CS	3	▲	-	+3	
	Violation of Protective Order	PV	3	▼	-70.0%	-7	
	Emergency Custody Order	EC	2	▲	-	+2	
	Violation Family Abuse Protective Order	PS	2	↔	-	-	
Restricted License for Non-Support	SL	0	▼	-100.0%	-3		
<b>Total</b>			<b>2,217</b>	<b>▲</b>	<b>3.5%</b>	<b>+74</b>	
<b>Juvenile</b>	Custody Visitation	CV	1,310	▼	-5.6%	-78	
	Misdemeanor	DM	278	▲	+18.8%	+44	
	Paternity	PT	259	▲	+6.6%	+16	
	Felony	DF	101	▲	+18.8%	+16	
	Traffic	T	98	▼	-19.7%	-24	
	Status	ST	36	▲	+33.3%	+9	
	Special Immigrant Juvenile Status	SI	31	▲	+181.8%	+20	
	Foster Care Review	FC	28	▲	+33.3%	+7	
	Permanency Planning	PH	26	▲	+4.0%	+1	
	Show Cause	SC	26	▲	+160.0%	+16	
	Civil Violation	CI	24	▲	+118.2%	+13	
	Other	OT	20	▲	+66.7%	+8	
	Terminate Parental Rights	TP	17	▲	+183.3%	+11	
	Truancy	TR	15	▲	+150.0%	+9	
	Abuse and Neglect	AN	12	▼	-42.9%	-9	
	Child In Need of Services	CS	12	▼	-45.5%	-10	
	Non-Family Abuse Protective Order	AP	10	▲	+233.3%	+7	
	Temporary Detention Order	TD	10	▼	-16.7%	-2	
	Initial Foster Care	IF	9	▼	-30.8%	-4	
	Capias	CA	8	▼	-20.0%	-2	
	Emergency Custody Order	EC	6	▼	-33.3%	-3	
	Remand Custody	RC	6	▼	-57.1%	-8	
	Remand Visitation	RV	6	▼	-57.1%	-8	
	Child at Risk	RI	1	▲	-	+1	
	Motion - Protective Order	MP	1	▲	-	+1	
	Relief of Custody	CR	1	↔	-	-	
	Emancipation	EP	0	▼	-100.0%	-1	
	Entrustment	ET	0	▼	-100.0%	-1	
	Family Abuse - Protective Order	FP	0	▼	-100.0%	-4	
	Violation Family Abuse Protective Order	PS	0	▼	-100.0%	-1	
	<b>Total</b>			<b>2,351</b>	<b>▲</b>	<b>1.0%</b>	<b>+24</b>
	<b>GRAND TOTAL</b>			<b>4,568</b>	<b>▲</b>	<b>2.2%</b>	<b>+98</b>

\* Compared to same time period as previous year  
 7/11/2024 12:30:55PM

\*\* Case Type Categories are defined in the 2017 Virginia Judicial Workload Assessment  
 Source: SCV-SQL-Information

Filings by Major Case Category\*\*

Category	Summary	Change	% Change	Absolute Change
Adult Criminal	1,087	▼	+5.0%	+52
Child Dependency	94	▲	+6.8%	+6
Child in Need of Services/Supervision	29	▲	+3.6%	+1
Custody and Visitation	1,569	▲	-3.8%	-62
Delinquency	411	▲	+20.9%	+71
Juvenile Miscellaneous	36	▲	+28.6%	+8
New to Workload Study	55	▲	+150.0%	+33
Other	472	▲	-1.0%	-5
Protective Orders	173	▲	+13.1%	+20
Support	544	▲	-0.4%	-2
Traffic	98	▼	-19.7%	-24
<b>GRAND TOTAL</b>	<b>4,568</b>	▲	2.2%	+98

\* Compared to same time period as previous year  
 7/11/2024 12:30:55PM

\*\* Case Type Categories are defined in the 2017 Virginia Judicial Workload Assessment  
 Source: SCV-SQL-Information

2024 Overall GRAND TOTAL		Distribution of Caseload		Change*		Percentage (%) of Caseload			
<b>798</b> 	+94	<b>Adult</b>	384	48%	1.6% ▲	+6	<b>Adult</b>	53.7%	48.1%
	13.4%	<b>Juvenile</b>	414	52%	27.0% ▲	+88	<b>Juvenile</b>	46.3%	51.9%
		<b>GRAND TOTAL</b>	<b>798</b>	100%	13.4% ▲	+94	<b>GRAND TOTAL</b>	100%	100%

**Filings by Division & Code**

Division	Case Type Description	Code	Summary	Change	% Change	Absolute Change	
<b>Adult</b>	Other	OT	80	▲	+27.0%	+17	
	Misdemeanor	CM	77	▼	-28.0%	-30	
	Civil Support	VS	75	▲	+11.9%	+8	
	Show Cause	SC	69	▼	-4.2%	-3	
	Family Abuse - Protective Order	FP	37	▲	+19.4%	+6	
	Felony	CF	24	▲	+71.4%	+10	
	Capias	CA	10	▲	+42.9%	+3	
	Motion - Protective Order	MP	4	▼	-55.6%	-5	
	Non-Family Abuse Protective Order	AP	4	▲	+300.0%	+3	
	Remand Support	RS	3	▲	+200.0%	+2	
	Restricted License for Non-Support	SL	1	▼	-50.0%	-1	
	Violation Family Abuse Protective Order	PS	0	▼	-100.0%	-1	
	Violation of Protective Order	PV	0	▼	-100.0%	-3	
Total			<b>384</b>	▲	<b>1.6%</b>	<b>+6</b>	
<b>Juvenile</b>	Custody Visitation	CV	277	▲	+27.6%	+60	
	Misdemeanor	DM	34	▲	+161.5%	+21	
	Child In Need of Services	CS	18	▲	+125.0%	+10	
	Traffic	T	15	▲	+87.5%	+7	
	Paternity	PT	10	▲	+25.0%	+2	
	Remand Custody	RC	8	▲	-	+8	
	Remand Visitation	RV	8	▲	-	+8	
	Child at Risk	RI	7	▲	-	+7	
	Felony	DF	7	▲	+250.0%	+5	
	Foster Care Review	FC	5	▼	-16.7%	-1	
	Permanency Planning	PH	5	↔	-	-	
	Truancy	TR	5	▼	-28.6%	-2	
	Show Cause	SC	4	▼	-85.7%	-24	
	Abuse and Neglect	AN	2	▲	-	+2	
	Non-Family Abuse Protective Order	AP	2	▼	-33.3%	-1	
	Other	OT	2	↔	-	-	
	Civil Violation	CI	1	↔	-	-	
	Emergency Custody Order	EC	1	↔	-	-	
	Initial Foster Care	IF	1	▼	-50.0%	-1	
	Temporary Detention Order	TD	1	▼	-80.0%	-4	
	Voluntary Continuing Services and Support Agreem	VA	1	▼	-75.0%	-3	
	Motion - Protective Order	MP	0	▼	-100.0%	-2	
	Status	ST	0	▼	-100.0%	-3	
	Terminate Parental Rights	TP	0	▼	-100.0%	-1	
	Total			<b>414</b>	▲	<b>27.0%</b>	<b>+88</b>
	<b>GRAND TOTAL</b>			<b>798</b>	▲	<b>13.4%</b>	<b>+94</b>

**Filings by Major Case Category\*\***

Category	Summary	Change	% Change	Absolute Change
Adult Criminal	158	▼	-11.7%	-21
Child Dependency	21	▲	+16.7%	+3
Child in Need of Services/Supervision	23	▲	+53.3%	+8
Custody and Visitation	287	▲	+27.6%	+62
Delinquency	45	▲	+4.7%	+2

\* Compared to same time period as previous year  
 7/11/2024 12:30:55PM

\*\* Case Type Categories are defined in the 2017 Virginia Judicial Workload Assessment  
 Source: SCV-SQL-Information

Juvenile Miscellaneous	0	▼	-100.0%	-3
New to Workload Study	1	↔		0
Other	103	▲	+43.1%	+31
Protective Orders	47	▲	+2.2%	+1
Support	98	▲	+4.3%	+4
Traffic	15	▲	+87.5%	+7
<b>GRAND TOTAL</b>	<b>798</b>	▲	13.4%	+94

2024 Overall GRAND TOTAL		Distribution of Caseload			Change*		Percentage (%) of Caseload		
<b>1,858</b> +269 16.9% 	2024 2023	<b>Adult</b>	929	50%	24.0% ▲	+180	<b>Adult</b>	47.1%	50.0%
		<b>Juvenile</b>	929	50%	10.6% ▲	+89	<b>Juvenile</b>	52.9%	50.0%
<b>GRAND TOTAL</b>		<b>1,858</b>	100%	16.9% ▲	+269	<b>GRAND TOTAL</b>	100%	100%	

Filings by Division & Code

Division	Case Type Description	Code	Summary	Change	% Change	Absolute Change	
<b>Adult</b>	Show Cause	SC	221	▲	+48.3%	+72	
	Misdemeanor	CM	203	▲	+31.0%	+48	
	Other	OT	182	▲	+73.3%	+77	
	Civil Support	VS	116	▲	+26.1%	+24	
	Family Abuse - Protective Order	FP	70	▲	+141.4%	+41	
	Felony	CF	54	▲	+14.9%	+7	
	Capias	CA	34	▼	-42.4%	-25	
	Non-Family Abuse Protective Order	AP	17	▼	-71.2%	-42	
	Motion - Protective Order	MP	16	▼	-42.9%	-12	
	Violation of Protective Order	PV	13	▼	-31.6%	-6	
	Remand Support	RS	2	▼	-60.0%	-3	
	Violation Family Abuse Protective Order	PS	1	↔	-	-	
	Restricted License for Non-Support	SL	0	▼	-100.0%	-1	
Total			<b>929</b>	▲	<b>24.0%</b>	<b>+180</b>	
<b>Juvenile</b>	Custody Visitation	CV	441	▲	+10.5%	+42	
	Misdemeanor	DM	79	▲	+19.7%	+13	
	Traffic	T	68	▼	-9.3%	-7	
	Abuse and Neglect	AN	50	▲	+2.0%	+1	
	Permanency Planning	PH	34	▼	-20.9%	-9	
	Motion - Protective Order	MP	32	▲	+357.1%	+25	
	Foster Care Review	FC	28	▲	+16.7%	+4	
	Felony	DF	27	▼	-38.6%	-17	
	Initial Foster Care	IF	23	▲	+76.9%	+10	
	Special Immigrant Juvenile Status	SI	22	▼	-18.5%	-5	
	Paternity	PT	19	▲	+137.5%	+11	
	Non-Family Abuse Protective Order	AP	17	▲	+325.0%	+13	
	Truancy	TR	17	▲	+183.3%	+11	
	Child In Need of Services	CS	12	▼	-29.4%	-5	
	Temporary Detention Order	TD	11	▼	-15.4%	-2	
	Terminate Parental Rights	TP	10	▼	-33.3%	-5	
	Status	ST	7	▼	-36.4%	-4	
	Other	OT	5	▲	+150.0%	+3	
	Remand Custody	RC	5	▲	-	+5	
	Remand Visitation	RV	5	▲	-	+5	
	Emergency Custody Order	EC	4	▼	-50.0%	-4	
	Family Abuse - Protective Order	FP	4	▲	-	+4	
	Relief of Custody	CR	4	▲	+300.0%	+3	
	Show Cause	SC	2	↔	-	-	
	Civil Violation	CI	1	▼	-50.0%	-1	
	Restoration of Parental Rights	RR	1	▲	-	+1	
	Voluntary Continuing Services and Support Agreem	VA	1	▼	-66.7%	-2	
	Qualified Residential Treatment	QR	0	▼	-100.0%	-1	
	Total			<b>929</b>	▲	<b>10.6%</b>	<b>+89</b>
	<b>GRAND TOTAL</b>			<b>1,858</b>	▲	<b>16.9%</b>	<b>+269</b>

Filings by Major Case Category\*\*

Category	Summary	Change	% Change	Absolute Change
Adult Criminal	451	▲	+22.9%	+84
Child Dependency	150	▲	+0.7%	+1

\* Compared to same time period as previous year  
 7/11/2024 12:30:55PM

\*\* Case Type Categories are defined in the 2017 Virginia Judicial Workload Assessment  
 Source: SCV-SQL-Information

Child in Need of Services/Supervision	29	▲	+26.1%	+6
Custody and Visitation	460	▲	+13.0%	+53
Delinquency	108	▼	-3.6%	-4
Juvenile Miscellaneous	7	▼	-36.4%	-4
New to Workload Study	23	▼	-20.7%	-6
Other	215	▲	+61.7%	+82
Protective Orders	156	▲	+22.8%	+29
Support	191	▼	+22.4%	+35
Traffic	68	▼	-9.3%	-7
<b>GRAND TOTAL</b>	<b>1,858</b>	▲	16.9%	+269

2024 Overall GRAND TOTAL		Distribution of Caseload		Change*		Percentage (%) of Caseload		
<b>893</b>	-147 -14.1%	<b>Adult</b>	590 66%	-5.8% ▼	-36	<b>Adult</b>	2023 60.2%	2024 66.1%
2024		<b>Juvenile</b>	303 34%	-26.8% ▼	-111	<b>Juvenile</b>	39.8%	33.9%
2023		<b>GRAND TOTAL</b>	<b>893</b> 100%	-14.1% ▼	-147	<b>GRAND TOTAL</b>	100%	100%

**Filings by Division & Code**

Division	Case Type Description	Code	Summary	Change	% Change	Absolute Change
<b>Adult</b>	Show Cause	SC	176	▲	+37.5%	+48
	Misdemeanor	CM	119	▼	-11.2%	-15
	Other	OT	107	▼	-26.2%	-38
	Civil Support	VS	67	▲	+34.0%	+17
	Capias	CA	48	▼	-27.3%	-18
	Felony	CF	31	▼	-8.8%	-3
	Family Abuse - Protective Order	FP	24	▼	-35.1%	-13
	Violation of Protective Order	PV	9	↔		-
	Motion - Protective Order	MP	7	▼	-46.2%	-6
	Non-Family Abuse Protective Order	AP	1	▼	-83.3%	-5
	Remand Support	RS	1	▼	-50.0%	-1
	Restricted License for Non-Support	SL	0	▼	-100.0%	-2
	Total			<b>590</b>	▼	<b>-5.8%</b>
<b>Juvenile</b>	Custody Visitation	CV	112	▼	-43.7%	-87
	Misdemeanor	DM	34	▼	-22.7%	-10
	Abuse and Neglect	AN	31	▲	+63.2%	+12
	Initial Foster Care	IF	26	▲	+2,500.0%	+25
	Felony	DF	21	▲	+16.7%	+3
	Traffic	T	17	▼	-34.6%	-9
	Foster Care Review	FC	16	▼	-5.9%	-1
	Permanency Planning	PH	14	▼	-17.6%	-3
	Special Immigrant Juvenile Status	SI	5	▲	+150.0%	+3
	Paternity	PT	4	↔		-
	Motion - Protective Order	MP	3	▼	-50.0%	-3
	Other	OT	3	▲	-62.5%	-5
	Show Cause	SC	3	▼	-25.0%	-1
	Temporary Detention Order	TD	3	▼	-72.7%	-8
	Child In Need of Services	CS	2	▼	-75.0%	-6
	Family Abuse - Protective Order	FP	2	▲	-	+2
	Non-Family Abuse Protective Order	AP	2	▼	-81.8%	-9
	Status	ST	2	▼	-66.7%	-4
	Voluntary Continuing Services and Support Agree	VA	2	▲	+100.0%	+1
	Truancy	TR	1	↔		-
	Emergency Custody Order	EC	0	▼	-100.0%	-8
	Relief of Custody	CR	0	▼	-100.0%	-1
	Terminate Parental Rights	TP	0	▼	-100.0%	-2
Total			<b>303</b>	▼	<b>-26.8%</b>	<b>-111</b>
<b>GRAND TOTAL</b>			<b>893</b>	▼	<b>-14.1%</b>	<b>-147</b>

**Filings by Major Case Category\*\***

Category	Summary	Change	% Change	Absolute Change
Adult Criminal	281	▼	-6.6%	-20
Child Dependency	89	▲	+53.4%	+31
Child in Need of Services/Supervision	3	▼	-66.7%	-6
Custody and Visitation	116	▼	-42.9%	-87
Delinquency	58	▼	-12.1%	-8
Juvenile Miscellaneous	3	▲	-50.0%	-3
New to Workload Study	5	▲	+150.0%	+3

\* Compared to same time period as previous year  
 7/11/2024 12:30:55PM

\*\* Case Type Categories are defined in the 2017 Virginia Judicial Workload Assessment  
 Source: SCV-SQL-Information



Other	113	▼	-35.1%	-61
Protective Orders	39	▲	-46.6%	-34
Support	169	▼	+38.5%	+47
Traffic	17	▼	-34.6%	-9
<b>GRAND TOTAL</b>	<b>893</b>	▼	-14.1%	-147

2024 Overall GRAND TOTAL		Distribution of Caseload			Change*		Percentage (%) of Caseload		
<b>1,763</b>	-103 -5.5%	<b>Adult</b>	888	50%	-9.8% ▼	-97	<b>Adult</b>	52.8%	50.4%
2024		<b>Juvenile</b>	875	50%	-0.7% ▼	-6	<b>Juvenile</b>	47.2%	49.6%
2023		<b>GRAND TOTAL</b>	<b>1,763</b>	100%	-5.5% ▼	-103	<b>GRAND TOTAL</b>	100%	100%

Filings by Division & Code

Division	Case Type Description	Code	Summary	Change	% Change	Absolute Change
<b>Adult</b>	Show Cause	SC	266	▲	-20.1%	-67
	Civil Support	VS	178	▲	+2.3%	+4
	Misdemeanor	CM	144	▼	-14.3%	-24
	Other	OT	92	▼	+4.5%	+4
	Capias	CA	61	▼	-7.6%	-5
	Family Abuse - Protective Order	FP	50	▼	-12.3%	-7
	Felony	CF	44	▼	-18.5%	-10
	Motion - Protective Order	MP	29	▲	+61.1%	+11
	Remand Support	RS	9	▲	+28.6%	+2
	Non-Family Abuse Protective Order	AP	5	▼	-16.7%	-1
	Restricted License for Non-Support	SL	5	↔		-
	Violation of Protective Order	PV	5	▼	-28.6%	-2
	Violation Family Abuse Protective Order	PS	0	▼	-100.0%	-2
		<b>Total</b>		<b>888</b>	▼	<b>-9.8%</b>
<b>Juvenile</b>	Custody Visitation	CV	511	▼	-6.2%	-34
	Misdemeanor	DM	118	▲	+37.2%	+32
	Traffic	T	47	▼	-11.3%	-6
	Felony	DF	39	▲	+178.6%	+25
	Special Immigrant Juvenile Status	SI	27	▲	+92.9%	+13
	Child In Need of Services	CS	19	▼	-5.0%	-1
	Show Cause	SC	17	▲	+750.0%	+15
	Remand Custody	RC	13	▲	+30.0%	+3
	Remand Visitation	RV	13	▲	+30.0%	+3
	Paternity	PT	12	▼	-20.0%	-3
	Permanency Planning	PH	9	▼	-18.2%	-2
	Child at Risk	RI	8	▲	+60.0%	+3
	Temporary Detention Order	TD	7	▲	+16.7%	+1
	Abuse and Neglect	AN	6	▼	-25.0%	-2
	Civil Violation	CI	6	▲	+50.0%	+2
	Non-Family Abuse Protective Order	AP	6	▼	-64.7%	-11
	Truancy	TR	3	▼	-72.7%	-8
	Foster Care Review	FC	2	▼	-80.0%	-8
	Initial Foster Care	IF	2	▼	-33.3%	-1
	Motion - Protective Order	MP	2	▼	-66.7%	-4
	Terminate Parental Rights	TP	2	↔		-
	Capias	CA	1	↔		-
	Emergency Custody Order	EC	1	▼	-50.0%	-1
	Entrustment	ET	1	▲	-	+1
	Family Abuse - Protective Order	FP	1	▲	-	+1
	Status	ST	1	▼	-85.7%	-6
	Voluntary Continuing Services and Support Agree	VA	1	▼	-75.0%	-3
	Other	OT	0	▼	-100.0%	-8
	Relief of Custody	CR	0	▼	-100.0%	-5
	Violation of Protective Order	PV	0	▼	-100.0%	-2
		<b>Total</b>		<b>875</b>	▼	<b>-0.7%</b>
<b>GRAND TOTAL</b>			<b>1,763</b>	▼	<b>-5.5%</b>	<b>-103</b>

\* Compared to same time period as previous year  
 7/11/2024 12:30:55PM

\*\* Case Type Categories are defined in the 2017 Virginia Judicial Workload Assessment  
 Source: SCV-SQL-Information

Filings by Major Case Category\*\*

Category	Summary	Change	% Change	Absolute Change
Adult Criminal	428	▼	-24.0%	-135
Child Dependency	31	▲	-35.4%	-17
Child in Need of Services/Supervision	34	▲	+3.0%	+1
Custody and Visitation	523	▼	-6.6%	-37
Delinquency	163	▲	+58.3%	+60
Juvenile Miscellaneous	1	▼	-85.7%	-6
New to Workload Study	33	▲	+83.3%	+15
Other	135	▼	+3.1%	+4
Protective Orders	93	▲	-10.6%	-11
Support	275	▲	+11.8%	+29
Traffic	47	▼	-11.3%	-6
<b>GRAND TOTAL</b>	<b>1,763</b>	▼	-5.5%	-103

\* Compared to same time period as previous year  
 7/11/2024 12:30:55PM

\*\* Case Type Categories are defined in the 2017 Virginia Judicial Workload Assessment  
 Source: SCV-SQL-Information

2024 Overall GRAND TOTAL		Distribution of Caseload		Change*		Percentage (%) of Caseload			
<b>664</b> +66 11.0% 		<b>Adult</b>	363	55%	33.9% ▲	+92	<b>Adult</b>	45.3%	54.7%
		<b>Juvenile</b>	301	45%	-8.0% ▼	-26	<b>Juvenile</b>	54.7%	45.3%
		<b>GRAND TOTAL</b>	<b>664</b>	100%	11.0% ▲	+66	<b>GRAND TOTAL</b>	100%	100%

Filings by Division & Code

Division	Case Type Description	Code	Summary	Change	% Change	Absolute Change
<b>Adult</b>	Show Cause	SC	105	▲	+66.7%	+42
	Civil Support	VS	56	▲	+1.8%	+1
	Other	OT	55	▲	+48.6%	+18
	Misdemeanor	CM	49	▲	+19.5%	+8
	Felony	CF	39	▲	+200.0%	+26
	Family Abuse - Protective Order	FP	21	▼	-8.7%	-2
	Remand Support	RS	17	▲	+30.8%	+4
	Capias	CA	10	▲	+66.7%	+4
	Motion - Protective Order	MP	7	▼	-22.2%	-2
	Violation of Protective Order	PV	2	▼	-33.3%	-1
	Bond Forfeiture	BF	1	▲	-	+1
	Non-Family Abuse Protective Order	AP	1	▼	-83.3%	-5
	Protective Order	PC	0	▼	-100.0%	-2
	<b>Total</b>		<b>363</b>	▲	<b>33.9%</b>	<b>+92</b>
<b>Juvenile</b>	Custody Visitation	CV	159	▼	-21.7%	-44
	Misdemeanor	DM	32	▼	-3.0%	-1
	Permanency Planning	PH	15	▲	+275.0%	+11
	Remand Custody	RC	15	▲	+15.4%	+2
	Remand Visitation	RV	15	▲	+114.3%	+8
	Foster Care Review	FC	10	▲	+11.1%	+1
	Traffic	T	10	▼	-50.0%	-10
	Initial Foster Care	IF	7	▲	+250.0%	+5
	Non-Family Abuse Protective Order	AP	7	↔	-	-
	Truancy	TR	6	▲	+200.0%	+4
	Abuse and Neglect	AN	5	▼	-44.4%	-4
	Child In Need of Services	CS	4	▼	-42.9%	-3
	Temporary Detention Order	TD	4	▲	+100.0%	+2
	Voluntary Continuing Services and Support Agree	VA	4	▲	+300.0%	+3
	Other	OT	3	▲	-	+3
	Paternity	PT	2	▲	+100.0%	+1
	Civil Violation	CI	1	▲	-	+1
	Family Abuse - Protective Order	FP	1	▲	-	+1
	Felony	DF	1	▼	-75.0%	-3
	Emergency Custody Order	EC	0	▼	-100.0%	-1
Terminate Parental Rights	TP	0	▼	-100.0%	-2	
	<b>Total</b>		<b>301</b>	▼	<b>-8.0%</b>	<b>-26</b>
	<b>GRAND TOTAL</b>		<b>664</b>	▲	<b>11.0%</b>	<b>+66</b>

Filings by Major Case Category\*\*

Category	Summary	Change	% Change	Absolute Change
Adult Criminal	169	▲	+50.9%	+57
Child Dependency	41	▲	+51.9%	+14
Child in Need of Services/Supervision	10	▲	+11.1%	+1
Custody and Visitation	161	▲	-21.1%	-43
Delinquency	33	▼	-10.8%	-4
New to Workload Study	1	▲	-	+1
Other	109	▲	+49.3%	+36
Protective Orders	37	▲	-17.8%	-8

\* Compared to same time period as previous year  
 7/11/2024 12:30:55PM

\*\* Case Type Categories are defined in the 2017 Virginia Judicial Workload Assessment  
 Source: SCV-SQL-Information

CPSS - JCMS CASELOAD STATISTICS OF THE JUVENILE & DOMESTIC RELATIONS DISTRICT COURTS  
January 2024 thru June 2024 Filings (Compared to January 2023 thru June 2023)

Fluvanna

District: 16 FIPS: 065

Support	93	▲	+31.0%	+22
Traffic	10	▼	-50.0%	-10
<b>GRAND TOTAL</b>	<b>664</b>	▲	11.0%	+66

2024 Overall GRAND TOTAL		Distribution of Caseload			Change*		Percentage (%) of Caseload		
<b>388</b> -1.8% 	-7 -1.8%	<b>Adult</b>	160	41%	8.1% ▲	+12	<b>Adult</b>	37.5%	41.2%
		<b>Juvenile</b>	228	59%	-7.7% ▼	-19	<b>Juvenile</b>	62.5%	58.8%
		<b>GRAND TOTAL</b>	<b>388</b>	100%	-1.8% ▼	-7	<b>GRAND TOTAL</b>	100%	100%

Filings by Division & Code

Division	Case Type Description	Code	Summary	Change	% Change	Absolute Change	
<b>Adult</b>	Misdemeanor	CM	34	▼	-30.6%	-15	
	Show Cause	SC	33	▲	+50.0%	+11	
	Other	OT	32	▲	+28.0%	+7	
	Civil Support	VS	25	↔		-	
	Felony	CF	15	▲	+150.0%	+9	
	Family Abuse - Protective Order	FP	13	▲	+225.0%	+9	
	Capias	CA	5	▼	-16.7%	-1	
	Violation of Protective Order	PV	2	▲	-	+2	
	Remand Support	RS	1	▼	-80.0%	-4	
	Motion - Protective Order	MP	0	▼	-100.0%	-1	
	Violation Family Abuse Protective Order	PS	0	▼	-100.0%	-5	
	<b>Total</b>		<b>160</b>	▲	<b>8.1%</b>	<b>+12</b>	
<b>Juvenile</b>	Custody Visitation	CV	90	▼	-21.1%	-24	
	Misdemeanor	DM	52	▲	+10.6%	+5	
	Traffic	T	42	▲	+16.7%	+6	
	Felony	DF	11	▼	-8.3%	-1	
	Permanency Planning	PH	7	▲	+133.3%	+4	
	Motion - Protective Order	MP	5	▲	-	+5	
	Emergency Custody Order	EC	3	▲	-	+3	
	Status	ST	3	↔		-	
	Child In Need of Services	CS	2	▼	-60.0%	-3	
	Remand Custody	RC	2	▼	-71.4%	-5	
	Remand Visitation	RV	2	▼	-66.7%	-4	
	Voluntary Continuing Services and Support Agreem	VA	2	▲	-	+2	
	Abuse and Neglect	AN	1	▼	-75.0%	-3	
	Capias	CA	1	▲	-	+1	
	Foster Care Review	FC	1	▲	-	+1	
	Initial Foster Care	IF	1	▼	-75.0%	-3	
	Non-Family Abuse Protective Order	AP	1	↔		-	
	Other	OT	1	▲	-	+1	
	Special Immigrant Juvenile Status	SI	1	▲	-	+1	
	Child at Risk	RI	0	▼	-100.0%	-1	
	Family Abuse - Protective Order	FP	0	▼	-100.0%	-1	
	Paternity	PT	0	▼	-100.0%	-1	
	Temporary Detention Order	TD	0	▼	-100.0%	-1	
	Truancy	TR	0	▼	-100.0%	-1	
		<b>Total</b>		<b>228</b>	▼	<b>-7.7%</b>	<b>-19</b>
		<b>GRAND TOTAL</b>		<b>388</b>	▼	<b>-1.8%</b>	<b>-7</b>

Filings by Major Case Category\*\*

Category	Summary	Change	% Change	Absolute Change
Adult Criminal	79	▲	-3.7%	-3
Child Dependency	12	▲		0
Child in Need of Services/Supervision	2	▼	-66.7%	-4
Custody and Visitation	90	▼	-21.7%	-25
Delinquency	64	▲	+8.5%	+5
Juvenile Miscellaneous	3	↔		0
New to Workload Study	1	▲	-	+1

\* Compared to same time period as previous year  
 7/11/2024 12:30:55PM

\*\* Case Type Categories are defined in the 2017 Virginia Judicial Workload Assessment  
 Source: SCV-SQL-Information

**CPSS - JCMS CASELOAD STATISTICS OF THE JUVENILE & DOMESTIC RELATIONS DISTRICT COURTS**  
 January 2024 thru June 2024 Filings (Compared to January 2023 thru June 2023)

Other	41	▲	-6.8%	-3
Protective Orders	19	▲	+171.4%	+12
Support	35	▲	+12.9%	+4
Traffic	42	▲	+16.7%	+6
<b>GRAND TOTAL</b>	<b>388</b>	▼	-1.8%	-7

2024 Overall GRAND TOTAL		Distribution of Caseload		Change*		Percentage (%) of Caseload			
<b>625</b> -6 -1.0% 		<b>Adult</b>	289	46%	-2.7% ▼	-8	<b>Adult</b>	47.1%	46.2%
		<b>Juvenile</b>	336	54%	0.6% ▲	+2	<b>Juvenile</b>	52.9%	53.8%
		<b>GRAND TOTAL</b>	<b>625</b>	100%	-1.0% ▼	-6	<b>GRAND TOTAL</b>	100%	100%

Filings by Division & Code

Division	Case Type Description	Code	Summary	Change	% Change	Absolute Change	
<b>Adult</b>	Show Cause	SC	75	▲	+66.7%	+30	
	Civil Support	VS	57	▼	-6.6%	-4	
	Misdemeanor	CM	52	▲	+85.7%	+24	
	Other	OT	42	▲	+5.0%	+2	
	Family Abuse - Protective Order	FP	29	▲	+11.5%	+3	
	Capias	CA	17	▲	+54.5%	+6	
	Felony	CF	9	▼	-57.1%	-12	
	Non-Family Abuse Protective Order	AP	5	▲	+400.0%	+4	
	Motion - Protective Order	MP	2	▼	-84.6%	-11	
	Violation of Protective Order	PV	1	▼	-98.0%	-50	
	<b>Total</b>		<b>289</b>	▼	<b>-2.7%</b>	<b>-8</b>	
<b>Juvenile</b>	Custody Visitation	CV	174	▼	-3.9%	-7	
	Misdemeanor	DM	33	▲	+10.0%	+3	
	Felony	DF	28	▲	+133.3%	+16	
	Traffic	T	28	▲	+21.7%	+5	
	Non-Family Abuse Protective Order	AP	14	▲	-	+14	
	Foster Care Review	FC	8	▲	+60.0%	+3	
	Abuse and Neglect	AN	7	↔	-	-	
	Child In Need of Services	CS	6	▼	-33.3%	-3	
	Show Cause	SC	6	▲	-	+6	
	Special Immigrant Juvenile Status	SI	6	▲	+100.0%	+3	
	Permanency Planning	PH	4	▼	-81.8%	-18	
	Truancy	TR	4	▲	+300.0%	+3	
	Other	OT	3	▲	-	+3	
	Voluntary Continuing Services and Support Agree	VA	3	▲	+50.0%	+1	
	Initial Foster Care	IF	2	▼	-33.3%	-1	
	Paternity	PT	2	▼	-33.3%	-1	
	Status	ST	2	▲	-	+2	
	Capias	CA	1	▲	-	+1	
	Child at Risk	RI	1	▼	-66.7%	-2	
	Civil Violation	CI	1	▼	-50.0%	-1	
	Emergency Custody Order	EC	1	▼	-50.0%	-1	
	Entrustment	ET	1	▲	-	+1	
	Temporary Detention Order	TD	1	▼	-66.7%	-2	
	Family Abuse - Protective Order	FP	0	▼	-100.0%	-1	
	Motion - Protective Order	MP	0	▼	-100.0%	-2	
	Qualified Residential Treatment	QR	0	▼	-100.0%	-1	
	Terminate Parental Rights	TP	0	▼	-100.0%	-19	
		<b>Total</b>		<b>336</b>	▲	<b>0.6%</b>	<b>+2</b>
	<b>GRAND TOTAL</b>			<b>625</b>	▼	<b>-1.0%</b>	<b>-6</b>

Filings by Major Case Category\*\*

Category	Summary	Change	% Change	Absolute Change
Adult Criminal	120	▲	-13.7%	-19
Child Dependency	26	▲	-58.1%	-36
Child in Need of Services/Supervision	10	▲	-	0
Custody and Visitation	176	▼	-4.3%	-8
Delinquency	68	▲	+61.9%	+26

\* Compared to same time period as previous year  
 7/11/2024 12:30:55PM

\*\* Case Type Categories are defined in the 2017 Virginia Judicial Workload Assessment  
 Source: SCV-SQL-Information



**CPSS - JCMS CASELOAD STATISTICS OF THE JUVENILE & DOMESTIC RELATIONS DISTRICT COURTS**  
 January 2024 thru June 2024 Filings (Compared to January 2023 thru June 2023)

**Greene**

District: 16 FIPS: 079

Juvenile Miscellaneous	2	▲	-	+2
New to Workload Study	7	▲	+40.0%	+2
Other	47	▲	+4.4%	+2
Protective Orders	50	▲	+16.3%	+7
Support	91	▲	+16.7%	+13
Traffic	28	▲	+21.7%	+5
<b>GRAND TOTAL</b>	<b>625</b>	▼	-1.0%	-6

2024 Overall GRAND TOTAL		Distribution of Caseload		Change*		Percentage (%) of Caseload			
<b>1,224</b>	+80 7.0%	<b>Adult</b>	684	56%	20.8% ▲	+118	<b>Adult</b>	49.5%	55.9%
2024		<b>Juvenile</b>	540	44%	-6.6% ▼	-38	<b>Juvenile</b>	50.5%	44.1%
2023		<b>GRAND TOTAL</b>	<b>1,224</b>	100%	7.0% ▲	+80	<b>GRAND TOTAL</b>	100%	100%

Filings by Division & Code

Division	Case Type Description	Code	Summary	Change	% Change	Absolute Change
<b>Adult</b>	Misdemeanor	CM	183	▲	+92.6%	+88
	Other	OT	123	▼	+18.3%	+19
	Show Cause	SC	119	▲	+30.8%	+28
	Civil Support	VS	91	▼	-6.2%	-6
	Felony	CF	70	▼	-29.3%	-29
	Family Abuse - Protective Order	FP	37	▲	+37.0%	+10
	Capias	CA	26	▼	-10.3%	-3
	Violation of Protective Order	PV	14	▲	+100.0%	+7
	Motion - Protective Order	MP	10	▲	+233.3%	+7
	Remand Support	RS	4	▼	-63.6%	-7
	Restricted License for Non-Support	SL	4	▲	-	+4
	Non-Family Abuse Protective Order	AP	3	↔	-	-
	Total			<b>684</b>	▲	<b>20.8%</b>
<b>Juvenile</b>	Custody Visitation	CV	358	▼	-14.4%	-60
	Traffic	T	52	▲	+246.7%	+37
	Misdemeanor	DM	28	▼	-22.2%	-8
	Permanency Planning	PH	11	▲	+175.0%	+7
	Motion - Protective Order	MP	10	▲	+150.0%	+6
	Felony	DF	9	▼	-25.0%	-3
	Abuse and Neglect	AN	8	▼	-27.3%	-3
	Child In Need of Services	CS	7	▼	-12.5%	-1
	Paternity	PT	7	▲	+133.3%	+4
	Civil Violation	CI	6	▼	-14.3%	-1
	Foster Care Review	FC	6	▲	+20.0%	+1
	Remand Custody	RC	6	▼	-53.8%	-7
	Remand Visitation	RV	6	▼	-53.8%	-7
	Terminate Parental Rights	TP	5	▲	-	+5
	Non-Family Abuse Protective Order	AP	4	▼	-42.9%	-3
	Capias	CA	3	▲	-	+3
	Entrustment	ET	3	▲	-	+3
	Voluntary Continuing Services and Support Agreen	VA	3	↔	-	-
	Initial Foster Care	IF	2	▼	-60.0%	-3
	Truancy	TR	2	▼	-80.0%	-8
	Emergency Custody Order	EC	1	▲	-	+1
	Show Cause	SC	1	▼	-50.0%	-1
	Status	ST	1	▲	-	+1
Temporary Detention Order	TD	1	▼	-50.0%	-1	
Total			<b>540</b>	▼	<b>-6.6%</b>	<b>-38</b>
<b>GRAND TOTAL</b>			<b>1,224</b>	▲	<b>7.0%</b>	<b>+80</b>

Filings by Major Case Category\*\*

Category	Summary	Change	% Change	Absolute Change
Adult Criminal	359	▲	+31.5%	+86
Child Dependency	38	▲	+35.7%	+10
Child in Need of Services/Supervision	9	▼	-50.0%	-9
Custody and Visitation	365	▲	-13.3%	-56
Delinquency	41	▲	-18.0%	-9
Juvenile Miscellaneous	1	▲	-	+1

\* Compared to same time period as previous year  
 7/11/2024 12:30:55PM

\*\* Case Type Categories are defined in the 2017 Virginia Judicial Workload Assessment  
 Source: SCV-SQL-Information

**CPSS - JCMS CASELOAD STATISTICS OF THE JUVENILE & DOMESTIC RELATIONS DISTRICT COURTS**  
 January 2024 thru June 2024 Filings (Compared to January 2023 thru June 2023)

New to Workload Study	6	▼	-14.3%	-1
Other	141	▲	-1.4%	-2
Protective Orders	64	▲	+45.5%	+20
Support	148	▲	+2.1%	+3
Traffic	52	▲	+246.7%	+37
<b>GRAND TOTAL</b>	<b>1,224</b>	▲	7.0%	+80

2024 Overall GRAND TOTAL		Distribution of Caseload		Change*		Percentage (%) of Caseload		
<b>436</b> +108 32.9% 	Adult Juvenile GRAND TOTAL	201	46%	46.7% ▲	+64	Adult	2023	2024
		235	54%	23.0% ▲	+44	Juvenile	41.8%	46.1%
		<b>436</b>	100%	32.9% ▲	+108	<b>GRAND TOTAL</b>	100%	100%

Filings by Division & Code

Division	Case Type Description	Code	Summary	Change	% Change	Absolute Change
<b>Adult</b>	Show Cause	SC	61	▲	+125.9%	+34
	Misdemeanor	CM	41	▲	+105.0%	+21
	Civil Support	VS	36	▲	+56.5%	+13
	Other	OT	19	▼	-13.6%	-3
	Family Abuse - Protective Order	FP	15	▼	-25.0%	-5
	Felony	CF	11	▲	+83.3%	+5
	Capias	CA	6	▲	-25.0%	-2
	Motion - Protective Order	MP	4	↔		-
	Non-Family Abuse Protective Order	AP	4	▲	+33.3%	+1
	Violation of Protective Order	PV	4	↔		-
	<b>Total</b>		<b>201</b>	<b>▲</b>	<b>46.7%</b>	<b>+64</b>
<b>Juvenile</b>	Custody Visitation	CV	140	▲	+17.6%	+21
	Misdemeanor	DM	17	▲	+112.5%	+9
	Permanency Planning	PH	16	▲	+220.0%	+11
	Abuse and Neglect	AN	13	▼	-13.3%	-2
	Initial Foster Care	IF	13	▲	+85.7%	+6
	Terminate Parental Rights	TP	8	▲	+300.0%	+6
	Civil Violation	CI	6	▲	-	+6
	Traffic	T	6	▼	-33.3%	-3
	Felony	DF	4	▲	+33.3%	+1
	Entrustment	ET	3	▲	-	+3
	Child In Need of Services	CS	2	▲	+100.0%	+1
	Motion - Protective Order	MP	2	↔		-
	Status	ST	2	▼	-71.4%	-5
	Foster Care Review	FC	1	▼	-83.3%	-5
	Paternity	PT	1	▼	-66.7%	-2
	Truancy	TR	1	↔		-
	Non-Family Abuse Protective Order	AP	0	▼	-100.0%	-3
	<b>Total</b>		<b>235</b>	<b>▲</b>	<b>23.0%</b>	<b>+44</b>
<b>GRAND TOTAL</b>			<b>436</b>	<b>▲</b>	<b>32.9%</b>	<b>+108</b>

Filings by Major Case Category\*\*

Category	Summary	Change	% Change	Absolute Change
Adult Criminal	79	▲	+31.7%	+19
Child Dependency	54	▲	+54.3%	+19
Child in Need of Services/Supervision	3	▲	+50.0%	+1
Custody and Visitation	141	▼	+15.6%	+19
Delinquency	21	▲	+90.9%	+10
Juvenile Miscellaneous	2	▼	-71.4%	-5
New to Workload Study	6	▲	-	+6
Other	19	▼	-13.6%	-3
Protective Orders	25	▼	-21.9%	-7
Support	80	▲	+185.7%	+52
Traffic	6	▼	-33.3%	-3
<b>GRAND TOTAL</b>	<b>436</b>	<b>▲</b>	<b>32.9%</b>	<b>+108</b>

\* Compared to same time period as previous year  
 7/11/2024 12:30:55PM

\*\* Case Type Categories are defined in the 2017 Virginia Judicial Workload Assessment  
 Source: SCV-SQL-Information

2024 Overall GRAND TOTAL	Distribution of Caseload	Change*	Percentage (%) of Caseload																											
<b>1,144</b> +4 0.4% 	<table border="1"> <tr> <td>Adult</td> <td>555</td> <td>49%</td> <td>3.2% ▲</td> <td>+17</td> </tr> <tr> <td>Juvenile</td> <td>589</td> <td>51%</td> <td>-2.2% ▼</td> <td>-13</td> </tr> <tr> <td><b>GRAND TOTAL</b></td> <td><b>1,144</b></td> <td>100%</td> <td>0.4% ▲</td> <td>+4</td> </tr> </table>	Adult	555	49%	3.2% ▲	+17	Juvenile	589	51%	-2.2% ▼	-13	<b>GRAND TOTAL</b>	<b>1,144</b>	100%	0.4% ▲	+4		<table border="1"> <tr> <td></td> <td>2023</td> <td>2024</td> </tr> <tr> <td>Adult</td> <td>47.2%</td> <td>48.5%</td> </tr> <tr> <td>Juvenile</td> <td>52.8%</td> <td>51.5%</td> </tr> <tr> <td><b>GRAND TOTAL</b></td> <td>100%</td> <td>100%</td> </tr> </table>		2023	2024	Adult	47.2%	48.5%	Juvenile	52.8%	51.5%	<b>GRAND TOTAL</b>	100%	100%
Adult	555	49%	3.2% ▲	+17																										
Juvenile	589	51%	-2.2% ▼	-13																										
<b>GRAND TOTAL</b>	<b>1,144</b>	100%	0.4% ▲	+4																										
	2023	2024																												
Adult	47.2%	48.5%																												
Juvenile	52.8%	51.5%																												
<b>GRAND TOTAL</b>	100%	100%																												

Filings by Division & Code

Division	Case Type Description	Code	Summary	Change	% Change	Absolute Change	
<b>Adult</b>	Show Cause	SC	151	▲	+21.8%	+27	
	Civil Support	VS	119	▲	+2.6%	+3	
	Misdemeanor	CM	94	▼	-7.8%	-8	
	Other	OT	67	▼	-22.1%	-19	
	Family Abuse - Protective Order	FP	47	▲	+23.7%	+9	
	Capias	CA	31	▲	-8.8%	-3	
	Felony	CF	25	▲	+31.6%	+6	
	Remand Support	RS	7	▲	+40.0%	+2	
	Motion - Protective Order	MP	6	▼	-25.0%	-2	
	Non-Family Abuse Protective Order	AP	4	▲	+33.3%	+1	
	Violation of Protective Order	PV	3	▲	+50.0%	+1	
	Bond Forfeiture	BF	1	▲	-	+1	
	Protective Order	PC	0	▼	-100.0%	-1	
	<b>Total</b>		<b>555</b>	▲	<b>3.2%</b>	<b>+17</b>	
<b>Juvenile</b>	Custody Visitation	CV	362	▼	-4.0%	-15	
	Misdemeanor	DM	37	▲	+27.6%	+8	
	Child In Need of Services	CS	24	▲	+26.3%	+5	
	Permanency Planning	PH	17	▼	-34.6%	-9	
	Status	ST	16	▲	+23.1%	+3	
	Felony	DF	15	▼	-55.9%	-19	
	Traffic	T	15	▲	+15.4%	+2	
	Terminate Parental Rights	TP	14	▲	+600.0%	+12	
	Foster Care Review	FC	12	▲	+50.0%	+4	
	Truancy	TR	10	▲	+11.1%	+1	
	Remand Custody	RC	9	▼	-10.0%	-1	
	Remand Visitation	RV	9	▼	-10.0%	-1	
	Civil Violation	CI	7	↔	-	-	
	Initial Foster Care	IF	7	▲	+133.3%	+4	
	Voluntary Continuing Services and Support Agreem	VA	7	▲	+250.0%	+5	
	Other	OT	6	▲	+200.0%	+4	
	Abuse and Neglect	AN	5	▼	-37.5%	-3	
	Paternity	PT	5	▲	+66.7%	+2	
	Temporary Detention Order	TD	3	▼	-66.7%	-6	
	Motion - Protective Order	MP	2	▲	-	+2	
	Non-Family Abuse Protective Order	AP	2	▼	-80.0%	-8	
	Special Immigrant Juvenile Status	SI	2	▲	-	+2	
	Capias	CA	1	▲	-	+1	
	Emancipation	EP	1	▲	-	+1	
	Emergency Custody Order	EC	1	↔	-	-	
	Family Abuse - Protective Order	FP	0	▼	-100.0%	-1	
	Qualified Residential Treatment	QR	0	▼	-100.0%	-6	
		<b>Total</b>		<b>589</b>	▼	<b>-2.2%</b>	<b>-13</b>
		<b>GRAND TOTAL</b>		<b>1,144</b>	▲	0.4%	+4

Filings by Major Case Category\*\*

Category	Summary	Change	% Change	Absolute Change
Adult Criminal	258	▲	+5.3%	+13
Child Dependency	62	▲	+12.7%	+7
Child in Need of Services/Supervision	34	▲	+21.4%	+6

\* Compared to same time period as previous year  
 7/11/2024 12:30:55PM

\*\* Case Type Categories are defined in the 2017 Virginia Judicial Workload Assessment  
 Source: SCV-SQL-Information

**CPSS - JCMS CASELOAD STATISTICS OF THE JUVENILE & DOMESTIC RELATIONS DISTRICT COURTS**  
 January 2024 thru June 2024 Filings (Compared to January 2023 thru June 2023)

**Orange**

District: 16 FIPS: 137

Custody and Visitation	367	▲	-3.4%	-13
Delinquency	53	▲	-15.9%	-10
Juvenile Miscellaneous	17	▲	+30.8%	+4
New to Workload Study	9	▲	+28.6%	+2
Other	102	▲	-17.1%	-21
Protective Orders	61	▲	+1.7%	+1
Support	166	▲	+8.5%	+13
Traffic	15	▲	+15.4%	+2
<b>GRAND TOTAL</b>	<b>1,144</b>	▲	0.4%	+4

2024 Overall GRAND TOTAL		Distribution of Caseload		Change*		Percentage (%) of Caseload		
<b>2,220</b>	-40 -1.8%	<b>Adult</b>	955 43%	-2.2% ▼	-21	<b>Adult</b>	2023 43.2%	2024 43.0%
2024		<b>Juvenile</b>	1,265 57%	-1.5% ▼	-19	<b>Juvenile</b>	56.8%	57.0%
2023		<b>GRAND TOTAL</b>	<b>2,220</b> 100%	-1.8% ▼	-40	<b>GRAND TOTAL</b>	100%	100%

Filings by Division & Code

Division	Case Type Description	Code	Summary	Change	% Change	Absolute Change	
<b>Adult</b>	Misdemeanor	CM	239	▼	-4.4%	-11	
	Civil Support	VS	213	▲	+17.7%	+32	
	Show Cause	SC	141	▲	+5.2%	+7	
	Other	OT	124	▼	-31.1%	-56	
	Felony	CF	105	▲	+28.0%	+23	
	Family Abuse - Protective Order	FP	70	▼	-7.9%	-6	
	Capias	CA	48	▼	-26.2%	-17	
	Motion - Protective Order	MP	9	▲	+350.0%	+7	
	Non-Family Abuse Protective Order	AP	5	▲	+66.7%	+2	
	Violation of Protective Order	PV	1	▲	-	+1	
	Restricted License for Non-Support	SL	0	▼	-100.0%	-2	
	Violation Family Abuse Protective Order	PS	0	▼	-100.0%	-1	
	<b>Total</b>		<b>955</b>	▼	<b>-2.2%</b>	<b>-21</b>	
<b>Juvenile</b>	Custody Visitation	CV	398	▼	-2.9%	-12	
	Misdemeanor	DM	182	▲	+5.8%	+10	
	Felony	DF	119	▲	+72.5%	+50	
	Civil Violation	CI	107	▲	+28.9%	+24	
	Status	ST	68	▼	-69.2%	-153	
	Show Cause	SC	55	▼	-8.3%	-5	
	Abuse and Neglect	AN	52	▼	-29.7%	-22	
	Truancy	TR	49	▲	+96.0%	+24	
	Traffic	T	45	▲	+15.4%	+6	
	Child In Need of Services	CS	36	▲	+16.1%	+5	
	Permanency Planning	PH	31	▲	+138.5%	+18	
	Paternity	PT	29	▲	+141.7%	+17	
	Non-Family Abuse Protective Order	AP	26	▲	+73.3%	+11	
	Foster Care Review	FC	13	▼	-18.8%	-3	
	Initial Foster Care	IF	13	▲	+18.2%	+2	
	Terminate Parental Rights	TP	12	▲	+100.0%	+6	
	Special Immigrant Juvenile Status	SI	10	▲	-	+10	
	Capias	CA	7	▼	-41.7%	-5	
	Entrustment	ET	4	▲	-	+4	
	Voluntary Continuing Services and Support Agreem	VA	3	▲	+200.0%	+2	
	Emergency Custody Order	EC	1	▼	-50.0%	-1	
	Family Abuse - Protective Order	FP	1	▲	-	+1	
	Mental Commitment	MC	1	▲	-	+1	
	Motion - Protective Order	MP	1	▲	-	+1	
	Relief of Custody	CR	1	▲	-	+1	
	Temporary Detention Order	TD	1	▼	-90.9%	-10	
	Other	OT	0	▼	-100.0%	-1	
		<b>Total</b>		<b>1,265</b>	▼	<b>-1.5%</b>	<b>-19</b>
		<b>GRAND TOTAL</b>		<b>2,220</b>	▼	<b>-1.8%</b>	<b>-40</b>

Filings by Major Case Category\*\*

Category	Summary	Change	% Change	Absolute Change
Adult Criminal	481	▲	-1.0%	-5
Child Dependency	129	▲	+6.6%	+8
Child in Need of Services/Supervision	94	▲	+38.2%	+26
Custody and Visitation	427	▲	+1.2%	+5

\* Compared to same time period as previous year  
 7/11/2024 12:30:55PM

\*\* Case Type Categories are defined in the 2017 Virginia Judicial Workload Assessment  
 Source: SCV-SQL-Information

**CPSS - JCMS CASELOAD STATISTICS OF THE JUVENILE & DOMESTIC RELATIONS DISTRICT COURTS**  
 January 2024 thru June 2024 Filings (Compared to January 2023 thru June 2023)

**Arlington**

District: 17 FIPS: 013

Delinquency	354	▲	+17.6%	+53
Juvenile Miscellaneous	68	▼	-69.2%	-153
New to Workload Study	117	▲	+41.0%	+34
Other	127	▲	-34.5%	-67
Protective Orders	112	▲	+16.7%	+16
Support	266	▼	+16.2%	+37
Traffic	45	▲	+15.4%	+6
<b>GRAND TOTAL</b>	<b>2,220</b>	▼	-1.8%	-40



2024 Overall GRAND TOTAL		Distribution of Caseload		Change*		Percentage (%) of Caseload			
<b>45</b> -45.8% 	-38 -45.8% 	<b>Adult</b>	20	44%	-35.5% ▼	-11	<b>Adult</b>	37.3%	44.4%
		<b>Juvenile</b>	25	56%	-51.9% ▼	-27	<b>Juvenile</b>	62.7%	55.6%
<b>GRAND TOTAL</b>		<b>45</b>	100%	-45.8% ▼	-38	<b>GRAND TOTAL</b>	100%	100%	

Filings by Division & Code

Division	Case Type Description	Code	Summary	Change	% Change	Absolute Change
<b>Adult</b>	Other	OT	7	▼		-
	Misdemeanor	CM	6	▲	+50.0%	+2
	Civil Support	VS	2	▼	-80.0%	-8
	Family Abuse - Protective Order	FP	2	▲	-	+2
	Capias	CA	1	▼	-66.7%	-2
	Felony	CF	1	↔		-
	Show Cause	SC	1	▼	-83.3%	-5
	Total			<b>20</b>	▼	<b>-35.5%</b>
<b>Juvenile</b>	Misdemeanor	DM	8	▼	-33.3%	-4
	Traffic	T	6	▼	-25.0%	-2
	Custody Visitation	CV	3	▼	-72.7%	-8
	Abuse and Neglect	AN	2	▲	+100.0%	+1
	Felony	DF	2	▼	-71.4%	-5
	Child In Need of Services	CS	1	↔		-
	Special Immigrant Juvenile Status	SI	1	▼	-50.0%	-1
	Status	ST	1	▼	-83.3%	-5
	Truancy	TR	1	↔		-
	Non-Family Abuse Protective Order	AP	0	▼	-100.0%	-2
	Permanency Planning	PH	0	▼	-100.0%	-1
	Total			<b>25</b>	▼	<b>-51.9%</b>
<b>GRAND TOTAL</b>			<b>45</b>	▼	<b>-45.8%</b>	<b>-38</b>

Filings by Major Case Category\*\*

Category	Summary	Change	% Change	Absolute Change	
Adult Criminal	9	▼	-35.7%	-5	
Child Dependency	2	↔		0	
Child in Need of Services/Supervision	2	↔		0	
Custody and Visitation	3	▼	-72.7%	-8	
Delinquency	10	▼	-47.4%	-9	
Juvenile Miscellaneous	1	▼	-83.3%	-5	
New to Workload Study	1	▼	-50.0%	-1	
Other	7	▼		0	
Protective Orders	2	▲		0	
Support	2	▼	-80.0%	-8	
Traffic	6	▼	-25.0%	-2	
<b>GRAND TOTAL</b>		<b>45</b>	▼	<b>-45.8%</b>	<b>-38</b>

\* Compared to same time period as previous year  
 7/11/2024 12:30:55PM

\*\* Case Type Categories are defined in the 2017 Virginia Judicial Workload Assessment  
 Source: SCV-SQL-Information

2024 Overall GRAND TOTAL		Distribution of Caseload		Change*		Percentage (%) of Caseload		
<b>2,184</b>	-185 -7.8%	<b>Adult</b>	1,075 49%	-7.7% ▼	-90	<b>Adult</b>	49.2%	49.2%
2024		<b>Juvenile</b>	1,109 51%	-7.9% ▼	-95	<b>Juvenile</b>	50.8%	50.8%
2023		<b>GRAND TOTAL</b>	<b>2,184</b> 100%	-7.8% ▼	-185	<b>GRAND TOTAL</b>	100%	100%

Filings by Division & Code

Division	Case Type Description	Code	Summary	Change	% Change	Absolute Change	
<b>Adult</b>	Misdemeanor	CM	267	▼	-19.1%	-63	
	Other	OT	261	▼	-16.9%	-53	
	Civil Support	VS	232	▲	+15.4%	+31	
	Family Abuse - Protective Order	FP	96	▲	+33.3%	+24	
	Felony	CF	74	▼	-15.9%	-14	
	Show Cause	SC	54	▼	-21.7%	-15	
	Capias	CA	50	▼	-5.7%	-3	
	Bond Forfeiture	BF	14	▲	-	+14	
	Protective Order	PC	12	▼	-33.3%	-6	
	Motion - Protective Order	MP	7	▼	-22.2%	-2	
	Violation of Protective Order	PV	6	▲	+20.0%	+1	
	Non-Family Abuse Protective Order	AP	2	▼	-50.0%	-2	
	Restricted License for Non-Support	SL	0	▼	-100.0%	-2	
	<b>Total</b>		<b>1,075</b>	▼	<b>-7.7%</b>	<b>-90</b>	
<b>Juvenile</b>	Custody Visitation	CV	512	▼	-14.1%	-84	
	Misdemeanor	DM	160	▼	-1.2%	-2	
	Status	ST	97	▼	-27.6%	-37	
	Felony	DF	66	▼	-18.5%	-15	
	Motion - Protective Order	MP	34	▲	+466.7%	+28	
	Permanency Planning	PH	26	▲	+4.0%	+1	
	Traffic	T	26	▼	-7.1%	-2	
	Foster Care Review	FC	24	▼	-20.0%	-6	
	Other	OT	20	▲	+66.7%	+8	
	Paternity	PT	19	▲	+90.0%	+9	
	Non-Family Abuse Protective Order	AP	18	▲	+63.6%	+7	
	Special Immigrant Juvenile Status	SI	18	▲	-	+18	
	Initial Foster Care	IF	16	▲	+33.3%	+4	
	Truancy	TR	14	▼	-17.6%	-3	
	Terminate Parental Rights	TP	12	▲	+71.4%	+5	
	Temporary Detention Order	TD	9	▲	+12.5%	+1	
	Abuse and Neglect	AN	7	▼	-80.6%	-29	
	Show Cause	SC	7	▲	+75.0%	+3	
	Civil Violation	CI	6	▲	+20.0%	+1	
	Emergency Custody Order	EC	5	▼	-28.6%	-2	
	Voluntary Continuing Services and Support Agreem	VA	3	▲	+50.0%	+1	
	Entrustment	ET	2	▼	-33.3%	-1	
	Family Abuse - Protective Order	FP	2	▲	-	+2	
	Mental Commitment	MC	2	▲	-	+2	
	Child In Need of Services	CS	1	↔	-	-	
	Emancipation	EP	1	▲	-	+1	
	Protective Order	PC	1	▼	-50.0%	-1	
	Relief of Custody	CR	1	▼	-50.0%	-1	
	Qualified Residential Treatment	QR	0	▼	-100.0%	-3	
		<b>Total</b>		<b>1,109</b>	▼	<b>-7.9%</b>	<b>-95</b>
	<b>GRAND TOTAL</b>			<b>2,184</b>	▼	<b>-7.8%</b>	<b>-185</b>

\* Compared to same time period as previous year  
 7/11/2024 12:30:55PM

\*\* Case Type Categories are defined in the 2017 Virginia Judicial Workload Assessment  
 Source: SCV-SQL-Information

Filings by Major Case Category\*\*

Category	Summary	Change	% Change	Absolute Change
Adult Criminal	459	▲	-13.1%	-69
Child Dependency	91	▼	-24.2%	-29
Child in Need of Services/Supervision	15	▼	-21.1%	-4
Custody and Visitation	531	▲	-12.4%	-75
Delinquency	234	▲	-5.6%	-14
Juvenile Miscellaneous	98	▲	-26.9%	-36
New to Workload Study	24	▲	+380.0%	+19
Other	297	▲	-12.9%	-44
Protective Orders	159	▲	+55.9%	+57
Support	250	▼	+5.0%	+12
Traffic	26	▼	-7.1%	-2
<b>GRAND TOTAL</b>	<b>2,184</b>	▼	-7.8%	-185

\* Compared to same time period as previous year  
 7/11/2024 12:30:55PM

\*\* Case Type Categories are defined in the 2017 Virginia Judicial Workload Assessment  
 Source: SCV-SQL-Information

2024 Overall GRAND TOTAL		Distribution of Caseload			Change*		Percentage (%) of Caseload		
<b>12,541</b>	-2,513 -16.7%	<b>Adult</b>	5,922	47%	-17.1% ▼	-1,218	<b>Adult</b>	47.4%	47.2%
		<b>Juvenile</b>	6,619	53%	-16.4% ▼	-1,295	<b>Juvenile</b>	52.6%	52.8%
		<b>GRAND TOTAL</b>	<b>12,541</b>	100%	-16.7% ▼	-2,513	<b>GRAND TOTAL</b>	100%	100%

Filings by Division & Code

Division	Case Type Description	Code	Summary	Change	% Change	Absolute Change	
<b>Adult</b>	Misdemeanor	CM	1,594	▲	+1.6%	+25	
	Other	OT	1,097	▼	-46.5%	-955	
	Civil Support	VS	1,090	▼	-21.9%	-306	
	Felony	CF	654	▲	+29.0%	+147	
	Show Cause	SC	588	▼	-10.0%	-65	
	Family Abuse - Protective Order	FP	564	▲	+4.1%	+22	
	Capias	CA	240	▼	-22.8%	-71	
	Remand Support	RS	32	▼	-20.0%	-8	
	Protective Order	PC	30	▲	+57.9%	+11	
	Non-Family Abuse Protective Order	AP	27	▲	+22.7%	+5	
	Violation of Protective Order	PV	4	▼	-66.7%	-8	
	Violation Family Abuse Protective Order	PS	2	↔	-	-	
	Bond Forfeiture	BF	0	▼	-100.0%	-15	
	<b>Total</b>		<b>5,922</b>	▼	<b>-17.1%</b>	<b>-1,218</b>	
<b>Juvenile</b>	Custody Visitation	CV	2,812	▼	-22.7%	-826	
	Status	ST	918	▼	-26.3%	-328	
	Misdemeanor	DM	825	▼	-8.3%	-75	
	Traffic	T	527	▼	-6.4%	-36	
	Felony	DF	388	▼	-8.5%	-36	
	Special Immigrant Juvenile Status	SI	211	▲	+55.1%	+75	
	Paternity	PT	122	▼	-3.9%	-5	
	Temporary Detention Order	TD	118	▼	-4.1%	-5	
	Abuse and Neglect	AN	99	▼	-13.2%	-15	
	Permanency Planning	PH	82	▲	+26.2%	+17	
	Show Cause	SC	82	▼	-	-	
	Capias	CA	70	▼	-2.8%	-2	
	Foster Care Review	FC	55	▼	-24.7%	-18	
	Non-Family Abuse Protective Order	AP	44	▼	-13.7%	-7	
	Initial Foster Care	IF	43	▲	+13.2%	+5	
	Civil Violation	CI	38	▲	+26.7%	+8	
	Remand Custody	RC	37	▼	-14.0%	-6	
	Remand Visitation	RV	37	▼	-14.0%	-6	
	Truancy	TR	29	▼	-38.3%	-18	
	Terminate Parental Rights	TP	28	▲	+12.0%	+3	
	Emergency Custody Order	EC	15	▼	-34.8%	-8	
	Voluntary Continuing Services and Support Agree	VA	14	↔	-	-	
	Other	OT	9	▲	+350.0%	+7	
	Child In Need of Services	CS	5	▼	-58.3%	-7	
	Motion - Protective Order	MP	4	▲	+100.0%	+2	
	Family Abuse - Protective Order	FP	3	▼	-78.6%	-11	
	Entrustment	ET	2	▲	-	+2	
	Emancipation	EP	1	▼	-75.0%	-3	
	Protective Order	PC	1	▲	-	+1	
	Child at Risk	RI	0	▼	-100.0%	-1	
	Qualified Residential Treatment	QR	0	▼	-100.0%	-2	
		<b>Total</b>		<b>6,619</b>	▼	<b>-16.4%</b>	<b>-1,295</b>
		<b>GRAND TOTAL</b>		<b>12,541</b>	▼	<b>-16.7%</b>	<b>-2,513</b>

\* Compared to same time period as previous year  
 7/11/2024 12:30:55PM

\*\* Case Type Categories are defined in the 2017 Virginia Judicial Workload Assessment  
 Source: SCV-SQL-Information

Filings by Major Case Category\*\*

Category	Summary	Change	% Change	Absolute Change
Adult Criminal	2,831	▼	+1.7%	+46
Child Dependency	323	▲	-2.7%	-9
Child in Need of Services/Supervision	38	▼	-41.5%	-27
Custody and Visitation	2,943	▼	-22.0%	-831
Delinquency	1,353	▲	-7.5%	-110
Juvenile Miscellaneous	919	▼	-26.5%	-331
New to Workload Study	249	▲	+50.0%	+83
Other	1,345	▲	-42.2%	-981
Protective Orders	642	▲	+1.7%	+11
Support	1,371	▼	-19.3%	-328
Traffic	527	▼	-6.4%	-36
<b>GRAND TOTAL</b>	<b>12,541</b>	▼	-16.7%	-2,513

\* Compared to same time period as previous year  
 7/11/2024 12:30:55PM

\*\* Case Type Categories are defined in the 2017 Virginia Judicial Workload Assessment  
 Source: SCV-SQL-Information

2024 Overall GRAND TOTAL		Distribution of Caseload		Change*		Percentage (%) of Caseload			
<b>1,333</b> -55 -4.0% 		<b>Adult</b>	574	43%	-5.7% ▼	-35	<b>Adult</b>	43.9%	43.1%
		<b>Juvenile</b>	759	57%	-2.6% ▼	-20	<b>Juvenile</b>	56.1%	56.9%
		<b>GRAND TOTAL</b>	<b>1,333</b>	100%	-4.0% ▼	-55	<b>GRAND TOTAL</b>	100%	100%

Filings by Division & Code

Division	Case Type Description	Code	Summary	Change	% Change	Absolute Change	
<b>Adult</b>	Misdemeanor	CM	126	▼	-5.3%	-7	
	Civil Support	VS	123	▼	-17.4%	-26	
	Show Cause	SC	104	▲	+15.6%	+14	
	Other	OT	71	▼	-10.1%	-8	
	Family Abuse - Protective Order	FP	61	▲	+17.3%	+9	
	Felony	CF	33	▼	-36.5%	-19	
	Capias	CA	25	▼	-10.7%	-3	
	Motion - Protective Order	MP	13	▼	-23.5%	-4	
	Remand Support	RS	13	▲	+550.0%	+11	
	Violation of Protective Order	PV	4	▲	+300.0%	+3	
	Protective Order	PC	1	▲	-	+1	
	Criminal Support	CS	0	▼	-100.0%	-1	
	Non-Family Abuse Protective Order	AP	0	▼	-100.0%	-5	
	<b>Total</b>		<b>574</b>	▼	<b>-5.7%</b>	<b>-35</b>	
<b>Juvenile</b>	Custody Visitation	CV	453	▼	-6.4%	-31	
	Misdemeanor	DM	85	▼	-12.4%	-12	
	Traffic	T	69	▲	+3.0%	+2	
	Abuse and Neglect	AN	24	▲	+140.0%	+14	
	Remand Custody	RC	15	▲	+200.0%	+10	
	Foster Care Review	FC	14	▼	-12.5%	-2	
	Remand Visitation	RV	14	▲	+180.0%	+9	
	Felony	DF	12	▼	-47.8%	-11	
	Motion - Protective Order	MP	10	▲	+150.0%	+6	
	Initial Foster Care	IF	8	▲	+33.3%	+2	
	Child In Need of Services	CS	6	▲	+20.0%	+1	
	Truancy	TR	6	▼	-14.3%	-1	
	Status	ST	5	▼	-28.6%	-2	
	Terminate Parental Rights	TP	5	▼	-28.6%	-2	
	Child at Risk	RI	4	▲	-	+4	
	Non-Family Abuse Protective Order	AP	4	▲	+300.0%	+3	
	Permanency Planning	PH	4	▼	-66.7%	-8	
	Civil Violation	CI	3	▼	-50.0%	-3	
	Entrustment	ET	3	▲	+50.0%	+1	
	Other	OT	3	▲	-	+3	
	Relief of Custody	CR	3	▲	+200.0%	+2	
	Temporary Detention Order	TD	3	▼	-25.0%	-1	
	Voluntary Continuing Services and Support Agree	VA	3	▲	+200.0%	+2	
	Paternity	PT	2	▼	-50.0%	-2	
	Family Abuse - Protective Order	FP	1	▲	-	+1	
	Emancipation	EP	0	▼	-100.0%	-1	
	Emergency Custody Order	EC	0	▼	-100.0%	-1	
	Juvenile Support	JS	0	▼	-100.0%	-1	
	Mental Commitment	MC	0	▼	-100.0%	-1	
	Qualified Residential Treatment	QR	0	▼	-100.0%	-1	
		<b>Total</b>		<b>759</b>	▼	<b>-2.6%</b>	<b>-20</b>
	<b>GRAND TOTAL</b>			<b>1,333</b>	▼	<b>-4.0%</b>	<b>-55</b>

\* Compared to same time period as previous year  
 7/11/2024 12:30:55PM

\*\* Case Type Categories are defined in the 2017 Virginia Judicial Workload Assessment  
 Source: SCV-SQL-Information

Filings by Major Case Category\*\*

Category	Summary	Change	% Change	Absolute Change
Adult Criminal	256	▲	-7.6%	-21
Child Dependency	68	▲	+21.4%	+12
Child in Need of Services/Supervision	12	▲		0
Custody and Visitation	455	▼	-6.8%	-33
Delinquency	97	▼	-19.2%	-23
Juvenile Miscellaneous	5	▼	-37.5%	-3
New to Workload Study	3	▼	-50.0%	-3
Other	119	▲	+22.7%	+22
Protective Orders	89	▲	+12.7%	+10
Support	160	▼	-10.1%	-18
Traffic	69	▲	+3.0%	+2
<b>GRAND TOTAL</b>	<b>1,333</b>	▼	-4.0%	-55

\* Compared to same time period as previous year  
 7/11/2024 12:30:55PM

\*\* Case Type Categories are defined in the 2017 Virginia Judicial Workload Assessment  
 Source: SCV-SQL-Information

2024 Overall GRAND TOTAL		Distribution of Caseload			Change*		Percentage (%) of Caseload		
<b>3,467</b> -47 -1.3% 		<b>Adult</b>	1,649	48%	-6.1% ▼	-108	<b>Adult</b>	50.0%	47.6%
		<b>Juvenile</b>	1,818	52%	3.5% ▲	+61	<b>Juvenile</b>	50.0%	52.4%
		<b>GRAND TOTAL</b>	<b>3,467</b>	100%	-1.3% ▼	-47	<b>GRAND TOTAL</b>	100%	100%

Filings by Division & Code

Division	Case Type Description	Code	Summary	Change	% Change	Absolute Change	
<b>Adult</b>	Misdemeanor	CM	397	▼	-12.4%	-56	
	Civil Support	VS	270	▼	-12.1%	-37	
	Other	OT	263	▼	-9.0%	-26	
	Show Cause	SC	251	▲	+0.4%	+1	
	Family Abuse - Protective Order	FP	151	▼	-12.2%	-21	
	Felony	CF	142	▲	+4.4%	+6	
	Capias	CA	97	▲	+12.8%	+11	
	Violation of Protective Order	PV	38	▲	+533.3%	+32	
	Motion - Protective Order	MP	24	▲	+14.3%	+3	
	Remand Support	RS	13	▼	-58.1%	-18	
	Non-Family Abuse Protective Order	AP	2	▼	-60.0%	-3	
	Restricted License for Non-Support	SL	1	↔		-	
		<b>Total</b>		<b>1,649</b>	▼	<b>-6.1%</b>	<b>-108</b>
<b>Juvenile</b>	Custody Visitation	CV	835	▲	+1.7%	+14	
	Misdemeanor	DM	336	▲	+38.8%	+94	
	Traffic	T	288	▼	-22.6%	-84	
	Felony	DF	114	▲	+12.9%	+13	
	Temporary Detention Order	TD	26	▼	-3.7%	-1	
	Terminate Parental Rights	TP	21	▲	+320.0%	+16	
	Foster Care Review	FC	18	▲	+28.6%	+4	
	Status	ST	18	▲	+80.0%	+8	
	Mental Commitment	MC	17	▲	+6.3%	+1	
	Permanency Planning	PH	16	▲	+6.7%	+1	
	Show Cause	SC	16	▲	+77.8%	+7	
	Truancy	TR	16	▲	+220.0%	+11	
	Remand Custody	RC	15	▼	-44.4%	-12	
	Remand Visitation	RV	15	▼	-44.4%	-12	
	Abuse and Neglect	AN	14	▲	+133.3%	+8	
	Initial Foster Care	IF	13	▲	+550.0%	+11	
	Paternity	PT	9	▼	-18.2%	-2	
	Emergency Custody Order	EC	8	▼	-27.3%	-3	
	Motion - Protective Order	MP	7	▲	+75.0%	+3	
	Non-Family Abuse Protective Order	AP	6	▼	-50.0%	-6	
	Child In Need of Services	CS	4	▼	-20.0%	-1	
	Capias	CA	3	▲	+50.0%	+1	
	Civil Violation	CI	2	▼	-33.3%	-1	
	Voluntary Continuing Services and Support Agree	VA	1	▼	-50.0%	-1	
	Family Abuse - Protective Order	FP	0	▼	-100.0%	-1	
	Other	OT	0	▼	-100.0%	-2	
	Qualified Residential Treatment	QR	0	▼	-100.0%	-4	
	Relief of Custody	CR	0	▼	-100.0%	-1	
		<b>Total</b>		<b>1,818</b>	▲	<b>3.5%</b>	<b>+61</b>
		<b>GRAND TOTAL</b>		<b>3,467</b>	▼	<b>-1.3%</b>	<b>-47</b>

Filings by Major Case Category\*\*

Category	Summary	Change	% Change	Absolute Change
Adult Criminal	829	▲	-3.3%	-28
Child Dependency	83	▲	+69.4%	+34
Child in Need of Services/Supervision	20	▲	+100.0%	+10

\* Compared to same time period as previous year  
 7/11/2024 12:30:55PM

\*\* Case Type Categories are defined in the 2017 Virginia Judicial Workload Assessment  
 Source: SCV-SQL-Information



**CPSS - JCMS CASELOAD STATISTICS OF THE JUVENILE & DOMESTIC RELATIONS DISTRICT COURTS**  
 January 2024 thru June 2024 Filings (Compared to January 2023 thru June 2023)

Custody and Visitation	844	▼	+1.4%	+12
Delinquency	469	▲	+32.5%	+115
Juvenile Miscellaneous	18	▲	+80.0%	+8
New to Workload Study	2	▼	-33.3%	-1
Other	357	▼	-17.0%	-73
Protective Orders	190	▼	-11.6%	-25
Support	367	▲	-3.9%	-15
Traffic	288	▼	-22.6%	-84
<b>GRAND TOTAL</b>	<b>3,467</b>	▼	-1.3%	-47

2024 Overall GRAND TOTAL		Distribution of Caseload			Change*		Percentage (%) of Caseload		
<b>152</b> 	+35 29.9%	<b>Adult</b>	60	39%	1.7% ▲	+1	<b>Adult</b>	50.4%	39.5%
		<b>Juvenile</b>	92	61%	58.6% ▲	+34	<b>Juvenile</b>	49.6%	60.5%
<b>GRAND TOTAL</b>		<b>152</b>	100%	29.9% ▲	+35	<b>GRAND TOTAL</b>	100%	100%	

**Filings by Division & Code**

Division	Case Type Description	Code	Summary	Change	% Change	Absolute Change
<b>Adult</b>	Civil Support	VS	12	▲	+50.0%	+4
	Misdemeanor	CM	11	▼	-42.1%	-8
	Other	OT	11	▼	-21.4%	-3
	Felony	CF	10	▲	+42.9%	+3
	Show Cause	SC	7	▲	+40.0%	+2
	Family Abuse - Protective Order	FP	4	▲	+100.0%	+2
	Remand Support	RS	3	▲	+200.0%	+2
	Motion - Protective Order	MP	2	▲	-	+2
	Non-Family Abuse Protective Order	AP	0	▼	-100.0%	-2
	Violation of Protective Order	PV	0	▼	-100.0%	-1
Total			<b>60</b>	▲	<b>1.7%</b>	<b>+1</b>
<b>Juvenile</b>	Custody Visitation	CV	49	▲	+14.0%	+6
	Traffic	T	17	▲	+466.7%	+14
	Misdemeanor	DM	13	▲	+85.7%	+6
	Remand Custody	RC	6	▲	+500.0%	+5
	Remand Visitation	RV	6	▲	+500.0%	+5
	Initial Foster Care	IF	1	▲	-	+1
	Felony	DF	0	▼	-100.0%	-1
	Special Immigrant Juvenile Status	SI	0	▼	-100.0%	-2
Total			<b>92</b>	▲	<b>58.6%</b>	<b>+34</b>
<b>GRAND TOTAL</b>			<b>152</b>	▲	<b>29.9%</b>	<b>+35</b>

**Filings by Major Case Category\*\***

Category	Summary	Change	% Change	Absolute Change	
Adult Criminal	24	▼	-22.6%	-7	
Child Dependency	1	▲	-	+1	
Custody and Visitation	49	▲	+14.0%	+6	
Delinquency	13	▼	+62.5%	+5	
New to Workload Study	0	▼	-100.0%	-2	
Other	26	▲	+52.9%	+9	
Protective Orders	6	▲	+50.0%	+2	
Support	16	▲	+77.8%	+7	
Traffic	17	▲	+466.7%	+14	
<b>GRAND TOTAL</b>		<b>152</b>	▲	<b>29.9%</b>	<b>+35</b>

\* Compared to same time period as previous year  
 7/11/2024 12:30:55PM

\*\* Case Type Categories are defined in the 2017 Virginia Judicial Workload Assessment  
 Source: SCV-SQL-Information

2024 Overall GRAND TOTAL		Distribution of Caseload			Change*		Percentage (%) of Caseload		
<b>1,981</b> +3 0.2% 	Adult	923	47%	-6.2% ▼	-61	Adult	2023	2024	
	Juvenile	1,058	53%	6.4% ▲	+64	Juvenile	49.7%	46.6%	
	<b>GRAND TOTAL</b>	<b>1,981</b>	100%	0.2% ▲	+3	<b>GRAND TOTAL</b>	100%	100%	

Filings by Division & Code

Division	Case Type Description	Code	Summary	Change	% Change	Absolute Change	
<b>Adult</b>	Civil Support	VS	257	▼	-7.2%	-20	
	Misdemeanor	CM	170	▼	-7.6%	-14	
	Show Cause	SC	169	▲	+34.1%	+43	
	Other	OT	137	▼	-1.4%	-2	
	Family Abuse - Protective Order	FP	65	▼	-28.6%	-26	
	Capias	CA	48	▼	-27.3%	-18	
	Felony	CF	43	▼	-44.2%	-34	
	Motion - Protective Order	MP	15	▲	+15.4%	+2	
	Protective Order	PC	5	▼	-28.6%	-2	
	Non-Family Abuse Protective Order	AP	4	▲	+300.0%	+3	
	Violation of Protective Order	PV	4	▲	+100.0%	+2	
	Restricted License for Non-Support	SL	3	▲	-	+3	
	Remand Support	RS	2	▲	+100.0%	+1	
	Bond Forfeiture	BF	1	▲	-	+1	
	<b>Total</b>		<b>923</b>	▼	<b>-6.2%</b>	<b>-61</b>	
<b>Juvenile</b>	Custody Visitation	CV	720	▲	+4.8%	+33	
	Misdemeanor	DM	50	▲	+16.3%	+7	
	Abuse and Neglect	AN	47	▲	+9.3%	+4	
	Foster Care Review	FC	37	▲	+37.0%	+10	
	Paternity	PT	36	▲	+2.9%	+1	
	Status	ST	34	▼	-2.9%	-1	
	Traffic	T	30	▲	+20.0%	+5	
	Initial Foster Care	IF	25	▲	+92.3%	+12	
	Permanency Planning	PH	25	▼	-10.7%	-3	
	Temporary Detention Order	TD	12	▲	+200.0%	+8	
	Felony	DF	9	▼	-25.0%	-3	
	Remand Custody	RC	6	▲	+200.0%	+4	
	Remand Visitation	RV	6	▲	+200.0%	+4	
	Special Immigrant Juvenile Status	SI	4	▲	+100.0%	+2	
	Terminate Parental Rights	TP	4	▼	-73.3%	-11	
	Capias	CA	3	▲	-	+3	
	Relief of Custody	CR	2	▼	-75.0%	-6	
	Child In Need of Services	CS	1	↔	-	-	
	Emancipation	EP	1	▲	-	+1	
	Emergency Custody Order	EC	1	▼	-50.0%	-1	
	Mental Commitment	MC	1	▲	-	+1	
	Motion - Protective Order	MP	1	▼	-80.0%	-4	
	Non-Family Abuse Protective Order	AP	1	▼	-50.0%	-1	
	Other	OT	1	↔	-	-	
	Show Cause	SC	1	▲	-	+1	
	Qualified Residential Treatment	QR	0	▼	-100.0%	-1	
	Voluntary Continuing Services and Support Agreements	VA	0	▼	-100.0%	-1	
		<b>Total</b>		<b>1,058</b>	▲	<b>6.4%</b>	<b>+64</b>
		<b>GRAND TOTAL</b>		<b>1,981</b>	▲	<b>0.2%</b>	<b>+3</b>

Filings by Major Case Category\*\*

Category	Summary	Change	% Change	Absolute Change
Adult Criminal	371	▲	-9.5%	-39
Child Dependency	140	▼	+2.9%	+4

\* Compared to same time period as previous year  
 7/11/2024 12:30:55PM

\*\* Case Type Categories are defined in the 2017 Virginia Judicial Workload Assessment  
 Source: SCV-SQL-Information

**CPSS - JCMS CASELOAD STATISTICS OF THE JUVENILE & DOMESTIC RELATIONS DISTRICT COURTS**  
 January 2024 thru June 2024 Filings (Compared to January 2023 thru June 2023)

Child in Need of Services/Supervision	1	↔		0
Custody and Visitation	756	▲	+4.7%	+34
Delinquency	63	▲	+14.5%	+8
Juvenile Miscellaneous	35	▲		0
New to Workload Study	4	▲	+100.0%	+2
Other	166	▲	+9.9%	+15
Protective Orders	86	▲	-23.2%	-26
Support	329	▲		0
Traffic	30	▲	+20.0%	+5
<b>GRAND TOTAL</b>	<b>1,981</b>	▲	0.2%	+3

2024 Overall GRAND TOTAL		Distribution of Caseload		Change*		Percentage (%) of Caseload			
<b>569</b>	-157 -21.6%	<b>Adult</b>	291	51%	-30.2% ▼	-126	<b>Adult</b>	57.4%	51.1%
2024		<b>Juvenile</b>	278	49%	-10.0% ▼	-31	<b>Juvenile</b>	42.6%	48.9%
2023		<b>GRAND TOTAL</b>	<b>569</b>	100%	-21.6% ▼	-157	<b>GRAND TOTAL</b>	100%	100%

Filings by Division & Code

Division	Case Type Description	Code	Summary	Change	% Change	Absolute Change
<b>Adult</b>	Civil Support	VS	75	▼	-41.4%	-53
	Show Cause	SC	71	▼	-6.6%	-5
	Misdemeanor	CM	63	▼	-17.1%	-13
	Other	OT	39	▼	-22.0%	-11
	Felony	CF	14	▼	-54.8%	-17
	Family Abuse - Protective Order	FP	12	▼	-45.5%	-10
	Capias	CA	10	▼	-61.5%	-16
	Violation of Protective Order	PV	4	▲	+33.3%	+1
	Motion - Protective Order	MP	2	↔		-
	Protective Order	PC	1	▲	-	+1
	Non-Family Abuse Protective Order	AP	0	▼	-100.0%	-1
	Restricted License for Non-Support	SL	0	▼	-100.0%	-2
	Total			<b>291</b>	▼	<b>-30.2%</b>
<b>Juvenile</b>	Custody Visitation	CV	166	▼	-17.8%	-36
	Misdemeanor	DM	29	▼	-9.4%	-3
	Felony	DF	15	▲	+25.0%	+3
	Traffic	T	15	▼	-6.3%	-1
	Paternity	PT	9	▲	+80.0%	+4
	Child at Risk	RI	8	▲	+14.3%	+1
	Permanency Planning	PH	7	▲	+40.0%	+2
	Temporary Detention Order	TD	7	▲	+133.3%	+4
	Truancy	TR	6	▼	-14.3%	-1
	Emergency Custody Order	EC	4	▲	+33.3%	+1
	Motion - Protective Order	MP	3	▲	-	+3
	Relief of Custody	CR	2	▼	-50.0%	-2
	Abuse and Neglect	AN	1	▼	-50.0%	-1
	Capias	CA	1	▲	-	+1
	Foster Care Review	FC	1	▼	-66.7%	-2
	Initial Foster Care	IF	1	▼	-50.0%	-1
	Remand Custody	RC	1	↔		-
	Remand Visitation	RV	1	↔		-
	Status	ST	1	▲	-	+1
	Civil Violation	CI	0	▼	-100.0%	-2
	Qualified Residential Treatment	QR	0	▼	-100.0%	-1
Voluntary Continuing Services and Support Agreem	VA	0	▼	-100.0%	-1	
Total			<b>278</b>	▼	<b>-10.0%</b>	<b>-31</b>
<b>GRAND TOTAL</b>			<b>569</b>	▼	<b>-21.6%</b>	<b>-157</b>

Filings by Major Case Category\*\*

Category	Summary	Change	% Change	Absolute Change
Adult Criminal	129	▲	-27.1%	-48
Child Dependency	20	▼	-20.0%	-5
Child in Need of Services/Supervision	6	▼	-14.3%	-1
Custody and Visitation	175	▲	-15.5%	-32
Delinquency	45	▲	+2.3%	+1
Juvenile Miscellaneous	1	▲	-	+1
New to Workload Study	0	▼	-100.0%	-2
Other	52	▲	-10.3%	-6

\* Compared to same time period as previous year  
 7/11/2024 12:30:55PM

\*\* Case Type Categories are defined in the 2017 Virginia Judicial Workload Assessment  
 Source: SCV-SQL-Information

Protective Orders	17	▲	-32.0%	-8
Support	109	▼	-33.9%	-56
Traffic	15	▼	-6.3%	-1
<b>GRAND TOTAL</b>	<b>569</b>	▼	-21.6%	-157

2024 Overall GRAND TOTAL		Distribution of Caseload		Change*		Percentage (%) of Caseload		
<b>704</b>	+138 24.4%	<b>Adult</b>	285 40%	26.7% ▲	+60	<b>Adult</b>	39.8%	40.5%
2024		<b>Juvenile</b>	419 60%	22.9% ▲	+78	<b>Juvenile</b>	60.2%	59.5%
2023		<b>GRAND TOTAL</b>	<b>704</b> 100%	24.4% ▲	+138	<b>GRAND TOTAL</b>	100%	100%

Filings by Division & Code

Division	Case Type Description	Code	Summary	Change	% Change	Absolute Change
<b>Adult</b>	Misdemeanor	CM	68	▲	+51.1%	+23
	Civil Support	VS	64	▲	+18.5%	+10
	Show Cause	SC	53	▲	+55.9%	+19
	Felony	CF	37	▲	+76.2%	+16
	Other	OT	25	▲	+38.9%	+7
	Family Abuse - Protective Order	FP	22	▼	-15.4%	-4
	Motion - Protective Order	MP	9	▲	+50.0%	+3
	Capias	CA	4	▼	-75.0%	-12
	Remand Support	RS	2	▼	-33.3%	-1
	Non-Family Abuse Protective Order	AP	1	↔		-
	Restricted License for Non-Support	SL	0	▼	-100.0%	-1
		<b>Total</b>		<b>285</b>	<b>▲</b>	<b>26.7%</b>
<b>Juvenile</b>	Custody Visitation	CV	225	▲	+6.6%	+14
	Abuse and Neglect	AN	52	▲	+44.4%	+16
	Permanency Planning	PH	36	▲	+350.0%	+28
	Initial Foster Care	IF	17	▲	+142.9%	+10
	Misdemeanor	DM	16	▲	+100.0%	+8
	Foster Care Review	FC	15	▲	+25.0%	+3
	Terminate Parental Rights	TP	12	▲	-	+12
	Traffic	T	11	▲	+10.0%	+1
	Paternity	PT	8	↔		-
	Remand Custody	RC	7	▼	-36.4%	-4
	Remand Visitation	RV	7	▼	-22.2%	-2
	Motion - Protective Order	MP	3	▲	-	+3
	Felony	DF	2	▼	-84.6%	-11
	Voluntary Continuing Services and Support Agree	VA	2	▲	-	+2
	Capias	CA	1	▲	-	+1
	Child In Need of Services	CS	1	↔		-
	Emergency Custody Order	EC	1	▼	-50.0%	-1
	Non-Family Abuse Protective Order	AP	1	↔		-
	Show Cause	SC	1	▲	-	+1
	Temporary Detention Order	TD	1	↔		-
	Child at Risk	RI	0	▼	-100.0%	-1
	Relief of Custody	CR	0	▼	-100.0%	-1
	Status	ST	0	▼	-100.0%	-1
		<b>Total</b>		<b>419</b>	<b>▲</b>	<b>22.9%</b>
<b>GRAND TOTAL</b>			<b>704</b>	<b>▲</b>	<b>24.4%</b>	<b>+138</b>

Filings by Major Case Category\*\*

Category	Summary	Change	% Change	Absolute Change
Adult Criminal	146	▲	+36.4%	+39
Child Dependency	134	▲	+106.2%	+69
Child in Need of Services/Supervision	1	↔		0
Custody and Visitation	233	▲	+6.4%	+14
Delinquency	20	▲	-4.8%	-1
Juvenile Miscellaneous	0	▼	-100.0%	-1
Other	43	▼	-2.3%	-1
Protective Orders	36	▲	+5.9%	+2

\* Compared to same time period as previous year  
 7/11/2024 12:30:55PM

\*\* Case Type Categories are defined in the 2017 Virginia Judicial Workload Assessment  
 Source: SCV-SQL-Information

**CPSS - JCMS CASELOAD STATISTICS OF THE JUVENILE & DOMESTIC RELATIONS DISTRICT COURTS**  
January 2024 thru June 2024 Filings (Compared to January 2023 thru June 2023)

**Patrick**

District: 21 FIPS: 141

Support	80	▼	+25.0%	+16
Traffic	11	▲	+10.0%	+1
<b>GRAND TOTAL</b>	<b>704</b>	▲	24.4%	+138



2024 Overall GRAND TOTAL		Distribution of Caseload			Change*		Percentage (%) of Caseload		
<b>1,906</b>	-95 -4.7%	<b>Adult</b>	1,236	65%	-9.5% ▼	-130	<b>Adult</b>	2023 68.3%	2024 64.8%
2024		<b>Juvenile</b>	670	35%	5.5% ▲	+35	<b>Juvenile</b>	31.7%	35.2%
2023		<b>GRAND TOTAL</b>	<b>1,906</b>	100%	-4.7% ▼	-95	<b>GRAND TOTAL</b>	100%	100%

Filings by Division & Code

Division	Case Type Description	Code	Summary	Change	% Change	Absolute Change	
<b>Adult</b>	Misdemeanor	CM	336	▼	-10.6%	-40	
	Other	OT	272	▼	-4.2%	-12	
	Capias	CA	177	▲	+2.3%	+4	
	Show Cause	SC	162	▼	-23.2%	-49	
	Civil Support	VS	157	▼	-9.2%	-16	
	Felony	CF	74	▲	+12.1%	+8	
	Family Abuse - Protective Order	FP	47	▼	-35.6%	-26	
	Non-Family Abuse Protective Order	AP	7	▲	+40.0%	+2	
	Motion - Protective Order	MP	2	▲	+100.0%	+1	
	Violation of Protective Order	PV	2	↔		-	
	Restricted License for Non-Support	SL	0	▼	-100.0%	-2	
		<b>Total</b>		<b>1,236</b>	▼	<b>-9.5%</b>	<b>-130</b>
<b>Juvenile</b>	Custody Visitation	CV	295	▲	+10.5%	+28	
	Misdemeanor	DM	104	▼	-8.0%	-9	
	Truancy	TR	68	▲	+33.3%	+17	
	Felony	DF	55	▼	-8.3%	-5	
	Status	ST	29	▼	-25.6%	-10	
	Permanency Planning	PH	18	▲	+12.5%	+2	
	Traffic	T	14	▼	-17.6%	-3	
	Paternity	PT	13	▲	+8.3%	+1	
	Abuse and Neglect	AN	12	▲	+1,100.0%	+11	
	Foster Care Review	FC	11	▼	-21.4%	-3	
	Non-Family Abuse Protective Order	AP	10	▲	+100.0%	+5	
	Child In Need of Services	CS	9	↔		-	
	Initial Foster Care	IF	6	↔		-	
	Other	OT	5	▲	-	+5	
	Civil Violation	CI	4	▲	-	+4	
	Temporary Detention Order	TD	4	▼	-33.3%	-2	
	Terminate Parental Rights	TP	4	▼	-20.0%	-1	
	Entrustment	ET	3	▲	-	+3	
	Mental Commitment	MC	2	▼	-80.0%	-8	
	Emancipation	EP	1	▲	-	+1	
	Emergency Custody Order	EC	1	▼	-50.0%	-1	
	Special Immigrant Juvenile Status	SI	1	▲	-	+1	
	Voluntary Continuing Services and Support Agreem	VA	1	↔		-	
	Relief of Custody	CR	0	▼	-100.0%	-1	
		<b>Total</b>		<b>670</b>	▲	<b>5.5%</b>	<b>+35</b>
		<b>GRAND TOTAL</b>		<b>1,906</b>	▼	<b>-4.7%</b>	<b>-95</b>

Filings by Major Case Category\*\*

Category	Summary	Change	% Change	Absolute Change
Adult Criminal	723	▼	-10.2%	-82
Child Dependency	55	▲	+25.0%	+11
Child in Need of Services/Supervision	77	▲	+28.3%	+17
Custody and Visitation	308	▲	+10.4%	+29
Delinquency	159	▼	-8.1%	-14
Juvenile Miscellaneous	30	▲	-23.1%	-9
New to Workload Study	5	▲	-	+5

\* Compared to same time period as previous year  
 7/11/2024 12:30:55PM

\*\* Case Type Categories are defined in the 2017 Virginia Judicial Workload Assessment  
 Source: SCV-SQL-Information

**CPSS - JCMS CASELOAD STATISTICS OF THE JUVENILE & DOMESTIC RELATIONS DISTRICT COURTS**  
 January 2024 thru June 2024 Filings (Compared to January 2023 thru June 2023)

**Danville**

District: 22 FIPS: 590

Other	284	▲	-6.0%	-18
Protective Orders	66	▲	-21.4%	-18
Support	185	▼	-6.6%	-13
Traffic	14	▼	-17.6%	-3
<b>GRAND TOTAL</b>	<b>1,906</b>	▼	-4.7%	-95

2024 Overall GRAND TOTAL		Distribution of Caseload		Change*		Percentage (%) of Caseload			
<b>1,874</b>	-252 -11.9%	<b>Adult</b>	826	44%	5.4% ▲	+42	<b>Adult</b>	36.9%	44.1%
2024		<b>Juvenile</b>	1,048	56%	-21.9% ▼	-294	<b>Juvenile</b>	63.1%	55.9%
2023		<b>GRAND TOTAL</b>	<b>1,874</b>	100%	-11.9% ▼	-252	<b>GRAND TOTAL</b>	100%	100%

**Filings by Division & Code**

Division	Case Type Description	Code	Summary	Change	% Change	Absolute Change	
<b>Adult</b>	Misdemeanor	CM	214	▲	+36.3%	+57	
	Civil Support	VS	200	▲	+3.6%	+7	
	Other	OT	145	▼	-7.6%	-12	
	Show Cause	SC	115	▲	+13.9%	+14	
	Family Abuse - Protective Order	FP	68	▲	+51.1%	+23	
	Felony	CF	25	▼	-16.7%	-5	
	Capias	CA	24	▼	-31.4%	-11	
	Non-Family Abuse Protective Order	AP	22	▼	-40.5%	-15	
	Motion - Protective Order	MP	5	▼	-58.3%	-7	
	Violation of Protective Order	PV	5	▲	+66.7%	+2	
	Remand Support	RS	3	▼	-76.9%	-10	
	Bond Forfeiture	BF	0	▼	-100.0%	-1	
		<b>Total</b>		<b>826</b>	▲	<b>5.4%</b>	<b>+42</b>
<b>Juvenile</b>	Custody Visitation	CV	557	▼	-21.2%	-150	
	Misdemeanor	DM	159	▼	-0.6%	-1	
	Abuse and Neglect	AN	92	▲	+15.0%	+12	
	Status	ST	31	▲	-18.4%	-7	
	Motion - Protective Order	MP	28	▼	-6.7%	-2	
	Permanency Planning	PH	28	▲	+100.0%	+14	
	Foster Care Review	FC	21	▼	-30.0%	-9	
	Traffic	T	20	▼	-23.1%	-6	
	Felony	DF	17	▼	-29.2%	-7	
	Remand Visitation	RV	17	▼	-67.9%	-36	
	Child In Need of Services	CS	15	▼	-54.5%	-18	
	Remand Custody	RC	15	▼	-75.4%	-46	
	Truancy	TR	13	▼	-48.0%	-12	
	Initial Foster Care	IF	12	▼	-45.5%	-10	
	Relief of Custody	CR	8	▲	+700.0%	+7	
	Paternity	PT	6	▼	-68.4%	-13	
	Terminate Parental Rights	TP	4	↔	-	-	
	Non-Family Abuse Protective Order	AP	2	▲	-	+2	
	Capias	CA	1	▲	-	+1	
	Civil Violation	CI	1	↔	-	-	
	Special Immigrant Juvenile Status	SI	1	▲	-	+1	
	Emergency Custody Order	EC	0	▼	-100.0%	-1	
	Entrustment	ET	0	▼	-100.0%	-4	
	Qualified Residential Treatment	QR	0	▼	-100.0%	-5	
	Voluntary Continuing Services and Support Agreem	VA	0	▼	-100.0%	-4	
		<b>Total</b>		<b>1,048</b>	▼	<b>-21.9%</b>	<b>-294</b>
	<b>GRAND TOTAL</b>			<b>1,874</b>	▼	<b>-11.9%</b>	<b>-252</b>

**Filings by Major Case Category\*\***

Category	Summary	Change	% Change	Absolute Change
Adult Criminal	312	▼	+5.8%	+17
Child Dependency	165	▲	+0.6%	+1
Child in Need of Services/Supervision	28	▼	-51.7%	-30
Custody and Visitation	563	▼	-22.5%	-163
Delinquency	177	▲	-3.8%	-7

\* Compared to same time period as previous year  
 7/11/2024 12:30:55PM

\*\* Case Type Categories are defined in the 2017 Virginia Judicial Workload Assessment  
 Source: SCV-SQL-Information

Juvenile Miscellaneous	31	▲	-18.4%	-7
New to Workload Study	2	▲	+100.0%	+1
Other	180	▼	-36.8%	-105
Protective Orders	125	▲	+0.8%	+1
Support	271	▲	+20.4%	+46
Traffic	20	▼	-23.1%	-6
<b>GRAND TOTAL</b>	<b>1,874</b>	▼	-11.9%	-252

2024 Overall GRAND TOTAL		Distribution of Caseload		Change*		Percentage (%) of Caseload			
<b>1,843</b> +27 1.5% 		<b>Adult</b>	886	48%	15.4% ▲	+118	<b>Adult</b>	42.3%	48.1%
		<b>Juvenile</b>	957	52%	-8.7% ▼	-91	<b>Juvenile</b>	57.7%	51.9%
		<b>GRAND TOTAL</b>	<b>1,843</b>	100%	1.5% ▲	+27	<b>GRAND TOTAL</b>	100%	100%

Filings by Division & Code

Division	Case Type Description	Code	Summary	Change	% Change	Absolute Change	
<b>Adult</b>	Civil Support	VS	248	▲	+28.5%	+55	
	Misdemeanor	CM	205	▼	-8.1%	-18	
	Show Cause	SC	148	▲	+78.3%	+65	
	Other	OT	144	▲	-2.0%	-3	
	Family Abuse - Protective Order	FP	63	▼	-14.9%	-11	
	Capias	CA	28	▲	+55.6%	+10	
	Felony	CF	26	▲	+62.5%	+10	
	Motion - Protective Order	MP	9	↔		-	
	Violation of Protective Order	PV	8	▲	+700.0%	+7	
	Non-Family Abuse Protective Order	AP	4	▲	+100.0%	+2	
	Violation Family Abuse Protective Order	PS	2	▲	-	+2	
	Remand Support	RS	1	▼	-50.0%	-1	
	<b>Total</b>		<b>886</b>	▲	<b>15.4%</b>	<b>+118</b>	
<b>Juvenile</b>	Custody Visitation	CV	647	▼	-11.9%	-87	
	Misdemeanor	DM	58	▲	+9.4%	+5	
	Abuse and Neglect	AN	35	▲	+29.6%	+8	
	Permanency Planning	PH	27	↔		-	
	Traffic	T	24	▼	-40.0%	-16	
	Voluntary Continuing Services and Support Agreen	VA	21	▲	+162.5%	+13	
	Child at Risk	RI	20	▲	+33.3%	+5	
	Foster Care Review	FC	20	▲	+17.6%	+3	
	Paternity	PT	18	▲	+100.0%	+9	
	Child In Need of Services	CS	17	▼	-34.6%	-9	
	Initial Foster Care	IF	16	▲	+33.3%	+4	
	Felony	DF	12	▼	-14.3%	-2	
	Status	ST	9	▼	-10.0%	-1	
	Truancy	TR	8	▼	-20.0%	-2	
	Terminate Parental Rights	TP	6	↔		-	
	Non-Family Abuse Protective Order	AP	5	▲	+150.0%	+3	
	Temporary Detention Order	TD	5	▼	-37.5%	-3	
	Relief of Custody	CR	3	▲	+50.0%	+1	
	Emergency Custody Order	EC	2	▼	-33.3%	-1	
	Motion - Protective Order	MP	2	▼	-75.0%	-6	
	Civil Violation	CI	1	▼	-66.7%	-2	
	Emancipation	EP	1	▲	-	+1	
	Family Abuse - Protective Order	FP	0	▼	-100.0%	-2	
	Qualified Residential Treatment	QR	0	▼	-100.0%	-5	
	Remand Custody	RC	0	▼	-100.0%	-2	
	Remand Visitation	RV	0	▼	-100.0%	-2	
	Show Cause	SC	0	▼	-100.0%	-3	
		<b>Total</b>		<b>957</b>	▼	<b>-8.7%</b>	<b>-91</b>
		<b>GRAND TOTAL</b>		<b>1,843</b>	▲	<b>1.5%</b>	<b>+27</b>

Filings by Major Case Category\*\*

Category	Summary	Change	% Change	Absolute Change
Adult Criminal	400	▲	+20.5%	+68
Child Dependency	148	▲	+24.4%	+29
Child in Need of Services/Supervision	25	▼	-30.6%	-11
Custody and Visitation	665	▲	-10.5%	-78

\* Compared to same time period as previous year  
 7/11/2024 12:30:55PM

\*\* Case Type Categories are defined in the 2017 Virginia Judicial Workload Assessment  
 Source: SCV-SQL-Information

Delinquency	70	▼		0
Juvenile Miscellaneous	10	▲		0
New to Workload Study	1	▼	-66.7%	-2
Other	152	▼	-7.3%	-12
Protective Orders	83	▲	-14.4%	-14
Support	265	▲	+31.2%	+63
Traffic	24	▼	-40.0%	-16
<b>GRAND TOTAL</b>	<b>1,843</b>	▲	1.5%	+27

2024 Overall GRAND TOTAL		Distribution of Caseload			Change*		Percentage (%) of Caseload		
<b>4,693</b> -292 -5.9% 		<b>Adult</b>	2,108	45%	-9.2% ▼	-214	<b>Adult</b>	46.6%	44.9%
		<b>Juvenile</b>	2,585	55%	-2.9% ▼	-78	<b>Juvenile</b>	53.4%	55.1%
		<b>GRAND TOTAL</b>	<b>4,693</b>	100%	-5.9% ▼	-292	<b>GRAND TOTAL</b>	100%	100%

Filings by Division & Code

Division	Case Type Description	Code	Summary	Change	% Change	Absolute Change
<b>Adult</b>	Misdemeanor	CM	560	▼	-15.4%	-102
	Civil Support	VS	447	▼	-2.6%	-12
	Other	OT	414	▼	-10.6%	-49
	Show Cause	SC	288	▲	+1.4%	+4
	Family Abuse - Protective Order	FP	220	▼	-17.9%	-48
	Felony	CF	92	▲	+27.8%	+20
	Motion - Protective Order	MP	26	▲	+44.4%	+8
	Non-Family Abuse Protective Order	AP	16	▼	-63.6%	-28
	Capias	CA	14	▼	-48.1%	-13
	Violation of Protective Order	PV	13	▼	-31.6%	-6
	Remand Support	RS	11	▲	+83.3%	+5
	Restricted License for Non-Support	SL	5	▲	-	+5
	Bond Forfeiture	BF	1	▲	-	+1
	Violation Family Abuse Protective Order	PS	1	▲	-	+1
	<b>Total</b>		<b>2,108</b>	▼	<b>-9.2%</b>	<b>-214</b>
<b>Juvenile</b>	Custody Visitation	CV	1,350	▼	-13.3%	-207
	Misdemeanor	DM	207	▲	+12.5%	+23
	Abuse and Neglect	AN	132	▼	-7.0%	-10
	Permanency Planning	PH	112	▼	-9.7%	-12
	Truancy	TR	98	▲	+38.0%	+27
	Foster Care Review	FC	78	▼	-16.1%	-15
	Traffic	T	77	▲	+24.2%	+15
	Temporary Detention Order	TD	64	▲	+64.1%	+25
	Initial Foster Care	IF	58	▲	+38.1%	+16
	Terminate Parental Rights	TP	58	▲	+3.6%	+2
	Status	ST	45	▲	+462.5%	+37
	Special Immigrant Juvenile Status	SI	44	▲	+1,366.7%	+41
	Felony	DF	42	▼	-33.3%	-21
	Motion - Protective Order	MP	40	▼	-38.5%	-25
	Mental Commitment	MC	38	▲	+46.2%	+12
	Relief of Custody	CR	25	▲	+400.0%	+20
	Remand Custody	RC	21	▲	+90.9%	+10
	Paternity	PT	20	▼	-13.0%	-3
	Remand Visitation	RV	17	▲	+88.9%	+8
	Emergency Custody Order	EC	14	▲	+133.3%	+8
	Non-Family Abuse Protective Order	AP	14	▼	-48.1%	-13
	Child In Need of Services	CS	12	▲	+33.3%	+3
	Entrustment	ET	5	▼	-16.7%	-1
	Family Abuse - Protective Order	FP	4	▲	+300.0%	+3
	Capias	CA	3	▼	-57.1%	-4
	Voluntary Continuing Services and Support Agree	VA	3	▼	-62.5%	-5
	Civil Violation	CI	1	▲	-	+1
	Other	OT	1	▲	-	-
	Restoration of Parental Rights	RR	1	▲	-	+1
	Restricted Operators License	RL	1	▲	-	+1
	Child at Risk	RI	0	▼	-100.0%	-2
	Emancipation	EP	0	▼	-100.0%	-3
	Juvenile Support	JS	0	▼	-100.0%	-1
	Qualified Residential Treatment	QR	0	▼	-100.0%	-9
	<b>Total</b>		<b>2,585</b>	▼	<b>-2.9%</b>	<b>-78</b>
	<b>GRAND TOTAL</b>		<b>4,693</b>	▼	<b>-5.9%</b>	<b>-292</b>

\* Compared to same time period as previous year  
 7/11/2024 12:30:55PM

\*\* Case Type Categories are defined in the 2017 Virginia Judicial Workload Assessment  
 Source: SCV-SQL-Information

Filings by Major Case Category\*\*

Category	Summary	Change	% Change	Absolute Change
Adult Criminal	822	▲	-9.7%	-88
Child Dependency	471	▲	-3.3%	-16
Child in Need of Services/Supervision	110	▲	+37.5%	+30
Custody and Visitation	1,370	▼	-13.3%	-210
Delinquency	252	▼	-0.8%	-2
Juvenile Miscellaneous	46	▲	+318.2%	+35
New to Workload Study	45	▲	+1,400.0%	+42
Other	580	▲	+3.4%	+19
Protective Orders	320	▲	-24.3%	-103
Support	599	▲	-2.4%	-15
Traffic	78	▲	+25.8%	+16
<b>GRAND TOTAL</b>	<b>4,693</b>	▼	-5.9%	-292

\* Compared to same time period as previous year  
 7/11/2024 12:30:55PM

\*\* Case Type Categories are defined in the 2017 Virginia Judicial Workload Assessment  
 Source: SCV-SQL-Information



2024 Overall GRAND TOTAL	Distribution of Caseload	Change*	Percentage (%) of Caseload																											
<b>2,386</b> +6 0.3% 	<table border="1"> <tr> <td>Adult</td> <td>941</td> <td>39%</td> <td>-12.2% ▼</td> <td>-131</td> </tr> <tr> <td>Juvenile</td> <td>1,445</td> <td>61%</td> <td>10.5% ▲</td> <td>+137</td> </tr> <tr> <td><b>GRAND TOTAL</b></td> <td><b>2,386</b></td> <td>100%</td> <td>0.3% ▲</td> <td>+6</td> </tr> </table>	Adult	941	39%	-12.2% ▼	-131	Juvenile	1,445	61%	10.5% ▲	+137	<b>GRAND TOTAL</b>	<b>2,386</b>	100%	0.3% ▲	+6		<table border="1"> <tr> <td></td> <td>2023</td> <td>2024</td> </tr> <tr> <td>Adult</td> <td>45.0%</td> <td>39.4%</td> </tr> <tr> <td>Juvenile</td> <td>55.0%</td> <td>60.6%</td> </tr> <tr> <td><b>GRAND TOTAL</b></td> <td>100%</td> <td>100%</td> </tr> </table>		2023	2024	Adult	45.0%	39.4%	Juvenile	55.0%	60.6%	<b>GRAND TOTAL</b>	100%	100%
Adult	941	39%	-12.2% ▼	-131																										
Juvenile	1,445	61%	10.5% ▲	+137																										
<b>GRAND TOTAL</b>	<b>2,386</b>	100%	0.3% ▲	+6																										
	2023	2024																												
Adult	45.0%	39.4%																												
Juvenile	55.0%	60.6%																												
<b>GRAND TOTAL</b>	100%	100%																												

**Filings by Division & Code**

Division	Case Type Description	Code	Summary	Change	% Change	Absolute Change
<b>Adult</b>	Civil Support	VS	231	▲	+14.9%	+30
	Misdemeanor	CM	203	▼	-34.7%	-108
	Show Cause	SC	170	▲	+32.8%	+42
	Other	OT	140	▼	-34.3%	-73
	Family Abuse - Protective Order	FP	99	▲	+15.1%	+13
	Felony	CF	41	▼	-38.8%	-26
	Remand Support	RS	16	▼	-42.9%	-12
	Capias	CA	13	▼	-13.3%	-2
	Motion - Protective Order	MP	13	▲	+160.0%	+8
	Non-Family Abuse Protective Order	AP	13	▼	-18.8%	-3
	Restricted License for Non-Support	SL	1	▲	-	+1
	Violation of Protective Order	PV	1	▼	-50.0%	-1
		<b>Total</b>		<b>941</b>	▼	<b>-12.2%</b>
<b>Juvenile</b>	Custody Visitation	CV	758	▲	+26.1%	+157
	Misdemeanor	DM	149	▼	-5.7%	-9
	Status	ST	91	▲	+15.2%	+12
	Abuse and Neglect	AN	76	▼	-12.6%	-11
	Traffic	T	74	▼	-15.9%	-14
	Permanency Planning	PH	51	▼	-12.1%	-7
	Felony	DF	38	▲	+58.3%	+14
	Truancy	TR	32	▲	+45.5%	+10
	Initial Foster Care	IF	25	▲	+47.1%	+8
	Foster Care Review	FC	22	▼	-26.7%	-8
	Terminate Parental Rights	TP	22	▲	+69.2%	+9
	Voluntary Continuing Services and Support Agreen	VA	19	▲	+46.2%	+6
	Child In Need of Services	CS	14	▲	+1,300.0%	+13
	Motion - Protective Order	MP	14	▼	-30.0%	-6
	Paternity	PT	13	▲	+62.5%	+5
	Non-Family Abuse Protective Order	AP	12	▲	+100.0%	+6
	Remand Custody	RC	11	▼	-75.6%	-34
	Temporary Detention Order	TD	7	▼	-30.0%	-3
	Special Immigrant Juvenile Status	SI	6	▲	-	+6
	Relief of Custody	CR	5	▼	-44.4%	-4
	Civil Violation	CI	3	▼	-40.0%	-2
	Entrustment	ET	2	↔	-	-
	Capias	CA	1	▼	-75.0%	-3
	Emancipation	EP	0	▼	-100.0%	-1
	Emergency Custody Order	EC	0	▼	-100.0%	-2
	Qualified Residential Treatment	QR	0	▼	-100.0%	-3
	Remand Visitation	RV	0	▼	-100.0%	-2
		<b>Total</b>		<b>1,445</b>	▲	<b>10.5%</b>
	<b>GRAND TOTAL</b>		<b>2,386</b>	▲	<b>0.3%</b>	<b>+6</b>

**Filings by Major Case Category\*\***

Category	Summary	Change	% Change	Absolute Change
Adult Criminal	344	▼	-27.4%	-130
Child Dependency	222	▼	-4.3%	-10
Child in Need of Services/Supervision	46	▲	+100.0%	+23
Custody and Visitation	771	▲	+26.6%	+162

\* Compared to same time period as previous year  
 7/11/2024 12:30:55PM

\*\* Case Type Categories are defined in the 2017 Virginia Judicial Workload Assessment  
 Source: SCV-SQL-Information

Delinquency	188	▼	+1.1%	+2
Juvenile Miscellaneous	91	▲	+13.8%	+11
New to Workload Study	9	▲	+80.0%	+4
Other	174	▼	-42.0%	-126
Protective Orders	151	▲	+13.5%	+18
Support	316	▲	+26.4%	+66
Traffic	74	▼	-15.9%	-14
<b>GRAND TOTAL</b>	<b>2,386</b>	▲	0.3%	+6

2024 Overall GRAND TOTAL		Distribution of Caseload		Change*		Percentage (%) of Caseload			
<b>829</b> -48 -5.5% 		<b>Adult</b>	366	44%	-2.9% ▼	-11	<b>Adult</b>	43.0%	44.1%
		<b>Juvenile</b>	463	56%	-7.4% ▼	-37	<b>Juvenile</b>	57.0%	55.9%
		<b>GRAND TOTAL</b>	<b>829</b>	100%	-5.5% ▼	-48	<b>GRAND TOTAL</b>	100%	100%

Filings by Division & Code

Division	Case Type Description	Code	Summary	Change	% Change	Absolute Change
<b>Adult</b>	Misdemeanor	CM	112	▲	+19.1%	+18
	Civil Support	VS	74	▼	-10.8%	-9
	Other	OT	61	▼	-1.6%	-1
	Show Cause	SC	40	▼	-18.4%	-9
	Family Abuse - Protective Order	FP	30	▲	+15.4%	+4
	Felony	CF	22	▼	-37.1%	-13
	Capias	CA	19	▼	+18.8%	+3
	Remand Support	RS	4	▼	-33.3%	-2
	Motion - Protective Order	MP	3	▼	-40.0%	-2
	Violation of Protective Order	PV	1	↔		-
	<b>Total</b>		<b>366</b>	▼	<b>-2.9%</b>	<b>-11</b>
<b>Juvenile</b>	Custody Visitation	CV	196	▲	+3.2%	+6
	Misdemeanor	DM	65	▼	-12.2%	-9
	Traffic	T	41	▼	-26.8%	-15
	Abuse and Neglect	AN	27	▲	+28.6%	+6
	Status	ST	23	▼	-8.0%	-2
	Felony	DF	19	▲	+72.7%	+8
	Mental Commitment	MC	19	▼	-36.7%	-11
	Foster Care Review	FC	16	▲	+100.0%	+8
	Initial Foster Care	IF	9	▲	+50.0%	+3
	Motion - Protective Order	MP	7	▼	-22.2%	-2
	Permanency Planning	PH	7	▼	-61.1%	-11
	Temporary Detention Order	TD	7	▲	+40.0%	+2
	Remand Custody	RC	6	▼	-14.3%	-1
	Remand Visitation	RV	6	▼	-14.3%	-1
	Voluntary Continuing Services and Support Agree	VA	6	▼	-45.5%	-5
	Paternity	PT	4	▲	+100.0%	+2
	Relief of Custody	CR	2	▲	-	+2
	Child In Need of Services	CS	1	▲	-	+1
	Emergency Custody Order	EC	1	▼	-50.0%	-1
	Non-Family Abuse Protective Order	AP	1	▼	-50.0%	-1
	Entrustment	ET	0	▼	-100.0%	-7
	Other	OT	0	▼	-100.0%	-1
	Qualified Residential Treatment	QR	0	▼	-100.0%	-2
	Show Cause	SC	0	▼	-100.0%	-2
	Terminate Parental Rights	TP	0	▼	-100.0%	-2
Truancy	TR	0	▼	-100.0%	-2	
	<b>Total</b>		<b>463</b>	▼	<b>-7.4%</b>	<b>-37</b>
	<b>GRAND TOTAL</b>		<b>829</b>	▼	<b>-5.5%</b>	<b>-48</b>

Filings by Major Case Category\*\*

Category	Summary	Change	% Change	Absolute Change
Adult Criminal	182	▼	+1.1%	+2
Child Dependency	67	▲	-10.7%	-8
Child in Need of Services/Supervision	1	▲	-50.0%	-1
Custody and Visitation	200	▲	+4.2%	+8
Delinquency	84	▼	-3.4%	-3
Juvenile Miscellaneous	23	▼	-8.0%	-2

\* Compared to same time period as previous year  
 7/11/2024 12:30:55PM

\*\* Case Type Categories are defined in the 2017 Virginia Judicial Workload Assessment  
 Source: SCV-SQL-Information

**CPSS - JCMS CASELOAD STATISTICS OF THE JUVENILE & DOMESTIC RELATIONS DISTRICT COURTS**  
 January 2024 thru June 2024 Filings (Compared to January 2023 thru June 2023)

Other	104	▼	-13.3%	-16
Protective Orders	41	▼	-2.4%	-1
Support	86	▼	-12.2%	-12
Traffic	41	▼	-26.8%	-15
<b>GRAND TOTAL</b>	<b>829</b>	▼	-5.5%	-48

\* Compared to same time period as previous year  
 7/11/2024 12:30:55PM

\*\* Case Type Categories are defined in the 2017 Virginia Judicial Workload Assessment  
 Source: SCV-SQL-Information

2024 Overall GRAND TOTAL		Distribution of Caseload			Change*		Percentage (%) of Caseload		
	<b>1,215</b>	<b>Adult</b>	608	50%	6.9% ▲	+39	<b>Adult</b>	51.0%	50.0%
		<b>Juvenile</b>	607	50%	11.2% ▲	+61	<b>Juvenile</b>	49.0%	50.0%
		<b>GRAND TOTAL</b>	<b>1,215</b>	100%	9.0% ▲	+100	<b>GRAND TOTAL</b>	100%	100%

Filings by Division & Code

Division	Case Type Description	Code	Summary	Change	% Change	Absolute Change
<b>Adult</b>	Misdemeanor	CM	121	▲	+0.8%	+1
	Civil Support	VS	115	▼	-3.4%	-4
	Show Cause	SC	107	▲	+11.5%	+11
	Other	OT	95	▼	-2.1%	-2
	Felony	CF	69	▲	+165.4%	+43
	Family Abuse - Protective Order	FP	56	▼	-5.1%	-3
	Motion - Protective Order	MP	17	▼	-22.7%	-5
	Capias	CA	13	▼	-18.8%	-3
	Remand Support	RS	6	▲	-	+6
	Violation of Protective Order	PV	6	▼	-33.3%	-3
	Non-Family Abuse Protective Order	AP	3	▼	-40.0%	-2
	<b>Total</b>		<b>608</b>	<b>▲</b>	<b>6.9%</b>	<b>+39</b>
<b>Juvenile</b>	Custody Visitation	CV	383	▲	+16.8%	+55
	Traffic	T	47	▲	+20.5%	+8
	Misdemeanor	DM	40	▲	+25.0%	+8
	Truancy	TR	27	▲	+68.8%	+11
	Abuse and Neglect	AN	19	▼	-55.8%	-24
	Paternity	PT	11	▼	-26.7%	-4
	Temporary Detention Order	TD	10	▲	+42.9%	+3
	Child In Need of Services	CS	9	▲	+125.0%	+5
	Remand Custody	RC	9	▲	+50.0%	+3
	Remand Visitation	RV	9	▲	-	+9
	Foster Care Review	FC	8	▼	-20.0%	-2
	Permanency Planning	PH	8	▼	-11.1%	-1
	Entrustment	ET	5	▲	-	+5
	Felony	DF	4	▼	-69.2%	-9
	Initial Foster Care	IF	4	↔	-	-
	Non-Family Abuse Protective Order	AP	4	↔	-	-
	Status	ST	4	▲	-42.9%	-3
	Motion - Protective Order	MP	3	▲	+50.0%	+1
	Special Immigrant Juvenile Status	SI	1	▲	-	+1
	Terminate Parental Rights	TP	1	▲	-	+1
	Voluntary Continuing Services and Support Agreem	VA	1	▲	-	+1
	Child at Risk	RI	0	▼	-100.0%	-2
	Emancipation	EP	0	▼	-100.0%	-1
	Emergency Custody Order	EC	0	▼	-100.0%	-3
	Other	OT	0	▼	-100.0%	-1
		<b>Total</b>		<b>607</b>	<b>▲</b>	<b>11.2%</b>
<b>GRAND TOTAL</b>			<b>1,215</b>	<b>▲</b>	<b>9.0%</b>	<b>+100</b>

Filings by Major Case Category\*\*

Category	Summary	Change	% Change	Absolute Change
Adult Criminal	275	▲	+10.0%	+25
Child Dependency	46	▲	-32.4%	-22
Child in Need of Services/Supervision	36	▲	+80.0%	+16
Custody and Visitation	394	▼	+14.9%	+51
Delinquency	44	▼	-2.2%	-1
Juvenile Miscellaneous	4	▲	-50.0%	-4

\* Compared to same time period as previous year  
 7/11/2024 12:30:55PM

\*\* Case Type Categories are defined in the 2017 Virginia Judicial Workload Assessment  
 Source: SCV-SQL-Information

**CPSS - JCMS CASELOAD STATISTICS OF THE JUVENILE & DOMESTIC RELATIONS DISTRICT COURTS**  
 January 2024 thru June 2024 Filings (Compared to January 2023 thru June 2023)

New to Workload Study	1	▲	-	+1
Other	129	▲	+13.2%	+15
Protective Orders	83	▼	-9.8%	-9
Support	156	▲	+14.7%	+20
Traffic	47	▲	+20.5%	+8
<b>GRAND TOTAL</b>	<b>1,215</b>	▲	9.0%	+100

2024 Overall GRAND TOTAL		Distribution of Caseload		Change*		Percentage (%) of Caseload			
<b>2,269</b>	-225 -9.0%	<b>Adult</b>	975	43%	-8.1% ▼	-86	<b>Adult</b>	42.5%	43.0%
2024		<b>Juvenile</b>	1,294	57%	-9.7% ▼	-139	<b>Juvenile</b>	57.5%	57.0%
2023		<b>GRAND TOTAL</b>	<b>2,269</b>	100%	-9.0% ▼	-225	<b>GRAND TOTAL</b>	100%	100%

Filings by Division & Code

Division	Case Type Description	Code	Summary	Change	% Change	Absolute Change	
<b>Adult</b>	Civil Support	VS	265	▲	+2.7%	+7	
	Show Cause	SC	188	▲	+27.9%	+41	
	Misdemeanor	CM	178	▼	-4.3%	-8	
	Other	OT	106	▼	-10.9%	-13	
	Family Abuse - Protective Order	FP	83	▼	-16.2%	-16	
	Felony	CF	38	▼	-74.1%	-109	
	Motion - Protective Order	MP	37	▲	+117.6%	+20	
	Capias	CA	36	▼	-25.0%	-12	
	Remand Support	RS	28	▲	+7.7%	+2	
	Violation of Protective Order	PV	12	▲	+50.0%	+4	
	Non-Family Abuse Protective Order	AP	2	▼	-50.0%	-2	
	Restricted License for Non-Support	SL	1	▼	-50.0%	-1	
	Violation Family Abuse Protective Order	PS	1	▲	-	+1	
	<b>Total</b>			<b>975</b>	▼	<b>-8.1%</b>	<b>-86</b>
<b>Juvenile</b>	Custody Visitation	CV	725	▼	-9.4%	-75	
	Truancy	TR	87	▲	+52.6%	+30	
	Remand Custody	RC	52	▼	-3.7%	-2	
	Remand Visitation	RV	50	▼	-5.7%	-3	
	Status	ST	44	▲	+29.4%	+10	
	Foster Care Review	FC	41	▼	-12.8%	-6	
	Misdemeanor	DM	40	▼	-48.7%	-38	
	Abuse and Neglect	AN	34	▼	-66.0%	-66	
	Permanency Planning	PH	34	▲	+61.9%	+13	
	Traffic	T	29	▲	+3.6%	+1	
	Motion - Protective Order	MP	22	▼	-8.3%	-2	
	Non-Family Abuse Protective Order	AP	16	▲	+300.0%	+12	
	Felony	DF	15	▼	-48.3%	-14	
	Paternity	PT	15	▼	-11.8%	-2	
	Terminate Parental Rights	TP	14	▲	+40.0%	+4	
	Voluntary Continuing Services and Support Agreen	VA	14	↔	-	-	
	Child In Need of Services	CS	12	▼	-33.3%	-6	
	Entrustment	ET	12	▲	+200.0%	+8	
	Relief of Custody	CR	11	▲	+450.0%	+9	
	Temporary Detention Order	TD	9	▲	+50.0%	+3	
	Initial Foster Care	IF	8	▼	-57.9%	-11	
	Show Cause	SC	4	▲	+33.3%	+1	
	Emancipation	EP	2	▲	-	+2	
	Other	OT	2	▼	-33.3%	-1	
	Emergency Custody Order	EC	1	▼	-50.0%	-1	
	Juvenile Support	JS	1	↔	-	-	
	Civil Violation	CI	0	▼	-100.0%	-2	
	Family Abuse - Protective Order	FP	0	▼	-100.0%	-1	
	Qualified Residential Treatment	QR	0	▼	-100.0%	-1	
	Special Immigrant Juvenile Status	SI	0	▼	-100.0%	-1	
	<b>Total</b>			<b>1,294</b>	▼	<b>-9.7%</b>	<b>-139</b>
	<b>GRAND TOTAL</b>			<b>2,269</b>	▼	<b>-9.0%</b>	<b>-225</b>

\* Compared to same time period as previous year  
 7/11/2024 12:30:55PM

\*\* Case Type Categories are defined in the 2017 Virginia Judicial Workload Assessment  
 Source: SCV-SQL-Information

Filings by Major Case Category\*\*

Category	Summary	Change	% Change	Absolute Change
Adult Criminal	385	▲	-22.5%	-112
Child Dependency	168	▲	-22.9%	-50
Child in Need of Services/Supervision	99	▼	+26.9%	+21
Custody and Visitation	740	▼	-9.4%	-77
Delinquency	59	▲	-44.9%	-48
Juvenile Miscellaneous	46	▲	+35.3%	+12
New to Workload Study	0	▼	-100.0%	-3
Other	248	▼	-5.7%	-15
Protective Orders	160	▲	+7.4%	+11
Support	335	▲	+11.7%	+35
Traffic	29	▲	+3.6%	+1
<b>GRAND TOTAL</b>	<b>2,269</b>	▼	-9.0%	-225

\* Compared to same time period as previous year  
 7/11/2024 12:30:55PM

\*\* Case Type Categories are defined in the 2017 Virginia Judicial Workload Assessment  
 Source: SCV-SQL-Information



2024 Overall GRAND TOTAL		Distribution of Caseload			Change*		Percentage (%) of Caseload		
<b>1,590</b>	-12 -0.7%	<b>Adult</b>	746	47%	-10.9% ▼	-91	<b>Adult</b>	52.2%	46.9%
2024		<b>Juvenile</b>	844	53%	10.3% ▲	+79	<b>Juvenile</b>	47.8%	53.1%
2023		<b>GRAND TOTAL</b>	<b>1,590</b>	100%	-0.7% ▼	-12	<b>GRAND TOTAL</b>	100%	100%

Filings by Division & Code

Division	Case Type Description	Code	Summary	Change	% Change	Absolute Change
<b>Adult</b>	Civil Support	VS	219	▲	+3.3%	+7
	Show Cause	SC	139	▲	+15.8%	+19
	Other	OT	125	▼	-11.3%	-16
	Misdemeanor	CM	114	▼	-35.6%	-63
	Family Abuse - Protective Order	FP	61	▼	-24.7%	-20
	Felony	CF	40	▼	-24.5%	-13
	Capias	CA	35	▲	+6.1%	+2
	Motion - Protective Order	MP	11	▲	+10.0%	+1
	Non-Family Abuse Protective Order	AP	2	▼	-75.0%	-6
	Restricted License for Non-Support	SL	0	▼	-100.0%	-2
	<b>Total</b>		<b>746</b>	▼	<b>-10.9%</b>	<b>-91</b>
<b>Juvenile</b>	Custody Visitation	CV	536	▲	+12.4%	+59
	Misdemeanor	DM	77	▲	+20.3%	+13
	Traffic	T	37	▲	+32.1%	+9
	Abuse and Neglect	AN	28	▼	-9.7%	-3
	Truancy	TR	23	▲	+4.5%	+1
	Foster Care Review	FC	20	▲	+150.0%	+12
	Status	ST	20	▼	-56.5%	-26
	Initial Foster Care	IF	18	▲	+800.0%	+16
	Permanency Planning	PH	18	▲	+38.5%	+5
	Motion - Protective Order	MP	15	▲	+50.0%	+5
	Child In Need of Services	CS	10	▼	-23.1%	-3
	Felony	DF	10	▲	+25.0%	+2
	Paternity	PT	10	▼	-50.0%	-10
	Non-Family Abuse Protective Order	AP	8	▲	+100.0%	+4
	Temporary Detention Order	TD	7	▼	-36.4%	-4
	Other	OT	3	▲	-	+3
	Emergency Custody Order	EC	1	▼	-50.0%	-1
	Special Immigrant Juvenile Status	SI	1	▲	-	+1
	Terminate Parental Rights	TP	1	▼	-80.0%	-4
	Voluntary Continuing Services and Support Agree	VA	1	▲	-	+1
Qualified Residential Treatment	QR	0	▼	-100.0%	-1	
	<b>Total</b>		<b>844</b>	▲	<b>10.3%</b>	<b>+79</b>
<b>GRAND TOTAL</b>			<b>1,590</b>	▼	<b>-0.7%</b>	<b>-12</b>

Filings by Major Case Category\*\*

Category	Summary	Change	% Change	Absolute Change
Adult Criminal	278	▼	-16.8%	-56
Child Dependency	86	▲	+43.3%	+26
Child in Need of Services/Supervision	33	▼	-5.7%	-2
Custody and Visitation	546	▼	+9.9%	+49
Delinquency	87	▲	+20.8%	+15
Juvenile Miscellaneous	20	▼	-56.5%	-26
New to Workload Study	1	▲	-	+1
Other	136	▲	-11.7%	-18
Protective Orders	97	▲	-14.2%	-16
Support	269	▼	+2.3%	+6

\* Compared to same time period as previous year  
 7/11/2024 12:30:55PM

\*\* Case Type Categories are defined in the 2017 Virginia Judicial Workload Assessment  
 Source: SCV-SQL-Information

---

Traffic		37	▲	+32.1%	+9
	<b>GRAND TOTAL</b>	<b>1,590</b>	▼	-0.7%	-12

---

2024 Overall GRAND TOTAL		Distribution of Caseload		Change*		Percentage (%) of Caseload			
<b>3,445</b>	+128 3.9%	<b>Adult</b>	1,785	52%	12.3% ▲	+195	<b>Adult</b>	47.9%	51.8%
2024		<b>Juvenile</b>	1,660	48%	-3.9% ▼	-67	<b>Juvenile</b>	52.1%	48.2%
2023		<b>GRAND TOTAL</b>	<b>3,445</b>	100%	3.9% ▲	+128	<b>GRAND TOTAL</b>	100%	100%

Filings by Division & Code

Division	Case Type Description	Code	Summary	Change	% Change	Absolute Change	
<b>Adult</b>	Misdemeanor	CM	474	▲	+20.9%	+82	
	Other	OT	332	▼	+10.7%	+32	
	Show Cause	SC	302	▲	+23.3%	+57	
	Civil Support	VS	283	▲	+8.4%	+22	
	Felony	CF	162	▲	+20.9%	+28	
	Family Abuse - Protective Order	FP	118	▼	-9.9%	-13	
	Capias	CA	73	▲	-24.7%	-24	
	Motion - Protective Order	MP	31	▲	+63.2%	+12	
	Non-Family Abuse Protective Order	AP	4	▼	-50.0%	-4	
	Remand Support	RS	3	▲	+200.0%	+2	
	Restricted License for Non-Support	SL	3	▲	-	+3	
	Protective Order	PC	0	▼	-100.0%	-1	
	Violation of Protective Order	PV	0	▼	-100.0%	-1	
	<b>Total</b>		<b>1,785</b>	<b>▲</b>	<b>12.3%</b>	<b>+195</b>	
<b>Juvenile</b>	Custody Visitation	CV	665	▼	-13.7%	-106	
	Misdemeanor	DM	218	▲	+38.9%	+61	
	Terminate Parental Rights	TP	106	▲	+20.5%	+18	
	Foster Care Review	FC	89	▼	-7.3%	-7	
	Abuse and Neglect	AN	73	▼	-11.0%	-9	
	Permanency Planning	PH	69	▼	-17.9%	-15	
	Entrustment	ET	52	▲	+550.0%	+44	
	Initial Foster Care	IF	49	▲	+96.0%	+24	
	Traffic	T	46	▲	+27.8%	+10	
	Truancy	TR	46	▼	-14.8%	-8	
	Mental Commitment	MC	36	▼	-7.7%	-3	
	Paternity	PT	34	▲	+3.0%	+1	
	Emergency Custody Order	EC	28	▼	-17.6%	-6	
	Felony	DF	27	▼	-67.9%	-57	
	Temporary Detention Order	TD	23	▼	-25.8%	-8	
	Child at Risk	RI	22	▲	+120.0%	+12	
	Child In Need of Services	CS	21	▲	+10.5%	+2	
	Voluntary Continuing Services and Support Agree	VA	13	▲	+116.7%	+7	
	Motion - Protective Order	MP	8	▲	+33.3%	+2	
	Status	ST	8	▼	-11.1%	-1	
	Non-Family Abuse Protective Order	AP	7	▼	-30.0%	-3	
	Other	OT	7	▼	-61.1%	-11	
	Special Immigrant Juvenile Status	SI	5	▼	-37.5%	-3	
	Remand Custody	RC	4	▼	-55.6%	-5	
	Remand Visitation	RV	3	↔	-	-	
	Protective Order	PC	1	▲	-	+1	
	Civil Violation	CI	0	▼	-100.0%	-3	
	Qualified Residential Treatment	QR	0	▼	-100.0%	-4	
		<b>Total</b>		<b>1,660</b>	<b>▼</b>	<b>-3.9%</b>	<b>-67</b>
	<b>GRAND TOTAL</b>			<b>3,445</b>	<b>▲</b>	<b>3.9%</b>	<b>+128</b>

Filings by Major Case Category\*\*


Category	Summary	Change	% Change	Absolute Change
Adult Criminal	928	▼	+16.7%	+133
Child Dependency	473	▲	+17.4%	+70

\* Compared to same time period as previous year  
 7/11/2024 12:30:55PM

\*\* Case Type Categories are defined in the 2017 Virginia Judicial Workload Assessment  
 Source: SCV-SQL-Information

**CPSS - JCMS CASELOAD STATISTICS OF THE JUVENILE & DOMESTIC RELATIONS DISTRICT COURTS**  
 January 2024 thru June 2024 Filings (Compared to January 2023 thru June 2023)

Child in Need of Services/Supervision	67	▼	-8.2%	-6
Custody and Visitation	699	▼	-13.1%	-105
Delinquency	246	▲	+2.1%	+5
Juvenile Miscellaneous	8	▼	-11.1%	-1
New to Workload Study	5	▼	-54.5%	-6
Other	436	▼	+0.2%	+1
Protective Orders	168	▲	-3.4%	-6
Support	369	▲	+9.8%	+33
Traffic	46	▲	+27.8%	+10
<b>GRAND TOTAL</b>	<b>3,445</b>	▲	3.9%	+128

2024 Overall GRAND TOTAL		Distribution of Caseload			Change*		Percentage (%) of Caseload		
<b>630</b> -38 -5.7% 	Adult	375	60%	-9.2% ▼	-38	Adult	2023	2024	
	Juvenile	255	40%	0.0%	0	Juvenile	61.8%	59.5%	
	<b>GRAND TOTAL</b>	<b>630</b>	100%	-5.7% ▼	-38	<b>GRAND TOTAL</b>	100%	100%	

Filings by Division & Code

Division	Case Type Description	Code	Summary	Change	% Change	Absolute Change	
<b>Adult</b>	Misdemeanor	CM	194	▲	+37.6%	+53	
	Show Cause	SC	50	▲	-12.3%	-7	
	Other	OT	35	▼	-37.5%	-21	
	Civil Support	VS	34	▼	-20.9%	-9	
	Capias	CA	21	▲	+50.0%	+7	
	Violation of Protective Order	PV	12	▲	+200.0%	+8	
	Family Abuse - Protective Order	FP	11	▼	-45.0%	-9	
	Felony	CF	11	▼	-84.7%	-61	
	Motion - Protective Order	MP	5	▲	+25.0%	+1	
	Non-Family Abuse Protective Order	AP	2	▲	+100.0%	+1	
	Remand Support	RS	0	▼	-100.0%	-1	
	<b>Total</b>		<b>375</b>	▼	<b>-9.2%</b>	<b>-38</b>	
<b>Juvenile</b>	Custody Visitation	CV	127	▲	+24.5%	+25	
	Misdemeanor	DM	25	▼	-3.8%	-1	
	Truancy	TR	14	▼	-26.3%	-5	
	Felony	DF	13	▲	+333.3%	+10	
	Terminate Parental Rights	TP	12	▼	-25.0%	-4	
	Motion - Protective Order	MP	11	▲	+266.7%	+8	
	Status	ST	8	▲	+14.3%	+1	
	Traffic	T	8	▼	-46.7%	-7	
	Permanency Planning	PH	7	▼	-69.6%	-16	
	Entrustment	ET	6	▼	-25.0%	-2	
	Foster Care Review	FC	5	↔	-	-	
	Abuse and Neglect	AN	3	▼	-70.0%	-7	
	Child at Risk	RI	3	▲	-	+3	
	Paternity	PT	3	▲	+200.0%	+2	
	Child In Need of Services	CS	2	▼	-50.0%	-2	
	Civil Violation	CI	2	▲	+100.0%	+1	
	Initial Foster Care	IF	2	▼	-50.0%	-2	
	Mental Commitment	MC	1	▲	-	+1	
	Other	OT	1	▲	-	+1	
	Restricted Operators License	RL	1	↔	-	-	
	Temporary Detention Order	TD	1	▼	-66.7%	-2	
	Non-Family Abuse Protective Order	AP	0	▼	-100.0%	-1	
	Qualified Residential Treatment	QR	0	▼	-100.0%	-1	
	Relief of Custody	CR	0	▼	-100.0%	-2	
		<b>Total</b>		<b>255</b>		<b>0.0%</b>	<b>0</b>
		<b>GRAND TOTAL</b>		<b>630</b>	▼	<b>-5.7%</b>	<b>-38</b>

Filings by Major Case Category\*\*

Category	Summary	Change	% Change	Absolute Change
Adult Criminal	272	▲	-2.9%	-8
Child Dependency	38	▲	-44.9%	-31
Child in Need of Services/Supervision	16	▼	-30.4%	-7
Custody and Visitation	130	▲	+26.2%	+27
Delinquency	38	▲	+31.0%	+9
Juvenile Miscellaneous	8	▲	+14.3%	+1
New to Workload Study	2	▲	+100.0%	+1

\* Compared to same time period as previous year  
 7/11/2024 12:30:55PM

\*\* Case Type Categories are defined in the 2017 Virginia Judicial Workload Assessment  
 Source: SCV-SQL-Information

**CPSS - JCMS CASELOAD STATISTICS OF THE JUVENILE & DOMESTIC RELATIONS DISTRICT COURTS**  
 January 2024 thru June 2024 Filings (Compared to January 2023 thru June 2023)

Other	38	▲	-36.7%	-22
Protective Orders	29	▲		0
Support	50	▲	-2.0%	-1
Traffic	9	▼	-43.8%	-7
<b>GRAND TOTAL</b>	<b>630</b>	▼	-5.7%	-38

2024 Overall GRAND TOTAL		Distribution of Caseload			Change*		Percentage (%) of Caseload		
<b>780</b>	-49 -5.9%	<b>Adult</b>	429	55%	-8.5% ▼	-40	<b>Adult</b>	56.6%	2023 55.0%
2024		<b>Juvenile</b>	351	45%	-2.5% ▼	-9	<b>Juvenile</b>	43.4%	2024 45.0%
2023		<b>GRAND TOTAL</b>	<b>780</b>	100%	-5.9% ▼	-49	<b>GRAND TOTAL</b>	100%	100%

**Filings by Division & Code**

Division	Case Type Description	Code	Summary	Change	% Change	Absolute Change	
<b>Adult</b>	Misdemeanor	CM	103	▼	-11.2%	-13	
	Show Cause	SC	82	▲	+41.4%	+24	
	Other	OT	71	▼	-16.5%	-14	
	Civil Support	VS	62	▼	-29.5%	-26	
	Felony	CF	41	▼	-25.5%	-14	
	Family Abuse - Protective Order	FP	33	▲	+17.9%	+5	
	Capias	CA	17	▼	-10.5%	-2	
	Violation of Protective Order	PV	6	▲	+20.0%	+1	
	Remand Support	RS	5	▼	-16.7%	-1	
	Motion - Protective Order	MP	4	▼	-20.0%	-1	
	Non-Family Abuse Protective Order	AP	2	▼	-33.3%	-1	
	Restricted License for Non-Support Protective Order	SL	2	▲	+100.0%	+1	
	Protective Order	PC	1	▲	-	+1	
	<b>Total</b>		<b>429</b>	▼	<b>-8.5%</b>	<b>-40</b>	
<b>Juvenile</b>	Custody Visitation	CV	180	▼	-8.2%	-16	
	Status	ST	42	▲	+147.1%	+25	
	Misdemeanor	DM	26	▲	+136.4%	+15	
	Traffic	T	25	▲	+13.6%	+3	
	Abuse and Neglect	AN	18	▲	+38.5%	+5	
	Non-Family Abuse Protective Order	AP	7	▲	+133.3%	+4	
	Remand Custody	RC	7	▼	-41.7%	-5	
	Motion - Protective Order	MP	6	▲	+200.0%	+4	
	Truancy	TR	6	▼	-64.7%	-11	
	Other	OT	4	▲	+33.3%	+1	
	Permanency Planning	PH	4	▼	-75.0%	-12	
	Temporary Detention Order	TD	4	↔	-	-	
	Child In Need of Services	CS	3	▼	-50.0%	-3	
	Emergency Custody Order	EC	3	↔	-	-	
	Felony	DF	3	▼	-84.2%	-16	
	Foster Care Review	FC	3	▲	+200.0%	+2	
	Paternity	PT	3	▲	+50.0%	+1	
	Emancipation	EP	2	▲	-	+2	
	Relief of Custody	CR	2	▲	+100.0%	+1	
	Civil Violation	CI	1	▲	-	+1	
	Initial Foster Care	IF	1	↔	-	-	
	Show Cause	SC	1	▼	-66.7%	-2	
	Juvenile Support	JS	0	▼	-100.0%	-1	
	Qualified Residential Treatment	QR	0	▼	-100.0%	-1	
	Terminate Parental Rights	TP	0	▼	-100.0%	-6	
		<b>Total</b>		<b>351</b>	▼	<b>-2.5%</b>	<b>-9</b>
		<b>GRAND TOTAL</b>		<b>780</b>	▼	<b>-5.9%</b>	<b>-49</b>

**Filings by Major Case Category\*\***

Category	Summary	Change	% Change	Absolute Change
Adult Criminal	220	▲	-6.8%	-16
Child Dependency	28	▲	-28.2%	-11
Child in Need of Services/Supervision	9	▼	-64.0%	-16
Custody and Visitation	183	▲	-7.6%	-15
Delinquency	30	▲	-3.2%	-1

\* Compared to same time period as previous year  
 7/11/2024 12:30:55PM

\*\* Case Type Categories are defined in the 2017 Virginia Judicial Workload Assessment  
 Source: SCV-SQL-Information

Juvenile Miscellaneous	44	▲	+158.8%	+27
New to Workload Study	1	▲	-	+1
Other	94	▼	-16.8%	-19
Protective Orders	52	▲	+26.8%	+11
Support	94	▲	-12.1%	-13
Traffic	25	▲	+13.6%	+3
<b>GRAND TOTAL</b>	<b>780</b>	▼	-5.9%	-49



2024 Overall GRAND TOTAL		Distribution of Caseload		Change*		Percentage (%) of Caseload		
<b>2,091</b>	-630 -23.2%	<b>Adult</b>	997 48%	-13.7% ▼	-158	<b>Adult</b>	42.4%	47.7%
2024		<b>Juvenile</b>	1,094 52%	-30.1% ▼	-472	<b>Juvenile</b>	57.6%	52.3%
2023		<b>GRAND TOTAL</b>	<b>2,091</b> 100%	-23.2% ▼	-630	<b>GRAND TOTAL</b>	100%	100%

Filings by Division & Code

Division	Case Type Description	Code	Summary	Change	% Change	Absolute Change	
<b>Adult</b>	Misdemeanor	CM	205	▲	+6.2%	+12	
	Show Cause	SC	200	▲	+5.8%	+11	
	Civil Support	VS	172	▼	-20.4%	-44	
	Other	OT	144	▲	-0.7%	-1	
	Felony	CF	82	▲	+7.9%	+6	
	Family Abuse - Protective Order	FP	77	▼	-15.4%	-14	
	Capias	CA	63	▼	-11.3%	-8	
	Remand Support	RS	21	▼	-84.9%	-118	
	Motion - Protective Order	MP	16	▼	-15.8%	-3	
	Non-Family Abuse Protective Order	AP	14	▲	+133.3%	+8	
	Violation of Protective Order	PV	2	▼	-71.4%	-5	
	Restricted License for Non-Support	SL	1	▼	-66.7%	-2	
	Total			<b>997</b>	▼	<b>-13.7%</b>	<b>-158</b>
<b>Juvenile</b>	Custody Visitation	CV	560	▼	-15.5%	-103	
	Misdemeanor	DM	124	▲	+6.0%	+7	
	Traffic	T	65	▼	-4.4%	-3	
	Abuse and Neglect	AN	53	▲	+71.0%	+22	
	Foster Care Review	FC	42	▼	-26.3%	-15	
	Truancy	TR	32	▲	+23.1%	+6	
	Remand Custody	RC	30	▼	-86.2%	-188	
	Remand Visitation	RV	30	▼	-86.2%	-188	
	Felony	DF	27	▲	+3.8%	+1	
	Emergency Custody Order	EC	19	▲	+58.3%	+7	
	Temporary Detention Order	TD	19	▲	+137.5%	+11	
	Permanency Planning	PH	16	▲	+6.7%	+1	
	Motion - Protective Order	MP	11	▼	-54.2%	-13	
	Child In Need of Services	CS	10	▼	-28.6%	-4	
	Status	ST	9	▼	-10.0%	-1	
	Paternity	PT	8	▲	+60.0%	+3	
	Voluntary Continuing Services and Support Agreen	VA	8	▲	+100.0%	+4	
	Initial Foster Care	IF	7	▼	-63.2%	-12	
	Terminate Parental Rights	TP	7	▼	-41.7%	-5	
	Civil Violation	CI	5	▲	-	+5	
	Non-Family Abuse Protective Order	AP	3	▼	-40.0%	-2	
	Family Abuse - Protective Order	FP	2	▲	-	+2	
	Other	OT	2	▲	-33.3%	-1	
	Special Immigrant Juvenile Status	SI	2	↔	-	-	
	Emancipation	EP	1	↔	-	-	
	Restoration of Parental Rights	RR	1	▲	-	+1	
	Show Cause	SC	1	▼	-66.7%	-2	
	Capias	CA	0	▼	-100.0%	-1	
	Qualified Residential Treatment	QR	0	▼	-100.0%	-4	
	Total			<b>1,094</b>	▼	<b>-30.1%</b>	<b>-472</b>
	<b>GRAND TOTAL</b>			<b>2,091</b>	▼	<b>-23.2%</b>	<b>-630</b>

Filings by Major Case Category\*\*

Category	Summary	Change	% Change	Absolute Change
Adult Criminal	434	▼	-6.9%	-32
Child Dependency	133	▼	-6.3%	-9

\* Compared to same time period as previous year  
 7/11/2024 12:30:55PM

\*\* Case Type Categories are defined in the 2017 Virginia Judicial Workload Assessment  
 Source: SCV-SQL-Information

**CPSS - JCMS CASELOAD STATISTICS OF THE JUVENILE & DOMESTIC RELATIONS DISTRICT COURTS**  
 January 2024 thru June 2024 Filings (Compared to January 2023 thru June 2023)

**Augusta**

District: 25 FIPS: 015

Child in Need of Services/Supervision	42	▼	+5.0%	+2
Custody and Visitation	568	▲	-15.0%	-100
Delinquency	152	▼	+3.4%	+5
Juvenile Miscellaneous	11	▲		0
New to Workload Study	7	▲	+250.0%	+5
Other	265	▲	-64.3%	-478
Protective Orders	123	▲	-15.2%	-22
Support	291	▼	+0.7%	+2
Traffic	65	▼	-4.4%	-3
<b>GRAND TOTAL</b>	<b>2,091</b>	▼	-23.2%	-630

2024 Overall GRAND TOTAL		Distribution of Caseload		Change*		Percentage (%) of Caseload		
<b>117</b> 0 0.0% 	Adult	64	55%	56.1% ▲	+23	Adult	2023	2024
	Juvenile	53	45%	-30.3% ▼	-23	Juvenile	35.0%	54.7%
<b>GRAND TOTAL</b>		<b>117</b>	100%	0.0%	0	<b>GRAND TOTAL</b>	100%	100%

Filings by Division & Code

Division	Case Type Description	Code	Summary	Change	% Change	Absolute Change
<b>Adult</b>	Misdemeanor	CM	18	▲	+28.6%	+4
	Felony	CF	13	▲	+225.0%	+9
	Other	OT	13	▲	+116.7%	+7
	Civil Support	VS	9	▲	+50.0%	+3
	Family Abuse - Protective Order	FP	7	▲	+250.0%	+5
	Show Cause	SC	2	▼	-33.3%	-1
	Capias	CA	1	▼	-50.0%	-1
	Motion - Protective Order	MP	1	↔		-
	Remand Support	RS	0	▼	-100.0%	-3
	Total			<b>64</b>	▲	<b>56.1%</b>
<b>Juvenile</b>	Custody Visitation	CV	42	▲	+35.5%	+11
	Traffic	T	5	▼	-68.8%	-11
	Civil Violation	CI	2	▲	+100.0%	+1
	Misdemeanor	DM	2	▼	-33.3%	-1
	Emergency Custody Order	EC	1	▲	-	+1
	Motion - Protective Order	MP	1	▲	-	+1
	Abuse and Neglect	AN	0	▼	-100.0%	-2
	Child In Need of Services	CS	0	▼	-100.0%	-2
	Felony	DF	0	▼	-100.0%	-2
	Non-Family Abuse Protective Order	AP	0	▼	-100.0%	-5
	Paternity	PT	0	▼	-100.0%	-1
	Remand Custody	RC	0	▼	-100.0%	-7
	Remand Visitation	RV	0	▼	-100.0%	-1
	Status	ST	0	▼	-100.0%	-4
	Truancy	TR	0	▼	-100.0%	-1
Total			<b>53</b>	▼	<b>-30.3%</b>	<b>-23</b>
<b>GRAND TOTAL</b>			<b>117</b>		0.0%	0

Filings by Major Case Category\*\*

Category	Summary	Change	% Change	Absolute Change
Adult Criminal	32	▲	+60.0%	+12
Child Dependency	0	▼	-100.0%	-2
Child in Need of Services/Supervision	0	▼	-100.0%	-3
Custody and Visitation	42	▼	+31.3%	+10
Delinquency	2	▼	-60.0%	-3
Juvenile Miscellaneous	0	▼	-100.0%	-4
New to Workload Study	2	▲	+100.0%	+1
Other	14	▲	-17.6%	-3
Protective Orders	9	▲	+12.5%	+1
Support	11	▲	+22.2%	+2
Traffic	5	▼	-68.8%	-11
<b>GRAND TOTAL</b>		<b>117</b>	0.0%	0

\* Compared to same time period as previous year  
 7/11/2024 12:30:55PM

\*\* Case Type Categories are defined in the 2017 Virginia Judicial Workload Assessment  
 Source: SCV-SQL-Information

2024 Overall GRAND TOTAL		Distribution of Caseload			Change*		Percentage (%) of Caseload		
<b>683</b> -3 -0.4% 	Adult	324	47%	-5.5% ▼	-19	Adult	2023	2024	
	Juvenile	359	53%	4.7% ▲	+16	Juvenile	50.0%	47.4%	
<b>GRAND TOTAL</b>		<b>683</b>	100%	-0.4% ▼	-3	<b>GRAND TOTAL</b>	100%	100%	

Filings by Division & Code

Division	Case Type Description	Code	Summary	Change	% Change	Absolute Change	
<b>Adult</b>	Misdemeanor	CM	77	▼	-10.5%	-9	
	Civil Support	VS	70	▼	-6.7%	-5	
	Other	OT	67	▼	+26.4%	+14	
	Felony	CF	27	▲	+8.0%	+2	
	Family Abuse - Protective Order	FP	25	▲	+4.2%	+1	
	Remand Support	RS	18	▲	+63.6%	+7	
	Show Cause	SC	18	▼	-60.9%	-28	
	Motion - Protective Order	MP	9	▼	-18.2%	-2	
	Non-Family Abuse Protective Order	AP	8	▲	+700.0%	+7	
	Capias	CA	4	▼	-55.6%	-5	
	Protective Order	PC	1	▲	-	+1	
	Criminal Support	CS	0	▼	-100.0%	-2	
	Total			<b>324</b>	▼	<b>-5.5%</b>	<b>-19</b>
<b>Juvenile</b>	Custody Visitation	CV	140	▼	-13.0%	-21	
	Traffic	T	48	▲	+17.1%	+7	
	Remand Custody	RC	43	▲	+152.9%	+26	
	Remand Visitation	RV	41	▲	+173.3%	+26	
	Misdemeanor	DM	33	▼	-31.3%	-15	
	Child In Need of Services	CS	10	▲	+150.0%	+6	
	Abuse and Neglect	AN	9	▲	+12.5%	+1	
	Emergency Custody Order	EC	5	▲	+150.0%	+3	
	Motion - Protective Order	MP	5	▲	+400.0%	+4	
	Truancy	TR	4	▼	-20.0%	-1	
	Civil Violation	CI	3	↔	-	-	
	Family Abuse - Protective Order	FP	3	▲	-	+3	
	Felony	DF	3	▼	-76.9%	-10	
	Foster Care Review	FC	3	▼	-40.0%	-2	
	Mental Commitment	MC	2	▲	+100.0%	+1	
	Restoration of Parental Rights	RR	2	▲	-	+2	
	Status	ST	2	▲	-50.0%	-2	
	Initial Foster Care	IF	1	▲	-	+1	
	Permanency Planning	PH	1	▼	-66.7%	-2	
	Temporary Detention Order	TD	1	↔	-	-	
	Non-Family Abuse Protective Order	AP	0	▼	-100.0%	-2	
	Paternity	PT	0	▼	-100.0%	-1	
	Relief of Custody	CR	0	▼	-100.0%	-1	
	Show Cause	SC	0	▼	-100.0%	-6	
	Terminate Parental Rights	TP	0	▼	-100.0%	-1	
	Total			<b>359</b>	▲	<b>4.7%</b>	<b>+16</b>
	<b>GRAND TOTAL</b>			<b>683</b>	▼	<b>-0.4%</b>	<b>-3</b>

Filings by Major Case Category\*\*

Category	Summary	Change	% Change	Absolute Change
Adult Criminal	119	▲	-11.9%	-16
Child Dependency	14	▲	-22.2%	-4
Child in Need of Services/Supervision	14	▲	+55.6%	+5
Custody and Visitation	140	▼	-13.6%	-22
Delinquency	36	▼	-46.3%	-31

\* Compared to same time period as previous year  
 7/11/2024 12:30:55PM

\*\* Case Type Categories are defined in the 2017 Virginia Judicial Workload Assessment  
 Source: SCV-SQL-Information

Juvenile Miscellaneous	2	▲	-50.0%	-2
New to Workload Study	3	↔		0
Other	179	▲	+79.0%	+79
Protective Orders	50	▲	+28.2%	+11
Support	78	▼	-27.8%	-30
Traffic	48	▲	+17.1%	+7
<b>GRAND TOTAL</b>	<b>683</b>	▼	-0.4%	-3

2024 Overall GRAND TOTAL		Distribution of Caseload		Change*		Percentage (%) of Caseload			
<b>290</b> 	+52	<b>Adult</b>	145	50%	23.9% ▲	+28	<b>Adult</b>	49.2%	50.0%
	21.8%	<b>Juvenile</b>	145	50%	19.8% ▲	+24	<b>Juvenile</b>	50.8%	50.0%
		<b>GRAND TOTAL</b>	<b>290</b>	100%	21.8% ▲	+52	<b>GRAND TOTAL</b>	100%	100%

**Filings by Division & Code**

Division	Case Type Description	Code	Summary	Change	% Change	Absolute Change
<b>Adult</b>	Misdemeanor	CM	41	▲	+46.4%	+13
	Civil Support	VS	34	▲	+78.9%	+15
	Other	OT	26	▲	+18.2%	+4
	Show Cause	SC	20	▲	+81.8%	+9
	Family Abuse - Protective Order	FP	13	▲	+18.2%	+2
	Felony	CF	9	▼	-43.8%	-7
	Motion - Protective Order	MP	1	▼	-75.0%	-3
	Remand Support	RS	1	↔		-
	Capias	CA	0	▼	-100.0%	-2
	Non-Family Abuse Protective Order	AP	0	▼	-100.0%	-3
Total			<b>145</b>	▲	<b>23.9%</b>	<b>+28</b>
<b>Juvenile</b>	Custody Visitation	CV	59	▼	-13.2%	-9
	Misdemeanor	DM	14	▲	+250.0%	+10
	Truancy	TR	12	▲	+9.1%	+1
	Permanency Planning	PH	11	▲	+266.7%	+8
	Abuse and Neglect	AN	9	▼	-35.7%	-5
	Child In Need of Services	CS	5	▲	+400.0%	+4
	Initial Foster Care	IF	5	▲	+25.0%	+1
	Remand Custody	RC	5	▲	+400.0%	+4
	Motion - Protective Order	MP	4	▲	+100.0%	+2
	Status	ST	4	▲	+300.0%	+3
	Civil Violation	CI	3	▼	-25.0%	-1
	Felony	DF	3	▲	-	+3
	Traffic	T	3	▲	+50.0%	+1
	Foster Care Review	FC	2	↔		-
	Non-Family Abuse Protective Order	AP	2	▲	-	+2
	Remand Visitation	RV	2	▲	+100.0%	+1
	Show Cause	SC	1	▲	-	+1
	Voluntary Continuing Services and Support Agreem	VA	1	↔		-
	Other	OT	0	▼	-100.0%	-1
	Paternity	PT	0	▼	-100.0%	-1
Total			<b>145</b>	▲	<b>19.8%</b>	<b>+24</b>
<b>GRAND TOTAL</b>			<b>290</b>	▲	<b>21.8%</b>	<b>+52</b>

**Filings by Major Case Category\*\***

Category	Summary	Change	% Change	Absolute Change
Adult Criminal	57	▲	+16.3%	+8
Child Dependency	28	▲	+16.7%	+4
Child in Need of Services/Supervision	18	▲	+50.0%	+6
Custody and Visitation	59	▼	-14.5%	-10
Delinquency	17	▲	+325.0%	+13
Juvenile Miscellaneous	4	▲	+300.0%	+3
New to Workload Study	3	▼	-25.0%	-1
Other	34	▲	+30.8%	+8
Protective Orders	20	▲		0
Support	47	▲	+74.1%	+20
Traffic	3	▲	+50.0%	+1

\* Compared to same time period as previous year  
 7/11/2024 12:30:55PM

\*\* Case Type Categories are defined in the 2017 Virginia Judicial Workload Assessment  
 Source: SCV-SQL-Information

**GRAND TOTAL**

**290**

▲

21.8%

+52

2024 Overall GRAND TOTAL		Distribution of Caseload			Change*		Percentage (%) of Caseload		
<b>130</b> +10 8.3% 	Adult	75	58%	41.5% ▲	+22	Adult	2023	2024	
	Juvenile	55	42%	-17.9% ▼	-12	Juvenile	44.2%	57.7%	
<b>GRAND TOTAL</b>		<b>130</b>	100%	8.3% ▲	+10	<b>GRAND TOTAL</b>	100%	100%	

Filings by Division & Code

Division	Case Type Description	Code	Summary	Change	% Change	Absolute Change
<b>Adult</b>	Civil Support	VS	22	▲	+69.2%	+9
	Show Cause	SC	14	▲	+250.0%	+10
	Felony	CF	11	▲	+450.0%	+9
	Other	OT	11	▲	-8.3%	-1
	Misdemeanor	CM	10	▼	-28.6%	-4
	Family Abuse - Protective Order	FP	4	↔		-
	Non-Family Abuse Protective Order	AP	2	▲	+100.0%	+1
	Motion - Protective Order	MP	1	▼	-50.0%	-1
	Remand Support	RS	0	▼	-100.0%	-1
Total			<b>75</b>	▲	<b>41.5%</b>	<b>+22</b>
<b>Juvenile</b>	Custody Visitation	CV	26	▼	-45.8%	-22
	Misdemeanor	DM	7	▲	-	+7
	Traffic	T	5	▲	+66.7%	+2
	Abuse and Neglect	AN	4	▲	+100.0%	+2
	Foster Care Review	FC	3	▲	+200.0%	+2
	Initial Foster Care	IF	3	▲	+200.0%	+2
	Truancy	TR	2	▼	-50.0%	-2
	Felony	DF	1	▲	-	+1
	Remand Custody	RC	1	▲	-	+1
	Remand Visitation	RV	1	▲	-	+1
	Temporary Detention Order	TD	1	▲	-	+1
	Terminate Parental Rights	TP	1	▲	-	+1
	Motion - Protective Order	MP	0	▼	-100.0%	-2
	Permanency Planning	PH	0	▼	-100.0%	-2
	Qualified Residential Treatment	QR	0	▼	-100.0%	-1
	Show Cause	SC	0	▼	-100.0%	-2
	Voluntary Continuing Services and Support Agree	VA	0	▼	-100.0%	-1
Total			<b>55</b>	▼	<b>-17.9%</b>	<b>-12</b>
<b>GRAND TOTAL</b>			<b>130</b>	▲	<b>8.3%</b>	<b>+10</b>

Filings by Major Case Category\*\*

Category	Summary	Change	% Change	Absolute Change	
Adult Criminal	28	▲	+40.0%	+8	
Child Dependency	11	▲	+37.5%	+3	
Child in Need of Services/Supervision	2	▼	-50.0%	-2	
Custody and Visitation	26	▼	-45.8%	-22	
Delinquency	8	▲	+300.0%	+6	
Other	14	▲	+7.7%	+1	
Protective Orders	7	▼	-22.2%	-2	
Support	29	▲	+123.1%	+16	
Traffic	5	▲	+66.7%	+2	
<b>GRAND TOTAL</b>		<b>130</b>	▲	<b>8.3%</b>	<b>+10</b>

\* Compared to same time period as previous year  
 7/11/2024 12:30:55PM

\*\* Case Type Categories are defined in the 2017 Virginia Judicial Workload Assessment  
 Source: SCV-SQL-Information



2024 Overall GRAND TOTAL		Distribution of Caseload		Change*		Percentage (%) of Caseload		
<b>42</b>	-33 -44.0%	<b>Adult</b>	25 60%	-39.0% ▼	-16	<b>Adult</b>	2023 54.7%	2024 59.5%
2024		<b>Juvenile</b>	17 40%	-50.0% ▼	-17	<b>Juvenile</b>	45.3%	40.5%
2023		<b>GRAND TOTAL</b>	<b>42</b> 100%	-44.0% ▼	-33	<b>GRAND TOTAL</b>	100%	100%

Filings by Division & Code

Division	Case Type Description	Code	Summary	Change	% Change	Absolute Change
<b>Adult</b>	Felony	CF	8	▲	+300.0%	+6
	Misdemeanor	CM	7	▼	-68.2%	-15
	Other	OT	4	▲	-20.0%	-1
	Show Cause	SC	2	▲	-	-
	Capias	CA	1	▼	-66.7%	-2
	Civil Support	VS	1	↔	-	-
	Non-Family Abuse Protective Order	AP	1	↔	-	-
	Remand Support	RS	1	▲	-	+1
	Family Abuse - Protective Order	FP	0	▼	-100.0%	-5
	<b>Total</b>			<b>25</b>	▼	<b>-39.0%</b>
<b>Juvenile</b>	Traffic	T	8	▲	+300.0%	+6
	Custody Visitation	CV	2	▼	-89.5%	-17
	Misdemeanor	DM	2	▼	-75.0%	-6
	Remand Custody	RC	2	▲	-	+2
	Remand Visitation	RV	2	▲	-	+2
	Felony	DF	1	▲	-	+1
	Abuse and Neglect	AN	0	▼	-100.0%	-4
	Initial Foster Care	IF	0	▼	-100.0%	-1
<b>Total</b>			<b>17</b>	▼	<b>-50.0%</b>	<b>-17</b>
<b>GRAND TOTAL</b>			<b>42</b>	▼	<b>-44.0%</b>	<b>-33</b>

Filings by Major Case Category\*\*

Category	Summary	Change	% Change	Absolute Change
Adult Criminal	17	▲	-37.0%	-10
Child Dependency	0	▼	-100.0%	-5
Custody and Visitation	2	▼	-89.5%	-17
Delinquency	3	▲	-62.5%	-5
Other	9	▲	+80.0%	+4
Protective Orders	1	▼	-83.3%	-5
Support	2	▼	-33.3%	-1
Traffic	8	▲	+300.0%	+6
<b>GRAND TOTAL</b>	<b>42</b>	▼	<b>-44.0%</b>	<b>-33</b>

2024 Overall GRAND TOTAL		Distribution of Caseload		Change*		Percentage (%) of Caseload		
<b>692</b>	+157 29.3%	<b>Adult</b>	353 51%	27.9% ▲	+77	<b>Adult</b>	2023 51.6%	2024 51.0%
2024		<b>Juvenile</b>	339 49%	30.9% ▲	+80	<b>Juvenile</b>	48.4%	49.0%
2023		<b>GRAND TOTAL</b>	<b>692</b> 100%	29.3% ▲	+157	<b>GRAND TOTAL</b>	100%	100%

Filings by Division & Code

Division	Case Type Description	Code	Summary	Change	% Change	Absolute Change
<b>Adult</b>	Misdemeanor	CM	96	▲	+52.4%	+33
	Civil Support	VS	67	▲	+34.0%	+17
	Other	OT	57	▲	+14.0%	+7
	Show Cause	SC	57	▲	+72.7%	+24
	Family Abuse - Protective Order	FP	26	▼	-7.1%	-2
	Felony	CF	21	▼	-25.0%	-7
	Capias	CA	10	▼	-23.1%	-3
	Non-Family Abuse Protective Order	AP	7	▲	-	+7
	Motion - Protective Order	MP	6	▼	-14.3%	-1
	Violation of Protective Order	PV	4	▲	-	+4
	Remand Support	RS	2	▼	-50.0%	-2
	<b>Total</b>		<b>353</b>	<b>▲</b>	<b>27.9%</b>	<b>+77</b>
<b>Juvenile</b>	Custody Visitation	CV	198	▲	+80.0%	+88
	Misdemeanor	DM	33	▲	+22.2%	+6
	Felony	DF	18	▲	+157.1%	+11
	Traffic	T	17	▼	-5.6%	-1
	Truancy	TR	15	▼	-28.6%	-6
	Motion - Protective Order	MP	11	▲	+120.0%	+6
	Abuse and Neglect	AN	9	▼	-43.8%	-7
	Status	ST	7	▲	+40.0%	+2
	Permanency Planning	PH	6	↔	-	-
	Show Cause	SC	5	▼	-28.6%	-2
	Initial Foster Care	IF	4	▲	+100.0%	+2
	Child In Need of Services	CS	3	↔	-	-
	Foster Care Review	FC	3	↔	-	-
	Temporary Detention Order	TD	3	▲	+200.0%	+2
	Paternity	PT	2	▼	-66.7%	-4
	Relief of Custody	CR	2	▼	-50.0%	-2
	Civil Violation	CI	1	▼	-50.0%	-1
	Emergency Custody Order	EC	1	▲	-	+1
	Non-Family Abuse Protective Order	AP	1	▼	-80.0%	-4
	Qualified Residential Treatment	QR	0	▼	-100.0%	-2
	Remand Custody	RC	0	▼	-100.0%	-4
Remand Visitation	RV	0	▼	-100.0%	-4	
Special Immigrant Juvenile Status	SI	0	▼	-100.0%	-1	
	<b>Total</b>		<b>339</b>	<b>▲</b>	<b>30.9%</b>	<b>+80</b>
	<b>GRAND TOTAL</b>		<b>692</b>	<b>▲</b>	<b>29.3%</b>	<b>+157</b>

Filings by Major Case Category\*\*

Category	Summary	Change	% Change	Absolute Change
Adult Criminal	160	▲	+31.1%	+38
Child Dependency	24	▼	-27.3%	-9
Child in Need of Services/Supervision	18	▼	-25.0%	-6
Custody and Visitation	200	▲	+72.4%	+84
Delinquency	56	▲	+36.6%	+15
Juvenile Miscellaneous	7	▲	+40.0%	+2
New to Workload Study	1	▼	-66.7%	-2
Other	63	▲	-	0

\* Compared to same time period as previous year  
 7/11/2024 12:30:55PM

\*\* Case Type Categories are defined in the 2017 Virginia Judicial Workload Assessment  
 Source: SCV-SQL-Information

Protective Orders	51	▲	+13.3%	+6
Support	95	▲	+46.2%	+30
Traffic	17	▼	-5.6%	-1
<b>GRAND TOTAL</b>	<b>692</b>	▲	29.3%	+157

2024 Overall GRAND TOTAL		Distribution of Caseload			Change*		Percentage (%) of Caseload		
<b>1,045</b>	-12 -1.1%	<b>Adult</b>	595	57%	10.8% ▲	+58	<b>Adult</b>	50.8%	56.9%
2024		<b>Juvenile</b>	450	43%	-13.5% ▼	-70	<b>Juvenile</b>	49.2%	43.1%
2023		<b>GRAND TOTAL</b>	<b>1,045</b>	100%	-1.1% ▼	-12	<b>GRAND TOTAL</b>	100%	100%

Filings by Division & Code

Division	Case Type Description	Code	Summary	Change	% Change	Absolute Change
<b>Adult</b>	Show Cause	SC	137	▲	+140.4%	+80
	Felony	CF	133	▲	+70.5%	+55
	Misdemeanor	CM	94	▼	-24.8%	-31
	Civil Support	VS	77	▼	-8.3%	-7
	Other	OT	65	▼	-16.7%	-13
	Family Abuse - Protective Order	FP	41	▼	-18.0%	-9
	Capias	CA	32	▼	-17.9%	-7
	Remand Support	RS	6	▼	-50.0%	-6
	Motion - Protective Order	MP	5	▼	-50.0%	-5
	Restricted License for Non-Support	SL	2	▲	-	+2
	Violation of Protective Order	PV	2	↔	-	-
	Non-Family Abuse Protective Order	AP	1	↔	-	-
	Criminal Support	CS	0	▼	-100.0%	-1
	<b>Total</b>		<b>595</b>	<b>▲</b>	<b>10.8%</b>	<b>+58</b>
<b>Juvenile</b>	Custody Visitation	CV	201	▼	-28.5%	-80
	Misdemeanor	DM	48	▲	+26.3%	+10
	Abuse and Neglect	AN	33	▲	+230.0%	+23
	Mental Commitment	MC	27	▼	-30.8%	-12
	Foster Care Review	FC	23	▼	-4.2%	-1
	Traffic	T	22	▲	+22.2%	+4
	Initial Foster Care	IF	12	▲	+50.0%	+4
	Terminate Parental Rights	TP	12	▲	+20.0%	+2
	Felony	DF	11	▼	-15.4%	-2
	Remand Custody	RC	10	▼	-41.2%	-7
	Remand Visitation	RV	10	▼	-41.2%	-7
	Child In Need of Services	CS	9	▲	+125.0%	+5
	Permanency Planning	PH	8	▼	-11.1%	-1
	Truancy	TR	6	▼	-45.5%	-5
	Paternity	PT	5	↔	-	-
	Motion - Protective Order	MP	3	▼	-40.0%	-2
	Temporary Detention Order	TD	3	▼	-40.0%	-2
	Non-Family Abuse Protective Order	AP	2	▼	-33.3%	-1
	Special Immigrant Juvenile Status	SI	2	▲	-	+2
	Emergency Custody Order	EC	1	▼	-50.0%	-1
	Status	ST	1	▲	-	+1
	Voluntary Continuing Services and Support Agreem	VA	1	↔	-	-
		<b>Total</b>		<b>450</b>	<b>▼</b>	<b>-13.5%</b>
	<b>GRAND TOTAL</b>		<b>1,045</b>	<b>▼</b>	<b>-1.1%</b>	<b>-12</b>

Filings by Major Case Category\*\*

Category	Summary	Change	% Change	Absolute Change
Adult Criminal	322	▲	+14.2%	+40
Child Dependency	89	▲	+43.5%	+27
Child in Need of Services/Supervision	15	▲	-	0
Custody and Visitation	206	▼	-28.0%	-80
Delinquency	59	▲	+15.7%	+8
Juvenile Miscellaneous	1	▲	-	+1
New to Workload Study	2	▲	-	+2

\* Compared to same time period as previous year  
 7/11/2024 12:30:55PM

\*\* Case Type Categories are defined in the 2017 Virginia Judicial Workload Assessment  
 Source: SCV-SQL-Information

**CPSS - JCMS CASELOAD STATISTICS OF THE JUVENILE & DOMESTIC RELATIONS DISTRICT COURTS**  
 January 2024 thru June 2024 Filings (Compared to January 2023 thru June 2023)

**Staunton**

District: 25 FIPS: 790

Other	122	▼	-28.2%	-48
Protective Orders	52	▼	-24.6%	-17
Support	155	▲	+49.0%	+51
Traffic	22	▲	+22.2%	+4
<b>GRAND TOTAL</b>	<b>1,045</b>	▼	-1.1%	-12

2024 Overall GRAND TOTAL		Distribution of Caseload		Change*		Percentage (%) of Caseload		
<b>975</b>	-87 -8.2%	<b>Adult</b>	539 55%	3.7% ▲	+19	<b>Adult</b>	2023 49.0%	2024 55.3%
2024		<b>Juvenile</b>	436 45%	-19.6% ▼	-106	<b>Juvenile</b>	51.0%	44.7%
2023		<b>GRAND TOTAL</b>	<b>975</b> 100%	-8.2% ▼	-87	<b>GRAND TOTAL</b>	100%	100%

**Filings by Division & Code**

Division	Case Type Description	Code	Summary	Change	% Change	Absolute Change
<b>Adult</b>	Show Cause	SC	146	▲	+43.1%	+44
	Civil Support	VS	114	▼	-6.6%	-8
	Misdemeanor	CM	79	▼	-10.2%	-9
	Other	OT	69	▼	-4.2%	-3
	Capias	CA	52	▲	+6.1%	+3
	Family Abuse - Protective Order	FP	41	▲	+41.4%	+12
	Felony	CF	16	▼	-42.9%	-12
	Motion - Protective Order	MP	7	▼	-61.1%	-11
	Remand Support	RS	7	▼	-22.2%	-2
	Non-Family Abuse Protective Order	AP	4	▲	+100.0%	+2
	Restricted License for Non-Support	SL	3	▲	+200.0%	+2
	Violation of Protective Order	PV	1	▲	-	+1
		<b>Total</b>		<b>539</b>	▲	<b>3.7%</b>
<b>Juvenile</b>	Custody Visitation	CV	238	▼	-17.4%	-50
	Foster Care Review	FC	37	▲	+19.4%	+6
	Misdemeanor	DM	33	▼	-17.5%	-7
	Permanency Planning	PH	21	▼	-4.5%	-1
	Abuse and Neglect	AN	12	▼	-14.3%	-2
	Traffic	T	12	▲	+50.0%	+4
	Remand Custody	RC	11	▼	-38.9%	-7
	Remand Visitation	RV	11	▼	-38.9%	-7
	Felony	DF	10	▼	-47.4%	-9
	Temporary Detention Order	TD	10	▲	+11.1%	+1
	Truancy	TR	8	▼	-38.5%	-5
	Terminate Parental Rights	TP	7	▼	-56.3%	-9
	Initial Foster Care	IF	6	▼	-14.3%	-1
	Child In Need of Services	CS	4	▼	-50.0%	-4
	Voluntary Continuing Services and Support Agree	VA	4	▲	+33.3%	+1
	Motion - Protective Order	MP	3	▼	-40.0%	-2
	Non-Family Abuse Protective Order	AP	3	▼	-25.0%	-1
	Paternity	PT	3	▼	-57.1%	-4
	Show Cause	SC	3	▼	-40.0%	-2
	Child at Risk	RI	0	▼	-100.0%	-3
	Emergency Custody Order	EC	0	▼	-100.0%	-1
	Other	OT	0	▼	-100.0%	-2
	Status	ST	0	▼	-100.0%	-1
	<b>Total</b>		<b>436</b>	▼	<b>-19.6%</b>	<b>-106</b>
	<b>GRAND TOTAL</b>		<b>975</b>	▼	<b>-8.2%</b>	<b>-87</b>

**Filings by Major Case Category\*\***

Category	Summary	Change	% Change	Absolute Change
Adult Criminal	212	▲	-5.4%	-12
Child Dependency	87	▼	-9.4%	-9
Child in Need of Services/Supervision	12	▼	-45.5%	-10
Custody and Visitation	241	▼	-18.3%	-54
Delinquency	46	▼	-27.0%	-17
Juvenile Miscellaneous	0	▼	-100.0%	-1
Other	108	▼	-16.3%	-21

\* Compared to same time period as previous year  
 7/11/2024 12:30:55PM

\*\* Case Type Categories are defined in the 2017 Virginia Judicial Workload Assessment  
 Source: SCV-SQL-Information

Protective Orders	58	▲		0
Support	199	▲	+19.9%	+33
Traffic	12	▲	+50.0%	+4
<b>GRAND TOTAL</b>	<b>975</b>	▼	-8.2%	-87

2024 Overall GRAND TOTAL		Distribution of Caseload			Change*		Percentage (%) of Caseload		
<b>245</b> -10.3% 	-28	<b>Adult</b>	97	40%	-22.4% ▼	-28	<b>Adult</b>	45.8%	39.6%
		<b>Juvenile</b>	148	60%	0.0%	0	<b>Juvenile</b>	54.2%	60.4%
		<b>GRAND TOTAL</b>	<b>245</b>	100%	-10.3% ▼	-28	<b>GRAND TOTAL</b>	100%	100%

Filings by Division & Code

Division	Case Type Description	Code	Summary	Change	% Change	Absolute Change
<b>Adult</b>	Show Cause	SC	29	▲	+16.0%	+4
	Civil Support	VS	25	▼	-3.8%	-1
	Misdemeanor	CM	18	▼	-33.3%	-9
	Other	OT	11	▼	-52.2%	-12
	Motion - Protective Order	MP	4	▲	+300.0%	+3
	Family Abuse - Protective Order	FP	3	▼	-72.7%	-8
	Remand Support	RS	3	▼	-25.0%	-1
	Capias	CA	2	▼	-60.0%	-3
	Felony	CF	1	▼	-66.7%	-2
	Non-Family Abuse Protective Order	AP	1	▲	-	+1
	<b>Total</b>		<b>97</b>	▼	<b>-22.4%</b>	<b>-28</b>
<b>Juvenile</b>	Custody Visitation	CV	77	▼	-6.1%	-5
	Civil Violation	CI	10	↔	-	-
	Traffic	T	10	▲	+25.0%	+2
	Misdemeanor	DM	9	▼	-10.0%	-1
	Remand Custody	RC	5	▲	+25.0%	+1
	Remand Visitation	RV	5	▲	+25.0%	+1
	Status	ST	5	▲	+25.0%	+1
	Abuse and Neglect	AN	4	▼	-42.9%	-3
	Paternity	PT	3	▲	+50.0%	+1
	Permanency Planning	PH	3	▲	+200.0%	+2
	Emergency Custody Order	EC	2	↔	-	-
	Foster Care Review	FC	2	▼	-33.3%	-1
	Initial Foster Care	IF	2	▲	-	+2
	Motion - Protective Order	MP	2	▲	-	+2
	Capias	CA	1	↔	-	-
	Entrustment	ET	1	▲	-	+1
	Felony	DF	1	▲	-	+1
	Non-Family Abuse Protective Order	AP	1	▲	-	+1
	Other	OT	1	▲	-	+1
	Show Cause	SC	1	▼	-50.0%	-1
	Special Immigrant Juvenile Status	SI	1	▼	-50.0%	-1
	Temporary Detention Order	TD	1	▼	-50.0%	-1
	Truancy	TR	1	▲	-	+1
Terminate Parental Rights	TP	0	▼	-100.0%	-4	
	<b>Total</b>		<b>148</b>		<b>0.0%</b>	<b>0</b>
<b>GRAND TOTAL</b>			<b>245</b>	▼	<b>-10.3%</b>	<b>-28</b>

Filings by Major Case Category\*\*

Category	Summary	Change	% Change	Absolute Change
Adult Criminal	44	▼	-13.7%	-7
Child Dependency	12	▲	-20.0%	-3
Child in Need of Services/Supervision	1	▲	-	+1
Custody and Visitation	80	▲	-4.8%	-4
Delinquency	12	▲	-7.7%	-1
Juvenile Miscellaneous	5	▲	+25.0%	+1
New to Workload Study	11	▼	-8.3%	-1
Other	28	▲	-28.2%	-11

\* Compared to same time period as previous year  
 7/11/2024 12:30:55PM

\*\* Case Type Categories are defined in the 2017 Virginia Judicial Workload Assessment  
 Source: SCV-SQL-Information



**CPSS - JCMS CASELOAD STATISTICS OF THE JUVENILE & DOMESTIC RELATIONS DISTRICT COURTS**  
 January 2024 thru June 2024 Filings (Compared to January 2023 thru June 2023)

Protective Orders	11	▲	-8.3%	-1
Support	31	▼	-11.4%	-4
Traffic	10	▲	+25.0%	+2
<b>GRAND TOTAL</b>	<b>245</b>	▼	-10.3%	-28

2024 Overall GRAND TOTAL		Distribution of Caseload			Change*		Percentage (%) of Caseload		
<b>1,865</b> -83 -4.3% 	Adult	817	44%	-1.9% ▼	-16	Adult	2023	2024	
	Juvenile	1,048	56%	-6.0% ▼	-67	Juvenile	42.8%	43.8%	
<b>GRAND TOTAL</b>		<b>1,865</b>	100%	-4.3% ▼	-83	<b>GRAND TOTAL</b>	100%	100%	

Filings by Division & Code

Division	Case Type Description	Code	Summary	Change	% Change	Absolute Change	
<b>Adult</b>	Civil Support	VS	186	▼	-11.4%	-24	
	Misdemeanor	CM	186	▲	+15.5%	+25	
	Show Cause	SC	162	▼	-5.3%	-9	
	Other	OT	118	▲	+4.4%	+5	
	Family Abuse - Protective Order	FP	60	▼	-6.3%	-4	
	Felony	CF	37	▲	+15.6%	+5	
	Capias	CA	34	▼	-17.1%	-7	
	Remand Support	RS	16	▼	-42.9%	-12	
	Motion - Protective Order	MP	8	▲	+60.0%	+3	
	Violation of Protective Order	PV	5	▲	+150.0%	+3	
	Non-Family Abuse Protective Order	AP	3	▼	-40.0%	-2	
	Protective Order	PC	2	▲	+100.0%	+1	
	Total			<b>817</b>	▼	-1.9%	-16
<b>Juvenile</b>	Custody Visitation	CV	644	▼	-1.4%	-9	
	Misdemeanor	DM	102	▲	+10.9%	+10	
	Traffic	T	62	▲	+37.8%	+17	
	Remand Custody	RC	32	▼	-25.6%	-11	
	Remand Visitation	RV	32	▼	-31.9%	-15	
	Felony	DF	25	▲	+78.6%	+11	
	Paternity	PT	23	▲	+4.5%	+1	
	Truancy	TR	18	▼	-35.7%	-10	
	Status	ST	17	▼	-10.5%	-2	
	Foster Care Review	FC	16	▼	-40.7%	-11	
	Special Immigrant Juvenile Status	SI	11	↔		-	
	Abuse and Neglect	AN	9	▼	-75.7%	-28	
	Motion - Protective Order	MP	9	▲	+50.0%	+3	
	Permanency Planning	PH	9	▼	-47.1%	-8	
	Civil Violation	CI	7	▲	+600.0%	+6	
	Initial Foster Care	IF	6	▼	-25.0%	-2	
	Emergency Custody Order	EC	5	▼	-16.7%	-1	
	Temporary Detention Order	TD	5	▼	-54.5%	-6	
	Non-Family Abuse Protective Order	AP	4	▼	-60.0%	-6	
	Terminate Parental Rights	TP	4	▲	+100.0%	+2	
	Other	OT	3	▼	-57.1%	-4	
	Family Abuse - Protective Order	FP	2	▲	+100.0%	+1	
	Child In Need of Services	CS	1	▼	-66.7%	-2	
	Show Cause	SC	1	▲	-	+1	
	Voluntary Continuing Services and Support Agreem	VA	1	↔		-	
	Emancipation	EP	0	▼	-100.0%	-1	
	Qualified Residential Treatment	QR	0	▼	-100.0%	-3	
	Total			<b>1,048</b>	▼	-6.0%	-67
	<b>GRAND TOTAL</b>			<b>1,865</b>	▼	-4.3%	-83

Filings by Major Case Category\*\*

Category	Summary	Change	% Change	Absolute Change
Adult Criminal	383	▲	+6.1%	+22
Child Dependency	45	▼	-52.6%	-50
Child in Need of Services/Supervision	19	▼	-38.7%	-12
Custody and Visitation	667	▲	-1.2%	-8

\* Compared to same time period as previous year  
 7/11/2024 12:30:55PM

\*\* Case Type Categories are defined in the 2017 Virginia Judicial Workload Assessment  
 Source: SCV-SQL-Information

**CPSS - JCMS CASELOAD STATISTICS OF THE JUVENILE & DOMESTIC RELATIONS DISTRICT COURTS**  
 January 2024 thru June 2024 Filings (Compared to January 2023 thru June 2023)

**Frederick**

District: 26 FIPS: 069

Delinquency	128	▲	+20.8%	+22
Juvenile Miscellaneous	17	▼	-15.0%	-3
New to Workload Study	18	▲	+50.0%	+6
Other	211	▼	-17.3%	-44
Protective Orders	86	▲	-5.5%	-5
Support	229	▼	-10.9%	-28
Traffic	62	▲	+37.8%	+17
<b>GRAND TOTAL</b>	<b>1,865</b>	▼	-4.3%	-83

2024 Overall GRAND TOTAL		Distribution of Caseload			Change*		Percentage (%) of Caseload		
<b>791</b>	-113 -12.5%	<b>Adult</b>	393	50%	0.0%	0	<b>Adult</b>	43.5%	49.7%
2024		<b>Juvenile</b>	398	50%	-22.1%	-113	<b>Juvenile</b>	56.5%	50.3%
2023		<b>GRAND TOTAL</b>	<b>791</b>	100%	-12.5%	-113	<b>GRAND TOTAL</b>	100%	100%

Filings by Division & Code

Division	Case Type Description	Code	Summary	Change	% Change	Absolute Change	
<b>Adult</b>	Misdemeanor	CM	91	▲	+9.6%	+8	
	Other	OT	64	▲	+30.6%	+15	
	Civil Support	VS	62	▼	-4.6%	-3	
	Show Cause	SC	57	▼	-29.6%	-24	
	Family Abuse - Protective Order	FP	43	▲	+19.4%	+7	
	Felony	CF	42	▲	+50.0%	+14	
	Capias	CA	25	▼	-24.2%	-8	
	Motion - Protective Order	MP	5	▼	-58.3%	-7	
	Non-Family Abuse Protective Order	AP	2	▼	-50.0%	-2	
	Remand Support	RS	2	↔		-	
		<b>Total</b>		<b>393</b>		<b>0.0%</b>	<b>0</b>
<b>Juvenile</b>	Custody Visitation	CV	224	▼	-23.3%	-68	
	Misdemeanor	DM	32	▼	-17.9%	-7	
	Status	ST	27	▲	+17.4%	+4	
	Traffic	T	26	▼	-51.9%	-28	
	Permanency Planning	PH	18	▲	+12.5%	+2	
	Abuse and Neglect	AN	10	▼	-28.6%	-4	
	Show Cause	SC	7	▼	-30.0%	-3	
	Truancy	TR	7	▲	+133.3%	+4	
	Capias	CA	5	▲	-	+5	
	Felony	DF	5	↔		-	
	Non-Family Abuse Protective Order	AP	4	▼	-20.0%	-1	
	Terminate Parental Rights	TP	4	▼	-50.0%	-4	
	Voluntary Continuing Services and Support Agreem	VA	4	▲	+300.0%	+3	
	Child In Need of Services	CS	3	▼	-25.0%	-1	
	Foster Care Review	FC	3	▼	-82.4%	-14	
	Initial Foster Care	IF	3	▼	-50.0%	-3	
	Other	OT	3	▲	+50.0%	+1	
	Remand Custody	RC	3	▲	-	+3	
	Remand Visitation	RV	3	▲	-	+3	
	Motion - Protective Order	MP	2	▲	+100.0%	+1	
	Paternity	PT	2	▼	-77.8%	-7	
	Emergency Custody Order	EC	1	▲	-	+1	
	Family Abuse - Protective Order	FP	1	▲	-	+1	
	Temporary Detention Order	TD	1	▲	-	+1	
	Qualified Residential Treatment	QR	0	▼	-100.0%	-2	
		<b>Total</b>		<b>398</b>	▼	<b>-22.1%</b>	<b>-113</b>
	<b>GRAND TOTAL</b>			<b>791</b>	▼	<b>-12.5%</b>	<b>-113</b>

Filings by Major Case Category\*\*

Category	Summary	Change	% Change	Absolute Change
Adult Criminal	194	▲	-1.5%	-3
Child Dependency	42	▲	-34.4%	-22
Child in Need of Services/Supervision	10	▲	+42.9%	+3
Custody and Visitation	226	▼	-24.9%	-75
Delinquency	49	▲	-9.3%	-5
Juvenile Miscellaneous	27	▲	+17.4%	+4
Other	77	▲	+45.3%	+24

\* Compared to same time period as previous year  
 7/11/2024 12:30:55PM

\*\* Case Type Categories are defined in the 2017 Virginia Judicial Workload Assessment  
 Source: SCV-SQL-Information

Protective Orders	57	▲	-1.7%	-1
Support	83	▼	-10.8%	-10
Traffic	26	▼	-51.9%	-28
<b>GRAND TOTAL</b>	<b>791</b>	▼	-12.5%	-113

\* Compared to same time period as previous year  
 7/11/2024 12:30:55PM

\*\* Case Type Categories are defined in the 2017 Virginia Judicial Workload Assessment  
 Source: SCV-SQL-Information

2024 Overall GRAND TOTAL		Distribution of Caseload			Change*		Percentage (%) of Caseload		
<b>3,221</b>	-38 -1.2%	<b>Adult</b>	1,415	44%	3.3% ▲	+45	<b>Adult</b>	42.0%	43.9%
2024		<b>Juvenile</b>	1,806	56%	-4.4% ▼	-83	<b>Juvenile</b>	58.0%	56.1%
2023		<b>GRAND TOTAL</b>	<b>3,221</b>	100%	-1.2% ▼	-38	<b>GRAND TOTAL</b>	100%	100%

**Filings by Division & Code**

Division	Case Type Description	Code	Summary	Change	% Change	Absolute Change	
<b>Adult</b>	Misdemeanor	CM	276	▼	-2.1%	-6	
	Civil Support	VS	267	▲	+2.3%	+6	
	Show Cause	SC	267	▲	+42.8%	+80	
	Other	OT	188	▲	-11.7%	-25	
	Family Abuse - Protective Order	FP	154	▲	+20.3%	+26	
	Felony	CF	149	▼	-0.7%	-1	
	Capias	CA	67	▼	-16.3%	-13	
	Motion - Protective Order	MP	16	▼	-20.0%	-4	
	Non-Family Abuse Protective Order	AP	9	▲	+200.0%	+6	
	Remand Support	RS	9	▼	-64.0%	-16	
	Violation of Protective Order	PV	7	▼	-53.3%	-8	
	Violation Family Abuse Protective Order	PS	5	▲	+400.0%	+4	
	Return of Desposit (Bondsman)	RD	1	▲	-	+1	
	Bond Forfeiture	BF	0	▼	-100.0%	-1	
	Restricted License for Non-Support	SL	0	▼	-100.0%	-4	
<b>Total</b>			<b>1,415</b>	<b>▲</b>	<b>3.3%</b>	<b>+45</b>	
<b>Juvenile</b>	Custody Visitation	CV	748	▼	-5.4%	-43	
	Misdemeanor	DM	226	↔	-	-	
	Traffic	T	158	▼	-3.1%	-5	
	Abuse and Neglect	AN	123	▼	-3.9%	-5	
	Motion - Protective Order	MP	67	▲	+11.7%	+7	
	Felony	DF	65	▲	+47.7%	+21	
	Permanency Planning	PH	65	▼	-1.5%	-1	
	Foster Care Review	FC	44	▼	-13.7%	-7	
	Initial Foster Care	IF	41	▲	+78.3%	+18	
	Paternity	PT	32	▲	+23.1%	+6	
	Special Immigrant Juvenile Status	SI	28	↔	-	-	
	Truancy	TR	25	▼	-21.9%	-7	
	Terminate Parental Rights	TP	24	▲	+4.3%	+1	
	Remand Custody	RC	22	▼	-60.7%	-34	
	Remand Visitation	RV	22	▼	-60.7%	-34	
	Entrustment	ET	21	▲	+250.0%	+15	
	Non-Family Abuse Protective Order	AP	17	▲	+240.0%	+12	
	Show Cause	SC	17	▲	+41.7%	+5	
	Status	ST	16	▼	-27.3%	-6	
	Child In Need of Services	CS	11	▲	+10.0%	+1	
	Voluntary Continuing Services and Support Agree	VA	10	▲	+11.1%	+1	
	Civil Violation	CI	7	▼	-63.2%	-12	
	Capias	CA	4	▲	+300.0%	+3	
	Temporary Detention Order	TD	4	▲	+33.3%	+1	
	Emergency Custody Order	EC	3	↔	-	-	
	Other	OT	2	▲	-	+2	
	Relief of Custody	CR	2	▼	-83.3%	-10	
	Family Abuse - Protective Order	FP	1	▲	-	+1	
	Mental Commitment	MC	1	↔	-	-	
	Juvenile Support	JS	0	▼	-100.0%	-1	
	Qualified Residential Treatment	QR	0	▼	-100.0%	-11	
	Restoration of Parental Rights	RR	0	▼	-100.0%	-1	
	<b>Total</b>			<b>1,806</b>	<b>▼</b>	<b>-4.4%</b>	<b>-83</b>
	<b>GRAND TOTAL</b>			<b>3,221</b>	<b>▼</b>	<b>-1.2%</b>	<b>-38</b>

\* Compared to same time period as previous year  
 7/11/2024 12:30:55PM

\*\* Case Type Categories are defined in the 2017 Virginia Judicial Workload Assessment  
 Source: SCV-SQL-Information

**Filings by Major Case Category\*\***

Category	Summary	Change	% Change	Absolute Change
Adult Criminal	616	▲	-2.4%	-15
Child Dependency	330	▲	+0.3%	+1
Child in Need of Services/Supervision	41	▲	-10.9%	-5
Custody and Visitation	780	▲	-4.5%	-37
Delinquency	307	▲	+10.0%	+28
Juvenile Miscellaneous	16	▼	-27.3%	-6
New to Workload Study	35	▼	-25.5%	-12
Other	252	▲	-29.6%	-106
Protective Orders	264	▲	+22.2%	+48
Support	422	▼	+20.2%	+71
Traffic	158	▼	-3.1%	-5
<b>GRAND TOTAL</b>	<b>3,221</b>	▼	-1.2%	-38

\* Compared to same time period as previous year  
 7/11/2024 12:30:55PM

\*\* Case Type Categories are defined in the 2017 Virginia Judicial Workload Assessment  
 Source: SCV-SQL-Information

2024 Overall GRAND TOTAL		Distribution of Caseload			Change*		Percentage (%) of Caseload		
<b>1,391</b>	-139 -9.1%	<b>Adult</b>	628	45%	-8.1% ▼	-55	<b>Adult</b>	44.6%	45.1%
2024		<b>Juvenile</b>	763	55%	-9.9% ▼	-84	<b>Juvenile</b>	55.4%	54.9%
2023		<b>GRAND TOTAL</b>	<b>1,391</b>	100%	-9.1% ▼	-139	<b>GRAND TOTAL</b>	100%	100%

Filings by Division & Code

Division	Case Type Description	Code	Summary	Change	% Change	Absolute Change	
<b>Adult</b>	Civil Support	VS	133	▲	+35.7%	+35	
	Show Cause	SC	121	▼	-24.8%	-40	
	Misdemeanor	CM	109	▼	-12.8%	-16	
	Other	OT	81	▼	-19.0%	-19	
	Felony	CF	80	▲	+8.1%	+6	
	Family Abuse - Protective Order	FP	43	▼	-23.2%	-13	
	Capias	CA	35	▲	-14.6%	-6	
	Motion - Protective Order	MP	8	▲	+14.3%	+1	
	Remand Support	RS	7	↔	-	-	
	Non-Family Abuse Protective Order	AP	4	▼	-42.9%	-3	
	Emergency Custody Order	EC	3	▲	-	+3	
	Restricted License for Non-Support	SL	2	▼	-33.3%	-1	
	Violation of Protective Order	PV	2	▼	-50.0%	-2	
	<b>Total</b>		<b>628</b>	▼	<b>-8.1%</b>	<b>-55</b>	
<b>Juvenile</b>	Custody Visitation	CV	480	▼	-5.1%	-26	
	Misdemeanor	DM	69	▼	-18.8%	-16	
	Show Cause	SC	23	▲	-17.9%	-5	
	Status	ST	23	▼	-37.8%	-14	
	Child In Need of Services	CS	21	▼	-19.2%	-5	
	Truancy	TR	21	▼	-22.2%	-6	
	Felony	DF	19	▲	+58.3%	+7	
	Permanency Planning	PH	18	▲	+80.0%	+8	
	Traffic	T	14	▼	-41.7%	-10	
	Abuse and Neglect	AN	12	▼	-14.3%	-2	
	Foster Care Review	FC	8	▲	+100.0%	+4	
	Remand Custody	RC	8	▼	-33.3%	-4	
	Remand Visitation	RV	8	▼	-33.3%	-4	
	Paternity	PT	7	▲	+16.7%	+1	
	Non-Family Abuse Protective Order	AP	6	▲	+500.0%	+5	
	Special Immigrant Juvenile Status	SI	6	▲	+500.0%	+5	
	Motion - Protective Order	MP	5	↔	-	-	
	Relief of Custody	CR	4	▲	-	+4	
	Civil Violation	CI	2	▼	-85.7%	-12	
	Emergency Custody Order	EC	2	↔	-	-	
	Entrustment	ET	2	▲	+100.0%	+1	
	Initial Foster Care	IF	2	▼	-66.7%	-4	
	Emancipation	EP	1	▲	-	+1	
	Other	OT	1	▲	-	+1	
	Temporary Detention Order	TD	1	▼	-87.5%	-7	
	Juvenile Support	JS	0	▼	-100.0%	-1	
	Qualified Residential Treatment	QR	0	▼	-100.0%	-2	
	Restoration of Parental Rights	RR	0	▼	-100.0%	-1	
	Terminate Parental Rights	TP	0	▼	-100.0%	-1	
	Voluntary Continuing Services and Support Agreem	VA	0	▼	-100.0%	-1	
		<b>Total</b>		<b>763</b>	▼	<b>-9.9%</b>	<b>-84</b>
	<b>GRAND TOTAL</b>			<b>1,391</b>	▼	<b>-9.1%</b>	<b>-139</b>



**Filings by Major Case Category\*\***

Category	Summary	Change	% Change	Absolute Change
Adult Criminal	308	▼	-18.5%	-70
Child Dependency	46	▲	+17.9%	+7
Child in Need of Services/Supervision	52	▲	-3.7%	-2
Custody and Visitation	487	▲	-4.9%	-25
Delinquency	101	▼	-18.5%	-23
Juvenile Miscellaneous	24	▲	-35.1%	-13
New to Workload Study	8	▲	-46.7%	-7
Other	111	▲	-21.8%	-31
Protective Orders	66	▲	-13.2%	-10
Support	174	▲	+34.9%	+45
Traffic	14	▼	-41.7%	-10
<b>GRAND TOTAL</b>	<b>1,391</b>	▼	-9.1%	-139

\* Compared to same time period as previous year  
 7/11/2024 12:30:55PM

\*\* Case Type Categories are defined in the 2017 Virginia Judicial Workload Assessment  
 Source: SCV-SQL-Information

2024 Overall GRAND TOTAL		Distribution of Caseload		Change*		Percentage (%) of Caseload			
<b>1,435</b> +62 4.5% 	2024 2023	Adult	611	43%	8.9% ▲	+50	Adult	2023 40.9%	2024 42.6%
		Juvenile	824	57%	1.5% ▲	+12	Juvenile	59.1%	57.4%
<b>GRAND TOTAL</b>		<b>1,435</b>	100%	4.5% ▲	+62	<b>GRAND TOTAL</b>	100%	100%	

Filings by Division & Code

Division	Case Type Description	Code	Summary	Change	% Change	Absolute Change
<b>Adult</b>	Civil Support	VS	131	▲	+22.4%	+24
	Misdemeanor	CM	127	▲	+38.0%	+35
	Other	OT	93	▲	+25.7%	+19
	Show Cause	SC	84	▼	-14.3%	-14
	Felony	CF	72	▼	-5.3%	-4
	Family Abuse - Protective Order	FP	47	▲	+17.5%	+7
	Capias	CA	30	▼	-14.3%	-5
	Remand Support	RS	10	▼	-47.4%	-9
	Motion - Protective Order	MP	9	▼	-18.2%	-2
	Non-Family Abuse Protective Order	AP	4	▲	+33.3%	+1
	Violation of Protective Order	PV	2	▼	-60.0%	-3
	Bond Forfeiture	BF	1	↔	-	-
	Restricted License for Non-Support	SL	1	▲	-	+1
<b>Total</b>			<b>611</b>	<b>▲</b>	<b>8.9%</b>	<b>+50</b>
<b>Juvenile</b>	Custody Visitation	CV	367	▼	-20.0%	-92
	Misdemeanor	DM	151	▲	+62.4%	+58
	Status	ST	54	▲	+575.0%	+46
	Permanency Planning	PH	34	▲	+750.0%	+30
	Traffic	T	33	▲	+3.1%	+1
	Truancy	TR	30	▲	+57.9%	+11
	Remand Custody	RC	29	▼	-19.4%	-7
	Remand Visitation	RV	28	▼	-31.7%	-13
	Paternity	PT	14	▲	+16.7%	+2
	Initial Foster Care	IF	13	▼	-40.9%	-9
	Foster Care Review	FC	12	▲	+9.1%	+1
	Terminate Parental Rights	TP	11	▲	-	+11
	Show Cause	SC	9	▲	+12.5%	+1
	Non-Family Abuse Protective Order	AP	8	▲	+166.7%	+5
	Child In Need of Services	CS	7	▲	+133.3%	+4
	Felony	DF	7	▼	-66.7%	-14
	Abuse and Neglect	AN	6	▼	-68.4%	-13
	Temporary Detention Order	TD	4	▲	+100.0%	+2
	Emergency Custody Order	EC	3	▲	+200.0%	+2
	Civil Violation	CI	2	▼	-66.7%	-4
	Motion - Protective Order	MP	1	▼	-83.3%	-5
	Voluntary Continuing Services and Support Agreem	VA	1	▼	-50.0%	-1
	Child at Risk	RI	0	▼	-100.0%	-1
	Qualified Residential Treatment	QR	0	▼	-100.0%	-1
	Special Immigrant Juvenile Status	SI	0	▼	-100.0%	-2
	<b>Total</b>			<b>824</b>	<b>▲</b>	<b>1.5%</b>
<b>GRAND TOTAL</b>			<b>1,435</b>	<b>▲</b>	<b>4.5%</b>	<b>+62</b>

Filings by Major Case Category\*\*

Category	Summary	Change	% Change	Absolute Change
Adult Criminal	276	▼	+1.8%	+5
Child Dependency	77	▲	+28.3%	+17
Child in Need of Services/Supervision	37	▲	+68.2%	+15
Custody and Visitation	381	▼	-19.1%	-90
Delinquency	167	▲	+36.9%	+45

\* Compared to same time period as previous year  
 7/11/2024 12:30:55PM

\*\* Case Type Categories are defined in the 2017 Virginia Judicial Workload Assessment  
 Source: SCV-SQL-Information

**CPSS - JCMS CASELOAD STATISTICS OF THE JUVENILE & DOMESTIC RELATIONS DISTRICT COURTS**  
 January 2024 thru June 2024 Filings (Compared to January 2023 thru June 2023)

Juvenile Miscellaneous	54	▲	+575.0%	+46
New to Workload Study	2	▼	-75.0%	-6
Other	167	▲	-3.5%	-6
Protective Orders	69	▲	+9.5%	+6
Support	172	▲	+20.3%	+29
Traffic	33	▲	+3.1%	+1
<b>GRAND TOTAL</b>	<b>1,435</b>	▲	4.5%	+62

2024 Overall GRAND TOTAL		Distribution of Caseload			Change*		Percentage (%) of Caseload		
<b>1,120</b>	-63 -5.3%	<b>Adult</b>	528	47%	5.0% ▲	+25	<b>Adult</b>	42.5%	47.1%
2024		<b>Juvenile</b>	592	53%	-12.9% ▼	-88	<b>Juvenile</b>	57.5%	52.9%
2023		<b>GRAND TOTAL</b>	<b>1,120</b>	100%	-5.3% ▼	-63	<b>GRAND TOTAL</b>	100%	100%

Filings by Division & Code

Division	Case Type Description	Code	Summary	Change	% Change	Absolute Change	
<b>Adult</b>	Misdemeanor	CM	147	▲	+12.2%	+16	
	Other	OT	100	▲	+16.3%	+14	
	Civil Support	VS	83	▲	+7.8%	+6	
	Show Cause	SC	75	▲	-6.3%	-5	
	Felony	CF	37	▲	+19.4%	+6	
	Family Abuse - Protective Order	FP	27	▼	-25.0%	-9	
	Capias	CA	26	▼	-21.2%	-7	
	Protective Order	PC	10	▼	-9.1%	-1	
	Violation of Protective Order	PV	9	▲	+80.0%	+4	
	Motion - Protective Order	MP	7	▲	+40.0%	+2	
	Remand Support	RS	6	▲	+200.0%	+4	
	Non-Family Abuse Protective Order	AP	1	▼	-80.0%	-4	
	Violation Family Abuse Protective Order	PS	0	▼	-100.0%	-1	
	<b>Total</b>		<b>528</b>	▲	<b>5.0%</b>	<b>+25</b>	
<b>Juvenile</b>	Custody Visitation	CV	271	▼	-25.3%	-92	
	Misdemeanor	DM	110	▲	+42.9%	+33	
	Traffic	T	29	▼	-19.4%	-7	
	Abuse and Neglect	AN	23	▼	-4.2%	-1	
	Status	ST	22	▲	+46.7%	+7	
	Felony	DF	18	▲	+5.9%	+1	
	Truancy	TR	15	▼	-21.1%	-4	
	Foster Care Review	FC	14	▲	+16.7%	+2	
	Permanency Planning	PH	14	▲	+55.6%	+5	
	Special Immigrant Juvenile Status	SI	9	▼	-43.8%	-7	
	Paternity	PT	8	▼	-76.5%	-26	
	Remand Custody	RC	8	▲	+700.0%	+7	
	Remand Visitation	RV	8	▲	+700.0%	+7	
	Terminate Parental Rights	TP	8	▼	-33.3%	-4	
	Civil Violation	CI	6	▲	+100.0%	+3	
	Initial Foster Care	IF	6	▼	-25.0%	-2	
	Motion - Protective Order	MP	6	▼	-50.0%	-6	
	Temporary Detention Order	TD	5	▼	-28.6%	-2	
	Emergency Custody Order	EC	4	↔		-	
	Non-Family Abuse Protective Order	AP	2	▼	-71.4%	-5	
	Other	OT	2	▲	+100.0%	+1	
	Voluntary Continuing Services and Support Agree	VA	2	▲	+100.0%	+1	
	Child In Need of Services	CS	1	▲	-	+1	
	Show Cause	SC	1	▲	-	+1	
	Entrustment	ET	0	▼	-100.0%	-1	
		<b>Total</b>		<b>592</b>	▼	<b>-12.9%</b>	<b>-88</b>
		<b>GRAND TOTAL</b>		<b>1,120</b>	▼	<b>-5.3%</b>	<b>-63</b>

Filings by Major Case Category\*\*

Category	Summary	Change	% Change	Absolute Change
Adult Criminal	283	▼	+1.8%	+5
Child Dependency	67	▲		0
Child in Need of Services/Supervision	16	▲	-15.8%	-3
Custody and Visitation	279	▼	-29.7%	-118
Delinquency	129	▲	+37.2%	+35

\* Compared to same time period as previous year  
 7/11/2024 12:30:55PM

\*\* Case Type Categories are defined in the 2017 Virginia Judicial Workload Assessment  
 Source: SCV-SQL-Information

Juvenile Miscellaneous	22	▲	+46.7%	+7
New to Workload Study	15	▲	-21.1%	-4
Other	133	▲	+30.4%	+31
Protective Orders	43	▼	-33.8%	-22
Support	104	▲	+14.3%	+13
Traffic	29	▼	-19.4%	-7
<b>GRAND TOTAL</b>	<b>1,120</b>	▼	-5.3%	-63

2024 Overall GRAND TOTAL		Distribution of Caseload		Change*		Percentage (%) of Caseload		
<b>149</b> +36 31.9% 	Adult	71	48%	12.7%	▲	+8	2023	2024
	Juvenile	78	52%	56.0%	▲	+28	55.8%	47.7%
<b>GRAND TOTAL</b>		<b>149</b>	100%	31.9%	▲	+36	<b>100%</b>	<b>100%</b>

Filings by Division & Code

Division	Case Type Description	Code	Summary	Change	% Change	Absolute Change
<b>Adult</b>	Misdemeanor	CM	27	▲	+92.9%	+13
	Civil Support	VS	12	▲	+20.0%	+2
	Felony	CF	10	▲	+42.9%	+3
	Other	OT	8	▼	-42.9%	-6
	Show Cause	SC	8	▲	+60.0%	+3
	Family Abuse - Protective Order	FP	3	▼	-75.0%	-9
	Bond Forfeiture	BF	1	▲	-	+1
	Capias	CA	1	↔	-	-
	Restricted License for Non-Support	SL	1	▲	-	+1
	Total			<b>71</b>	▲	<b>12.7%</b>
<b>Juvenile</b>	Custody Visitation	CV	54	▲	+50.0%	+18
	Status	ST	7	▲	-	+7
	Misdemeanor	DM	5	▲	+66.7%	+2
	Motion - Protective Order	MP	4	▲	-	+4
	Abuse and Neglect	AN	2	▲	+100.0%	+1
	Traffic	T	2	▼	-71.4%	-5
	Voluntary Continuing Services and Support Agreem	VA	2	▲	-	+2
	Foster Care Review	FC	1	↔	-	-
	Permanency Planning	PH	1	▲	-	+1
	Felony	DF	0	▼	-100.0%	-1
	Qualified Residential Treatment	QR	0	▼	-100.0%	-1
Total			<b>78</b>	▲	<b>56.0%</b>	<b>+28</b>
<b>GRAND TOTAL</b>			<b>149</b>	▲	<b>31.9%</b>	<b>+36</b>

Filings by Major Case Category\*\*

Category	Summary	Change	% Change	Absolute Change	
Adult Criminal	44	▲	+83.3%	+20	
Child Dependency	6	▲	+100.0%	+3	
Custody and Visitation	54	▲	+50.0%	+18	
Delinquency	5	▼	+25.0%	+1	
Juvenile Miscellaneous	7	▲	-	+7	
Other	8	▼	-42.9%	-6	
Protective Orders	7	▲	-41.7%	-5	
Support	16	▲	+23.1%	+3	
Traffic	2	▼	-71.4%	-5	
<b>GRAND TOTAL</b>		<b>149</b>	▲	<b>31.9%</b>	<b>+36</b>

\* Compared to same time period as previous year  
 7/11/2024 12:30:55PM

\*\* Case Type Categories are defined in the 2017 Virginia Judicial Workload Assessment  
 Source: SCV-SQL-Information

2024 Overall GRAND TOTAL		Distribution of Caseload		Change*		Percentage (%) of Caseload		
<b>835</b>	-118 -12.4%	<b>Adult</b>	366 44%	-16.4% ▼	-72	<b>Adult</b>	2023 46.0%	2024 43.8%
2024		<b>Juvenile</b>	469 56%	-8.9% ▼	-46	<b>Juvenile</b>	54.0%	56.2%
2023		<b>GRAND TOTAL</b>	<b>835</b> 100%	-12.4% ▼	-118	<b>GRAND TOTAL</b>	100%	100%

Filings by Division & Code

Division	Case Type Description	Code	Summary	Change	% Change	Absolute Change	
<b>Adult</b>	Other	OT	77	▼	-15.4%	-14	
	Show Cause	SC	73	▲	-3.9%	-3	
	Misdemeanor	CM	68	▼	-26.9%	-25	
	Civil Support	VS	54	▼	-19.4%	-13	
	Felony	CF	36	▲	+111.8%	+19	
	Family Abuse - Protective Order	FP	33	▼	-28.3%	-13	
	Capias	CA	20	▼	-39.4%	-13	
	Non-Family Abuse Protective Order	AP	2	▲	+100.0%	+1	
	Violation of Protective Order	PV	2	▼	-71.4%	-5	
	Remand Support	RS	1	▼	-66.7%	-2	
	Motion - Protective Order	MP	0	▼	-100.0%	-4	
	<b>Total</b>		<b>366</b>	▼	<b>-16.4%</b>	<b>-72</b>	
<b>Juvenile</b>	Custody Visitation	CV	288	▼	-5.9%	-18	
	Abuse and Neglect	AN	30	▲	+328.6%	+23	
	Misdemeanor	DM	30	▲	+25.0%	+6	
	Traffic	T	23	▼	-39.5%	-15	
	Status	ST	16	▼	-33.3%	-8	
	Permanency Planning	PH	14	▼	-44.0%	-11	
	Foster Care Review	FC	13	↔		-	
	Initial Foster Care	IF	9	▲	+125.0%	+5	
	Paternity	PT	9	▲	+28.6%	+2	
	Motion - Protective Order	MP	6	▼	-62.5%	-10	
	Relief of Custody	CR	6	▲	+50.0%	+2	
	Felony	DF	5	↔		-	
	Remand Custody	RC	4	▼	-42.9%	-3	
	Remand Visitation	RV	4	▼	-42.9%	-3	
	Truancy	TR	4	▲	+33.3%	+1	
	Voluntary Continuing Services and Support Agreen	VA	3	▲	+200.0%	+2	
	Terminate Parental Rights	TP	2	↔		-	
	Emergency Custody Order	EC	1	▲	-	+1	
	Other	OT	1	▲	-	+1	
	Temporary Detention Order	TD	1	▼	-83.3%	-5	
	Capias	CA	0	▼	-100.0%	-1	
	Child In Need of Services	CS	0	▼	-100.0%	-1	
	Civil Violation	CI	0	▼	-100.0%	-1	
	Emancipation	EP	0	▼	-100.0%	-1	
	Entrustment	ET	0	▼	-100.0%	-3	
	Non-Family Abuse Protective Order	AP	0	▼	-100.0%	-1	
	Qualified Residential Treatment	QR	0	▼	-100.0%	-6	
	Show Cause	SC	0	▼	-100.0%	-2	
		<b>Total</b>		<b>469</b>	▼	<b>-8.9%</b>	<b>-46</b>
	<b>GRAND TOTAL</b>			<b>835</b>	▼	<b>-12.4%</b>	<b>-118</b>

Filings by Major Case Category\*\*

Category	Summary	Change	% Change	Absolute Change
Adult Criminal	173	▼	-18.8%	-40
Child Dependency	77	▲	+18.5%	+12
Child in Need of Services/Supervision	4	▼		0
Custody and Visitation	297	▲	-5.1%	-16

\* Compared to same time period as previous year  
 7/11/2024 12:30:55PM

\*\* Case Type Categories are defined in the 2017 Virginia Judicial Workload Assessment  
 Source: SCV-SQL-Information

**CPSS - JCMS CASELOAD STATISTICS OF THE JUVENILE & DOMESTIC RELATIONS DISTRICT COURTS**  
 January 2024 thru June 2024 Filings (Compared to January 2023 thru June 2023)

Delinquency	35	▼	+9.4%	+3
Juvenile Miscellaneous	16	▼	-36.0%	-9
New to Workload Study	0	▼	-100.0%	-1
Other	89	▲	-21.9%	-25
Protective Orders	41	▼	-39.7%	-27
Support	80	▲		0
Traffic	23	▼	-39.5%	-15
<b>GRAND TOTAL</b>	<b>835</b>	▼	-12.4%	-118



2024 Overall GRAND TOTAL		Distribution of Caseload		Change*		Percentage (%) of Caseload			
<b>386</b> +58 17.7% 	Adult	165	43%	31.0%	▲	+39	Adult	38.4%	42.7%
	Juvenile	221	57%	9.4%	▲	+19	Juvenile	61.6%	57.3%
<b>GRAND TOTAL</b>		<b>386</b>	100%	17.7%	▲	+58	<b>GRAND TOTAL</b>	100%	100%

Filings by Division & Code

Division	Case Type Description	Code	Summary	Change	% Change	Absolute Change	
<b>Adult</b>	Other	OT	36	▲	+24.1%	+7	
	Misdemeanor	CM	35	▲	+52.2%	+12	
	Civil Support	VS	32	▲	+60.0%	+12	
	Show Cause	SC	23	▲	-	-	
	Family Abuse - Protective Order	FP	13	▼	-18.8%	-3	
	Felony	CF	12	▲	+300.0%	+9	
	Motion - Protective Order	MP	8	▲	+33.3%	+2	
	Remand Support	RS	6	▲	+500.0%	+5	
	Capias	CA	0	▼	-100.0%	-2	
	Non-Family Abuse Protective Order	AP	0	▼	-100.0%	-3	
Total			<b>165</b>	▲	<b>31.0%</b>	<b>+39</b>	
<b>Juvenile</b>	Custody Visitation	CV	107	▼	-0.9%	-1	
	Traffic	T	19	▲	+35.7%	+5	
	Remand Custody	RC	14	▲	+1,300.0%	+13	
	Remand Visitation	RV	14	▲	+1,300.0%	+13	
	Abuse and Neglect	AN	11	▼	-35.3%	-6	
	Felony	DF	11	▲	+1,000.0%	+10	
	Terminate Parental Rights	TP	10	▲	+400.0%	+8	
	Motion - Protective Order	MP	8	▲	+100.0%	+4	
	Permanency Planning	PH	6	▲	+50.0%	+2	
	Misdemeanor	DM	5	▼	-44.4%	-4	
	Foster Care Review	FC	4	▼	-66.7%	-8	
	Status	ST	4	▼	-33.3%	-2	
	Emergency Custody Order	EC	2	▲	-	+2	
	Initial Foster Care	IF	2	▼	-60.0%	-3	
	Entrustment	ET	1	▲	-	+1	
	Non-Family Abuse Protective Order	AP	1	↔	-	-	
	Paternity	PT	1	↔	-	-	
	Temporary Detention Order	TD	1	▼	-66.7%	-2	
	Civil Violation	CI	0	▼	-100.0%	-5	
	Emancipation	EP	0	▼	-100.0%	-1	
	Other	OT	0	▼	-100.0%	-1	
	Qualified Residential Treatment	QR	0	▼	-100.0%	-1	
	Show Cause	SC	0	▼	-100.0%	-1	
	Truancy	TR	0	▼	-100.0%	-2	
	Voluntary Continuing Services and Support Agreem	VA	0	▼	-100.0%	-2	
	Total			<b>221</b>	▲	<b>9.4%</b>	<b>+19</b>
	<b>GRAND TOTAL</b>			<b>386</b>	▲	<b>17.7%</b>	<b>+58</b>

Filings by Major Case Category\*\*

Category	Summary	Change	% Change	Absolute Change
Adult Criminal	56	▲	+27.3%	+12
Child Dependency	34	▲	-20.9%	-9
Child in Need of Services/Supervision	0	▼	-100.0%	-2
Custody and Visitation	108	▼	-0.9%	-1
Delinquency	16	▲	+45.5%	+5
Juvenile Miscellaneous	4	▼	-42.9%	-3
New to Workload Study	0	▼	-100.0%	-5

\* Compared to same time period as previous year  
 7/11/2024 12:30:55PM

\*\* Case Type Categories are defined in the 2017 Virginia Judicial Workload Assessment  
 Source: SCV-SQL-Information

**CPSS - JCMS CASELOAD STATISTICS OF THE JUVENILE & DOMESTIC RELATIONS DISTRICT COURTS**  
 January 2024 thru June 2024 Filings (Compared to January 2023 thru June 2023)

Other	73	▲	+102.8%	+37
Protective Orders	30	▲		0
Support	46	▲	+70.4%	+19
Traffic	19	▲	+35.7%	+5
<b>GRAND TOTAL</b>	<b>386</b>	▲	17.7%	+58

2024 Overall GRAND TOTAL		Distribution of Caseload		Change*		Percentage (%) of Caseload			
<b>335</b>	-66 -16.5%	<b>Adult</b>	138	41%	-29.6% ▼	-58	<b>Adult</b>	48.9%	41.2%
2024		<b>Juvenile</b>	197	59%	-3.9% ▼	-8	<b>Juvenile</b>	51.1%	58.8%
2023		<b>GRAND TOTAL</b>	<b>335</b>	100%	-16.5% ▼	-66	<b>GRAND TOTAL</b>	100%	100%

Filings by Division & Code

Division	Case Type Description	Code	Summary	Change	% Change	Absolute Change
<b>Adult</b>	Other	OT	41	▲	+2.5%	+1
	Misdemeanor	CM	29	▼	-52.5%	-32
	Civil Support	VS	23	▲	+9.5%	+2
	Show Cause	SC	18	▼	-25.0%	-6
	Felony	CF	11	▼	-26.7%	-4
	Capias	CA	4	▼	-71.4%	-10
	Family Abuse - Protective Order	FP	4	▼	-60.0%	-6
	Violation of Protective Order	PV	4	▲	+33.3%	+1
	Emergency Custody Order	EC	2	▲	-	+2
	Motion - Protective Order	MP	2	▼	-75.0%	-6
	<b>Total</b>		<b>138</b>	▼	<b>-29.6%</b>	<b>-58</b>
<b>Juvenile</b>	Custody Visitation	CV	75	▼	-13.8%	-12
	Permanency Planning	PH	22	▲	+83.3%	+10
	Abuse and Neglect	AN	18	▲	+38.5%	+5
	Misdemeanor	DM	18	▲	+38.5%	+5
	Terminate Parental Rights	TP	18	▲	+80.0%	+8
	Motion - Protective Order	MP	9	▲	+12.5%	+1
	Traffic	T	8	▼	-65.2%	-15
	Initial Foster Care	IF	6	▼	-14.3%	-1
	Foster Care Review	FC	5	▼	-64.3%	-9
	Voluntary Continuing Services and Support Agree	VA	4	▲	+300.0%	+3
	Child In Need of Services	CS	3	▲	-	+3
	Paternity	PT	3	▲	+50.0%	+1
	Felony	DF	2	▲	+100.0%	+1
	Non-Family Abuse Protective Order	AP	2	▲	-	+2
	Temporary Detention Order	TD	2	▲	+100.0%	+1
	Emergency Custody Order	EC	1	▲	-	+1
	Relief of Custody	CR	1	↔	-	-
	Civil Violation	CI	0	▼	-100.0%	-3
	Emancipation	EP	0	▼	-100.0%	-1
	Qualified Residential Treatment	QR	0	▼	-100.0%	-2
	Show Cause	SC	0	▼	-100.0%	-2
	Status	ST	0	▼	-100.0%	-2
	Truancy	TR	0	▼	-100.0%	-2
	<b>Total</b>		<b>197</b>	▼	<b>-3.9%</b>	<b>-8</b>
<b>GRAND TOTAL</b>			<b>335</b>	▼	<b>-16.5%</b>	<b>-66</b>

Filings by Major Case Category\*\*

Category	Summary	Change	% Change	Absolute Change
Adult Criminal	59	▼	-46.8%	-52
Child Dependency	74	▲	+23.3%	+14
Child in Need of Services/Supervision	3	▲	+50.0%	+1
Custody and Visitation	78	▲	-12.4%	-11
Delinquency	20	▲	+25.0%	+4
Juvenile Miscellaneous	0	▼	-100.0%	-3
New to Workload Study	0	▼	-100.0%	-3
Other	46	▲	+12.2%	+5
Protective Orders	17	▲	-34.6%	-9

\* Compared to same time period as previous year  
 7/11/2024 12:30:55PM

\*\* Case Type Categories are defined in the 2017 Virginia Judicial Workload Assessment  
 Source: SCV-SQL-Information

**CPSS - JCMS CASELOAD STATISTICS OF THE JUVENILE & DOMESTIC RELATIONS DISTRICT COURTS**  
January 2024 thru June 2024 Filings (Compared to January 2023 thru June 2023)

Support	30	▲	+11.1%	+3
Traffic	8	▼	-65.2%	-15
<b>GRAND TOTAL</b>	<b>335</b>	▼	-16.5%	-66

\* Compared to same time period as previous year  
7/11/2024 12:30:55PM

\*\* Case Type Categories are defined in the 2017 Virginia Judicial Workload Assessment  
Source: SCV-SQL-Information

2024 Overall GRAND TOTAL		Distribution of Caseload		Change*		Percentage (%) of Caseload			
<b>712</b> +127 21.7% 		<b>Adult</b>	273	38%	16.7% ▲	+39	<b>Adult</b>	40.0%	38.3%
		<b>Juvenile</b>	439	62%	25.1% ▲	+88	<b>Juvenile</b>	60.0%	61.7%
		<b>GRAND TOTAL</b>	<b>712</b>	100%	21.7% ▲	+127	<b>GRAND TOTAL</b>	100%	100%

Filings by Division & Code

Division	Case Type Description	Code	Summary	Change	% Change	Absolute Change	
<b>Adult</b>	Show Cause	SC	73	▲	+121.2%	+40	
	Civil Support	VS	53	▲	+39.5%	+15	
	Misdemeanor	CM	46	▼	-4.2%	-2	
	Other	OT	38	▲	+8.6%	+3	
	Family Abuse - Protective Order	FP	27	↔		-	
	Capias	CA	15	▲	+36.4%	+4	
	Felony	CF	8	▼	-38.5%	-5	
	Violation of Protective Order	PV	5	▼	-54.5%	-6	
	Motion - Protective Order	MP	4	▼	-66.7%	-8	
	Non-Family Abuse Protective Order	AP	2	▲	+100.0%	+1	
	Remand Support	RS	2	▼	-50.0%	-2	
	Violation Family Abuse Protective Order	PS	0	▼	-100.0%	-1	
		<b>Total</b>		<b>273</b>	<b>▲</b>	<b>16.7%</b>	<b>+39</b>
<b>Juvenile</b>	Custody Visitation	CV	304	▲	+26.7%	+64	
	Motion - Protective Order	MP	22	▲	+2,100.0%	+21	
	Misdemeanor	DM	14	▲	+27.3%	+3	
	Felony	DF	11	▲	+57.1%	+4	
	Permanency Planning	PH	10	▲	+11.1%	+1	
	Remand Custody	RC	10	▲	+25.0%	+2	
	Remand Visitation	RV	10	▲	+11.1%	+1	
	Traffic	T	10	▼	-16.7%	-2	
	Terminate Parental Rights	TP	6	▲	+100.0%	+3	
	Foster Care Review	FC	5	▼	-61.5%	-8	
	Relief of Custody	CR	5	▲	+400.0%	+4	
	Temporary Detention Order	TD	5	▲	+150.0%	+3	
	Abuse and Neglect	AN	4	▼	-42.9%	-3	
	Non-Family Abuse Protective Order	AP	4	▲	+300.0%	+3	
	Truancy	TR	4	▲	+33.3%	+1	
	Child In Need of Services	CS	3	▲	+200.0%	+2	
	Initial Foster Care	IF	3	▼	-57.1%	-4	
	Other	OT	3	▲	-	+3	
	Paternity	PT	3	▼	-57.1%	-4	
	Entrustment	ET	2	▲	+100.0%	+1	
	Voluntary Continuing Services and Support Agreen	VA	1	↔		-	
	Emergency Custody Order	EC	0	▼	-100.0%	-1	
	Qualified Residential Treatment	QR	0	▼	-100.0%	-3	
	Show Cause	SC	0	▼	-100.0%	-1	
	Status	ST	0	▼	-100.0%	-2	
		<b>Total</b>		<b>439</b>	<b>▲</b>	<b>25.1%</b>	<b>+88</b>
	<b>GRAND TOTAL</b>			<b>712</b>	<b>▲</b>	<b>21.7%</b>	<b>+127</b>

Filings by Major Case Category\*\*

Category	Summary	Change	% Change	Absolute Change
Adult Criminal	120	▲	+23.7%	+23
Child Dependency	36	▲	-20.0%	-9
Child in Need of Services/Supervision	7	▲	+75.0%	+3
Custody and Visitation	307	▼	+24.3%	+60
Delinquency	25	▼	+31.6%	+6

\* Compared to same time period as previous year  
 7/11/2024 12:30:55PM

\*\* Case Type Categories are defined in the 2017 Virginia Judicial Workload Assessment  
 Source: SCV-SQL-Information

**CPSS - JCMS CASELOAD STATISTICS OF THE JUVENILE & DOMESTIC RELATIONS DISTRICT COURTS**  
 January 2024 thru June 2024 Filings (Compared to January 2023 thru June 2023)

Juvenile Miscellaneous	1	▲	-50.0%	-1
Other	67	▲	+13.6%	+8
Protective Orders	59	▲	+40.5%	+17
Support	80	▲	+37.9%	+22
Traffic	10	▼	-16.7%	-2
<b>GRAND TOTAL</b>	<b>712</b>	▲	21.7%	+127

2024 Overall GRAND TOTAL		Distribution of Caseload		Change*		Percentage (%) of Caseload		
<b>462</b> +78 20.3% 	<b>Adult</b> <b>Juvenile</b> <b>GRAND TOTAL</b>	224	48%	5.7% ▲	+12	<b>Adult</b> <b>Juvenile</b> <b>GRAND TOTAL</b>	2023 55.2% 44.8% 100%	2024 48.5% 51.5% 100%
		462	100%	20.3% ▲	+78	100%	100%	

Filings by Division & Code

Division	Case Type Description	Code	Summary	Change	% Change	Absolute Change	
<b>Adult</b>	Misdemeanor	CM	55	▼	-5.2%	-3	
	Other	OT	41	▲	+215.4%	+28	
	Civil Support	VS	40	▲	+8.1%	+3	
	Show Cause	SC	36	▲	+28.6%	+8	
	Capias	CA	18	▲	+100.0%	+9	
	Felony	CF	15	▲	+150.0%	+9	
	Family Abuse - Protective Order	FP	14	▼	-72.5%	-37	
	Motion - Protective Order	MP	2	▼	-33.3%	-1	
	Remand Support	RS	2	▲	+100.0%	+1	
	Violation Family Abuse Protective Order	PS	1	▲	-	+1	
	Bond Forfeiture	BF	0	▼	-100.0%	-1	
	Non-Family Abuse Protective Order	AP	0	▼	-100.0%	-3	
	Protective Order	PC	0	▼	-100.0%	-1	
	Violation of Protective Order	PV	0	▼	-100.0%	-1	
	<b>Total</b>		<b>224</b>	<b>▲</b>	<b>5.7%</b>	<b>+12</b>	
<b>Juvenile</b>	Custody Visitation	CV	157	▲	+78.4%	+69	
	Initial Foster Care	IF	11	▲	+83.3%	+5	
	Misdemeanor	DM	11	▼	-42.1%	-8	
	Foster Care Review	FC	9	▲	+80.0%	+4	
	Felony	DF	8	▲	+166.7%	+5	
	Permanency Planning	PH	8	▼	-11.1%	-1	
	Traffic	T	7	▼	-30.0%	-3	
	Abuse and Neglect	AN	6	▼	-40.0%	-4	
	Paternity	PT	4	▲	+33.3%	+1	
	Civil Violation	CI	3	▲	+50.0%	+1	
	Terminate Parental Rights	TP	3	▼	-50.0%	-3	
	Non-Family Abuse Protective Order	AP	2	▲	-	+2	
	Child In Need of Services	CS	1	↔	-	-	
	Family Abuse - Protective Order	FP	1	▲	-	+1	
	Juvenile Support	JS	1	▲	-	+1	
	Mental Commitment	MC	1	▲	-	+1	
	Motion - Protective Order	MP	1	▲	-	+1	
	Remand Visitation	RV	1	▲	-	+1	
	Status	ST	1	▼	-66.7%	-2	
	Temporary Detention Order	TD	1	↔	-	-	
	Truancy	TR	1	↔	-	-	
	Emergency Custody Order	EC	0	▼	-100.0%	-1	
	Relief of Custody	CR	0	▼	-100.0%	-1	
	Remand Custody	RC	0	▼	-100.0%	-3	
		<b>Total</b>		<b>238</b>	<b>▲</b>	<b>38.4%</b>	<b>+66</b>
		<b>GRAND TOTAL</b>		<b>462</b>	<b>▲</b>	<b>20.3%</b>	<b>+78</b>

Filings by Major Case Category\*\*

Category	Summary	Change	% Change	Absolute Change
Adult Criminal	109	▲	+19.8%	+18
Child Dependency	37	▼	-	0
Child in Need of Services/Supervision	2	↔	-	0
Custody and Visitation	161	▲	+76.9%	+70
Delinquency	19	▲	-13.6%	-3

\* Compared to same time period as previous year  
 7/11/2024 12:30:55PM

\*\* Case Type Categories are defined in the 2017 Virginia Judicial Workload Assessment  
 Source: SCV-SQL-Information

**CPSS - JCMS CASELOAD STATISTICS OF THE JUVENILE & DOMESTIC RELATIONS DISTRICT COURTS**  
 January 2024 thru June 2024 Filings (Compared to January 2023 thru June 2023)

Juvenile Miscellaneous	1	▼	-66.7%	-2
New to Workload Study	3	▲	+50.0%	+1
Other	46	▲	+142.1%	+27
Protective Orders	20	▲	-64.9%	-37
Support	57	▲	+14.0%	+7
Traffic	7	▼	-30.0%	-3
<b>GRAND TOTAL</b>	<b>462</b>	▲	20.3%	+78



2024 Overall GRAND TOTAL		Distribution of Caseload			Change*		Percentage (%) of Caseload		
<b>1,858</b>	+76 4.3%	<b>Adult</b>	997	54%	9.4% ▲	+86	<b>Adult</b>	51.1%	53.7%
2024		<b>Juvenile</b>	861	46%	-1.1% ▼	-10	<b>Juvenile</b>	48.9%	46.3%
2023		<b>GRAND TOTAL</b>	<b>1,858</b>	100%	4.3% ▲	+76	<b>GRAND TOTAL</b>	100%	100%

**Filings by Division & Code**

Division	Case Type Description	Code	Summary	Change	% Change	Absolute Change	
<b>Adult</b>	Misdemeanor	CM	227	▼	-14.0%	-37	
	Other	OT	192	▲	+20.0%	+32	
	Civil Support	VS	155	▼	-3.1%	-5	
	Show Cause	SC	155	▲	+19.2%	+25	
	Felony	CF	136	▲	+97.1%	+67	
	Family Abuse - Protective Order	FP	76	▲	+5.6%	+4	
	Capias	CA	22	▼	-26.7%	-8	
	Motion - Protective Order	MP	12	↔		-	
	Non-Family Abuse Protective Order	AP	10	▲	+900.0%	+9	
	Remand Support	RS	10	▲	+66.7%	+4	
	Violation of Protective Order	PV	2	↔		-	
	Restricted License for Non-Support	SL	0	▼	-100.0%	-5	
		<b>Total</b>		<b>997</b>	<b>▲</b>	<b>9.4%</b>	<b>+86</b>
<b>Juvenile</b>	Custody Visitation	CV	460	▼	-2.5%	-12	
	Misdemeanor	DM	94	▼	-16.8%	-19	
	Felony	DF	53	▼	-8.6%	-5	
	Traffic	T	48	▲	+23.1%	+9	
	Abuse and Neglect	AN	36	▲	+80.0%	+16	
	Remand Custody	RC	33	▲	+83.3%	+15	
	Motion - Protective Order	MP	29	▲	+38.1%	+8	
	Truancy	TR	18	↔		-	
	Non-Family Abuse Protective Order	AP	10	▲	+66.7%	+4	
	Civil Violation	CI	9	▲	+80.0%	+4	
	Status	ST	8	▼	-20.0%	-2	
	Temporary Detention Order	TD	8	▼	-52.9%	-9	
	Child In Need of Services	CS	7	▲	+133.3%	+4	
	Initial Foster Care	IF	7	↔		-	
	Remand Visitation	RV	7	▲	+40.0%	+2	
	Paternity	PT	6	▲	+50.0%	+2	
	Foster Care Review	FC	5	▼	-16.7%	-1	
	Permanency Planning	PH	5	▼	-37.5%	-3	
	Other	OT	4	↔		-	
	Show Cause	SC	4	▲	+33.3%	+1	
	Emergency Custody Order	EC	3	▼	-66.7%	-6	
	Voluntary Continuing Services and Support Agreem	VA	3	▲	+50.0%	+1	
	Special Immigrant Juvenile Status	SI	2	▲	+100.0%	+1	
	Juvenile Support	JS	1	▲	-	+1	
	Relief of Custody	CR	1	▼	-66.7%	-2	
	Emancipation	EP	0	▼	-100.0%	-1	
	Mental Commitment	MC	0	▼	-100.0%	-2	
	Terminate Parental Rights	TP	0	▼	-100.0%	-16	
		<b>Total</b>		<b>861</b>	<b>▼</b>	<b>-1.1%</b>	<b>-10</b>
	<b>GRAND TOTAL</b>			<b>1,858</b>	<b>▲</b>	<b>4.3%</b>	<b>+76</b>

**Filings by Major Case Category\*\***

Category	Summary	Change	% Change	Absolute Change
Adult Criminal	494	▲	+10.5%	+47
Child Dependency	57	▼	-8.1%	-5
Child in Need of Services/Supervision	25	▲	+19.0%	+4

\* Compared to same time period as previous year  
 7/11/2024 12:30:55PM

\*\* Case Type Categories are defined in the 2017 Virginia Judicial Workload Assessment  
 Source: SCV-SQL-Information

Custody and Visitation	466	▲	-2.1%	-10
Delinquency	151	▲	-13.2%	-23
Juvenile Miscellaneous	8	▼	-27.3%	-3
New to Workload Study	11	▲	+83.3%	+5
Other	257	▼	+16.3%	+36
Protective Orders	137	▲	+22.3%	+25
Support	204	▲	-4.2%	-9
Traffic	48	▲	+23.1%	+9
<b>GRAND TOTAL</b>	<b>1,858</b>	▲	4.3%	+76

2024 Overall GRAND TOTAL		Distribution of Caseload			Change*		Percentage (%) of Caseload		
<b>1,318</b> -32 -2.4% 		<b>Adult</b>	707	54%	5.2% ▲	+35	<b>Adult</b>	49.8%	53.6%
		<b>Juvenile</b>	611	46%	-9.9% ▼	-67	<b>Juvenile</b>	50.2%	46.4%
		<b>GRAND TOTAL</b>	<b>1,318</b>	100%	-2.4% ▼	-32	<b>GRAND TOTAL</b>	100%	100%

Filings by Division & Code

Division	Case Type Description	Code	Summary	Change	% Change	Absolute Change
<b>Adult</b>	Civil Support	VS	150	▲	+31.6%	+36
	Misdemeanor	CM	132	▲	+9.1%	+11
	Other	OT	128	▲	-2.3%	-3
	Show Cause	SC	125	▼	-12.6%	-18
	Felony	CF	63	▲	+50.0%	+21
	Family Abuse - Protective Order	FP	62	▲	+19.2%	+10
	Capias	CA	25	▼	-30.6%	-11
	Violation of Protective Order	PV	12	▼	-29.4%	-5
	Motion - Protective Order	MP	8	▼	-33.3%	-4
	Criminal Support	CS	1	▲	-	+1
	Non-Family Abuse Protective Order	AP	1	↔	-	-
	Remand Support	RS	0	▼	-100.0%	-3
	<b>Total</b>		<b>707</b>	<b>▲</b>	<b>5.2%</b>	<b>+35</b>
<b>Juvenile</b>	Custody Visitation	CV	400	▲	+2.8%	+11
	Misdemeanor	DM	51	▼	-35.4%	-28
	Traffic	T	20	▲	+53.8%	+7
	Truancy	TR	20	▼	-16.7%	-4
	Child at Risk	RI	14	▼	-12.5%	-2
	Permanency Planning	PH	13	▼	-35.0%	-7
	Abuse and Neglect	AN	12	▲	+50.0%	+4
	Felony	DF	12	▼	-29.4%	-5
	Motion - Protective Order	MP	12	▼	-20.0%	-3
	Initial Foster Care	IF	10	▼	-9.1%	-1
	Foster Care Review	FC	8	▼	-57.9%	-11
	Voluntary Continuing Services and Support Agree	VA	8	▲	+700.0%	+7
	Terminate Parental Rights	TP	7	▲	+250.0%	+5
	Paternity	PT	6	▼	-33.3%	-3
	Non-Family Abuse Protective Order	AP	5	▼	-50.0%	-5
	Temporary Detention Order	TD	4	▼	-55.6%	-5
	Emergency Custody Order	EC	2	▼	-33.3%	-1
	Capias	CA	1	▲	-	+1
	Child In Need of Services	CS	1	▼	-66.7%	-2
	Civil Violation	CI	1	▼	-66.7%	-2
	Family Abuse - Protective Order	FP	1	▼	-50.0%	-1
	Other	OT	1	▼	-66.7%	-2
	Relief of Custody	CR	1	▼	-75.0%	-3
	Status	ST	1	▼	-66.7%	-2
	Emancipation	EP	0	▼	-100.0%	-2
	Entrustment	ET	0	▼	-100.0%	-2
	Mental Commitment	MC	0	▼	-100.0%	-1
	Qualified Residential Treatment	QR	0	▼	-100.0%	-3
	Remand Custody	RC	0	▼	-100.0%	-3
	Remand Visitation	RV	0	▼	-100.0%	-3
	Show Cause	SC	0	▼	-100.0%	-1
		<b>Total</b>		<b>611</b>	<b>▼</b>	<b>-9.9%</b>
	<b>GRAND TOTAL</b>		<b>1,318</b>	<b>▼</b>	<b>-2.4%</b>	<b>-32</b>

\* Compared to same time period as previous year  
 7/11/2024 12:30:55PM

\*\* Case Type Categories are defined in the 2017 Virginia Judicial Workload Assessment  
 Source: SCV-SQL-Information

Filings by Major Case Category\*\*

Category	Summary	Change	% Change	Absolute Change
Adult Criminal	308	▼	-3.4%	-11
Child Dependency	73	▲	-15.1%	-13
Child in Need of Services/Supervision	21	▼	-22.2%	-6
Custody and Visitation	406	▼	+2.0%	+8
Delinquency	64	▲	-34.0%	-33
Juvenile Miscellaneous	1	▼	-80.0%	-4
New to Workload Study	1	▼	-66.7%	-2
Other	135	▲	-13.5%	-21
Protective Orders	89	▼	-3.3%	-3
Support	200	▲	+29.9%	+46
Traffic	20	▲	+53.8%	+7
<b>GRAND TOTAL</b>	<b>1,318</b>	▼	-2.4%	-32

\* Compared to same time period as previous year  
 7/11/2024 12:30:55PM

\*\* Case Type Categories are defined in the 2017 Virginia Judicial Workload Assessment  
 Source: SCV-SQL-Information

2024 Overall GRAND TOTAL		Distribution of Caseload		Change*		Percentage (%) of Caseload			
<b>549</b> +18 3.4% 	2024 2023	<b>Adult</b>	244	44%	19.0% ▲	+39	<b>Adult</b>	38.6%	44.4%
		<b>Juvenile</b>	305	56%	-6.4% ▼	-21	<b>Juvenile</b>	61.4%	55.6%
<b>GRAND TOTAL</b>		<b>549</b>	100%	3.4% ▲	+18	<b>GRAND TOTAL</b>	100%	100%	

Filings by Division & Code

Division	Case Type Description	Code	Summary	Change	% Change	Absolute Change
<b>Adult</b>	Misdemeanor	CM	73	▲	+40.4%	+21
	Other	OT	54	▲	+25.6%	+11
	Civil Support	VS	44	▲	+2.3%	+1
	Show Cause	SC	33	▲	+26.9%	+7
	Family Abuse - Protective Order	FP	19	▲	+11.8%	+2
	Felony	CF	12	▲	+33.3%	+3
	Motion - Protective Order	MP	3	↔		-
	Remand Support	RS	2	▲	+100.0%	+1
	Bond Forfeiture	BF	1	▲	-	+1
	Capias	CA	1	▼	-75.0%	-3
	Restricted License for Non-Support	SL	1	▲	-	+1
	Violation of Protective Order	PV	1	▼	-80.0%	-4
	Non-Family Abuse Protective Order	AP	0	▼	-100.0%	-2
<b>Total</b>			<b>244</b>	<b>▲</b>	<b>19.0%</b>	<b>+39</b>
<b>Juvenile</b>	Custody Visitation	CV	209	▲	+4.5%	+9
	Misdemeanor	DM	18	▼	-10.0%	-2
	Abuse and Neglect	AN	14	▲	+27.3%	+3
	Foster Care Review	FC	7	▼	-22.2%	-2
	Temporary Detention Order	TD	7	▲	+75.0%	+3
	Traffic	T	7	▲	+250.0%	+5
	Initial Foster Care	IF	6	▲	+100.0%	+3
	Truancy	TR	6	↔		-
	Motion - Protective Order	MP	5	▼	-50.0%	-5
	Remand Custody	RC	5	▼	-37.5%	-3
	Emergency Custody Order	EC	3	▲	-	+3
	Felony	DF	3	▼	-70.0%	-7
	Paternity	PT	3	▼	-50.0%	-3
	Civil Violation	CI	2	▼	-84.6%	-11
	Permanency Planning	PH	2	▼	-50.0%	-2
	Relief of Custody	CR	2	▲	+100.0%	+1
	Terminate Parental Rights	TP	2	▼	-33.3%	-1
	Entrustment	ET	1	▲	-	+1
	Non-Family Abuse Protective Order	AP	1	▼	-50.0%	-1
	Remand Visitation	RV	1	▼	-87.5%	-7
	Voluntary Continuing Services and Support Agreem	VA	1	↔		-
	Child In Need of Services	CS	0	▼	-100.0%	-3
	Special Immigrant Juvenile Status	SI	0	▼	-100.0%	-1
	Status	ST	0	▼	-100.0%	-1
	<b>Total</b>			<b>305</b>	<b>▼</b>	<b>-6.4%</b>
<b>GRAND TOTAL</b>			<b>549</b>	<b>▲</b>	<b>3.4%</b>	<b>+18</b>

Filings by Major Case Category\*\*

Category	Summary	Change	% Change	Absolute Change
Adult Criminal	113	▲	+25.6%	+23
Child Dependency	35	▲	+9.4%	+3
Child in Need of Services/Supervision	6	▼	-33.3%	-3
Custody and Visitation	212	▼	+2.9%	+6
Delinquency	21	▼	-30.0%	-9

\* Compared to same time period as previous year  
 7/11/2024 12:30:55PM

\*\* Case Type Categories are defined in the 2017 Virginia Judicial Workload Assessment  
 Source: SCV-SQL-Information

**CPSS - JCMS CASELOAD STATISTICS OF THE JUVENILE & DOMESTIC RELATIONS DISTRICT COURTS**  
 January 2024 thru June 2024 Filings (Compared to January 2023 thru June 2023)

Juvenile Miscellaneous	0	▼	-100.0%	-1
New to Workload Study	2	▼	-85.7%	-12
Other	72	▲	+12.5%	+8
Protective Orders	28	▼	-17.6%	-6
Support	53	▲	+8.2%	+4
Traffic	7	▲	+250.0%	+5
<b>GRAND TOTAL</b>	<b>549</b>	▲	3.4%	+18

2024 Overall GRAND TOTAL		Distribution of Caseload			Change*		Percentage (%) of Caseload		
<b>1,250</b> +58 4.9% 	2024 2023	<b>Adult</b>	609	49%	15.3% ▲	+81	<b>Adult</b>	44.3%	48.7%
		<b>Juvenile</b>	641	51%	-3.5% ▼	-23	<b>Juvenile</b>	55.7%	51.3%
<b>GRAND TOTAL</b>		<b>1,250</b>	100%	4.9% ▲	+58	<b>GRAND TOTAL</b>	100%	100%	

Filings by Division & Code

Division	Case Type Description	Code	Summary	Change	% Change	Absolute Change	
<b>Adult</b>	Misdemeanor	CM	159	▲	+18.7%	+25	
	Other	OT	133	▲	+41.5%	+39	
	Civil Support	VS	110	▲	+12.2%	+12	
	Show Cause	SC	89	▼	-12.7%	-13	
	Family Abuse - Protective Order	FP	48	▲	+29.7%	+11	
	Felony	CF	40	▲	+11.1%	+4	
	Capias	CA	10	▼	-16.7%	-2	
	Violation of Protective Order	PV	10	▲	+66.7%	+4	
	Motion - Protective Order	MP	4	▼	-50.0%	-4	
	Remand Support	RS	4	▲	-	+4	
	Non-Family Abuse Protective Order	AP	2	▲	+100.0%	+1	
	Total			<b>609</b>	▲	<b>15.3%</b>	<b>+81</b>
<b>Juvenile</b>	Custody Visitation	CV	364	▼	-15.7%	-68	
	Misdemeanor	DM	58	▲	+28.9%	+13	
	Status	ST	47	▲	+74.1%	+20	
	Abuse and Neglect	AN	34	▲	+54.5%	+12	
	Felony	DF	25	▲	+733.3%	+22	
	Traffic	T	25	▼	-30.6%	-11	
	Foster Care Review	FC	21	▲	+23.5%	+4	
	Permanency Planning	PH	13	▲	+18.2%	+2	
	Remand Custody	RC	8	▲	+166.7%	+5	
	Terminate Parental Rights	TP	7	▲	-	+7	
	Initial Foster Care	IF	6	▼	-53.8%	-7	
	Paternity	PT	6	↔	-	-	
	Truancy	TR	5	▼	-70.6%	-12	
	Child In Need of Services	CS	4	▲	+33.3%	+1	
	Motion - Protective Order	MP	4	▲	-	+4	
	Temporary Detention Order	TD	4	▼	-20.0%	-1	
	Emergency Custody Order	EC	2	▼	-33.3%	-1	
	Non-Family Abuse Protective Order	AP	2	▲	+100.0%	+1	
	Family Abuse - Protective Order	FP	1	▲	-	+1	
	Other	OT	1	↔	-	-	
	Relief of Custody	CR	1	▲	-	+1	
	Restoration of Parental Rights	RR	1	▲	-	+1	
	Show Cause	SC	1	▲	-66.7%	-2	
	Voluntary Continuing Services and Support Agreem	VA	1	▲	-	+1	
	Child at Risk	RI	0	▼	-100.0%	-8	
	Emancipation	EP	0	▼	-100.0%	-1	
	Entrustment	ET	0	▼	-100.0%	-2	
	Mental Commitment	MC	0	▼	-100.0%	-4	
	Qualified Residential Treatment	QR	0	▼	-100.0%	-1	
	Total			<b>641</b>	▼	<b>-3.5%</b>	<b>-23</b>
	<b>GRAND TOTAL</b>			<b>1,250</b>	▲	<b>4.9%</b>	<b>+58</b>

Filings by Major Case Category\*\*

Category	Summary	Change	% Change	Absolute Change
Adult Criminal	275	▲	+13.6%	+33
Child Dependency	83	▲	+12.2%	+9
Child in Need of Services/Supervision	10	▲	-50.0%	-10

\* Compared to same time period as previous year  
 7/11/2024 12:30:55PM

\*\* Case Type Categories are defined in the 2017 Virginia Judicial Workload Assessment  
 Source: SCV-SQL-Information

**CPSS - JCMS CASELOAD STATISTICS OF THE JUVENILE & DOMESTIC RELATIONS DISTRICT COURTS**  
 January 2024 thru June 2024 Filings (Compared to January 2023 thru June 2023)

Custody and Visitation	370	▼	-15.5%	-68
Delinquency	83	▲	+62.7%	+32
Juvenile Miscellaneous	47	▼	+67.9%	+19
Other	153	▲	+39.1%	+43
Protective Orders	61	▲	+29.8%	+14
Support	143	▼	-2.1%	-3
Traffic	25	▼	-30.6%	-11
<b>GRAND TOTAL</b>	<b>1,250</b>	▲	4.9%	+58

\* Compared to same time period as previous year  
 7/11/2024 12:30:55PM

\*\* Case Type Categories are defined in the 2017 Virginia Judicial Workload Assessment  
 Source: SCV-SQL-Information



2024 Overall GRAND TOTAL		Distribution of Caseload			Change*		Percentage (%) of Caseload		
<b>1,022</b> +101 11.0% 	Adult	501	49%	9.2% ▲	+42	Adult	2023	2024	
	Juvenile	521	51%	12.8% ▲	+59	Juvenile	49.8%	49.0%	
<b>GRAND TOTAL</b>		<b>1,022</b>	100%	11.0% ▲	+101	<b>GRAND TOTAL</b>	100%	100%	

Filings by Division & Code

Division	Case Type Description	Code	Summary	Change	% Change	Absolute Change	
<b>Adult</b>	Misdemeanor	CM	165	▲	+10.0%	+15	
	Other	OT	89	▼	-16.0%	-17	
	Show Cause	SC	76	▲	+31.0%	+18	
	Civil Support	VS	56	▲	+16.7%	+8	
	Family Abuse - Protective Order	FP	34	▲	+17.2%	+5	
	Capias	CA	32	▲	+6.7%	+2	
	Felony	CF	28	▼	-3.4%	-1	
	Remand Support	RS	13	▲	+116.7%	+7	
	Violation of Protective Order	PV	4	▲	+300.0%	+3	
	Motion - Protective Order	MP	2	▲	+100.0%	+1	
	Protective Order	PC	1	▲	-	+1	
	Violation Family Abuse Protective Order	PS	1	▲	-	+1	
	Non-Family Abuse Protective Order	AP	0	▼	-100.0%	-1	
	Total			<b>501</b>	▲	<b>9.2%</b>	<b>+42</b>
<b>Juvenile</b>	Custody Visitation	CV	219	▲	+1.4%	+3	
	Status	ST	56	▲	+27.3%	+12	
	Misdemeanor	DM	49	▲	+48.5%	+16	
	Foster Care Review	FC	29	▲	+7.4%	+2	
	Remand Custody	RC	26	▲	+271.4%	+19	
	Remand Visitation	RV	26	▲	+271.4%	+19	
	Traffic	T	26	▲	+23.8%	+5	
	Felony	DF	25	▲	+257.1%	+18	
	Permanency Planning	PH	22	▼	-26.7%	-8	
	Initial Foster Care	IF	11	▲	+22.2%	+2	
	Paternity	PT	8	▼	-60.0%	-12	
	Abuse and Neglect	AN	6	▼	-40.0%	-4	
	Truancy	TR	5	↔	-	-	
	Voluntary Continuing Services and Support Agreen	VA	5	↔	-	-	
	Civil Violation	CI	2	▲	+100.0%	+1	
	Terminate Parental Rights	TP	2	▼	-71.4%	-5	
	Capias	CA	1	▲	-	+1	
	Child at Risk	RI	1	▲	-	+1	
	Child In Need of Services	CS	1	▼	-50.0%	-1	
	Entrustment	ET	1	▲	-	+1	
	Family Abuse - Protective Order	FP	0	▼	-100.0%	-5	
	Non-Family Abuse Protective Order	AP	0	▼	-100.0%	-2	
	Other	OT	0	▼	-100.0%	-2	
	Qualified Residential Treatment	QR	0	▼	-100.0%	-2	
	Total			<b>521</b>	▲	<b>12.8%</b>	<b>+59</b>
	<b>GRAND TOTAL</b>			<b>1,022</b>	▲	<b>11.0%</b>	<b>+101</b>

Filings by Major Case Category\*\*

Category	Summary	Change	% Change	Absolute Change
Adult Criminal	265	▲	+1.9%	+5
Child Dependency	77	▲	-14.4%	-13
Child in Need of Services/Supervision	6	▼	-14.3%	-1
Custody and Visitation	227	▼	-3.8%	-9
Delinquency	75	▲	+87.5%	+35

\* Compared to same time period as previous year  
 7/11/2024 12:30:55PM

\*\* Case Type Categories are defined in the 2017 Virginia Judicial Workload Assessment  
 Source: SCV-SQL-Information

**CPSS - JCMS CASELOAD STATISTICS OF THE JUVENILE & DOMESTIC RELATIONS DISTRICT COURTS**  
 January 2024 thru June 2024 Filings (Compared to January 2023 thru June 2023)

Juvenile Miscellaneous	56	▲	+27.3%	+12
New to Workload Study	2	▲	+100.0%	+1
Other	154	▲	+20.3%	+26
Protective Orders	36	▼	-5.3%	-2
Support	98	▲	+75.0%	+42
Traffic	26	▲	+23.8%	+5
<b>GRAND TOTAL</b>	<b>1,022</b>	▲	11.0%	+101

2024 Overall GRAND TOTAL		Distribution of Caseload			Change*		Percentage (%) of Caseload		
<b>1,706</b> +82 5.0% 	Adult	894	52%	25.6% ▲	+182	Adult	2023	2024	
	Juvenile	812	48%	-11.0% ▼	-100	Juvenile	43.8%	52.4%	
<b>GRAND TOTAL</b>		<b>1,706</b>	100%	5.0% ▲	+82	<b>GRAND TOTAL</b>	100%	100%	

Filings by Division & Code

Division	Case Type Description	Code	Summary	Change	% Change	Absolute Change
<b>Adult</b>	Show Cause	SC	280	▲	+89.2%	+132
	Misdemeanor	CM	185	▲	+20.1%	+31
	Other	OT	144	▲	+20.0%	+24
	Civil Support	VS	111	▲	+15.6%	+15
	Capias	CA	80	▲	+23.1%	+15
	Family Abuse - Protective Order	FP	36	▼	-37.9%	-22
	Felony	CF	36	▼	-12.2%	-5
	Remand Support	RS	12	▼	-14.3%	-2
	Motion - Protective Order	MP	6	▼	-25.0%	-2
	Violation of Protective Order	PV	3	▼	-50.0%	-3
	Non-Family Abuse Protective Order	AP	1	▼	-50.0%	-1
Total			<b>894</b>	▲	<b>25.6%</b>	<b>+182</b>
<b>Juvenile</b>	Custody Visitation	CV	395	▼	-26.6%	-143
	Status	ST	98	▲	+7.7%	+7
	Misdemeanor	DM	93	▲	+72.2%	+39
	Permanency Planning	PH	29	▲	+383.3%	+23
	Traffic	T	26	▲	+85.7%	+12
	Felony	DF	25	▲	+400.0%	+20
	Paternity	PT	25	▲	+25.0%	+5
	Motion - Protective Order	MP	23	▼	-25.8%	-8
	Foster Care Review	FC	22	▼	-18.5%	-5
	Remand Custody	RC	21	▼	-4.5%	-1
	Remand Visitation	RV	21	▼	-4.5%	-1
	Show Cause	SC	8	▲	+100.0%	+4
	Temporary Detention Order	TD	7	▲	+133.3%	+4
	Abuse and Neglect	AN	4	▼	-88.9%	-32
	Truancy	TR	4	▼	-33.3%	-2
	Terminate Parental Rights	TP	3	▲	+50.0%	+1
	Emergency Custody Order	EC	2	↔		-
	Non-Family Abuse Protective Order	AP	2	▼	-50.0%	-2
	Relief of Custody	CR	2	▼	-33.3%	-1
	Child In Need of Services	CS	1	↔		-
	Initial Foster Care	IF	1	▼	-92.3%	-12
	Entrustment	ET	0	▼	-100.0%	-2
	Family Abuse - Protective Order	FP	0	▼	-100.0%	-3
	Mental Commitment	MC	0	▼	-100.0%	-1
	Other	OT	0	▼	-100.0%	-1
	Qualified Residential Treatment	QR	0	▼	-100.0%	-1
Total			<b>812</b>	▼	<b>-11.0%</b>	<b>-100</b>
<b>GRAND TOTAL</b>			<b>1,706</b>	▲	5.0%	+82

Filings by Major Case Category\*\*

Category	Summary	Change	% Change	Absolute Change
Adult Criminal	534	▲	+43.9%	+163
Child Dependency	61	▲	-32.2%	-29
Child in Need of Services/Supervision	5	▼	-28.6%	-2
Custody and Visitation	420	▼	-24.7%	-138
Delinquency	126	▲	+100.0%	+63

\* Compared to same time period as previous year  
 7/11/2024 12:30:55PM

\*\* Case Type Categories are defined in the 2017 Virginia Judicial Workload Assessment  
 Source: SCV-SQL-Information

**CPSS - JCMS CASELOAD STATISTICS OF THE JUVENILE & DOMESTIC RELATIONS DISTRICT COURTS**  
 January 2024 thru June 2024 Filings (Compared to January 2023 thru June 2023)

Juvenile Miscellaneous	98	▲	+7.7%	+7
Other	207	▲	+11.9%	+22
Protective Orders	68	▼	-35.8%	-38
Support	161	▲	+15.8%	+22
Traffic	26	▲	+85.7%	+12
<b>GRAND TOTAL</b>	<b>1,706</b>	▲	5.0%	+82

2024 Overall GRAND TOTAL		Distribution of Caseload			Change*		Percentage (%) of Caseload		
<b>1,717</b> -26 -1.5% 		<b>Adult</b>	826	48%	-4.9% ▼	-43	<b>Adult</b>	49.9%	48.1%
		<b>Juvenile</b>	891	52%	1.9% ▲	+17	<b>Juvenile</b>	50.1%	51.9%
		<b>GRAND TOTAL</b>	<b>1,717</b>	100%	-1.5% ▼	-26	<b>GRAND TOTAL</b>	100%	100%

Filings by Division & Code

Division	Case Type Description	Code	Summary	Change	% Change	Absolute Change
<b>Adult</b>	Misdemeanor	CM	226	▲	+5.6%	+12
	Other	OT	151	▼	-24.9%	-50
	Felony	CF	131	▲	+8.3%	+10
	Civil Support	VS	89	▲	+6.0%	+5
	Show Cause	SC	74	▼	-8.6%	-7
	Family Abuse - Protective Order	FP	55	▼	-23.6%	-17
	Capias	CA	45	▲	-21.1%	-12
	Violation of Protective Order	PV	23	▲	+187.5%	+15
	Motion - Protective Order	MP	13	▼	-38.1%	-8
	Remand Support	RS	11	▲	+175.0%	+7
	Bond Forfeiture	BF	3	▲	-	+3
	Protective Order	PC	2	▲	+100.0%	+1
	Restricted License for Non-Support	SL	2	▲	+100.0%	+1
	Criminal Support	CS	1	▲	-	+1
	Non-Family Abuse Protective Order	AP	0	▼	-100.0%	-4
	<b>Total</b>		<b>826</b>	▼	<b>-4.9%</b>	<b>-43</b>
<b>Juvenile</b>	Custody Visitation	CV	454	▼	-7.7%	-38
	Permanency Planning	PH	62	▲	+63.2%	+24
	Status	ST	49	▲	+75.0%	+21
	Foster Care Review	FC	41	▲	+57.7%	+15
	Remand Visitation	RV	40	▲	+48.1%	+13
	Remand Custody	RC	36	▲	+38.5%	+10
	Misdemeanor	DM	35	▼	-16.7%	-7
	Traffic	T	33	↔	-	-
	Felony	DF	25	▼	-34.2%	-13
	Terminate Parental Rights	TP	22	▲	+22.2%	+4
	Abuse and Neglect	AN	19	▼	-24.0%	-6
	Initial Foster Care	IF	17	▼	-34.6%	-9
	Paternity	PT	14	↔	-	-
	Truancy	TR	12	▲	+71.4%	+5
	Motion - Protective Order	MP	6	▲	-	+6
	Temporary Detention Order	TD	6	▲	+20.0%	+1
	Non-Family Abuse Protective Order	AP	5	▼	-16.7%	-1
	Voluntary Continuing Services and Support Agreen	VA	5	▲	+66.7%	+2
	Emergency Custody Order	EC	3	▲	+50.0%	+1
	Other	OT	3	▼	-50.0%	-3
	Civil Violation	CI	2	▲	-	+2
	Child In Need of Services	CS	1	▲	-	+1
	Relief of Custody	CR	1	▼	-83.3%	-5
	Qualified Residential Treatment	QR	0	▼	-100.0%	-6
		<b>Total</b>		<b>891</b>	▲	<b>1.9%</b>
	<b>GRAND TOTAL</b>		<b>1,717</b>	▼	<b>-1.5%</b>	<b>-26</b>

Filings by Major Case Category\*\*

Category	Summary	Change	% Change	Absolute Change
Adult Criminal	492	▲	+4.0%	+19
Child Dependency	167	▼	+12.8%	+19
Child in Need of Services/Supervision	13	▲	+85.7%	+6
Custody and Visitation	468	▼	-7.5%	-38

\* Compared to same time period as previous year  
 7/11/2024 12:30:55PM

\*\* Case Type Categories are defined in the 2017 Virginia Judicial Workload Assessment  
 Source: SCV-SQL-Information

Delinquency	60	▼	-25.0%	-20
Juvenile Miscellaneous	49	▲	+75.0%	+21
New to Workload Study	2	▲	-	+2
Other	250	▲	-7.7%	-21
Protective Orders	79	▲	-23.3%	-24
Support	104	▲	+10.6%	+10
Traffic	33	↔		0
<b>GRAND TOTAL</b>	<b>1,717</b>	▼	-1.5%	-26

2024 Overall GRAND TOTAL		Distribution of Caseload		Change*		Percentage (%) of Caseload		
<b>888</b>	-60 -6.3%	<b>Adult</b>	413 47%	-7.2% ▼	-32	<b>Adult</b>	2023 46.9%	2024 46.5%
2024		<b>Juvenile</b>	475 53%	-5.6% ▼	-28	<b>Juvenile</b>	53.1%	53.5%
2023		<b>GRAND TOTAL</b>	<b>888</b> 100%	-6.3% ▼	-60	<b>GRAND TOTAL</b>	100%	100%

Filings by Division & Code

Division	Case Type Description	Code	Summary	Change	% Change	Absolute Change	
<b>Adult</b>	Show Cause	SC	120	▲	+93.5%	+58	
	Other	OT	117	▼	-17.0%	-24	
	Misdemeanor	CM	59	▼	-30.6%	-26	
	Civil Support	VS	40	▼	-9.1%	-4	
	Capias	CA	33	▲	+3.1%	+1	
	Family Abuse - Protective Order	FP	18	▼	-35.7%	-10	
	Felony	CF	16	▼	-54.3%	-19	
	Remand Support	RS	4	▼	-33.3%	-2	
	Motion - Protective Order	MP	3	↔		-	
	Restricted License for Non-Support	SL	2	▲	+100.0%	+1	
	Non-Family Abuse Protective Order	AP	1	▼	-75.0%	-3	
	Bond Forfeiture	BF	0	▼	-100.0%	-3	
	Violation of Protective Order	PV	0	▼	-100.0%	-1	
	<b>Total</b>		<b>413</b>	▼	<b>-7.2%</b>	<b>-32</b>	
<b>Juvenile</b>	Custody Visitation	CV	224	▼	-13.8%	-36	
	Permanency Planning	PH	41	▲	+2.5%	+1	
	Terminate Parental Rights	TP	38	▲	+322.2%	+29	
	Child at Risk	RI	32	▲	+540.0%	+27	
	Truancy	TR	25	▼	-47.9%	-23	
	Abuse and Neglect	AN	17	▲	+6.3%	+1	
	Foster Care Review	FC	17	▼	-50.0%	-17	
	Initial Foster Care	IF	17	▼	-26.1%	-6	
	Misdemeanor	DM	13	▲	+85.7%	+6	
	Entrustment	ET	10	▲	-	+10	
	Traffic	T	8	▼	-57.9%	-11	
	Child In Need of Services	CS	5	▲	+66.7%	+2	
	Motion - Protective Order	MP	4	▲	+100.0%	+2	
	Paternity	PT	3	▲	+50.0%	+1	
	Remand Custody	RC	3	▼	-57.1%	-4	
	Remand Visitation	RV	3	▼	-66.7%	-6	
	Status	ST	3	▼	-62.5%	-5	
	Voluntary Continuing Services and Support Agree	VA	3	▲	-	+3	
	Civil Violation	CI	2	▲	-	+2	
	Felony	DF	2	▼	-50.0%	-2	
	Relief of Custody	CR	2	▲	+100.0%	+1	
	Capias	CA	1	▲	-	+1	
	Emancipation	EP	1	▲	-	+1	
	Non-Family Abuse Protective Order	AP	1	▼	-83.3%	-5	
		<b>Total</b>		<b>475</b>	▼	<b>-5.6%</b>	<b>-28</b>
		<b>GRAND TOTAL</b>		<b>888</b>	▼	<b>-6.3%</b>	<b>-60</b>

Filings by Major Case Category\*\*

Category	Summary	Change	% Change	Absolute Change
Adult Criminal	210	▼	+7.1%	+14
Child Dependency	177	▲	+38.3%	+49
Child in Need of Services/Supervision	30	▲	-41.2%	-21
Custody and Visitation	227	▲	-13.4%	-35
Delinquency	16	▲	+45.5%	+5

\* Compared to same time period as previous year  
 7/11/2024 12:30:55PM

\*\* Case Type Categories are defined in the 2017 Virginia Judicial Workload Assessment  
 Source: SCV-SQL-Information

Juvenile Miscellaneous	4	▲	-50.0%	-4
New to Workload Study	2	▲	-	+2
Other	127	▼	-22.1%	-36
Protective Orders	27	▼	-37.2%	-16
Support	60	▲	-10.4%	-7
Traffic	8	▼	-57.9%	-11
<b>GRAND TOTAL</b>	<b>888</b>	▼	-6.3%	-60



2024 Overall GRAND TOTAL		Distribution of Caseload		Change*		Percentage (%) of Caseload			
<b>497</b>	-115 -18.8%	<b>Adult</b>	200 40%	-26.2%	▼	-71	<b>Adult</b>	44.3%	40.2%
2024		<b>Juvenile</b>	297 60%	-12.9%	▼	-44	<b>Juvenile</b>	55.7%	59.8%
2023		<b>GRAND TOTAL</b>	<b>497</b> 100%	-18.8%	▼	-115	<b>GRAND TOTAL</b>	100%	100%

Filings by Division & Code

Division	Case Type Description	Code	Summary	Change	% Change	Absolute Change	
<b>Adult</b>	Other	OT	42	▼		-	
	Show Cause	SC	41	▼	-6.8%	-3	
	Civil Support	VS	40	▼	-43.7%	-31	
	Misdemeanor	CM	34	▼	-38.2%	-21	
	Capias	CA	20	▲	+33.3%	+5	
	Family Abuse - Protective Order	FP	15	▼	-46.4%	-13	
	Felony	CF	3	▼	-72.7%	-8	
	Motion - Protective Order	MP	3	▲	+50.0%	+1	
	Non-Family Abuse Protective Order	AP	1	↔		-	
	Remand Support	RS	1	▼	-50.0%	-1	
	<b>Total</b>		<b>200</b>	▼	<b>-26.2%</b>	<b>-71</b>	
<b>Juvenile</b>	Custody Visitation	CV	191	▼	-14.7%	-33	
	Misdemeanor	DM	30	▲	+30.4%	+7	
	Permanency Planning	PH	12	▼	-42.9%	-9	
	Truancy	TR	11	▲	+57.1%	+4	
	Felony	DF	7	▲	+16.7%	+1	
	Status	ST	7	▲	+40.0%	+2	
	Entrustment	ET	6	▼	-14.3%	-1	
	Initial Foster Care	IF	6	↔		-	
	Paternity	PT	4	▲	+100.0%	+2	
	Terminate Parental Rights	TP	4	↔		-	
	Child In Need of Services	CS	3	▼	-50.0%	-3	
	Foster Care Review	FC	3	▼	-40.0%	-2	
	Traffic	T	3	▼	-72.7%	-8	
	Abuse and Neglect	AN	2	▼	-50.0%	-2	
	Child at Risk	RI	2	▲	-	+2	
	Voluntary Continuing Services and Support Agree	VA	2	▲	-	+2	
	Motion - Protective Order	MP	1	↔		-	
	Other	OT	1	▲		-	
	Relief of Custody	CR	1	▲	-	+1	
	Show Cause	SC	1	▼	-50.0%	-1	
	Emergency Custody Order	EC	0	▼	-100.0%	-2	
	Mental Commitment	MC	0	▼	-100.0%	-1	
	Qualified Residential Treatment	QR	0	▼	-100.0%	-1	
	Remand Custody	RC	0	▼	-100.0%	-1	
	Temporary Detention Order	TD	0	▼	-100.0%	-1	
		<b>Total</b>		<b>297</b>	▼	<b>-12.9%</b>	<b>-44</b>
	<b>GRAND TOTAL</b>			<b>497</b>	▼	<b>-18.8%</b>	<b>-115</b>

Filings by Major Case Category\*\*

Category	Summary	Change	% Change	Absolute Change
Adult Criminal	78	▼	-25.0%	-26
Child Dependency	38	▲	-20.8%	-10
Child in Need of Services/Supervision	14	▼		0
Custody and Visitation	195	▲	-13.7%	-31
Delinquency	38	▲	+26.7%	+8
Juvenile Miscellaneous	7	▲	+16.7%	+1
Other	44	▲	-10.2%	-5

\* Compared to same time period as previous year  
 7/11/2024 12:30:55PM

\*\* Case Type Categories are defined in the 2017 Virginia Judicial Workload Assessment  
 Source: SCV-SQL-Information

**CPSS - JCMS CASELOAD STATISTICS OF THE JUVENILE & DOMESTIC RELATIONS DISTRICT COURTS**  
 January 2024 thru June 2024 Filings (Compared to January 2023 thru June 2023)

**Dickenson**

District: 29 FIPS: 051

Protective Orders	20	▲	-37.5%	-12
Support	60	▼	-34.8%	-32
Traffic	3	▼	-72.7%	-8
<b>GRAND TOTAL</b>	<b>497</b>	▼	-18.8%	-115

2024 Overall GRAND TOTAL		Distribution of Caseload			Change*		Percentage (%) of Caseload		
<b>1,227</b>	-88 -6.7%	<b>Adult</b>	670	55%	-23.1% ▼	-201	<b>Adult</b>	2023 66.2%	2024 54.6%
2024		<b>Juvenile</b>	557	45%	25.5% ▲	+113	<b>Juvenile</b>	33.8%	45.4%
2023		<b>GRAND TOTAL</b>	<b>1,227</b>	100%	-6.7% ▼	-88	<b>GRAND TOTAL</b>	100%	100%

Filings by Division & Code

Division	Case Type Description	Code	Summary	Change	% Change	Absolute Change	
<b>Adult</b>	Show Cause	SC	214	▼	-50.1%	-215	
	Misdemeanor	CM	139	▲	+20.9%	+24	
	Other	OT	116	▼	-0.9%	-1	
	Civil Support	VS	53	▼	-36.1%	-30	
	Family Abuse - Protective Order	FP	39	▼	-15.2%	-7	
	Felony	CF	37	▲	+68.2%	+15	
	Capias	CA	35	▲	+6.1%	+2	
	Remand Support	RS	12	▲	+100.0%	+6	
	Motion - Protective Order	MP	9	▲	+28.6%	+2	
	Bond Forfeiture	BF	8	↔		-	
	Violation of Protective Order	PV	5	▲	+66.7%	+2	
	Non-Family Abuse Protective Order	AP	3	▲	+50.0%	+1	
		<b>Total</b>		<b>670</b>	▼	<b>-23.1%</b>	<b>-201</b>
<b>Juvenile</b>	Custody Visitation	CV	248	▲	+9.7%	+22	
	Misdemeanor	DM	55	▲	+189.5%	+36	
	Permanency Planning	PH	33	▼	-28.3%	-13	
	Foster Care Review	FC	27	▲	+12.5%	+3	
	Entrustment	ET	26	▲	+550.0%	+22	
	Terminate Parental Rights	TP	26	▲	+1,200.0%	+24	
	Abuse and Neglect	AN	24	▲	+26.3%	+5	
	Traffic	T	23	▲	+228.6%	+16	
	Initial Foster Care	IF	14	▲	+27.3%	+3	
	Remand Custody	RC	14	▲	+75.0%	+6	
	Remand Visitation	RV	14	▲	+75.0%	+6	
	Truancy	TR	13	▼	-35.0%	-7	
	Motion - Protective Order	MP	10	▼	-9.1%	-1	
	Relief of Custody	CR	6	▲	+500.0%	+5	
	Child In Need of Services	CS	4	▲	+100.0%	+2	
	Felony	DF	4	▲	+33.3%	+1	
	Emergency Custody Order	EC	2	↔		-	
	Other	OT	2	↔		-	
	Paternity	PT	2	▼	-71.4%	-5	
	Show Cause	SC	2	▲		-	
	Status	ST	2	▼	-66.7%	-4	
	Temporary Detention Order	TD	2	↔		-	
	Capias	CA	1	↔		-	
	Mental Commitment	MC	1	▲		+1	
	Non-Family Abuse Protective Order	AP	1	▼	-66.7%	-2	
	Voluntary Continuing Services and Support Agreem	VA	1	▼	-75.0%	-3	
	Child at Risk	RI	0	▼	-100.0%	-1	
	Civil Violation	CI	0	▼	-100.0%	-2	
	Qualified Residential Treatment	QR	0	▼	-100.0%	-1	
		<b>Total</b>		<b>557</b>	▲	<b>25.5%</b>	<b>+113</b>
	<b>GRAND TOTAL</b>			<b>1,227</b>	▼	<b>-6.7%</b>	<b>-88</b>

Filings by Major Case Category\*\*

Category	Summary	Change	% Change	Absolute Change
Adult Criminal	375	▲	-33.2%	-186
Child Dependency	157	▲	+38.9%	+44

\* Compared to same time period as previous year  
 7/11/2024 12:30:55PM

\*\* Case Type Categories are defined in the 2017 Virginia Judicial Workload Assessment  
 Source: SCV-SQL-Information

**CPSS - JCMS CASELOAD STATISTICS OF THE JUVENILE & DOMESTIC RELATIONS DISTRICT COURTS**  
 January 2024 thru June 2024 Filings (Compared to January 2023 thru June 2023)

Child in Need of Services/Supervision	17	▼	-29.2%	-7
Custody and Visitation	250	▼	+7.3%	+17
Delinquency	62	▲	+169.6%	+39
Juvenile Miscellaneous	2	▼	-66.7%	-4
New to Workload Study	0	▼	-100.0%	-2
Other	163	▲	+12.4%	+18
Protective Orders	62	▼	-10.1%	-7
Support	116	▼	-12.1%	-16
Traffic	23	▲	+228.6%	+16
<b>GRAND TOTAL</b>	<b>1,227</b>	▼	-6.7%	-88

2024 Overall GRAND TOTAL		Distribution of Caseload			Change*		Percentage (%) of Caseload		
<b>1,552</b>	-51 -3.2%	<b>Adult</b>	851	55%	17.1% ▲	+124	<b>Adult</b>	45.4%	54.8%
2024		<b>Juvenile</b>	701	45%	-20.0% ▼	-175	<b>Juvenile</b>	54.6%	45.2%
2023		<b>GRAND TOTAL</b>	<b>1,552</b>	100%	-3.2% ▼	-51	<b>GRAND TOTAL</b>	100%	100%

Filings by Division & Code

Division	Case Type Description	Code	Summary	Change	% Change	Absolute Change
<b>Adult</b>	Misdemeanor	CM	238	▲	+45.1%	+74
	Other	OT	182	▲	+9.6%	+16
	Show Cause	SC	127	▼	-10.6%	-15
	Civil Support	VS	98	▲	+7.7%	+7
	Felony	CF	77	▲	+48.1%	+25
	Family Abuse - Protective Order	FP	60	▲	+22.4%	+11
	Capias	CA	47	▼	-9.6%	-5
	Motion - Protective Order	MP	11	▲	+83.3%	+5
	Non-Family Abuse Protective Order	AP	5	▲	+400.0%	+4
	Remand Support	RS	5	▲	+25.0%	+1
	Restricted License for Non-Support	SL	1	▲	-	+1
	<b>Total</b>		<b>851</b>	<b>▲</b>	<b>17.1%</b>	<b>+124</b>
<b>Juvenile</b>	Custody Visitation	CV	427	▼	-15.6%	-79
	Motion - Protective Order	MP	45	▼	-11.8%	-6
	Misdemeanor	DM	28	▼	-17.6%	-6
	Traffic	T	28	▼	-6.7%	-2
	Abuse and Neglect	AN	21	▼	-60.4%	-32
	Foster Care Review	FC	21	▲	+40.0%	+6
	Remand Custody	RC	21	▼	-8.7%	-2
	Status	ST	19	▲	+216.7%	+13
	Permanency Planning	PH	17	▼	-59.5%	-25
	Truancy	TR	14	▲	+7.7%	+1
	Initial Foster Care	IF	12	▼	-7.7%	-1
	Felony	DF	9	▲	+350.0%	+7
	Paternity	PT	7	▼	-41.7%	-5
	Show Cause	SC	7	▲	+75.0%	+3
	Child In Need of Services	CS	4	▲	+100.0%	+2
	Relief of Custody	CR	4	▲	+100.0%	+2
	Non-Family Abuse Protective Order	AP	3	▼	-66.7%	-6
	Other	OT	3	▼	-40.0%	-2
	Temporary Detention Order	TD	3	▼	-66.7%	-6
	Terminate Parental Rights	TP	3	▼	-86.4%	-19
	Child at Risk	RI	2	▲	-	+2
	Voluntary Continuing Services and Support Agreen	VA	2	▼	-50.0%	-2
	Emergency Custody Order	EC	1	▼	-80.0%	-4
	Civil Violation	CI	0	▼	-100.0%	-1
	Entrustment	ET	0	▼	-100.0%	-9
	Mental Commitment	MC	0	▼	-100.0%	-2
	Protective Order	PC	0	▼	-100.0%	-1
	Qualified Residential Treatment	QR	0	▼	-100.0%	-1
	<b>Total</b>		<b>701</b>	<b>▼</b>	<b>-20.0%</b>	<b>-175</b>
<b>GRAND TOTAL</b>			<b>1,552</b>	<b>▼</b>	<b>-3.2%</b>	<b>-51</b>

Filings by Major Case Category\*\*

Category	Summary	Change	% Change	Absolute Change
Adult Criminal	445	▲	+20.3%	+75
Child Dependency	82	▲	-49.1%	-79
Child in Need of Services/Supervision	18	▲	+20.0%	+3
Custody and Visitation	434	▼	-16.2%	-84

\* Compared to same time period as previous year  
 7/11/2024 12:30:55PM

\*\* Case Type Categories are defined in the 2017 Virginia Judicial Workload Assessment  
 Source: SCV-SQL-Information

**CPSS - JCMS CASELOAD STATISTICS OF THE JUVENILE & DOMESTIC RELATIONS DISTRICT COURTS**  
 January 2024 thru June 2024 Filings (Compared to January 2023 thru June 2023)

Delinquency	44	▲	+7.3%	+3
Juvenile Miscellaneous	19	▲	+216.7%	+13
New to Workload Study	0	▼	-100.0%	-1
Other	215	▼	+0.5%	+1
Protective Orders	124	▲	+6.9%	+8
Support	143	▲	+9.2%	+12
Traffic	28	▼	-6.7%	-2
<b>GRAND TOTAL</b>	<b>1,552</b>	▼	-3.2%	-51

2024 Overall GRAND TOTAL		Distribution of Caseload		Change*		Percentage (%) of Caseload			
<b>835</b>	-105 -11.2%	<b>Adult</b>	397 48%	-12.4%	▼	-56	<b>Adult</b>	48.2%	47.5%
2024		<b>Juvenile</b>	438 52%	-10.1%	▼	-49	<b>Juvenile</b>	51.8%	52.5%
2023		<b>GRAND TOTAL</b>	<b>835</b> 100%	-11.2%	▼	-105	<b>GRAND TOTAL</b>	100%	100%

Filings by Division & Code

Division	Case Type Description	Code	Summary	Change	% Change	Absolute Change
<b>Adult</b>	Other	OT	105	▲	+7.1%	+7
	Show Cause	SC	78	▼	-15.2%	-14
	Misdemeanor	CM	61	▼	-46.0%	-52
	Civil Support	VS	42	▼	-17.6%	-9
	Family Abuse - Protective Order	FP	37	▼	-17.8%	-8
	Capias	CA	33	▲	+65.0%	+13
	Felony	CF	16	▲	+128.6%	+9
	Remand Support	RS	15	▲	+15.4%	+2
	Motion - Protective Order	MP	5	↔		-
	Non-Family Abuse Protective Order	AP	4	▼	-20.0%	-1
	Restricted License for Non-Support	SL	1	▼	-50.0%	-1
	Bond Forfeiture	BF	0	▼	-100.0%	-1
	Protective Order	PC	0	▼	-100.0%	-1
	<b>Total</b>		<b>397</b>	▼	<b>-12.4%</b>	<b>-56</b>
<b>Juvenile</b>	Custody Visitation	CV	164	▼	-29.0%	-67
	Abuse and Neglect	AN	45	▲	+7.1%	+3
	Traffic	T	38	▲	+15.2%	+5
	Foster Care Review	FC	30	▲	+114.3%	+16
	Misdemeanor	DM	29	▲	+81.3%	+13
	Permanency Planning	PH	29	▼	-27.5%	-11
	Initial Foster Care	IF	23	▲	+64.3%	+9
	Remand Custody	RC	20	▲	+17.6%	+3
	Terminate Parental Rights	TP	15	▼	-42.3%	-11
	Truancy	TR	15	↔		-
	Paternity	PT	5	▲	+66.7%	+2
	Show Cause	SC	5	▲	+25.0%	+1
	Entrustment	ET	4	▲	-	+4
	Non-Family Abuse Protective Order	AP	4	▲	+100.0%	+2
	Relief of Custody	CR	3	▲	+50.0%	+1
	Status	ST	3	▲	-40.0%	-2
	Voluntary Continuing Services and Support Agree	VA	2	▲	-	+2
	Child In Need of Services	CS	1	▼	-50.0%	-1
	Emancipation	EP	1	▲	-	+1
	Felony	DF	1	▼	-80.0%	-4
	Other	OT	1	▼	-50.0%	-1
	Capias	CA	0	▼	-100.0%	-1
	Emergency Custody Order	EC	0	▼	-100.0%	-1
	Qualified Residential Treatment	QR	0	▼	-100.0%	-2
	Remand Visitation	RV	0	▼	-100.0%	-8
	Temporary Detention Order	TD	0	▼	-100.0%	-2
		<b>Total</b>		<b>438</b>	▼	<b>-10.1%</b>
<b>GRAND TOTAL</b>			<b>835</b>	▼	<b>-11.2%</b>	<b>-105</b>

Filings by Major Case Category\*\*

Category	Summary	Change	% Change	Absolute Change
Adult Criminal	129	▼	-33.8%	-66
Child Dependency	151	▲	+7.9%	+11
Child in Need of Services/Supervision	19	▲	+11.8%	+2
Custody and Visitation	169	▲	-27.8%	-65

\* Compared to same time period as previous year  
 7/11/2024 12:30:55PM

\*\* Case Type Categories are defined in the 2017 Virginia Judicial Workload Assessment  
 Source: SCV-SQL-Information

**CPSS - JCMS CASELOAD STATISTICS OF THE JUVENILE & DOMESTIC RELATIONS DISTRICT COURTS**  
 January 2024 thru June 2024 Filings (Compared to January 2023 thru June 2023)

Delinquency	32	▼	+23.1%	+6
Juvenile Miscellaneous	4	▲	-20.0%	-1
Other	141	▼		0
Protective Orders	50	▲	-12.3%	-7
Support	102	▲	+10.9%	+10
Traffic	38	▲	+15.2%	+5
<b>GRAND TOTAL</b>	<b>835</b>	▼	-11.2%	-105



2024 Overall GRAND TOTAL		Distribution of Caseload		Change*		Percentage (%) of Caseload		
<b>677</b>	-74 -9.9%	<b>Adult</b>	240 35%	-24.8% ▼	-79	<b>Adult</b>	42.5%	35.5%
2024		<b>Juvenile</b>	437 65%	1.2% ▲	+5	<b>Juvenile</b>	57.5%	64.5%
2023		<b>GRAND TOTAL</b>	<b>677</b> 100%	-9.9% ▼	-74	<b>GRAND TOTAL</b>	100%	100%

Filings by Division & Code

Division	Case Type Description	Code	Summary	Change	% Change	Absolute Change
<b>Adult</b>	Other	OT	64	▲	+30.6%	+15
	Misdemeanor	CM	48	▼	-57.9%	-66
	Civil Support	VS	34	▲	+142.9%	+20
	Show Cause	SC	28	▼	-33.3%	-14
	Felony	CF	22	▼	-12.0%	-3
	Capias	CA	18	▼	-41.9%	-13
	Family Abuse - Protective Order	FP	16	▼	-33.3%	-8
	Remand Support	RS	5	▼	-50.0%	-5
	Motion - Protective Order	MP	4	▼	-42.9%	-3
	Non-Family Abuse Protective Order	AP	1	▼	-66.7%	-2
	<b>Total</b>		<b>240</b>	▼	<b>-24.8%</b>	<b>-79</b>
<b>Juvenile</b>	Custody Visitation	CV	143	▼	-13.9%	-23
	Misdemeanor	DM	124	▲	+129.6%	+70
	Traffic	T	46	▼	-4.2%	-2
	Permanency Planning	PH	19	▼	-17.4%	-4
	Truancy	TR	18	▲	+12.5%	+2
	Foster Care Review	FC	14	▲	+27.3%	+3
	Felony	DF	12	▼	-20.0%	-3
	Terminate Parental Rights	TP	10	▲	+25.0%	+2
	Abuse and Neglect	AN	9	▼	-30.8%	-4
	Initial Foster Care	IF	8	▼	-38.5%	-5
	Child In Need of Services	CS	7	▼	-22.2%	-2
	Remand Custody	RC	7	▼	-58.8%	-10
	Remand Visitation	RV	7	▼	-58.8%	-10
	Paternity	PT	5	▲	+66.7%	+2
	Capias	CA	2	▲	+100.0%	+1
	Non-Family Abuse Protective Order	AP	2	↔		-
	Voluntary Continuing Services and Support Agreen	VA	2	↔		-
	Civil Violation	CI	1	▼	-50.0%	-1
	Show Cause	SC	1	↔		-
	Emergency Custody Order	EC	0	▼	-100.0%	-1
	Other	OT	0	▼	-100.0%	-1
	Relief of Custody	CR	0	▼	-100.0%	-3
	Status	ST	0	▼	-100.0%	-5
Temporary Detention Order	TD	0	▼	-100.0%	-1	
	<b>Total</b>		<b>437</b>	▲	<b>1.2%</b>	<b>+5</b>
<b>GRAND TOTAL</b>			<b>677</b>	▼	<b>-9.9%</b>	<b>-74</b>

Filings by Major Case Category\*\*

Category	Summary	Change	% Change	Absolute Change
Adult Criminal	104	▼	-46.7%	-91
Child Dependency	62	▼	-15.1%	-11
Child in Need of Services/Supervision	25	▼		0
Custody and Visitation	149	▲	-11.8%	-20
Delinquency	138	▲	+94.4%	+67
Juvenile Miscellaneous	0	▼	-100.0%	-5
New to Workload Study	1	▼	-50.0%	-1
Other	83	▼	-13.5%	-13

\* Compared to same time period as previous year  
 7/11/2024 12:30:55PM

\*\* Case Type Categories are defined in the 2017 Virginia Judicial Workload Assessment  
 Source: SCV-SQL-Information

**CPSS - JCMS CASELOAD STATISTICS OF THE JUVENILE & DOMESTIC RELATIONS DISTRICT COURTS**  
 January 2024 thru June 2024 Filings (Compared to January 2023 thru June 2023)

**Scott**

District: 30 FIPS: 169

Protective Orders	23	▼	-36.1%	-13
Support	46	▲	+48.4%	+15
Traffic	46	▼	-4.2%	-2
<b>GRAND TOTAL</b>	<b>677</b>	▼	-9.9%	-74

2024 Overall GRAND TOTAL		Distribution of Caseload			Change*		Percentage (%) of Caseload		
<b>1,912</b> +43 2.3% 		<b>Adult</b>	919	48%	2.7% ▲	+24	<b>Adult</b>	47.9%	48.1%
		<b>Juvenile</b>	993	52%	2.0% ▲	+19	<b>Juvenile</b>	52.1%	51.9%
<b>GRAND TOTAL</b>		<b>1,912</b>	100%		2.3% ▲	+43	<b>GRAND TOTAL</b>	100%	100%

Filings by Division & Code

Division	Case Type Description	Code	Summary	Change	% Change	Absolute Change
<b>Adult</b>	Misdemeanor	CM	210	▼	-15.3%	-38
	Other	OT	206	▲	-1.9%	-4
	Civil Support	VS	121	▲	+0.8%	+1
	Show Cause	SC	116	▲	-1.7%	-2
	Family Abuse - Protective Order	FP	102	▲	+70.0%	+42
	Felony	CF	90	▲	+50.0%	+30
	Capias	CA	42	▲	-6.7%	-3
	Motion - Protective Order	MP	17	▲	+30.8%	+4
	Non-Family Abuse Protective Order	AP	12	▼	-36.8%	-7
	Remand Support	RS	2	↔		-
	Restricted License for Non-Support	SL	1	▲	-	+1
	Total			<b>919</b>	▲	<b>2.7%</b>
<b>Juvenile</b>	Custody Visitation	CV	620	▲	+4.2%	+25
	Misdemeanor	DM	70	▼	-24.7%	-23
	Abuse and Neglect	AN	40	▼	-16.7%	-8
	Truancy	TR	34	▲	+30.8%	+8
	Terminate Parental Rights	TP	33	▲	+73.7%	+14
	Foster Care Review	FC	30	▲	+25.0%	+6
	Permanency Planning	PH	30	▼	-3.2%	-1
	Initial Foster Care	IF	20	▼	-16.7%	-4
	Non-Family Abuse Protective Order	AP	18	▲	+125.0%	+10
	Entrustment	ET	16	▲	+77.8%	+7
	Felony	DF	16	▲	+60.0%	+6
	Child at Risk	RI	15	▼	-21.1%	-4
	Traffic	T	14	▼	-39.1%	-9
	Relief of Custody	CR	10	▲	+150.0%	+6
	Status	ST	8	▼	-70.4%	-19
	Child In Need of Services	CS	5	▲	+66.7%	+2
	Other	OT	4	▲	-	+4
	Capias	CA	3	▲	+200.0%	+2
	Show Cause	SC	3	▼	-25.0%	-1
	Voluntary Continuing Services and Support Agree	VA	3	▼	-40.0%	-2
	Remand Visitation	RV	1	▲	-	+1
Emancipation	EP	0	▼	-100.0%	-1	
Total			<b>993</b>	▲	<b>2.0%</b>	<b>+19</b>
<b>GRAND TOTAL</b>			<b>1,912</b>	▲	<b>2.3%</b>	<b>+43</b>

Filings by Major Case Category\*\*

Category	Summary	Change	% Change	Absolute Change
Adult Criminal	412	▲	-5.7%	-25
Child Dependency	197	▲	+7.7%	+14
Child in Need of Services/Supervision	39	▲	+34.5%	+10
Custody and Visitation	620	▲	+4.2%	+25
Delinquency	92	▲	-14.8%	-16
Juvenile Miscellaneous	8	▼	-71.4%	-20
Other	213	▲	+0.5%	+1
Protective Orders	149	▲	+49.0%	+49
Support	168	▲	+9.1%	+14

\* Compared to same time period as previous year  
 7/11/2024 12:30:55PM

\*\* Case Type Categories are defined in the 2017 Virginia Judicial Workload Assessment  
 Source: SCV-SQL-Information

CPSS - JCMS CASELOAD STATISTICS OF THE JUVENILE & DOMESTIC RELATIONS DISTRICT COURTS  
January 2024 thru June 2024 Filings (Compared to January 2023 thru June 2023)

Wise

District: 30 FIPS: 195

Traffic	14	▼	-39.1%	-9
<b>GRAND TOTAL</b>	<b>1,912</b>	▲	2.3%	+43

2024 Overall GRAND TOTAL		Distribution of Caseload		Change*		Percentage (%) of Caseload			
<b>9,615</b> +259 2.8% 	2024 2023	Adult	4,964	52%	3.6% ▲	+174	Adult	2023	2024
		Juvenile	4,651	48%	1.9% ▲	+85	Juvenile	48.8%	48.4%
<b>GRAND TOTAL</b>		<b>9,615</b>	100%	2.8% ▲	+259	<b>GRAND TOTAL</b>	100%	100%	

Filings by Division & Code

Division	Case Type Description	Code	Summary	Change	% Change	Absolute Change
<b>Adult</b>	Misdemeanor	CM	1,342	▲	+8.1%	+100
	Other	OT	919	▼	-5.0%	-48
	Civil Support	VS	805	▲	+1.5%	+12
	Show Cause	SC	662	▲	+4.4%	+28
	Felony	CF	408	▲	+10.0%	+37
	Capias	CA	361	▲	+15.0%	+47
	Family Abuse - Protective Order	FP	346	▲	+1.8%	+6
	Remand Support	RS	33	▼	-17.5%	-7
	Non-Family Abuse Protective Order	AP	30	▲	+57.9%	+11
	Motion - Protective Order	MP	25	▼	-28.6%	-10
	Violation of Protective Order	PV	15	▼	-34.8%	-8
	Protective Order	PC	13	▲	+225.0%	+9
	Restricted License for Non-Support	SL	5	▲	+66.7%	+2
	Bond Forfeiture	BF	0	▼	-100.0%	-2
	Criminal Support	CS	0	▼	-100.0%	-2
Violation Family Abuse Protective Order	PS	0	▼	-100.0%	-1	
Total			<b>4,964</b>	▲	<b>3.6%</b>	<b>+174</b>
<b>Juvenile</b>	Custody Visitation	CV	2,275	▼	-5.0%	-120
	Misdemeanor	DM	880	▲	+18.8%	+139
	Traffic	T	523	▲	+17.0%	+76
	Felony	DF	250	▼	-11.3%	-32
	Status	ST	86	▼	+50.9%	+29
	Truancy	TR	85	▼	-23.4%	-26
	Motion - Protective Order	MP	72	▼	-15.3%	-13
	Abuse and Neglect	AN	66	▲	+22.2%	+12
	Non-Family Abuse Protective Order	AP	63	▲	+231.6%	+44
	Remand Custody	RC	60	▼	-6.3%	-4
	Remand Visitation	RV	59	▼	-7.8%	-5
	Permanency Planning	PH	42	▲	+2.4%	+1
	Paternity	PT	41	▼	-12.8%	-6
	Foster Care Review	FC	40	▲	+11.1%	+4
	Child In Need of Services	CS	34	▼	-22.7%	-10
	Terminate Parental Rights	TP	26	▼	-7.1%	-2
	Initial Foster Care	IF	19	▼	-9.5%	-2
	Voluntary Continuing Services and Support Agreem	VA	7	▲	+75.0%	+3
	Family Abuse - Protective Order	FP	4	▲	+100.0%	+2
	Other	OT	4	▼	-20.0%	-1
	Show Cause	SC	4	▲	-	+4
	Mental Commitment	MC	3	▼	-50.0%	-3
	Temporary Detention Order	TD	3	▼	-50.0%	-3
	Violation Family Abuse Protective Order	PS	2	▲	-	+2
	Child at Risk	RI	1	↔	-	-
	Emancipation	EP	1	↔	-	-
	Juvenile Support	JS	1	▲	-	+1
	Capias	CA	0	▼	-100.0%	-2
	Civil Violation	CI	0	▼	-100.0%	-1
	Qualified Residential Treatment	QR	0	▼	-100.0%	-2
Total			<b>4,651</b>	▲	<b>1.9%</b>	<b>+85</b>
<b>GRAND TOTAL</b>			<b>9,615</b>	▲	<b>2.8%</b>	<b>+259</b>

\* Compared to same time period as previous year  
 7/11/2024 12:30:55PM

\*\* Case Type Categories are defined in the 2017 Virginia Judicial Workload Assessment  
 Source: SCV-SQL-Information

Filings by Major Case Category\*\*

Category	Summary	Change	% Change	Absolute Change
Adult Criminal	2,595	▲	+7.7%	+186
Child Dependency	201	▼	+7.5%	+14
Child in Need of Services/Supervision	123	▲	-20.6%	-32
Custody and Visitation	2,316	▼	-5.2%	-126
Delinquency	1,132	▲	+10.4%	+107
Juvenile Miscellaneous	87	▼	+50.0%	+29
New to Workload Study	0	▼	-100.0%	-1
Other	1,081	▼	-6.2%	-71
Protective Orders	540	▲	+8.0%	+40
Support	1,017	▲	+3.8%	+37
Traffic	523	▲	+17.0%	+76
<b>GRAND TOTAL</b>	<b>9,615</b>	▲	2.8%	+259

\* Compared to same time period as previous year  
 7/11/2024 12:30:55PM

\*\* Case Type Categories are defined in the 2017 Virginia Judicial Workload Assessment  
 Source: SCV-SQL-Information

2024 Overall GRAND TOTAL		Distribution of Caseload		Change*		Percentage (%) of Caseload		
<b>739</b>	-67 -8.3%	<b>Adult</b>	333 45%	-19.4% ▼	-80	<b>Adult</b>	2023 51.2%	2024 45.1%
2024		<b>Juvenile</b>	406 55%	3.3% ▲	+13	<b>Juvenile</b>	48.8%	54.9%
2023		<b>GRAND TOTAL</b>	<b>739</b> 100%	-8.3% ▼	-67	<b>GRAND TOTAL</b>	100%	100%

Filings by Division & Code

Division	Case Type Description	Code	Summary	Change	% Change	Absolute Change
<b>Adult</b>	Misdemeanor	CM	105	↔		-
	Show Cause	SC	65	▲	-4.4%	-3
	Other	OT	61	▼	-24.7%	-20
	Civil Support	VS	49	▼	-27.9%	-19
	Family Abuse - Protective Order	FP	26	▼	-18.8%	-6
	Capias	CA	14	▼	-57.6%	-19
	Felony	CF	9	▼	-47.1%	-8
	Non-Family Abuse Protective Order	AP	2	▼	-71.4%	-5
	Remand Support	RS	2	▲	-	+2
	Motion - Protective Order	MP	0	▼	-100.0%	-2
	<b>Total</b>		<b>333</b>	▼	<b>-19.4%</b>	<b>-80</b>
<b>Juvenile</b>	Custody Visitation	CV	231	▲	+12.7%	+26
	Misdemeanor	DM	49	↔		-
	Traffic	T	30	▲	+50.0%	+10
	Felony	DF	16	▲	+6.7%	+1
	Truancy	TR	10	▲	-	+10
	Other	OT	8	▲	+700.0%	+7
	Permanency Planning	PH	8	▲	+300.0%	+6
	Terminate Parental Rights	TP	8	▲	+166.7%	+5
	Foster Care Review	FC	7	▲	+250.0%	+5
	Remand Visitation	RV	6	▲	+50.0%	+2
	Abuse and Neglect	AN	5	▼	-44.4%	-4
	Remand Custody	RC	5	▲	+25.0%	+1
	Status	ST	5	▼	-90.0%	-45
	Initial Foster Care	IF	4	▼	-20.0%	-1
	Paternity	PT	4	▲	+33.3%	+1
	Temporary Detention Order	TD	3	▼	-25.0%	-1
	Emergency Custody Order	EC	2	▲	-	+2
	Family Abuse - Protective Order	FP	2	▲	-	+2
	Relief of Custody	CR	2	▼	-33.3%	-1
	Non-Family Abuse Protective Order	AP	1	▼	-75.0%	-3
	Child In Need of Services	CS	0	▼	-100.0%	-1
	Emancipation	EP	0	▼	-100.0%	-1
	Show Cause	SC	0	▼	-100.0%	-2
	Special Immigrant Juvenile Status	SI	0	▼	-100.0%	-5
	Voluntary Continuing Services and Support Agreem	VA	0	▼	-100.0%	-1
		<b>Total</b>		<b>406</b>	▲	<b>3.3%</b>
<b>GRAND TOTAL</b>			<b>739</b>	▼	<b>-8.3%</b>	<b>-67</b>

Filings by Major Case Category\*\*

Category	Summary	Change	% Change	Absolute Change
Adult Criminal	167	▼	-18.9%	-39
Child Dependency	34	▲	+36.0%	+9
Child in Need of Services/Supervision	10	▲	+900.0%	+9
Custody and Visitation	235	▲	+13.0%	+27
Delinquency	65	▼	-1.5%	-1
Juvenile Miscellaneous	5	▼	-90.2%	-46
New to Workload Study	0	▼	-100.0%	-5

\* Compared to same time period as previous year  
 7/11/2024 12:30:55PM

\*\* Case Type Categories are defined in the 2017 Virginia Judicial Workload Assessment  
 Source: SCV-SQL-Information

**CPSS - JCMS CASELOAD STATISTICS OF THE JUVENILE & DOMESTIC RELATIONS DISTRICT COURTS**  
 January 2024 thru June 2024 Filings (Compared to January 2023 thru June 2023)

Other	87	▲	-7.4%	-7
Protective Orders	31	▲	-31.1%	-14
Support	75	▲	-11.8%	-10
Traffic	30	▲	+50.0%	+10
<b>GRAND TOTAL</b>	<b>739</b>	▼	-8.3%	-67



2024 Overall GRAND TOTAL		Distribution of Caseload		Change*		Percentage (%) of Caseload		
<b>376</b>	+108 40.3%	<b>Adult</b>	176 47%	38.6% ▲	+49	<b>Adult</b>	47.4%	46.8%
2024		<b>Juvenile</b>	200 53%	41.8% ▲	+59	<b>Juvenile</b>	52.6%	53.2%
2023		<b>GRAND TOTAL</b>	<b>376</b> 100%	40.3% ▲	+108	<b>GRAND TOTAL</b>	100%	100%

**Filings by Division & Code**

Division	Case Type Description	Code	Summary	Change	% Change	Absolute Change
<b>Adult</b>	Misdemeanor	CM	53	▲	+39.5%	+15
	Other	OT	37	▲	+27.6%	+8
	Civil Support	VS	24	↔		-
	Show Cause	SC	24	▲	+118.2%	+13
	Felony	CF	19	▲	+90.0%	+9
	Family Abuse - Protective Order	FP	13	▲	+116.7%	+7
	Capias	CA	5	↔		-
	Motion - Protective Order	MP	1	▲	-	+1
	Non-Family Abuse Protective Order	AP	0	▼	-100.0%	-2
	Remand Support	RS	0	▼	-100.0%	-2
	<b>Total</b>		<b>176</b>	<b>▲</b>	<b>38.6%</b>	<b>+49</b>
<b>Juvenile</b>	Custody Visitation	CV	108	▲	+107.7%	+56
	Misdemeanor	DM	46	▲	+39.4%	+13
	Traffic	T	16	▲	+6.7%	+1
	Abuse and Neglect	AN	12	▲	-	+12
	Truancy	TR	5	▼	-64.3%	-9
	Felony	DF	4	▲	-	+4
	Child In Need of Services	CS	2	▲	-	+2
	Status	ST	2	▼	-50.0%	-2
	Foster Care Review	FC	1	▼	-83.3%	-5
	Initial Foster Care	IF	1	▼	-50.0%	-1
	Mental Commitment	MC	1	▲	-	+1
	Special Immigrant Juvenile Status	SI	1	▲	-	+1
	Temporary Detention Order	TD	1	↔		-
	Family Abuse - Protective Order	FP	0	▼	-100.0%	-1
	Other	OT	0	▼	-100.0%	-1
	Paternity	PT	0	▼	-100.0%	-2
	Remand Custody	RC	0	▼	-100.0%	-5
	Remand Visitation	RV	0	▼	-100.0%	-5
	<b>Total</b>		<b>200</b>	<b>▲</b>	<b>41.8%</b>	<b>+59</b>
<b>GRAND TOTAL</b>			<b>376</b>	<b>▲</b>	<b>40.3%</b>	<b>+108</b>

**Filings by Major Case Category\*\***

Category	Summary	Change	% Change	Absolute Change
Adult Criminal	93	▲	+47.6%	+30
Child Dependency	14	▲	+75.0%	+6
Child in Need of Services/Supervision	7	▲	-50.0%	-7
Custody and Visitation	108	▲	+100.0%	+54
Delinquency	50	▲	+51.5%	+17
Juvenile Miscellaneous	2	▼	-50.0%	-2
New to Workload Study	1	▲	-	+1
Other	39	▲	-9.3%	-4
Protective Orders	14	▲	+55.6%	+5
Support	32	▲	+28.0%	+7
Traffic	16	▲	+6.7%	+1
<b>GRAND TOTAL</b>	<b>376</b>	<b>▲</b>	<b>40.3%</b>	<b>+108</b>

\* Compared to same time period as previous year  
 7/11/2024 12:30:55PM

\*\* Case Type Categories are defined in the 2017 Virginia Judicial Workload Assessment  
 Source: SCV-SQL-Information

