

2024 Overall GRAND TOTAL		Distribution of Caseload		Change*		Percentage (%) of Caseload			
366,315	-1,590 -0.4%	Adult	188,886	52%	1.7% ▲	+3,097	Adult	50.5%	51.6%
		Juvenile	177,429	48%	-2.6% ▼	-4,687	Juvenile	49.5%	48.4%
		GRAND TOTAL	366,315	100%	-0.4% ▼	-1,590	GRAND TOTAL	100%	100%

Filings by Division & Code

Division	Case Type Description	Code	Summary	Change	% Change	Absolute Change
Adult	Misdemeanor	CM	42,425	▲	+0.9%	+372
	Civil Support	VS	34,140	▲	+0.6%	+206
	Show Cause	SC	33,944	▲	+14.9%	+4,410
	Other	OT	32,436	▼	-4.3%	-1,460
	Family Abuse - Protective Order	FP	14,429	▲	+0.2%	+23
	Felony	CF	13,914	▲	+5.7%	+754
	Capias	CA	10,335	▼	-5.5%	-601
	Remand Support	RS	2,788	▼	-12.8%	-411
	Motion - Protective Order	MP	1,919	▼	-3.2%	-64
	Non-Family Abuse Protective Order	AP	1,192	▼	-9.5%	-125
	Violation of Protective Order	PV	907	▲	+0.6%	+5
	Protective Order	PC	158	▼	-4.8%	-8
	Restricted License for Non-Support	SL	146	▲	+9.8%	+13
	Bond Forfeiture	BF	63	▼	-28.4%	-25
	Violation Family Abuse Protective Order	PS	62	▲	+34.8%	+16
	Criminal Support	CS	13	▼	-48.0%	-12
	Emergency Custody Order	EC	7	▲	+600.0%	+6
	Return of Desposit (Bondsman)	RD	5	▲	+66.7%	+2
	Emergency Substantial Risk Order	SR	2	▼	-50.0%	-2
	Mental Commitment	MC	1	↔		-
Temporary Detention Order	TD	0	▼	-100.0%	-2	
	Total		188,886	▲	1.7%	+3,097
Juvenile	Custody Visitation	CV	98,157	▼	-4.1%	-4,158
	Misdemeanor	DM	18,804	▲	+5.0%	+894
	Traffic	T	8,977	▼	-4.0%	-375
	Felony	DF	6,572	▼	-5.5%	-379
	Status	ST	4,431	▼	-12.3%	-621
	Abuse and Neglect	AN	4,410	▼	-1.8%	-83
	Remand Custody	RC	3,977	▼	-13.5%	-621
	Remand Visitation	RV	3,628	▼	-12.2%	-506
	Permanency Planning	PH	3,591	▲	+4.3%	+147
	Foster Care Review	FC	3,275	▲	+3.2%	+103
	Paternity	PT	3,066	▼	-2.2%	-69
	Truancy	TR	2,221	▲	+1.4%	+31
	Initial Foster Care	IF	1,934	▲	+13.1%	+224
	Motion - Protective Order	MP	1,722	▲	+13.0%	+198
	Terminate Parental Rights	TP	1,636	▲	+5.1%	+79
	Show Cause	SC	1,426	▲	+7.9%	+104
	Non-Family Abuse Protective Order	AP	1,419	▲	+9.4%	+122
	Special Immigrant Juvenile Status	SI	1,337	▲	+58.4%	+493
	Child In Need of Services	CS	1,184	▲	+3.8%	+43
	Temporary Detention Order	TD	1,184	▼	-17.1%	-244
	Civil Violation	CI	733	▼	-1.5%	-11
	Mental Commitment	MC	725	▼	-11.5%	-94
	Voluntary Continuing Services and Support Agree	VA	550	▲	+22.5%	+101
	Other	OT	522	▲	+9.2%	+44
	Emergency Custody Order	EC	513	▼	-19.1%	-121
	Entrustment	ET	324	▲	+28.1%	+71
	Relief of Custody	CR	324	▲	+4.2%	+13
	Capias	CA	293	▼	-1.0%	-3
	Child at Risk	RI	235	▲	+13.0%	+27

* Compared to same time period as previous year

** Case Type Categories are defined in the 2017 Virginia Judicial Workload Assessment

The data reported reflect the case management system. The case types reported may not necessitate judicial involvement.

			Summary	Change	% Change	Absolute Change
Juvenile	Family Abuse - Protective Order	FP	164	▲	+37.8%	+45
	Emancipation	EP	42	▼	-14.3%	-7
	Juvenile Support	JS	14	▲	+27.3%	+3
	Violation Family Abuse Protective Order	PS	13	▲	+333.3%	+10
	Restoration of Parental Rights	RR	12	▲	+200.0%	+8
	Protective Order	PC	6	▼	-25.0%	-2
	Restricted Operators License	RL	3	▼	-40.0%	-2
	Violation of Protective Order	PV	3	▼	-40.0%	-2
	Qualified Residential Treatment	QR	2	▼	-98.7%	-149
Total			177,429	▼	-2.6%	-4,687
GRAND TOTAL			366,315	▼	-0.4%	-1,590

Filings by Major Case Category**

Category	Summary	Change	% Change	Absolute Change		
Adult Criminal	87,474	▲	+1.5%	+1,281		
Child Dependency	16,281	▼	+3.4%	+533		
Child in Need of Services/Supervision	3,571	▲	+3.1%	+106		
Custody and Visitation	101,236	▼	-4.0%	-4,231		
Delinquency	26,938	▲	+2.3%	+594		
Juvenile Miscellaneous	4,485	▲	-12.2%	-621		
New to Workload Study	2,072	▲	+30.2%	+480		
Other	45,786	▲	-6.9%	-3,406		
Protective Orders	20,845	▲	+1.0%	+199		
Support	48,647	▲	+8.6%	+3,852		
Traffic	8,980	▼	-4.0%	-377		
GRAND TOTAL			366,315	▼	-0.4%	-1,590

* Compared to same time period as previous year

** Case Type Categories are defined in the 2017 Virginia Judicial Workload Assessment

The data reported reflect the case management system. The case types reported may not necessitate judicial involvement.

2024 Overall GRAND TOTAL		Distribution of Caseload			Change*		Percentage (%) of Caseload		
12,735	-345 -2.6%	Adult	7,042	55%	2.0% ▲	+140	Adult	52.8%	55.3%
2024		Juvenile	5,693	45%	-7.9% ▼	-485	Juvenile	47.2%	44.7%
2023		GRAND TOTAL	12,735	100%	-2.6% ▼	-345	GRAND TOTAL	100%	100%

Filings by Division & Code

Division	Case Type Description	Code	Summary	Change	% Change	Absolute Change	
Adult	Misdemeanor	CM	1,630	▲	+5.4%	+83	
	Show Cause	SC	1,330	▲	+3.7%	+47	
	Civil Support	VS	1,251	▼	-6.4%	-85	
	Other	OT	1,047	▲	+14.4%	+132	
	Remand Support	RS	441	▲	+22.5%	+81	
	Family Abuse - Protective Order	FP	414	▼	-10.2%	-47	
	Felony	CF	351	▼	-26.4%	-126	
	Capias	CA	329	▲	-1.2%	-4	
	Non-Family Abuse Protective Order	AP	149	▲	+44.7%	+46	
	Motion - Protective Order	MP	62	▼	-3.1%	-2	
	Violation Family Abuse Protective Order	PS	20	▲	-	+20	
	Violation of Protective Order	PV	14	▼	-36.4%	-8	
	Restricted License for Non-Support	SL	4	▲	-	+4	
	Protective Order	PC	0	▼	-100.0%	-1	
	Total		7,042	▲	2.0%	+140	
Juvenile	Custody Visitation	CV	3,940	▼	-9.3%	-405	
	Remand Custody	RC	351	▲	+5.7%	+19	
	Misdemeanor	DM	312	▼	-2.8%	-9	
	Remand Visitation	RV	214	▲	+8.6%	+17	
	Felony	DF	199	▼	-25.5%	-68	
	Traffic	T	115	▲	+27.8%	+25	
	Truancy	TR	109	▲	+11.2%	+11	
	Non-Family Abuse Protective Order	AP	91	▲	+9.6%	+8	
	Paternity	PT	75	▼	-34.2%	-39	
	Other	OT	37	▲	+12.1%	+4	
	Permanency Planning	PH	33	▼	-19.5%	-8	
	Abuse and Neglect	AN	32	▲	+28.0%	+7	
	Show Cause	SC	27	▼	-28.9%	-11	
	Foster Care Review	FC	25	▼	-24.2%	-8	
	Motion - Protective Order	MP	19	▲	+5.6%	+1	
	Status	ST	17	▲	+54.5%	+6	
	Special Immigrant Juvenile Status	SI	14	▲	+133.3%	+8	
	Child In Need of Services	CS	13	▼	-7.1%	-1	
	Relief of Custody	CR	12	▲	+200.0%	+8	
	Initial Foster Care	IF	11	▼	-45.0%	-9	
	Mental Commitment	MC	10	▼	-16.7%	-2	
	Temporary Detention Order	TD	9	▼	-50.0%	-9	
	Emergency Custody Order	EC	8	▼	-70.4%	-19	
	Terminate Parental Rights	TP	6	▼	-62.5%	-10	
	Voluntary Continuing Services and Support Agreen	VA	5	▲	+25.0%	+1	
	Civil Violation	CI	3	▼	-50.0%	-3	
	Entrustment	ET	3	▲	-	+3	
	Violation Family Abuse Protective Order	PS	2	▲	-	+2	
	Juvenile Support	JS	1	▲	-	+1	
	Capias	CA	0	▼	-100.0%	-1	
	Family Abuse - Protective Order	FP	0	▼	-100.0%	-4	
		Total		5,693	▼	-7.9%	-485
		GRAND TOTAL		12,735	▼	-2.6%	-345

* Compared to same time period as previous year

** Case Type Categories are defined in the 2017 Virginia Judicial Workload Assessment

The data reported reflect the case management system. The case types reported may not necessitate judicial involvement.

Filings by Major Case Category**

Category	Summary	Change	% Change	Absolute Change
Adult Criminal	3,302	▲	+0.7%	+24
Child Dependency	127	▲	-11.2%	-16
Child in Need of Services/Supervision	124	▼	+6.9%	+8
Custody and Visitation	4,015	▼	-10.0%	-445
Delinquency	538	▲	-13.5%	-84
Juvenile Miscellaneous	17	▲	+54.5%	+6
New to Workload Study	17	▲	+41.7%	+5
Other	2,117	▼	+11.8%	+223
Protective Orders	735	▼	+0.3%	+2
Support	1,628	▲	-5.4%	-93
Traffic	115	▲	+27.8%	+25
GRAND TOTAL	12,735	▼	-2.6%	-345

* Compared to same time period as previous year

** Case Type Categories are defined in the 2017 Virginia Judicial Workload Assessment

The data reported reflect the case management system. The case types reported may not necessitate judicial involvement.

2024 Overall GRAND TOTAL		Distribution of Caseload			Change*		Percentage (%) of Caseload		
21,930	-1,771 -7.5%	Adult	10,987	50%	-5.6% ▼	-653	Adult	49.1%	50.1%
		Juvenile	10,943	50%	-9.3% ▼	-1,118	Juvenile	50.9%	49.9%
		GRAND TOTAL	21,930	100%	-7.5% ▼	-1,771	GRAND TOTAL	100%	100%

Filings by Division & Code

Division	Case Type Description	Code	Summary	Change	% Change	Absolute Change
Adult	Misdemeanor	CM	2,215	▼	-3.2%	-74
	Civil Support	VS	2,154	▼	-13.1%	-324
	Show Cause	SC	2,020	▲	+15.7%	+274
	Other	OT	1,862	▼	-12.3%	-261
	Family Abuse - Protective Order	FP	761	▼	-4.6%	-37
	Remand Support	RS	726	▼	-27.1%	-270
	Felony	CF	538	▲	+21.4%	+95
	Capias	CA	491	▲	-14.0%	-80
	Motion - Protective Order	MP	108	▲	+6.9%	+7
	Non-Family Abuse Protective Order	AP	54	▼	-8.5%	-5
	Violation of Protective Order	PV	39	▲	+129.4%	+22
	Bond Forfeiture	BF	10	▼	-9.1%	-1
	Restricted License for Non-Support	SL	5	▲	+150.0%	+3
	Return of Desposit (Bondsman)	RD	3	▲	-	+3
	Mental Commitment	MC	1	↔	-	-
	Criminal Support	CS	0	▼	-100.0%	-1
Protective Order	PC	0	▼	-100.0%	-3	
Violation Family Abuse Protective Order	PS	0	▼	-100.0%	-1	
	Total		10,987	▼	-5.6%	-653
Juvenile	Custody Visitation	CV	5,684	▼	-8.5%	-529
	Remand Visitation	RV	1,067	▼	-21.8%	-298
	Remand Custody	RC	1,066	▼	-20.4%	-273
	Misdemeanor	DM	816	▼	-2.5%	-21
	Traffic	T	434	▼	-9.4%	-45
	Felony	DF	308	▼	-23.4%	-94
	Motion - Protective Order	MP	293	▼	-3.9%	-12
	Abuse and Neglect	AN	284	▲	+21.9%	+51
	Paternity	PT	152	▲	+42.1%	+45
	Permanency Planning	PH	132	▲	+12.8%	+15
	Foster Care Review	FC	113	▲	+5.6%	+6
	Show Cause	SC	94	▲	+46.9%	+30
	Non-Family Abuse Protective Order	AP	91	▲	+11.0%	+9
	Status	ST	86	▲	+6.2%	+5
	Initial Foster Care	IF	71	▲	+7.6%	+5
	Terminate Parental Rights	TP	48	▼	-44.2%	-38
	Truancy	TR	47	▲	+113.6%	+25
	Child In Need of Services	CS	31	▲	+121.4%	+17
	Civil Violation	CI	29	↔	-	-
	Other	OT	21	▼	-27.6%	-8
	Special Immigrant Juvenile Status	SI	16	▲	+300.0%	+12
	Relief of Custody	CR	12	▼	-7.7%	-1
	Family Abuse - Protective Order	FP	10	▲	+25.0%	+2
	Capias	CA	9	▼	-10.0%	-1
	Voluntary Continuing Services and Support Agreem	VA	9	▼	-47.1%	-8
	Entrustment	ET	6	▼	-33.3%	-3
	Emancipation	EP	5	▲	+25.0%	+1
	Mental Commitment	MC	5	▼	-54.5%	-6
	Temporary Detention Order	TD	2	▼	-60.0%	-3
	Juvenile Support	JS	1	▲	-	+1
	Violation Family Abuse Protective Order	PS	1	↔	-	-
	Qualified Residential Treatment	QR	0	▼	-100.0%	-1

* Compared to same time period as previous year ** Case Type Categories are defined in the 2017 Virginia Judicial Workload Assessment

The data reported reflect the case management system. The case types reported may not necessitate judicial involvement.

		Summary	Change	% Change	Absolute Change	
Juvenile	Violation of Protective Order	PV	0	▼	-100.0%	-1
	Total		10,943	▼	-9.3%	-1,118
GRAND TOTAL			21,930	▼	-7.5%	-1,771

Filings by Major Case Category**

Category	Summary	Change	% Change	Absolute Change
Adult Criminal	4,777	▼	+2.1%	+98
Child Dependency	675	▼	+4.0%	+26
Child in Need of Services/Supervision	100	▲	+92.3%	+48
Custody and Visitation	5,836	▲	-7.7%	-484
Delinquency	1,206	▼	-7.2%	-93
Juvenile Miscellaneous	91	▲	+7.1%	+6
New to Workload Study	45	▲	+36.4%	+12
Other	4,753	▲	-19.0%	-1,116
Protective Orders	1,317	▲	-2.7%	-36
Support	2,696	▲	-6.5%	-187
Traffic	434	▼	-9.4%	-45
GRAND TOTAL	21,930	▼	-7.5%	-1,771

* Compared to same time period as previous year

** Case Type Categories are defined in the 2017 Virginia Judicial Workload Assessment

The data reported reflect the case management system. The case types reported may not necessitate judicial involvement.

2024 Overall GRAND TOTAL		Distribution of Caseload			Change*		Percentage (%) of Caseload		
7,740 -39 -0.5% 	Adult	4,762	62%	0.0% ▲	+1	Adult	2023	2024	
	Juvenile	2,978	38%	-1.3% ▼	-40	Juvenile	61.2%	61.5%	
GRAND TOTAL		7,740	100%	-0.5% ▼	-39	GRAND TOTAL	100%	100%	

Filings by Division & Code

Division	Case Type Description	Code	Summary	Change	% Change	Absolute Change
Adult	Show Cause	SC	1,058	▲	+28.7%	+236
	Misdemeanor	CM	1,045	▼	-4.8%	-53
	Other	OT	876	▲	-3.4%	-31
	Civil Support	VS	811	▼	-4.6%	-39
	Family Abuse - Protective Order	FP	308	▲	+22.7%	+57
	Capias	CA	275	▲	+7.0%	+18
	Felony	CF	204	▼	-44.3%	-162
	Non-Family Abuse Protective Order	AP	69	▼	-18.8%	-16
	Remand Support	RS	59	▼	-9.2%	-6
	Motion - Protective Order	MP	44	▼	-12.0%	-6
	Restricted License for Non-Support	SL	6	▲	+50.0%	+2
	Violation of Protective Order	PV	5	▲	+25.0%	+1
	Bond Forfeiture	BF	1	▲	-	+1
	Return of Desposit (Bondsman)	RD	1	▲	-	+1
	Protective Order	PC	0	▼	-100.0%	-2
Total			4,762	▲	0.0%	+1
Juvenile	Custody Visitation	CV	2,140	▼	-3.3%	-72
	Misdemeanor	DM	233	▲	+20.1%	+39
	Paternity	PT	100	▲	+14.9%	+13
	Felony	DF	90	▼	-37.1%	-53
	Remand Custody	RC	81	▼	-11.0%	-10
	Remand Visitation	RV	81	▼	-11.0%	-10
	Non-Family Abuse Protective Order	AP	42	▲	+7.7%	+3
	Status	ST	41	▲	+17.1%	+6
	Traffic	T	29	▼	-9.4%	-3
	Terminate Parental Rights	TP	22	▲	+1,000.0%	+20
	Permanency Planning	PH	19	▲	+18.8%	+3
	Show Cause	SC	18	▲	+100.0%	+9
	Family Abuse - Protective Order	FP	15	▲	+275.0%	+11
	Emergency Custody Order	EC	13	▲	+18.2%	+2
	Abuse and Neglect	AN	10	▲	+400.0%	+8
	Foster Care Review	FC	10	↔	-	-
	Child In Need of Services	CS	9	▲	+80.0%	+4
	Initial Foster Care	IF	7	▲	+16.7%	+1
	Mental Commitment	MC	4	▼	-33.3%	-2
	Temporary Detention Order	TD	4	▼	-33.3%	-2
	Civil Violation	CI	2	↔	-	-
	Motion - Protective Order	MP	2	↔	-	-
	Other	OT	2	▼	-60.0%	-3
	Voluntary Continuing Services and Support Agree	VA	2	▼	-50.0%	-2
	Relief of Custody	CR	1	▼	-50.0%	-1
	Truancy	TR	1	↔	-	-
	Juvenile Support	JS	0	▼	-100.0%	-1
	Total			2,978	▼	-1.3%
GRAND TOTAL			7,740	▼	-0.5%	-39

* Compared to same time period as previous year

** Case Type Categories are defined in the 2017 Virginia Judicial Workload Assessment

The data reported reflect the case management system. The case types reported may not necessitate judicial involvement.

Filings by Major Case Category**

Category	Summary	Change	% Change	Absolute Change
Adult Criminal	2,228	▲	-4.0%	-92
Child Dependency	71	▲	+69.0%	+29
Child in Need of Services/Supervision	10	▼	+42.9%	+3
Custody and Visitation	2,240	▲	-2.6%	-59
Delinquency	341	▲	-1.2%	-4
Juvenile Miscellaneous	41	▲	+17.1%	+6
New to Workload Study	2	↔		0
Other	1,121	▲	-5.2%	-61
Protective Orders	480	▲	+11.4%	+49
Support	1,177	▲	+8.6%	+93
Traffic	29	▼	-9.4%	-3
GRAND TOTAL	7,740	▼	-0.5%	-39

* Compared to same time period as previous year

** Case Type Categories are defined in the 2017 Virginia Judicial Workload Assessment

The data reported reflect the case management system. The case types reported may not necessitate judicial involvement.

2024 Overall GRAND TOTAL		Distribution of Caseload			Change*		Percentage (%) of Caseload		
14,724 +1,398 10.5% 	Adult	8,556	58%	11.0% ▲	+846	Adult	2023	2024	
	Juvenile	6,168	42%	9.8% ▲	+552	Juvenile	57.9%	58.1%	
GRAND TOTAL		14,724	100%	10.5% ▲	+1,398	GRAND TOTAL	100%	100%	

Filings by Division & Code

Division	Case Type Description	Code	Summary	Change	% Change	Absolute Change
Adult	Misdemeanor	CM	2,221	▲	+13.0%	+256
	Other	OT	1,903	▲	+15.0%	+248
	Civil Support	VS	1,535	▲	+5.6%	+82
	Show Cause	SC	1,182	▲	+21.4%	+208
	Family Abuse - Protective Order	FP	611	▲	+11.9%	+65
	Capias	CA	489	▲	+6.8%	+31
	Felony	CF	431	▼	-8.1%	-38
	Remand Support	RS	64	▼	-1.5%	-1
	Non-Family Abuse Protective Order	AP	48	▲	+11.6%	+5
	Motion - Protective Order	MP	37	▼	-22.9%	-11
	Protective Order	PC	18	▲	+100.0%	+9
	Violation of Protective Order	PV	16	▼	-27.3%	-6
	Violation Family Abuse Protective Order	PS	1	▲	-	+1
	Bond Forfeiture	BF	0	▼	-100.0%	-2
	Criminal Support	CS	0	▼	-100.0%	-1
Total			8,556	▲	11.0%	+846
Juvenile	Custody Visitation	CV	3,502	▲	+6.3%	+208
	Misdemeanor	DM	526	▲	+26.1%	+109
	Abuse and Neglect	AN	296	▲	+55.8%	+106
	Felony	DF	212	▼	-37.5%	-127
	Permanency Planning	PH	177	▲	+9.3%	+15
	Mental Commitment	MC	147	▲	+18.5%	+23
	Foster Care Review	FC	137	▲	+16.1%	+19
	Status	ST	131	▲	-8.4%	-12
	Non-Family Abuse Protective Order	AP	128	▲	+77.8%	+56
	Paternity	PT	125	▲	+10.6%	+12
	Initial Foster Care	IF	97	▲	+6.6%	+6
	Remand Visitation	RV	88	▼	-8.3%	-8
	Other	OT	86	▲	+68.6%	+35
	Remand Custody	RC	86	▼	-12.2%	-12
	Terminate Parental Rights	TP	75	▲	+50.0%	+25
	Traffic	T	75	▼	-1.3%	-1
	Show Cause	SC	71	▲	+82.1%	+32
	Motion - Protective Order	MP	40	▲	+33.3%	+10
	Child In Need of Services	CS	38	▲	+81.0%	+17
	Emergency Custody Order	EC	35	▲	+66.7%	+14
	Relief of Custody	CR	34	▲	+21.4%	+6
	Temporary Detention Order	TD	21	▼	-12.5%	-3
	Special Immigrant Juvenile Status	SI	12	▲	-	+12
	Family Abuse - Protective Order	FP	11	▲	+57.1%	+4
	Voluntary Continuing Services and Support Agree	VA	9	↔	-	-
	Emancipation	EP	3	↔	-	-
	Truancy	TR	3	▲	-	+3
	Capias	CA	2	▲	-	+2
	Juvenile Support	JS	1	▲	-	+1
	Total			6,168	▲	9.8%
GRAND TOTAL			14,724	▲	10.5%	+1,398

* Compared to same time period as previous year

** Case Type Categories are defined in the 2017 Virginia Judicial Workload Assessment

The data reported reflect the case management system. The case types reported may not necessitate judicial involvement.

Filings by Major Case Category**

Category	Summary	Change	% Change	Absolute Change
Adult Criminal	3,905	▲	+10.2%	+360
Child Dependency	825	▲	+27.3%	+177
Child in Need of Services/Supervision	85	▲	+136.1%	+49
Custody and Visitation	3,627	▲	+6.5%	+220
Delinquency	767	▲	-1.7%	-13
Juvenile Miscellaneous	134	▲	-8.2%	-12
New to Workload Study	12	▲	-	+12
Other	2,430	▲	+13.9%	+296
Protective Orders	875	▲	+17.3%	+129
Support	1,989	▲	+10.0%	+181
Traffic	75	▼	-1.3%	-1
GRAND TOTAL	14,724	▲	10.5%	+1,398

* Compared to same time period as previous year

** Case Type Categories are defined in the 2017 Virginia Judicial Workload Assessment

The data reported reflect the case management system. The case types reported may not necessitate judicial involvement.

2024 Overall GRAND TOTAL		Distribution of Caseload		Change*		Percentage (%) of Caseload		
895	+46 5.4%	Adult	487 54%	7.3% ▲	+33	Adult	53.5%	54.4%
2024		Juvenile	408 46%	3.3% ▲	+13	Juvenile	46.5%	45.6%
2023		GRAND TOTAL	895 100%	5.4% ▲	+46	GRAND TOTAL	100%	100%

Filings by Division & Code

Division	Case Type Description	Code	Summary	Change	% Change	Absolute Change	
Adult	Misdemeanor	CM	154	▲	+19.4%	+25	
	Other	OT	100	▼	+12.4%	+11	
	Show Cause	SC	63	▲	-10.0%	-7	
	Civil Support	VS	59	▼	-25.3%	-20	
	Felony	CF	50	▲	+47.1%	+16	
	Capias	CA	34	▲	+61.9%	+13	
	Family Abuse - Protective Order	FP	19	▼	-9.5%	-2	
	Remand Support	RS	4	▲	+100.0%	+2	
	Violation of Protective Order	PV	2	▲	-	+2	
	Motion - Protective Order	MP	1	▼	-80.0%	-4	
	Non-Family Abuse Protective Order	AP	1	▼	-50.0%	-1	
	Violation Family Abuse Protective Order	PS	0	▼	-100.0%	-2	
	Total		487	▲	7.3%	+33	
Juvenile	Custody Visitation	CV	170	▼	-23.1%	-51	
	Misdemeanor	DM	78	▲	+47.2%	+25	
	Status	ST	26	▲	+1,200.0%	+24	
	Truancy	TR	20	▲	+400.0%	+16	
	Felony	DF	19	▲	+26.7%	+4	
	Permanency Planning	PH	17	▲	+30.8%	+4	
	Foster Care Review	FC	13	▲	+18.2%	+2	
	Abuse and Neglect	AN	12	▼	-47.8%	-11	
	Terminate Parental Rights	TP	8	▲	+300.0%	+6	
	Civil Violation	CI	7	▲	+600.0%	+6	
	Traffic	T	6	▼	-60.0%	-9	
	Paternity	PT	5	▲	+25.0%	+1	
	Remand Custody	RC	5	▼	-16.7%	-1	
	Remand Visitation	RV	5	↔	-	-	
	Non-Family Abuse Protective Order	AP	4	▲	+300.0%	+3	
	Show Cause	SC	3	▲	+50.0%	+1	
	Child In Need of Services	CS	2	▲	-	+2	
	Emergency Custody Order	EC	2	↔	-	-	
	Temporary Detention Order	TD	2	▼	-60.0%	-3	
	Initial Foster Care	IF	1	▼	-85.7%	-6	
	Other	OT	1	▲	-	+1	
	Relief of Custody	CR	1	▲	-	+1	
	Voluntary Continuing Services and Support Agree	VA	1	↔	-	-	
	Family Abuse - Protective Order	FP	0	▼	-100.0%	-1	
	Qualified Residential Treatment	QR	0	▼	-100.0%	-1	
		Total		408	▲	3.3%	+13
		GRAND TOTAL		895	▲	5.4%	+46

Filings by Major Case Category**

Category	Summary	Change	% Change	Absolute Change
Adult Criminal	287	▲	+16.7%	+41
Child Dependency	53	▲	-8.6%	-5
Child in Need of Services/Supervision	25	▲	+525.0%	+21
Custody and Visitation	175	▲	-22.2%	-50

* Compared to same time period as previous year ** Case Type Categories are defined in the 2017 Virginia Judicial Workload Assessment

The data reported reflect the case management system. The case types reported may not necessitate judicial involvement.

Delinquency	97	▼	+38.6%	+27
Juvenile Miscellaneous	26	▲	+1,200.0%	+24
New to Workload Study	7	▲	+600.0%	+6
Other	119	▲	+9.2%	+10
Protective Orders	25	▲	-16.7%	-5
Support	75	▲	-15.7%	-14
Traffic	6	▼	-60.0%	-9
GRAND TOTAL	895	▲	5.4%	+46

* Compared to same time period as previous year

** Case Type Categories are defined in the 2017 Virginia Judicial Workload Assessment

The data reported reflect the case management system. The case types reported may not necessitate judicial involvement.

2024 Overall GRAND TOTAL		Distribution of Caseload		Change*		Percentage (%) of Caseload			
1,565 +55 3.6% 	2024 2023	Adult	865	55%	10.9% ▲	+85	Adult	2023: 51.7%	2024: 55.3%
		Juvenile	700	45%	-4.1% ▼	-30	Juvenile	48.3%	44.7%
GRAND TOTAL		1,565	100%	3.6% ▲	+55	GRAND TOTAL	100%	100%	

Filings by Division & Code

Division	Case Type Description	Code	Summary	Change	% Change	Absolute Change
Adult	Show Cause	SC	176	▲	+21.4%	+31
	Misdemeanor	CM	170	▼	-11.0%	-21
	Civil Support	VS	156	↔		-
	Other	OT	116	▲	+23.4%	+22
	Family Abuse - Protective Order	FP	77	▲	+32.8%	+19
	Felony	CF	68	▲	+17.2%	+10
	Capias	CA	49	▲	-3.9%	-2
	Remand Support	RS	28	▲	+100.0%	+14
	Motion - Protective Order	MP	15	▲	+50.0%	+5
	Non-Family Abuse Protective Order	AP	8	▲	+300.0%	+6
	Violation Family Abuse Protective Order	PS	2	▲	-	+2
	Protective Order	PC	0	▼	-100.0%	-1
Total			865	▲	10.9%	+85
Juvenile	Custody Visitation	CV	445	▼	-9.0%	-44
	Misdemeanor	DM	40	▼	-13.0%	-6
	Traffic	T	38	▼	-11.6%	-5
	Remand Custody	RC	37	▲	+23.3%	+7
	Remand Visitation	RV	36	▲	+20.0%	+6
	Paternity	PT	16	▲	+60.0%	+6
	Truancy	TR	15	▲	+7.1%	+1
	Felony	DF	13	▲	+44.4%	+4
	Foster Care Review	FC	8	▲	+100.0%	+4
	Temporary Detention Order	TD	7	▼	-30.0%	-3
	Permanency Planning	PH	6	▼	-57.1%	-8
	Status	ST	6	▼	-40.0%	-4
	Terminate Parental Rights	TP	6	▲	+200.0%	+4
	Abuse and Neglect	AN	5	▼	-44.4%	-4
	Initial Foster Care	IF	5	▲	+150.0%	+3
	Show Cause	SC	5	▲	+150.0%	+3
	Voluntary Continuing Services and Support Agreem	VA	4	▲	-	+4
	Emergency Custody Order	EC	3	▲	-	+3
	Non-Family Abuse Protective Order	AP	2	↔		-
	Child In Need of Services	CS	1	↔		-
	Family Abuse - Protective Order	FP	1	▲	-	+1
	Relief of Custody	CR	1	▼	-50.0%	-1
	Capias	CA	0	▼	-100.0%	-1
Total			700	▼	-4.1%	-30
GRAND TOTAL			1,565	▲	3.6%	+55

Filings by Major Case Category**

Category	Summary	Change	% Change	Absolute Change
Adult Criminal	409	▲	+2.0%	+8
Child Dependency	35	▲	+6.1%	+2
Child in Need of Services/Supervision	17	▲	+13.3%	+2
Custody and Visitation	461	▲	-7.6%	-38
Delinquency	57	▲	-1.7%	-1
Juvenile Miscellaneous	6	▼	-40.0%	-4

* Compared to same time period as previous year ** Case Type Categories are defined in the 2017 Virginia Judicial Workload Assessment

The data reported reflect the case management system. The case types reported may not necessitate judicial involvement.

Other	227	▲	+27.5%	+49
Protective Orders	103	▲	+43.1%	+31
Support	212	▲	+5.5%	+11
Traffic	38	▼	-11.6%	-5
GRAND TOTAL	1,565	▲	3.6%	+55

* Compared to same time period as previous year

** Case Type Categories are defined in the 2017 Virginia Judicial Workload Assessment

The data reported reflect the case management system. The case types reported may not necessitate judicial involvement.

2024 Overall GRAND TOTAL		Distribution of Caseload		Change*		Percentage (%) of Caseload		
819	+7 0.9%	Adult	453 55%	3.4% ▲	+15	Adult	53.9%	55.3%
2024		Juvenile	366 45%	-2.1% ▼	-8	Juvenile	46.1%	44.7%
2023		GRAND TOTAL	819 100%	0.9% ▲	+7	GRAND TOTAL	100%	100%

Filings by Division & Code

Division	Case Type Description	Code	Summary	Change	% Change	Absolute Change
Adult	Show Cause	SC	99	▲	+32.0%	+24
	Misdemeanor	CM	94	↔		-
	Other	OT	74	▼	-3.9%	-3
	Civil Support	VS	73	▼	-6.4%	-5
	Felony	CF	36	▲	+9.1%	+3
	Family Abuse - Protective Order	FP	29	▼	-9.4%	-3
	Capias	CA	17	▲	-32.0%	-8
	Remand Support	RS	17	▲	+54.5%	+6
	Motion - Protective Order	MP	7	▲	+600.0%	+6
	Violation of Protective Order	PV	4	▼	-33.3%	-2
	Non-Family Abuse Protective Order	AP	3	▲	+50.0%	+1
	Violation Family Abuse Protective Order	PS	0	▼	-100.0%	-4
		Total		453	▲	3.4%
Juvenile	Custody Visitation	CV	197	▼	-13.6%	-31
	Remand Custody	RC	34	▲	+161.5%	+21
	Remand Visitation	RV	34	▲	+161.5%	+21
	Misdemeanor	DM	33	▼	-8.3%	-3
	Traffic	T	24	▼	-33.3%	-12
	Temporary Detention Order	TD	7	▲	+16.7%	+1
	Non-Family Abuse Protective Order	AP	6	▲	+50.0%	+2
	Emergency Custody Order	EC	5	▲	+66.7%	+2
	Other	OT	5	▲	+66.7%	+2
	Paternity	PT	4	▼	-33.3%	-2
	Family Abuse - Protective Order	FP	3	▲	-	+3
	Foster Care Review	FC	3	▲	-	+3
	Permanency Planning	PH	2	▲	-	+2
	Abuse and Neglect	AN	1	▼	-88.9%	-8
	Child In Need of Services	CS	1	↔		-
	Felony	DF	1	▼	-90.9%	-10
	Initial Foster Care	IF	1	↔		-
	Motion - Protective Order	MP	1	▼	-50.0%	-1
	Restoration of Parental Rights	RR	1	▲	-	+1
	Show Cause	SC	1	▲	-	+1
	Status	ST	1	▲	-	+1
	Truancy	TR	1	▲	-	+1
	Civil Violation	CI	0	▼	-100.0%	-1
	Relief of Custody	CR	0	▼	-100.0%	-1
		Total		366	▼	-2.1%
GRAND TOTAL			819	▲	0.9%	+7

Filings by Major Case Category**

Category	Summary	Change	% Change	Absolute Change
Adult Criminal	230	▼	+0.9%	+2
Child Dependency	7	▲	-36.4%	-4
Child in Need of Services/Supervision	2	▲	+100.0%	+1
Custody and Visitation	201	▼	-14.1%	-33
Delinquency	35	▲	-25.5%	-12

* Compared to same time period as previous year ** Case Type Categories are defined in the 2017 Virginia Judicial Workload Assessment




The data reported reflect the case management system. The case types reported may not necessitate judicial involvement.

Juvenile Miscellaneous	1	▲	-	+1
New to Workload Study	0	▼	-100.0%	-1
Other	177	▲	+40.5%	+51
Protective Orders	49	▲	+19.5%	+8
Support	93	▲	+6.9%	+6
Traffic	24	▼	-33.3%	-12
GRAND TOTAL	819	▲	0.9%	+7

* Compared to same time period as previous year

** Case Type Categories are defined in the 2017 Virginia Judicial Workload Assessment

The data reported reflect the case management system. The case types reported may not necessitate judicial involvement.

2024 Overall GRAND TOTAL		Distribution of Caseload			Change*		Percentage (%) of Caseload		
4,926	-1,227 -19.9%	Adult	2,801	57%	-14.1% ▼	-460	Adult	2023 53.0%	2024 56.9%
2024 		Juvenile	2,125	43%	-26.5% ▼	-767	Juvenile	47.0%	43.1%
2023 		GRAND TOTAL	4,926	100%	-19.9% ▼	-1,227	GRAND TOTAL	100%	100%

Filings by Division & Code

Division	Case Type Description	Code	Summary	Change	% Change	Absolute Change	
Adult	Show Cause	SC	645	▲	+11.6%	+67	
	Civil Support	VS	632	▲	+5.9%	+35	
	Misdemeanor	CM	498	▼	-14.7%	-86	
	Other	OT	429	▼	-39.9%	-285	
	Family Abuse - Protective Order	FP	225	▲	+0.9%	+2	
	Felony	CF	144	▼	-5.9%	-9	
	Capias	CA	110	▼	-19.1%	-26	
	Remand Support	RS	83	▼	-64.4%	-150	
	Motion - Protective Order	MP	21	▲	+10.5%	+2	
	Non-Family Abuse Protective Order	AP	6	▼	-73.9%	-17	
	Restricted License for Non-Support	SL	4	▲	+300.0%	+3	
	Violation of Protective Order	PV	4	▲	-	+4	
		Total		2,801	▼	-14.1%	-460
Juvenile	Custody Visitation	CV	1,287	▼	-6.9%	-96	
	Misdemeanor	DM	190	▼	-22.8%	-56	
	Remand Visitation	RV	126	▼	-55.0%	-154	
	Remand Custody	RC	123	▼	-57.0%	-163	
	Status	ST	67	▼	-5.6%	-4	
	Felony	DF	50	▼	-67.7%	-105	
	Traffic	T	38	▼	-15.6%	-7	
	Non-Family Abuse Protective Order	AP	34	▲	+21.4%	+6	
	Emergency Custody Order	EC	33	▼	-71.8%	-84	
	Paternity	PT	31	↔	-	-	
	Temporary Detention Order	TD	26	▼	-79.2%	-99	
	Foster Care Review	FC	25	▲	+177.8%	+16	
	Permanency Planning	PH	20	▲	+5.3%	+1	
	Initial Foster Care	IF	18	▲	+350.0%	+14	
	Abuse and Neglect	AN	11	▲	+37.5%	+3	
	Other	OT	11	▼	-68.6%	-24	
	Terminate Parental Rights	TP	8	▼	-50.0%	-8	
	Show Cause	SC	6	▲	+500.0%	+5	
	Capias	CA	5	▼	-16.7%	-1	
	Mental Commitment	MC	4	▼	-55.6%	-5	
	Relief of Custody	CR	4	↔	-	-	
	Family Abuse - Protective Order	FP	3	↔	-	-	
	Child In Need of Services	CS	2	▲	-	+2	
	Voluntary Continuing Services and Support Agree	VA	2	▼	-71.4%	-5	
	Civil Violation	CI	1	▲	-	+1	
	Child at Risk	RI	0	▼	-100.0%	-4	
		Total		2,125	▼	-26.5%	-767
		GRAND TOTAL		4,926	▼	-19.9%	-1,227

Filings by Major Case Category**

Category	Summary	Change	% Change	Absolute Change
Adult Criminal	1,179	▲	-7.7%	-98
Child Dependency	88	▲	+23.9%	+17
Child in Need of Services/Supervision	4	▲	-	+4

* Compared to same time period as previous year

** Case Type Categories are defined in the 2017 Virginia Judicial Workload Assessment

The data reported reflect the case management system. The case types reported may not necessitate judicial involvement.

CPSS - JCMS CASELOAD STATISTICS OF THE JUVENILE & DOMESTIC RELATIONS DISTRICT COURTS
 January 2024 thru October 2024 Filings (Compared to January 2023 thru October 2023)

Custody and Visitation	1,318	▼	-6.8%	-96
Delinquency	249	▲	-39.0%	-159
Juvenile Miscellaneous	67	▼	-5.6%	-4
New to Workload Study	1	▲	-	+1
Other	835	▼	-53.6%	-964
Protective Orders	289	▼	-2.4%	-7
Support	858	▲	+11.1%	+86
Traffic	38	▼	-15.6%	-7
GRAND TOTAL	4,926	▼	-19.9%	-1,227

* Compared to same time period as previous year

** Case Type Categories are defined in the 2017 Virginia Judicial Workload Assessment

The data reported reflect the case management system. The case types reported may not necessitate judicial involvement.

2024 Overall GRAND TOTAL		Distribution of Caseload			Change*		Percentage (%) of Caseload		
751 +30 4.2% 		Adult	366	49%	4.9% ▲	+17	Adult	2023 48.4%	2024 48.7%
		Juvenile	385	51%	3.5% ▲	+13	Juvenile	51.6%	51.3%
		GRAND TOTAL	751	100%	4.2% ▲	+30	GRAND TOTAL	100%	100%

Filings by Division & Code

Division	Case Type Description	Code	Summary	Change	% Change	Absolute Change
Adult	Civil Support	VS	76	▲	+8.6%	+6
	Other	OT	74	▲	+17.5%	+11
	Show Cause	SC	64	▲	+6.7%	+4
	Misdemeanor	CM	62	▼	-4.6%	-3
	Family Abuse - Protective Order	FP	28	▼	-31.7%	-13
	Capias	CA	26	▲	+13.0%	+3
	Felony	CF	25	▲	+25.0%	+5
	Non-Family Abuse Protective Order	AP	5	▲	-	+5
	Motion - Protective Order	MP	2	▼	-33.3%	-1
	Emergency Substantial Risk Order	SR	1	▲	-	+1
	Remand Support	RS	1	▼	-75.0%	-3
	Restricted License for Non-Support	SL	1	▲	-	+1
	Violation of Protective Order	PV	1	▲	-	+1
	Total		366	▲	4.9%	+17
Juvenile	Custody Visitation	CV	186	▲	+7.5%	+13
	Traffic	T	51	▲	+2.0%	+1
	Misdemeanor	DM	46	▼	-47.7%	-42
	Abuse and Neglect	AN	33	▲	+135.7%	+19
	Felony	DF	24	▲	+200.0%	+16
	Non-Family Abuse Protective Order	AP	12	▲	+300.0%	+9
	Foster Care Review	FC	6	▲	+200.0%	+4
	Show Cause	SC	6	▼	-33.3%	-3
	Paternity	PT	5	▲	+25.0%	+1
	Permanency Planning	PH	4	↔	-	-
	Emergency Custody Order	EC	2	▲	-	+2
	Initial Foster Care	IF	2	↔	-	-
	Remand Custody	RC	2	▼	-50.0%	-2
	Remand Visitation	RV	2	↔	-	-
	Terminate Parental Rights	TP	2	↔	-	-
	Civil Violation	CI	1	▼	-66.7%	-2
	Truancy	TR	1	▲	-	+1
	Capias	CA	0	▼	-100.0%	-1
	Child at Risk	RI	0	▼	-100.0%	-1
	Other	OT	0	▼	-100.0%	-1
Relief of Custody	CR	0	▼	-100.0%	-1	
	Total		385	▲	3.5%	+13
	GRAND TOTAL		751	▲	4.2%	+30

Filings by Major Case Category**

Category	Summary	Change	% Change	Absolute Change
Adult Criminal	137	▲	-2.8%	-4
Child Dependency	47	▲	+80.8%	+21
Child in Need of Services/Supervision	1	▲	-	0
Custody and Visitation	191	▲	+7.9%	+14
Delinquency	76	▲	-27.6%	-29
New to Workload Study	2	▲	-33.3%	-1
Other	81	▲	+9.5%	+7

* Compared to same time period as previous year ** Case Type Categories are defined in the 2017 Virginia Judicial Workload Assessment

The data reported reflect the case management system. The case types reported may not necessitate judicial involvement.

Protective Orders	47	▲		0
Support	118	▲	+21.6%	+21
Traffic	51	▲	+2.0%	+1
GRAND TOTAL	751	▲	4.2%	+30

* Compared to same time period as previous year

** Case Type Categories are defined in the 2017 Virginia Judicial Workload Assessment

The data reported reflect the case management system. The case types reported may not necessitate judicial involvement.

2024 Overall GRAND TOTAL		Distribution of Caseload			Change*		Percentage (%) of Caseload		
548 -0.7% 	-4	Adult	310	57%	9.9% ▲	+28	Adult	51.1%	56.6%
	-0.7%	Juvenile	238	43%	-11.9% ▼	-32	Juvenile	48.9%	43.4%
GRAND TOTAL		548	100%		-0.7% ▼	-4	GRAND TOTAL	100%	100%

Filings by Division & Code

Division	Case Type Description	Code	Summary	Change	% Change	Absolute Change
Adult	Misdemeanor	CM	84	▲	+21.7%	+15
	Show Cause	SC	59	▲	+28.3%	+13
	Other	OT	49	▼	-	-
	Civil Support	VS	39	▼	-25.0%	-13
	Felony	CF	27	▲	+12.5%	+3
	Capias	CA	24	▲	+14.3%	+3
	Family Abuse - Protective Order	FP	20	▲	+25.0%	+4
	Non-Family Abuse Protective Order	AP	6	▲	+200.0%	+4
	Motion - Protective Order	MP	2	▲	-	+2
	Restricted License for Non-Support	SL	0	▼	-100.0%	-2
	Violation Family Abuse Protective Order	PS	0	▼	-100.0%	-1
Total			310	▲	9.9%	+28
Juvenile	Custody Visitation	CV	91	▼	-34.1%	-47
	Misdemeanor	DM	48	▼	-11.1%	-6
	Status	ST	13	▲	-	+13
	Terminate Parental Rights	TP	12	▲	-	+12
	Traffic	T	12	▼	-42.9%	-9
	Felony	DF	11	▼	-26.7%	-4
	Foster Care Review	FC	10	▲	+100.0%	+5
	Paternity	PT	9	▲	+80.0%	+4
	Abuse and Neglect	AN	8	▲	+60.0%	+3
	Permanency Planning	PH	6	▼	-33.3%	-3
	Child In Need of Services	CS	4	▲	-	+4
	Initial Foster Care	IF	4	▼	-55.6%	-5
	Capias	CA	3	▲	+200.0%	+2
	Voluntary Continuing Services and Support Agree	VA	3	▲	+50.0%	+1
	Civil Violation	CI	1	▲	-	+1
	Mental Commitment	MC	1	▲	-	+1
	Remand Custody	RC	1	▲	-	+1
	Temporary Detention Order	TD	1	↔	-	-
	Show Cause	SC	0	▼	-100.0%	-3
	Truancy	TR	0	▼	-100.0%	-2
Total			238	▼	-11.9%	-32
GRAND TOTAL			548	▼	-0.7%	-4

Filings by Major Case Category**

Category	Summary	Change	% Change	Absolute Change
Adult Criminal	161	▲	+20.1%	+27
Child Dependency	43	▲	+43.3%	+13
Child in Need of Services/Supervision	4	▲	+100.0%	+2
Custody and Visitation	100	▲	-30.1%	-43
Delinquency	62	▲	-15.1%	-11
Juvenile Miscellaneous	13	▲	-	+13
New to Workload Study	1	▲	-	+1
Other	52	▲	+4.0%	+2
Protective Orders	28	▲	+55.6%	+10

* Compared to same time period as previous year

** Case Type Categories are defined in the 2017 Virginia Judicial Workload Assessment

The data reported reflect the case management system. The case types reported may not necessitate judicial involvement.

CPSS - JCMS CASELOAD STATISTICS OF THE JUVENILE & DOMESTIC RELATIONS DISTRICT COURTS
 January 2024 thru October 2024 Filings (Compared to January 2023 thru October 2023)

Support	72	▼	-11.1%	-9
Traffic	12	▼	-42.9%	-9
GRAND TOTAL	548	▼	-0.7%	-4

* Compared to same time period as previous year

** Case Type Categories are defined in the 2017 Virginia Judicial Workload Assessment

The data reported reflect the case management system. The case types reported may not necessitate judicial involvement.

2024 Overall GRAND TOTAL		Distribution of Caseload		Change*		Percentage (%) of Caseload			
453 	+14 3.2%	Adult	243	54%	35.0% ▲	+63	Adult	41.0%	53.6%
		Juvenile	210	46%	-18.9% ▼	-49	Juvenile	59.0%	46.4%
		GRAND TOTAL	453	100%	3.2% ▲	+14	GRAND TOTAL	100%	100%

Filings by Division & Code

Division	Case Type Description	Code	Summary	Change	% Change	Absolute Change
Adult	Other	OT	57	▲	+78.1%	+25
	Show Cause	SC	47	▲	+42.4%	+14
	Misdemeanor	CM	46	▲	+130.0%	+26
	Civil Support	VS	39	↔		-
	Felony	CF	22	▼	-15.4%	-4
	Family Abuse - Protective Order	FP	16	▲	+220.0%	+11
	Capias	CA	14	▼	-39.1%	-9
	Remand Support	RS	1	▲	-	+1
	Restricted License for Non-Support	SL	1	↔		-
	Non-Family Abuse Protective Order	AP	0	▼	-100.0%	-1
	Total		243	▲	35.0%	+63
Juvenile	Custody Visitation	CV	87	▼	-28.1%	-34
	Misdemeanor	DM	41	▲	+24.2%	+8
	Felony	DF	14	▼	-17.6%	-3
	Foster Care Review	FC	14	▼	-6.7%	-1
	Traffic	T	14	▼	-33.3%	-7
	Emergency Custody Order	EC	5	▼	-58.3%	-7
	Status	ST	5	▲	+150.0%	+3
	Abuse and Neglect	AN	4	▲	+33.3%	+1
	Permanency Planning	PH	4	▲	+33.3%	+1
	Child In Need of Services	CS	3	↔		-
	Non-Family Abuse Protective Order	AP	3	▲	-	+3
	Remand Visitation	RV	3	▲	-	+3
	Show Cause	SC	3	▲	-	+3
	Temporary Detention Order	TD	3	▼	-57.1%	-4
	Remand Custody	RC	2	▲	-	+2
	Initial Foster Care	IF	1	▼	-50.0%	-1
	Other	OT	1	▲	-	+1
	Paternity	PT	1	▼	-80.0%	-4
	Special Immigrant Juvenile Status	SI	1	▲	-	+1
	Truancy	TR	1	↔		-
	Civil Violation	CI	0	▼	-100.0%	-1
	Qualified Residential Treatment	QR	0	▼	-100.0%	-1
	Terminate Parental Rights	TP	0	▼	-100.0%	-12
	Total		210	▼	-18.9%	-49
	GRAND TOTAL		453	▲	3.2%	+14

Filings by Major Case Category**

Category	Summary	Change	% Change	Absolute Change
Adult Criminal	112	▲	+30.2%	+26
Child Dependency	23	▼	-36.1%	-13
Child in Need of Services/Supervision	4	↔		0
Custody and Visitation	88	▼	-30.2%	-38
Delinquency	58	▲	+16.0%	+8
Juvenile Miscellaneous	6	▲	+200.0%	+4
New to Workload Study	1	▲		0

* Compared to same time period as previous year

** Case Type Categories are defined in the 2017 Virginia Judicial Workload Assessment

The data reported reflect the case management system. The case types reported may not necessitate judicial involvement.

CPSS - JCMS CASELOAD STATISTICS OF THE JUVENILE & DOMESTIC RELATIONS DISTRICT COURTS
 January 2024 thru October 2024 Filings (Compared to January 2023 thru October 2023)

Greenville

District: 6 FIPS: 081

Other	71	▲	+39.2%	+20
Protective Orders	19	▲	+216.7%	+13
Support	57	▼	+1.8%	+1
Traffic	14	▼	-33.3%	-7
GRAND TOTAL	453	▲	3.2%	+14

* Compared to same time period as previous year

** Case Type Categories are defined in the 2017 Virginia Judicial Workload Assessment

The data reported reflect the case management system. The case types reported may not necessitate judicial involvement.

2024 Overall GRAND TOTAL		Distribution of Caseload		Change*		Percentage (%) of Caseload			
1,949	-281 -12.6%	Adult	1,045	54%	-5.5% ▼	-61	Adult	49.6%	53.6%
2024		Juvenile	904	46%	-19.6% ▼	-220	Juvenile	50.4%	46.4%
2023		GRAND TOTAL	1,949	100%	-12.6% ▼	-281	GRAND TOTAL	100%	100%

Filings by Division & Code

Division	Case Type Description	Code	Summary	Change	% Change	Absolute Change
Adult	Misdemeanor	CM	263	▲	+4.4%	+11
	Civil Support	VS	213	▲	+9.8%	+19
	Show Cause	SC	160	▼	-28.6%	-64
	Other	OT	122	▼	-9.0%	-12
	Family Abuse - Protective Order	FP	110	▼	-8.3%	-10
	Felony	CF	75	▲	+5.6%	+4
	Capias	CA	72	▼	-16.3%	-14
	Motion - Protective Order	MP	16	▲	+77.8%	+7
	Violation of Protective Order	PV	8	▲	+700.0%	+7
	Non-Family Abuse Protective Order	AP	2	▼	-71.4%	-5
	Violation Family Abuse Protective Order	PS	2	▲	-	+2
	Bond Forfeiture	BF	1	▲	-	+1
	Restricted License for Non-Support	SL	1	↔	-	-
	Emergency Substantial Risk Order	SR	0	▼	-100.0%	-4
	Protective Order	PC	0	▼	-100.0%	-1
Remand Support	RS	0	▼	-100.0%	-2	
	Total		1,045	▼	-5.5%	-61
Juvenile	Custody Visitation	CV	481	▼	-27.7%	-184
	Misdemeanor	DM	111	▼	-6.7%	-8
	Traffic	T	53	▲	+3.9%	+2
	Foster Care Review	FC	50	▲	+61.3%	+19
	Felony	DF	49	▼	-7.5%	-4
	Abuse and Neglect	AN	22	▼	-37.1%	-13
	Permanency Planning	PH	18	↔	-	-
	Initial Foster Care	IF	15	▼	-11.8%	-2
	Show Cause	SC	14	▲	+40.0%	+4
	Truancy	TR	12	▲	+9.1%	+1
	Non-Family Abuse Protective Order	AP	11	▼	-26.7%	-4
	Terminate Parental Rights	TP	11	▼	-63.3%	-19
	Emergency Custody Order	EC	10	▼	-9.1%	-1
	Paternity	PT	10	▲	+25.0%	+2
	Status	ST	8	▼	-33.3%	-4
	Temporary Detention Order	TD	7	↔	-	-
	Mental Commitment	MC	6	▲	+100.0%	+3
	Capias	CA	3	▲	-	+3
	Relief of Custody	CR	3	↔	-	-
	Civil Violation	CI	2	▼	-60.0%	-3
	Remand Custody	RC	2	▼	-33.3%	-1
	Remand Visitation	RV	2	▼	-33.3%	-1
	Voluntary Continuing Services and Support Agreen	VA	2	↔	-	-
	Child In Need of Services	CS	1	↔	-	-
	Other	OT	1	▲	-	+1
	Family Abuse - Protective Order	FP	0	▼	-100.0%	-1
	Motion - Protective Order	MP	0	▼	-100.0%	-2
	Qualified Residential Treatment	QR	0	▼	-100.0%	-3
	Special Immigrant Juvenile Status	SI	0	▼	-100.0%	-5
		Total		904	▼	-19.6%
	GRAND TOTAL		1,949	▼	-12.6%	-281

* Compared to same time period as previous year

** Case Type Categories are defined in the 2017 Virginia Judicial Workload Assessment

The data reported reflect the case management system. The case types reported may not necessitate judicial involvement.

Filings by Major Case Category**

Category	Summary	Change	% Change	Absolute Change
Adult Criminal	517	▲	-5.1%	-28
Child Dependency	121	▼	-12.9%	-18
Child in Need of Services/Supervision	18	▲	+50.0%	+6
Custody and Visitation	491	▼	-27.0%	-182
Delinquency	172	▲	-5.5%	-10
Juvenile Miscellaneous	8	▼	-33.3%	-4
New to Workload Study	2	▼	-85.7%	-12
Other	150	▲	-8.0%	-13
Protective Orders	139	▼	-9.7%	-15
Support	278	▼	-2.5%	-7
Traffic	53	▲	+3.9%	+2
GRAND TOTAL	1,949	▼	-12.6%	-281

* Compared to same time period as previous year

** Case Type Categories are defined in the 2017 Virginia Judicial Workload Assessment

The data reported reflect the case management system. The case types reported may not necessitate judicial involvement.

2024 Overall GRAND TOTAL		Distribution of Caseload			Change*		Percentage (%) of Caseload		
1,754 +227 14.9% 		Adult	897	51%	16.3% ▲	+126	Adult	50.5%	51.1%
		Juvenile	857	49%	13.4% ▲	+101	Juvenile	49.5%	48.9%
		GRAND TOTAL	1,754	100%	14.9% ▲	+227	GRAND TOTAL	100%	100%

Filings by Division & Code

Division	Case Type Description	Code	Summary	Change	% Change	Absolute Change
Adult	Misdemeanor	CM	231	▲	+24.2%	+45
	Civil Support	VS	168	▼	-9.2%	-17
	Other	OT	147	▼	+45.5%	+46
	Family Abuse - Protective Order	FP	119	▲	+41.7%	+35
	Show Cause	SC	103	▲	+8.4%	+8
	Felony	CF	75	▲	+47.1%	+24
	Capias	CA	32	▼	-40.7%	-22
	Motion - Protective Order	MP	12	▲	+20.0%	+2
	Non-Family Abuse Protective Order	AP	7	▲	+133.3%	+4
	Remand Support	RS	3	▲	-	+3
	Protective Order	PC	0	▼	-100.0%	-2
		Total		897	▲	16.3%
Juvenile	Custody Visitation	CV	520	▲	+11.3%	+53
	Misdemeanor	DM	141	▲	+41.0%	+41
	Felony	DF	53	▼	-10.2%	-6
	Traffic	T	44	▼	-20.0%	-11
	Non-Family Abuse Protective Order	AP	17	▼	-22.7%	-5
	Show Cause	SC	16	▲	+166.7%	+10
	Civil Violation	CI	15	▲	+66.7%	+6
	Foster Care Review	FC	12	▲	+33.3%	+3
	Paternity	PT	8	▲	+300.0%	+6
	Abuse and Neglect	AN	6	▼	-25.0%	-2
	Family Abuse - Protective Order	FP	6	▲	+500.0%	+5
	Terminate Parental Rights	TP	6	▲	-	+6
	Capias	CA	3	↔	-	-
	Remand Custody	RC	3	▲	-	+3
	Special Immigrant Juvenile Status	SI	3	▲	-	+3
	Initial Foster Care	IF	2	▼	-71.4%	-5
	Permanency Planning	PH	1	▼	-66.7%	-2
	Remand Visitation	RV	1	▲	-	+1
	Entrustment	ET	0	▼	-100.0%	-2
	Status	ST	0	▼	-100.0%	-2
Truancy	TR	0	▼	-100.0%	-1	
	Total		857	▲	13.4%	+101
GRAND TOTAL			1,754	▲	14.9%	+227

Filings by Major Case Category**

Category	Summary	Change	% Change	Absolute Change
Adult Criminal	419	▼	+13.2%	+49
Child Dependency	27	▲	-6.9%	-2
Child in Need of Services/Supervision	0	▼	-100.0%	-1
Custody and Visitation	528	▲	+12.6%	+59
Delinquency	213	▲	+26.8%	+45
Juvenile Miscellaneous	0	▼	-100.0%	-2
New to Workload Study	18	▲	+100.0%	+9
Other	154	▲	+52.5%	+53

* Compared to same time period as previous year ** Case Type Categories are defined in the 2017 Virginia Judicial Workload Assessment

The data reported reflect the case management system. The case types reported may not necessitate judicial involvement.

Protective Orders	161	▲	+34.2%	+41
Support	190	▼	-6.4%	-13
Traffic	44	▼	-20.0%	-11
GRAND TOTAL	1,754	▲	14.9%	+227

* Compared to same time period as previous year

** Case Type Categories are defined in the 2017 Virginia Judicial Workload Assessment

The data reported reflect the case management system. The case types reported may not necessitate judicial involvement.

2024 Overall GRAND TOTAL		Distribution of Caseload		Change*		Percentage (%) of Caseload			
208 	+28	Adult	140	67%	27.3% ▲	+30	Adult	61.1%	67.3%
	15.6%	Juvenile	68	33%	-2.9% ▼	-2	Juvenile	38.9%	32.7%
GRAND TOTAL		208	100%	15.6% ▲	+28	GRAND TOTAL		100%	100%

Filings by Division & Code

Division	Case Type Description	Code	Summary	Change	% Change	Absolute Change
Adult	Civil Support	VS	36	▲	+80.0%	+16
	Misdemeanor	CM	32	▲	+18.5%	+5
	Show Cause	SC	25	▲	+78.6%	+11
	Other	OT	18	▼	-35.7%	-10
	Family Abuse - Protective Order	FP	16	▲	+100.0%	+8
	Felony	CF	9	▲	+350.0%	+7
	Capias	CA	3	▼	-66.7%	-6
	Motion - Protective Order	MP	1	↔		-
	Non-Family Abuse Protective Order	AP	0	▼	-100.0%	-1
	Total			140	▲	27.3%
Juvenile	Custody Visitation	CV	58	▲	+1.8%	+1
	Paternity	PT	3	▲	-	+3
	Child In Need of Services	CS	2	▲	-	+2
	Non-Family Abuse Protective Order	AP	2	▲	-	+2
	Traffic	T	2	▼	-77.8%	-7
	Foster Care Review	FC	1	↔		-
	Misdemeanor	DM	0	▼	-100.0%	-2
	Truancy	TR	0	▼	-100.0%	-1
Total			68	▼	-2.9%	-2
GRAND TOTAL			208	▲	15.6%	+28

Filings by Major Case Category**

Category	Summary	Change	% Change	Absolute Change
Adult Criminal	56	▲	+43.6%	+17
Child Dependency	1	↔		0
Child in Need of Services/Supervision	2	▲	+100.0%	+1
Custody and Visitation	61	▲	+7.0%	+4
Delinquency	0	▼	-100.0%	-2
Other	18	▼	-35.7%	-10
Protective Orders	19	▲	+90.0%	+9
Support	49	▲	+48.5%	+16
Traffic	2	▼	-77.8%	-7
GRAND TOTAL	208	▲	15.6%	+28

* Compared to same time period as previous year

** Case Type Categories are defined in the 2017 Virginia Judicial Workload Assessment

The data reported reflect the case management system. The case types reported may not necessitate judicial involvement.

2024 Overall GRAND TOTAL		Distribution of Caseload		Change*		Percentage (%) of Caseload		
540	-52 -8.8%	Adult	275 51%	3.8% ▲	+10	Adult	44.8%	50.9%
2024		Juvenile	265 49%	-19.0% ▼	-62	Juvenile	55.2%	49.1%
2023		GRAND TOTAL	540 100%	-8.8% ▼	-52	GRAND TOTAL	100%	100%

Filings by Division & Code

Division	Case Type Description	Code	Summary	Change	% Change	Absolute Change
Adult	Misdemeanor	CM	60	▼	-25.0%	-20
	Civil Support	VS	58	▲	+26.1%	+12
	Show Cause	SC	49	▼	+11.4%	+5
	Other	OT	41	▲	+355.6%	+32
	Family Abuse - Protective Order	FP	34	▲	+17.2%	+5
	Felony	CF	22	▼	-40.5%	-15
	Capias	CA	8	▼	-55.6%	-10
	Non-Family Abuse Protective Order	AP	2	▲	-	+2
	Motion - Protective Order	MP	1	↔	-	-
	Restricted License for Non-Support	SL	0	▼	-100.0%	-1
	Total		275	▲	3.8%	+10
Juvenile	Custody Visitation	CV	99	▼	-18.9%	-23
	Misdemeanor	DM	47	▲	+4.4%	+2
	Traffic	T	47	▲	+11.9%	+5
	Permanency Planning	PH	23	▲	+666.7%	+20
	Foster Care Review	FC	22	▼	-53.2%	-25
	Felony	DF	14	▲	+100.0%	+7
	Child In Need of Services	CS	3	▼	-25.0%	-1
	Paternity	PT	3	▲	+200.0%	+2
	Temporary Detention Order	TD	2	▲	-	+2
	Capias	CA	1	▲	-	+1
	Civil Violation	CI	1	↔	-	-
	Special Immigrant Juvenile Status	SI	1	▲	-	+1
	Terminate Parental Rights	TP	1	▼	-66.7%	-2
	Truancy	TR	1	▼	-50.0%	-1
	Abuse and Neglect	AN	0	▼	-100.0%	-27
	Emergency Custody Order	EC	0	▼	-100.0%	-1
	Family Abuse - Protective Order	FP	0	▼	-100.0%	-2
	Initial Foster Care	IF	0	▼	-100.0%	-7
	Non-Family Abuse Protective Order	AP	0	▼	-100.0%	-4
	Other	OT	0	▼	-100.0%	-1
Remand Custody	RC	0	▼	-100.0%	-1	
Remand Visitation	RV	0	▼	-100.0%	-1	
Show Cause	SC	0	▼	-100.0%	-1	
Status	ST	0	▼	-100.0%	-5	
	Total		265	▼	-19.0%	-62
GRAND TOTAL			540	▼	-8.8%	-52

Filings by Major Case Category**

Category	Summary	Change	% Change	Absolute Change
Adult Criminal	129	▼	-21.3%	-35
Child Dependency	46	▲	-47.1%	-41
Child in Need of Services/Supervision	4	▼	-33.3%	-2
Custody and Visitation	102	▲	-17.1%	-21
Delinquency	62	▲	+17.0%	+9
Juvenile Miscellaneous	0	▼	-100.0%	-5
New to Workload Study	2	▲	+100.0%	+1

* Compared to same time period as previous year ** Case Type Categories are defined in the 2017 Virginia Judicial Workload Assessment

The data reported reflect the case management system. The case types reported may not necessitate judicial involvement.

CPSS - JCMS CASELOAD STATISTICS OF THE JUVENILE & DOMESTIC RELATIONS DISTRICT COURTS
 January 2024 thru October 2024 Filings (Compared to January 2023 thru October 2023)

Other	43	▲	+230.8%	+30
Protective Orders	37	▲	+2.8%	+1
Support	68	▼	+9.7%	+6
Traffic	47	▲	+11.9%	+5
GRAND TOTAL	540	▼	-8.8%	-52

* Compared to same time period as previous year

** Case Type Categories are defined in the 2017 Virginia Judicial Workload Assessment

The data reported reflect the case management system. The case types reported may not necessitate judicial involvement.

2024 Overall GRAND TOTAL		Distribution of Caseload			Change*		Percentage (%) of Caseload		
12,358	+1,143 10.2%	Adult	7,709	62%	11.4% ▲	+791	Adult	61.7%	62.4%
2024		Juvenile	4,649	38%	8.2% ▲	+352	Juvenile	38.3%	37.6%
2023		GRAND TOTAL	12,358	100%	10.2% ▲	+1,143	GRAND TOTAL	100%	100%

Filings by Division & Code

Division	Case Type Description	Code	Summary	Change	% Change	Absolute Change	
Adult	Misdemeanor	CM	2,073	▲	+7.3%	+141	
	Other	OT	1,401	▼	+1.9%	+26	
	Show Cause	SC	1,230	▲	+32.0%	+298	
	Civil Support	VS	1,112	▲	+14.8%	+143	
	Felony	CF	778	▲	+32.1%	+189	
	Family Abuse - Protective Order	FP	516	▲	+10.3%	+48	
	Capias	CA	510	▼	-8.6%	-48	
	Non-Family Abuse Protective Order	AP	25	▲	+8.7%	+2	
	Violation of Protective Order	PV	24	▼	-7.7%	-2	
	Motion - Protective Order	MP	20	▼	-9.1%	-2	
	Remand Support	RS	16	▼	-11.1%	-2	
	Protective Order	PC	2	▲	-	+2	
	Bond Forfeiture	BF	1	▼	-66.7%	-2	
	Restricted License for Non-Support	SL	1	▼	-66.7%	-2	
	Total		7,709	▲	11.4%	+791	
Juvenile	Custody Visitation	CV	2,449	▼	-2.5%	-62	
	Misdemeanor	DM	665	▲	+45.5%	+208	
	Felony	DF	224	▼	-1.3%	-3	
	Civil Violation	CI	179	▲	+47.9%	+58	
	Mental Commitment	MC	144	▲	+6.7%	+9	
	Status	ST	139	▲	+71.6%	+58	
	Truancy	TR	129	▼	-16.8%	-26	
	Traffic	T	93	▲	+24.0%	+18	
	Non-Family Abuse Protective Order	AP	86	▲	+120.5%	+47	
	Foster Care Review	FC	73	▲	+14.1%	+9	
	Paternity	PT	69	▼	-11.5%	-9	
	Permanency Planning	PH	65	▲	+27.5%	+14	
	Abuse and Neglect	AN	64	▲	+14.3%	+8	
	Initial Foster Care	IF	52	▲	+52.9%	+18	
	Child In Need of Services	CS	50	▲	+13.6%	+6	
	Show Cause	SC	50	▲	+108.3%	+26	
	Terminate Parental Rights	TP	32	▲	+6.7%	+2	
	Remand Custody	RC	27	▼	-20.6%	-7	
	Other	OT	17	▲	-19.0%	-4	
	Special Immigrant Juvenile Status	SI	15	▲	+275.0%	+11	
	Voluntary Continuing Services and Support Agree	VA	9	▲	+80.0%	+4	
	Temporary Detention Order	TD	5	▼	-83.9%	-26	
	Entrustment	ET	4	▲	-	+4	
	Family Abuse - Protective Order	FP	4	↔	-	-	
	Capias	CA	2	▲	-	+2	
	Emergency Custody Order	EC	2	▼	-87.5%	-14	
	Remand Visitation	RV	1	▲	-	+1	
		Total		4,649	▲	8.2%	+352
	GRAND TOTAL			12,358	▲	10.2%	+1,143

* Compared to same time period as previous year

** Case Type Categories are defined in the 2017 Virginia Judicial Workload Assessment

The data reported reflect the case management system. The case types reported may not necessitate judicial involvement.

Filings by Major Case Category**

Category	Summary	Change	% Change	Absolute Change
Adult Criminal	4,268	▲	+12.6%	+478
Child Dependency	299	▲	+24.6%	+59
Child in Need of Services/Supervision	179	▼	-10.1%	-20
Custody and Visitation	2,518	▼	-2.7%	-71
Delinquency	941	▲	+32.9%	+233
Juvenile Miscellaneous	141	▲	+74.1%	+60
New to Workload Study	194	▲	+55.2%	+69
Other	1,611	▲	-1.2%	-19
Protective Orders	651	▲	+17.1%	+95
Support	1,463	▼	+19.7%	+241
Traffic	93	▲	+24.0%	+18
GRAND TOTAL	12,358	▲	10.2%	+1,143

* Compared to same time period as previous year

** Case Type Categories are defined in the 2017 Virginia Judicial Workload Assessment

The data reported reflect the case management system. The case types reported may not necessitate judicial involvement.

2024 Overall GRAND TOTAL		Distribution of Caseload		Change*		Percentage (%) of Caseload			
8,892	-110 -1.2%	Adult	4,888	55%	1.5% ▲	+74	Adult	53.5%	55.0%
2024		Juvenile	4,004	45%	-4.4% ▼	-184	Juvenile	46.5%	45.0%
2023		GRAND TOTAL	8,892	100%	-1.2% ▼	-110	GRAND TOTAL	100%	100%

Filings by Division & Code

Division	Case Type Description	Code	Summary	Change	% Change	Absolute Change	
Adult	Show Cause	SC	1,104	▲	+14.0%	+136	
	Misdemeanor	CM	1,051	▲	+10.4%	+99	
	Other	OT	897	▼	-9.0%	-89	
	Civil Support	VS	710	▲	+0.9%	+6	
	Family Abuse - Protective Order	FP	365	▼	-1.6%	-6	
	Capias	CA	347	▼	-15.4%	-63	
	Felony	CF	277	▼	-11.2%	-35	
	Remand Support	RS	76	▲	+38.2%	+21	
	Non-Family Abuse Protective Order	AP	20	▲	+66.7%	+8	
	Violation of Protective Order	PV	18	▼	-25.0%	-6	
	Motion - Protective Order	MP	16	▲	+14.3%	+2	
	Restricted License for Non-Support	SL	5	▲	+25.0%	+1	
	Bond Forfeiture	BF	1	↔		-	
	Criminal Support	CS	1	▲		+1	
	Return of Desposit (Bondsman)	RD	0	▼	-100.0%	-1	
Total			4,888	▲	1.5%	+74	
Juvenile	Custody Visitation	CV	2,300	▼	-9.2%	-234	
	Misdemeanor	DM	413	▼	-7.0%	-31	
	Felony	DF	211	▲	+14.7%	+27	
	Truancy	TR	117	▲	+2.6%	+3	
	Status	ST	110	▼	-31.3%	-50	
	Remand Visitation	RV	102	▲	+43.7%	+31	
	Remand Custody	RC	100	▲	+38.9%	+28	
	Paternity	PT	95	▼	-5.9%	-6	
	Traffic	T	78	▲	+34.5%	+20	
	Permanency Planning	PH	66	▲	+8.2%	+5	
	Foster Care Review	FC	59	▲	+68.6%	+24	
	Temporary Detention Order	TD	54	▼	-29.9%	-23	
	Abuse and Neglect	AN	49	▼	-37.2%	-29	
	Terminate Parental Rights	TP	47	▲	+135.0%	+27	
	Show Cause	SC	34	▼	+3.0%	+1	
	Non-Family Abuse Protective Order	AP	31	▲	+14.8%	+4	
	Voluntary Continuing Services and Support Agreem	VA	28	▲	+100.0%	+14	
	Emergency Custody Order	EC	26	▲	+100.0%	+13	
	Initial Foster Care	IF	22	▼	-42.1%	-16	
	Family Abuse - Protective Order	FP	15	▲	+400.0%	+12	
	Other	OT	13	▲	+160.0%	+8	
	Capias	CA	6	▼	-33.3%	-3	
	Child In Need of Services	CS	6	▼	-14.3%	-1	
	Civil Violation	CI	6	▼	-68.4%	-13	
	Entrustment	ET	6	▲	+50.0%	+2	
	Relief of Custody	CR	4	↔		-	
	Special Immigrant Juvenile Status	SI	3	▲	+200.0%	+2	
	Mental Commitment	MC	2	▲	+100.0%	+1	
	Juvenile Support	JS	1	▲		+1	
	Emancipation	EP	0	▼	-100.0%	-1	
	Total			4,004	▼	-4.4%	-184
	GRAND TOTAL			8,892	▼	-1.2%	-110

* Compared to same time period as previous year

** Case Type Categories are defined in the 2017 Virginia Judicial Workload Assessment

The data reported reflect the case management system. The case types reported may not necessitate judicial involvement.

Filings by Major Case Category**

Category	Summary	Change	% Change	Absolute Change
Adult Criminal	2,491	▼	+2.3%	+56
Child Dependency	281	▲	+10.6%	+27
Child in Need of Services/Supervision	123	▼	-3.9%	-5
Custody and Visitation	2,395	▼	-9.1%	-240
Delinquency	664	▲	+0.2%	+1
Juvenile Miscellaneous	110	▼	-31.7%	-51
New to Workload Study	9	▲	-55.0%	-11
Other	1,270	▲	-0.9%	-11
Protective Orders	447	▲	+4.7%	+20
Support	1,024	▲	+8.9%	+84
Traffic	78	▲	+34.5%	+20
GRAND TOTAL	8,892	▼	-1.2%	-110

* Compared to same time period as previous year

** Case Type Categories are defined in the 2017 Virginia Judicial Workload Assessment

The data reported reflect the case management system. The case types reported may not necessitate judicial involvement.

2024 Overall GRAND TOTAL		Distribution of Caseload			Change*		Percentage (%) of Caseload		
242 +25 11.5% 	Adult	137	57%	10.5% ▲	+13	Adult	57.1%	56.6%	
	Juvenile	105	43%	12.9% ▲	+12	Juvenile	42.9%	43.4%	
	GRAND TOTAL	242	100%	11.5% ▲	+25	GRAND TOTAL	100%	100%	

Filings by Division & Code

Division	Case Type Description	Code	Summary	Change	% Change	Absolute Change
Adult	Civil Support	VS	31	▲	+40.9%	+9
	Other	OT	28	▲	+27.3%	+6
	Show Cause	SC	27	▲	+80.0%	+12
	Misdemeanor	CM	19	▼	-26.9%	-7
	Family Abuse - Protective Order	FP	15	▼	-11.8%	-2
	Capias	CA	7	▼	-30.0%	-3
	Felony	CF	6	▼	-25.0%	-2
	Bond Forfeiture	BF	1	▼	-50.0%	-1
	Motion - Protective Order	MP	1	▲	-	+1
	Remand Support	RS	1	↔	-	-
	Violation of Protective Order	PV	1	↔	-	-
	Total		137	▲	10.5%	+13
Juvenile	Custody Visitation	CV	72	▼	-5.3%	-4
	Abuse and Neglect	AN	12	▲	-	+12
	Misdemeanor	DM	9	▲	+200.0%	+6
	Motion - Protective Order	MP	4	▲	-	+4
	Traffic	T	4	▲	+300.0%	+3
	Paternity	PT	2	▲	-	+2
	Child In Need of Services	CS	1	▲	-	+1
	Truancy	TR	1	↔	-	-
	Child at Risk	RI	0	▼	-100.0%	-1
	Felony	DF	0	▼	-100.0%	-1
	Foster Care Review	FC	0	▼	-100.0%	-1
	Non-Family Abuse Protective Order	AP	0	▼	-100.0%	-2
	Remand Custody	RC	0	▼	-100.0%	-3
	Remand Visitation	RV	0	▼	-100.0%	-3
	Temporary Detention Order	TD	0	▼	-100.0%	-1
		Total		105	▲	12.9%
	GRAND TOTAL		242	▲	11.5%	+25


Filings by Major Case Category**

Category	Summary	Change	% Change	Absolute Change
Adult Criminal	49	▼	-12.5%	-7
Child Dependency	12	▲	+500.0%	+10
Child in Need of Services/Supervision	2	▲	+100.0%	+1
Custody and Visitation	74	▲	-2.6%	-2
Delinquency	9	▲	+125.0%	+5
Other	29	▲	-3.3%	-1
Protective Orders	20	▲	+5.3%	+1
Support	43	▲	+53.6%	+15
Traffic	4	▲	+300.0%	+3
	GRAND TOTAL	▲	11.5%	+25

* Compared to same time period as previous year

** Case Type Categories are defined in the 2017 Virginia Judicial Workload Assessment

The data reported reflect the case management system. The case types reported may not necessitate judicial involvement.

2024 Overall GRAND TOTAL		Distribution of Caseload			Change*		Percentage (%) of Caseload		
1,838 -44 -2.3% 		Adult	1,019	55%	-1.8% ▼	-19	Adult	55.2%	55.4%
		Juvenile	819	45%	-3.0% ▼	-25	Juvenile	44.8%	44.6%
		GRAND TOTAL	1,838	100%	-2.3% ▼	-44	GRAND TOTAL	100%	100%

Filings by Division & Code

Division	Case Type Description	Code	Summary	Change	% Change	Absolute Change
Adult	Misdemeanor	CM	236	▼	-0.4%	-1
	Show Cause	SC	222	▲	+45.1%	+69
	Other	OT	183	▲	-9.4%	-19
	Civil Support	VS	137	▼	-23.0%	-41
	Family Abuse - Protective Order	FP	82	▼	-21.9%	-23
	Felony	CF	46	▼	-14.8%	-8
	Capias	CA	31	▼	-48.3%	-29
	Remand Support	RS	28	▲	+154.5%	+17
	Motion - Protective Order	MP	24	▲	+41.2%	+7
	Violation of Protective Order	PV	22	▲	+120.0%	+12
	Non-Family Abuse Protective Order	AP	7	▲	+75.0%	+3
	Restricted License for Non-Support	SL	1	▼	-75.0%	-3
	Bond Forfeiture	BF	0	▼	-100.0%	-1
	Protective Order	PC	0	▼	-100.0%	-1
	Violation Family Abuse Protective Order	PS	0	▼	-100.0%	-1
	Total		1,019	▼	-1.8%	-19
Juvenile	Custody Visitation	CV	526	▼	-1.7%	-9
	Remand Custody	RC	44	▲	+158.8%	+27
	Misdemeanor	DM	43	▼	-57.0%	-57
	Remand Visitation	RV	43	▲	+126.3%	+24
	Traffic	T	35	▼	-2.8%	-1
	Status	ST	33	▲	+50.0%	+11
	Foster Care Review	FC	12	▲	+33.3%	+3
	Motion - Protective Order	MP	12	▲	+9.1%	+1
	Temporary Detention Order	TD	10	▲	+25.0%	+2
	Permanency Planning	PH	9	↔	-	-
	Child In Need of Services	CS	7	↔	-	-
	Felony	DF	7	▼	-66.7%	-14
	Non-Family Abuse Protective Order	AP	7	↔	-	-
	Paternity	PT	6	▼	-14.3%	-1
	Other	OT	5	▲	-	+5
	Abuse and Neglect	AN	4	▼	-55.6%	-5
	Initial Foster Care	IF	4	▼	-33.3%	-2
	Truancy	TR	3	▲	+50.0%	+1
	Entrustment	ET	2	▲	-	+2
	Terminate Parental Rights	TP	2	▼	-71.4%	-5
	Civil Violation	CI	1	↔	-	-
	Emergency Custody Order	EC	1	↔	-	-
	Relief of Custody	CR	1	▲	-	+1
	Show Cause	SC	1	▼	-90.0%	-9
	Voluntary Continuing Services and Support Agreem	VA	1	▲	-	+1
	Total		819	▼	-3.0%	-25
GRAND TOTAL			1,838	▼	-2.3%	-44

* Compared to same time period as previous year ** Case Type Categories are defined in the 2017 Virginia Judicial Workload Assessment

The data reported reflect the case management system. The case types reported may not necessitate judicial involvement.

Filings by Major Case Category**

Category	Summary	Change	% Change	Absolute Change
Adult Criminal	501	▼	+1.8%	+9
Child Dependency	35	▲	-12.5%	-5
Child in Need of Services/Supervision	10	▲	+11.1%	+1
Custody and Visitation	532	▼	-1.8%	-10
Delinquency	51	▼	-61.1%	-80
Juvenile Miscellaneous	33	▲	+50.0%	+11
New to Workload Study	1	↔		0
Other	314	▲	+21.7%	+56
Protective Orders	132	▲	-8.3%	-12
Support	194	▲	-6.3%	-13
Traffic	35	▼	-2.8%	-1
GRAND TOTAL	1,838	▼	-2.3%	-44

* Compared to same time period as previous year

** Case Type Categories are defined in the 2017 Virginia Judicial Workload Assessment

The data reported reflect the case management system. The case types reported may not necessitate judicial involvement.

2024 Overall GRAND TOTAL		Distribution of Caseload		Change*		Percentage (%) of Caseload		
356	-66 -15.6%	Adult	180 51%	-18.9% ▼	-42	Adult	52.6%	50.6%
2024		Juvenile	176 49%	-12.0% ▼	-24	Juvenile	47.4%	49.4%
2023		GRAND TOTAL	356 100%	-15.6% ▼	-66	GRAND TOTAL	100%	100%

Filings by Division & Code

Division	Case Type Description	Code	Summary	Change	% Change	Absolute Change
Adult	Misdemeanor	CM	43	▼	-34.8%	-23
	Other	OT	37	▼	-38.3%	-23
	Civil Support	VS	30	▼	-14.3%	-5
	Show Cause	SC	27	▲	+125.0%	+15
	Family Abuse - Protective Order	FP	21	▼	-8.7%	-2
	Capias	CA	10	▲	+900.0%	+9
	Felony	CF	4	▼	-66.7%	-8
	Motion - Protective Order	MP	3	▼	-25.0%	-1
	Violation of Protective Order	PV	3	▼	-50.0%	-3
	Restricted License for Non-Support	SL	2	▲	-	+2
	Non-Family Abuse Protective Order	AP	0	▼	-100.0%	-3
		Total		180	▼	-18.9%
Juvenile	Custody Visitation	CV	98	▼	-26.9%	-36
	Misdemeanor	DM	14	▼	-44.0%	-11
	Traffic	T	12	▼	-47.8%	-11
	Foster Care Review	FC	11	▲	+450.0%	+9
	Non-Family Abuse Protective Order	AP	9	▲	-	+9
	Paternity	PT	6	▲	+50.0%	+2
	Permanency Planning	PH	6	▲	-	+6
	Abuse and Neglect	AN	5	▲	+400.0%	+4
	Initial Foster Care	IF	3	▲	+200.0%	+2
	Other	OT	3	▲	-	+3
	Show Cause	SC	3	▼	-25.0%	-1
	Truancy	TR	3	▲	+50.0%	+1
	Capias	CA	1	▲	-	+1
	Felony	DF	1	↔	-	-
	Status	ST	1	▲	-	+1
	Entrustment	ET	0	▼	-100.0%	-1
	Temporary Detention Order	TD	0	▼	-100.0%	-1
	Voluntary Continuing Services and Support Agreem	VA	0	▼	-100.0%	-1
		Total		176	▼	-12.0%
GRAND TOTAL			356	▼	-15.6%	-66

Filings by Major Case Category**

Category	Summary	Change	% Change	Absolute Change
Adult Criminal	75	▲	-19.4%	-18
Child Dependency	25	▲	+316.7%	+19
Child in Need of Services/Supervision	3	▲	+50.0%	+1
Custody and Visitation	104	▲	-24.6%	-34
Delinquency	19	▲	-36.7%	-11
Juvenile Miscellaneous	1	▲	-	+1
Other	40	▲	-34.4%	-21
Protective Orders	33	▲	+10.0%	+3
Support	44	▲	+12.8%	+5
Traffic	12	▼	-47.8%	-11

* Compared to same time period as previous year ** Case Type Categories are defined in the 2017 Virginia Judicial Workload Assessment

The data reported reflect the case management system. The case types reported may not necessitate judicial involvement.

GRAND TOTAL

356



-15.6%

-66

* Compared to same time period as previous year

** Case Type Categories are defined in the 2017 Virginia Judicial Workload Assessment

The data reported reflect the case management system. The case types reported may not necessitate judicial involvement.

2024 Overall GRAND TOTAL		Distribution of Caseload		Change*		Percentage (%) of Caseload		
994	+53 5.6%	Adult	616 62%	30.8% ▲	+145	Adult	2023 50.1%	2024 62.0%
2024		Juvenile	378 38%	-19.6% ▼	-92	Juvenile	49.9%	38.0%
2023		GRAND TOTAL	994 100%	5.6% ▲	+53	GRAND TOTAL	100%	100%

Filings by Division & Code

Division	Case Type Description	Code	Summary	Change	% Change	Absolute Change	
Adult	Other	OT	136	▲	+44.7%	+42	
	Misdemeanor	CM	130	▲	+14.0%	+16	
	Show Cause	SC	108	▲	+52.1%	+37	
	Civil Support	VS	97	▲	+19.8%	+16	
	Family Abuse - Protective Order	FP	64	▲	+36.2%	+17	
	Felony	CF	32	▲	+23.1%	+6	
	Capias	CA	27	▲	+145.5%	+16	
	Motion - Protective Order	MP	8	▼	-20.0%	-2	
	Remand Support	RS	5	▲	+66.7%	+2	
	Violation of Protective Order	PV	5	↔		-	
	Criminal Support	CS	2	▲	-	+2	
	Non-Family Abuse Protective Order	AP	2	▼	-71.4%	-5	
	Protective Order	PC	0	▼	-100.0%	-1	
	Restricted License for Non-Support	SL	0	▼	-100.0%	-1	
	Total		616	▲	30.8%	+145	
Juvenile	Custody Visitation	CV	264	▼	-18.0%	-58	
	Traffic	T	31	▼	-16.2%	-6	
	Misdemeanor	DM	29	▼	-50.0%	-29	
	Truancy	TR	8	▲	+60.0%	+3	
	Show Cause	SC	7	▲	+40.0%	+2	
	Paternity	PT	6	▲	+20.0%	+1	
	Non-Family Abuse Protective Order	AP	5	▲	+150.0%	+3	
	Remand Custody	RC	5	▲	+66.7%	+2	
	Remand Visitation	RV	5	▲	-	+5	
	Foster Care Review	FC	4	▼	-20.0%	-1	
	Status	ST	4	▲	-	+4	
	Child In Need of Services	CS	3	▼	-25.0%	-1	
	Abuse and Neglect	AN	1	▼	-50.0%	-1	
	Emergency Custody Order	EC	1	▲	-	+1	
	Felony	DF	1	▼	-88.9%	-8	
	Other	OT	1	▲	-	+1	
	Permanency Planning	PH	1	▼	-66.7%	-2	
	Temporary Detention Order	TD	1	▲	-	+1	
	Violation of Protective Order	PV	1	▲	-	+1	
	Capias	CA	0	▼	-100.0%	-1	
	Civil Violation	CI	0	▼	-100.0%	-1	
	Family Abuse - Protective Order	FP	0	▼	-100.0%	-1	
	Qualified Residential Treatment	QR	0	▼	-100.0%	-1	
	Terminate Parental Rights	TP	0	▼	-100.0%	-6	
		Total		378	▼	-19.6%	-92
	GRAND TOTAL			994	▲	5.6%	+53

Filings by Major Case Category**

Category	Summary	Change	% Change	Absolute Change
Adult Criminal	242	▲	+15.8%	+33
Child Dependency	6	▼	-64.7%	-11
Child in Need of Services/Supervision	11	▲	+22.2%	+2

* Compared to same time period as previous year ** Case Type Categories are defined in the 2017 Virginia Judicial Workload Assessment

The data reported reflect the case management system. The case types reported may not necessitate judicial involvement.

Custody and Visitation	270	▲	-17.4%	-57
Delinquency	38	▲	-47.9%	-35
Juvenile Miscellaneous	4	▲	-	+4
New to Workload Study	0	▼	-100.0%	-1
Other	154	▲	+54.0%	+54
Protective Orders	79	▼	+17.9%	+12
Support	159	▲	+57.4%	+58
Traffic	31	▼	-16.2%	-6
GRAND TOTAL	994	▲	5.6%	+53

* Compared to same time period as previous year

** Case Type Categories are defined in the 2017 Virginia Judicial Workload Assessment

The data reported reflect the case management system. The case types reported may not necessitate judicial involvement.

2024 Overall GRAND TOTAL		Distribution of Caseload		Change*		Percentage (%) of Caseload		
347	-24 -6.5%	Adult	165 48%	10.7% ▲	+16	Adult	40.2%	47.6%
2024		Juvenile	182 52%	-18.0% ▼	-40	Juvenile	59.8%	52.4%
2023		GRAND TOTAL	347 100%	-6.5% ▼	-24	GRAND TOTAL	100%	100%

Filings by Division & Code

Division	Case Type Description	Code	Summary	Change	% Change	Absolute Change
Adult	Misdemeanor	CM	43	▲	+65.4%	+17
	Show Cause	SC	30	▼	+7.1%	+2
	Other	OT	27	▲	+3.8%	+1
	Civil Support	VS	20	▼	-48.7%	-19
	Family Abuse - Protective Order	FP	16	▲	+60.0%	+6
	Capias	CA	11	▲	+10.0%	+1
	Violation of Protective Order	PV	10	▲	-	+10
	Felony	CF	6	▼	-25.0%	-2
	Motion - Protective Order	MP	1	▲	-	+1
	Non-Family Abuse Protective Order	AP	1	↔	-	-
	Remand Support	RS	0	▼	-100.0%	-1
	Total		165	▲	10.7%	+16
Juvenile	Custody Visitation	CV	107	▼	-8.5%	-10
	Abuse and Neglect	AN	14	▼	-30.0%	-6
	Status	ST	12	▲	+100.0%	+6
	Traffic	T	11	▲	+37.5%	+3
	Misdemeanor	DM	7	▼	-69.6%	-16
	Permanency Planning	PH	7	▲	+600.0%	+6
	Initial Foster Care	IF	6	▼	-25.0%	-2
	Felony	DF	5	▼	-28.6%	-2
	Terminate Parental Rights	TP	4	▲	-	+4
	Show Cause	SC	2	▼	-60.0%	-3
	Capias	CA	1	▲	-	+1
	Child In Need of Services	CS	1	▼	-66.7%	-2
	Emancipation	EP	1	▲	-	+1
	Entrustment	ET	1	↔	-	-
	Foster Care Review	FC	1	▼	-75.0%	-3
	Other	OT	1	▲	-	+1
	Paternity	PT	1	▼	-50.0%	-1
	Civil Violation	CI	0	▼	-100.0%	-1
	Emergency Custody Order	EC	0	▼	-100.0%	-1
	Motion - Protective Order	MP	0	▼	-100.0%	-2
	Remand Custody	RC	0	▼	-100.0%	-2
	Remand Visitation	RV	0	▼	-100.0%	-2
	Temporary Detention Order	TD	0	▼	-100.0%	-1
	Truancy	TR	0	▼	-100.0%	-7
	Voluntary Continuing Services and Support Agree	VA	0	▼	-100.0%	-1
	Total		182	▼	-18.0%	-40
GRAND TOTAL			347	▼	-6.5%	-24

Filings by Major Case Category**

Category	Summary	Change	% Change	Absolute Change
Adult Criminal	94	▲	+46.9%	+30
Child Dependency	33	▲	-5.7%	-2
Child in Need of Services/Supervision	1	▼	-90.0%	-9
Custody and Visitation	108	▼	-9.2%	-11
Delinquency	15	▲	-57.1%	-20

* Compared to same time period as previous year ** Case Type Categories are defined in the 2017 Virginia Judicial Workload Assessment

The data reported reflect the case management system. The case types reported may not necessitate judicial involvement.

CPSS - JCMS CASELOAD STATISTICS OF THE JUVENILE & DOMESTIC RELATIONS DISTRICT COURTS
 January 2024 thru October 2024 Filings (Compared to January 2023 thru October 2023)

Juvenile Miscellaneous	13	▲	+116.7%	+7
New to Workload Study	0	▼	-100.0%	-1
Other	28	▲	-15.2%	-5
Protective Orders	18	▲	+38.5%	+5
Support	26	▼	-44.7%	-21
Traffic	11	▲	+37.5%	+3
GRAND TOTAL	347	▼	-6.5%	-24

* Compared to same time period as previous year

** Case Type Categories are defined in the 2017 Virginia Judicial Workload Assessment

The data reported reflect the case management system. The case types reported may not necessitate judicial involvement.

2024 Overall GRAND TOTAL		Distribution of Caseload		Change*		Percentage (%) of Caseload		
528	-16 -2.9%	Adult	278 53%	3.7% ▲	+10	Adult	49.3%	52.7%
2024		Juvenile	250 47%	-9.4% ▼	-26	Juvenile	50.7%	47.3%
2023		GRAND TOTAL	528 100%	-2.9% ▼	-16	GRAND TOTAL	100%	100%

Filings by Division & Code

Division	Case Type Description	Code	Summary	Change	% Change	Absolute Change
Adult	Misdemeanor	CM	69	▲	+38.0%	+19
	Show Cause	SC	54	▲	-3.6%	-2
	Other	OT	48	▲	-9.4%	-5
	Civil Support	VS	33	▼	-13.2%	-5
	Family Abuse - Protective Order	FP	20	▼	-13.0%	-3
	Felony	CF	17	▲	+21.4%	+3
	Violation of Protective Order	PV	14	▲	+133.3%	+8
	Capias	CA	10	▼	-44.4%	-8
	Motion - Protective Order	MP	7	▲	+40.0%	+2
	Non-Family Abuse Protective Order	AP	4	▲	-	+4
	Remand Support	RS	2	▼	-33.3%	-1
	Restricted License for Non-Support	SL	0	▼	-100.0%	-1
	Temporary Detention Order	TD	0	▼	-100.0%	-1
		Total		278	▲	3.7%
Juvenile	Custody Visitation	CV	154	▼	-4.9%	-8
	Status	ST	16	▲	+128.6%	+9
	Misdemeanor	DM	15	▼	-58.3%	-21
	Traffic	T	12	▼	-33.3%	-6
	Initial Foster Care	IF	8	▲	-	+8
	Felony	DF	6	↔	-	-
	Abuse and Neglect	AN	5	▼	-50.0%	-5
	Truancy	TR	5	▲	+66.7%	+2
	Child In Need of Services	CS	4	▲	+33.3%	+1
	Foster Care Review	FC	4	▲	-	+4
	Relief of Custody	CR	4	▲	-	+4
	Non-Family Abuse Protective Order	AP	3	▲	-	+3
	Remand Visitation	RV	3	▲	+200.0%	+2
	Other	OT	2	▲	-	+2
	Paternity	PT	2	↔	-	-
	Permanency Planning	PH	2	▲	-	+2
	Remand Custody	RC	2	▲	+100.0%	+1
	Show Cause	SC	2	▼	-83.3%	-10
	Temporary Detention Order	TD	1	▼	-66.7%	-2
	Child at Risk	RI	0	▼	-100.0%	-1
	Civil Violation	CI	0	▼	-100.0%	-5
	Motion - Protective Order	MP	0	▼	-100.0%	-6
		Total		250	▼	-9.4%
GRAND TOTAL			528	▼	-2.9%	-16

Filings by Major Case Category**

Category	Summary	Change	% Change	Absolute Change
Adult Criminal	150	▲	+12.8%	+17
Child Dependency	23	▲	+109.1%	+12
Child in Need of Services/Supervision	9	▲	+50.0%	+3
Custody and Visitation	156	▼	-4.9%	-8
Delinquency	23	▼	-57.4%	-31
Juvenile Miscellaneous	16	▲	+128.6%	+9

* Compared to same time period as previous year ** Case Type Categories are defined in the 2017 Virginia Judicial Workload Assessment

The data reported reflect the case management system. The case types reported may not necessitate judicial involvement.

CPSS - JCMS CASELOAD STATISTICS OF THE JUVENILE & DOMESTIC RELATIONS DISTRICT COURTS
 January 2024 thru October 2024 Filings (Compared to January 2023 thru October 2023)

Middlesex

District: 9 FIPS: 119

New to Workload Study	0	▼	-100.0%	-5
Other	58	▲	-6.5%	-4
Protective Orders	34	▲		0
Support	47	▼	-6.0%	-3
Traffic	12	▼	-33.3%	-6
GRAND TOTAL	528	▼	-2.9%	-16

* Compared to same time period as previous year

** Case Type Categories are defined in the 2017 Virginia Judicial Workload Assessment

The data reported reflect the case management system. The case types reported may not necessitate judicial involvement.

2024 Overall GRAND TOTAL		Distribution of Caseload		Change*		Percentage (%) of Caseload			
956 -88 -8.4% 		Adult	500	52%	5.5% ▲	+26	Adult	45.4%	52.3%
		Juvenile	456	48%	-20.0% ▼	-114	Juvenile	54.6%	47.7%
		GRAND TOTAL	956	100%	-8.4% ▼	-88	GRAND TOTAL	100%	100%

Filings by Division & Code

Division	Case Type Description	Code	Summary	Change	% Change	Absolute Change	
Adult	Misdemeanor	CM	116	▼	-6.5%	-8	
	Civil Support	VS	89	▼	-20.5%	-23	
	Show Cause	SC	85	▲	+112.5%	+45	
	Felony	CF	69	▲	+50.0%	+23	
	Other	OT	62	▲	-1.6%	-1	
	Family Abuse - Protective Order	FP	53	▲	+17.8%	+8	
	Capias	CA	14	▼	-36.4%	-8	
	Remand Support	RS	4	▼	-20.0%	-1	
	Violation of Protective Order	PV	4	↔		-	
	Motion - Protective Order	MP	2	▼	-83.3%	-10	
	Non-Family Abuse Protective Order	AP	2	▲	-	+2	
	Violation Family Abuse Protective Order	PS	0	▼	-100.0%	-1	
		Total		500	▲	5.5%	+26
Juvenile	Custody Visitation	CV	296	▼	-14.7%	-51	
	Misdemeanor	DM	46	▼	-37.0%	-27	
	Traffic	T	29	▼	-45.3%	-24	
	Felony	DF	22	▼	-4.3%	-1	
	Paternity	PT	10	▲	+42.9%	+3	
	Show Cause	SC	6	▼	-14.3%	-1	
	Status	ST	6	▼	-40.0%	-4	
	Permanency Planning	PH	5	▲	+25.0%	+1	
	Temporary Detention Order	TD	5	▲	+400.0%	+4	
	Terminate Parental Rights	TP	4	▲	+300.0%	+3	
	Abuse and Neglect	AN	3	▼	-25.0%	-1	
	Child In Need of Services	CS	3	▲	+50.0%	+1	
	Mental Commitment	MC	3	▲	+50.0%	+1	
	Foster Care Review	FC	2	▼	-33.3%	-1	
	Initial Foster Care	IF	2	▲	+100.0%	+1	
	Non-Family Abuse Protective Order	AP	2	▼	-80.0%	-8	
	Relief of Custody	CR	2	▲	-	+2	
	Remand Custody	RC	2	▼	-71.4%	-5	
	Remand Visitation	RV	2	▼	-71.4%	-5	
	Emergency Custody Order	EC	1	▲	-	+1	
	Entrustment	ET	1	↔		-	
	Motion - Protective Order	MP	1	↔		-	
	Other	OT	1	▼	-66.7%	-2	
	Truancy	TR	1	▲	-	+1	
	Voluntary Continuing Services and Support Agreem	VA	1	▼	-50.0%	-1	
	Family Abuse - Protective Order	FP	0	▼	-100.0%	-1	
		Total		456	▼	-20.0%	-114
		GRAND TOTAL		956	▼	-8.4%	-88

Filings by Major Case Category**

Category	Summary	Change	% Change	Absolute Change
Adult Criminal	233	▲	+13.1%	+27
Child Dependency	20	▲	+25.0%	+4
Child in Need of Services/Supervision	4	▲	+100.0%	+2

* Compared to same time period as previous year

** Case Type Categories are defined in the 2017 Virginia Judicial Workload Assessment

The data reported reflect the case management system. The case types reported may not necessitate judicial involvement.

CPSS - JCMS CASELOAD STATISTICS OF THE JUVENILE & DOMESTIC RELATIONS DISTRICT COURTS
 January 2024 thru October 2024 Filings (Compared to January 2023 thru October 2023)

New Kent

District: 9 FIPS: 127

Custody and Visitation	306	▲	-13.6%	-48
Delinquency	74	▼	-28.2%	-29
Juvenile Miscellaneous	6	▼	-40.0%	-4
Other	80	▲	-9.1%	-8
Protective Orders	60	▲	-13.0%	-9
Support	144	▲	+0.7%	+1
Traffic	29	▼	-45.3%	-24
GRAND TOTAL	956	▼	-8.4%	-88

* Compared to same time period as previous year

** Case Type Categories are defined in the 2017 Virginia Judicial Workload Assessment

The data reported reflect the case management system. The case types reported may not necessitate judicial involvement.

2024 Overall GRAND TOTAL		Distribution of Caseload			Change*		Percentage (%) of Caseload		
3,539	-249 -6.6%	Adult	2,025	57%	5.0% ▲	+97	Adult	2023 50.9%	2024 57.2%
2024		Juvenile	1,514	43%	-18.6% ▼	-346	Juvenile	49.1%	42.8%
2023		GRAND TOTAL	3,539	100%	-6.6% ▼	-249	GRAND TOTAL	100%	100%

Filings by Division & Code

Division	Case Type Description	Code	Summary	Change	% Change	Absolute Change	
Adult	Misdemeanor	CM	463	▲	+14.0%	+57	
	Show Cause	SC	403	▼	-3.6%	-15	
	Other	OT	329	▲	-12.0%	-45	
	Civil Support	VS	233	▼	-14.3%	-39	
	Felony	CF	211	▲	+37.0%	+57	
	Capias	CA	170	▲	+88.9%	+80	
	Family Abuse - Protective Order	FP	98	▼	-1.0%	-1	
	Remand Support	RS	60	▼	-14.3%	-10	
	Motion - Protective Order	MP	32	▲	+128.6%	+18	
	Violation of Protective Order	PV	17	▼	-22.7%	-5	
	Non-Family Abuse Protective Order	AP	5	▲	+150.0%	+3	
	Bond Forfeiture	BF	2	▼	-33.3%	-1	
	Restricted License for Non-Support	SL	2	▼	-33.3%	-1	
	Return of Desposit (Bondsman)	RD	0	▼	-100.0%	-1	
	Total		2,025	▲	5.0%	+97	
Juvenile	Custody Visitation	CV	777	▼	-27.2%	-291	
	Misdemeanor	DM	140	▼	-15.2%	-25	
	Remand Custody	RC	97	▲	+5.4%	+5	
	Remand Visitation	RV	96	↔		-	
	Show Cause	SC	78	▲	+6.8%	+5	
	Traffic	T	58	▲	+100.0%	+29	
	Status	ST	37	▼	-24.5%	-12	
	Felony	DF	36	▲	+28.6%	+8	
	Truancy	TR	31	▼	-27.9%	-12	
	Motion - Protective Order	MP	21	▲	+5.0%	+1	
	Abuse and Neglect	AN	19	▼	-54.8%	-23	
	Permanency Planning	PH	19	▲	+72.7%	+8	
	Terminate Parental Rights	TP	17	▲	+240.0%	+12	
	Special Immigrant Juvenile Status	SI	16	▼	-15.8%	-3	
	Paternity	PT	15	▼	-42.3%	-11	
	Temporary Detention Order	TD	13	▲	+85.7%	+6	
	Other	OT	12	▲	+33.3%	+3	
	Civil Violation	CI	9	▲	+50.0%	+3	
	Foster Care Review	FC	8	▼	-66.7%	-16	
	Non-Family Abuse Protective Order	AP	5	▼	-50.0%	-5	
	Emergency Custody Order	EC	4	↔		-	
	Capias	CA	2	▼	-66.7%	-4	
	Family Abuse - Protective Order	FP	1	↔		-	
	Initial Foster Care	IF	1	▼	-94.4%	-17	
	Violation of Protective Order	PV	1	▲	-	+1	
	Voluntary Continuing Services and Support Agree	VA	1	▼	-50.0%	-1	
	Child In Need of Services	CS	0	▼	-100.0%	-2	
	Entrustment	ET	0	▼	-100.0%	-4	
	Juvenile Support	JS	0	▼	-100.0%	-1	
		Total		1,514	▼	-18.6%	-346
		GRAND TOTAL		3,539	▼	-6.6%	-249

* Compared to same time period as previous year

** Case Type Categories are defined in the 2017 Virginia Judicial Workload Assessment

The data reported reflect the case management system. The case types reported may not necessitate judicial involvement.

Filings by Major Case Category**

Category	Summary	Change	% Change	Absolute Change
Adult Criminal	1,199	▲	+20.0%	+200
Child Dependency	65	▼	-38.7%	-41
Child in Need of Services/Supervision	31	▼	-31.1%	-14
Custody and Visitation	792	▼	-27.6%	-302
Delinquency	257	▲	-5.5%	-15
Juvenile Miscellaneous	37	▼	-24.5%	-12
New to Workload Study	25	▲		0
Other	611	▲	-6.4%	-42
Protective Orders	162	▲	+11.0%	+16
Support	302	▼	-18.4%	-68
Traffic	58	▲	+100.0%	+29
GRAND TOTAL	3,539	▼	-6.6%	-249

* Compared to same time period as previous year

** Case Type Categories are defined in the 2017 Virginia Judicial Workload Assessment

The data reported reflect the case management system. The case types reported may not necessitate judicial involvement.

2024 Overall GRAND TOTAL		Distribution of Caseload		Change*		Percentage (%) of Caseload			
3,474 +544 18.6% 		Adult	1,819	52%	19.5% ▲	+297	Adult	51.9%	52.4%
		Juvenile	1,655	48%	17.5% ▲	+247	Juvenile	48.1%	47.6%
GRAND TOTAL		GRAND TOTAL	3,474	100%	18.6% ▲	+544	GRAND TOTAL	100%	100%

Filings by Division & Code

Division	Case Type Description	Code	Summary	Change	% Change	Absolute Change
Adult	Misdemeanor	CM	451	▲	+17.1%	+66
	Civil Support	VS	282	▲	+8.0%	+21
	Show Cause	SC	268	▲	+35.4%	+70
	Other	OT	260	▲	+0.8%	+2
	Felony	CF	244	▲	+55.4%	+87
	Family Abuse - Protective Order	FP	122	▼	-12.2%	-17
	Capias	CA	87	▲	+52.6%	+30
	Remand Support	RS	62	▲	+34.8%	+16
	Motion - Protective Order	MP	26	▲	+136.4%	+15
	Non-Family Abuse Protective Order	AP	14	▲	+75.0%	+6
	Restricted License for Non-Support	SL	3	▲	+50.0%	+1
Total			1,819	▲	19.5%	+297
Juvenile	Custody Visitation	CV	857	▲	+0.5%	+4
	Misdemeanor	DM	244	▲	+23.2%	+46
	Felony	DF	109	▲	+131.9%	+62
	Remand Custody	RC	84	▲	+47.4%	+27
	Remand Visitation	RV	83	▲	+48.2%	+27
	Traffic	T	81	▲	+30.6%	+19
	Abuse and Neglect	AN	31	▲	+520.0%	+26
	Foster Care Review	FC	20	▲	+150.0%	+12
	Non-Family Abuse Protective Order	AP	17	▲	+240.0%	+12
	Other	OT	17	▲	+750.0%	+15
	Show Cause	SC	15	▲	+7.1%	+1
	Permanency Planning	PH	14	▼	-12.5%	-2
	Terminate Parental Rights	TP	14	▲	+133.3%	+8
	Truancy	TR	13	▼	-31.6%	-6
	Status	ST	9	▲	-25.0%	-3
	Temporary Detention Order	TD	9	▲	+200.0%	+6
	Paternity	PT	8	▼	-46.7%	-7
	Capias	CA	5	▲	+400.0%	+4
	Civil Violation	CI	5	▼	-16.7%	-1
	Child In Need of Services	CS	3	▲	+50.0%	+1
	Emergency Custody Order	EC	3	▲	-	+3
	Initial Foster Care	IF	3	▼	-40.0%	-2
	Motion - Protective Order	MP	3	▲	-	+3
	Entrustment	ET	2	▲	-	+2
	Family Abuse - Protective Order	FP	2	▼	-71.4%	-5
	Voluntary Continuing Services and Support Agreem	VA	2	▲	-	+2
	Juvenile Support	JS	1	▲	-	+1
	Qualified Residential Treatment	QR	1	▼	-50.0%	-1
	Child at Risk	RI	0	▼	-100.0%	-3
	Emancipation	EP	0	▼	-100.0%	-2
	Mental Commitment	MC	0	▼	-100.0%	-1
	Special Immigrant Juvenile Status	SI	0	▼	-100.0%	-1
	Total			1,655	▲	17.5%
GRAND TOTAL			3,474	▲	18.6%	+544

* Compared to same time period as previous year

** Case Type Categories are defined in the 2017 Virginia Judicial Workload Assessment

The data reported reflect the case management system. The case types reported may not necessitate judicial involvement.

Filings by Major Case Category**

Category	Summary	Change	% Change	Absolute Change
Adult Criminal	968	▲	+28.4%	+214
Child Dependency	87	▲	+93.3%	+42
Child in Need of Services/Supervision	17	▲	-19.0%	-4
Custody and Visitation	865	▼	-0.3%	-3
Delinquency	372	▲	+43.1%	+112
Juvenile Miscellaneous	9	▲	-35.7%	-5
New to Workload Study	5	▼	-28.6%	-2
Other	518	▲	+22.5%	+95
Protective Orders	184	▲	+8.2%	+14
Support	368	▲	+20.3%	+62
Traffic	81	▲	+30.6%	+19
GRAND TOTAL	3,474	▲	18.6%	+544

* Compared to same time period as previous year

** Case Type Categories are defined in the 2017 Virginia Judicial Workload Assessment

The data reported reflect the case management system. The case types reported may not necessitate judicial involvement.

2024 Overall GRAND TOTAL	Distribution of Caseload	Change*	Percentage (%) of Caseload																											
1,135 +4 0.4% 	<table border="1"> <tr> <td>Adult</td> <td>548</td> <td>48%</td> <td>4.6% ▲</td> <td>+24</td> </tr> <tr> <td>Juvenile</td> <td>587</td> <td>52%</td> <td>-3.3% ▼</td> <td>-20</td> </tr> <tr> <td>GRAND TOTAL</td> <td>1,135</td> <td>100%</td> <td>0.4% ▲</td> <td>+4</td> </tr> </table>	Adult	548	48%	4.6% ▲	+24	Juvenile	587	52%	-3.3% ▼	-20	GRAND TOTAL	1,135	100%	0.4% ▲	+4		<table border="1"> <tr> <td></td> <td>2023</td> <td>2024</td> </tr> <tr> <td>Adult</td> <td>46.3%</td> <td>48.3%</td> </tr> <tr> <td>Juvenile</td> <td>53.7%</td> <td>51.7%</td> </tr> <tr> <td>GRAND TOTAL</td> <td>100%</td> <td>100%</td> </tr> </table>		2023	2024	Adult	46.3%	48.3%	Juvenile	53.7%	51.7%	GRAND TOTAL	100%	100%
Adult	548	48%	4.6% ▲	+24																										
Juvenile	587	52%	-3.3% ▼	-20																										
GRAND TOTAL	1,135	100%	0.4% ▲	+4																										
	2023	2024																												
Adult	46.3%	48.3%																												
Juvenile	53.7%	51.7%																												
GRAND TOTAL	100%	100%																												

Filings by Division & Code

Division	Case Type Description	Code	Summary	Change	% Change	Absolute Change	
Adult	Misdemeanor	CM	132	▲	+29.4%	+30	
	Felony	CF	93	▲	+102.2%	+47	
	Other	OT	90	▼	-13.5%	-14	
	Civil Support	VS	78	▼	-24.3%	-25	
	Show Cause	SC	60	▲	-13.0%	-9	
	Family Abuse - Protective Order	FP	50	▼	-10.7%	-6	
	Capias	CA	22	▲	+4.8%	+1	
	Motion - Protective Order	MP	12	▲	+9.1%	+1	
	Non-Family Abuse Protective Order	AP	5	▼	-16.7%	-1	
	Violation of Protective Order	PV	4	▲	+300.0%	+3	
	Remand Support	RS	2	↔		-	
	Restricted License for Non-Support	SL	0	▼	-100.0%	-2	
	Violation Family Abuse Protective Order	PS	0	▼	-100.0%	-1	
		Total		548	▲	4.6%	+24
Juvenile	Custody Visitation	CV	284	▼	-11.3%	-36	
	Misdemeanor	DM	64	▼	-4.5%	-3	
	Truancy	TR	64	▲	+23.1%	+12	
	Traffic	T	35	▲	+16.7%	+5	
	Status	ST	31	▲	+933.3%	+28	
	Felony	DF	16	▼	-27.3%	-6	
	Permanency Planning	PH	13	▲	+8.3%	+1	
	Foster Care Review	FC	12	▼	-20.0%	-3	
	Remand Custody	RC	9	↔		-	
	Remand Visitation	RV	9	▲	+12.5%	+1	
	Abuse and Neglect	AN	8	▼	-42.9%	-6	
	Initial Foster Care	IF	8	▼	-11.1%	-1	
	Child In Need of Services	CS	7	▼	-30.0%	-3	
	Non-Family Abuse Protective Order	AP	5	▼	-37.5%	-3	
	Paternity	PT	5	▲	+25.0%	+1	
	Relief of Custody	CR	5	▲	+400.0%	+4	
	Other	OT	3	▲	-	+3	
	Terminate Parental Rights	TP	3	▼	-57.1%	-4	
	Family Abuse - Protective Order	FP	2	▲	-	+2	
	Temporary Detention Order	TD	2	▼	-60.0%	-3	
	Emergency Custody Order	EC	1	▲	-	+1	
	Voluntary Continuing Services and Support Agree	VA	1	▼	-75.0%	-3	
	Entrustment	ET	0	▼	-100.0%	-2	
	Motion - Protective Order	MP	0	▼	-100.0%	-3	
	Show Cause	SC	0	▼	-100.0%	-1	
	Special Immigrant Juvenile Status	SI	0	▼	-100.0%	-1	
		Total		587	▼	-3.3%	-20
		GRAND TOTAL		1,135	▲	0.4%	+4

Filings by Major Case Category**

Category	Summary	Change	% Change	Absolute Change
Adult Criminal	278	▲	+27.5%	+60
Child Dependency	50	▲	-21.9%	-14

* Compared to same time period as previous year ** Case Type Categories are defined in the 2017 Virginia Judicial Workload Assessment

The data reported reflect the case management system. The case types reported may not necessitate judicial involvement.

Child in Need of Services/Supervision	71	▼	+14.5%	+9
Custody and Visitation	289	▲	-10.8%	-35
Delinquency	80	▼	-11.1%	-10
Juvenile Miscellaneous	31	▲	+933.3%	+28
New to Workload Study	0	▼	-100.0%	-1
Other	116	▲	-9.4%	-12
Protective Orders	74	▲	-11.9%	-10
Support	111	▼	-12.6%	-16
Traffic	35	▲	+16.7%	+5
GRAND TOTAL	1,135	▲	0.4%	+4

* Compared to same time period as previous year

** Case Type Categories are defined in the 2017 Virginia Judicial Workload Assessment

The data reported reflect the case management system. The case types reported may not necessitate judicial involvement.

2024 Overall GRAND TOTAL		Distribution of Caseload		Change*		Percentage (%) of Caseload			
798	+103 14.8%	Adult	450	56%	23.6% ▲	+86	Adult	52.4%	56.4%
2024	↑	Juvenile	348	44%	5.1% ▲	+17	Juvenile	47.6%	43.6%
2023		GRAND TOTAL	798	100%	14.8% ▲	+103	GRAND TOTAL	100%	100%

Filings by Division & Code

Division	Case Type Description	Code	Summary	Change	% Change	Absolute Change
Adult	Other	OT	102	▲	+52.2%	+35
	Misdemeanor	CM	91	▲	+7.1%	+6
	Show Cause	SC	90	▲	+45.2%	+28
	Civil Support	VS	65	↔		-
	Family Abuse - Protective Order	FP	46	▲	+48.4%	+15
	Felony	CF	31	▲	+121.4%	+17
	Capias	CA	16	▼	-30.4%	-7
	Motion - Protective Order	MP	3	↔		-
	Protective Order	PC	2	▼	-77.8%	-7
	Restricted License for Non-Support	SL	2	▲	+100.0%	+1
	Non-Family Abuse Protective Order	AP	1	▼	-75.0%	-3
	Remand Support	RS	1	▲	-	+1
		Total		450	▲	23.6%
Juvenile	Custody Visitation	CV	234	▲	+7.8%	+17
	Traffic	T	25	▲	+66.7%	+10
	Truancy	TR	20	▼	-13.0%	-3
	Misdemeanor	DM	17	▼	-15.0%	-3
	Felony	DF	12	▲	+50.0%	+4
	Foster Care Review	FC	11	▲	+37.5%	+3
	Abuse and Neglect	AN	7	↔		-
	Initial Foster Care	IF	6	▲	+200.0%	+4
	Paternity	PT	6	▲	+50.0%	+2
	Show Cause	SC	3	▲	-57.1%	-4
	Temporary Detention Order	TD	3	▼	-40.0%	-2
	Other	OT	1	▲	-	+1
	Permanency Planning	PH	1	▼	-66.7%	-2
	Remand Custody	RC	1	▼	-75.0%	-3
	Status	ST	1	▲	-	+1
	Child In Need of Services	CS	0	▼	-100.0%	-1
	Civil Violation	CI	0	▼	-100.0%	-2
	Motion - Protective Order	MP	0	▼	-100.0%	-1
	Non-Family Abuse Protective Order	AP	0	▼	-100.0%	-1
	Relief of Custody	CR	0	▼	-100.0%	-1
Terminate Parental Rights	TP	0	▼	-100.0%	-2	
	Total		348	▲	5.1%	+17
GRAND TOTAL			798	▲	14.8%	+103

Filings by Major Case Category**

Category	Summary	Change	% Change	Absolute Change
Adult Criminal	195	▲	+22.6%	+36
Child Dependency	25	▼	+8.7%	+2
Child in Need of Services/Supervision	21	▼	-32.3%	-10
Custody and Visitation	240	▲	+8.6%	+19
Delinquency	31	▲	+10.7%	+3
Juvenile Miscellaneous	1	▲	-	+1
New to Workload Study	0	▼	-100.0%	-2

* Compared to same time period as previous year ** Case Type Categories are defined in the 2017 Virginia Judicial Workload Assessment

The data reported reflect the case management system. The case types reported may not necessitate judicial involvement.

Other	108	▲	+42.1%	+32
Protective Orders	50	▼	+25.0%	+10
Support	102	▲	+2.0%	+2
Traffic	25	▲	+66.7%	+10
GRAND TOTAL	798	▲	14.8%	+103

* Compared to same time period as previous year

** Case Type Categories are defined in the 2017 Virginia Judicial Workload Assessment

The data reported reflect the case management system. The case types reported may not necessitate judicial involvement.

2024 Overall GRAND TOTAL		Distribution of Caseload		Change*		Percentage (%) of Caseload			
571 +66 13.1% 	Adult	287	50%	-5.3%	▼	-16	Adult	2023	2024
	Juvenile	284	50%	40.6%	▲	+82	Juvenile	60.0%	50.3%
GRAND TOTAL		571	100%	13.1%	▲	+66	GRAND TOTAL	100%	100%

Filings by Division & Code

Division	Case Type Description	Code	Summary	Change	% Change	Absolute Change
Adult	Civil Support	VS	64	▲	+10.3%	+6
	Other	OT	57	▼	-9.5%	-6
	Show Cause	SC	52	▲	+116.7%	+28
	Misdemeanor	CM	41	▼	-50.0%	-41
	Family Abuse - Protective Order	FP	39	▲	+2.6%	+1
	Felony	CF	14	↔		-
	Capias	CA	8	▼	-27.3%	-3
	Motion - Protective Order	MP	7	▲	+16.7%	+1
	Non-Family Abuse Protective Order	AP	2	▼	-71.4%	-5
	Violation Family Abuse Protective Order	PS	2	▲	-	+2
	Violation of Protective Order	PV	1	▲	-	+1
Total			287	▼	-5.3%	-16
Juvenile	Custody Visitation	CV	166	▲	+37.2%	+45
	Misdemeanor	DM	33	▲	+32.0%	+8
	Felony	DF	17	▲	+325.0%	+13
	Traffic	T	11	▲	+10.0%	+1
	Abuse and Neglect	AN	10	▲	+233.3%	+7
	Child In Need of Services	CS	6	▲	+200.0%	+4
	Motion - Protective Order	MP	6	▲	-	+6
	Paternity	PT	6	▲	+200.0%	+4
	Non-Family Abuse Protective Order	AP	5	▲	+25.0%	+1
	Truancy	TR	5	▲	+150.0%	+3
	Initial Foster Care	IF	4	▲	+300.0%	+3
	Other	OT	3	▲	+200.0%	+2
	Permanency Planning	PH	3	▼	-50.0%	-3
	Temporary Detention Order	TD	3	▲	+200.0%	+2
	Foster Care Review	FC	2	▼	-77.8%	-7
	Terminate Parental Rights	TP	2	↔		-
	Emergency Custody Order	EC	1	▲	-	+1
	Voluntary Continuing Services and Support Agree	VA	1	↔		-
	Civil Violation	CI	0	▼	-100.0%	-1
	Emancipation	EP	0	▼	-100.0%	-1
	Qualified Residential Treatment	QR	0	▼	-100.0%	-1
	Relief of Custody	CR	0	▼	-100.0%	-5
	Total			284	▲	40.6%
GRAND TOTAL			571	▲	13.1%	+66

Filings by Major Case Category**

Category	Summary	Change	% Change	Absolute Change
Adult Criminal	98	▲	-24.6%	-32
Child Dependency	22	▲	-21.4%	-6
Child in Need of Services/Supervision	11	▲	+175.0%	+7
Custody and Visitation	172	▲	+39.8%	+49
Delinquency	50	▲	+72.4%	+21
Juvenile Miscellaneous	0	▼	-100.0%	-1
New to Workload Study	0	▼	-100.0%	-1

* Compared to same time period as previous year

** Case Type Categories are defined in the 2017 Virginia Judicial Workload Assessment

The data reported reflect the case management system. The case types reported may not necessitate judicial involvement.

CPSS - JCMS CASELOAD STATISTICS OF THE JUVENILE & DOMESTIC RELATIONS DISTRICT COURTS
 January 2024 thru October 2024 Filings (Compared to January 2023 thru October 2023)

Charlotte

District: 10 FIPS: 037

Other	64	▲	-1.5%	-1
Protective Orders	59	▲	+7.3%	+4
Support	84	▲	+42.4%	+25
Traffic	11	▲	+10.0%	+1
GRAND TOTAL	571	▲	13.1%	+66

* Compared to same time period as previous year

** Case Type Categories are defined in the 2017 Virginia Judicial Workload Assessment

The data reported reflect the case management system. The case types reported may not necessitate judicial involvement.

2024 Overall GRAND TOTAL		Distribution of Caseload		Change*		Percentage (%) of Caseload		
475	-23 -4.6%	Adult	250 53%	-2.7% ▼	-7	Adult	2023 51.6%	2024 52.6%
2024		Juvenile	225 47%	-6.6% ▼	-16	Juvenile	48.4%	47.4%
2023		GRAND TOTAL	475 100%	-4.6% ▼	-23	GRAND TOTAL	100%	100%

Filings by Division & Code

Division	Case Type Description	Code	Summary	Change	% Change	Absolute Change
Adult	Civil Support	VS	54	↔		-
	Show Cause	SC	54	▲	+8.0%	+4
	Other	OT	40	▼	-21.6%	-11
	Misdemeanor	CM	35	▼	-31.4%	-16
	Family Abuse - Protective Order	FP	34	▲	+142.9%	+20
	Felony	CF	12	▲	+20.0%	+2
	Capias	CA	9	▲	-50.0%	-9
	Motion - Protective Order	MP	6	▲	+100.0%	+3
	Non-Family Abuse Protective Order	AP	4	▲	+100.0%	+2
	Violation of Protective Order	PV	2	▼	-50.0%	-2
	Total		250	▼	-2.7%	-7
Juvenile	Custody Visitation	CV	138	▼	-5.5%	-8
	Misdemeanor	DM	26	▲	+116.7%	+14
	Traffic	T	15	▼	-34.8%	-8
	Motion - Protective Order	MP	12	▲	+50.0%	+4
	Abuse and Neglect	AN	9	▼	-66.7%	-18
	Truancy	TR	5	▲	+150.0%	+3
	Non-Family Abuse Protective Order	AP	3	▲	+200.0%	+2
	Paternity	PT	3	↔		-
	Family Abuse - Protective Order	FP	2	▲	-	+2
	Initial Foster Care	IF	2	▲	-	+2
	Relief of Custody	CR	2	▲	-	+2
	Remand Visitation	RV	2	▲	-	+2
	Status	ST	2	▲		-
	Capias	CA	1	▲	-	+1
	Child In Need of Services	CS	1	↔		-
	Emergency Custody Order	EC	1	▲	-	+1
	Temporary Detention Order	TD	1	↔		-
	Civil Violation	CI	0	▼	-100.0%	-1
	Felony	DF	0	▼	-100.0%	-1
	Foster Care Review	FC	0	▼	-100.0%	-6
	Permanency Planning	PH	0	▼	-100.0%	-3
	Show Cause	SC	0	▼	-100.0%	-3
Voluntary Continuing Services and Support Agreen	VA	0	▼	-100.0%	-1	
	Total		225	▼	-6.6%	-16
GRAND TOTAL			475	▼	-4.6%	-23

Filings by Major Case Category**

Category	Summary	Change	% Change	Absolute Change
Adult Criminal	84	▼	-32.3%	-40
Child Dependency	13	▲	-64.9%	-24
Child in Need of Services/Supervision	6	▲	+100.0%	+3
Custody and Visitation	142	▲	-4.7%	-7
Delinquency	26	▼	+62.5%	+10
Juvenile Miscellaneous	2	▲		0
New to Workload Study	0	▼	-100.0%	-1

* Compared to same time period as previous year ** Case Type Categories are defined in the 2017 Virginia Judicial Workload Assessment

The data reported reflect the case management system. The case types reported may not necessitate judicial involvement.

CPSS - JCMS CASELOAD STATISTICS OF THE JUVENILE & DOMESTIC RELATIONS DISTRICT COURTS
 January 2024 thru October 2024 Filings (Compared to January 2023 thru October 2023)

Cumberland

District: 10 FIPS: 049

Other	44	▲	-15.4%	-8
Protective Orders	61	▲	+117.9%	+33
Support	82	▲	+30.2%	+19
Traffic	15	▼	-34.8%	-8
GRAND TOTAL	475	▼	-4.6%	-23

* Compared to same time period as previous year

** Case Type Categories are defined in the 2017 Virginia Judicial Workload Assessment

The data reported reflect the case management system. The case types reported may not necessitate judicial involvement.

2024 Overall GRAND TOTAL		Distribution of Caseload		Change*		Percentage (%) of Caseload			
1,739 -2 -0.1% 	Adult	930	53%	-11.4%	▼	-120	Adult	2023: 60.3%	2024: 53.5%
	Juvenile	809	47%	17.1%	▲	+118	Juvenile	2023: 39.7%	2024: 46.5%
GRAND TOTAL		1,739	100%	-0.1%	▼	-2	GRAND TOTAL	100%	100%

Filings by Division & Code

Division	Case Type Description	Code	Summary	Change	% Change	Absolute Change	
Adult	Misdemeanor	CM	206	▼	-17.9%	-45	
	Civil Support	VS	192	▼	-23.5%	-59	
	Show Cause	SC	172	▲	-5.0%	-9	
	Other	OT	141	▲	-19.0%	-33	
	Family Abuse - Protective Order	FP	86	▲	+11.7%	+9	
	Felony	CF	61	▼	-6.2%	-4	
	Capias	CA	43	▲	+43.3%	+13	
	Non-Family Abuse Protective Order	AP	9	▲	+28.6%	+2	
	Remand Support	RS	9	▲	+200.0%	+6	
	Violation of Protective Order	PV	4	▲	+100.0%	+2	
	Violation Family Abuse Protective Order	PS	3	▲	+200.0%	+2	
	Motion - Protective Order	MP	2	↔		-	
	Restricted License for Non-Support	SL	2	↔		-	
	Criminal Support	CS	0	▼	-100.0%	-4	
Total			930	▼	-11.4%	-120	
Juvenile	Custody Visitation	CV	474	▲	+27.1%	+101	
	Misdemeanor	DM	108	▲	+12.5%	+12	
	Felony	DF	41	▼	-10.9%	-5	
	Traffic	T	35	▼	-14.6%	-6	
	Paternity	PT	28	▼	-9.7%	-3	
	Motion - Protective Order	MP	14	▲	+40.0%	+4	
	Voluntary Continuing Services and Support Agreen	VA	11	▲	+22.2%	+2	
	Remand Custody	RC	10	▲	+25.0%	+2	
	Remand Visitation	RV	10	▲	+150.0%	+6	
	Truancy	TR	10	▲	+150.0%	+6	
	Child In Need of Services	CS	8	▲	+60.0%	+3	
	Relief of Custody	CR	8	▲	+166.7%	+5	
	Terminate Parental Rights	TP	8	▲	+700.0%	+7	
	Civil Violation	CI	7	▲	+16.7%	+1	
	Temporary Detention Order	TD	6	▼	-14.3%	-1	
	Permanency Planning	PH	5	▼	-54.5%	-6	
	Emergency Custody Order	EC	4	▲	+100.0%	+2	
	Non-Family Abuse Protective Order	AP	4	▼	-20.0%	-1	
	Other	OT	4	↔		-	
	Abuse and Neglect	AN	3	▼	-70.0%	-7	
	Capias	CA	3	▲	-	+3	
	Foster Care Review	FC	3	▼	-70.0%	-7	
	Emancipation	EP	1	▲	-	+1	
	Family Abuse - Protective Order	FP	1	▲	-	+1	
	Initial Foster Care	IF	1	▲	-	+1	
	Qualified Residential Treatment	QR	1	↔		-	
	Status	ST	1	▼	-75.0%	-3	
	Total			809	▲	17.1%	+118
	GRAND TOTAL			1,739	▼	-0.1%	-2

* Compared to same time period as previous year

** Case Type Categories are defined in the 2017 Virginia Judicial Workload Assessment

The data reported reflect the case management system. The case types reported may not necessitate judicial involvement.

Filings by Major Case Category**

Category	Summary	Change	% Change	Absolute Change
Adult Criminal	421	▲	-13.2%	-64
Child Dependency	40	▲	-11.1%	-5
Child in Need of Services/Supervision	18	▲	+100.0%	+9
Custody and Visitation	502	▲	+24.3%	+98
Delinquency	152	▲	+7.0%	+10
Juvenile Miscellaneous	2	▲	-50.0%	-2
New to Workload Study	7	▲	+16.7%	+1
Other	184	▲	-8.9%	-18
Protective Orders	116	▲	+14.9%	+15
Support	262	▼	-13.2%	-40
Traffic	35	▼	-14.6%	-6
GRAND TOTAL	1,739	▼	-0.1%	-2

* Compared to same time period as previous year

** Case Type Categories are defined in the 2017 Virginia Judicial Workload Assessment

The data reported reflect the case management system. The case types reported may not necessitate judicial involvement.

2024 Overall GRAND TOTAL	Distribution of Caseload	Change*	Percentage (%) of Caseload																								
657 2024 ▲ +4 2023 ■	<table border="1"> <tr> <td>Adult</td> <td>343</td> <td>52%</td> <td>2.4% ▲</td> <td>+8</td> </tr> <tr> <td>Juvenile</td> <td>314</td> <td>48%</td> <td>-1.3% ▼</td> <td>-4</td> </tr> <tr> <td>GRAND TOTAL</td> <td>657</td> <td>100%</td> <td>0.6% ▲</td> <td>+4</td> </tr> </table>	Adult	343	52%	2.4% ▲	+8	Juvenile	314	48%	-1.3% ▼	-4	GRAND TOTAL	657	100%	0.6% ▲	+4		<table border="1"> <tr> <td>Adult</td> <td>2023: 51.3%</td> <td>2024: 52.2%</td> </tr> <tr> <td>Juvenile</td> <td>2023: 48.7%</td> <td>2024: 47.8%</td> </tr> <tr> <td>GRAND TOTAL</td> <td>100%</td> <td>100%</td> </tr> </table>	Adult	2023: 51.3%	2024: 52.2%	Juvenile	2023: 48.7%	2024: 47.8%	GRAND TOTAL	100%	100%
Adult	343	52%	2.4% ▲	+8																							
Juvenile	314	48%	-1.3% ▼	-4																							
GRAND TOTAL	657	100%	0.6% ▲	+4																							
Adult	2023: 51.3%	2024: 52.2%																									
Juvenile	2023: 48.7%	2024: 47.8%																									
GRAND TOTAL	100%	100%																									

Filings by Division & Code

Division	Case Type Description	Code	Summary	Change	% Change	Absolute Change
Adult	Civil Support	VS	87	▲	+2.4%	+2
	Misdemeanor	CM	82	▲	+22.4%	+15
	Other	OT	49	▼	-9.3%	-5
	Show Cause	SC	49	▼	-25.8%	-17
	Family Abuse - Protective Order	FP	37	▲	+27.6%	+8
	Felony	CF	17	▲	+6.3%	+1
	Capias	CA	11	▲	-8.3%	-1
	Violation of Protective Order	PV	5	▲	-	+5
	Motion - Protective Order	MP	4	▲	+33.3%	+1
	Non-Family Abuse Protective Order	AP	2	▼	-33.3%	-1
	Total		343	▲	2.4%	+8
Juvenile	Custody Visitation	CV	176	▲	+8.6%	+14
	Misdemeanor	DM	59	▲	+15.7%	+8
	Traffic	T	14	▲	+16.7%	+2
	Abuse and Neglect	AN	9	▼	-10.0%	-1
	Felony	DF	9	▼	-57.1%	-12
	Permanency Planning	PH	7	▲	-	+7
	Child In Need of Services	CS	6	▲	+200.0%	+4
	Truancy	TR	6	▼	-53.8%	-7
	Entrustment	ET	5	▲	-	+5
	Status	ST	4	▼	-55.6%	-5
	Foster Care Review	FC	3	▼	-62.5%	-5
	Temporary Detention Order	TD	3	↔	-	-
	Terminate Parental Rights	TP	3	▲	-	+3
	Civil Violation	CI	2	↔	-	-
	Paternity	PT	2	▼	-77.8%	-7
	Show Cause	SC	2	▲	-	+2
	Initial Foster Care	IF	1	▼	-75.0%	-3
	Motion - Protective Order	MP	1	▲	-	+1
	Non-Family Abuse Protective Order	AP	1	▼	-83.3%	-5
	Voluntary Continuing Services and Support Agree	VA	1	↔	-	-
Other	OT	0	▼	-100.0%	-3	
Relief of Custody	CR	0	▼	-100.0%	-2	
	Total		314	▼	-1.3%	-4
GRAND TOTAL			657	▲	0.6%	+4

Filings by Major Case Category**

Category	Summary	Change	% Change	Absolute Change
Adult Criminal	150	▲		0
Child Dependency	29	▲	+16.0%	+4
Child in Need of Services/Supervision	12	▲	-20.0%	-3
Custody and Visitation	178	▼	+4.1%	+7
Delinquency	70	▲	-2.8%	-2
Juvenile Miscellaneous	4	▼	-55.6%	-5
New to Workload Study	2	↔		0
Other	52	▼	-13.3%	-8

* Compared to same time period as previous year ** Case Type Categories are defined in the 2017 Virginia Judicial Workload Assessment

The data reported reflect the case management system. The case types reported may not necessitate judicial involvement.

Protective Orders	45	▲	+9.8%	+4
Support	101	▲	+5.2%	+5
Traffic	14	▲	+16.7%	+2
GRAND TOTAL	657	▲	0.6%	+4

* Compared to same time period as previous year

** Case Type Categories are defined in the 2017 Virginia Judicial Workload Assessment

The data reported reflect the case management system. The case types reported may not necessitate judicial involvement.

2024 Overall GRAND TOTAL		Distribution of Caseload		Change*		Percentage (%) of Caseload		
1,647	-108 -6.2%	Adult	811 49%	-3.9% ▼	-33	Adult	48.1%	49.2%
2024		Juvenile	836 51%	-8.2% ▼	-75	Juvenile	51.9%	50.8%
2023		GRAND TOTAL	1,647 100%	-6.2% ▼	-108	GRAND TOTAL	100%	100%

Filings by Division & Code

Division	Case Type Description	Code	Summary	Change	% Change	Absolute Change
Adult	Civil Support	VS	180	▼	-8.6%	-17
	Show Cause	SC	154	▲	+2.0%	+3
	Misdemeanor	CM	145	▼	-5.8%	-9
	Other	OT	114	▲	-16.8%	-23
	Family Abuse - Protective Order	FP	76	▼	-2.6%	-2
	Felony	CF	73	▲	+37.7%	+20
	Capias	CA	29	▼	-17.1%	-6
	Motion - Protective Order	MP	15	▲	+25.0%	+3
	Remand Support	RS	9	▲	+12.5%	+1
	Non-Family Abuse Protective Order	AP	7	▲	+40.0%	+2
	Violation of Protective Order	PV	4	▼	-55.6%	-5
	Protective Order	PC	3	▲	-	+3
	Restricted License for Non-Support	SL	1	▼	-50.0%	-1
	Violation Family Abuse Protective Order	PS	1	▲	-	+1
	Bond Forfeiture	BF	0	▼	-100.0%	-2
Criminal Support	CS	0	▼	-100.0%	-1	
	Total		811	▼	-3.9%	-33
Juvenile	Custody Visitation	CV	406	▼	-9.6%	-43
	Misdemeanor	DM	114	▼	-0.9%	-1
	Motion - Protective Order	MP	62	▲	+19.2%	+10
	Traffic	T	59	▲	+13.5%	+7
	Paternity	PT	49	▲	+19.5%	+8
	Felony	DF	18	▼	-30.8%	-8
	Abuse and Neglect	AN	16	▼	-42.9%	-12
	Remand Custody	RC	15	▼	-16.7%	-3
	Remand Visitation	RV	15	▲	+15.4%	+2
	Truancy	TR	15	▲	+275.0%	+11
	Status	ST	12	▼	-50.0%	-12
	Permanency Planning	PH	11	▼	-8.3%	-1
	Child In Need of Services	CS	10	▼	-41.2%	-7
	Terminate Parental Rights	TP	9	▼	-18.2%	-2
	Foster Care Review	FC	8	▼	-11.1%	-1
	Initial Foster Care	IF	6	▼	-60.0%	-9
	Emergency Custody Order	EC	3	▲	-	+3
	Civil Violation	CI	2	▲	-	+2
	Temporary Detention Order	TD	2	▼	-60.0%	-3
	Entrustment	ET	1	▼	-75.0%	-3
	Non-Family Abuse Protective Order	AP	1	▼	-80.0%	-4
	Relief of Custody	CR	1	▼	-85.7%	-6
	Voluntary Continuing Services and Support Agree	VA	1	↔	-	-
	Child at Risk	RI	0	▼	-100.0%	-1
	Other	OT	0	▼	-100.0%	-1
	Qualified Residential Treatment	QR	0	▼	-100.0%	-1
		Total		836	▼	-8.2%
GRAND TOTAL			1,647	▼	-6.2%	-108

* Compared to same time period as previous year

** Case Type Categories are defined in the 2017 Virginia Judicial Workload Assessment

The data reported reflect the case management system. The case types reported may not necessitate judicial involvement.

Filings by Major Case Category**

Category	Summary	Change	% Change	Absolute Change
Adult Criminal	342	▲	-5.3%	-19
Child Dependency	53	▼	-40.4%	-36
Child in Need of Services/Supervision	25	▲	+19.0%	+4
Custody and Visitation	455	▲	-7.1%	-35
Delinquency	132	▼	-6.4%	-9
Juvenile Miscellaneous	12	▼	-50.0%	-12
New to Workload Study	2	▲	-	+2
Other	158	▲	-13.2%	-24
Protective Orders	161	▲	+5.9%	+9
Support	248	▼	+2.1%	+5
Traffic	59	▲	+13.5%	+7
GRAND TOTAL	1,647	▼	-6.2%	-108

* Compared to same time period as previous year

** Case Type Categories are defined in the 2017 Virginia Judicial Workload Assessment

The data reported reflect the case management system. The case types reported may not necessitate judicial involvement.

2024 Overall GRAND TOTAL		Distribution of Caseload		Change*		Percentage (%) of Caseload		
938	-57 -5.7%	Adult	506 54%	-9.8% ▼	-55	Adult	2023 56.4%	2024 53.9%
2024		Juvenile	432 46%	-0.5% ▼	-2	Juvenile	43.6%	46.1%
2023		GRAND TOTAL	938 100%	-5.7% ▼	-57	GRAND TOTAL	100%	100%

Filings by Division & Code

Division	Case Type Description	Code	Summary	Change	% Change	Absolute Change
Adult	Civil Support	VS	113	▼	-5.0%	-6
	Show Cause	SC	101	▲	-8.2%	-9
	Misdemeanor	CM	89	▼	-21.9%	-25
	Other	OT	84	▼	-24.3%	-27
	Family Abuse - Protective Order	FP	47	▲	+38.2%	+13
	Felony	CF	32	↔		-
	Capias	CA	26	↔		-
	Motion - Protective Order	MP	9	▲	+28.6%	+2
	Non-Family Abuse Protective Order	AP	3	▼	-62.5%	-5
	Protective Order	PC	1	▲	-	+1
	Restricted License for Non-Support	SL	1	▲	-	+1
	Total		506	▼	-9.8%	-55
Juvenile	Custody Visitation	CV	259	▼	-13.1%	-39
	Misdemeanor	DM	48	▲	+45.5%	+15
	Traffic	T	36	▼	-25.0%	-12
	Felony	DF	28	▲	+133.3%	+16
	Motion - Protective Order	MP	12	▲	+1,100.0%	+11
	Paternity	PT	11	▲	+83.3%	+5
	Temporary Detention Order	TD	7	▲	+75.0%	+3
	Child In Need of Services	CS	6	↔		-
	Abuse and Neglect	AN	5	▼	-44.4%	-4
	Truancy	TR	4	▲	+33.3%	+1
	Capias	CA	3	▲	+200.0%	+2
	Emergency Custody Order	EC	2	▲	+100.0%	+1
	Non-Family Abuse Protective Order	AP	2	▲	-	+2
	Permanency Planning	PH	2	▲	-	+2
	Remand Custody	RC	2	▲	+100.0%	+1
	Show Cause	SC	2	▼	-66.7%	-4
	Civil Violation	CI	1	▲	-	+1
	Foster Care Review	FC	1	▼	-66.7%	-2
	Remand Visitation	RV	1	▲	-	+1
	Terminate Parental Rights	TP	0	▼	-100.0%	-2
	Total		432	▼	-0.5%	-2
GRAND TOTAL			938	▼	-5.7%	-57

Filings by Major Case Category**

Category	Summary	Change	% Change	Absolute Change
Adult Criminal	179	▲	-26.3%	-64
Child Dependency	8	▲	-42.9%	-6
Child in Need of Services/Supervision	10	▼	-9.1%	-1
Custody and Visitation	270	▲	-11.2%	-34
Delinquency	81	▲	+62.0%	+31
New to Workload Study	1	▲	-	+1
Other	96	▲	-17.9%	-21
Protective Orders	73	▲	+46.0%	+23
Support	184	▲	+16.5%	+26

* Compared to same time period as previous year ** Case Type Categories are defined in the 2017 Virginia Judicial Workload Assessment

The data reported reflect the case management system. The case types reported may not necessitate judicial involvement.

Traffic	36	▼	-25.0%	-12
GRAND TOTAL	938	▼	-5.7%	-57

2024 Overall GRAND TOTAL		Distribution of Caseload		Change*		Percentage (%) of Caseload		
703 +55 8.5% 	Adult Juvenile GRAND TOTAL	386	55%	26.6% ▲	+81	Adult Juvenile GRAND TOTAL	2023 47.1% 52.9% 100%	2024 54.9% 45.1% 100%
		317	45%	-7.6% ▼	-26	8.5% ▲	+55	100%

Filings by Division & Code

Division	Case Type Description	Code	Summary	Change	% Change	Absolute Change
Adult	Misdemeanor	CM	92	▲	+58.6%	+34
	Civil Support	VS	78	▲	+16.4%	+11
	Other	OT	71	▲	+36.5%	+19
	Show Cause	SC	53	▲	-	-
	Felony	CF	34	▲	+142.9%	+20
	Family Abuse - Protective Order	FP	27	▲	+8.0%	+2
	Capias	CA	19	▼	-20.8%	-5
	Motion - Protective Order	MP	5	↔	-	-
	Remand Support	RS	4	▲	+33.3%	+1
	Non-Family Abuse Protective Order	AP	3	▲	+50.0%	+1
	Protective Order	PC	0	▼	-100.0%	-1
	Restricted License for Non-Support	SL	0	▼	-100.0%	-1
	Total			386	▲	26.6%
Juvenile	Custody Visitation	CV	158	▼	-25.8%	-55
	Show Cause	SC	64	▲	+77.8%	+28
	Misdemeanor	DM	24	↔	-	-
	Truancy	TR	23	▲	+91.7%	+11
	Felony	DF	9	▼	-18.2%	-2
	Remand Custody	RC	9	▼	-10.0%	-1
	Paternity	PT	4	↔	-	-
	Terminate Parental Rights	TP	4	▲	-	+4
	Traffic	T	4	▼	-50.0%	-4
	Foster Care Review	FC	3	▲	+200.0%	+2
	Non-Family Abuse Protective Order	AP	2	↔	-	-
	Remand Visitation	RV	2	▲	-	+2
	Special Immigrant Juvenile Status	SI	2	▲	-	+2
	Temporary Detention Order	TD	2	▲	+100.0%	+1
	Voluntary Continuing Services and Support Agree	VA	2	↔	-	-
	Child In Need of Services	CS	1	▼	-50.0%	-1
	Emergency Custody Order	EC	1	▲	-	+1
	Initial Foster Care	IF	1	▲	-	+1
	Permanency Planning	PH	1	▼	-85.7%	-6
	Status	ST	1	▲	-	+1
	Motion - Protective Order	MP	0	▼	-100.0%	-3
	Other	OT	0	▼	-100.0%	-2
	Qualified Residential Treatment	QR	0	▼	-100.0%	-4
Relief of Custody	CR	0	▼	-100.0%	-1	
Total			317	▼	-7.6%	-26
GRAND TOTAL			703	▲	8.5%	+55

Filings by Major Case Category**

Category	Summary	Change	% Change	Absolute Change
Adult Criminal	175	▲	+25.9%	+36
Child Dependency	11	▲	-26.7%	-4
Child in Need of Services/Supervision	24	▲	+71.4%	+10
Custody and Visitation	162	▼	-25.3%	-55
Delinquency	97	▲	+36.6%	+26

* Compared to same time period as previous year ** Case Type Categories are defined in the 2017 Virginia Judicial Workload Assessment

The data reported reflect the case management system. The case types reported may not necessitate judicial involvement.

CPSS - JCMS CASELOAD STATISTICS OF THE JUVENILE & DOMESTIC RELATIONS DISTRICT COURTS
 January 2024 thru October 2024 Filings (Compared to January 2023 thru October 2023)

Juvenile Miscellaneous	1	▲	-	+1
New to Workload Study	2	▲	-	+2
Other	89	▲	+30.9%	+21
Protective Orders	37	▼		0
Support	101	▲	+27.8%	+22
Traffic	4	▼	-50.0%	-4
GRAND TOTAL	703	▲	8.5%	+55

* Compared to same time period as previous year

** Case Type Categories are defined in the 2017 Virginia Judicial Workload Assessment

The data reported reflect the case management system. The case types reported may not necessitate judicial involvement.

2024 Overall GRAND TOTAL		Distribution of Caseload			Change*		Percentage (%) of Caseload		
1,741 +45 2.7% 		Adult	930	53%	4.0% ▲	+36	Adult	52.7%	53.4%
		Juvenile	811	47%	1.1% ▲	+9	Juvenile	47.3%	46.6%
		GRAND TOTAL	1,741	100%	2.7% ▲	+45	GRAND TOTAL	100%	100%

Filings by Division & Code

Division	Case Type Description	Code	Summary	Change	% Change	Absolute Change	
Adult	Misdemeanor	CM	206	▼	-16.6%	-41	
	Other	OT	174	▼	-2.2%	-4	
	Show Cause	SC	160	▲	+44.1%	+49	
	Civil Support	VS	157	▲	+0.6%	+1	
	Felony	CF	108	▲	+61.2%	+41	
	Capias	CA	58	▲	+28.9%	+13	
	Family Abuse - Protective Order	FP	54	▼	-19.4%	-13	
	Non-Family Abuse Protective Order	AP	7	▼	-22.2%	-2	
	Motion - Protective Order	MP	5	▼	-61.5%	-8	
	Criminal Support	CS	1	▲	-	+1	
	Restricted License for Non-Support	SL	0	▼	-100.0%	-1	
	Total		930	▲	4.0%	+36	
Juvenile	Custody Visitation	CV	490	▼	-2.6%	-13	
	Misdemeanor	DM	116	▲	+43.2%	+35	
	Traffic	T	44	▼	-18.5%	-10	
	Abuse and Neglect	AN	33	▲	+266.7%	+24	
	Permanency Planning	PH	22	▲	+15.8%	+3	
	Foster Care Review	FC	21	▲	+110.0%	+11	
	Felony	DF	15	▼	-70.6%	-36	
	Initial Foster Care	IF	14	▲	+133.3%	+8	
	Terminate Parental Rights	TP	14	▲	+16.7%	+2	
	Paternity	PT	8	▼	-60.0%	-12	
	Emergency Custody Order	EC	6	▲	+500.0%	+5	
	Temporary Detention Order	TD	6	▼	-14.3%	-1	
	Child In Need of Services	CS	4	▼	-50.0%	-4	
	Other	OT	4	▲	+300.0%	+3	
	Show Cause	SC	4	▼	-50.0%	-4	
	Capias	CA	3	▼	-40.0%	-2	
	Truancy	TR	2	▲	+100.0%	+1	
	Non-Family Abuse Protective Order	AP	1	▼	-50.0%	-1	
	Relief of Custody	CR	1	↔	-	-	
	Restricted Operators License	RL	1	▲	-	+1	
	Special Immigrant Juvenile Status	SI	1	↔	-	-	
	Voluntary Continuing Services and Support Agreen	VA	1	▲	-	+1	
	Emancipation	EP	0	▼	-100.0%	-1	
	Violation Family Abuse Protective Order	PS	0	▼	-100.0%	-1	
		Total		811	▲	1.1%	+9
		GRAND TOTAL		1,741	▲	2.7%	+45

Filings by Major Case Category**

Category	Summary	Change	% Change	Absolute Change
Adult Criminal	464	▲	+10.5%	+44
Child Dependency	106	▲	+86.0%	+49
Child in Need of Services/Supervision	6	▲	-33.3%	-3
Custody and Visitation	498	▼	-4.8%	-25
Delinquency	138	▼	-5.5%	-8
Juvenile Miscellaneous	0	▼	-100.0%	-1

* Compared to same time period as previous year ** Case Type Categories are defined in the 2017 Virginia Judicial Workload Assessment

The data reported reflect the case management system. The case types reported may not necessitate judicial involvement.

New to Workload Study	1	↔		0
Other	190	▲	+1.6%	+3
Protective Orders	67	▼	-26.4%	-24
Support	226	▲	+9.2%	+19
Traffic	45	▲	-16.7%	-9
GRAND TOTAL	1,741	▲	2.7%	+45

* Compared to same time period as previous year

** Case Type Categories are defined in the 2017 Virginia Judicial Workload Assessment

The data reported reflect the case management system. The case types reported may not necessitate judicial involvement.

2024 Overall GRAND TOTAL		Distribution of Caseload			Change*		Percentage (%) of Caseload		
783	-31 -3.8%	Adult	446	57%	11.2% ▲	+45	Adult	49.3%	57.0%
2024		Juvenile	337	43%	-18.4% ▼	-76	Juvenile	50.7%	43.0%
2023		GRAND TOTAL	783	100%	-3.8% ▼	-31	GRAND TOTAL	100%	100%

Filings by Division & Code

Division	Case Type Description	Code	Summary	Change	% Change	Absolute Change
Adult	Misdemeanor	CM	112	▲	+25.8%	+23
	Other	OT	83	▼	+1.2%	+1
	Civil Support	VS	80	▼	-5.9%	-5
	Show Cause	SC	79	▲	+51.9%	+27
	Capias	CA	31	▲	+6.9%	+2
	Felony	CF	26	▲	+8.3%	+2
	Family Abuse - Protective Order	FP	19	▼	-34.5%	-10
	Motion - Protective Order	MP	7	▲	+75.0%	+3
	Violation of Protective Order	PV	3	▼	-50.0%	-3
	Non-Family Abuse Protective Order	AP	2	▲	+100.0%	+1
	Remand Support	RS	2	▲	-	+2
	Emergency Substantial Risk Order	SR	1	▲	-	+1
	Protective Order	PC	1	▲	-	+1
	Total		446	▲	11.2%	+45
Juvenile	Custody Visitation	CV	179	▼	-18.3%	-40
	Misdemeanor	DM	38	▼	-33.3%	-19
	Show Cause	SC	37	▲	+85.0%	+17
	Abuse and Neglect	AN	21	▲	+200.0%	+14
	Truancy	TR	19	▲	+11.8%	+2
	Traffic	T	12	▼	-45.5%	-10
	Felony	DF	7	▼	-50.0%	-7
	Motion - Protective Order	MP	5	▲	+400.0%	+4
	Child In Need of Services	CS	4	▲	+100.0%	+2
	Voluntary Continuing Services and Support Agreem	VA	3	▼	-57.1%	-4
	Civil Violation	CI	2	▼	-33.3%	-1
	Temporary Detention Order	TD	2	▲	+100.0%	+1
	Foster Care Review	FC	1	▼	-75.0%	-3
	Initial Foster Care	IF	1	↔	-	-
	Non-Family Abuse Protective Order	AP	1	▼	-66.7%	-2
	Other	OT	1	▼	-85.7%	-6
	Paternity	PT	1	▼	-83.3%	-5
	Remand Custody	RC	1	▼	-50.0%	-1
	Remand Visitation	RV	1	▲	-	+1
	Status	ST	1	▲	-50.0%	-1
	Permanency Planning	PH	0	▼	-100.0%	-11
	Qualified Residential Treatment	QR	0	▼	-100.0%	-1
	Terminate Parental Rights	TP	0	▼	-100.0%	-6
	Total		337	▼	-18.4%	-76
	GRAND TOTAL		783	▼	-3.8%	-31

Filings by Major Case Category**

Category	Summary	Change	% Change	Absolute Change
Adult Criminal	210	▲	+19.3%	+34
Child Dependency	26	▼	-29.7%	-11
Child in Need of Services/Supervision	23	▲	+21.1%	+4
Custody and Visitation	180	▼	-20.0%	-45
Delinquency	82	▲	-9.9%	-9

* Compared to same time period as previous year ** Case Type Categories are defined in the 2017 Virginia Judicial Workload Assessment

The data reported reflect the case management system. The case types reported may not necessitate judicial involvement.

Juvenile Miscellaneous	1	▲	-50.0%	-1
New to Workload Study	3	▲		0
Other	90	▲	-2.2%	-2
Protective Orders	34	▲	-10.5%	-4
Support	122	▲	+11.9%	+13
Traffic	12	▼	-45.5%	-10
GRAND TOTAL	783	▼	-3.8%	-31

* Compared to same time period as previous year

** Case Type Categories are defined in the 2017 Virginia Judicial Workload Assessment

The data reported reflect the case management system. The case types reported may not necessitate judicial involvement.

2024 Overall GRAND TOTAL		Distribution of Caseload		Change*		Percentage (%) of Caseload			
2,795	+149 5.6%	Adult	1,853	66%	15.4% ▲	+247	Adult	60.7%	66.3%
2024		Juvenile	942	34%	-9.4% ▼	-98	Juvenile	39.3%	33.7%
2023		GRAND TOTAL	2,795	100%	5.6% ▲	+149	GRAND TOTAL	100%	100%

Filings by Division & Code

Division	Case Type Description	Code	Summary	Change	% Change	Absolute Change
Adult	Misdemeanor	CM	565	▲	+26.1%	+117
	Other	OT	451	▲	+14.8%	+58
	Civil Support	VS	322	▲	+49.1%	+106
	Felony	CF	133	▲	+14.7%	+17
	Show Cause	SC	133	▼	-26.5%	-48
	Capias	CA	128	▲	-3.8%	-5
	Family Abuse - Protective Order	FP	97	▲	+14.1%	+12
	Motion - Protective Order	MP	9	▼	-30.8%	-4
	Violation of Protective Order	PV	7	▼	-12.5%	-1
	Non-Family Abuse Protective Order	AP	3	▲	+50.0%	+1
	Bond Forfeiture	BF	2	▼	-75.0%	-6
	Protective Order	PC	2	▲	-	+2
	Restricted License for Non-Support	SL	1	▼	-50.0%	-1
	Remand Support	RS	0	▼	-100.0%	-1
	Total		1,853	▲	15.4%	+247
Juvenile	Custody Visitation	CV	522	▼	-4.6%	-25
	Misdemeanor	DM	90	▲	+7.1%	+6
	Mental Commitment	MC	89	▼	-32.1%	-42
	Felony	DF	56	▲	+1.8%	+1
	Traffic	T	23	▼	-51.1%	-24
	Permanency Planning	PH	22	▲	+266.7%	+16
	Show Cause	SC	21	▲	+50.0%	+7
	Truancy	TR	17	▲	+6.3%	+1
	Abuse and Neglect	AN	16	▼	-44.8%	-13
	Foster Care Review	FC	12	▼	-42.9%	-9
	Paternity	PT	12	▼	-20.0%	-3
	Temporary Detention Order	TD	10	▲	+11.1%	+1
	Emergency Custody Order	EC	9	▲	+125.0%	+5
	Initial Foster Care	IF	7	▼	-56.3%	-9
	Status	ST	7	▲	+133.3%	+4
	Non-Family Abuse Protective Order	AP	5	▼	-58.3%	-7
	Special Immigrant Juvenile Status	SI	5	▼	-16.7%	-1
	Child In Need of Services	CS	4	▲	+100.0%	+2
	Other	OT	4	▲	+100.0%	+2
	Terminate Parental Rights	TP	4	▼	-60.0%	-6
	Voluntary Continuing Services and Support Agree	VA	2	▲	-	+2
	Capias	CA	1	▲	-	+1
	Child at Risk	RI	1	▲	-	+1
	Civil Violation	CI	1	▲	-	+1
	Emancipation	EP	1	▲	-	+1
	Family Abuse - Protective Order	FP	1	▼	-50.0%	-1
	Qualified Residential Treatment	QR	0	▼	-100.0%	-1
	Relief of Custody	CR	0	▼	-100.0%	-2
	Remand Custody	RC	0	▼	-100.0%	-4
	Remand Visitation	RV	0	▼	-100.0%	-2
		Total		942	▼	-9.4%
	GRAND TOTAL		2,795	▲	5.6%	+149

* Compared to same time period as previous year

** Case Type Categories are defined in the 2017 Virginia Judicial Workload Assessment

The data reported reflect the case management system. The case types reported may not necessitate judicial involvement.


Filings by Major Case Category**

Category	Summary	Change	% Change	Absolute Change
Adult Criminal	884	▲	+12.6%	+99
Child Dependency	64	▲	-24.7%	-21
Child in Need of Services/Supervision	22	▲	+15.8%	+3
Custody and Visitation	534	▼	-5.0%	-28
Delinquency	167	▲	+9.9%	+15
Juvenile Miscellaneous	8	▲	+166.7%	+5
New to Workload Study	6	▲		0
Other	563	▼	+3.1%	+17
Protective Orders	115	▼	+0.9%	+1
Support	409	▲	+25.1%	+82
Traffic	23	▼	-51.1%	-24
GRAND TOTAL	2,795	▲	5.6%	+149

* Compared to same time period as previous year

** Case Type Categories are defined in the 2017 Virginia Judicial Workload Assessment

The data reported reflect the case management system. The case types reported may not necessitate judicial involvement.

2024 Overall GRAND TOTAL		Distribution of Caseload		Change*		Percentage (%) of Caseload		
957	+109 12.9%	Adult	498 52%	7.3% ▲	+34	Adult	54.7%	52.0%
2024 		Juvenile	459 48%	19.5% ▲	+75	Juvenile	45.3%	48.0%
2023		GRAND TOTAL	957 100%	12.9% ▲	+109	GRAND TOTAL	100%	100%

Filings by Division & Code

Division	Case Type Description	Code	Summary	Change	% Change	Absolute Change
Adult	Civil Support	VS	109	▲	+11.2%	+11
	Show Cause	SC	104	▲	-1.0%	-1
	Misdemeanor	CM	86	▼	-14.0%	-14
	Other	OT	78	▲	+16.4%	+11
	Family Abuse - Protective Order	FP	40	▲	+29.0%	+9
	Felony	CF	38	▲	+153.3%	+23
	Capias	CA	25	▲	+13.6%	+3
	Remand Support	RS	8	▼	-33.3%	-4
	Motion - Protective Order	MP	5	▼	-37.5%	-3
	Non-Family Abuse Protective Order	AP	3	▼	-40.0%	-2
	Violation Family Abuse Protective Order	PS	1	▲	-	+1
	Violation of Protective Order	PV	1	↔	-	-
	Total		498	▲	7.3%	+34
Juvenile	Custody Visitation	CV	298	▲	+26.8%	+63
	Misdemeanor	DM	37	▲	+42.3%	+11
	Felony	DF	25	▲	+78.6%	+11
	Traffic	T	20	▲	+5.3%	+1
	Show Cause	SC	19	▼	-36.7%	-11
	Civil Violation	CI	8	▲	-	+8
	Child In Need of Services	CS	7	▲	+16.7%	+1
	Truancy	TR	6	▲	+20.0%	+1
	Abuse and Neglect	AN	5	▼	-50.0%	-5
	Remand Custody	RC	5	▼	-54.5%	-6
	Remand Visitation	RV	5	▼	-50.0%	-5
	Non-Family Abuse Protective Order	AP	4	▲	+100.0%	+2
	Other	OT	4	▲	+300.0%	+3
	Permanency Planning	PH	4	▲	+100.0%	+2
	Status	ST	4	▲	+100.0%	+2
	Foster Care Review	FC	3	▼	-50.0%	-3
	Temporary Detention Order	TD	2	▲	-	+2
	Family Abuse - Protective Order	FP	1	▲	-	+1
	Initial Foster Care	IF	1	▼	-50.0%	-1
	Voluntary Continuing Services and Support Agreem	VA	1	▲	-	+1
	Paternity	PT	0	▼	-100.0%	-1
Qualified Residential Treatment	QR	0	▼	-100.0%	-2	
	Total		459	▲	19.5%	+75
	GRAND TOTAL		957	▲	12.9%	+109

Filings by Major Case Category**

Category	Summary	Change	% Change	Absolute Change
Adult Criminal	210	▲	+4.0%	+8
Child Dependency	14	▲	-36.4%	-8
Child in Need of Services/Supervision	13	▲	+18.2%	+2
Custody and Visitation	298	▼	+26.3%	+62
Delinquency	81	▲	+15.7%	+11
Juvenile Miscellaneous	4	▲	+100.0%	+2
New to Workload Study	8	▲	-	+8

* Compared to same time period as previous year ** Case Type Categories are defined in the 2017 Virginia Judicial Workload Assessment

The data reported reflect the case management system. The case types reported may not necessitate judicial involvement.

Other	102	▲	+1.0%	+1
Protective Orders	53	▲	+15.2%	+7
Support	154	▲	+10.8%	+15
Traffic	20	▲	+5.3%	+1
GRAND TOTAL	957	▲	12.9%	+109

* Compared to same time period as previous year

** Case Type Categories are defined in the 2017 Virginia Judicial Workload Assessment

The data reported reflect the case management system. The case types reported may not necessitate judicial involvement.

2024 Overall GRAND TOTAL		Distribution of Caseload			Change*		Percentage (%) of Caseload		
16,112	-1,380 -7.9%	Adult	8,287	51%	-2.3% ▼	-199	Adult	48.5%	51.4%
2024		Juvenile	7,825	49%	-13.1% ▼	-1,181	Juvenile	51.5%	48.6%
2023		GRAND TOTAL	16,112	100%	-7.9% ▼	-1,380	GRAND TOTAL	100%	100%

Filings by Division & Code

Division	Case Type Description	Code	Summary	Change	% Change	Absolute Change	
Adult	Civil Support	VS	1,833	▼	-2.4%	-45	
	Misdemeanor	CM	1,694	▼	-5.3%	-94	
	Show Cause	SC	1,467	▼	-6.7%	-105	
	Other	OT	1,254	▼	+4.1%	+49	
	Family Abuse - Protective Order	FP	745	▼	-2.2%	-17	
	Felony	CF	579	▲	+10.1%	+53	
	Capias	CA	398	▼	+10.9%	+39	
	Remand Support	RS	130	▼	-24.9%	-43	
	Motion - Protective Order	MP	95	▼	-31.7%	-44	
	Violation of Protective Order	PV	52	▲	+10.6%	+5	
	Non-Family Abuse Protective Order	AP	40	▲	+21.2%	+7	
	Criminal Support	CS	0	▼	-100.0%	-1	
	Violation Family Abuse Protective Order	PS	0	▼	-100.0%	-3	
	Total		8,287	▼	-2.3%	-199	
Juvenile	Custody Visitation	CV	4,918	▼	-9.4%	-513	
	Misdemeanor	DM	1,010	▼	-12.7%	-147	
	Traffic	T	448	▼	-25.3%	-152	
	Felony	DF	402	▼	-5.9%	-25	
	Remand Custody	RC	184	▼	-47.9%	-169	
	Remand Visitation	RV	179	▼	-30.1%	-77	
	Special Immigrant Juvenile Status	SI	116	▲	+30.3%	+27	
	Status	ST	91	▼	-48.3%	-85	
	Permanency Planning	PH	67	▼	-1.5%	-1	
	Foster Care Review	FC	53	▲	+23.3%	+10	
	Paternity	PT	48	▼	-15.8%	-9	
	Child In Need of Services	CS	47	▼	-16.1%	-9	
	Terminate Parental Rights	TP	43	▲	+22.9%	+8	
	Abuse and Neglect	AN	39	▼	-11.4%	-5	
	Non-Family Abuse Protective Order	AP	39	▲	+21.9%	+7	
	Temporary Detention Order	TD	33	▼	-32.7%	-16	
	Initial Foster Care	IF	22	▼	-26.7%	-8	
	Truancy	TR	18	▼	-5.3%	-1	
	Show Cause	SC	16	▼	+33.3%	+4	
	Emergency Custody Order	EC	13	▼	-27.8%	-5	
	Voluntary Continuing Services and Support Agree	VA	11	▲	+83.3%	+5	
	Family Abuse - Protective Order	FP	7	▲	+75.0%	+3	
	Motion - Protective Order	MP	6	▼	-33.3%	-3	
	Relief of Custody	CR	6	▼	-60.0%	-9	
	Civil Violation	CI	5	▲	+25.0%	+1	
	Child at Risk	RI	4	▲	-	+4	
	Capias	CA	0	▼	-100.0%	-1	
	Emancipation	EP	0	▼	-100.0%	-1	
	Juvenile Support	JS	0	▼	-100.0%	-1	
	Other	OT	0	▼	-100.0%	-10	
	Qualified Residential Treatment	QR	0	▼	-100.0%	-3	
		Total		7,825	▼	-13.1%	-1,181
		GRAND TOTAL		16,112	▼	-7.9%	-1,380

* Compared to same time period as previous year

** Case Type Categories are defined in the 2017 Virginia Judicial Workload Assessment

The data reported reflect the case management system. The case types reported may not necessitate judicial involvement.

Filings by Major Case Category**

Category	Summary	Change	% Change	Absolute Change
Adult Criminal	3,620	▼	-1.0%	-36
Child Dependency	245	▲	+0.4%	+1
Child in Need of Services/Supervision	65	▼	-14.5%	-11
Custody and Visitation	4,966	▼	-9.5%	-522
Delinquency	1,428	▼	-10.5%	-168
Juvenile Miscellaneous	91	▼	-48.6%	-86
New to Workload Study	121	▲	+30.1%	+28
Other	1,793	▼	-13.1%	-271
Protective Orders	932	▲	-4.8%	-47
Support	2,403	▼	-4.6%	-116
Traffic	448	▼	-25.3%	-152
GRAND TOTAL	16,112	▼	-7.9%	-1,380

* Compared to same time period as previous year

** Case Type Categories are defined in the 2017 Virginia Judicial Workload Assessment

The data reported reflect the case management system. The case types reported may not necessitate judicial involvement.

2024 Overall GRAND TOTAL		Distribution of Caseload			Change*		Percentage (%) of Caseload			
1,160	-311 -21.1%	Adult	652	56%	-11.2%	▼	-82	Adult	49.9%	56.2%
2024		Juvenile	508	44%	-31.1%	▼	-229	Juvenile	50.1%	43.8%
2023		GRAND TOTAL	1,160	100%	-21.1%	▼	-311	GRAND TOTAL	100%	100%

Filings by Division & Code

Division	Case Type Description	Code	Summary	Change	% Change	Absolute Change
Adult	Misdemeanor	CM	150	▼	-19.4%	-36
	Other	OT	122	▲	-7.6%	-10
	Civil Support	VS	115	▼	-1.7%	-2
	Show Cause	SC	86	▼	-16.5%	-17
	Family Abuse - Protective Order	FP	70	▲	+42.9%	+21
	Felony	CF	55	▼	-27.6%	-21
	Capias	CA	46	▲	-13.2%	-7
	Motion - Protective Order	MP	5	▼	-44.4%	-4
	Non-Family Abuse Protective Order	AP	2	▼	-71.4%	-5
	Remand Support	RS	1	↔		-
	Restricted License for Non-Support	SL	0	▼	-100.0%	-1
		Total		652	▼	-11.2%
Juvenile	Custody Visitation	CV	302	▼	-14.4%	-51
	Misdemeanor	DM	73	▼	-51.7%	-78
	Felony	DF	27	▼	-35.7%	-15
	Status	ST	24	▲	-38.5%	-15
	Traffic	T	23	▼	-57.4%	-31
	Truancy	TR	12	↔		-
	Terminate Parental Rights	TP	8	▼	-27.3%	-3
	Foster Care Review	FC	7	▼	-22.2%	-2
	Non-Family Abuse Protective Order	AP	6	↔		-
	Show Cause	SC	6	▲	+50.0%	+2
	Permanency Planning	PH	4	▼	-60.0%	-6
	Emergency Custody Order	EC	3	▲	+200.0%	+2
	Paternity	PT	3	▲	+50.0%	+1
	Temporary Detention Order	TD	3	▼	-50.0%	-3
	Family Abuse - Protective Order	FP	2	▲	-	+2
	Remand Visitation	RV	2	▲	+100.0%	+1
	Child In Need of Services	CS	1	▼	-80.0%	-4
	Other	OT	1	▲	-	+1
	Remand Custody	RC	1	▼	-50.0%	-1
	Abuse and Neglect	AN	0	▼	-100.0%	-13
	Capias	CA	0	▼	-100.0%	-4
	Initial Foster Care	IF	0	▼	-100.0%	-8
	Qualified Residential Treatment	QR	0	▼	-100.0%	-2
	Special Immigrant Juvenile Status	SI	0	▼	-100.0%	-1
	Voluntary Continuing Services and Support Agree	VA	0	▼	-100.0%	-1
	Total		508	▼	-31.1%	-229
GRAND TOTAL			1,160	▼	-21.1%	-311

Filings by Major Case Category**

Category	Summary	Change	% Change	Absolute Change
Adult Criminal	291	▼	-24.6%	-95
Child Dependency	19	▼	-64.8%	-35
Child in Need of Services/Supervision	18	▲		0
Custody and Visitation	305	▲	-14.1%	-50
Delinquency	101	▼	-49.5%	-99

* Compared to same time period as previous year ** Case Type Categories are defined in the 2017 Virginia Judicial Workload Assessment

The data reported reflect the case management system. The case types reported may not necessitate judicial involvement.

Juvenile Miscellaneous	24	▲	-38.5%	-15
New to Workload Study	0	▼	-100.0%	-1
Other	133	▲	-7.0%	-10
Protective Orders	85	▲	+19.7%	+14
Support	161	▲	+7.3%	+11
Traffic	23	▼	-57.4%	-31
GRAND TOTAL	1,160	▼	-21.1%	-311

* Compared to same time period as previous year

** Case Type Categories are defined in the 2017 Virginia Judicial Workload Assessment

The data reported reflect the case management system. The case types reported may not necessitate judicial involvement.

2024 Overall GRAND TOTAL		Distribution of Caseload			Change*		Percentage (%) of Caseload		
11,130	-230 -2.0%	Adult	6,133	55%	0.1% ▲	+6	Adult	53.9%	55.1%
2024		Juvenile	4,997	45%	-4.5% ▼	-236	Juvenile	46.1%	44.9%
2023		GRAND TOTAL	11,130	100%	-2.0% ▼	-230	GRAND TOTAL	100%	100%

Filings by Division & Code

Division	Case Type Description	Code	Summary	Change	% Change	Absolute Change	
Adult	Other	OT	1,421	▲	+7.0%	+93	
	Misdemeanor	CM	1,341	▲	+3.9%	+50	
	Show Cause	SC	1,130	▲	+2.0%	+22	
	Civil Support	VS	844	▼	-12.7%	-123	
	Capias	CA	503	▼	-11.8%	-67	
	Family Abuse - Protective Order	FP	474	▲	+0.2%	+1	
	Felony	CF	357	▲	+3.2%	+11	
	Non-Family Abuse Protective Order	AP	29	▲	+61.1%	+11	
	Motion - Protective Order	MP	16	▼	-15.8%	-3	
	Remand Support	RS	6	▲	+500.0%	+5	
	Restricted License for Non-Support	SL	6	▲	+200.0%	+4	
	Violation of Protective Order	PV	5	▲	+25.0%	+1	
	Criminal Support	CS	1	▲	-	+1	
	Total		6,133	▲	0.1%	+6	
Juvenile	Custody Visitation	CV	3,005	▼	-6.4%	-206	
	Misdemeanor	DM	468	▼	-0.4%	-2	
	Felony	DF	219	▼	-31.1%	-99	
	Paternity	PT	201	▼	-32.8%	-98	
	Permanency Planning	PH	181	▲	+29.3%	+41	
	Foster Care Review	FC	172	▲	+11.7%	+18	
	Abuse and Neglect	AN	129	▲	+21.7%	+23	
	Special Immigrant Juvenile Status	SI	109	▲	+1.9%	+2	
	Traffic	T	99	▲	+13.8%	+12	
	Initial Foster Care	IF	84	▲	+47.4%	+27	
	Terminate Parental Rights	TP	55	▲	+27.9%	+12	
	Temporary Detention Order	TD	51	▲	+82.1%	+23	
	Status	ST	37	▲	+2.8%	+1	
	Mental Commitment	MC	36	▼	-18.2%	-8	
	Show Cause	SC	28	▼	+16.7%	+4	
	Truancy	TR	25	▲	+19.0%	+4	
	Child In Need of Services	CS	21	▼	-27.6%	-8	
	Voluntary Continuing Services and Support Agree	VA	15	▼	-16.7%	-3	
	Remand Custody	RC	11	▲	+450.0%	+9	
	Remand Visitation	RV	11	▲	-	+11	
	Other	OT	9	▲	+800.0%	+8	
	Non-Family Abuse Protective Order	AP	8	▼	-42.9%	-6	
	Relief of Custody	CR	7	▼	-36.4%	-4	
	Emergency Custody Order	EC	5	▲	+66.7%	+2	
	Family Abuse - Protective Order	FP	5	▲	+66.7%	+2	
	Motion - Protective Order	MP	4	▲	-	+4	
	Civil Violation	CI	1	▲	-	+1	
	Juvenile Support	JS	1	↔	-	-	
	Qualified Residential Treatment	QR	0	▼	-100.0%	-6	
		Total		4,997	▼	-4.5%	-236
	GRAND TOTAL			11,130	▼	-2.0%	-230

* Compared to same time period as previous year

** Case Type Categories are defined in the 2017 Virginia Judicial Workload Assessment

The data reported reflect the case management system. The case types reported may not necessitate judicial involvement.

Filings by Major Case Category**

Category	Summary	Change	% Change	Absolute Change
Adult Criminal	2,647	▲	+0.4%	+11
Child Dependency	643	▼	+20.2%	+108
Child in Need of Services/Supervision	46	▼	-11.5%	-6
Custody and Visitation	3,206	▼	-8.7%	-304
Delinquency	715	▼	-11.7%	-95
Juvenile Miscellaneous	40	▲	+8.1%	+3
New to Workload Study	110	▲	+2.8%	+3
Other	1,547	▲	+10.0%	+141
Protective Orders	536	▲	+1.7%	+9
Support	1,541	▲	-6.8%	-112
Traffic	99	▲	+13.8%	+12
GRAND TOTAL	11,130	▼	-2.0%	-230

* Compared to same time period as previous year

** Case Type Categories are defined in the 2017 Virginia Judicial Workload Assessment

The data reported reflect the case management system. The case types reported may not necessitate judicial involvement.

2024 Overall GRAND TOTAL		Distribution of Caseload			Change*		Percentage (%) of Caseload		
15,615 +2,537 19.4% 	Adult	7,800	50%	11.0% ▲	+772	Adult	2023	2024	
	Juvenile	7,815	50%	29.2% ▲	+1,765	Juvenile	53.7%	50.0%	
GRAND TOTAL		15,615	100%	19.4% ▲	+2,537	GRAND TOTAL	100%	100%	

Filings by Division & Code

Division	Case Type Description	Code	Summary	Change	% Change	Absolute Change	
Adult	Show Cause	SC	1,712	▲	+23.9%	+330	
	Civil Support	VS	1,662	▲	+63.9%	+648	
	Misdemeanor	CM	1,377	▼	-10.1%	-155	
	Other	OT	968	▲	+3.2%	+30	
	Capias	CA	737	▲	-0.4%	-3	
	Family Abuse - Protective Order	FP	563	▼	-5.9%	-35	
	Felony	CF	547	▼	-10.2%	-62	
	Motion - Protective Order	MP	99	▼	-3.9%	-4	
	Remand Support	RS	66	▲	+175.0%	+42	
	Violation of Protective Order	PV	32	▼	-23.8%	-10	
	Non-Family Abuse Protective Order	AP	23	▼	-34.3%	-12	
	Restricted License for Non-Support	SL	11	▲	+22.2%	+2	
	Protective Order	PC	3	▲	-	+3	
	Criminal Support	CS	0	▼	-100.0%	-1	
	Temporary Detention Order	TD	0	▼	-100.0%	-1	
Total			7,800	▲	11.0%	+772	
Juvenile	Custody Visitation	CV	5,031	▲	+37.6%	+1,376	
	Misdemeanor	DM	903	▲	+13.2%	+105	
	Traffic	T	466	▲	+5.7%	+25	
	Felony	DF	264	▼	-13.4%	-41	
	Abuse and Neglect	AN	124	▲	+57.0%	+45	
	Special Immigrant Juvenile Status	SI	119	▲	+72.5%	+50	
	Paternity	PT	113	▲	+50.7%	+38	
	Permanency Planning	PH	111	▲	+50.0%	+37	
	Foster Care Review	FC	109	▲	+11.2%	+11	
	Show Cause	SC	102	▼	+30.8%	+24	
	Initial Foster Care	IF	87	▲	+85.1%	+40	
	Status	ST	59	▲	+55.3%	+21	
	Remand Visitation	RV	56	▲	+250.0%	+40	
	Child In Need of Services	CS	52	▼	-26.8%	-19	
	Remand Custody	RC	51	▲	+292.3%	+38	
	Temporary Detention Order	TD	37	▼	-39.3%	-24	
	Capias	CA	31	▲	+55.0%	+11	
	Terminate Parental Rights	TP	28	▼	-9.7%	-3	
	Non-Family Abuse Protective Order	AP	24	▼	-29.4%	-10	
	Relief of Custody	CR	8	▲	+300.0%	+6	
	Mental Commitment	MC	6	▼	-53.8%	-7	
	Truancy	TR	6	▲	+200.0%	+4	
	Emancipation	EP	4	▲	-	+4	
	Family Abuse - Protective Order	FP	4	▲	+100.0%	+2	
	Motion - Protective Order	MP	4	▲	+100.0%	+2	
	Other	OT	4	▼	-60.0%	-6	
	Voluntary Continuing Services and Support Agreen	VA	4	▼	-33.3%	-2	
	Entrustment	ET	3	▲	-	+3	
	Civil Violation	CI	2	▲	+100.0%	+1	
	Emergency Custody Order	EC	2	▼	-71.4%	-5	
	Violation Family Abuse Protective Order	PS	1	▲	-	+1	
	Child at Risk	RI	0	▼	-100.0%	-2	
	Total			7,815	▲	29.2%	+1,765
	GRAND TOTAL			15,615	▲	19.4%	+2,537

* Compared to same time period as previous year

** Case Type Categories are defined in the 2017 Virginia Judicial Workload Assessment

The data reported reflect the case management system. The case types reported may not necessitate judicial involvement.

Filings by Major Case Category**

Category	Summary	Change	% Change	Absolute Change
Adult Criminal	3,087	▲	-5.5%	-181
Child Dependency	474	▲	+39.8%	+135
Child in Need of Services/Supervision	58	▲	-22.7%	-17
Custody and Visitation	5,144	▲	+37.9%	+1,414
Delinquency	1,301	▲	+8.5%	+102
Juvenile Miscellaneous	63	▲	+61.5%	+24
New to Workload Study	121	▲	+72.9%	+51
Other	1,190	▲	+10.0%	+108
Protective Orders	717	▲	-7.4%	-57
Support	2,994	▲	+45.3%	+933
Traffic	466	▲	+5.7%	+25
GRAND TOTAL	15,615	▲	19.4%	+2,537

* Compared to same time period as previous year

** Case Type Categories are defined in the 2017 Virginia Judicial Workload Assessment

The data reported reflect the case management system. The case types reported may not necessitate judicial involvement.

2024 Overall GRAND TOTAL	Distribution of Caseload	Change*	Percentage (%) of Caseload																							
1,986 +89 4.7% 	<table border="1"> <tr> <td>Adult</td> <td>1,085</td> <td>55%</td> <td>10.4% ▲</td> <td>+102</td> </tr> <tr> <td>Juvenile</td> <td>901</td> <td>45%</td> <td>-1.4% ▼</td> <td>-13</td> </tr> <tr> <td>GRAND TOTAL</td> <td>1,986</td> <td>100%</td> <td>4.7% ▲</td> <td>+89</td> </tr> </table>	Adult	1,085	55%	10.4% ▲	+102	Juvenile	901	45%	-1.4% ▼	-13	GRAND TOTAL	1,986	100%	4.7% ▲	+89	<table border="1"> <tr> <td>Adult</td> <td>2023: 51.8%</td> <td>2024: 54.6%</td> </tr> <tr> <td>Juvenile</td> <td>2023: 48.2%</td> <td>2024: 45.4%</td> </tr> <tr> <td>GRAND TOTAL</td> <td>100%</td> <td>100%</td> </tr> </table>	Adult	2023: 51.8%	2024: 54.6%	Juvenile	2023: 48.2%	2024: 45.4%	GRAND TOTAL	100%	100%
Adult	1,085	55%	10.4% ▲	+102																						
Juvenile	901	45%	-1.4% ▼	-13																						
GRAND TOTAL	1,986	100%	4.7% ▲	+89																						
Adult	2023: 51.8%	2024: 54.6%																								
Juvenile	2023: 48.2%	2024: 45.4%																								
GRAND TOTAL	100%	100%																								

Filings by Division & Code

Division	Case Type Description	Code	Summary	Change	% Change	Absolute Change	
Adult	Misdemeanor	CM	237	▲	+4.4%	+10	
	Civil Support	VS	220	▲	+4.8%	+10	
	Show Cause	SC	192	▲	+23.1%	+36	
	Other	OT	147	▲	+88.5%	+69	
	Family Abuse - Protective Order	FP	92	▼	-32.4%	-44	
	Felony	CF	84	▼	-5.6%	-5	
	Capias	CA	72	▲	+46.9%	+23	
	Motion - Protective Order	MP	14	▼	-12.5%	-2	
	Remand Support	RS	12	▲	+500.0%	+10	
	Non-Family Abuse Protective Order	AP	8	▼	-27.3%	-3	
	Violation of Protective Order	PV	5	▼	-28.6%	-2	
	Restricted License for Non-Support	SL	1	▼	-50.0%	-1	
	Violation Family Abuse Protective Order	PS	1	▲	-	+1	
	Total			1,085	▲	10.4%	+102
Juvenile	Custody Visitation	CV	673	▲	+3.5%	+23	
	Misdemeanor	DM	42	▼	-26.3%	-15	
	Felony	DF	24	▼	-27.3%	-9	
	Traffic	T	22	▼	-52.2%	-24	
	Child In Need of Services	CS	19	▲	+46.2%	+6	
	Paternity	PT	18	▼	-18.2%	-4	
	Remand Custody	RC	15	▲	+1,400.0%	+14	
	Remand Visitation	RV	15	▲	+1,400.0%	+14	
	Non-Family Abuse Protective Order	AP	12	▼	-20.0%	-3	
	Other	OT	7	▼	-22.2%	-2	
	Show Cause	SC	7	▲	-	-	
	Special Immigrant Juvenile Status	SI	7	▲	+250.0%	+5	
	Truancy	TR	7	▼	-12.5%	-1	
	Temporary Detention Order	TD	5	▼	-37.5%	-3	
	Civil Violation	CI	4	▲	+300.0%	+3	
	Emergency Custody Order	EC	4	↔	-	-	
	Foster Care Review	FC	4	▼	-55.6%	-5	
	Initial Foster Care	IF	4	↔	-	-	
	Status	ST	4	↔	-33.3%	-2	
	Abuse and Neglect	AN	3	▲	+50.0%	+1	
	Capias	CA	2	▲	+100.0%	+1	
	Voluntary Continuing Services and Support Agree	VA	2	▲	+100.0%	+1	
	Relief of Custody	CR	1	▼	-50.0%	-1	
	Entrustment	ET	0	▼	-100.0%	-7	
	Family Abuse - Protective Order	FP	0	▼	-100.0%	-2	
	Protective Order	PC	0	▼	-100.0%	-1	
	Terminate Parental Rights	TP	0	▼	-100.0%	-2	
	Total			901	▼	-1.4%	-13
	GRAND TOTAL			1,986	▲	4.7%	+89

* Compared to same time period as previous year

** Case Type Categories are defined in the 2017 Virginia Judicial Workload Assessment

The data reported reflect the case management system. The case types reported may not necessitate judicial involvement.

Filings by Major Case Category**

Category	Summary	Change	% Change	Absolute Change
Adult Criminal	436	▲	+9.8%	+39
Child Dependency	14	▼	-48.1%	-13
Child in Need of Services/Supervision	29	▲	+38.1%	+8
Custody and Visitation	691	▼	+2.8%	+19
Delinquency	72	▼	-27.3%	-27
Juvenile Miscellaneous	4	↔	-33.3%	-2
New to Workload Study	11	▲	+266.7%	+8
Other	205	▲	+99.0%	+102
Protective Orders	126	▼	-30.0%	-54
Support	376	▲	+9.6%	+33
Traffic	22	▼	-52.2%	-24
GRAND TOTAL	1,986	▲	4.7%	+89

* Compared to same time period as previous year

** Case Type Categories are defined in the 2017 Virginia Judicial Workload Assessment

The data reported reflect the case management system. The case types reported may not necessitate judicial involvement.

2024 Overall GRAND TOTAL		Distribution of Caseload		Change*		Percentage (%) of Caseload			
639	+117 22.4%	Adult	389	61%	39.4% ▲	+110	Adult	53.4%	60.9%
2024		Juvenile	250	39%	2.9% ▲	+7	Juvenile	46.6%	39.1%
2023		GRAND TOTAL	639	100%	22.4% ▲	+117	GRAND TOTAL	100%	100%

Filings by Division & Code

Division	Case Type Description	Code	Summary	Change	% Change	Absolute Change
Adult	Show Cause	SC	115	▲	+210.8%	+78
	Misdemeanor	CM	92	▲	+22.7%	+17
	Other	OT	66	▲	+34.7%	+17
	Civil Support	VS	60	▼	-6.3%	-4
	Felony	CF	27	▲	+12.5%	+3
	Family Abuse - Protective Order	FP	14	▼	-33.3%	-7
	Capias	CA	8	↔	+33.3%	+2
	Motion - Protective Order	MP	6	▲	+100.0%	+3
	Non-Family Abuse Protective Order	AP	1	▲	-	+1
		Total		389	▲	39.4%
Juvenile	Custody Visitation	CV	112	▼	-5.1%	-6
	Show Cause	SC	63	▲	+1,160.0%	+58
	Traffic	T	27	▼	-20.6%	-7
	Misdemeanor	DM	25	▲	+8.7%	+2
	Felony	DF	5	▼	-44.4%	-4
	Mental Commitment	MC	4	▲	+100.0%	+2
	Abuse and Neglect	AN	2	▼	-60.0%	-3
	Foster Care Review	FC	2	▼	-33.3%	-1
	Paternity	PT	2	▼	-50.0%	-2
	Permanency Planning	PH	2	▼	-75.0%	-6
	Status	ST	2	▼	-90.5%	-19
	Voluntary Continuing Services and Support Agree	VA	2	▲	-	+2
	Child In Need of Services	CS	1	▲	-	+1
	Emergency Custody Order	EC	1	▲	-	+1
	Child at Risk	RI	0	▼	-100.0%	-3
	Civil Violation	CI	0	▼	-100.0%	-1
	Initial Foster Care	IF	0	▼	-100.0%	-1
	Motion - Protective Order	MP	0	▼	-100.0%	-1
	Terminate Parental Rights	TP	0	▼	-100.0%	-5
		Total		250	▲	2.9%
GRAND TOTAL			639	▲	22.4%	+117

Filings by Major Case Category**

Category	Summary	Change	% Change	Absolute Change
Adult Criminal	223	▲	+75.6%	+96
Child Dependency	8	▲	-68.0%	-17
Child in Need of Services/Supervision	1	▲	-	+1
Custody and Visitation	114	▼	-6.6%	-8
Delinquency	93	▲	+151.4%	+56
Juvenile Miscellaneous	2	▼	-90.5%	-19
New to Workload Study	0	▼	-100.0%	-1
Other	71	▲	+39.2%	+20
Protective Orders	21	▲	-16.0%	-4
Support	79	▼	-	0
Traffic	27	▼	-20.6%	-7

* Compared to same time period as previous year ** Case Type Categories are defined in the 2017 Virginia Judicial Workload Assessment

The data reported reflect the case management system. The case types reported may not necessitate judicial involvement.

GRAND TOTAL

639

▲

22.4%

+117

* Compared to same time period as previous year

** Case Type Categories are defined in the 2017 Virginia Judicial Workload Assessment

The data reported reflect the case management system. The case types reported may not necessitate judicial involvement.

2024 Overall GRAND TOTAL		Distribution of Caseload		Change*		Percentage (%) of Caseload			
2,138	+147 7.4%	Adult	1,071	50%	25.1% ▲	+215	Adult	43.0%	50.1%
2024		Juvenile	1,067	50%	-6.0% ▼	-68	Juvenile	57.0%	49.9%
2023		GRAND TOTAL	2,138	100%	7.4% ▲	+147	GRAND TOTAL	100%	100%

Filings by Division & Code

Division	Case Type Description	Code	Summary	Change	% Change	Absolute Change
Adult	Misdemeanor	CM	285	▲	+58.3%	+105
	Other	OT	188	▲	+29.7%	+43
	Civil Support	VS	169	▼	-11.1%	-21
	Show Cause	SC	164	▲	+17.1%	+24
	Felony	CF	100	▲	+88.7%	+47
	Family Abuse - Protective Order	FP	88	▲	+46.7%	+28
	Capias	CA	45	▼	-18.2%	-10
	Motion - Protective Order	MP	13	▼	-13.3%	-2
	Violation of Protective Order	PV	8	▲	+33.3%	+2
	Non-Family Abuse Protective Order	AP	7	↔		-
	Remand Support	RS	4	↔		-
	Restricted License for Non-Support	SL	0	▼	-100.0%	-1
		Total		1,071	▲	25.1%
Juvenile	Custody Visitation	CV	558	▼	-14.8%	-97
	Misdemeanor	DM	140	▲	+37.3%	+38
	Traffic	T	52	▼	-35.8%	-29
	Felony	DF	50	▲	+31.6%	+12
	Foster Care Review	FC	37	▲	+131.3%	+21
	Abuse and Neglect	AN	31	▲	+6.9%	+2
	Mental Commitment	MC	28	▼	-30.0%	-12
	Permanency Planning	PH	28	▲	+100.0%	+14
	Terminate Parental Rights	TP	23	▲	+187.5%	+15
	Initial Foster Care	IF	21	▲	+61.5%	+8
	Paternity	PT	14	▼	-65.9%	-27
	Status	ST	13	▼	-7.1%	-1
	Remand Visitation	RV	10	↔		-
	Emergency Custody Order	EC	8	▼	-27.3%	-3
	Remand Custody	RC	8	↔		-
	Relief of Custody	CR	7	▲	+600.0%	+6
	Special Immigrant Juvenile Status	SI	7	▲	-	+7
	Child In Need of Services	CS	6	▼	-25.0%	-2
	Truancy	TR	5	▼	-44.4%	-4
	Civil Violation	CI	4	▲	+300.0%	+3
	Motion - Protective Order	MP	4	▲	+300.0%	+3
	Non-Family Abuse Protective Order	AP	4	▼	-33.3%	-2
	Temporary Detention Order	TD	3	▼	-57.1%	-4
	Show Cause	SC	2	▼	-71.4%	-5
	Capias	CA	1	▼	-66.7%	-2
	Entrustment	ET	1	▼	-50.0%	-1
	Family Abuse - Protective Order	FP	1	▲	-	+1
	Restoration of Parental Rights	RR	1	▼	-50.0%	-1
	Child at Risk	RI	0	▼	-100.0%	-1
	Other	OT	0	▼	-100.0%	-3
	Qualified Residential Treatment	QR	0	▼	-100.0%	-2
	Voluntary Continuing Services and Support Agreem	VA	0	▼	-100.0%	-2
		Total		1,067	▼	-6.0%
GRAND TOTAL			2,138	▲	7.4%	+147

* Compared to same time period as previous year

** Case Type Categories are defined in the 2017 Virginia Judicial Workload Assessment

The data reported reflect the case management system. The case types reported may not necessitate judicial involvement.

Filings by Major Case Category**

Category	Summary	Change	% Change	Absolute Change
Adult Criminal	550	▲	+38.5%	+153
Child Dependency	148	▲	+68.2%	+60
Child in Need of Services/Supervision	11	▼	-38.9%	-7
Custody and Visitation	572	▼	-17.8%	-124
Delinquency	193	▼	+29.5%	+44
Juvenile Miscellaneous	13	▼	-7.1%	-1
New to Workload Study	11	▲	+1,000.0%	+10
Other	250	▼	+8.7%	+20
Protective Orders	117	▲	+31.5%	+28
Support	221	▼	-3.1%	-7
Traffic	52	▼	-35.8%	-29
GRAND TOTAL	2,138	▲	7.4%	+147

* Compared to same time period as previous year

** Case Type Categories are defined in the 2017 Virginia Judicial Workload Assessment

The data reported reflect the case management system. The case types reported may not necessitate judicial involvement.

2024 Overall GRAND TOTAL		Distribution of Caseload		Change*		Percentage (%) of Caseload		
3,326	-314 -8.6%	Adult	1,653 50%	-8.7% ▼	-157	Adult	49.7%	49.7%
2024		Juvenile	1,673 50%	-8.6% ▼	-157	Juvenile	50.3%	50.3%
2023		GRAND TOTAL	3,326 100%	-8.6% ▼	-314	GRAND TOTAL	100%	100%

Filings by Division & Code

Division	Case Type Description	Code	Summary	Change	% Change	Absolute Change	
Adult	Civil Support	VS	369	▲	+1.7%	+6	
	Show Cause	SC	309	▲	+10.8%	+30	
	Misdemeanor	CM	302	▼	-11.4%	-39	
	Other	OT	244	▼	-23.0%	-73	
	Family Abuse - Protective Order	FP	158	▼	-6.5%	-11	
	Felony	CF	114	▼	-14.9%	-20	
	Capias	CA	84	▼	-29.4%	-35	
	Non-Family Abuse Protective Order	AP	35	▲	+59.1%	+13	
	Motion - Protective Order	MP	20	▼	-35.5%	-11	
	Violation of Protective Order	PV	11	▼	-64.5%	-20	
	Remand Support	RS	5	▲	+25.0%	+1	
	Violation Family Abuse Protective Order	PS	2	▲	-	+2	
		Total		1,653	▼	-8.7%	-157
Juvenile	Custody Visitation	CV	1,106	▼	-7.6%	-91	
	Misdemeanor	DM	138	▼	-14.8%	-24	
	Traffic	T	131	▲	+14.9%	+17	
	Felony	DF	50	▼	-29.6%	-21	
	Foster Care Review	FC	42	▲	+7.7%	+3	
	Permanency Planning	PH	37	▲	+5.7%	+2	
	Show Cause	SC	26	▼	-55.9%	-33	
	Child In Need of Services	CS	23	▲	+76.9%	+10	
	Non-Family Abuse Protective Order	AP	17	▼	-10.5%	-2	
	Remand Custody	RC	13	▲	+116.7%	+7	
	Remand Visitation	RV	13	▲	+116.7%	+7	
	Initial Foster Care	IF	11	▲	+22.2%	+2	
	Terminate Parental Rights	TP	10	▲	+900.0%	+9	
	Capias	CA	8	▲	+14.3%	+1	
	Voluntary Continuing Services and Support Agreen	VA	8	▲	+166.7%	+5	
	Paternity	PT	7	▼	-61.1%	-11	
	Other	OT	6	▲	+200.0%	+4	
	Entrustment	ET	5	▲	+400.0%	+4	
	Truancy	TR	5	▼	-68.8%	-11	
	Abuse and Neglect	AN	3	▼	-88.5%	-23	
	Family Abuse - Protective Order	FP	3	▲	+200.0%	+2	
	Temporary Detention Order	TD	3	↔	-	-	
	Relief of Custody	CR	2	↔	-	-	
	Status	ST	2	▼	-71.4%	-5	
	Emancipation	EP	1	↔	-	-	
	Motion - Protective Order	MP	1	▼	-66.7%	-2	
	Protective Order	PC	1	▲	-	+1	
	Special Immigrant Juvenile Status	SI	1	▼	-50.0%	-1	
	Civil Violation	CI	0	▼	-100.0%	-3	
	Emergency Custody Order	EC	0	▼	-100.0%	-2	
	Qualified Residential Treatment	QR	0	▼	-100.0%	-2	
		Total		1,673	▼	-8.6%	-157
	GRAND TOTAL			3,326	▼	-8.6%	-314

* Compared to same time period as previous year

** Case Type Categories are defined in the 2017 Virginia Judicial Workload Assessment

The data reported reflect the case management system. The case types reported may not necessitate judicial involvement.

Filings by Major Case Category**

Category	Summary	Change	% Change	Absolute Change
Adult Criminal	639	▲	-14.6%	-109
Child Dependency	118	▲		0
Child in Need of Services/Supervision	31	▼	-26.2%	-11
Custody and Visitation	1,113	▼	-8.4%	-102
Delinquency	220	▲	-23.1%	-66
Juvenile Miscellaneous	3	▼	-62.5%	-5
New to Workload Study	1	▼	-80.0%	-4
Other	284	▲	-16.5%	-56
Protective Orders	234	▲	-4.5%	-11
Support	552	▲	+6.4%	+33
Traffic	131	▲	+14.9%	+17
GRAND TOTAL	3,326	▼	-8.6%	-314

* Compared to same time period as previous year

** Case Type Categories are defined in the 2017 Virginia Judicial Workload Assessment

The data reported reflect the case management system. The case types reported may not necessitate judicial involvement.

2024 Overall GRAND TOTAL		Distribution of Caseload		Change*		Percentage (%) of Caseload			
1,337	+131 10.9%	Adult	575	43%	6.7% ▲	+36	Adult	44.7%	43.0%
2024		Juvenile	762	57%	14.2% ▲	+95	Juvenile	55.3%	57.0%
2023		GRAND TOTAL	1,337	100%	10.9% ▲	+131	GRAND TOTAL	100%	100%

Filings by Division & Code

Division	Case Type Description	Code	Summary	Change	% Change	Absolute Change	
Adult	Civil Support	VS	123	▼	-27.2%	-46	
	Show Cause	SC	111	▲	+48.0%	+36	
	Misdemeanor	CM	95	▼	-5.9%	-6	
	Other	OT	83	▲	+12.2%	+9	
	Felony	CF	76	▲	+85.4%	+35	
	Family Abuse - Protective Order	FP	43	▲	+38.7%	+12	
	Capias	CA	13	▲	-48.0%	-12	
	Motion - Protective Order	MP	12	↔		-	
	Remand Support	RS	9	▲	+80.0%	+4	
	Non-Family Abuse Protective Order	AP	6	▲	+200.0%	+4	
	Violation of Protective Order	PV	3	▼	-25.0%	-1	
	Restricted License for Non-Support	SL	1	▲	-	+1	
		Total		575	▲	6.7%	+36
Juvenile	Custody Visitation	CV	472	▲	+22.0%	+85	
	Misdemeanor	DM	100	▲	+63.9%	+39	
	Traffic	T	41	▼	-16.3%	-8	
	Abuse and Neglect	AN	15	▲	+200.0%	+10	
	Paternity	PT	15	▼	-59.5%	-22	
	Felony	DF	14	▼	-63.2%	-24	
	Truancy	TR	13	▲	+550.0%	+11	
	Permanency Planning	PH	12	▲	+140.0%	+7	
	Remand Custody	RC	11	▲	+37.5%	+3	
	Remand Visitation	RV	11	▲	+37.5%	+3	
	Child In Need of Services	CS	9	▲	+125.0%	+5	
	Civil Violation	CI	9	▼	-50.0%	-9	
	Voluntary Continuing Services and Support Agree	VA	7	▲	+250.0%	+5	
	Terminate Parental Rights	TP	6	▲	+500.0%	+5	
	Initial Foster Care	IF	5	↔		-	
	Non-Family Abuse Protective Order	AP	5	▼	-28.6%	-2	
	Status	ST	5	▲	+66.7%	+2	
	Capias	CA	3	▲	-	+3	
	Foster Care Review	FC	3	▼	-25.0%	-1	
	Motion - Protective Order	MP	2	▲	+100.0%	+1	
	Other	OT	1	▼	-85.7%	-6	
	Show Cause	SC	1	▼	-75.0%	-3	
	Special Immigrant Juvenile Status	SI	1	▲	-	+1	
	Temporary Detention Order	TD	1	▼	-88.9%	-8	
	Relief of Custody	CR	0	▼	-100.0%	-2	
		Total		762	▲	14.2%	+95
	GRAND TOTAL			1,337	▲	10.9%	+131

Filings by Major Case Category**

Category	Summary	Change	% Change	Absolute Change
Adult Criminal	269	▲	+13.5%	+32
Child Dependency	48	▲	+100.0%	+24
Child in Need of Services/Supervision	22	▲	+214.3%	+15
Custody and Visitation	487	▼	+14.9%	+63

* Compared to same time period as previous year ** Case Type Categories are defined in the 2017 Virginia Judicial Workload Assessment

The data reported reflect the case management system. The case types reported may not necessitate judicial involvement.

Delinquency	118	▲	+15.7%	+16
Juvenile Miscellaneous	5	▲	+66.7%	+2
New to Workload Study	10	▲	-44.4%	-8
Other	116	▼	+4.5%	+5
Protective Orders	68	▲	+28.3%	+15
Support	153	▲	-14.0%	-25
Traffic	41	▼	-16.3%	-8
GRAND TOTAL	1,337	▲	10.9%	+131

* Compared to same time period as previous year

** Case Type Categories are defined in the 2017 Virginia Judicial Workload Assessment

The data reported reflect the case management system. The case types reported may not necessitate judicial involvement.

2024 Overall GRAND TOTAL		Distribution of Caseload			Change*		Percentage (%) of Caseload		
510 +64 14.3% 		Adult	294	58%	14.0% ▲	+36	Adult	57.8%	57.6%
		Juvenile	216	42%	14.9% ▲	+28	Juvenile	42.2%	42.4%
		GRAND TOTAL	510	100%	14.3% ▲	+64	GRAND TOTAL	100%	100%

Filings by Division & Code

Division	Case Type Description	Code	Summary	Change	% Change	Absolute Change
Adult	Misdemeanor	CM	67	▲	+9.8%	+6
	Other	OT	59	▼	+37.2%	+16
	Civil Support	VS	58	▲	+16.0%	+8
	Show Cause	SC	50	▲	+38.9%	+14
	Felony	CF	19	▼	-9.5%	-2
	Capias	CA	16	▼	-20.0%	-4
	Family Abuse - Protective Order	FP	14	▼	-17.6%	-3
	Non-Family Abuse Protective Order	AP	4	▼	-42.9%	-3
	Motion - Protective Order	MP	3	▲	+50.0%	+1
	Criminal Support	CS	1	▲	-	+1
	Remand Support	RS	1	▲	-	+1
	Restricted License for Non-Support	SL	1	▲	-	+1
	Violation of Protective Order	PV	1	▲	-	+1
	Violation Family Abuse Protective Order	PS	0	▼	-100.0%	-1
	Total		294	▲	14.0%	+36
Juvenile	Custody Visitation	CV	101	▼	-8.2%	-9
	Misdemeanor	DM	48	▲	+37.1%	+13
	Truancy	TR	13	▲	+1,200.0%	+12
	Traffic	T	12	▼	-52.0%	-13
	Child In Need of Services	CS	10	▲	+233.3%	+7
	Felony	DF	8	▲	+166.7%	+5
	Paternity	PT	7	▲	+600.0%	+6
	Remand Custody	RC	5	▲	+150.0%	+3
	Remand Visitation	RV	5	▲	+150.0%	+3
	Temporary Detention Order	TD	2	▲	+100.0%	+1
	Emancipation	EP	1	▲	-	+1
	Foster Care Review	FC	1	▼	-66.7%	-2
	Non-Family Abuse Protective Order	AP	1	▲	-	+1
	Show Cause	SC	1	▲	-	+1
	Terminate Parental Rights	TP	1	▲	-	+1
	Status	ST	0	▼	-100.0%	-1
	Voluntary Continuing Services and Support Agree	VA	0	▼	-100.0%	-1
		Total		216	▲	14.9%
	GRAND TOTAL		510	▲	14.3%	+64

Filings by Major Case Category**

Category	Summary	Change	% Change	Absolute Change
Adult Criminal	133	▲	+9.9%	+12
Child Dependency	2	▲	-50.0%	-2
Child in Need of Services/Supervision	24	▲	+500.0%	+20
Custody and Visitation	108	▲	-2.7%	-3
Delinquency	56	▲	+47.4%	+18
Juvenile Miscellaneous	1	▲	-	0
Other	72	▲	+50.0%	+24
Protective Orders	22	▲	-15.4%	-4
Support	80	▲	+17.6%	+12

* Compared to same time period as previous year ** Case Type Categories are defined in the 2017 Virginia Judicial Workload Assessment

The data reported reflect the case management system. The case types reported may not necessitate judicial involvement.

Traffic		12	▼	-52.0%	-13
	GRAND TOTAL	510	▲	14.3%	+64

* Compared to same time period as previous year

** Case Type Categories are defined in the 2017 Virginia Judicial Workload Assessment

The data reported reflect the case management system. The case types reported may not necessitate judicial involvement.

2024 Overall GRAND TOTAL		Distribution of Caseload		Change*		Percentage (%) of Caseload			
499 +61 13.9% 	Adult	260	52%	-1.1%	▼	-3	Adult	2023	2024
	Juvenile	239	48%	36.6%	▲	+64	Juvenile	60.0%	52.1%
GRAND TOTAL		499	100%	13.9%	▲	+61	GRAND TOTAL	100%	100%

Filings by Division & Code

Division	Case Type Description	Code	Summary	Change	% Change	Absolute Change
Adult	Misdemeanor	CM	81	▲	+6.6%	+5
	Other	OT	44	▲	-8.3%	-4
	Civil Support	VS	43	▲	+43.3%	+13
	Show Cause	SC	41	▲	+13.9%	+5
	Family Abuse - Protective Order	FP	17	▼	-26.1%	-6
	Capias	CA	13	▼	-13.3%	-2
	Felony	CF	13	▼	-35.0%	-7
	Motion - Protective Order	MP	4	▼	-20.0%	-1
	Non-Family Abuse Protective Order	AP	2	↔	-	-
	Violation of Protective Order	PV	2	▼	-50.0%	-2
	Remand Support	RS	0	▼	-100.0%	-3
	Violation Family Abuse Protective Order	PS	0	▼	-100.0%	-1
	Total			260	▼	-1.1%
Juvenile	Custody Visitation	CV	132	▲	+32.0%	+32
	Misdemeanor	DM	37	▲	+76.2%	+16
	Child In Need of Services	CS	16	▲	+128.6%	+9
	Felony	DF	16	▲	+166.7%	+10
	Truancy	TR	14	▲	+180.0%	+9
	Traffic	T	7	▼	-46.2%	-6
	Foster Care Review	FC	4	▲	+300.0%	+3
	Terminate Parental Rights	TP	4	▲	-	+4
	Paternity	PT	2	▼	-33.3%	-1
	Abuse and Neglect	AN	1	↔	-	-
	Initial Foster Care	IF	1	▲	-	+1
	Non-Family Abuse Protective Order	AP	1	↔	-	-
	Other	OT	1	▲	-	+1
	Show Cause	SC	1	▼	-75.0%	-3
	Status	ST	1	▲	-50.0%	-1
	Temporary Detention Order	TD	1	↔	-	-
	Capias	CA	0	▼	-100.0%	-1
	Remand Custody	RC	0	▼	-100.0%	-5
	Remand Visitation	RV	0	▼	-100.0%	-4
	Total			239	▲	36.6%
GRAND TOTAL			499	▲	13.9%	+61

Filings by Major Case Category**


Category	Summary	Change	% Change	Absolute Change
Adult Criminal	130	▼	-3.7%	-5
Child Dependency	10	▲	+400.0%	+8
Child in Need of Services/Supervision	30	▲	+150.0%	+18
Custody and Visitation	134	▼	+30.1%	+31
Delinquency	54	▲	+68.8%	+22
Juvenile Miscellaneous	1	▲	-50.0%	-1
Other	46	▲	-24.6%	-15
Protective Orders	24	▼	-22.6%	-7
Support	63	▼	+34.0%	+16

* Compared to same time period as previous year

** Case Type Categories are defined in the 2017 Virginia Judicial Workload Assessment

The data reported reflect the case management system. The case types reported may not necessitate judicial involvement.

Traffic		7	▼	-46.2%	-6
	GRAND TOTAL	499	▲	13.9%	+61

2024 Overall GRAND TOTAL		Distribution of Caseload			Change*		Percentage (%) of Caseload		
245 -42 -14.6% 		Adult	150	61%	16.3% ▲	+21	Adult	44.9%	61.2%
		Juvenile	95	39%	-39.9% ▼	-63	Juvenile	55.1%	38.8%
		GRAND TOTAL	245	100%	-14.6% ▼	-42	GRAND TOTAL	100%	100%

Filings by Division & Code

Division	Case Type Description	Code	Summary	Change	% Change	Absolute Change
Adult	Misdemeanor	CM	39	▲	+34.5%	+10
	Other	OT	24	▼	-29.4%	-10
	Show Cause	SC	22	▲	+37.5%	+6
	Civil Support	VS	19	▼	-40.6%	-13
	Family Abuse - Protective Order	FP	16	▲	+128.6%	+9
	Capias	CA	14	▲	+180.0%	+9
	Felony	CF	14	▲	+366.7%	+11
	Non-Family Abuse Protective Order	AP	1	▲	-	+1
	Restricted License for Non-Support	SL	1	▲	-	+1
	Motion - Protective Order	MP	0	▼	-100.0%	-2
	Violation Family Abuse Protective Order	PS	0	▼	-100.0%	-1
		Total		150	▲	16.3%
Juvenile	Custody Visitation	CV	51	▼	-48.5%	-48
	Misdemeanor	DM	16	▲	+100.0%	+8
	Traffic	T	14	▼	-17.6%	-3
	Child In Need of Services	CS	3	▼	-50.0%	-3
	Felony	DF	3	▲	+200.0%	+2
	Show Cause	SC	3	▲	-	-
	Truancy	TR	2	↔	-	-
	Abuse and Neglect	AN	1	▲	-	+1
	Emergency Custody Order	EC	1	▲	-	+1
	Status	ST	1	▼	-91.7%	-11
	Capias	CA	0	▼	-100.0%	-1
	Foster Care Review	FC	0	▼	-100.0%	-1
	Non-Family Abuse Protective Order	AP	0	▼	-100.0%	-1
	Paternity	PT	0	▼	-100.0%	-4
	Permanency Planning	PH	0	▼	-100.0%	-3
		Total		95	▼	-39.9%
GRAND TOTAL			245	▼	-14.6%	-42

Filings by Major Case Category**

Category	Summary	Change	% Change	Absolute Change
Adult Criminal	79	▲	+68.1%	+32
Child Dependency	1	▲	-75.0%	-3
Child in Need of Services/Supervision	6	▲	-25.0%	-2
Custody and Visitation	51	▼	-50.5%	-52
Delinquency	21	▲	+61.5%	+8
Juvenile Miscellaneous	1	▼	-91.7%	-11
Other	25	▲	-26.5%	-9
Protective Orders	17	▲	+70.0%	+7
Support	30	▲	-23.1%	-9
Traffic	14	▼	-17.6%	-3
GRAND TOTAL	245	▼	-14.6%	-42

* Compared to same time period as previous year

** Case Type Categories are defined in the 2017 Virginia Judicial Workload Assessment

The data reported reflect the case management system. The case types reported may not necessitate judicial involvement.

2024 Overall GRAND TOTAL		Distribution of Caseload			Change*		Percentage (%) of Caseload		
7,656	+498 7.0%	Adult	4,042	53%	14.7% ▲	+518	Adult	49.2%	52.8%
2024		Juvenile	3,614	47%	-0.6% ▼	-20	Juvenile	50.8%	47.2%
2023		GRAND TOTAL	7,656	100%	7.0% ▲	+498	GRAND TOTAL	100%	100%

Filings by Division & Code

Division	Case Type Description	Code	Summary	Change	% Change	Absolute Change	
Adult	Civil Support	VS	921	▲	+26.7%	+194	
	Show Cause	SC	895	▲	+15.6%	+121	
	Misdemeanor	CM	678	▲	+13.2%	+79	
	Other	OT	600	▼	+9.3%	+51	
	Felony	CF	311	▲	+9.9%	+28	
	Family Abuse - Protective Order	FP	297	▲	+17.9%	+45	
	Capias	CA	146	▲	+2.1%	+3	
	Remand Support	RS	70	▲	+4.5%	+3	
	Motion - Protective Order	MP	69	▲	+11.3%	+7	
	Non-Family Abuse Protective Order	AP	30	▼	-14.3%	-5	
	Violation of Protective Order	PV	15	▼	-34.8%	-8	
	Restricted License for Non-Support	SL	7	▲	+600.0%	+6	
	Criminal Support	CS	2	▼	-66.7%	-4	
	Protective Order	PC	1	▲	-	+1	
Violation Family Abuse Protective Order	PS	0	▼	-100.0%	-3		
	Total		4,042	▲	14.7%	+518	
Juvenile	Custody Visitation	CV	2,369	▼	-0.9%	-22	
	Misdemeanor	DM	307	▼	-8.6%	-29	
	Felony	DF	140	▲	+68.7%	+57	
	Paternity	PT	110	▲	+39.2%	+31	
	Remand Custody	RC	107	▲	+12.6%	+12	
	Remand Visitation	RV	104	▲	+8.3%	+8	
	Traffic	T	86	▼	-14.0%	-14	
	Foster Care Review	FC	44	▼	-29.0%	-18	
	Non-Family Abuse Protective Order	AP	35	▼	-41.7%	-25	
	Child In Need of Services	CS	34	▲	+54.5%	+12	
	Permanency Planning	PH	34	▲	+30.8%	+8	
	Truancy	TR	29	▲	+16.0%	+4	
	Show Cause	SC	28	▼	-41.7%	-20	
	Abuse and Neglect	AN	27	▼	-37.2%	-16	
	Voluntary Continuing Services and Support Agree	VA	26	▲	+18.2%	+4	
	Special Immigrant Juvenile Status	SI	25	▲	+1,150.0%	+23	
	Child at Risk	RI	20	▼	-9.1%	-2	
	Status	ST	20	↔	-	-	
	Terminate Parental Rights	TP	15	▼	-11.8%	-2	
	Initial Foster Care	IF	14	▼	-30.0%	-6	
	Temporary Detention Order	TD	11	▼	-54.2%	-13	
	Other	OT	10	▼	-28.6%	-4	
	Emergency Custody Order	EC	6	↔	-	-	
	Relief of Custody	CR	5	▼	-61.5%	-8	
	Motion - Protective Order	MP	4	▲	+33.3%	+1	
	Violation Family Abuse Protective Order	PS	2	▲	-	+2	
	Entrustment	ET	1	▲	-	+1	
	Family Abuse - Protective Order	FP	1	↔	-	-	
	Capias	CA	0	▼	-100.0%	-1	
	Qualified Residential Treatment	QR	0	▼	-100.0%	-3	
		Total		3,614	▼	-0.6%	-20
		GRAND TOTAL		7,656	▲	7.0%	+498

* Compared to same time period as previous year

** Case Type Categories are defined in the 2017 Virginia Judicial Workload Assessment

The data reported reflect the case management system. The case types reported may not necessitate judicial involvement.

Filings by Major Case Category**

Category	Summary	Change	% Change	Absolute Change
Adult Criminal	1,495	▲	+13.3%	+175
Child Dependency	186	▲	-18.4%	-42
Child in Need of Services/Supervision	64	▲	+33.3%	+16
Custody and Visitation	2,479	▲	+0.4%	+9
Delinquency	476	▲	+1.9%	+9
Juvenile Miscellaneous	20	▼	-4.8%	-1
New to Workload Study	25	▲	+1,150.0%	+23
Other	908	▼	+6.8%	+58
Protective Orders	436	▲	+5.6%	+23
Support	1,481	▲	+19.5%	+242
Traffic	86	▼	-14.0%	-14
GRAND TOTAL	7,656	▲	7.0%	+498

* Compared to same time period as previous year

** Case Type Categories are defined in the 2017 Virginia Judicial Workload Assessment

The data reported reflect the case management system. The case types reported may not necessitate judicial involvement.

2024 Overall GRAND TOTAL		Distribution of Caseload			Change*		Percentage (%) of Caseload		
7,344 	0	Adult	3,628	49%	0.2% ▲	+9	Adult	49.3%	49.4%
	0.0%	Juvenile	3,716	51%	-0.2% ▼	-9	Juvenile	50.7%	50.6%
GRAND TOTAL		GRAND TOTAL	7,344	100%	0.0%	0	GRAND TOTAL	100%	100%

Filings by Division & Code

Division	Case Type Description	Code	Summary	Change	% Change	Absolute Change	
Adult	Misdemeanor	CM	833	▲	+2.5%	+20	
	Civil Support	VS	753	▼	-2.6%	-20	
	Other	OT	609	▲	-7.7%	-51	
	Show Cause	SC	488	▼	-7.2%	-38	
	Felony	CF	381	▲	+33.2%	+95	
	Family Abuse - Protective Order	FP	246	▲	+8.8%	+20	
	Capias	CA	240	▲	-5.5%	-14	
	Non-Family Abuse Protective Order	AP	29	▲	+20.8%	+5	
	Motion - Protective Order	MP	20	▲	+33.3%	+5	
	Remand Support	RS	15	↔		-	
	Violation of Protective Order	PV	5	▼	-68.8%	-11	
	Criminal Support	CS	3	▼	-25.0%	-1	
	Violation Family Abuse Protective Order	PS	3	▲	+50.0%	+1	
	Emergency Custody Order	EC	2	▲	-	+2	
Restricted License for Non-Support	SL	1	▼	-80.0%	-4		
Total			3,628	▲	0.2%	+9	
Juvenile	Custody Visitation	CV	2,139	▼	-4.5%	-101	
	Misdemeanor	DM	406	▲	+14.4%	+51	
	Paternity	PT	395	▲	+1.0%	+4	
	Traffic	T	157	▼	-8.7%	-15	
	Felony	DF	150	▲	+26.1%	+31	
	Status	ST	52	▲	+6.1%	+3	
	Permanency Planning	PH	45	▲	+7.1%	+3	
	Foster Care Review	FC	43	▲	+19.4%	+7	
	Special Immigrant Juvenile Status	SI	42	▲	+180.0%	+27	
	Show Cause	SC	41	▲	+95.2%	+20	
	Civil Violation	CI	31	▲	+14.8%	+4	
	Initial Foster Care	IF	26	▲	+30.0%	+6	
	Other	OT	22	▲	+69.2%	+9	
	Temporary Detention Order	TD	22	▲	+10.0%	+2	
	Abuse and Neglect	AN	20	▼	-39.4%	-13	
	Child In Need of Services	CS	20	▼	-39.4%	-13	
	Truancy	TR	18	▲	+38.5%	+5	
	Capias	CA	17	▼	-29.2%	-7	
	Terminate Parental Rights	TP	17	▼	-29.2%	-7	
	Non-Family Abuse Protective Order	AP	15	▲	+200.0%	+10	
	Remand Custody	RC	12	▼	-50.0%	-12	
	Remand Visitation	RV	12	▼	-50.0%	-12	
	Emergency Custody Order	EC	6	▼	-60.0%	-9	
	Child at Risk	RI	3	▲	-	+3	
	Motion - Protective Order	MP	3	▲	-	+3	
	Relief of Custody	CR	1	↔		-	
	Voluntary Continuing Services and Support Agreen	VA	1	▲	-	+1	
	Emancipation	EP	0	▼	-100.0%	-2	
	Entrustment	ET	0	▼	-100.0%	-2	
	Family Abuse - Protective Order	FP	0	▼	-100.0%	-4	
	Violation Family Abuse Protective Order	PS	0	▼	-100.0%	-1	
	Total			3,716	▼	-0.2%	-9
	GRAND TOTAL			7,344		0.0%	0

* Compared to same time period as previous year ** Case Type Categories are defined in the 2017 Virginia Judicial Workload Assessment

The data reported reflect the case management system. The case types reported may not necessitate judicial involvement.

Filings by Major Case Category**

Category	Summary	Change	% Change	Absolute Change
Adult Criminal	1,791	▲	+2.9%	+50
Child Dependency	156	▲	-1.3%	-2
Child in Need of Services/Supervision	44	▲	-10.2%	-5
Custody and Visitation	2,534	▼	-3.7%	-97
Delinquency	608	▲	+17.6%	+91
Juvenile Miscellaneous	52	▲	+2.0%	+1
New to Workload Study	73	▲	+73.8%	+31
Other	700	▲	-9.2%	-71
Protective Orders	313	▲	+14.2%	+39
Support	916	▲	-2.3%	-22
Traffic	157	▼	-8.7%	-15
GRAND TOTAL	7,344		0.0%	0

* Compared to same time period as previous year

** Case Type Categories are defined in the 2017 Virginia Judicial Workload Assessment

The data reported reflect the case management system. The case types reported may not necessitate judicial involvement.

2024 Overall GRAND TOTAL		Distribution of Caseload		Change*		Percentage (%) of Caseload		
1,284	+173 15.6%	Adult	659 51%	10.6% ▲	+63	Adult	53.6%	51.3%
2024		Juvenile	625 49%	21.4% ▲	+110	Juvenile	46.4%	48.7%
		GRAND TOTAL	1,284 100%	15.6% ▲	+173	GRAND TOTAL	100%	100%

Filings by Division & Code

Division	Case Type Description	Code	Summary	Change	% Change	Absolute Change	
Adult	Show Cause	SC	146	▲	+39.0%	+41	
	Civil Support	VS	127	▲	+14.4%	+16	
	Misdemeanor	CM	124	▼	-18.4%	-28	
	Other	OT	122	▲	+20.8%	+21	
	Family Abuse - Protective Order	FP	59	▲	+20.4%	+10	
	Felony	CF	38	▲	+52.0%	+13	
	Capias	CA	19	▲	+11.8%	+2	
	Motion - Protective Order	MP	13	↔		-	
	Non-Family Abuse Protective Order	AP	4	▼	-20.0%	-1	
	Remand Support	RS	3	▼	-75.0%	-9	
	Violation of Protective Order	PV	3	↔		-	
	Restricted License for Non-Support	SL	1	▼	-50.0%	-1	
	Violation Family Abuse Protective Order	PS	0	▼	-100.0%	-1	
	Total		659	▲	10.6%	+63	
Juvenile	Custody Visitation	CV	428	▲	+36.7%	+115	
	Misdemeanor	DM	51	▲	+75.9%	+22	
	Traffic	T	25	▲	+127.3%	+14	
	Child In Need of Services	CS	21	▲	+31.3%	+5	
	Paternity	PT	15	▲	+36.4%	+4	
	Child at Risk	RI	11	▲	-	+11	
	Remand Custody	RC	9	▼	-40.0%	-6	
	Remand Visitation	RV	9	▼	-30.8%	-4	
	Truancy	TR	9	▼	-10.0%	-1	
	Abuse and Neglect	AN	8	▲	-	+8	
	Felony	DF	8	▲	+300.0%	+6	
	Show Cause	SC	7	▼	-86.0%	-43	
	Permanency Planning	PH	6	▼	-33.3%	-3	
	Foster Care Review	FC	5	▼	-16.7%	-1	
	Initial Foster Care	IF	3	▲	+50.0%	+1	
	Motion - Protective Order	MP	2	▼	-50.0%	-2	
	Non-Family Abuse Protective Order	AP	2	▼	-50.0%	-2	
	Other	OT	2	▼	-33.3%	-1	
	Civil Violation	CI	1	↔		-	
	Emergency Custody Order	EC	1	↔		-	
	Temporary Detention Order	TD	1	▼	-80.0%	-4	
	Voluntary Continuing Services and Support Agree	VA	1	▼	-80.0%	-4	
	Relief of Custody	CR	0	▼	-100.0%	-1	
	Status	ST	0	▼	-100.0%	-3	
	Terminate Parental Rights	TP	0	▼	-100.0%	-1	
		Total		625	▲	21.4%	+110
		GRAND TOTAL		1,284	▲	15.6%	+173

Filings by Major Case Category**

Category	Summary	Change	% Change	Absolute Change
Adult Criminal	277	▼	+2.6%	+7
Child Dependency	34	▲	+41.7%	+10
Child in Need of Services/Supervision	30	▲	+15.4%	+4

* Compared to same time period as previous year ** Case Type Categories are defined in the 2017 Virginia Judicial Workload Assessment

The data reported reflect the case management system. The case types reported may not necessitate judicial involvement.

Custody and Visitation	443	▲	+36.7%	+119
Delinquency	66	▲	-18.5%	-15
Juvenile Miscellaneous	0	▼	-100.0%	-3
New to Workload Study	1	↔		0
Other	147	▼	-2.0%	-3
Protective Orders	80	▼	+6.7%	+5
Support	181	▲	+24.0%	+35
Traffic	25	▲	+127.3%	+14
GRAND TOTAL	1,284	▲	15.6%	+173

* Compared to same time period as previous year

** Case Type Categories are defined in the 2017 Virginia Judicial Workload Assessment

The data reported reflect the case management system. The case types reported may not necessitate judicial involvement.

2024 Overall GRAND TOTAL		Distribution of Caseload		Change*		Percentage (%) of Caseload			
2,998 	+337	Adult	1,548	52%	17.2% ▲	+227	Adult	49.6%	51.6%
	12.7%	Juvenile	1,450	48%	8.2% ▲	+110	Juvenile	50.4%	48.4%
		GRAND TOTAL	2,998	100%	12.7% ▲	+337	GRAND TOTAL	100%	100%

Filings by Division & Code

Division	Case Type Description	Code	Summary	Change	% Change	Absolute Change	
Adult	Show Cause	SC	373	▲	+52.9%	+129	
	Misdemeanor	CM	357	▲	+42.8%	+107	
	Other	OT	278	▲	+38.3%	+77	
	Civil Support	VS	224	▲	+5.2%	+11	
	Family Abuse - Protective Order	FP	107	▲	+101.9%	+54	
	Felony	CF	74	▼	-16.9%	-15	
	Capias	CA	64	▼	-31.9%	-30	
	Motion - Protective Order	MP	27	▼	-44.9%	-22	
	Non-Family Abuse Protective Order	AP	18	▼	-80.4%	-74	
	Violation of Protective Order	PV	18	▼	-35.7%	-10	
	Remand Support	RS	7	▲	+16.7%	+1	
	Violation Family Abuse Protective Order	PS	1	↔	-	-	
	Restricted License for Non-Support	SL	0	▼	-100.0%	-1	
Total			1,548	▲	17.2%	+227	
Juvenile	Custody Visitation	CV	660	▼	-1.6%	-11	
	Misdemeanor	DM	130	▲	+39.8%	+37	
	Traffic	T	108	▼	-10.0%	-12	
	Abuse and Neglect	AN	86	▲	+1.2%	+1	
	Foster Care Review	FC	56	▲	+21.7%	+10	
	Permanency Planning	PH	54	▼	-8.5%	-5	
	Initial Foster Care	IF	47	▲	+95.8%	+23	
	Motion - Protective Order	MP	47	▲	+261.5%	+34	
	Felony	DF	43	▼	-25.9%	-15	
	Special Immigrant Juvenile Status	SI	38	▼	-15.6%	-7	
	Paternity	PT	25	▲	+47.1%	+8	
	Truancy	TR	21	▲	+200.0%	+14	
	Child In Need of Services	CS	18	▼	-10.0%	-2	
	Non-Family Abuse Protective Order	AP	17	▲	+112.5%	+9	
	Terminate Parental Rights	TP	17	▼	-5.6%	-1	
	Remand Custody	RC	12	▲	-	+12	
	Remand Visitation	RV	12	▲	-	+12	
	Temporary Detention Order	TD	12	▼	-20.0%	-3	
	Status	ST	9	▼	-25.0%	-3	
	Relief of Custody	CR	8	▲	+166.7%	+5	
	Emergency Custody Order	EC	7	▼	-22.2%	-2	
	Family Abuse - Protective Order	FP	5	▲	-	+5	
	Other	OT	5	▼	-16.7%	-1	
	Show Cause	SC	5	▲	+150.0%	+3	
	Voluntary Continuing Services and Support Agreem	VA	4	▼	-20.0%	-1	
	Restoration of Parental Rights	RR	2	▲	-	+2	
	Child at Risk	RI	1	▲	-	+1	
	Civil Violation	CI	1	▼	-66.7%	-2	
	Qualified Residential Treatment	QR	0	▼	-100.0%	-1	
	Total			1,450	▲	8.2%	+110
	GRAND TOTAL			2,998	▲	12.7%	+337

* Compared to same time period as previous year

** Case Type Categories are defined in the 2017 Virginia Judicial Workload Assessment

The data reported reflect the case management system. The case types reported may not necessitate judicial involvement.

Filings by Major Case Category**

Category	Summary	Change	% Change	Absolute Change
Adult Criminal	753	▲	+23.8%	+145
Child Dependency	273	▲	+13.3%	+32
Child in Need of Services/Supervision	39	▲	+44.4%	+12
Custody and Visitation	685	▲	-0.4%	-3
Delinquency	178	▲	+16.3%	+25
Juvenile Miscellaneous	9	▼	-30.8%	-4
New to Workload Study	39	▼	-18.8%	-9
Other	335	▲	+41.9%	+99
Protective Orders	221	▲	+2.8%	+6
Support	358	▼	+14.7%	+46
Traffic	108	▼	-10.0%	-12
GRAND TOTAL	2,998	▲	12.7%	+337

* Compared to same time period as previous year

** Case Type Categories are defined in the 2017 Virginia Judicial Workload Assessment

The data reported reflect the case management system. The case types reported may not necessitate judicial involvement.

2024 Overall GRAND TOTAL		Distribution of Caseload		Change*		Percentage (%) of Caseload			
1,571	-85 -5.1%	Adult	1,004	64%	1.4% ▲	+14	Adult	59.8%	63.9%
2024		Juvenile	567	36%	-14.9% ▼	-99	Juvenile	40.2%	36.1%
2023		GRAND TOTAL	1,571	100%	-5.1% ▼	-85	GRAND TOTAL	100%	100%

Filings by Division & Code

Division	Case Type Description	Code	Summary	Change	% Change	Absolute Change
Adult	Show Cause	SC	268	▲	+42.6%	+80
	Misdemeanor	CM	212	▼	-0.9%	-2
	Other	OT	188	▼	-20.0%	-47
	Civil Support	VS	121	▲	+18.6%	+19
	Capias	CA	94	▼	-1.1%	-1
	Felony	CF	52	▼	-3.7%	-2
	Family Abuse - Protective Order	FP	44	▼	-22.8%	-13
	Motion - Protective Order	MP	13	▼	-7.1%	-1
	Violation of Protective Order	PV	10	▼	-23.1%	-3
	Non-Family Abuse Protective Order	AP	1	▼	-91.7%	-11
	Remand Support	RS	1	▼	-75.0%	-3
	Restricted License for Non-Support	SL	0	▼	-100.0%	-2
	Total			1,004	▲	1.4%
Juvenile	Custody Visitation	CV	212	▼	-33.1%	-105
	Misdemeanor	DM	60	▼	-3.2%	-2
	Abuse and Neglect	AN	59	▲	+63.9%	+23
	Initial Foster Care	IF	44	▲	+214.3%	+30
	Foster Care Review	FC	36	▲	+71.4%	+15
	Traffic	T	31	▼	-16.2%	-6
	Felony	DF	29	▲	+3.6%	+1
	Permanency Planning	PH	25	▼	-10.7%	-3
	Special Immigrant Juvenile Status	SI	12	▲	+50.0%	+4
	Terminate Parental Rights	TP	10	▲	+150.0%	+6
	Paternity	PT	8	▼	-52.9%	-9
	Non-Family Abuse Protective Order	AP	5	▼	-54.5%	-6
	Temporary Detention Order	TD	5	▼	-80.8%	-21
	Truancy	TR	5	▲	+66.7%	+2
	Child In Need of Services	CS	4	▼	-55.6%	-5
	Emergency Custody Order	EC	4	▼	-63.6%	-7
	Motion - Protective Order	MP	3	▼	-50.0%	-3
	Other	OT	3	▲	-62.5%	-5
	Show Cause	SC	3	▼	-25.0%	-1
	Voluntary Continuing Services and Support Agreem	VA	3	▼	-25.0%	-1
	Family Abuse - Protective Order	FP	2	▲	-	+2
	Relief of Custody	CR	2	▼	-33.3%	-1
	Status	ST	2	▼	-75.0%	-6
	Remand Custody	RC	0	▼	-100.0%	-1
	Total			567	▼	-14.9%
GRAND TOTAL			1,571	▼	-5.1%	-85

Filings by Major Case Category**

Category	Summary	Change	% Change	Absolute Change
Adult Criminal	497	▲	+7.8%	+36
Child Dependency	179	▲	+62.7%	+69
Child in Need of Services/Supervision	9	▲	-25.0%	-3
Custody and Visitation	220	▼	-34.1%	-114
Delinquency	92	▼	-2.1%	-2

* Compared to same time period as previous year ** Case Type Categories are defined in the 2017 Virginia Judicial Workload Assessment

The data reported reflect the case management system. The case types reported may not necessitate judicial involvement.

Juvenile Miscellaneous	3	▲	-62.5%	-5
New to Workload Study	12	▲	+50.0%	+4
Other	200	▼	-29.8%	-85
Protective Orders	68	▲	-32.0%	-32
Support	260	▼	+25.6%	+53
Traffic	31	▼	-16.2%	-6
GRAND TOTAL	1,571	▼	-5.1%	-85

* Compared to same time period as previous year

** Case Type Categories are defined in the 2017 Virginia Judicial Workload Assessment

The data reported reflect the case management system. The case types reported may not necessitate judicial involvement.

2024 Overall GRAND TOTAL		Distribution of Caseload			Change*		Percentage (%) of Caseload		
2,832	-192 -6.3%	Adult	1,446	51%	-9.5% ▼	-151	Adult	52.8%	51.1%
2024		Juvenile	1,386	49%	-2.9% ▼	-41	Juvenile	47.2%	48.9%
2023		GRAND TOTAL	2,832	100%	-6.3% ▼	-192	GRAND TOTAL	100%	100%

Filings by Division & Code

Division	Case Type Description	Code	Summary	Change	% Change	Absolute Change	
Adult	Show Cause	SC	438	▲	-12.4%	-62	
	Civil Support	VS	283	▼	-2.4%	-7	
	Misdemeanor	CM	234	▼	-17.6%	-50	
	Other	OT	163	▼	+0.6%	+1	
	Family Abuse - Protective Order	FP	109	▼	-2.7%	-3	
	Capias	CA	83	▼	-4.6%	-4	
	Felony	CF	60	▼	-31.0%	-27	
	Motion - Protective Order	MP	39	▲	+11.4%	+4	
	Remand Support	RS	14	▲	+16.7%	+2	
	Violation of Protective Order	PV	11	▼	-8.3%	-1	
	Non-Family Abuse Protective Order	AP	7	↔		-	
	Restricted License for Non-Support	SL	5	▼	-16.7%	-1	
	Return of Desposit (Bondsman)	RD	0	▼	-100.0%	-1	
	Violation Family Abuse Protective Order	PS	0	▼	-100.0%	-2	
	Total		1,446	▼	-9.5%	-151	
Juvenile	Custody Visitation	CV	819	▼	-9.1%	-82	
	Misdemeanor	DM	157	▲	+12.1%	+17	
	Traffic	T	86	▼	-4.4%	-4	
	Felony	DF	73	▲	+128.1%	+41	
	Special Immigrant Juvenile Status	SI	48	▲	+100.0%	+24	
	Child In Need of Services	CS	31	▲	+14.8%	+4	
	Remand Custody	RC	22	▲	+15.8%	+3	
	Remand Visitation	RV	22	▲	+15.8%	+3	
	Show Cause	SC	19	▲	+171.4%	+12	
	Paternity	PT	17	▲	+6.3%	+1	
	Permanency Planning	PH	13	▼	-7.1%	-1	
	Child at Risk	RI	11	▲	+57.1%	+4	
	Non-Family Abuse Protective Order	AP	9	▼	-62.5%	-15	
	Temporary Detention Order	TD	8	▼	-11.1%	-1	
	Civil Violation	CI	7	▼	-12.5%	-1	
	Abuse and Neglect	AN	6	▼	-33.3%	-3	
	Foster Care Review	FC	6	▼	-60.0%	-9	
	Initial Foster Care	IF	6	▲	+20.0%	+1	
	Truancy	TR	6	▼	-45.5%	-5	
	Motion - Protective Order	MP	4	▼	-50.0%	-4	
	Status	ST	4	▼	-63.6%	-7	
	Family Abuse - Protective Order	FP	3	▲	-	+3	
	Capias	CA	2	↔		-	
	Emergency Custody Order	EC	2	▼	-33.3%	-1	
	Terminate Parental Rights	TP	2	↔		-	
	Entrustment	ET	1	↔		-	
	Other	OT	1	▼	-87.5%	-7	
	Voluntary Continuing Services and Support Agreen	VA	1	▼	-75.0%	-3	
	Emancipation	EP	0	▼	-100.0%	-2	
	Relief of Custody	CR	0	▼	-100.0%	-5	
	Violation of Protective Order	PV	0	▼	-100.0%	-4	
		Total		1,386	▼	-2.9%	-41
		GRAND TOTAL		2,832	▼	-6.3%	-192

* Compared to same time period as previous year

** Case Type Categories are defined in the 2017 Virginia Judicial Workload Assessment

The data reported reflect the case management system. The case types reported may not necessitate judicial involvement.

Filings by Major Case Category**

Category	Summary	Change	% Change	Absolute Change
Adult Criminal	656	▼	-23.1%	-197
Child Dependency	46	▼	-25.8%	-16
Child in Need of Services/Supervision	49	▲	+22.5%	+9
Custody and Visitation	836	▼	-8.8%	-81
Delinquency	239	▲	+30.6%	+56
Juvenile Miscellaneous	4	▼	-69.2%	-9
New to Workload Study	55	▲	+71.9%	+23
Other	232	▼	-0.4%	-1
Protective Orders	171	▲	-8.1%	-15
Support	458	▲	+10.4%	+43
Traffic	86	▼	-4.4%	-4
GRAND TOTAL	2,832	▼	-6.3%	-192

* Compared to same time period as previous year

** Case Type Categories are defined in the 2017 Virginia Judicial Workload Assessment

The data reported reflect the case management system. The case types reported may not necessitate judicial involvement.

2024 Overall GRAND TOTAL		Distribution of Caseload		Change*		Percentage (%) of Caseload			
1,005 +56 5.9% 		Adult	533	53%	26.3% ▲	+111	Adult	44.5%	53.0%
		Juvenile	472	47%	-10.4% ▼	-55	Juvenile	55.5%	47.0%
		GRAND TOTAL	1,005	100%	5.9% ▲	+56	GRAND TOTAL	100%	100%

Filings by Division & Code

Division	Case Type Description	Code	Summary	Change	% Change	Absolute Change
Adult	Show Cause	SC	162	▲	+65.3%	+64
	Civil Support	VS	94	▲	+13.3%	+11
	Other	OT	75	▲	+29.3%	+17
	Misdemeanor	CM	63	▲	+8.6%	+5
	Felony	CF	44	▲	+29.4%	+10
	Family Abuse - Protective Order	FP	33	↔		-
	Capias	CA	23	▼	+27.8%	+5
	Remand Support	RS	21	▲	+31.3%	+5
	Motion - Protective Order	MP	12	▲	+9.1%	+1
	Violation of Protective Order	PV	4	↔		-
	Bond Forfeiture	BF	1	▲	-	+1
	Non-Family Abuse Protective Order	AP	1	▼	-85.7%	-6
	Protective Order	PC	0	▼	-100.0%	-2
	Total		533	▲	26.3%	+111
Juvenile	Custody Visitation	CV	266	▼	-17.4%	-56
	Misdemeanor	DM	40	▼	-14.9%	-7
	Traffic	T	29	▼	-27.5%	-11
	Permanency Planning	PH	27	▲	+200.0%	+18
	Remand Custody	RC	17	▲	+6.3%	+1
	Remand Visitation	RV	17	▲	+88.9%	+8
	Foster Care Review	FC	14	▲	+16.7%	+2
	Child In Need of Services	CS	9	▲	+28.6%	+2
	Truancy	TR	9	▲	+350.0%	+7
	Non-Family Abuse Protective Order	AP	8	▼	-11.1%	-1
	Initial Foster Care	IF	7	▼	-22.2%	-2
	Abuse and Neglect	AN	6	▼	-62.5%	-10
	Temporary Detention Order	TD	5	▲	+66.7%	+2
	Voluntary Continuing Services and Support Agree	VA	5	▲	+150.0%	+3
	Other	OT	4	▲	+100.0%	+2
	Paternity	PT	4	▲	+300.0%	+3
	Felony	DF	2	▼	-85.7%	-12
	Civil Violation	CI	1	↔		-
	Family Abuse - Protective Order	FP	1	▲	-	+1
	Show Cause	SC	1	▲	-	+1
	Emergency Custody Order	EC	0	▼	-100.0%	-2
	Motion - Protective Order	MP	0	▼	-100.0%	-1
	Relief of Custody	CR	0	▼	-100.0%	-1
	Terminate Parental Rights	TP	0	▼	-100.0%	-2
		Total		472	▼	-10.4%
	GRAND TOTAL		1,005	▲	5.9%	+56

Filings by Major Case Category**

Category	Summary	Change	% Change	Absolute Change
Adult Criminal	231	▲	+20.3%	+39
Child Dependency	59	▲	+15.7%	+8
Child in Need of Services/Supervision	18	▲	+100.0%	+9
Custody and Visitation	270	▲	-16.4%	-53

* Compared to same time period as previous year

** Case Type Categories are defined in the 2017 Virginia Judicial Workload Assessment

The data reported reflect the case management system. The case types reported may not necessitate judicial involvement.

CPSS - JCMS CASELOAD STATISTICS OF THE JUVENILE & DOMESTIC RELATIONS DISTRICT COURTS
 January 2024 thru October 2024 Filings (Compared to January 2023 thru October 2023)

Fluvanna

District: 16 FIPS: 065

Delinquency	43	▲	-29.5%	-18
New to Workload Study	1	↔		0
Other	139	▲	+31.1%	+33
Protective Orders	55	▲	-9.8%	-6
Support	160	▲	+52.4%	+55
Traffic	29	▼	-27.5%	-11
GRAND TOTAL	1,005	▲	5.9%	+56

* Compared to same time period as previous year

** Case Type Categories are defined in the 2017 Virginia Judicial Workload Assessment

The data reported reflect the case management system. The case types reported may not necessitate judicial involvement.

2024 Overall GRAND TOTAL		Distribution of Caseload		Change*		Percentage (%) of Caseload			
623	-141 -18.5%	Adult	254 41%	-13.6%	▼	-40	Adult	38.5%	40.8%
2024		Juvenile	369 59%	-21.5%	▼	-101	Juvenile	61.5%	59.2%
2023		GRAND TOTAL	623 100%	-18.5%	▼	-141	GRAND TOTAL	100%	100%

Filings by Division & Code

Division	Case Type Description	Code	Summary	Change	% Change	Absolute Change
Adult	Show Cause	SC	59	▲	+59.5%	+22
	Misdemeanor	CM	53	▼	-41.1%	-37
	Other	OT	51	▲	+2.0%	+1
	Civil Support	VS	40	▼	-11.1%	-5
	Family Abuse - Protective Order	FP	18	▲	+38.5%	+5
	Felony	CF	18	↔		-
	Capias	CA	10	▼	-28.6%	-4
	Violation of Protective Order	PV	4	▼	-66.7%	-8
	Remand Support	RS	1	▼	-85.7%	-6
	Motion - Protective Order	MP	0	▼	-100.0%	-2
	Violation Family Abuse Protective Order	PS	0	▼	-100.0%	-6
	Total		254	▼	-13.6%	-40
Juvenile	Custody Visitation	CV	155	▼	-32.3%	-74
	Misdemeanor	DM	82	▼	-3.5%	-3
	Traffic	T	71	↔		-
	Felony	DF	14	▼	-22.2%	-4
	Permanency Planning	PH	9	▲	+80.0%	+4
	Abuse and Neglect	AN	6	▼	-33.3%	-3
	Motion - Protective Order	MP	5	▲	-	+5
	Status	ST	4	▲	+33.3%	+1
	Capias	CA	3	▲	-	+3
	Emergency Custody Order	EC	3	▲	+200.0%	+2
	Remand Custody	RC	3	▼	-75.0%	-9
	Remand Visitation	RV	3	▼	-72.7%	-8
	Voluntary Continuing Services and Support Agree	VA	3	▲	+200.0%	+2
	Child In Need of Services	CS	2	▼	-71.4%	-5
	Special Immigrant Juvenile Status	SI	2	▲	-	+2
	Foster Care Review	FC	1	▼	-80.0%	-4
	Initial Foster Care	IF	1	▼	-80.0%	-4
	Non-Family Abuse Protective Order	AP	1	↔		-
	Other	OT	1	▲	-	+1
	Child at Risk	RI	0	▼	-100.0%	-1
	Family Abuse - Protective Order	FP	0	▼	-100.0%	-1
	Paternity	PT	0	▼	-100.0%	-1
	Show Cause	SC	0	▼	-100.0%	-1
	Temporary Detention Order	TD	0	▼	-100.0%	-2
Truancy	TR	0	▼	-100.0%	-1	
	Total		369	▼	-21.5%	-101
GRAND TOTAL			623	▼	-18.5%	-141

Filings by Major Case Category**

Category	Summary	Change	% Change	Absolute Change
Adult Criminal	124	▼	-25.7%	-43
Child Dependency	20	▼	-23.1%	-6
Child in Need of Services/Supervision	2	▼	-77.8%	-7
Custody and Visitation	155	▼	-32.6%	-75
Delinquency	99	▲	-3.9%	-4

* Compared to same time period as previous year ** Case Type Categories are defined in the 2017 Virginia Judicial Workload Assessment

The data reported reflect the case management system. The case types reported may not necessitate judicial involvement.

CPSS - JCMS CASELOAD STATISTICS OF THE JUVENILE & DOMESTIC RELATIONS DISTRICT COURTS
 January 2024 thru October 2024 Filings (Compared to January 2023 thru October 2023)

Juvenile Miscellaneous	4	▲	+33.3%	+1
New to Workload Study	2	▲	-	+2
Other	62	▲	-25.3%	-21
Protective Orders	24	▲	+41.2%	+7
Support	60	▲	+9.1%	+5
Traffic	71	↔		0
GRAND TOTAL	623	▼	-18.5%	-141

* Compared to same time period as previous year

** Case Type Categories are defined in the 2017 Virginia Judicial Workload Assessment

The data reported reflect the case management system. The case types reported may not necessitate judicial involvement.

2024 Overall GRAND TOTAL		Distribution of Caseload			Change*		Percentage (%) of Caseload		
1,060 	+21	Adult	523	49%	12.2% ▲	+57	Adult	44.9%	49.3%
	2.0%	Juvenile	537	51%	-6.3% ▼	-36	Juvenile	55.1%	50.7%
GRAND TOTAL		GRAND TOTAL	1,060	100%	2.0% ▲	+21	GRAND TOTAL	100%	100%

Filings by Division & Code

Division	Case Type Description	Code	Summary	Change	% Change	Absolute Change
Adult	Show Cause	SC	139	▲	+47.9%	+45
	Civil Support	VS	99	▼	-2.0%	-2
	Misdemeanor	CM	99	▲	+106.3%	+51
	Other	OT	69	▲	+11.3%	+7
	Family Abuse - Protective Order	FP	50	↔		-
	Capias	CA	24	▲	+71.4%	+10
	Felony	CF	19	▼	-20.8%	-5
	Violation of Protective Order	PV	10	▼	-80.4%	-41
	Motion - Protective Order	MP	7	▼	-61.1%	-11
	Non-Family Abuse Protective Order	AP	5	▲	+150.0%	+3
	Remand Support	RS	2	↔		-
Total			523	▲	12.2%	+57
Juvenile	Custody Visitation	CV	288	▼	-9.4%	-30
	Traffic	T	47	▲	+34.3%	+12
	Misdemeanor	DM	45	▼	-4.3%	-2
	Felony	DF	28	▲	+100.0%	+14
	Foster Care Review	FC	16	▲	+33.3%	+4
	Non-Family Abuse Protective Order	AP	16	▲	+220.0%	+11
	Abuse and Neglect	AN	14	▼	-17.6%	-3
	Special Immigrant Juvenile Status	SI	10	▲	+100.0%	+5
	Entrustment	ET	9	▲	-	+9
	Permanency Planning	PH	9	▼	-72.7%	-24
	Child In Need of Services	CS	7	▼	-36.4%	-4
	Show Cause	SC	7	▲	-	+7
	Initial Foster Care	IF	6	▼	-40.0%	-4
	Paternity	PT	5	▲	+25.0%	+1
	Other	OT	4	▲	+300.0%	+3
	Truancy	TR	4	▲	+100.0%	+2
	Motion - Protective Order	MP	3	▲	+50.0%	+1
	Status	ST	3	▲	+50.0%	+1
	Voluntary Continuing Services and Support Agree	VA	3	↔		-
	Civil Violation	CI	2	↔		-
	Remand Custody	RC	2	▼	-50.0%	-2
	Remand Visitation	RV	2	▼	-50.0%	-2
	Terminate Parental Rights	TP	2	▼	-92.0%	-23
	Capias	CA	1	▲	-	+1
	Child at Risk	RI	1	▼	-87.5%	-7
	Emergency Custody Order	EC	1	▼	-66.7%	-2
	Family Abuse - Protective Order	FP	1	↔		-
	Temporary Detention Order	TD	1	▼	-75.0%	-3
	Qualified Residential Treatment	QR	0	▼	-100.0%	-1
	Total			537	▼	-6.3%
GRAND TOTAL			1,060	▲	2.0%	+21

* Compared to same time period as previous year

** Case Type Categories are defined in the 2017 Virginia Judicial Workload Assessment

The data reported reflect the case management system. The case types reported may not necessitate judicial involvement.

Filings by Major Case Category**

Category	Summary	Change	% Change	Absolute Change
Adult Criminal	235	▲	+13.5%	+28
Child Dependency	60	▲	-45.0%	-49
Child in Need of Services/Supervision	11	▲	-15.4%	-2
Custody and Visitation	293	▲	-9.0%	-29
Delinquency	81	▲	+32.8%	+20
Juvenile Miscellaneous	3	▲	+50.0%	+1
New to Workload Study	12	▲	+71.4%	+5
Other	81	▲	+1.3%	+1
Protective Orders	82	▲	+5.1%	+4
Support	155	▲	+24.0%	+30
Traffic	47	▲	+34.3%	+12
GRAND TOTAL	1,060	▲	2.0%	+21

* Compared to same time period as previous year

** Case Type Categories are defined in the 2017 Virginia Judicial Workload Assessment

The data reported reflect the case management system. The case types reported may not necessitate judicial involvement.

2024 Overall GRAND TOTAL		Distribution of Caseload			Change*		Percentage (%) of Caseload		
1,967 +67 3.5% 		Adult	1,102	56%	13.8% ▲	+134	Adult	50.9%	56.0%
		Juvenile	865	44%	-7.2% ▼	-67	Juvenile	49.1%	44.0%
		GRAND TOTAL	1,967	100%	3.5% ▲	+67	GRAND TOTAL	100%	100%

Filings by Division & Code

Division	Case Type Description	Code	Summary	Change	% Change	Absolute Change	
Adult	Misdemeanor	CM	273	▲	+59.6%	+102	
	Show Cause	SC	220	▲	+59.4%	+82	
	Other	OT	215	▼	+7.0%	+14	
	Civil Support	VS	144	▼	-15.3%	-26	
	Felony	CF	92	▼	-31.9%	-43	
	Family Abuse - Protective Order	FP	57	▲	+3.6%	+2	
	Capias	CA	48	▲	+6.7%	+3	
	Violation of Protective Order	PV	22	▲	+15.8%	+3	
	Motion - Protective Order	MP	14	▲	+40.0%	+4	
	Remand Support	RS	9	▼	-18.2%	-2	
	Non-Family Abuse Protective Order	AP	4	▼	-66.7%	-8	
	Restricted License for Non-Support	SL	4	▲	-	+4	
	Bond Forfeiture	BF	0	▼	-100.0%	-1	
	Total		1,102	▲	13.8%	+134	
Juvenile	Custody Visitation	CV	556	▼	-17.9%	-121	
	Traffic	T	70	▲	+94.4%	+34	
	Misdemeanor	DM	53	▲	+15.2%	+7	
	Felony	DF	20	↔	-	-	
	Permanency Planning	PH	20	▲	+100.0%	+10	
	Remand Custody	RC	18	▲	+20.0%	+3	
	Remand Visitation	RV	18	▲	+20.0%	+3	
	Motion - Protective Order	MP	14	▲	+75.0%	+6	
	Paternity	PT	13	▲	+30.0%	+3	
	Abuse and Neglect	AN	10	▼	-33.3%	-5	
	Civil Violation	CI	10	▲	+11.1%	+1	
	Child In Need of Services	CS	9	↔	-	-	
	Foster Care Review	FC	8	▼	-20.0%	-2	
	Non-Family Abuse Protective Order	AP	8	↔	-	-	
	Temporary Detention Order	TD	7	▲	+75.0%	+3	
	Initial Foster Care	IF	5	▼	-44.4%	-4	
	Terminate Parental Rights	TP	5	▲	+66.7%	+2	
	Show Cause	SC	4	▲	+100.0%	+2	
	Voluntary Continuing Services and Support Agreem	VA	4	▲	+33.3%	+2	
	Capias	CA	3	▲	+200.0%	+2	
	Emergency Custody Order	EC	3	▲	-	+3	
	Entrustment	ET	3	▲	-	+3	
	Truancy	TR	2	▼	-84.6%	-11	
	Other	OT	1	▼	-66.7%	-2	
	Status	ST	1	▼	-75.0%	-3	
	Family Abuse - Protective Order	FP	0	▼	-100.0%	-2	
		Total		865	▼	-7.2%	-67
		GRAND TOTAL		1,967	▲	3.5%	+67

Filings by Major Case Category**

Category	Summary	Change	% Change	Absolute Change
Adult Criminal	542	▼	+23.5%	+103
Child Dependency	55	▲	+10.0%	+5

* Compared to same time period as previous year ** Case Type Categories are defined in the 2017 Virginia Judicial Workload Assessment

The data reported reflect the case management system. The case types reported may not necessitate judicial involvement.

CPSS - JCMS CASELOAD STATISTICS OF THE JUVENILE & DOMESTIC RELATIONS DISTRICT COURTS
 January 2024 thru October 2024 Filings (Compared to January 2023 thru October 2023)

Louisa

District: 16 FIPS: 109

Child in Need of Services/Supervision	11	▼	-50.0%	-11
Custody and Visitation	569	▲	-17.2%	-118
Delinquency	80	▲	+15.9%	+11
Juvenile Miscellaneous	1	▼	-75.0%	-3
New to Workload Study	10	▲	+11.1%	+1
Other	271	▲	+8.8%	+22
Protective Orders	97	▼	+2.1%	+2
Support	261	▲	+8.8%	+21
Traffic	70	▲	+94.4%	+34
GRAND TOTAL	1,967	▲	3.5%	+67

* Compared to same time period as previous year

** Case Type Categories are defined in the 2017 Virginia Judicial Workload Assessment

The data reported reflect the case management system. The case types reported may not necessitate judicial involvement.

2024 Overall GRAND TOTAL		Distribution of Caseload		Change*		Percentage (%) of Caseload		
696 +82 13.4% 	Adult Juvenile GRAND TOTAL	304	44%	7.8% ▲	+22	Adult Juvenile GRAND TOTAL	2023 45.9% 54.1% 100%	2024 43.7% 56.3% 100%
		696	100%	13.4% ▲	+82	100%	100%	

Filings by Division & Code

Division	Case Type Description	Code	Summary	Change	% Change	Absolute Change
Adult	Show Cause	SC	89	▲	+17.1%	+13
	Civil Support	VS	61	▲	+35.6%	+16
	Misdemeanor	CM	58	▲	+26.1%	+12
	Other	OT	31	▼	-20.5%	-8
	Felony	CF	22	▲	+57.1%	+8
	Family Abuse - Protective Order	FP	20	▼	-28.6%	-8
	Capias	CA	8	▲	-46.7%	-7
	Motion - Protective Order	MP	7	▲	+16.7%	+1
	Non-Family Abuse Protective Order	AP	4	▼	-50.0%	-4
	Violation of Protective Order	PV	4	▼	-20.0%	-1
	Total		304	▲	7.8%	+22
Juvenile	Custody Visitation	CV	219	▼	-1.8%	-4
	Misdemeanor	DM	33	▲	+120.0%	+18
	Initial Foster Care	IF	29	▲	+222.2%	+20
	Abuse and Neglect	AN	23	▲	+53.3%	+8
	Permanency Planning	PH	22	▲	+69.2%	+9
	Terminate Parental Rights	TP	10	▲	+400.0%	+8
	Foster Care Review	FC	9	▲	+12.5%	+1
	Paternity	PT	9	▲	+125.0%	+5
	Traffic	T	8	▼	-46.7%	-7
	Civil Violation	CI	6	▲	-	+6
	Entrustment	ET	6	▲	-	+6
	Child In Need of Services	CS	5	▲	+400.0%	+4
	Felony	DF	4	↔	-	-
	Motion - Protective Order	MP	4	▲	+100.0%	+2
	Status	ST	3	▼	-66.7%	-6
	Family Abuse - Protective Order	FP	1	▲	-	+1
	Mental Commitment	MC	1	▲	-	+1
	Emancipation	EP	0	▼	-100.0%	-1
	Non-Family Abuse Protective Order	AP	0	▼	-100.0%	-7
	Show Cause	SC	0	▼	-100.0%	-2
Truancy	TR	0	▼	-100.0%	-1	
Voluntary Continuing Services and Support Agreem	VA	0	▼	-100.0%	-1	
	Total		392	▲	18.1%	+60
GRAND TOTAL			696	▲	13.4%	+82

Filings by Major Case Category**

Category	Summary	Change	% Change	Absolute Change
Adult Criminal	117	▼	-15.8%	-22
Child Dependency	99	▲	+106.3%	+51
Child in Need of Services/Supervision	5	▲	+25.0%	+1
Custody and Visitation	228	▲	+0.4%	+1
Delinquency	37	▲	+94.7%	+18
Juvenile Miscellaneous	3	▼	-70.0%	-7
New to Workload Study	6	▲	-	+6
Other	32	▲	-17.9%	-7

* Compared to same time period as previous year

** Case Type Categories are defined in the 2017 Virginia Judicial Workload Assessment

The data reported reflect the case management system. The case types reported may not necessitate judicial involvement.

CPSS - JCMS CASELOAD STATISTICS OF THE JUVENILE & DOMESTIC RELATIONS DISTRICT COURTS
 January 2024 thru October 2024 Filings (Compared to January 2023 thru October 2023)

Madison


District: 16 FIPS: 113

Protective Orders	36	▲	-29.4%	-15
Support	125	▲	+101.6%	+63
Traffic	8	▼	-46.7%	-7
GRAND TOTAL	696	▲	13.4%	+82

* Compared to same time period as previous year

** Case Type Categories are defined in the 2017 Virginia Judicial Workload Assessment

The data reported reflect the case management system. The case types reported may not necessitate judicial involvement.

2024 Overall GRAND TOTAL		Distribution of Caseload			Change*		Percentage (%) of Caseload		
1,922 -14 -0.7% 		Adult	981	51%	1.6% ▲	+15	Adult	49.9%	51.0%
		Juvenile	941	49%	-3.0% ▼	-29	Juvenile	50.1%	49.0%
		GRAND TOTAL	1,922	100%	-0.7% ▼	-14	GRAND TOTAL	100%	100%

Filings by Division & Code

Division	Case Type Description	Code	Summary	Change	% Change	Absolute Change	
Adult	Show Cause	SC	239	▲	+10.6%	+23	
	Civil Support	VS	227	▲	+22.7%	+42	
	Misdemeanor	CM	164	▼	-14.6%	-28	
	Other	OT	127	▼	-24.9%	-42	
	Family Abuse - Protective Order	FP	82	▲	+15.5%	+11	
	Felony	CF	54	▲	+38.5%	+15	
	Capias	CA	46	▲	-8.0%	-4	
	Motion - Protective Order	MP	12	↔		-	
	Non-Family Abuse Protective Order	AP	12	▲	+9.1%	+1	
	Remand Support	RS	9	▼	-18.2%	-2	
	Violation of Protective Order	PV	8	▲	+60.0%	+3	
	Bond Forfeiture	BF	1	▼	-50.0%	-1	
	Protective Order	PC	0	▼	-100.0%	-1	
	Restricted License for Non-Support	SL	0	▼	-100.0%	-2	
	Total		981	▲	1.6%	+15	
Juvenile	Custody Visitation	CV	606	▼	-4.9%	-31	
	Misdemeanor	DM	66	▲	+32.0%	+16	
	Child In Need of Services	CS	28	▲	+3.7%	+1	
	Felony	DF	26	▼	-43.5%	-20	
	Traffic	T	26	▲	+44.4%	+8	
	Status	ST	25	▲	+47.1%	+8	
	Permanency Planning	PH	24	▼	-35.1%	-13	
	Foster Care Review	FC	20	▲	+81.8%	+9	
	Voluntary Continuing Services and Support Agreem	VA	15	▲	+275.0%	+11	
	Terminate Parental Rights	TP	14	▲	+133.3%	+8	
	Truancy	TR	12	▲	+9.1%	+1	
	Paternity	PT	10	▲	+25.0%	+2	
	Remand Custody	RC	10	▼	-37.5%	-6	
	Remand Visitation	RV	10	▼	-37.5%	-6	
	Civil Violation	CI	9	↔		-	
	Initial Foster Care	IF	9	▲	+50.0%	+3	
	Abuse and Neglect	AN	7	▼	-50.0%	-7	
	Other	OT	7	▲	+75.0%	+3	
	Temporary Detention Order	TD	6	▼	-50.0%	-6	
	Capias	CA	2	▲	-	+2	
	Emergency Custody Order	EC	2	▲	+100.0%	+1	
	Motion - Protective Order	MP	2	▼	-33.3%	-1	
	Non-Family Abuse Protective Order	AP	2	▼	-80.0%	-8	
	Special Immigrant Juvenile Status	SI	2	▲	-	+2	
	Emancipation	EP	1	▲	-	+1	
	Family Abuse - Protective Order	FP	0	▼	-100.0%	-1	
	Qualified Residential Treatment	QR	0	▼	-100.0%	-6	
		Total		941	▼	-3.0%	-29
		GRAND TOTAL		1,922	▼	-0.7%	-14

* Compared to same time period as previous year

** Case Type Categories are defined in the 2017 Virginia Judicial Workload Assessment

The data reported reflect the case management system. The case types reported may not necessitate judicial involvement.

Filings by Major Case Category**

Category	Summary	Change	% Change	Absolute Change
Adult Criminal	422	▼	-4.5%	-20
Child Dependency	89	▲	+6.0%	+5
Child in Need of Services/Supervision	40	▲	+5.3%	+2
Custody and Visitation	616	▲	-4.5%	-29
Delinquency	94	▲	-2.1%	-2
Juvenile Miscellaneous	26	▲	+52.9%	+9
New to Workload Study	11	▲	+22.2%	+2
Other	171	▲	-25.3%	-58
Protective Orders	110	▼	+1.9%	+2
Support	317	▲	+26.8%	+67
Traffic	26	▲	+44.4%	+8
GRAND TOTAL	1,922	▼	-0.7%	-14

* Compared to same time period as previous year

** Case Type Categories are defined in the 2017 Virginia Judicial Workload Assessment

The data reported reflect the case management system. The case types reported may not necessitate judicial involvement.

2024 Overall GRAND TOTAL		Distribution of Caseload			Change*		Percentage (%) of Caseload		
3,922 +63 1.6% 		Adult	1,764	45%	-0.5% ▼	-8	Adult	45.9%	45.0%
		Juvenile	2,158	55%	3.4% ▲	+71	Juvenile	54.1%	55.0%
		GRAND TOTAL	3,922	100%	1.6% ▲	+63	GRAND TOTAL	100%	100%

Filings by Division & Code

Division	Case Type Description	Code	Summary	Change	% Change	Absolute Change	
Adult	Misdemeanor	CM	433	▼	-1.4%	-6	
	Civil Support	VS	343	▲	+5.9%	+19	
	Show Cause	SC	267	▲	+8.5%	+21	
	Other	OT	246	▼	-13.7%	-39	
	Felony	CF	212	▲	+44.2%	+65	
	Family Abuse - Protective Order	FP	127	▼	-8.0%	-11	
	Capias	CA	108	▼	-38.3%	-67	
	Motion - Protective Order	MP	18	▲	+260.0%	+13	
	Non-Family Abuse Protective Order	AP	8	↔	-	-	
	Protective Order	PC	1	▲	-	+1	
	Violation of Protective Order	PV	1	▲	-	+1	
	Emergency Custody Order	EC	0	▼	-100.0%	-1	
	Restricted License for Non-Support	SL	0	▼	-100.0%	-3	
	Violation Family Abuse Protective Order	PS	0	▼	-100.0%	-1	
	Total		1,764	▼	-0.5%	-8	
Juvenile	Custody Visitation	CV	734	▲	+3.8%	+27	
	Misdemeanor	DM	307	▲	+15.8%	+42	
	Felony	DF	211	▲	+75.8%	+91	
	Civil Violation	CI	172	▲	+6.8%	+11	
	Status	ST	115	▼	-65.2%	-215	
	Abuse and Neglect	AN	87	▼	-13.0%	-13	
	Traffic	T	69	▲	+7.8%	+5	
	Show Cause	SC	67	▼	-27.2%	-25	
	Truancy	TR	64	▲	+82.9%	+29	
	Special Immigrant Juvenile Status	SI	52	▲	+5,100.0%	+51	
	Child In Need of Services	CS	51	▲	+34.2%	+13	
	Paternity	PT	45	▲	+87.5%	+21	
	Permanency Planning	PH	45	▲	+73.1%	+19	
	Non-Family Abuse Protective Order	AP	38	▲	+81.0%	+17	
	Foster Care Review	FC	27	▼	-15.6%	-5	
	Initial Foster Care	IF	27	▲	+35.0%	+7	
	Terminate Parental Rights	TP	19	▲	+216.7%	+13	
	Capias	CA	8	▼	-42.9%	-6	
	Voluntary Continuing Services and Support Agreen	VA	5	▲	+66.7%	+2	
	Entrustment	ET	4	▲	+100.0%	+2	
	Motion - Protective Order	MP	4	▼	-20.0%	-1	
	Temporary Detention Order	TD	2	▼	-87.5%	-14	
	Emancipation	EP	1	▲	-	+1	
	Emergency Custody Order	EC	1	▼	-66.7%	-2	
	Family Abuse - Protective Order	FP	1	▲	-	+1	
	Mental Commitment	MC	1	▲	-	+1	
	Relief of Custody	CR	1	▲	-	+1	
	Other	OT	0	▼	-100.0%	-2	
		Total		2,158	▲	3.4%	+71
	GRAND TOTAL			3,922	▲	1.6%	+63

* Compared to same time period as previous year

** Case Type Categories are defined in the 2017 Virginia Judicial Workload Assessment

The data reported reflect the case management system. The case types reported may not necessitate judicial involvement.

Filings by Major Case Category**

Category	Summary	Change	% Change	Absolute Change
Adult Criminal	911	▲	-1.7%	-16
Child Dependency	215	▲	+13.8%	+26
Child in Need of Services/Supervision	126	▲	+46.5%	+40
Custody and Visitation	779	▲	+6.6%	+48
Delinquency	582	▲	+21.8%	+104
Juvenile Miscellaneous	116	▲	-64.8%	-214
New to Workload Study	224	▲	+38.3%	+62
Other	250	▲	-18.6%	-57
Protective Orders	196	▲	+10.7%	+19
Support	454	▼	+11.3%	+46
Traffic	69	▲	+7.8%	+5
GRAND TOTAL	3,922	▲	1.6%	+63

* Compared to same time period as previous year

** Case Type Categories are defined in the 2017 Virginia Judicial Workload Assessment

The data reported reflect the case management system. The case types reported may not necessitate judicial involvement.

2024 Overall GRAND TOTAL		Distribution of Caseload		Change*		Percentage (%) of Caseload		
100	-24 -19.4%	Adult	39 39%	-31.6% ▼	-18	Adult	2023 46.0%	2024 39.0%
2024		Juvenile	61 61%	-9.0% ▼	-6	Juvenile	54.0%	61.0%
2023		GRAND TOTAL	100 100%	-19.4% ▼	-24	GRAND TOTAL	100%	100%

Filings by Division & Code

Division	Case Type Description	Code	Summary	Change	% Change	Absolute Change
Adult	Other	OT	12	▲	+33.3%	+3
	Misdemeanor	CM	11	▲	+10.0%	+1
	Family Abuse - Protective Order	FP	5	▲	+400.0%	+4
	Civil Support	VS	3	▼	-75.0%	-9
	Felony	CF	2	▼	-83.3%	-10
	Motion - Protective Order	MP	2	▲	-	+2
	Show Cause	SC	2	▼	-71.4%	-5
	Capias	CA	1	▼	-83.3%	-5
	Non-Family Abuse Protective Order	AP	1	▲	-	+1
	Total			39	▼	-31.6%
Juvenile	Misdemeanor	DM	12	▼	-20.0%	-3
	Traffic	T	11	↔	-	-
	Custody Visitation	CV	10	▼	-28.6%	-4
	Abuse and Neglect	AN	9	▲	+200.0%	+6
	Status	ST	7	▼	-22.2%	-2
	Felony	DF	6	▼	-14.3%	-1
	Special Immigrant Juvenile Status	SI	2	▼	-33.3%	-1
	Child In Need of Services	CS	1	↔	-	-
	Foster Care Review	FC	1	▲	-	+1
	Paternity	PT	1	▲	-	+1
	Truancy	TR	1	↔	-	-
	Non-Family Abuse Protective Order	AP	0	▼	-100.0%	-2
	Permanency Planning	PH	0	▼	-100.0%	-1
	Total			61	▼	-9.0%
GRAND TOTAL			100	▼	-19.4%	-24

Filings by Major Case Category**

Category	Summary	Change	% Change	Absolute Change	
Adult Criminal	16	▼	-54.3%	-19	
Child Dependency	10	▲	+150.0%	+6	
Child in Need of Services/Supervision	2	↔	-	0	
Custody and Visitation	11	▲	-21.4%	-3	
Delinquency	18	▼	-18.2%	-4	
Juvenile Miscellaneous	7	▼	-22.2%	-2	
New to Workload Study	2	▼	-33.3%	-1	
Other	12	▲	+33.3%	+3	
Protective Orders	8	▲	+166.7%	+5	
Support	3	▼	-75.0%	-9	
Traffic	11	↔	-	0	
GRAND TOTAL		100	▼	-19.4%	-24

* Compared to same time period as previous year

** Case Type Categories are defined in the 2017 Virginia Judicial Workload Assessment

The data reported reflect the case management system. The case types reported may not necessitate judicial involvement.

2024 Overall GRAND TOTAL		Distribution of Caseload			Change*		Percentage (%) of Caseload		
3,531	-285 -7.5%	Adult	1,766	50%	-7.6% ▼	-146	Adult	50.1%	50.0%
2024		Juvenile	1,765	50%	-7.3% ▼	-139	Juvenile	49.9%	50.0%
2023		GRAND TOTAL	3,531	100%	-7.5% ▼	-285	GRAND TOTAL	100%	100%

Filings by Division & Code

Division	Case Type Description	Code	Summary	Change	% Change	Absolute Change
Adult	Other	OT	433	▼	-18.3%	-97
	Misdemeanor	CM	432	▼	-19.1%	-102
	Civil Support	VS	372	▲	+20.0%	+62
	Family Abuse - Protective Order	FP	167	▲	+27.5%	+36
	Felony	CF	119	▼	-12.5%	-17
	Show Cause	SC	100	▼	-4.8%	-5
	Capias	CA	79	▼	-15.1%	-14
	Bond Forfeiture	BF	18	▲	-	+18
	Protective Order	PC	18	▼	-48.6%	-17
	Motion - Protective Order	MP	12	▼	-7.7%	-1
	Violation of Protective Order	PV	8	▼	-27.3%	-3
	Non-Family Abuse Protective Order	AP	5	▼	-54.5%	-6
	Remand Support	RS	2	▲	-	+2
	Restricted License for Non-Support	SL	1	▼	-66.7%	-2
Total			1,766	▼	-7.6%	-146
Juvenile	Custody Visitation	CV	850	▼	-10.9%	-104
	Misdemeanor	DM	249	▲	+9.7%	+22
	Status	ST	139	▼	-31.2%	-63
	Felony	DF	119	▼	-14.4%	-20
	Traffic	T	48	▲	+6.7%	+3
	Motion - Protective Order	MP	42	▲	+147.1%	+25
	Paternity	PT	41	▲	+105.0%	+21
	Foster Care Review	FC	39	▼	-20.4%	-10
	Permanency Planning	PH	38	↔	-	-
	Other	OT	31	▲	+63.2%	+12
	Non-Family Abuse Protective Order	AP	26	▲	+44.4%	+8
	Special Immigrant Juvenile Status	SI	21	▲	+320.0%	+16
	Abuse and Neglect	AN	17	▼	-67.9%	-36
	Truancy	TR	17	▼	-26.1%	-6
	Initial Foster Care	IF	16	▼	-27.3%	-6
	Temporary Detention Order	TD	15	▲	+15.4%	+2
	Terminate Parental Rights	TP	12	▲	+50.0%	+4
	Show Cause	SC	11	▲	+120.0%	+6
	Voluntary Continuing Services and Support Agreen	VA	9	▲	+80.0%	+4
	Emergency Custody Order	EC	7	▼	-46.2%	-6
	Civil Violation	CI	6	▼	-45.5%	-5
	Child In Need of Services	CS	3	▲	+50.0%	+1
	Entrustment	ET	2	▼	-33.3%	-1
	Family Abuse - Protective Order	FP	2	▲	-	+2
	Mental Commitment	MC	2	▲	-	+2
	Emancipation	EP	1	↔	-	-
	Protective Order	PC	1	▼	-50.0%	-1
	Relief of Custody	CR	1	▼	-66.7%	-2
	Capias	CA	0	▼	-100.0%	-1
	Juvenile Support	JS	0	▼	-100.0%	-1
	Qualified Residential Treatment	QR	0	▼	-100.0%	-3
	Remand Custody	RC	0	▼	-100.0%	-1
	Remand Visitation	RV	0	▼	-100.0%	-1
	Total			1,765	▼	-7.3%
GRAND TOTAL			3,531	▼	-7.5%	-285

* Compared to same time period as previous year

** Case Type Categories are defined in the 2017 Virginia Judicial Workload Assessment

The data reported reflect the case management system. The case types reported may not necessitate judicial involvement.

Filings by Major Case Category**

Category	Summary	Change	% Change	Absolute Change
Adult Criminal	735	▲	-15.0%	-130
Child Dependency	134	▼	-27.2%	-50
Child in Need of Services/Supervision	21	▼	-22.2%	-6
Custody and Visitation	891	▲	-8.5%	-83
Delinquency	379	▲	+1.9%	+7
Juvenile Miscellaneous	140	▼	-31.0%	-63
New to Workload Study	27	▲	+68.8%	+11
Other	490	▲	-15.1%	-87
Protective Orders	254	▲	+33.7%	+64
Support	412	▼	+13.5%	+49
Traffic	48	▲	+6.7%	+3
GRAND TOTAL	3,531	▼	-7.5%	-285

* Compared to same time period as previous year

** Case Type Categories are defined in the 2017 Virginia Judicial Workload Assessment

The data reported reflect the case management system. The case types reported may not necessitate judicial involvement.

2024 Overall GRAND TOTAL		Distribution of Caseload			Change*		Percentage (%) of Caseload		
21,382	-1,791 -7.7%	Adult	9,970	47%	-9.5% ▼	-1,051	Adult	47.6%	46.6%
		Juvenile	11,412	53%	-6.1% ▼	-740	Juvenile	52.4%	53.4%
		GRAND TOTAL	21,382	100%	-7.7% ▼	-1,791	GRAND TOTAL	100%	100%

Filings by Division & Code

Division	Case Type Description	Code	Summary	Change	% Change	Absolute Change
Adult	Misdemeanor	CM	2,535	▲	+0.0%	+1
	Civil Support	VS	1,938	▼	-9.4%	-200
	Other	OT	1,809	▼	-34.5%	-954
	Show Cause	SC	1,078	▲	-1.3%	-14
	Felony	CF	1,073	▲	+18.7%	+169
	Family Abuse - Protective Order	FP	953	▲	+5.0%	+45
	Capias	CA	425	▼	-16.2%	-82
	Protective Order	PC	52	▲	+40.5%	+15
	Remand Support	RS	47	▼	-9.6%	-5
	Non-Family Abuse Protective Order	AP	38	▼	-5.0%	-2
	Violation of Protective Order	PV	13	▼	-35.0%	-7
	Violation Family Abuse Protective Order	PS	6	▲	+50.0%	+2
	Motion - Protective Order	MP	2	▼	-33.3%	-1
	Restricted License for Non-Support	SL	1	▲	-	+1
Bond Forfeiture	BF	0	▼	-100.0%	-19	
	Total		9,970	▼	-9.5%	-1,051
Juvenile	Custody Visitation	CV	4,887	▼	-7.9%	-420
	Status	ST	1,543	▼	-16.2%	-299
	Misdemeanor	DM	1,308	▼	-10.2%	-148
	Traffic	T	945	▼	-4.3%	-42
	Felony	DF	716	▲	+3.8%	+26
	Special Immigrant Juvenile Status	SI	416	▲	+66.4%	+166
	Paternity	PT	221	▲	+20.1%	+37
	Temporary Detention Order	TD	204	▲	+3.0%	+6
	Abuse and Neglect	AN	175	▼	-3.8%	-7
	Permanency Planning	PH	147	▲	+15.7%	+20
	Show Cause	SC	142	▼	-0.7%	-1
	Foster Care Review	FC	124	▲	+6.0%	+7
	Capias	CA	107	▼	-17.1%	-22
	Initial Foster Care	IF	89	▲	+17.1%	+13
	Remand Custody	RC	56	▲	+14.3%	+7
	Remand Visitation	RV	56	▲	+14.3%	+7
	Non-Family Abuse Protective Order	AP	53	▼	-32.1%	-25
	Terminate Parental Rights	TP	52	▼	-7.1%	-4
	Civil Violation	CI	48	▼	-14.3%	-8
	Truancy	TR	35	▼	-43.5%	-27
	Voluntary Continuing Services and Support Agree	VA	26	▲	+13.0%	+3
	Emergency Custody Order	EC	24	▼	-20.0%	-6
	Other	OT	11	▲	+83.3%	+5
	Child In Need of Services	CS	7	▼	-50.0%	-7
	Family Abuse - Protective Order	FP	6	▼	-64.7%	-11
	Motion - Protective Order	MP	4	▼	-55.6%	-5
	Emancipation	EP	3	▼	-25.0%	-1
	Violation Family Abuse Protective Order	PS	3	▲	-	+3
	Entrustment	ET	2	▼	-33.3%	-1
	Protective Order	PC	2	▼	-50.0%	-2
	Child at Risk	RI	0	▼	-100.0%	-1
	Qualified Residential Treatment	QR	0	▼	-100.0%	-2
	Relief of Custody	CR	0	▼	-100.0%	-1
		Total		11,412	▼	-6.1%

* Compared to same time period as previous year ** Case Type Categories are defined in the 2017 Virginia Judicial Workload Assessment

The data reported reflect the case management system. The case types reported may not necessitate judicial involvement.

	Summary	Change	% Change	Absolute Change
GRAND TOTAL	21,382	▼	-7.7%	-1,791

Filings by Major Case Category**

Category	Summary	Change	% Change	Absolute Change
Adult Criminal	4,591	▼	+0.6%	+28
Child Dependency	615	▼	+4.6%	+27
Child in Need of Services/Supervision	47	▼	-44.0%	-37
Custody and Visitation	5,118	▼	-7.0%	-388
Delinquency	2,263	▲	-5.7%	-136
Juvenile Miscellaneous	1,546	▼	-16.3%	-300
New to Workload Study	464	▲	+51.6%	+158
Other	2,207	▲	-29.9%	-940
Protective Orders	1,056	▼	+0.1%	+1
Support	2,530	▲	-6.0%	-162
Traffic	945	▼	-4.3%	-42
GRAND TOTAL	21,382	▼	-7.7%	-1,791

* Compared to same time period as previous year

** Case Type Categories are defined in the 2017 Virginia Judicial Workload Assessment

The data reported reflect the case management system. The case types reported may not necessitate judicial involvement.

2024 Overall GRAND TOTAL		Distribution of Caseload		Change*		Percentage (%) of Caseload		
2,145	-164 -7.1%	Adult	932 43%	-7.4% ▼	-75	Adult	2023 43.6%	2024 43.4%
2024		Juvenile	1,213 57%	-6.8% ▼	-89	Juvenile	56.4%	56.6%
2023		GRAND TOTAL	2,145 100%	-7.1% ▼	-164	GRAND TOTAL	100%	100%

Filings by Division & Code

Division	Case Type Description	Code	Summary	Change	% Change	Absolute Change
Adult	Civil Support	VS	222	▼	-13.6%	-35
	Misdemeanor	CM	192	▼	-10.7%	-23
	Show Cause	SC	171	▲	+18.8%	+27
	Other	OT	97	▼	-23.0%	-29
	Family Abuse - Protective Order	FP	88	▲	+3.5%	+3
	Felony	CF	57	▼	-29.6%	-24
	Capias	CA	47	▼	-2.1%	-1
	Motion - Protective Order	MP	24	▼	-25.0%	-8
	Remand Support	RS	23	▲	+155.6%	+14
	Violation of Protective Order	PV	9	▲	+350.0%	+7
	Non-Family Abuse Protective Order	AP	1	▼	-85.7%	-6
	Protective Order	PC	1	▲	-	+1
	Criminal Support	CS	0	▼	-100.0%	-1
	Total		932	▼	-7.4%	-75
Juvenile	Custody Visitation	CV	727	▼	-6.7%	-52
	Misdemeanor	DM	124	▼	-22.5%	-36
	Traffic	T	91	▼	-22.2%	-26
	Abuse and Neglect	AN	41	▲	+127.8%	+23
	Felony	DF	32	▼	-51.5%	-34
	Motion - Protective Order	MP	30	▲	+172.7%	+19
	Remand Custody	RC	25	▲	+127.3%	+14
	Remand Visitation	RV	24	▲	+118.2%	+13
	Foster Care Review	FC	20	↔	-	-
	Initial Foster Care	IF	18	▲	+63.6%	+7
	Child In Need of Services	CS	11	▲	+22.2%	+2
	Status	ST	7	▼	-12.5%	-1
	Terminate Parental Rights	TP	7	▼	-41.7%	-5
	Truancy	TR	7	▼	-22.2%	-2
	Civil Violation	CI	6	▼	-14.3%	-1
	Permanency Planning	PH	6	▼	-70.0%	-14
	Voluntary Continuing Services and Support Agreen	VA	6	▲	+500.0%	+5
	Relief of Custody	CR	5	▲	+400.0%	+4
	Child at Risk	RI	4	▲	-	+4
	Entrustment	ET	4	↔	-	-
	Non-Family Abuse Protective Order	AP	4	↔	-	-
	Other	OT	4	▲	+300.0%	+3
	Family Abuse - Protective Order	FP	3	▲	-	+3
	Temporary Detention Order	TD	3	▼	-50.0%	-3
	Paternity	PT	2	▼	-75.0%	-6
	Emergency Custody Order	EC	1	▼	-50.0%	-1
	Violation of Protective Order	PV	1	▲	-	+1
	Capias	CA	0	▼	-100.0%	-1
	Emancipation	EP	0	▼	-100.0%	-1
	Juvenile Support	JS	0	▼	-100.0%	-1
	Mental Commitment	MC	0	▼	-100.0%	-1
	Qualified Residential Treatment	QR	0	▼	-100.0%	-1
	Show Cause	SC	0	▼	-100.0%	-1
		Total		1,213	▼	-6.8%
	GRAND TOTAL		2,145	▼	-7.1%	-164

* Compared to same time period as previous year

** Case Type Categories are defined in the 2017 Virginia Judicial Workload Assessment

The data reported reflect the case management system. The case types reported may not necessitate judicial involvement.

Filings by Major Case Category**

Category	Summary	Change	% Change	Absolute Change
Adult Criminal	406	▲	-7.1%	-31
Child Dependency	111	▲	+26.1%	+23
Child in Need of Services/Supervision	18	↔		0
Custody and Visitation	729	▼	-7.4%	-58
Delinquency	157	▲	-31.1%	-71
Juvenile Miscellaneous	7	▼	-22.2%	-2
New to Workload Study	6	▼	-14.3%	-1
Other	177	▲	+6.0%	+10
Protective Orders	150	▲	+7.9%	+11
Support	293	▼	-6.1%	-19
Traffic	91	▼	-22.2%	-26
GRAND TOTAL	2,145	▼	-7.1%	-164

* Compared to same time period as previous year

** Case Type Categories are defined in the 2017 Virginia Judicial Workload Assessment

The data reported reflect the case management system. The case types reported may not necessitate judicial involvement.

2024 Overall GRAND TOTAL		Distribution of Caseload			Change*		Percentage (%) of Caseload		
5,742 -37 -0.6% 	Adult	2,651	46%	-7.1% ▼	-203	Adult	2023	2024	
	Juvenile	3,091	54%	5.7% ▲	+166	Juvenile	49.4%	46.2%	
	GRAND TOTAL	5,742	100%	-0.6% ▼	-37	GRAND TOTAL	100%	100%	

Filings by Division & Code

Division	Case Type Description	Code	Summary	Change	% Change	Absolute Change	
Adult	Misdemeanor	CM	604	▼	-14.0%	-98	
	Civil Support	VS	439	▼	-12.9%	-65	
	Show Cause	SC	435	▲	+7.4%	+30	
	Other	OT	415	▼	-11.3%	-53	
	Family Abuse - Protective Order	FP	253	▼	-15.4%	-46	
	Felony	CF	242	▲	+8.0%	+18	
	Capias	CA	145	▼	+4.3%	+6	
	Motion - Protective Order	MP	47	▲	+4.4%	+2	
	Violation of Protective Order	PV	43	▲	+290.9%	+32	
	Remand Support	RS	22	▼	-52.2%	-24	
	Non-Family Abuse Protective Order	AP	4	▼	-60.0%	-6	
	Restricted License for Non-Support	SL	2	▲	+100.0%	+1	
	Total			2,651	▼	-7.1%	-203
Juvenile	Custody Visitation	CV	1,373	▲	+5.0%	+66	
	Misdemeanor	DM	609	▲	+31.8%	+147	
	Traffic	T	511	▼	-19.8%	-126	
	Felony	DF	193	▲	+39.9%	+55	
	Foster Care Review	FC	37	▲	+117.6%	+20	
	Temporary Detention Order	TD	37	▼	-9.8%	-4	
	Mental Commitment	MC	35	▲	+20.7%	+6	
	Terminate Parental Rights	TP	35	▲	+169.2%	+22	
	Permanency Planning	PH	28	▼	-6.7%	-2	
	Abuse and Neglect	AN	24	▲	+4.3%	+1	
	Initial Foster Care	IF	24	▲	+166.7%	+15	
	Status	ST	24	▲	+9.1%	+2	
	Remand Custody	RC	23	▼	-37.8%	-14	
	Remand Visitation	RV	23	▼	-37.8%	-14	
	Paternity	PT	21	▲	+16.7%	+3	
	Show Cause	SC	19	▲	+5.6%	+1	
	Truancy	TR	17	▲	+142.9%	+10	
	Emergency Custody Order	EC	15	↔		-	
	Motion - Protective Order	MP	13	▲	+160.0%	+8	
	Non-Family Abuse Protective Order	AP	12	▼	-45.5%	-10	
	Child In Need of Services	CS	8	▲	+33.3%	+2	
	Capias	CA	4	▼	-60.0%	-6	
	Civil Violation	CI	2	▼	-71.4%	-5	
	Family Abuse - Protective Order	FP	1	↔		-	
	Other	OT	1	▼	-66.7%	-2	
	Relief of Custody	CR	1	↔		-	
	Voluntary Continuing Services and Support Agree	VA	1	▼	-50.0%	-1	
	Entrustment	ET	0	▼	-100.0%	-4	
	Qualified Residential Treatment	QR	0	▼	-100.0%	-4	
	Total			3,091	▲	5.7%	+166
	GRAND TOTAL			5,742	▼	-0.6%	-37

* Compared to same time period as previous year

** Case Type Categories are defined in the 2017 Virginia Judicial Workload Assessment

The data reported reflect the case management system. The case types reported may not necessitate judicial involvement.

Filings by Major Case Category**

Category	Summary	Change	% Change	Absolute Change
Adult Criminal	1,311	▲	-3.2%	-44
Child Dependency	150	▲	+45.6%	+47
Child in Need of Services/Supervision	25	▲	+92.3%	+12
Custody and Visitation	1,394	▲	+5.2%	+69
Delinquency	825	▲	+31.4%	+197
Juvenile Miscellaneous	24	▲	+9.1%	+2
New to Workload Study	2	▼	-71.4%	-5
Other	571	▼	-15.5%	-105
Protective Orders	330	▲	-13.6%	-52
Support	599	▲	-5.1%	-32
Traffic	511	▼	-19.8%	-126
GRAND TOTAL	5,742	▼	-0.6%	-37

* Compared to same time period as previous year

** Case Type Categories are defined in the 2017 Virginia Judicial Workload Assessment

The data reported reflect the case management system. The case types reported may not necessitate judicial involvement.

2024 Overall GRAND TOTAL		Distribution of Caseload		Change*		Percentage (%) of Caseload		
261	-24 -8.4%	Adult	108 41%	-16.9% ▼	-22	Adult	45.6%	41.4%
2024		Juvenile	153 59%	-1.3% ▼	-2	Juvenile	54.4%	58.6%
2023		GRAND TOTAL	261 100%	-8.4% ▼	-24	GRAND TOTAL	100%	100%

Filings by Division & Code

Division	Case Type Description	Code	Summary	Change	% Change	Absolute Change
Adult	Civil Support	VS	27	▲	+42.1%	+8
	Misdemeanor	CM	21	▼	-47.5%	-19
	Felony	CF	19	▼	-9.5%	-2
	Other	OT	16	▼	-38.5%	-10
	Show Cause	SC	12	▲	+100.0%	+6
	Family Abuse - Protective Order	FP	6	▼	-33.3%	-3
	Remand Support	RS	3	▲	+50.0%	+1
	Capias	CA	2	▲	-	-
	Motion - Protective Order	MP	2	▲	-	+2
	Non-Family Abuse Protective Order	AP	0	▼	-100.0%	-3
	Protective Order	PC	0	▼	-100.0%	-1
	Violation of Protective Order	PV	0	▼	-100.0%	-1
		Total		108	▼	-16.9%
Juvenile	Custody Visitation	CV	76	▼	-22.4%	-22
	Traffic	T	27	▲	+35.0%	+7
	Misdemeanor	DM	22	▼	-18.5%	-5
	Remand Custody	RC	6	▲	+200.0%	+4
	Remand Visitation	RV	6	▲	+200.0%	+4
	Child In Need of Services	CS	5	▲	-	+5
	Felony	DF	4	▲	+100.0%	+2
	Child at Risk	RI	2	▲	-	+2
	Capias	CA	1	▲	-	+1
	Foster Care Review	FC	1	▲	-	+1
	Initial Foster Care	IF	1	▲	-	+1
	Paternity	PT	1	▲	-	+1
	Status	ST	1	▲	-	-
	Show Cause	SC	0	▼	-100.0%	-1
	Special Immigrant Juvenile Status	SI	0	▼	-100.0%	-2
		Total		153	▼	-1.3%
GRAND TOTAL			261	▼	-8.4%	-24

Filings by Major Case Category**

Category	Summary	Change	% Change	Absolute Change
Adult Criminal	47	▼	-32.9%	-23
Child Dependency	4	▲	-	+4
Child in Need of Services/Supervision	5	▲	-	+5
Custody and Visitation	77	▲	-21.4%	-21
Delinquency	27	▲	-10.0%	-3
Juvenile Miscellaneous	1	▲	-	0
New to Workload Study	0	▼	-100.0%	-2
Other	31	▲	-3.1%	-1
Protective Orders	8	▲	-33.3%	-4
Support	34	▲	+70.0%	+14
Traffic	27	▲	+35.0%	+7
GRAND TOTAL	261	▼	-8.4%	-24

* Compared to same time period as previous year ** Case Type Categories are defined in the 2017 Virginia Judicial Workload Assessment

The data reported reflect the case management system. The case types reported may not necessitate judicial involvement.

* Compared to same time period as previous year

** Case Type Categories are defined in the 2017 Virginia Judicial Workload Assessment

The data reported reflect the case management system. The case types reported may not necessitate judicial involvement.

2024 Overall GRAND TOTAL		Distribution of Caseload		Change*		Percentage (%) of Caseload		
3,179	-150 -4.5%	Adult	1,496 47%	-8.2% ▼	-133	Adult	48.9%	47.1%
2024		Juvenile	1,683 53%	-1.0% ▼	-17	Juvenile	51.1%	52.9%
2023		GRAND TOTAL	3,179 100%	-4.5% ▼	-150	GRAND TOTAL	100%	100%

Filings by Division & Code

Division	Case Type Description	Code	Summary	Change	% Change	Absolute Change	
Adult	Civil Support	VS	353	▼	-14.3%	-59	
	Show Cause	SC	337	▲	+46.5%	+107	
	Misdemeanor	CM	269	▼	-16.2%	-52	
	Other	OT	211	▼	-14.6%	-36	
	Family Abuse - Protective Order	FP	108	▼	-23.4%	-33	
	Capias	CA	82	▼	-23.4%	-25	
	Felony	CF	76	▼	-40.2%	-51	
	Motion - Protective Order	MP	26	▲	+13.0%	+3	
	Violation of Protective Order	PV	10	▲	+66.7%	+4	
	Protective Order	PC	6	▼	-40.0%	-4	
	Restricted License for Non-Support	SL	6	▲	-	+6	
	Non-Family Abuse Protective Order	AP	5	▲	+25.0%	+1	
	Remand Support	RS	5	▲	+400.0%	+4	
	Bond Forfeiture	BF	2	▲	-	+2	
Total			1,496	▼	-8.2%	-133	
Juvenile	Custody Visitation	CV	1,102	▼	-6.2%	-73	
	Misdemeanor	DM	104	▲	+18.2%	+16	
	Abuse and Neglect	AN	69	▼	-6.8%	-5	
	Foster Care Review	FC	59	▲	+34.1%	+15	
	Paternity	PT	58	▲	+1.8%	+1	
	Permanency Planning	PH	56	▲	+27.3%	+12	
	Status	ST	52	▼	-5.5%	-3	
	Traffic	T	52	▲	+13.0%	+6	
	Initial Foster Care	IF	25	▼	-10.7%	-3	
	Temporary Detention Order	TD	23	▲	+109.1%	+12	
	Felony	DF	17	▼	-19.0%	-4	
	Terminate Parental Rights	TP	14	▼	-6.7%	-1	
	Remand Custody	RC	11	▲	+450.0%	+9	
	Remand Visitation	RV	11	▲	+450.0%	+9	
	Special Immigrant Juvenile Status	SI	8	▲	+166.7%	+5	
	Emergency Custody Order	EC	4	▲	+33.3%	+1	
	Capias	CA	3	▲	-	+3	
	Relief of Custody	CR	3	▼	-76.9%	-10	
	Child at Risk	RI	2	▲	+100.0%	+1	
	Juvenile Support	JS	2	▲	-	+2	
	Show Cause	SC	2	▲	-	+2	
	Child In Need of Services	CS	1	▼	-50.0%	-1	
	Emancipation	EP	1	▲	-	+1	
	Mental Commitment	MC	1	▲	-	+1	
	Motion - Protective Order	MP	1	▼	-85.7%	-6	
	Non-Family Abuse Protective Order	AP	1	▼	-75.0%	-3	
	Other	OT	1	▼	-50.0%	-1	
	Qualified Residential Treatment	QR	0	▼	-100.0%	-1	
	Voluntary Continuing Services and Support Agreem	VA	0	▼	-100.0%	-2	
	Total			1,683	▼	-1.0%	-17
	GRAND TOTAL			3,179	▼	-4.5%	-150

* Compared to same time period as previous year

** Case Type Categories are defined in the 2017 Virginia Judicial Workload Assessment

The data reported reflect the case management system. The case types reported may not necessitate judicial involvement.

Filings by Major Case Category**

Category	Summary	Change	% Change	Absolute Change
Adult Criminal	599	▲	-15.3%	-108
Child Dependency	228	▼	+2.7%	+6
Child in Need of Services/Supervision	1	▼	-50.0%	-1
Custody and Visitation	1,160	▼	-5.8%	-72
Delinquency	126	▲	+15.6%	+17
Juvenile Miscellaneous	53	▲	-3.6%	-2
New to Workload Study	8	▲	+166.7%	+5
Other	267	▲	-0.4%	-1
Protective Orders	141	▼	-21.2%	-38
Support	544	▲	+7.5%	+38
Traffic	52	▲	+13.0%	+6
GRAND TOTAL	3,179	▼	-4.5%	-150

* Compared to same time period as previous year

** Case Type Categories are defined in the 2017 Virginia Judicial Workload Assessment

The data reported reflect the case management system. The case types reported may not necessitate judicial involvement.

2024 Overall GRAND TOTAL		Distribution of Caseload		Change*		Percentage (%) of Caseload		
926	-256 -21.7%	Adult	523 56%	-19.5% ▼	-127	Adult	2023 55.0%	2024 56.5%
2024		Juvenile	403 44%	-24.2% ▼	-129	Juvenile	45.0%	43.5%
2023		GRAND TOTAL	926 100%	-21.7% ▼	-256	GRAND TOTAL	100%	100%

Filings by Division & Code

Division	Case Type Description	Code	Summary	Change	% Change	Absolute Change	
Adult	Show Cause	SC	143	▲	+11.7%	+15	
	Civil Support	VS	113	▼	-39.9%	-75	
	Misdemeanor	CM	108	▼	-6.9%	-8	
	Other	OT	77	▼	-4.9%	-4	
	Felony	CF	27	▼	-49.1%	-26	
	Family Abuse - Protective Order	FP	24	▼	-27.3%	-9	
	Capias	CA	19	▼	-51.3%	-20	
	Motion - Protective Order	MP	5	▲	+25.0%	+1	
	Violation of Protective Order	PV	5	▲	+25.0%	+1	
	Protective Order	PC	1	▲	-	+1	
	Restricted License for Non-Support	SL	1	▼	-50.0%	-1	
	Non-Family Abuse Protective Order	AP	0	▼	-100.0%	-1	
	Remand Support	RS	0	▼	-100.0%	-1	
	Total		523	▼	-19.5%	-127	
Juvenile	Custody Visitation	CV	252	▼	-24.6%	-82	
	Misdemeanor	DM	39	▼	-18.8%	-9	
	Traffic	T	24	▲	+9.1%	+2	
	Felony	DF	15	▼	-34.8%	-8	
	Permanency Planning	PH	11	▲	+37.5%	+3	
	Paternity	PT	10	▲	+11.1%	+1	
	Temporary Detention Order	TD	9	▲	+28.6%	+2	
	Child at Risk	RI	7	▼	-46.2%	-6	
	Emergency Custody Order	EC	6	▲	+20.0%	+1	
	Truancy	TR	6	▼	-25.0%	-2	
	Abuse and Neglect	AN	5	▼	-61.5%	-8	
	Foster Care Review	FC	3	▼	-40.0%	-2	
	Initial Foster Care	IF	3	▲	+50.0%	+1	
	Motion - Protective Order	MP	3	▲	-	+3	
	Relief of Custody	CR	3	▼	-25.0%	-1	
	Capias	CA	2	↔	-	-	
	Child In Need of Services	CS	1	↔	-	-	
	Remand Custody	RC	1	▼	-90.9%	-10	
	Remand Visitation	RV	1	▼	-90.0%	-9	
	Status	ST	1	▲	-	+1	
	Voluntary Continuing Services and Support Agreem	VA	1	↔	-	-	
	Civil Violation	CI	0	▼	-100.0%	-3	
	Qualified Residential Treatment	QR	0	▼	-100.0%	-1	
	Special Immigrant Juvenile Status	SI	0	▼	-100.0%	-1	
	Terminate Parental Rights	TP	0	▼	-100.0%	-1	
		Total		403	▼	-24.2%	-129
		GRAND TOTAL		926	▼	-21.7%	-256

Filings by Major Case Category**

Category	Summary	Change	% Change	Absolute Change
Adult Criminal	217	▲	-24.4%	-70
Child Dependency	33	▼	-31.3%	-15
Child in Need of Services/Supervision	7	▼	-22.2%	-2

* Compared to same time period as previous year ** Case Type Categories are defined in the 2017 Virginia Judicial Workload Assessment

The data reported reflect the case management system. The case types reported may not necessitate judicial involvement.

CPSS - JCMS CASELOAD STATISTICS OF THE JUVENILE & DOMESTIC RELATIONS DISTRICT COURTS
 January 2024 thru October 2024 Filings (Compared to January 2023 thru October 2023)

Martinsville

District: 21 FIPS: 690

Custody and Visitation	262	▼	-23.6%	-81
Delinquency	56	▼	-23.3%	-17
Juvenile Miscellaneous	1	▲	-	+1
New to Workload Study	0	▼	-100.0%	-4
Other	94	▼	-18.3%	-21
Protective Orders	32	▲	-15.8%	-6
Support	200	▼	-17.7%	-43
Traffic	24	▲	+9.1%	+2
GRAND TOTAL	926	▼	-21.7%	-256

* Compared to same time period as previous year

** Case Type Categories are defined in the 2017 Virginia Judicial Workload Assessment

The data reported reflect the case management system. The case types reported may not necessitate judicial involvement.

2024 Overall GRAND TOTAL		Distribution of Caseload		Change*		Percentage (%) of Caseload			
1,160	+222 23.7%	Adult	486	42%	32.4% ▲	+119	Adult	39.1%	41.9%
2024		Juvenile	674	58%	18.0% ▲	+103	Juvenile	60.9%	58.1%
		GRAND TOTAL	1,160	100%	23.7% ▲	+222	GRAND TOTAL	100%	100%

Filings by Division & Code

Division	Case Type Description	Code	Summary	Change	% Change	Absolute Change	
Adult	Misdemeanor	CM	112	▲	+43.6%	+34	
	Civil Support	VS	109	▲	+21.1%	+19	
	Show Cause	SC	85	▲	+60.4%	+32	
	Other	OT	56	▲	+75.0%	+24	
	Felony	CF	48	▲	+33.3%	+12	
	Family Abuse - Protective Order	FP	45	▲	+12.5%	+5	
	Motion - Protective Order	MP	13	▲	+8.3%	+1	
	Capias	CA	10	▼	-41.2%	-7	
	Remand Support	RS	7	▲	+75.0%	+3	
	Non-Family Abuse Protective Order	AP	1	▼	-66.7%	-2	
	Restricted License for Non-Support	SL	0	▼	-100.0%	-2	
	Total		486	▲	32.4%	+119	
Juvenile	Custody Visitation	CV	361	▲	+4.9%	+17	
	Abuse and Neglect	AN	73	▲	+2.8%	+2	
	Permanency Planning	PH	58	▲	+241.2%	+41	
	Foster Care Review	FC	29	▲	+81.3%	+13	
	Misdemeanor	DM	25	▲	+25.0%	+5	
	Terminate Parental Rights	TP	25	▲	+525.0%	+21	
	Initial Foster Care	IF	19	▼	-9.5%	-2	
	Remand Custody	RC	17	▲	+54.5%	+6	
	Remand Visitation	RV	16	▲	+77.8%	+7	
	Traffic	T	14	▼	-12.5%	-2	
	Paternity	PT	12	▼	-25.0%	-4	
	Felony	DF	9	▼	-30.8%	-4	
	Motion - Protective Order	MP	3	▲	+200.0%	+2	
	Child In Need of Services	CS	2	▲	+100.0%	+1	
	Non-Family Abuse Protective Order	AP	2	↔	-	-	
	Show Cause	SC	2	▲	-	+2	
	Temporary Detention Order	TD	2	↔	-	-	
	Voluntary Continuing Services and Support Agreen	VA	2	▲	-	+2	
	Capias	CA	1	▲	-	+1	
	Emergency Custody Order	EC	1	▼	-50.0%	-1	
	Status	ST	1	▼	-50.0%	-1	
	Child at Risk	RI	0	▼	-100.0%	-1	
	Family Abuse - Protective Order	FP	0	▼	-100.0%	-1	
	Relief of Custody	CR	0	▼	-100.0%	-1	
		Total		674	▲	18.0%	+103
		GRAND TOTAL		1,160	▲	23.7%	+222

Filings by Major Case Category**

Category	Summary	Change	% Change	Absolute Change
Adult Criminal	227	▲	+35.9%	+60
Child Dependency	206	▲	+57.3%	+75
Child in Need of Services/Supervision	2	▲	+100.0%	+1
Custody and Visitation	373	▼	+3.6%	+13
Delinquency	37	▲	+12.1%	+4
Juvenile Miscellaneous	1	▼	-50.0%	-1

* Compared to same time period as previous year ** Case Type Categories are defined in the 2017 Virginia Judicial Workload Assessment

The data reported reflect the case management system. The case types reported may not necessitate judicial involvement.

CPSS - JCMS CASELOAD STATISTICS OF THE JUVENILE & DOMESTIC RELATIONS DISTRICT COURTS
 January 2024 thru October 2024 Filings (Compared to January 2023 thru October 2023)

Patrick

District: 21 FIPS: 141

Other	99	▲	+65.0%	+39
Protective Orders	64	▲	+8.5%	+5
Support	137	▼	+25.7%	+28
Traffic	14	▼	-12.5%	-2
GRAND TOTAL	1,160	▲	23.7%	+222

* Compared to same time period as previous year

** Case Type Categories are defined in the 2017 Virginia Judicial Workload Assessment

The data reported reflect the case management system. The case types reported may not necessitate judicial involvement.

2024 Overall GRAND TOTAL		Distribution of Caseload			Change*		Percentage (%) of Caseload		
3,258	-77 -2.3%	Adult	2,263	69%	-1.7% ▼	-39	Adult	69.0%	69.5%
		Juvenile	995	31%	-3.7% ▼	-38	Juvenile	31.0%	30.5%
		GRAND TOTAL	3,258	100%	-2.3% ▼	-77	GRAND TOTAL	100%	100%

Filings by Division & Code

Division	Case Type Description	Code	Summary	Change	% Change	Absolute Change
Adult	Misdemeanor	CM	595	▼	-0.2%	-1
	Other	OT	489	▲	+2.3%	+11
	Show Cause	SC	327	▲	-6.3%	-22
	Capias	CA	321	↔		-
	Civil Support	VS	270	▼	-10.0%	-30
	Felony	CF	129	▲	+11.2%	+13
	Family Abuse - Protective Order	FP	114	▼	-5.8%	-7
	Non-Family Abuse Protective Order	AP	10	▼	-16.7%	-2
	Motion - Protective Order	MP	4	↔		-
	Violation of Protective Order	PV	3	↔		-
	Remand Support	RS	1	▲	-	+1
	Restricted License for Non-Support	SL	0	▼	-100.0%	-2
		Total		2,263	▼	-1.7%
Juvenile	Custody Visitation	CV	438	▼	-6.4%	-30
	Misdemeanor	DM	163	▼	-16.4%	-32
	Felony	DF	87	▼	-3.3%	-3
	Truancy	TR	81	▲	+19.1%	+13
	Status	ST	52	▼	-3.7%	-2
	Permanency Planning	PH	28	▼	-6.7%	-2
	Traffic	T	20	▼	-13.0%	-3
	Foster Care Review	FC	18	▼	-5.3%	-1
	Abuse and Neglect	AN	16	▲	+700.0%	+14
	Paternity	PT	16	▼	-11.1%	-2
	Initial Foster Care	IF	14	▲	+27.3%	+3
	Child In Need of Services	CS	13	▼	-18.8%	-3
	Non-Family Abuse Protective Order	AP	12	▲	+100.0%	+6
	Terminate Parental Rights	TP	6	▲	+20.0%	+1
	Mental Commitment	MC	5	▼	-50.0%	-5
	Other	OT	5	▲	-	+5
	Voluntary Continuing Services and Support Agreem	VA	5	▲	+66.7%	+2
	Civil Violation	CI	4	▲	+300.0%	+3
	Temporary Detention Order	TD	4	▼	-42.9%	-3
	Entrustment	ET	3	▲	+200.0%	+2
	Emergency Custody Order	EC	2	▼	-50.0%	-2
	Emancipation	EP	1	▲	-	+1
	Family Abuse - Protective Order	FP	1	↔		-
	Special Immigrant Juvenile Status	SI	1	▲	-	+1
	Relief of Custody	CR	0	▼	-100.0%	-1
	Total		995	▼	-3.7%	-38
	GRAND TOTAL		3,258	▼	-2.3%	-77

Filings by Major Case Category**

Category	Summary	Change	% Change	Absolute Change
Adult Criminal	1,289	▼	-4.2%	-57
Child Dependency	90	▲	+25.0%	+18
Child in Need of Services/Supervision	94	▲	+11.9%	+10
Custody and Visitation	454	▼	-6.6%	-32

* Compared to same time period as previous year ** Case Type Categories are defined in the 2017 Virginia Judicial Workload Assessment

The data reported reflect the case management system. The case types reported may not necessitate judicial involvement.

CPSS - JCMS CASELOAD STATISTICS OF THE JUVENILE & DOMESTIC RELATIONS DISTRICT COURTS
 January 2024 thru October 2024 Filings (Compared to January 2023 thru October 2023)

Danville

District: 22 FIPS: 590

Delinquency	250	▼	-12.3%	-35
Juvenile Miscellaneous	53	▲	-1.9%	-1
New to Workload Study	5	▲	+400.0%	+4
Other	506	▲	+1.4%	+7
Protective Orders	141	▲	-2.1%	-3
Support	356	▲	+4.4%	+15
Traffic	20	▼	-13.0%	-3
GRAND TOTAL	3,258	▼	-2.3%	-77

* Compared to same time period as previous year

** Case Type Categories are defined in the 2017 Virginia Judicial Workload Assessment

The data reported reflect the case management system. The case types reported may not necessitate judicial involvement.

2024 Overall GRAND TOTAL		Distribution of Caseload		Change*		Percentage (%) of Caseload		
3,069	-314 -9.3%	Adult	1,377 45%	11.0% ▲	+136	Adult	36.7%	44.9%
2024		Juvenile	1,692 55%	-21.0% ▼	-450	Juvenile	63.3%	55.1%
2023		GRAND TOTAL	3,069 100%	-9.3% ▼	-314	GRAND TOTAL	100%	100%

Filings by Division & Code

Division	Case Type Description	Code	Summary	Change	% Change	Absolute Change	
Adult	Civil Support	VS	331	▲	+0.9%	+3	
	Misdemeanor	CM	309	▲	+29.8%	+71	
	Show Cause	SC	248	▲	+57.0%	+90	
	Other	OT	222	▼	-3.1%	-7	
	Family Abuse - Protective Order	FP	106	▲	+35.9%	+28	
	Capias	CA	55	▲	+7.8%	+4	
	Felony	CF	42	▼	-6.7%	-3	
	Non-Family Abuse Protective Order	AP	28	▼	-58.2%	-39	
	Motion - Protective Order	MP	16	▼	-33.3%	-8	
	Violation of Protective Order	PV	12	▲	+300.0%	+9	
	Remand Support	RS	6	▼	-68.4%	-13	
	Restricted License for Non-Support	SL	2	▲	-	+2	
	Bond Forfeiture	BF	0	▼	-100.0%	-1	
	Total		1,377	▲	11.0%	+136	
Juvenile	Custody Visitation	CV	940	▼	-18.2%	-209	
	Misdemeanor	DM	193	▼	-27.4%	-73	
	Abuse and Neglect	AN	138	▲	+5.3%	+7	
	Motion - Protective Order	MP	50	▲	+28.2%	+11	
	Status	ST	46	▼	-34.3%	-24	
	Permanency Planning	PH	45	▲	+45.2%	+14	
	Traffic	T	43	▼	-8.5%	-4	
	Foster Care Review	FC	36	▼	-36.8%	-21	
	Remand Visitation	RV	36	▼	-45.5%	-30	
	Remand Custody	RC	34	▼	-55.8%	-43	
	Felony	DF	28	▼	-30.0%	-12	
	Child In Need of Services	CS	25	▼	-51.9%	-27	
	Initial Foster Care	IF	20	▼	-28.6%	-8	
	Truancy	TR	14	▼	-46.2%	-12	
	Paternity	PT	13	▼	-50.0%	-13	
	Relief of Custody	CR	11	▲	+450.0%	+9	
	Terminate Parental Rights	TP	6	▼	-40.0%	-4	
	Civil Violation	CI	4	▲	+300.0%	+3	
	Entrustment	ET	4	▼	-33.3%	-2	
	Non-Family Abuse Protective Order	AP	3	▼	-57.1%	-4	
	Capias	CA	1	▲	-	+1	
	Special Immigrant Juvenile Status	SI	1	▲	-	+1	
	Voluntary Continuing Services and Support Agree	VA	1	▼	-80.0%	-4	
	Emergency Custody Order	EC	0	▼	-100.0%	-1	
	Qualified Residential Treatment	QR	0	▼	-100.0%	-5	
		Total		1,692	▼	-21.0%	-450
	GRAND TOTAL			3,069	▼	-9.3%	-314

Filings by Major Case Category**

Category	Summary	Change	% Change	Absolute Change
Adult Criminal	497	▲	+11.4%	+51
Child Dependency	261	▲	-5.1%	-14
Child in Need of Services/Supervision	39	▼	-50.0%	-39

* Compared to same time period as previous year ** Case Type Categories are defined in the 2017 Virginia Judicial Workload Assessment

The data reported reflect the case management system. The case types reported may not necessitate judicial involvement.

Custody and Visitation	953	▼	-18.9%	-222
Delinquency	222	▲	-27.5%	-84
Juvenile Miscellaneous	46	▼	-34.3%	-24
New to Workload Study	5	▲	+400.0%	+4
Other	298	▼	-24.0%	-94
Protective Orders	203	▼	-5.6%	-12
Support	502	▲	+32.8%	+124
Traffic	43	▼	-8.5%	-4
GRAND TOTAL	3,069	▼	-9.3%	-314

* Compared to same time period as previous year

** Case Type Categories are defined in the 2017 Virginia Judicial Workload Assessment

The data reported reflect the case management system. The case types reported may not necessitate judicial involvement.

2024 Overall GRAND TOTAL		Distribution of Caseload		Change*		Percentage (%) of Caseload			
3,136 +14 0.4% 		Adult	1,514	48%	13.5% ▲	+180	Adult	42.7%	48.3%
		Juvenile	1,622	52%	-9.3% ▼	-166	Juvenile	57.3%	51.7%
GRAND TOTAL		3,136	100%	0.4% ▲	+14	GRAND TOTAL	100%	100%	

Filings by Division & Code

Division	Case Type Description	Code	Summary	Change	% Change	Absolute Change
Adult	Civil Support	VS	431	▲	+23.1%	+81
	Misdemeanor	CM	344	▼	-2.8%	-10
	Other	OT	259	▲	+9.7%	+23
	Show Cause	SC	227	▲	+37.6%	+62
	Family Abuse - Protective Order	FP	111	▼	-9.8%	-12
	Capias	CA	55	▲	+57.1%	+20
	Felony	CF	45	▼	-8.2%	-4
	Motion - Protective Order	MP	14	▼	-6.7%	-1
	Violation of Protective Order	PV	13	▲	+550.0%	+11
	Non-Family Abuse Protective Order	AP	12	▲	+500.0%	+10
	Violation Family Abuse Protective Order	PS	2	▲	-	+2
	Remand Support	RS	1	▼	-66.7%	-2
	Total			1,514	▲	13.5%
Juvenile	Custody Visitation	CV	1,020	▼	-18.0%	-224
	Misdemeanor	DM	124	▲	+17.0%	+18
	Abuse and Neglect	AN	80	▲	+81.8%	+36
	Felony	DF	57	▲	+96.6%	+28
	Initial Foster Care	IF	42	▲	+162.5%	+26
	Traffic	T	40	▼	-58.3%	-56
	Permanency Planning	PH	37	▼	-17.8%	-8
	Child at Risk	RI	34	▲	+25.9%	+7
	Child In Need of Services	CS	28	▼	-28.2%	-11
	Foster Care Review	FC	28	▲	+16.7%	+4
	Voluntary Continuing Services and Support Agreem	VA	26	▲	+100.0%	+13
	Paternity	PT	22	▲	+29.4%	+5
	Temporary Detention Order	TD	18	▲	+63.6%	+7
	Status	ST	13	▲	+18.2%	+2
	Non-Family Abuse Protective Order	AP	10	▲	+42.9%	+3
	Terminate Parental Rights	TP	10	▲	+25.0%	+2
	Relief of Custody	CR	8	▲	+166.7%	+5
	Truancy	TR	8	▼	-42.9%	-6
	Emergency Custody Order	EC	5	▲	+25.0%	+1
	Entrustment	ET	4	▲	-	+4
	Emancipation	EP	2	▲	-	+2
	Motion - Protective Order	MP	2	▼	-75.0%	-6
	Civil Violation	CI	1	▼	-66.7%	-2
	Family Abuse - Protective Order	FP	1	▼	-50.0%	-1
	Other	OT	1	▲	-	+1
	Special Immigrant Juvenile Status	SI	1	▲	-	+1
	Qualified Residential Treatment	QR	0	▼	-100.0%	-7
	Remand Custody	RC	0	▼	-100.0%	-3
	Remand Visitation	RV	0	▼	-100.0%	-3
	Show Cause	SC	0	▼	-100.0%	-4
	Total			1,622	▼	-9.3%
GRAND TOTAL			3,136	▲	0.4%	+14

* Compared to same time period as previous year

** Case Type Categories are defined in the 2017 Virginia Judicial Workload Assessment

The data reported reflect the case management system. The case types reported may not necessitate judicial involvement.

Filings by Major Case Category**

Category	Summary	Change	% Change	Absolute Change
Adult Criminal	645	▲	+10.1%	+59
Child Dependency	269	▲	+43.9%	+82
Child in Need of Services/Supervision	36	▼	-32.1%	-17
Custody and Visitation	1,042	▲	-17.4%	-219
Delinquency	181	▲	+30.2%	+42
Juvenile Miscellaneous	15	▲	+36.4%	+4
New to Workload Study	2	▲	-33.3%	-1
Other	284	▲	+9.2%	+24
Protective Orders	150	▲	-4.5%	-7
Support	472	▲	+27.9%	+103
Traffic	40	▼	-58.3%	-56
GRAND TOTAL	3,136	▲	0.4%	+14

* Compared to same time period as previous year

** Case Type Categories are defined in the 2017 Virginia Judicial Workload Assessment

The data reported reflect the case management system. The case types reported may not necessitate judicial involvement.

2024 Overall GRAND TOTAL		Distribution of Caseload			Change*		Percentage (%) of Caseload		
8,383	-17 -0.2%	Adult	3,903	47%	0.7% ▲	+28	Adult	46.1%	46.6%
2024		Juvenile	4,480	53%	-1.0% ▼	-45	Juvenile	53.9%	53.4%
2023		GRAND TOTAL	8,383	100%	-0.2% ▼	-17	GRAND TOTAL	100%	100%

Filings by Division & Code

Division	Case Type Description	Code	Summary	Change	% Change	Absolute Change
Adult	Misdemeanor	CM	1,022	▼	-8.3%	-92
	Show Cause	SC	765	▲	+62.1%	+293
	Civil Support	VS	744	▼	-0.8%	-6
	Other	OT	702	▼	-12.4%	-99
	Family Abuse - Protective Order	FP	359	▼	-13.3%	-55
	Felony	CF	164	▲	+14.7%	+21
	Motion - Protective Order	MP	48	▲	+54.8%	+17
	Capias	CA	28	▼	-36.4%	-16
	Non-Family Abuse Protective Order	AP	25	▼	-56.1%	-32
	Violation of Protective Order	PV	21	▼	-12.5%	-3
	Remand Support	RS	18	▼	-10.0%	-2
	Restricted License for Non-Support	SL	5	▲	+150.0%	+3
	Bond Forfeiture	BF	2	▼	-33.3%	-1
	Total		3,903	▲	0.7%	+28
Juvenile	Custody Visitation	CV	2,305	▼	-8.2%	-207
	Misdemeanor	DM	397	▲	+16.8%	+57
	Abuse and Neglect	AN	198	▼	-23.8%	-62
	Permanency Planning	PH	192	▼	-17.2%	-40
	Foster Care Review	FC	174	▲	+28.9%	+39
	Traffic	T	146	▲	+14.1%	+18
	Truancy	TR	139	▲	+17.8%	+21
	Felony	DF	105	▲	+4.0%	+4
	Initial Foster Care	IF	95	▲	+17.3%	+14
	Temporary Detention Order	TD	93	▲	+32.9%	+23
	Status	ST	91	▲	+506.7%	+76
	Terminate Parental Rights	TP	91	▼	-32.6%	-44
	Motion - Protective Order	MP	80	▼	-25.9%	-28
	Special Immigrant Juvenile Status	SI	62	▲	+210.0%	+42
	Mental Commitment	MC	57	▲	+9.6%	+5
	Paternity	PT	41	▼	-2.4%	-1
	Remand Custody	RC	39	▲	+95.0%	+19
	Relief of Custody	CR	33	▲	+230.0%	+23
	Remand Visitation	RV	31	▲	+72.2%	+13
	Non-Family Abuse Protective Order	AP	22	▼	-55.1%	-27
	Child In Need of Services	CS	18	▲	+20.0%	+3
	Emergency Custody Order	EC	18	▲	+157.1%	+11
	Voluntary Continuing Services and Support Agree	VA	18	▲	+28.6%	+4
	Entrustment	ET	15	▲	+25.0%	+3
	Capias	CA	9	▼	-	-
	Family Abuse - Protective Order	FP	5	▲	+150.0%	+3
	Other	OT	2	▲	-	-
	Restoration of Parental Rights	RR	2	▲	-	+2
	Civil Violation	CI	1	▲	-	+1
	Restricted Operators License	RL	1	▼	-50.0%	-1
	Child at Risk	RI	0	▼	-100.0%	-2
	Emancipation	EP	0	▼	-100.0%	-3
	Juvenile Support	JS	0	▼	-100.0%	-1
Qualified Residential Treatment	QR	0	▼	-100.0%	-9	
Show Cause	SC	0	▼	-100.0%	-1	
	Total		4,480	▼	-1.0%	-45

* Compared to same time period as previous year ** Case Type Categories are defined in the 2017 Virginia Judicial Workload Assessment

The data reported reflect the case management system. The case types reported may not necessitate judicial involvement.

	Summary	Change	% Change	Absolute Change
GRAND TOTAL	8,383	▼	-0.2%	-17

Filings by Major Case Category**

Category	Summary	Change	% Change	Absolute Change
Adult Criminal	1,497	▼	-4.3%	-67
Child Dependency	816	▲	-8.3%	-74
Child in Need of Services/Supervision	157	▲	+18.0%	+24
Custody and Visitation	2,346	▼	-8.2%	-209
Delinquency	511	▼	+13.6%	+61
Juvenile Miscellaneous	93	▲	+416.7%	+75
New to Workload Study	63	▲	+215.0%	+43
Other	960	▲	-3.0%	-30
Protective Orders	539	▲	-18.5%	-122
Support	1,254	▲	+26.8%	+265
Traffic	147	▼	+13.1%	+17
GRAND TOTAL	8,383	▼	-0.2%	-17

* Compared to same time period as previous year

** Case Type Categories are defined in the 2017 Virginia Judicial Workload Assessment

The data reported reflect the case management system. The case types reported may not necessitate judicial involvement.

2024 Overall GRAND TOTAL		Distribution of Caseload		Change*		Percentage (%) of Caseload			
4,027 +148 3.8% 	2024 2023	Adult	1,685	42%	-4.0% ▼	-71	Adult	45.3%	41.8%
		Juvenile	2,342	58%	10.3% ▲	+219	Juvenile	54.7%	58.2%
GRAND TOTAL		4,027	100%	3.8% ▲	+148	GRAND TOTAL	100%	100%	

Filings by Division & Code

Division	Case Type Description	Code	Summary	Change	% Change	Absolute Change	
Adult	Civil Support	VS	389	▲	+10.2%	+36	
	Misdemeanor	CM	377	▼	-25.8%	-131	
	Show Cause	SC	326	▲	+62.2%	+125	
	Other	OT	251	▼	-26.6%	-91	
	Family Abuse - Protective Order	FP	167	▲	+3.7%	+6	
	Felony	CF	73	▼	-27.7%	-28	
	Capias	CA	31	▲	+6.9%	+2	
	Motion - Protective Order	MP	22	▲	+144.4%	+13	
	Non-Family Abuse Protective Order	AP	22	▲	+22.2%	+4	
	Remand Support	RS	21	▼	-30.0%	-9	
	Violation of Protective Order	PV	5	▲	+66.7%	+2	
	Restricted License for Non-Support Protective Order	SL	1	▲	-	+1	
	Protective Order	PC	0	▼	-100.0%	-1	
Total			1,685	▼	-4.0%	-71	
Juvenile	Custody Visitation	CV	1,292	▲	+26.7%	+272	
	Misdemeanor	DM	240	▼	-3.2%	-8	
	Traffic	T	131	▼	-5.1%	-7	
	Abuse and Neglect	AN	108	▼	-26.5%	-39	
	Status	ST	104	▲	-	-	
	Permanency Planning	PH	80	▼	-11.1%	-10	
	Felony	DF	50	▲	+2.0%	+1	
	Foster Care Review	FC	42	▼	-14.3%	-7	
	Initial Foster Care	IF	40	▲	+66.7%	+16	
	Truancy	TR	37	▲	+12.1%	+4	
	Voluntary Continuing Services and Support Agreen	VA	33	▲	+37.5%	+9	
	Motion - Protective Order	MP	32	↔	-	-	
	Terminate Parental Rights	TP	28	▲	+64.7%	+11	
	Child In Need of Services	CS	27	▲	+285.7%	+20	
	Non-Family Abuse Protective Order	AP	25	▲	+31.6%	+6	
	Remand Custody	RC	17	▼	-64.6%	-31	
	Paternity	PT	16	▼	-11.1%	-2	
	Special Immigrant Juvenile Status	SI	12	▲	+300.0%	+9	
	Temporary Detention Order	TD	10	▼	-44.4%	-8	
	Relief of Custody	CR	9	▼	-30.8%	-4	
	Civil Violation	CI	3	▼	-40.0%	-2	
	Entrustment	ET	3	▼	-40.0%	-2	
	Capias	CA	2	▼	-50.0%	-2	
	Family Abuse - Protective Order	FP	1	▲	-	+1	
	Emancipation	EP	0	▼	-100.0%	-1	
	Emergency Custody Order	EC	0	▼	-100.0%	-2	
	Qualified Residential Treatment	QR	0	▼	-100.0%	-3	
	Remand Visitation	RV	0	▼	-100.0%	-2	
	Total			2,342	▲	10.3%	+219
	GRAND TOTAL			4,027	▲	3.8%	+148

* Compared to same time period as previous year

** Case Type Categories are defined in the 2017 Virginia Judicial Workload Assessment

The data reported reflect the case management system. The case types reported may not necessitate judicial involvement.

Filings by Major Case Category**

Category	Summary	Change	% Change	Absolute Change
Adult Criminal	664	▼	-14.3%	-111
Child Dependency	343	▼	-7.8%	-29
Child in Need of Services/Supervision	64	▲	+60.0%	+24
Custody and Visitation	1,308	▲	+26.0%	+270
Delinquency	292	▼	-3.0%	-9
Juvenile Miscellaneous	104	▲	-1.0%	-1
New to Workload Study	15	▲	+87.5%	+7
Other	299	▼	-32.4%	-143
Protective Orders	269	▲	+12.6%	+30
Support	538	▲	+27.8%	+117
Traffic	131	▼	-5.1%	-7
GRAND TOTAL	4,027	▲	3.8%	+148

* Compared to same time period as previous year

** Case Type Categories are defined in the 2017 Virginia Judicial Workload Assessment

The data reported reflect the case management system. The case types reported may not necessitate judicial involvement.

2024 Overall GRAND TOTAL		Distribution of Caseload			Change*		Percentage (%) of Caseload		
1,406	-94 -6.3%	Adult	656	47%	0.0%	0	Adult	43.7%	46.7%
2024		Juvenile	750	53%	-11.1%	-94	Juvenile	56.3%	53.3%
2023		GRAND TOTAL	1,406	100%	-6.3%	-94	GRAND TOTAL	100%	100%

Filings by Division & Code

Division	Case Type Description	Code	Summary	Change	% Change	Absolute Change	
Adult	Misdemeanor	CM	179	▼	-10.5%	-21	
	Civil Support	VS	125	▼	-1.6%	-2	
	Show Cause	SC	112	▲	+40.0%	+32	
	Other	OT	93	▼	-13.9%	-15	
	Felony	CF	53	▲	+20.5%	+9	
	Family Abuse - Protective Order	FP	47	▼	-2.1%	-1	
	Capias	CA	30	▼	+15.4%	+4	
	Remand Support	RS	9	▼	-10.0%	-1	
	Non-Family Abuse Protective Order	AP	4	▲	+33.3%	+1	
	Motion - Protective Order	MP	3	▼	-40.0%	-2	
	Violation of Protective Order	PV	1	▼	-66.7%	-2	
	Bond Forfeiture	BF	0	▼	-100.0%	-1	
	Protective Order	PC	0	▼	-100.0%	-1	
	Total		656		0.0%	0	
Juvenile	Custody Visitation	CV	299	▼	-2.3%	-7	
	Misdemeanor	DM	109	▼	-20.4%	-28	
	Traffic	T	66	▼	-29.0%	-27	
	Abuse and Neglect	AN	55	▲	+57.1%	+20	
	Felony	DF	31	▲	+24.0%	+6	
	Status	ST	31	▼	-8.8%	-3	
	Mental Commitment	MC	29	▼	-35.6%	-16	
	Foster Care Review	FC	22	▲	+46.7%	+7	
	Permanency Planning	PH	22	▼	-24.1%	-7	
	Remand Custody	RC	16	▼	-5.9%	-1	
	Remand Visitation	RV	16	▼	-5.9%	-1	
	Initial Foster Care	IF	12	▲	+9.1%	+1	
	Voluntary Continuing Services and Support Agree	VA	11	▼	-21.4%	-3	
	Motion - Protective Order	MP	10	▼	-41.2%	-7	
	Temporary Detention Order	TD	10	▼	-9.1%	-1	
	Paternity	PT	4	▼	-20.0%	-1	
	Relief of Custody	CR	2	▲	+100.0%	+1	
	Child In Need of Services	CS	1	▲	-	+1	
	Civil Violation	CI	1	▲	-	+1	
	Emergency Custody Order	EC	1	▼	-80.0%	-4	
	Non-Family Abuse Protective Order	AP	1	▼	-66.7%	-2	
	Other	OT	1	▼	-75.0%	-3	
	Emancipation	EP	0	▼	-100.0%	-1	
	Entrustment	ET	0	▼	-100.0%	-9	
	Qualified Residential Treatment	QR	0	▼	-100.0%	-2	
	Show Cause	SC	0	▼	-100.0%	-2	
	Special Immigrant Juvenile Status	SI	0	▼	-100.0%	-1	
	Terminate Parental Rights	TP	0	▼	-100.0%	-2	
	Truancy	TR	0	▼	-100.0%	-3	
		Total		750	▼	-11.1%	-94
	GRAND TOTAL			1,406	▼	-6.3%	-94

* Compared to same time period as previous year

** Case Type Categories are defined in the 2017 Virginia Judicial Workload Assessment

The data reported reflect the case management system. The case types reported may not necessitate judicial involvement.

Filings by Major Case Category**

Category	Summary	Change	% Change	Absolute Change
Adult Criminal	331	▼		0
Child Dependency	124	▼	+5.1%	+6
Child in Need of Services/Supervision	1	▲	-66.7%	-2
Custody and Visitation	303	▼	-2.6%	-8
Delinquency	140	▼	-14.6%	-24
Juvenile Miscellaneous	31	▼	-11.4%	-4
New to Workload Study	1	▲		0
Other	175	▼	-19.4%	-42
Protective Orders	65	▼	-14.5%	-11
Support	169	▼	+11.9%	+18
Traffic	66	▼	-29.0%	-27
GRAND TOTAL	1,406	▼	-6.3%	-94

* Compared to same time period as previous year

** Case Type Categories are defined in the 2017 Virginia Judicial Workload Assessment

The data reported reflect the case management system. The case types reported may not necessitate judicial involvement.

2024 Overall GRAND TOTAL		Distribution of Caseload			Change*		Percentage (%) of Caseload		
1,957 -23 -1.2% 	Adult	982	50%	-4.8% ▼	-50	Adult	2023	2024	
	Juvenile	975	50%	2.8% ▲	+27	Juvenile	52.1%	50.2%	
GRAND TOTAL		1,957	100%	-1.2% ▼	-23	GRAND TOTAL	100%	100%	

Filings by Division & Code

Division	Case Type Description	Code	Summary	Change	% Change	Absolute Change	
Adult	Civil Support	VS	188	▼	-8.7%	-18	
	Misdemeanor	CM	180	▼	-18.2%	-40	
	Show Cause	SC	180	▲	+0.6%	+1	
	Other	OT	148	▼	-16.4%	-29	
	Felony	CF	107	▲	+78.3%	+47	
	Family Abuse - Protective Order	FP	88	▼	-12.0%	-12	
	Capias	CA	35	▲	+20.7%	+6	
	Motion - Protective Order	MP	25	▼	-32.4%	-12	
	Violation of Protective Order	PV	16	▲	+6.7%	+1	
	Remand Support	RS	7	▲	+600.0%	+6	
	Non-Family Abuse Protective Order	AP	6	▼	-14.3%	-1	
	Restricted License for Non-Support	SL	2	▲	+100.0%	+1	
Total			982	▼	-4.8%	-50	
Juvenile	Custody Visitation	CV	625	▲	+6.7%	+39	
	Traffic	T	68	▲	+21.4%	+12	
	Misdemeanor	DM	64	▼	-5.9%	-4	
	Abuse and Neglect	AN	30	▼	-53.1%	-34	
	Truancy	TR	29	▲	+81.3%	+13	
	Paternity	PT	19	▼	-29.6%	-8	
	Child In Need of Services	CS	17	▲	+183.3%	+11	
	Remand Custody	RC	16	▲	+77.8%	+7	
	Remand Visitation	RV	16	▲	-	+16	
	Temporary Detention Order	TD	16	▲	+77.8%	+7	
	Foster Care Review	FC	14	▼	-26.3%	-5	
	Permanency Planning	PH	12	▼	-14.3%	-2	
	Entrustment	ET	9	▲	+350.0%	+7	
	Non-Family Abuse Protective Order	AP	9	▲	+50.0%	+3	
	Felony	DF	8	▼	-61.9%	-13	
	Initial Foster Care	IF	6	▼	-25.0%	-2	
	Status	ST	6	▲	-50.0%	-6	
	Motion - Protective Order	MP	3	▼	-70.0%	-7	
	Other	OT	3	▲	+200.0%	+2	
	Voluntary Continuing Services and Support Agreem	VA	2	▲	-	+2	
	Relief of Custody	CR	1	▼	-50.0%	-1	
	Special Immigrant Juvenile Status	SI	1	▲	-	+1	
	Terminate Parental Rights	TP	1	▼	-83.3%	-5	
	Child at Risk	RI	0	▼	-100.0%	-2	
	Emancipation	EP	0	▼	-100.0%	-1	
	Emergency Custody Order	EC	0	▼	-100.0%	-3	
	Total			975	▲	2.8%	+27
	GRAND TOTAL			1,957	▼	-1.2%	-23

Filings by Major Case Category**

Category	Summary	Change	% Change	Absolute Change
Adult Criminal	450	▲	-3.2%	-15
Child Dependency	75	▲	-35.9%	-42
Child in Need of Services/Supervision	46	▲	+109.1%	+24

* Compared to same time period as previous year ** Case Type Categories are defined in the 2017 Virginia Judicial Workload Assessment

The data reported reflect the case management system. The case types reported may not necessitate judicial involvement.


CPSS - JCMS CASELOAD STATISTICS OF THE JUVENILE & DOMESTIC RELATIONS DISTRICT COURTS
 January 2024 thru October 2024 Filings (Compared to January 2023 thru October 2023)

Custody and Visitation	644	▼	+5.1%	+31
Delinquency	72	▼	-19.1%	-17
Juvenile Miscellaneous	6	▲	-53.8%	-7
New to Workload Study	1	▲	-	+1
Other	206	▲	+3.0%	+6
Protective Orders	131	▼	-18.1%	-29
Support	258	▲	+5.3%	+13
Traffic	68	▲	+21.4%	+12
GRAND TOTAL	1,957	▼	-1.2%	-23

* Compared to same time period as previous year

** Case Type Categories are defined in the 2017 Virginia Judicial Workload Assessment

The data reported reflect the case management system. The case types reported may not necessitate judicial involvement.

2024 Overall GRAND TOTAL		Distribution of Caseload		Change*		Percentage (%) of Caseload			
3,707	-524 -12.4%	Adult	1,615	44%	-14.3% ▼	-269	Adult	44.5%	43.6%
2024 		Juvenile	2,092	56%	-10.9% ▼	-255	Juvenile	55.5%	56.4%
2023		GRAND TOTAL	3,707	100%	-12.4% ▼	-524	GRAND TOTAL	100%	100%

Filings by Division & Code

Division	Case Type Description	Code	Summary	Change	% Change	Absolute Change	
Adult	Civil Support	VS	418	▼	-5.0%	-22	
	Show Cause	SC	331	▲	+24.9%	+66	
	Misdemeanor	CM	289	▼	-27.4%	-109	
	Other	OT	176	▼	-26.7%	-64	
	Family Abuse - Protective Order	FP	134	▼	-18.3%	-30	
	Felony	CF	77	▼	-60.3%	-117	
	Capias	CA	59	▼	-21.3%	-16	
	Motion - Protective Order	MP	56	▲	+93.1%	+27	
	Remand Support	RS	51	▲	+10.9%	+5	
	Violation of Protective Order	PV	16	▼	-20.0%	-4	
	Non-Family Abuse Protective Order	AP	6	▼	-40.0%	-4	
	Restricted License for Non-Support	SL	1	▼	-66.7%	-2	
	Violation Family Abuse Protective Order	PS	1	▲	-	+1	
Total			1,615	▼	-14.3%	-269	
Juvenile	Custody Visitation	CV	1,199	▼	-10.5%	-140	
	Remand Custody	RC	89	▼	-4.3%	-4	
	Truancy	TR	89	▲	+27.1%	+19	
	Remand Visitation	RV	85	▼	-5.6%	-5	
	Abuse and Neglect	AN	78	▼	-52.1%	-85	
	Misdemeanor	DM	76	▼	-28.3%	-30	
	Status	ST	70	▲	+14.8%	+9	
	Foster Care Review	FC	66	▼	-4.3%	-3	
	Permanency Planning	PH	54	▲	+25.6%	+11	
	Motion - Protective Order	MP	52	▲	+4.0%	+2	
	Traffic	T	43	▼	-35.8%	-24	
	Paternity	PT	23	▼	-14.8%	-4	
	Voluntary Continuing Services and Support Agree	VA	23	▲	+4.5%	+1	
	Felony	DF	21	▼	-27.6%	-8	
	Non-Family Abuse Protective Order	AP	18	▲	+350.0%	+14	
	Child In Need of Services	CS	17	▼	-26.1%	-6	
	Initial Foster Care	IF	16	▼	-42.9%	-12	
	Temporary Detention Order	TD	16	▲	+60.0%	+6	
	Terminate Parental Rights	TP	15	▼	-11.8%	-2	
	Entrustment	ET	14	▲	+55.6%	+5	
	Relief of Custody	CR	13	▲	+18.2%	+2	
	Emergency Custody Order	EC	5	▲	+150.0%	+3	
	Show Cause	SC	4	▲	+33.3%	+1	
	Other	OT	3	↔	-	-	
	Emancipation	EP	2	▲	-	+2	
	Juvenile Support	JS	1	↔	-	-	
	Capias	CA	0	▼	-100.0%	-1	
	Civil Violation	CI	0	▼	-100.0%	-3	
	Family Abuse - Protective Order	FP	0	▼	-100.0%	-1	
	Qualified Residential Treatment	QR	0	▼	-100.0%	-1	
	Special Immigrant Juvenile Status	SI	0	▼	-100.0%	-1	
	Total			2,092	▼	-10.9%	-255
	GRAND TOTAL			3,707	▼	-12.4%	-524

* Compared to same time period as previous year

** Case Type Categories are defined in the 2017 Virginia Judicial Workload Assessment

The data reported reflect the case management system. The case types reported may not necessitate judicial involvement.

Filings by Major Case Category**

Category	Summary	Change	% Change	Absolute Change
Adult Criminal	647	▲	-26.0%	-227
Child Dependency	279	▼	-23.1%	-84
Child in Need of Services/Supervision	106	▼	+10.4%	+10
Custody and Visitation	1,222	▼	-10.5%	-144
Delinquency	101	▲	-25.7%	-35
Juvenile Miscellaneous	72	▲	+18.0%	+11
New to Workload Study	0	▼	-100.0%	-4
Other	425	▲	-12.2%	-59
Protective Orders	266	▲	+3.1%	+8
Support	546	▼	+4.6%	+24
Traffic	43	▼	-35.8%	-24
GRAND TOTAL	3,707	▼	-12.4%	-524

* Compared to same time period as previous year

** Case Type Categories are defined in the 2017 Virginia Judicial Workload Assessment

The data reported reflect the case management system. The case types reported may not necessitate judicial involvement.

2024 Overall GRAND TOTAL		Distribution of Caseload			Change*		Percentage (%) of Caseload		
2,780 	+88	Adult	1,297	47%	-7.2% ▼	-101	Adult	51.9%	46.7%
	3.3%	Juvenile	1,483	53%	14.6% ▲	+189	Juvenile	48.1%	53.3%
		GRAND TOTAL	2,780	100%	3.3% ▲	+88	GRAND TOTAL	100%	100%

Filings by Division & Code

Division	Case Type Description	Code	Summary	Change	% Change	Absolute Change
Adult	Civil Support	VS	358	▼	-5.5%	-21
	Show Cause	SC	232	▲	+15.4%	+31
	Misdemeanor	CM	223	▼	-22.3%	-64
	Other	OT	214	▼	-7.8%	-18
	Family Abuse - Protective Order	FP	114	▼	-17.4%	-24
	Felony	CF	71	▼	-9.0%	-7
	Capias	CA	63	▲	+16.7%	+9
	Motion - Protective Order	MP	17	▼	-5.6%	-1
	Non-Family Abuse Protective Order	AP	4	▼	-55.6%	-5
	Remand Support	RS	1	▲	-	+1
	Restricted License for Non-Support	SL	0	▼	-100.0%	-2
Total			1,297	▼	-7.2%	-101
Juvenile	Custody Visitation	CV	949	▲	+18.3%	+147
	Misdemeanor	DM	125	▼	-8.8%	-12
	Traffic	T	71	▲	+47.9%	+23
	Abuse and Neglect	AN	50	▲	+8.7%	+4
	Status	ST	39	▼	-32.8%	-19
	Foster Care Review	FC	35	▲	+84.2%	+16
	Permanency Planning	PH	31	▲	+82.4%	+14
	Terminate Parental Rights	TP	30	▲	+87.5%	+14
	Truancy	TR	27	▲	+8.0%	+2
	Felony	DF	23	▲	+15.0%	+3
	Motion - Protective Order	MP	20	▲	+11.1%	+2
	Initial Foster Care	IF	19	▲	+5.6%	+1
	Paternity	PT	15	▼	-31.8%	-7
	Child In Need of Services	CS	13	▼	-23.5%	-4
	Non-Family Abuse Protective Order	AP	10	▲	+42.9%	+3
	Temporary Detention Order	TD	9	▼	-43.8%	-7
	Other	OT	3	▲	-	+3
	Remand Custody	RC	3	▲	-	+3
	Remand Visitation	RV	3	▲	-	+3
	Civil Violation	CI	2	▼	-33.3%	-1
	Relief of Custody	CR	2	▲	-	+2
	Voluntary Continuing Services and Support Agreen	VA	2	▲	-	+2
	Emergency Custody Order	EC	1	▼	-75.0%	-3
	Special Immigrant Juvenile Status	SI	1	▲	-	+1
	Qualified Residential Treatment	QR	0	▼	-100.0%	-1
	Total			1,483	▲	14.6%
GRAND TOTAL			2,780	▲	3.3%	+88

Filings by Major Case Category**

Category	Summary	Change	% Change	Absolute Change
Adult Criminal	493	▼	-9.0%	-49
Child Dependency	169	▲	+44.4%	+52
Child in Need of Services/Supervision	40	▼	-4.8%	-2
Custody and Visitation	964	▼	+17.0%	+140
Delinquency	148	▲	-5.7%	-9

* Compared to same time period as previous year

** Case Type Categories are defined in the 2017 Virginia Judicial Workload Assessment

The data reported reflect the case management system. The case types reported may not necessitate judicial involvement.

CPSS - JCMS CASELOAD STATISTICS OF THE JUVENILE & DOMESTIC RELATIONS DISTRICT COURTS
 January 2024 thru October 2024 Filings (Compared to January 2023 thru October 2023)

Juvenile Miscellaneous	39	▼	-32.8%	-19
New to Workload Study	3	▲		0
Other	234	▲	-7.1%	-18
Protective Orders	165	▼	-13.2%	-25
Support	454	▼	-1.1%	-5
Traffic	71	▲	+47.9%	+23
GRAND TOTAL	2,780	▲	3.3%	+88

* Compared to same time period as previous year

** Case Type Categories are defined in the 2017 Virginia Judicial Workload Assessment

The data reported reflect the case management system. The case types reported may not necessitate judicial involvement.

2024 Overall GRAND TOTAL		Distribution of Caseload		Change*		Percentage (%) of Caseload			
5,577 +116 2.1% 		Adult	2,924	52%	8.3% ▲	+225	Adult	49.4%	52.4%
		Juvenile	2,653	48%	-3.9% ▼	-109	Juvenile	50.6%	47.6%
		GRAND TOTAL	5,577	100%	2.1% ▲	+116	GRAND TOTAL	100%	100%

Filings by Division & Code

Division	Case Type Description	Code	Summary	Change	% Change	Absolute Change
Adult	Misdemeanor	CM	742	▲	+17.6%	+111
	Other	OT	541	▼	+6.5%	+33
	Show Cause	SC	495	▲	+19.6%	+81
	Civil Support	VS	460	▲	+5.5%	+24
	Felony	CF	272	▲	+1.1%	+3
	Family Abuse - Protective Order	FP	196	▼	-12.9%	-29
	Capias	CA	143	▲	-10.1%	-16
	Motion - Protective Order	MP	52	▲	+48.6%	+17
	Remand Support	RS	11	▲	+175.0%	+7
	Non-Family Abuse Protective Order	AP	7	▼	-50.0%	-7
	Restricted License for Non-Support	SL	5	▲	-	+5
	Protective Order	PC	0	▼	-100.0%	-3
	Violation of Protective Order	PV	0	▼	-100.0%	-1
	Total		2,924	▲	8.3%	+225
Juvenile	Custody Visitation	CV	1,136	▼	-4.8%	-57
	Misdemeanor	DM	318	▲	+39.5%	+90
	Permanency Planning	PH	139	▼	-19.7%	-34
	Foster Care Review	FC	133	▲	+6.4%	+8
	Terminate Parental Rights	TP	120	▼	-29.0%	-49
	Abuse and Neglect	AN	113	▼	-26.6%	-41
	Traffic	T	70	▲	+18.6%	+11
	Initial Foster Care	IF	67	▲	+97.1%	+33
	Truancy	TR	60	▼	-9.1%	-6
	Felony	DF	59	▼	-44.3%	-47
	Entrustment	ET	57	▲	+23.9%	+11
	Paternity	PT	55	▼	-1.8%	-1
	Mental Commitment	MC	52	▼	-23.5%	-16
	Emergency Custody Order	EC	48	▼	-12.7%	-7
	Temporary Detention Order	TD	47	▲	+2.2%	+1
	Child at Risk	RI	36	▲	+111.8%	+19
	Child In Need of Services	CS	30	▲	+11.1%	+3
	Remand Custody	RC	22	▲	+69.2%	+9
	Voluntary Continuing Services and Support Agreem	VA	18	▲	+63.6%	+7
	Non-Family Abuse Protective Order	AP	15	▲	+15.4%	+2
	Motion - Protective Order	MP	13	▲	+85.7%	+6
	Other	OT	12	▼	-42.9%	-9
	Remand Visitation	RV	12	▲	+100.0%	+6
	Special Immigrant Juvenile Status	SI	11	▲	+10.0%	+1
	Status	ST	9	▼	-82.4%	-42
	Protective Order	PC	1	▲	-	+1
	Capias	CA	0	▼	-100.0%	-1
	Civil Violation	CI	0	▼	-100.0%	-3
	Qualified Residential Treatment	QR	0	▼	-100.0%	-4
		Total		2,653	▼	-3.9%
GRAND TOTAL			5,577	▲	2.1%	+116

* Compared to same time period as previous year

** Case Type Categories are defined in the 2017 Virginia Judicial Workload Assessment

The data reported reflect the case management system. The case types reported may not necessitate judicial involvement.

Filings by Major Case Category**

Category	Summary	Change	% Change	Absolute Change
Adult Criminal	1,487	▼	+8.3%	+114
Child Dependency	683	▲	-6.8%	-50
Child in Need of Services/Supervision	90	▲	-3.2%	-3
Custody and Visitation	1,191	▼	-4.6%	-58
Delinquency	378	▲	+12.8%	+43
Juvenile Miscellaneous	9	▼	-82.4%	-42
New to Workload Study	11	▼	-15.4%	-2
Other	745	▲	+3.3%	+24
Protective Orders	283	▲	-3.7%	-11
Support	630	▲	+16.7%	+90
Traffic	70	▲	+18.6%	+11
GRAND TOTAL	5,577	▲	2.1%	+116

* Compared to same time period as previous year

** Case Type Categories are defined in the 2017 Virginia Judicial Workload Assessment

The data reported reflect the case management system. The case types reported may not necessitate judicial involvement.

2024 Overall GRAND TOTAL		Distribution of Caseload		Change*		Percentage (%) of Caseload			
934 -56 -5.7% 		Adult	539	58%	-15.0% ▼	-95	Adult	64.0%	57.7%
		Juvenile	395	42%	11.0% ▲	+39	Juvenile	36.0%	42.3%
		GRAND TOTAL	934	100%	-5.7% ▼	-56	GRAND TOTAL	100%	100%

Filings by Division & Code

Division	Case Type Description	Code	Summary	Change	% Change	Absolute Change
Adult	Misdemeanor	CM	218	▲	+14.1%	+27
	Show Cause	SC	93	▲	+12.0%	+10
	Civil Support	VS	75	▲	+2.7%	+2
	Other	OT	58	▼	-40.8%	-40
	Capias	CA	27	▲	+35.0%	+7
	Felony	CF	23	▼	-81.7%	-103
	Family Abuse - Protective Order	FP	21	▼	-30.0%	-9
	Violation of Protective Order	PV	12	▲	+140.0%	+7
	Motion - Protective Order	MP	9	▲	+125.0%	+5
	Non-Family Abuse Protective Order	AP	2	▲	+100.0%	+1
	Protective Order	PC	1	↔		-
	Remand Support	RS	0	▼	-100.0%	-2
	Total		539	▼	-15.0%	-95
Juvenile	Custody Visitation	CV	187	▲	+18.4%	+29
	Misdemeanor	DM	45	▲	+7.1%	+3
	Terminate Parental Rights	TP	24	▲	+50.0%	+8
	Traffic	T	19	▼	-5.0%	-1
	Truancy	TR	19	↔		-
	Felony	DF	17	▲	+466.7%	+14
	Motion - Protective Order	MP	15	▲	+400.0%	+12
	Permanency Planning	PH	12	▼	-53.8%	-14
	Abuse and Neglect	AN	11	↔		-
	Status	ST	10	▲	+42.9%	+3
	Foster Care Review	FC	7	▼	-41.7%	-5
	Entrustment	ET	6	▼	-25.0%	-2
	Paternity	PT	4	▲	+100.0%	+2
	Child at Risk	RI	3	▲	+200.0%	+2
	Child In Need of Services	CS	3	▼	-50.0%	-3
	Civil Violation	CI	3	▲	+200.0%	+2
	Initial Foster Care	IF	3	▼	-25.0%	-1
	Voluntary Continuing Services and Support Agree	VA	2	▲	-	+2
	Mental Commitment	MC	1	▲	-	+1
	Other	OT	1	▲	-	+1
	Relief of Custody	CR	1	▼	-66.7%	-2
	Restricted Operators License	RL	1	▼	-66.7%	-2
	Temporary Detention Order	TD	1	▼	-66.7%	-2
	Non-Family Abuse Protective Order	AP	0	▼	-100.0%	-1
	Qualified Residential Treatment	QR	0	▼	-100.0%	-1
	Remand Custody	RC	0	▼	-100.0%	-3
	Remand Visitation	RV	0	▼	-100.0%	-3
		Total		395	▲	11.0%
	GRAND TOTAL		934	▼	-5.7%	-56

Filings by Major Case Category**

Category	Summary	Change	% Change	Absolute Change
Adult Criminal	337	▲	-17.2%	-70
Child Dependency	69	▲	-15.9%	-13

* Compared to same time period as previous year ** Case Type Categories are defined in the 2017 Virginia Judicial Workload Assessment

The data reported reflect the case management system. The case types reported may not necessitate judicial involvement.

CPSS - JCMS CASELOAD STATISTICS OF THE JUVENILE & DOMESTIC RELATIONS DISTRICT COURTS
 January 2024 thru October 2024 Filings (Compared to January 2023 thru October 2023)

Child in Need of Services/Supervision	22	▼	-12.0%	-3
Custody and Visitation	191	▲	+19.4%	+31
Delinquency	62	▲	+37.8%	+17
Juvenile Miscellaneous	10	▲	+42.9%	+3
New to Workload Study	3	▲	+200.0%	+2
Other	61	▲	-44.0%	-48
Protective Orders	47	▲	+20.5%	+8
Support	112	▲	+21.7%	+20
Traffic	20	▼	-13.0%	-3
GRAND TOTAL	934	▼	-5.7%	-56

* Compared to same time period as previous year

** Case Type Categories are defined in the 2017 Virginia Judicial Workload Assessment

The data reported reflect the case management system. The case types reported may not necessitate judicial involvement.

2024 Overall GRAND TOTAL		Distribution of Caseload			Change*		Percentage (%) of Caseload		
1,403 	+37	Adult	739	53%	-0.4% ▼	-3	Adult	54.3%	52.7%
	2.7%	Juvenile	664	47%	6.4% ▲	+40	Juvenile	45.7%	47.3%
		GRAND TOTAL	1,403	100%	2.7% ▲	+37	GRAND TOTAL	100%	100%

Filings by Division & Code

Division	Case Type Description	Code	Summary	Change	% Change	Absolute Change	
Adult	Misdemeanor	CM	165	▼	-4.1%	-7	
	Other	OT	142	▼	+5.2%	+7	
	Show Cause	SC	128	▲	+33.3%	+32	
	Civil Support	VS	117	▼	-12.0%	-16	
	Felony	CF	71	▼	-22.8%	-21	
	Family Abuse - Protective Order	FP	53	▲	+3.9%	+2	
	Capias	CA	27	▼	-15.6%	-5	
	Motion - Protective Order	MP	11	▲	+57.1%	+4	
	Violation of Protective Order	PV	10	▲	+11.1%	+1	
	Remand Support	RS	7	▼	-22.2%	-2	
	Non-Family Abuse Protective Order	AP	4	▼	-20.0%	-1	
	Restricted License for Non-Support	SL	2	▲	+100.0%	+1	
	Protective Order	PC	1	▲	-	+1	
	Violation Family Abuse Protective Order	PS	1	▲	-	+1	
Total			739	▼	-0.4%	-3	
Juvenile	Custody Visitation	CV	335	▼	-2.6%	-9	
	Abuse and Neglect	AN	68	▲	+385.7%	+54	
	Status	ST	55	▲	+44.7%	+17	
	Traffic	T	41	▲	+32.3%	+10	
	Misdemeanor	DM	38	▲	+31.0%	+9	
	Initial Foster Care	IF	17	▲	+1,600.0%	+16	
	Truancy	TR	17	▼	-29.2%	-7	
	Motion - Protective Order	MP	14	▲	+75.0%	+6	
	Child In Need of Services	CS	12	▼	-14.3%	-2	
	Remand Custody	RC	10	▼	-37.5%	-6	
	Non-Family Abuse Protective Order	AP	9	▼	-10.0%	-1	
	Felony	DF	7	▼	-69.6%	-16	
	Foster Care Review	FC	7	▲	+40.0%	+2	
	Permanency Planning	PH	7	▼	-63.2%	-12	
	Paternity	PT	6	▲	+50.0%	+2	
	Temporary Detention Order	TD	5	▼	-28.6%	-2	
	Emergency Custody Order	EC	4	↔	-	-	
	Other	OT	4	▼	-66.7%	-8	
	Relief of Custody	CR	3	▲	+200.0%	+2	
	Emancipation	EP	2	▲	-	+2	
	Capias	CA	1	▲	-	+1	
	Civil Violation	CI	1	↔	-	-	
	Show Cause	SC	1	▼	-85.7%	-6	
	Family Abuse - Protective Order	FP	0	▼	-100.0%	-3	
	Juvenile Support	JS	0	▼	-100.0%	-1	
	Qualified Residential Treatment	QR	0	▼	-100.0%	-1	
	Terminate Parental Rights	TP	0	▼	-100.0%	-6	
	Voluntary Continuing Services and Support Agreen	VA	0	▼	-100.0%	-1	
	Total			664	▲	6.4%	+40
	GRAND TOTAL			1,403	▲	2.7%	+37

* Compared to same time period as previous year

** Case Type Categories are defined in the 2017 Virginia Judicial Workload Assessment

The data reported reflect the case management system. The case types reported may not necessitate judicial involvement.

Filings by Major Case Category**

Category	Summary	Change	% Change	Absolute Change
Adult Criminal	350	▲	-5.9%	-22
Child Dependency	102	▲	+112.5%	+54
Child in Need of Services/Supervision	29	▼	-27.5%	-11
Custody and Visitation	342	▲	-1.7%	-6
Delinquency	46	▼	-19.3%	-11
Juvenile Miscellaneous	57	▲	+50.0%	+19
New to Workload Study	1	↔		0
Other	172	▼	-6.0%	-11
Protective Orders	91	▲	+8.3%	+7
Support	172	▲	+4.9%	+8
Traffic	41	▲	+32.3%	+10
GRAND TOTAL	1,403	▲	2.7%	+37

* Compared to same time period as previous year

** Case Type Categories are defined in the 2017 Virginia Judicial Workload Assessment

The data reported reflect the case management system. The case types reported may not necessitate judicial involvement.

2024 Overall GRAND TOTAL		Distribution of Caseload		Change*		Percentage (%) of Caseload			
3,689	-415 -10.1%	Adult	1,710	46%	-5.5% ▼	-99	Adult	44.1%	46.4%
2024		Juvenile	1,979	54%	-13.8% ▼	-316	Juvenile	55.9%	53.6%
2023		GRAND TOTAL	3,689	100%	-10.1% ▼	-415	GRAND TOTAL	100%	100%

Filings by Division & Code

Division	Case Type Description	Code	Summary	Change	% Change	Absolute Change	
Adult	Show Cause	SC	383	▲	+27.2%	+82	
	Misdemeanor	CM	320	▼	-2.7%	-9	
	Civil Support	VS	291	▼	-14.4%	-49	
	Other	OT	230	▲	-6.1%	-15	
	Family Abuse - Protective Order	FP	149	▼	-8.6%	-14	
	Felony	CF	120	▲	+9.1%	+10	
	Capias	CA	112	▲	-2.6%	-3	
	Remand Support	RS	45	▼	-70.4%	-107	
	Motion - Protective Order	MP	32	▲	+6.7%	+2	
	Non-Family Abuse Protective Order	AP	24	▲	+118.2%	+13	
	Restricted License for Non-Support	SL	2	▼	-60.0%	-3	
	Violation of Protective Order	PV	2	▼	-75.0%	-6	
	Total			1,710	▼	-5.5%	-99
	Juvenile	Custody Visitation	CV	1,067	▲	+2.1%	+22
Misdemeanor		DM	191	▲	+4.4%	+8	
Traffic		T	129	▲	+37.2%	+35	
Abuse and Neglect		AN	95	▲	+50.8%	+32	
Foster Care Review		FC	73	▼	-27.0%	-27	
Remand Visitation		RV	67	▼	-71.7%	-170	
Remand Custody		RC	66	▼	-72.2%	-171	
Felony		DF	38	▼	-15.6%	-7	
Truancy		TR	34	▲	+13.3%	+4	
Permanency Planning		PH	29	▼	-12.1%	-4	
Temporary Detention Order		TD	27	▲	+12.5%	+3	
Emergency Custody Order		EC	26	▼	-7.1%	-2	
Initial Foster Care		IF	19	▼	-20.8%	-5	
Motion - Protective Order		MP	19	▼	-47.2%	-17	
Child In Need of Services		CS	17	▼	-15.0%	-3	
Voluntary Continuing Services and Support Agreem		VA	16	▲	+60.0%	+6	
Paternity		PT	15	▲	+7.1%	+1	
Terminate Parental Rights		TP	15	▼	-37.5%	-9	
Status		ST	9	▼	-35.7%	-5	
Civil Violation		CI	5	▲	-	+5	
Non-Family Abuse Protective Order		AP	5	▼	-58.3%	-7	
Family Abuse - Protective Order		FP	4	▲	-	+4	
Show Cause		SC	4	▼	-42.9%	-3	
Special Immigrant Juvenile Status		SI	4	↔	-	-	
Other		OT	2	▲	-33.3%	-1	
Emancipation		EP	1	↔	-	-	
Relief of Custody		CR	1	▼	-50.0%	-1	
Restoration of Parental Rights		RR	1	▲	-	+1	
Capias		CA	0	▼	-100.0%	-1	
Qualified Residential Treatment		QR	0	▼	-100.0%	-4	
Total			1,979	▼	-13.8%	-316	
GRAND TOTAL			3,689	▼	-10.1%	-415	

* Compared to same time period as previous year

** Case Type Categories are defined in the 2017 Virginia Judicial Workload Assessment

The data reported reflect the case management system. The case types reported may not necessitate judicial involvement.

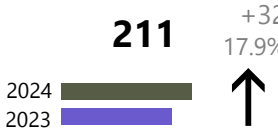
Filings by Major Case Category**

Category	Summary	Change	% Change	Absolute Change
Adult Criminal	708	▼	-5.7%	-43
Child Dependency	248	▼	-4.6%	-12
Child in Need of Services/Supervision	51	▼	+2.0%	+1
Custody and Visitation	1,082	▲	+2.2%	+23
Delinquency	233	▼	-1.3%	-3
Juvenile Miscellaneous	11	▲	-26.7%	-4
New to Workload Study	9	▲	+125.0%	+5
Other	463	▲	-50.0%	-463
Protective Orders	233	▲	-7.5%	-19
Support	522	▲	+14.2%	+65
Traffic	129	▲	+37.2%	+35
GRAND TOTAL	3,689	▼	-10.1%	-415

* Compared to same time period as previous year

** Case Type Categories are defined in the 2017 Virginia Judicial Workload Assessment

The data reported reflect the case management system. The case types reported may not necessitate judicial involvement.

2024 Overall GRAND TOTAL		Distribution of Caseload			Change*		Percentage (%) of Caseload		
211  2024 2023	+32 17.9%	Adult	118	56%	110.7% ▲	+62	Adult	31.3%	55.9%
		Juvenile	93	44%	-24.4% ▼	-30	Juvenile	68.7%	44.1%
GRAND TOTAL		211	100%	17.9% ▲	+32	GRAND TOTAL	100%	100%	

Filings by Division & Code

Division	Case Type Description	Code	Summary	Change	% Change	Absolute Change
Adult	Misdemeanor	CM	28	▲	+64.7%	+11
	Felony	CF	25	▲	+525.0%	+21
	Other	OT	20	▲	+100.0%	+10
	Civil Support	VS	16	▲	+45.5%	+5
	Show Cause	SC	13	▲	+333.3%	+10
	Family Abuse - Protective Order	FP	9	▲	+125.0%	+5
	Capias	CA	3	▲	+50.0%	+1
	Motion - Protective Order	MP	2	▲	+100.0%	+1
	Remand Support	RS	2	▼	-50.0%	-2
	Total			118	▲	110.7%
Juvenile	Custody Visitation	CV	60	▲	+15.4%	+8
	Traffic	T	18	▼	-37.9%	-11
	Abuse and Neglect	AN	7	▲	+133.3%	+4
	Civil Violation	CI	3	▲	+200.0%	+2
	Misdemeanor	DM	2	▼	-71.4%	-5
	Emergency Custody Order	EC	1	▼	-50.0%	-1
	Motion - Protective Order	MP	1	▲	-	+1
	Other	OT	1	▲	-	+1
	Child In Need of Services	CS	0	▼	-100.0%	-2
	Felony	DF	0	▼	-100.0%	-2
	Non-Family Abuse Protective Order	AP	0	▼	-100.0%	-5
	Paternity	PT	0	▼	-100.0%	-1
	Remand Custody	RC	0	▼	-100.0%	-10
	Remand Visitation	RV	0	▼	-100.0%	-4
	Status	ST	0	▼	-100.0%	-4
	Truancy	TR	0	▼	-100.0%	-1
	Total			93	▼	-24.4%
GRAND TOTAL			211	▲	17.9%	+32

Filings by Major Case Category**

Category	Summary	Change	% Change	Absolute Change
Adult Criminal	60	▲	+160.9%	+37
Child Dependency	7	▲	+133.3%	+4
Child in Need of Services/Supervision	0	▼	-100.0%	-3
Custody and Visitation	60	▼	+13.2%	+7
Delinquency	2	▼	-77.8%	-7
Juvenile Miscellaneous	0	▼	-100.0%	-4
New to Workload Study	3	▲	+200.0%	+2
Other	24	▲	-20.0%	-6
Protective Orders	12	▲	+20.0%	+2
Support	25	▲	+78.6%	+11
Traffic	18	▼	-37.9%	-11
GRAND TOTAL	211	▲	17.9%	+32

* Compared to same time period as previous year

** Case Type Categories are defined in the 2017 Virginia Judicial Workload Assessment

The data reported reflect the case management system. The case types reported may not necessitate judicial involvement.

2024 Overall GRAND TOTAL		Distribution of Caseload		Change*		Percentage (%) of Caseload			
1,127 +27 2.5% 	2024 2023	Adult	545	48%	-6.4% ▼	-37	Adult	2023	2024
		Juvenile	582	52%	12.4% ▲	+64	Juvenile	47.1%	51.6%
GRAND TOTAL		1,127	100%	2.5% ▲	+27	GRAND TOTAL	100%	100%	

Filings by Division & Code

Division	Case Type Description	Code	Summary	Change	% Change	Absolute Change	
Adult	Misdemeanor	CM	129	▼	-9.2%	-13	
	Other	OT	116	▼	+3.6%	+4	
	Civil Support	VS	103	▼	-17.6%	-22	
	Show Cause	SC	67	▼	-5.6%	-4	
	Family Abuse - Protective Order	FP	40	▲	+2.6%	+1	
	Felony	CF	29	▼	-25.6%	-10	
	Remand Support	RS	29	▲	+107.1%	+15	
	Motion - Protective Order	MP	14	▼	-17.6%	-3	
	Non-Family Abuse Protective Order	AP	11	▲	+83.3%	+5	
	Capias	CA	6	▼	-60.0%	-9	
	Protective Order	PC	1	▲	-	+1	
	Criminal Support	CS	0	▼	-100.0%	-2	
	Total			545	▼	-6.4%	-37
Juvenile	Custody Visitation	CV	246	▼	-2.8%	-7	
	Remand Custody	RC	64	▲	+178.3%	+41	
	Traffic	T	63	▼	-13.7%	-10	
	Remand Visitation	RV	57	▲	+280.0%	+42	
	Misdemeanor	DM	51	▼	-10.5%	-6	
	Abuse and Neglect	AN	21	▲	+23.5%	+4	
	Felony	DF	15	▼	-28.6%	-6	
	Child In Need of Services	CS	14	▲	+250.0%	+10	
	Permanency Planning	PH	8	▲	+100.0%	+4	
	Emergency Custody Order	EC	7	▲	+250.0%	+5	
	Civil Violation	CI	5	▼	-68.8%	-11	
	Motion - Protective Order	MP	5	▲	+150.0%	+3	
	Status	ST	5	▲	+25.0%	+1	
	Truancy	TR	4	▼	-20.0%	-1	
	Family Abuse - Protective Order	FP	3	▲	-	+3	
	Foster Care Review	FC	3	▼	-40.0%	-2	
	Initial Foster Care	IF	2	▲	-	+2	
	Mental Commitment	MC	2	↔	-	-	
	Restoration of Parental Rights	RR	2	▲	-	+2	
	Temporary Detention Order	TD	2	▲	+100.0%	+1	
	Paternity	PT	1	▼	-66.7%	-2	
	Terminate Parental Rights	TP	1	↔	-	-	
	Voluntary Continuing Services and Support Agree	VA	1	▲	-	+1	
	Non-Family Abuse Protective Order	AP	0	▼	-100.0%	-3	
	Relief of Custody	CR	0	▼	-100.0%	-1	
	Show Cause	SC	0	▼	-100.0%	-6	
	Total			582	▲	12.4%	+64
	GRAND TOTAL			1,127	▲	2.5%	+27

Filings by Major Case Category**

Category	Summary	Change	% Change	Absolute Change
Adult Criminal	191	▲	-13.2%	-29
Child Dependency	36	▲	+28.6%	+8
Child in Need of Services/Supervision	18	▲	+100.0%	+9

* Compared to same time period as previous year ** Case Type Categories are defined in the 2017 Virginia Judicial Workload Assessment

The data reported reflect the case management system. The case types reported may not necessitate judicial involvement.

CPSS - JCMS CASELOAD STATISTICS OF THE JUVENILE & DOMESTIC RELATIONS DISTRICT COURTS
 January 2024 thru October 2024 Filings (Compared to January 2023 thru October 2023)

Botetourt

District: 25 FIPS: 023

Custody and Visitation	247	▼	-3.5%	-9
Delinquency	66	▼	-21.4%	-18
Juvenile Miscellaneous	5	▲	+25.0%	+1
New to Workload Study	5	▼	-68.8%	-11
Other	279	▲	+65.1%	+110
Protective Orders	73	▲	+9.0%	+6
Support	144	▼	-17.2%	-30
Traffic	63	▼	-13.7%	-10
GRAND TOTAL	1,127	▲	2.5%	+27

* Compared to same time period as previous year

** Case Type Categories are defined in the 2017 Virginia Judicial Workload Assessment

The data reported reflect the case management system. The case types reported may not necessitate judicial involvement.

2024 Overall GRAND TOTAL		Distribution of Caseload		Change*		Percentage (%) of Caseload		
463	+87 23.1%	Adult	224 48%	16.7% ▲	+32	Adult	2023 51.1%	2024 48.4%
2024		Juvenile	239 52%	29.9% ▲	+55	Juvenile	48.9%	51.6%
2023		GRAND TOTAL	463 100%	23.1% ▲	+87	GRAND TOTAL	100%	100%

Filings by Division & Code

Division	Case Type Description	Code	Summary	Change	% Change	Absolute Change
Adult	Civil Support	VS	56	▲	+93.1%	+27
	Misdemeanor	CM	55	▲	+19.6%	+9
	Other	OT	42	▲	-16.0%	-8
	Show Cause	SC	35	▲	+150.0%	+21
	Family Abuse - Protective Order	FP	19	▲	+26.7%	+4
	Felony	CF	11	▼	-54.2%	-13
	Remand Support	RS	3	▲	+50.0%	+1
	Motion - Protective Order	MP	2	▼	-50.0%	-2
	Capias	CA	1	▼	-80.0%	-4
	Non-Family Abuse Protective Order	AP	0	▼	-100.0%	-3
	Total		224	▲	16.7%	+32
Juvenile	Custody Visitation	CV	105	▼	-0.9%	-1
	Misdemeanor	DM	27	▲	+440.0%	+22
	Truancy	TR	16	▲	+23.1%	+3
	Permanency Planning	PH	15	▲	+275.0%	+11
	Abuse and Neglect	AN	13	▼	-13.3%	-2
	Foster Care Review	FC	8	▼	-20.0%	-2
	Initial Foster Care	IF	8	▼	-20.0%	-2
	Motion - Protective Order	MP	8	▲	+300.0%	+6
	Remand Custody	RC	7	▲	+250.0%	+5
	Child In Need of Services	CS	5	▲	+400.0%	+4
	Civil Violation	CI	5	↔		-
	Felony	DF	4	▲	-	+4
	Status	ST	4	▲	+300.0%	+3
	Remand Visitation	RV	3	▲	+200.0%	+2
	Traffic	T	3	▼	-25.0%	-1
	Non-Family Abuse Protective Order	AP	2	▲	-	+2
	Child at Risk	RI	1	▲	-	+1
	Emancipation	EP	1	▲	-	+1
	Emergency Custody Order	EC	1	▲	-	+1
	Show Cause	SC	1	▲	-	+1
	Temporary Detention Order	TD	1	▲	-	+1
	Voluntary Continuing Services and Support Agreem	VA	1	▼	-50.0%	-1
Other	OT	0	▼	-100.0%	-1	
Paternity	PT	0	▼	-100.0%	-2	
	Total		239	▲	29.9%	+55
GRAND TOTAL			463	▲	23.1%	+87

Filings by Major Case Category**

Category	Summary	Change	% Change	Absolute Change
Adult Criminal	78	▲		0
Child Dependency	46	▲	+12.2%	+5
Child in Need of Services/Supervision	22	▲	+57.1%	+8
Custody and Visitation	105	▼	-2.8%	-3
Delinquency	31	▲	+520.0%	+26
Juvenile Miscellaneous	5	▲	+400.0%	+4
New to Workload Study	5	↔		0

* Compared to same time period as previous year ** Case Type Categories are defined in the 2017 Virginia Judicial Workload Assessment

The data reported reflect the case management system. The case types reported may not necessitate judicial involvement.

Other	57	▲	+1.8%	+1
Protective Orders	31	▲	+29.2%	+7
Support	80	▲	+100.0%	+40
Traffic	3	▼	-25.0%	-1
GRAND TOTAL	463	▲	23.1%	+87

* Compared to same time period as previous year

** Case Type Categories are defined in the 2017 Virginia Judicial Workload Assessment

The data reported reflect the case management system. The case types reported may not necessitate judicial involvement.

2024 Overall GRAND TOTAL		Distribution of Caseload			Change*		Percentage (%) of Caseload		
212 	+27 14.6% 	Adult	117	55%	30.0% ▲	+27	Adult	48.6%	55.2%
		Juvenile	95	45%	0.0%	0	Juvenile	51.4%	44.8%
GRAND TOTAL		212	100%	14.6% ▲	+27	GRAND TOTAL	100%	100%	

Filings by Division & Code

Division	Case Type Description	Code	Summary	Change	% Change	Absolute Change
Adult	Civil Support	VS	28	▲	+75.0%	+12
	Show Cause	SC	22	▲	+46.7%	+7
	Misdemeanor	CM	21	▼	-8.7%	-2
	Other	OT	17	▲	-19.0%	-4
	Felony	CF	14	▲	+600.0%	+12
	Family Abuse - Protective Order	FP	7	▲	+40.0%	+2
	Motion - Protective Order	MP	3	▼	-25.0%	-1
	Non-Family Abuse Protective Order	AP	2	▼	-33.3%	-1
	Capias	CA	1	▲	-	+1
	Remand Support	RS	1	↔	-	-
	Violation Family Abuse Protective Order	PS	1	▲	-	+1
Total			117	▲	30.0%	+27
Juvenile	Custody Visitation	CV	38	▼	-39.7%	-25
	Traffic	T	10	▲	+150.0%	+6
	Misdemeanor	DM	7	▲	+133.3%	+4
	Remand Custody	RC	7	▲	-	+7
	Initial Foster Care	IF	6	▲	+500.0%	+5
	Abuse and Neglect	AN	5	▲	+150.0%	+3
	Remand Visitation	RV	5	▲	-	+5
	Permanency Planning	PH	4	▲	+100.0%	+2
	Foster Care Review	FC	3	↔	-	-
	Temporary Detention Order	TD	2	▲	-	+2
	Truancy	TR	2	▼	-50.0%	-2
	Felony	DF	1	▼	-66.7%	-2
	Motion - Protective Order	MP	1	▼	-75.0%	-3
	Non-Family Abuse Protective Order	AP	1	▲	-	+1
	Show Cause	SC	1	▼	-50.0%	-1
	Terminate Parental Rights	TP	1	▲	-	+1
	Voluntary Continuing Services and Support Agreem	VA	1	↔	-	-
	Child In Need of Services	CS	0	▼	-100.0%	-1
	Entrustment	ET	0	▼	-100.0%	-1
	Qualified Residential Treatment	QR	0	▼	-100.0%	-1
Total			95		0.0%	0
GRAND TOTAL			212	▲	14.6%	+27

Filings by Major Case Category**

Category	Summary	Change	% Change	Absolute Change
Adult Criminal	46	▲	+17.9%	+7
Child Dependency	20	▲	+81.8%	+9
Child in Need of Services/Supervision	2	▼	-60.0%	-3
Custody and Visitation	38	▼	-39.7%	-25
Delinquency	9	▲	+12.5%	+1
Other	32	▲	+45.5%	+10
Protective Orders	14	▲	-12.5%	-2
Support	41	▲	+141.2%	+24
Traffic	10	▲	+150.0%	+6

* Compared to same time period as previous year ** Case Type Categories are defined in the 2017 Virginia Judicial Workload Assessment

The data reported reflect the case management system. The case types reported may not necessitate judicial involvement.

GRAND TOTAL

212

▲

14.6%

+27

* Compared to same time period as previous year

** Case Type Categories are defined in the 2017 Virginia Judicial Workload Assessment

The data reported reflect the case management system. The case types reported may not necessitate judicial involvement.

2024 Overall GRAND TOTAL		Distribution of Caseload		Change*		Percentage (%) of Caseload		
74	-25 -25.3%	Adult	34 46%	-30.6% ▼	-15	Adult	2023 49.5%	2024 45.9%
2024		Juvenile	40 54%	-20.0% ▼	-10	Juvenile	50.5%	54.1%
2023		GRAND TOTAL	74 100%	-25.3% ▼	-25	GRAND TOTAL	100%	100%

Filings by Division & Code

Division	Case Type Description	Code	Summary	Change	% Change	Absolute Change
Adult	Felony	CF	9	▲	+350.0%	+7
	Misdemeanor	CM	7	▼	-73.1%	-19
	Non-Family Abuse Protective Order	AP	5	▲	+400.0%	+4
	Other	OT	4	▲	-33.3%	-2
	Show Cause	SC	4	▲	+100.0%	+2
	Civil Support	VS	2	↔		-
	Remand Support	RS	2	▲		+2
	Capias	CA	1	▼	-80.0%	-4
	Family Abuse - Protective Order	FP	0	▼	-100.0%	-5
	Total			34	▼	-30.6%
Juvenile	Traffic	T	13	▲	+116.7%	+7
	Custody Visitation	CV	11	▼	-57.7%	-15
	Remand Custody	RC	4	▲		+4
	Remand Visitation	RV	4	▲		+4
	Misdemeanor	DM	3	▼	-72.7%	-8
	Paternity	PT	3	▲		+3
	Abuse and Neglect	AN	1	▼	-80.0%	-4
	Felony	DF	1	▲		+1
	Foster Care Review	FC	0	▼	-100.0%	-1
	Initial Foster Care	IF	0	▼	-100.0%	-1
Total			40	▼	-20.0%	-10
GRAND TOTAL			74	▼	-25.3%	-25

Filings by Major Case Category**

Category	Summary	Change	% Change	Absolute Change
Adult Criminal	18	▲	-41.9%	-13
Child Dependency	1	▼	-85.7%	-6
Custody and Visitation	14	▲	-46.2%	-12
Delinquency	4	▲	-63.6%	-7
Other	14	▲	+133.3%	+8
Protective Orders	5	▲	-16.7%	-1
Support	5	▼	-16.7%	-1
Traffic	13	▲	+116.7%	+7
GRAND TOTAL	74	▼	-25.3%	-25

* Compared to same time period as previous year

** Case Type Categories are defined in the 2017 Virginia Judicial Workload Assessment

The data reported reflect the case management system. The case types reported may not necessitate judicial involvement.

2024 Overall GRAND TOTAL		Distribution of Caseload		Change*		Percentage (%) of Caseload			
1,267 +204 19.2% 		Adult	720	57%	37.7% ▲	+197	Adult	49.2%	56.8%
		Juvenile	547	43%	1.3% ▲	+7	Juvenile	50.8%	43.2%
GRAND TOTAL		1,267	100%	19.2% ▲	+204	GRAND TOTAL	100%	100%	

Filings by Division & Code

Division	Case Type Description	Code	Summary	Change	% Change	Absolute Change
Adult	Misdemeanor	CM	152	▲	+22.6%	+28
	Civil Support	VS	133	▲	+46.2%	+42
	Felony	CF	124	▲	+121.4%	+68
	Show Cause	SC	110	▲	+93.0%	+53
	Other	OT	106	▼	-2.8%	-3
	Family Abuse - Protective Order	FP	47	▼	-2.1%	-1
	Capias	CA	18	▲	+5.9%	+1
	Motion - Protective Order	MP	12	▲	+20.0%	+2
	Non-Family Abuse Protective Order	AP	10	▲	+233.3%	+7
	Violation of Protective Order	PV	4	▲	-	+4
	Remand Support	RS	2	▼	-71.4%	-5
	Violation Family Abuse Protective Order	PS	2	▲	+100.0%	+1
	Total			720	▲	37.7%
Juvenile	Custody Visitation	CV	320	▲	+12.7%	+36
	Misdemeanor	DM	64	▲	+8.5%	+5
	Traffic	T	29	↔	-	-
	Felony	DF	21	▲	+90.9%	+10
	Abuse and Neglect	AN	18	▼	-33.3%	-9
	Truancy	TR	18	▼	-40.0%	-12
	Motion - Protective Order	MP	12	▲	+33.3%	+3
	Permanency Planning	PH	11	▲	+37.5%	+3
	Status	ST	9	▲	+80.0%	+4
	Show Cause	SC	8	▼	-	-
	Paternity	PT	7	▼	-22.2%	-2
	Foster Care Review	FC	6	▲	+20.0%	+1
	Initial Foster Care	IF	6	▼	-25.0%	-2
	Child In Need of Services	CS	3	▼	-50.0%	-3
	Non-Family Abuse Protective Order	AP	3	▼	-50.0%	-3
	Relief of Custody	CR	3	▼	-62.5%	-5
	Temporary Detention Order	TD	3	▼	-25.0%	-1
	Civil Violation	CI	2	▼	-60.0%	-3
	Emergency Custody Order	EC	2	▲	-	+2
	Family Abuse - Protective Order	FP	1	▲	-	+1
	Other	OT	1	▲	-	+1
	Child at Risk	RI	0	▼	-100.0%	-1
	Emancipation	EP	0	▼	-100.0%	-1
	Qualified Residential Treatment	QR	0	▼	-100.0%	-2
	Remand Custody	RC	0	▼	-100.0%	-7
	Remand Visitation	RV	0	▼	-100.0%	-7
	Special Immigrant Juvenile Status	SI	0	▼	-100.0%	-1
	Total			547	▲	1.3%
GRAND TOTAL			1,267	▲	19.2%	+204

Filings by Major Case Category**

Category	Summary	Change	% Change	Absolute Change
Adult Criminal	357	▲	+54.5%	+126
Child Dependency	44	▼	-25.4%	-15

* Compared to same time period as previous year

** Case Type Categories are defined in the 2017 Virginia Judicial Workload Assessment


The data reported reflect the case management system. The case types reported may not necessitate judicial involvement.

Child in Need of Services/Supervision	21	▼	-43.2%	-16
Custody and Visitation	327	▼	+11.6%	+34
Delinquency	93	▲	+20.8%	+16
Juvenile Miscellaneous	9	↔	+50.0%	+3
New to Workload Study	2	▼	-66.7%	-4
Other	114	▲	-14.9%	-20
Protective Orders	85	▲	+11.8%	+9
Support	186	▲	+61.7%	+71
Traffic	29	↔		0
GRAND TOTAL	1,267	▲	19.2%	+204

* Compared to same time period as previous year

** Case Type Categories are defined in the 2017 Virginia Judicial Workload Assessment

The data reported reflect the case management system. The case types reported may not necessitate judicial involvement.

2024 Overall GRAND TOTAL		Distribution of Caseload			Change*		Percentage (%) of Caseload		
1,773	-15 -0.8%	Adult	970	55%	0.9% ▲	+9	Adult	53.7%	54.7%
2024 		Juvenile	803	45%	-2.9% ▼	-24	Juvenile	46.3%	45.3%
2023		GRAND TOTAL	1,773	100%	-0.8% ▼	-15	GRAND TOTAL	100%	100%

Filings by Division & Code

Division	Case Type Description	Code	Summary	Change	% Change	Absolute Change	
Adult	Show Cause	SC	227	▲	+114.2%	+121	
	Misdemeanor	CM	170	▼	-23.4%	-52	
	Felony	CF	162	▼	-11.0%	-20	
	Civil Support	VS	133	▼	-2.2%	-3	
	Other	OT	98	▼	-23.4%	-30	
	Family Abuse - Protective Order	FP	74	▼	-5.1%	-4	
	Capias	CA	70	↔		-	
	Remand Support	RS	13	▼	-13.3%	-2	
	Motion - Protective Order	MP	9	▼	-47.1%	-8	
	Violation of Protective Order	PV	6	▲	+100.0%	+3	
	Non-Family Abuse Protective Order	AP	4	▲	+100.0%	+2	
	Restricted License for Non-Support	SL	4	▲	+300.0%	+3	
	Criminal Support	CS	0	▼	-100.0%	-1	
	Total		970	▲	0.9%	+9	
Juvenile	Custody Visitation	CV	375	▼	-15.7%	-70	
	Misdemeanor	DM	72	▲	+16.1%	+10	
	Abuse and Neglect	AN	57	▲	+128.0%	+32	
	Mental Commitment	MC	42	▼	-27.6%	-16	
	Foster Care Review	FC	41	▲	+10.8%	+4	
	Traffic	T	41	▲	+17.1%	+6	
	Initial Foster Care	IF	23	▲	+109.1%	+12	
	Felony	DF	19	▼	-9.5%	-2	
	Remand Custody	RC	16	▼	-20.0%	-4	
	Remand Visitation	RV	16	▼	-20.0%	-4	
	Permanency Planning	PH	13	▼	-7.1%	-1	
	Child In Need of Services	CS	12	▲	+71.4%	+5	
	Paternity	PT	12	▲	+71.4%	+5	
	Temporary Detention Order	TD	12	▼	-7.7%	-1	
	Terminate Parental Rights	TP	12	▲	+20.0%	+2	
	Motion - Protective Order	MP	11	↔		-	
	Emergency Custody Order	EC	6	▲	+20.0%	+1	
	Non-Family Abuse Protective Order	AP	6	↔		-	
	Truancy	TR	6	▼	-53.8%	-7	
	Special Immigrant Juvenile Status	SI	4	▲	+33.3%	+1	
	Status	ST	3	▲	+50.0%	+1	
	Show Cause	SC	2	▲	-	+2	
	Civil Violation	CI	1	▲	-	+1	
	Voluntary Continuing Services and Support Agreem	VA	1	▼	-50.0%	-1	
		Total		803	▼	-2.9%	-24
		GRAND TOTAL		1,773	▼	-0.8%	-15

Filings by Major Case Category**

Category	Summary	Change	% Change	Absolute Change
Adult Criminal	505	▲	-7.5%	-41
Child Dependency	147	▲	+48.5%	+48
Child in Need of Services/Supervision	18	▲	-10.0%	-2
Custody and Visitation	387	▲	-14.4%	-65

* Compared to same time period as previous year ** Case Type Categories are defined in the 2017 Virginia Judicial Workload Assessment

The data reported reflect the case management system. The case types reported may not necessitate judicial involvement.

CPSS - JCMS CASELOAD STATISTICS OF THE JUVENILE & DOMESTIC RELATIONS DISTRICT COURTS
 January 2024 thru October 2024 Filings (Compared to January 2023 thru October 2023)

Staunton

District: 25 FIPS: 790

Delinquency	93	▲	+12.0%	+10
Juvenile Miscellaneous	3	▲	+50.0%	+1
New to Workload Study	5	▲	+66.7%	+2
Other	203	▼	-21.6%	-56
Protective Orders	104	▲	-8.8%	-10
Support	267	▲	+52.6%	+92
Traffic	41	▲	+17.1%	+6
GRAND TOTAL	1,773	▼	-0.8%	-15

* Compared to same time period as previous year

** Case Type Categories are defined in the 2017 Virginia Judicial Workload Assessment

The data reported reflect the case management system. The case types reported may not necessitate judicial involvement.

2024 Overall GRAND TOTAL		Distribution of Caseload			Change*		Percentage (%) of Caseload		
1,725	-11 -0.6%	Adult	976	57%	14.4% ▲	+123	Adult	49.1%	56.6%
2024		Juvenile	749	43%	-15.2% ▼	-134	Juvenile	50.9%	43.4%
2023		GRAND TOTAL	1,725	100%	-0.6% ▼	-11	GRAND TOTAL	100%	100%

Filings by Division & Code

Division	Case Type Description	Code	Summary	Change	% Change	Absolute Change
Adult	Show Cause	SC	251	▲	+60.9%	+95
	Civil Support	VS	200	▲	+4.7%	+9
	Misdemeanor	CM	137	▼	-10.5%	-16
	Other	OT	118	▼	-9.2%	-12
	Capias	CA	106	▲	+27.7%	+23
	Family Abuse - Protective Order	FP	68	▲	+33.3%	+17
	Felony	CF	57	▲	+14.0%	+7
	Remand Support	RS	14	▲	+40.0%	+4
	Motion - Protective Order	MP	11	▼	-52.2%	-12
	Non-Family Abuse Protective Order	AP	8	▲	+166.7%	+5
	Restricted License for Non-Support	SL	5	▲	+66.7%	+2
	Violation of Protective Order	PV	1	▲	-	+1
		Total		976	▲	14.4%
Juvenile	Custody Visitation	CV	413	▼	-15.5%	-76
	Misdemeanor	DM	54	▼	-25.0%	-18
	Foster Care Review	FC	53	▲	+6.0%	+3
	Permanency Planning	PH	28	▼	-12.5%	-4
	Traffic	T	23	▲	+64.3%	+9
	Remand Custody	RC	21	▲	+10.5%	+2
	Remand Visitation	RV	21	▲	+10.5%	+2
	Temporary Detention Order	TD	20	▲	+53.8%	+7
	Abuse and Neglect	AN	19	▼	-20.8%	-5
	Truancy	TR	15	▼	-6.3%	-1
	Felony	DF	14	▼	-53.3%	-16
	Terminate Parental Rights	TP	14	▼	-26.3%	-5
	Initial Foster Care	IF	13	▲	+8.3%	+1
	Paternity	PT	9	▼	-10.0%	-1
	Show Cause	SC	7	▼	+40.0%	+2
	Child In Need of Services	CS	6	▼	-40.0%	-4
	Motion - Protective Order	MP	5	▼	-75.0%	-15
	Voluntary Continuing Services and Support Agree	VA	5	▲	+25.0%	+1
	Non-Family Abuse Protective Order	AP	4	▼	-42.9%	-3
	Emergency Custody Order	EC	3	▼	-25.0%	-1
	Status	ST	2	▲	+100.0%	+1
	Child at Risk	RI	0	▼	-100.0%	-11
	Other	OT	0	▼	-100.0%	-2
	Total		749	▼	-15.2%	-134
	GRAND TOTAL		1,725	▼	-0.6%	-11

Filings by Major Case Category**

Category	Summary	Change	% Change	Absolute Change
Adult Criminal	393	▲	+4.2%	+16
Child Dependency	132	▼	-13.2%	-20
Child in Need of Services/Supervision	21	▼	-22.2%	-6
Custody and Visitation	422	▼	-15.4%	-77
Delinquency	75	▼	-29.2%	-31
Juvenile Miscellaneous	2	▲	+100.0%	+1

* Compared to same time period as previous year ** Case Type Categories are defined in the 2017 Virginia Judicial Workload Assessment

The data reported reflect the case management system. The case types reported may not necessitate judicial involvement.

Other	197	▼		0
Protective Orders	96	▲	-7.7%	-8
Support	364	▲	+40.5%	+105
Traffic	23	▲	+64.3%	+9
GRAND TOTAL	1,725	▼	-0.6%	-11

* Compared to same time period as previous year

** Case Type Categories are defined in the 2017 Virginia Judicial Workload Assessment

The data reported reflect the case management system. The case types reported may not necessitate judicial involvement.

2024 Overall GRAND TOTAL		Distribution of Caseload		Change*		Percentage (%) of Caseload			
431 	+3	Adult	180	42%	-8.6% ▼	-17	Adult	46.0%	41.8%
	0.7%	Juvenile	251	58%	8.7% ▲	+20	Juvenile	54.0%	58.2%
GRAND TOTAL		431	100%	0.7% ▲	+3	GRAND TOTAL	100%	100%	

Filings by Division & Code

Division	Case Type Description	Code	Summary	Change	% Change	Absolute Change	
Adult	Show Cause	SC	42	▼	-2.3%	-1	
	Civil Support	VS	37	▼	-22.9%	-11	
	Misdemeanor	CM	34	▼	-5.6%	-2	
	Other	OT	27	▼	-28.9%	-11	
	Capias	CA	9	▲	+50.0%	+3	
	Felony	CF	8	▲	+33.3%	+2	
	Remand Support	RS	8	▲	+100.0%	+4	
	Family Abuse - Protective Order	FP	7	▼	-53.3%	-8	
	Motion - Protective Order	MP	5	▲	+400.0%	+4	
	Violation of Protective Order	PV	2	▲	-	+2	
	Non-Family Abuse Protective Order	AP	1	▲	-	+1	
Total			180	▼	-8.6%	-17	
Juvenile	Custody Visitation	CV	120	▼	-8.4%	-11	
	Misdemeanor	DM	20	▲	+11.1%	+2	
	Traffic	T	16	▲	+77.8%	+7	
	Remand Custody	RC	13	▲	+85.7%	+6	
	Remand Visitation	RV	13	▲	+85.7%	+6	
	Abuse and Neglect	AN	10	▲	+11.1%	+1	
	Civil Violation	CI	10	↔	-	-	
	Paternity	PT	8	↔	-	-	
	Permanency Planning	PH	7	▲	+250.0%	+5	
	Status	ST	7	▲	+75.0%	+3	
	Foster Care Review	FC	5	▲	+25.0%	+1	
	Emergency Custody Order	EC	4	▼	-20.0%	-1	
	Motion - Protective Order	MP	4	▲	-	+4	
	Temporary Detention Order	TD	3	▼	-25.0%	-1	
	Initial Foster Care	IF	2	▲	+100.0%	+1	
	Special Immigrant Juvenile Status	SI	2	↔	-	-	
	Capias	CA	1	↔	-	-	
	Entrustment	ET	1	▲	-	+1	
	Felony	DF	1	↔	-	-	
	Non-Family Abuse Protective Order	AP	1	▲	-	+1	
	Other	OT	1	▲	-	+1	
	Show Cause	SC	1	▼	-66.7%	-2	
	Truancy	TR	1	↔	-	-	
	Terminate Parental Rights	TP	0	▼	-100.0%	-4	
	Total			251	▲	8.7%	+20
	GRAND TOTAL			431	▲	0.7%	+3

Filings by Major Case Category**

Category	Summary	Change	% Change	Absolute Change
Adult Criminal	79	▲	+2.6%	+2
Child Dependency	25	▲	+25.0%	+5
Child in Need of Services/Supervision	1	↔	-	0
Custody and Visitation	128	▼	-7.9%	-11
Delinquency	23	▼	-	0
Juvenile Miscellaneous	7	▲	+75.0%	+3

* Compared to same time period as previous year ** Case Type Categories are defined in the 2017 Virginia Judicial Workload Assessment

The data reported reflect the case management system. The case types reported may not necessitate judicial involvement.


CPSS - JCMS CASELOAD STATISTICS OF THE JUVENILE & DOMESTIC RELATIONS DISTRICT COURTS
 January 2024 thru October 2024 Filings (Compared to January 2023 thru October 2023)

New to Workload Study	12	↔		0
Other	69	▲	+6.2%	+4
Protective Orders	18	▲	+12.5%	+2
Support	53	▲	-14.5%	-9
Traffic	16	▲	+77.8%	+7
GRAND TOTAL	431	▲	0.7%	+3

* Compared to same time period as previous year

** Case Type Categories are defined in the 2017 Virginia Judicial Workload Assessment

The data reported reflect the case management system. The case types reported may not necessitate judicial involvement.

2024 Overall GRAND TOTAL		Distribution of Caseload			Change*		Percentage (%) of Caseload		
3,255 -5 -0.2% 		Adult	1,470	45%	3.2% ▲	+45	Adult	43.7%	45.2%
		Juvenile	1,785	55%	-2.7% ▼	-50	Juvenile	56.3%	54.8%
		GRAND TOTAL	3,255	100%	-0.2% ▼	-5	GRAND TOTAL	100%	100%

Filings by Division & Code

Division	Case Type Description	Code	Summary	Change	% Change	Absolute Change	
Adult	Misdemeanor	CM	353	▲	+36.8%	+95	
	Civil Support	VS	305	▼	-10.8%	-37	
	Show Cause	SC	304	▼	-1.0%	-3	
	Other	OT	208	▲	+8.9%	+17	
	Family Abuse - Protective Order	FP	120	▲	+5.3%	+6	
	Capias	CA	54	▼	-28.9%	-22	
	Felony	CF	49	▼	-7.5%	-4	
	Remand Support	RS	40	▼	-9.1%	-4	
	Violation of Protective Order	PV	14	▼	-6.7%	-1	
	Motion - Protective Order	MP	12	▲	+20.0%	+2	
	Non-Family Abuse Protective Order	AP	6	▼	-14.3%	-1	
	Protective Order	PC	4	▼	-42.9%	-3	
	Violation Family Abuse Protective Order	PS	1	↔	-	-	
	Total		1,470	▲	3.2%	+45	
Juvenile	Custody Visitation	CV	1,072	▼	-4.5%	-51	
	Misdemeanor	DM	180	▲	+22.4%	+33	
	Traffic	T	107	▲	+32.1%	+26	
	Remand Visitation	RV	73	▼	-2.7%	-2	
	Remand Custody	RC	71	▲	+2.9%	+2	
	Paternity	PT	37	▲	+23.3%	+7	
	Felony	DF	30	▲	+20.0%	+5	
	Foster Care Review	FC	26	▼	-21.2%	-7	
	Abuse and Neglect	AN	24	▼	-46.7%	-21	
	Status	ST	23	▼	-25.8%	-8	
	Special Immigrant Juvenile Status	SI	20	▼	-4.8%	-1	
	Truancy	TR	20	▼	-37.5%	-12	
	Permanency Planning	PH	17	▼	-41.4%	-12	
	Motion - Protective Order	MP	16	▲	+128.6%	+9	
	Civil Violation	CI	13	▲	+85.7%	+6	
	Initial Foster Care	IF	12	↔	-	-	
	Terminate Parental Rights	TP	12	▲	+9.1%	+1	
	Emergency Custody Order	EC	7	▼	-12.5%	-1	
	Non-Family Abuse Protective Order	AP	7	▼	-46.2%	-6	
	Temporary Detention Order	TD	6	▼	-62.5%	-10	
	Family Abuse - Protective Order	FP	4	▲	+100.0%	+2	
	Other	OT	4	▼	-42.9%	-3	
	Show Cause	SC	2	▲	-	+2	
	Child In Need of Services	CS	1	▼	-66.7%	-2	
	Voluntary Continuing Services and Support Agreem	VA	1	▼	-66.7%	-2	
	Child at Risk	RI	0	▼	-100.0%	-1	
	Emancipation	EP	0	▼	-100.0%	-1	
	Qualified Residential Treatment	QR	0	▼	-100.0%	-3	
		Total		1,785	▼	-2.7%	-50
	GRAND TOTAL			3,255	▼	-0.2%	-5

* Compared to same time period as previous year

** Case Type Categories are defined in the 2017 Virginia Judicial Workload Assessment

The data reported reflect the case management system. The case types reported may not necessitate judicial involvement.

Filings by Major Case Category**

Category	Summary	Change	% Change	Absolute Change
Adult Criminal	705	▼	+12.1%	+76
Child Dependency	92	▼	-32.8%	-45
Child in Need of Services/Supervision	22	▲	-37.1%	-13
Custody and Visitation	1,109	▲	-3.8%	-44
Delinquency	211	▲	+22.7%	+39
Juvenile Miscellaneous	23	▼	-28.1%	-9
New to Workload Study	33	▲	+17.9%	+5
Other	409	▲	-0.2%	-1
Protective Orders	165	▲	+7.8%	+12
Support	379	▼	-11.9%	-51
Traffic	107	▲	+32.1%	+26
GRAND TOTAL	3,255	▼	-0.2%	-5

* Compared to same time period as previous year

** Case Type Categories are defined in the 2017 Virginia Judicial Workload Assessment

The data reported reflect the case management system. The case types reported may not necessitate judicial involvement.

2024 Overall GRAND TOTAL		Distribution of Caseload		Change*		Percentage (%) of Caseload			
1,353	-163 -10.8%	Adult	603	45%	-8.9%	-59	Adult	43.7%	44.6%
2024		Juvenile	750	55%	-12.2%	-104	Juvenile	56.3%	55.4%
2023		GRAND TOTAL	1,353	100%	-10.8%	-163	GRAND TOTAL	100%	100%

Filings by Division & Code

Division	Case Type Description	Code	Summary	Change	% Change	Absolute Change	
Adult	Misdemeanor	CM	133	▲	+3.9%	+5	
	Civil Support	VS	106	▲	+1.9%	+2	
	Other	OT	102	▲	+6.3%	+6	
	Show Cause	SC	99	▼	-24.4%	-32	
	Family Abuse - Protective Order	FP	58	▼	-15.9%	-11	
	Felony	CF	53	▼	-5.4%	-3	
	Capias	CA	35	▼	-31.4%	-16	
	Motion - Protective Order	MP	10	▼	-50.0%	-10	
	Remand Support	RS	3	▲	+50.0%	+1	
	Non-Family Abuse Protective Order	AP	2	▼	-60.0%	-3	
	Restricted License for Non-Support	SL	1	▲	-	+1	
	Violation of Protective Order	PV	1	▲	-	+1	
		Total		603	▼	-8.9%	-59
Juvenile	Custody Visitation	CV	466	▼	-10.2%	-53	
	Misdemeanor	DM	51	▼	-25.0%	-17	
	Traffic	T	47	▼	-42.0%	-34	
	Status	ST	31	▲	+6.9%	+2	
	Permanency Planning	PH	28	↔	-	-	
	Foster Care Review	FC	18	▼	-10.0%	-2	
	Initial Foster Care	IF	13	▲	+8.3%	+1	
	Abuse and Neglect	AN	11	▼	-31.3%	-5	
	Show Cause	SC	11	▼	-21.4%	-3	
	Truancy	TR	10	▲	+150.0%	+6	
	Terminate Parental Rights	TP	8	▼	-50.0%	-8	
	Felony	DF	7	▲	+40.0%	+2	
	Paternity	PT	7	▼	-46.2%	-6	
	Motion - Protective Order	MP	6	▲	+50.0%	+2	
	Capias	CA	5	▲	-	+5	
	Non-Family Abuse Protective Order	AP	5	▼	-28.6%	-2	
	Remand Custody	RC	5	▲	-	+5	
	Remand Visitation	RV	5	▲	-	+5	
	Child In Need of Services	CS	4	▼	-20.0%	-1	
	Voluntary Continuing Services and Support Agreem	VA	4	↔	-	-	
	Other	OT	3	↔	-	-	
	Emergency Custody Order	EC	2	↔	-	-	
	Family Abuse - Protective Order	FP	1	▲	-	+1	
	Special Immigrant Juvenile Status	SI	1	▲	-	+1	
	Temporary Detention Order	TD	1	▲	-	+1	
	Emancipation	EP	0	▼	-100.0%	-1	
	Qualified Residential Treatment	QR	0	▼	-100.0%	-2	
	Relief of Custody	CR	0	▼	-100.0%	-1	
		Total		750	▼	-12.2%	-104
	GRAND TOTAL			1,353	▼	-10.8%	-163

* Compared to same time period as previous year ** Case Type Categories are defined in the 2017 Virginia Judicial Workload Assessment

The data reported reflect the case management system. The case types reported may not necessitate judicial involvement.

Filings by Major Case Category**

Category	Summary	Change	% Change	Absolute Change
Adult Criminal	283	▲	-11.3%	-36
Child Dependency	82	▼	-17.2%	-17
Child in Need of Services/Supervision	14	▲	+55.6%	+5
Custody and Visitation	473	▼	-11.1%	-59
Delinquency	74	▲	-14.9%	-13
Juvenile Miscellaneous	31	▲	+3.3%	+1
New to Workload Study	1	▲	-	+1
Other	121	▲	+17.5%	+18
Protective Orders	82	▲	-21.9%	-23
Support	145	▲	-4.0%	-6
Traffic	47	▼	-42.0%	-34
GRAND TOTAL	1,353	▼	-10.8%	-163

* Compared to same time period as previous year

** Case Type Categories are defined in the 2017 Virginia Judicial Workload Assessment

The data reported reflect the case management system. The case types reported may not necessitate judicial involvement.

2024 Overall GRAND TOTAL		Distribution of Caseload			Change*		Percentage (%) of Caseload		
5,525	+141 2.6%	Adult	2,489	45%	3.1% ▲	+76	Adult	44.8%	45.0%
2024		Juvenile	3,036	55%	2.2% ▲	+65	Juvenile	55.2%	55.0%
2023		GRAND TOTAL	5,525	100%	2.6% ▲	+141	GRAND TOTAL	100%	100%

Filings by Division & Code

Division	Case Type Description	Code	Summary	Change	% Change	Absolute Change	
Adult	Misdemeanor	CM	523	▼	-5.3%	-29	
	Civil Support	VS	473	▲	+9.0%	+39	
	Show Cause	SC	465	▲	+36.0%	+123	
	Other	OT	356	▲	-3.5%	-13	
	Felony	CF	237	▲	+0.9%	+2	
	Family Abuse - Protective Order	FP	235	▲	+5.4%	+12	
	Capias	CA	123	▼	-15.2%	-22	
	Remand Support	RS	24	▼	-22.6%	-7	
	Motion - Protective Order	MP	22	▼	-38.9%	-14	
	Non-Family Abuse Protective Order	AP	13	▲	+18.2%	+2	
	Violation of Protective Order	PV	9	▼	-65.4%	-17	
	Violation Family Abuse Protective Order	PS	7	▲	+250.0%	+5	
	Bond Forfeiture	BF	1	↔	-	-	
	Return of Desposit (Bondsman)	RD	1	▲	-	+1	
Restricted License for Non-Support	SL	0	▼	-100.0%	-6		
	Total		2,489	▲	3.1%	+76	
Juvenile	Custody Visitation	CV	1,301	▲	+1.0%	+13	
	Misdemeanor	DM	367	▲	+3.1%	+11	
	Traffic	T	250	▼	-8.8%	-24	
	Abuse and Neglect	AN	188	▼	-13.4%	-29	
	Motion - Protective Order	MP	122	▲	+62.7%	+47	
	Permanency Planning	PH	104	▼	-11.9%	-14	
	Felony	DF	94	▲	+64.9%	+37	
	Foster Care Review	FC	73	↔	-	-	
	Initial Foster Care	IF	61	▲	+90.6%	+29	
	Special Immigrant Juvenile Status	SI	55	↔	-	-	
	Paternity	PT	53	▲	+17.8%	+8	
	Remand Custody	RC	53	▼	-13.1%	-8	
	Remand Visitation	RV	49	▼	-16.9%	-10	
	Terminate Parental Rights	TP	41	▲	+2.5%	+1	
	Truancy	TR	39	▼	-4.9%	-2	
	Entrustment	ET	38	▲	+90.0%	+18	
	Show Cause	SC	32	▼	-13.5%	-5	
	Status	ST	25	▼	-7.4%	-2	
	Non-Family Abuse Protective Order	AP	22	▲	+100.0%	+11	
	Voluntary Continuing Services and Support Agree	VA	17	▲	+30.8%	+4	
	Child In Need of Services	CS	16	▲	+14.3%	+2	
	Civil Violation	CI	8	▼	-60.0%	-12	
	Temporary Detention Order	TD	7	▲	+40.0%	+2	
	Capias	CA	5	▲	+400.0%	+4	
	Other	OT	5	▲	-	+5	
	Relief of Custody	CR	5	▼	-64.3%	-9	
	Emergency Custody Order	EC	4	↔	-	-	
	Family Abuse - Protective Order	FP	1	▲	-	+1	
	Mental Commitment	MC	1	↔	-	-	
	Juvenile Support	JS	0	▼	-100.0%	-1	
	Qualified Residential Treatment	QR	0	▼	-100.0%	-11	
	Restoration of Parental Rights	RR	0	▼	-100.0%	-1	
		Total		3,036	▲	2.2%	+65
	GRAND TOTAL			5,525	▲	2.6%	+141

* Compared to same time period as previous year ** Case Type Categories are defined in the 2017 Virginia Judicial Workload Assessment

The data reported reflect the case management system. The case types reported may not necessitate judicial involvement.

Filings by Major Case Category**

Category	Summary	Change	% Change	Absolute Change
Adult Criminal	1,099	▲	-3.3%	-38
Child Dependency	527	▲	-2.0%	-11
Child in Need of Services/Supervision	60	▼	-7.7%	-5
Custody and Visitation	1,354	▲	+1.6%	+21
Delinquency	493	▲	+11.8%	+52
Juvenile Miscellaneous	25	▼	-7.4%	-2
New to Workload Study	63	▼	-16.0%	-12
Other	500	▲	-5.8%	-31
Protective Orders	415	▲	+16.6%	+59
Support	739	▼	+21.7%	+132
Traffic	250	▼	-8.8%	-24
GRAND TOTAL	5,525	▲	2.6%	+141

* Compared to same time period as previous year

** Case Type Categories are defined in the 2017 Virginia Judicial Workload Assessment

The data reported reflect the case management system. The case types reported may not necessitate judicial involvement.

2024 Overall GRAND TOTAL		Distribution of Caseload			Change*		Percentage (%) of Caseload		
2,330	-189 -7.5%	Adult	1,052	45%	-6.2% ▼	-70	Adult	44.5%	45.2%
2024		Juvenile	1,278	55%	-8.5% ▼	-119	Juvenile	55.5%	54.8%
2023		GRAND TOTAL	2,330	100%	-7.5% ▼	-189	GRAND TOTAL	100%	100%

Filings by Division & Code

Division	Case Type Description	Code	Summary	Change	% Change	Absolute Change
Adult	Civil Support	VS	203	▲	+12.8%	+23
	Show Cause	SC	200	▼	-23.4%	-61
	Misdemeanor	CM	192	▼	-15.4%	-35
	Other	OT	148	▲	-9.8%	-16
	Felony	CF	123	▲	+30.9%	+29
	Family Abuse - Protective Order	FP	73	▼	-5.2%	-4
	Capias	CA	63	▲	-12.5%	-9
	Motion - Protective Order	MP	19	▲	+11.8%	+2
	Remand Support	RS	12	↔		-
	Non-Family Abuse Protective Order	AP	9	▼	-10.0%	-1
	Violation of Protective Order	PV	5	▲	+25.0%	+1
	Emergency Custody Order	EC	3	▲	-	+3
	Restricted License for Non-Support	SL	2	▼	-50.0%	-2
	Total		1,052	▼	-6.2%	-70
Juvenile	Custody Visitation	CV	759	▼	-9.6%	-81
	Misdemeanor	DM	114	▼	-16.8%	-23
	Traffic	T	41	▼	-18.0%	-9
	Show Cause	SC	38	▲	-11.6%	-5
	Remand Custody	RC	33	▲	+10.0%	+3
	Remand Visitation	RV	33	▲	+10.0%	+3
	Status	ST	32	▲	-28.9%	-13
	Child In Need of Services	CS	30	▼	-6.3%	-2
	Felony	DF	30	▲	+50.0%	+10
	Truancy	TR	30	▼	-6.3%	-2
	Permanency Planning	PH	27	▲	+92.9%	+13
	Abuse and Neglect	AN	22	▼	-12.0%	-3
	Paternity	PT	15	▼	-25.0%	-5
	Motion - Protective Order	MP	14	▲	+180.0%	+9
	Non-Family Abuse Protective Order	AP	11	▲	+450.0%	+9
	Foster Care Review	FC	9	▼	-43.8%	-7
	Initial Foster Care	IF	7	↔		-
	Special Immigrant Juvenile Status	SI	6	▲	+50.0%	+2
	Terminate Parental Rights	TP	6	▲	+500.0%	+5
	Other	OT	4	▲	-	+4
	Relief of Custody	CR	4	▲	+33.3%	+1
	Civil Violation	CI	3	▼	-82.4%	-14
	Emergency Custody Order	EC	2	↔		-
	Entrustment	ET	2	▼	-66.7%	-4
	Voluntary Continuing Services and Support Agreem	VA	2	↔		-
	Capias	CA	1	▲	-	+1
	Child at Risk	RI	1	▲	-	+1
	Emancipation	EP	1	▲	-	+1
	Temporary Detention Order	TD	1	▼	-90.0%	-9
	Juvenile Support	JS	0	▼	-100.0%	-1
	Qualified Residential Treatment	QR	0	▼	-100.0%	-2
	Restoration of Parental Rights	RR	0	▼	-100.0%	-1
		Total		1,278	▼	-8.5%
	GRAND TOTAL		2,330	▼	-7.5%	-189

* Compared to same time period as previous year

** Case Type Categories are defined in the 2017 Virginia Judicial Workload Assessment

The data reported reflect the case management system. The case types reported may not necessitate judicial involvement.

Filings by Major Case Category**

Category	Summary	Change	% Change	Absolute Change
Adult Criminal	517	▼	-14.8%	-90
Child Dependency	80	▲	+5.3%	+4
Child in Need of Services/Supervision	73	▲	+7.4%	+5
Custody and Visitation	774	▼	-10.0%	-86
Delinquency	170	▲	-13.3%	-26
Juvenile Miscellaneous	33	▲	-26.7%	-12
New to Workload Study	9	▼	-57.1%	-12
Other	236	▲	-5.2%	-13
Protective Orders	126	▲	+13.5%	+15
Support	271	▼	+14.8%	+35
Traffic	41	▼	-18.0%	-9
GRAND TOTAL	2,330	▼	-7.5%	-189

* Compared to same time period as previous year

** Case Type Categories are defined in the 2017 Virginia Judicial Workload Assessment

The data reported reflect the case management system. The case types reported may not necessitate judicial involvement.

2024 Overall GRAND TOTAL		Distribution of Caseload		Change*		Percentage (%) of Caseload		
2,377 +123 5.5% 	Adult	1,054	44%	12.2% ▲	+115	Adult	2023	2024
	Juvenile	1,323	56%	0.6% ▲	+8	Juvenile	41.7%	44.3%
GRAND TOTAL		2,377	100%	5.5% ▲	+123	GRAND TOTAL	100%	100%

Filings by Division & Code

Division	Case Type Description	Code	Summary	Change	% Change	Absolute Change	
Adult	Civil Support	VS	194	▲	+7.8%	+14	
	Misdemeanor	CM	186	▲	+24.8%	+37	
	Show Cause	SC	181	▲	+2.8%	+5	
	Felony	CF	154	▲	+33.9%	+39	
	Other	OT	146	▲	+8.1%	+11	
	Family Abuse - Protective Order	FP	80	▲	+5.3%	+4	
	Capias	CA	59	▲	+3.5%	+2	
	Motion - Protective Order	MP	18	▲	+5.9%	+1	
	Remand Support	RS	15	▼	-37.5%	-9	
	Violation of Protective Order	PV	13	▲	+116.7%	+7	
	Non-Family Abuse Protective Order	AP	5	▲	+66.7%	+2	
	Restricted License for Non-Support	SL	2	▲	-	+2	
	Bond Forfeiture	BF	1	↔	-	-	
Total			1,054	▲	12.2%	+115	
Juvenile	Custody Visitation	CV	625	▼	-17.9%	-136	
	Misdemeanor	DM	235	▲	+67.9%	+95	
	Permanency Planning	PH	58	▲	+427.3%	+47	
	Status	ST	57	▲	+128.0%	+32	
	Traffic	T	57	▲	+21.3%	+10	
	Remand Custody	RC	42	▼	-14.3%	-7	
	Remand Visitation	RV	41	▼	-25.5%	-14	
	Truancy	TR	33	▲	+22.2%	+6	
	Paternity	PT	25	▲	+25.0%	+5	
	Show Cause	SC	24	▲	+100.0%	+12	
	Foster Care Review	FC	23	▼	-25.8%	-8	
	Terminate Parental Rights	TP	19	▲	+850.0%	+17	
	Initial Foster Care	IF	15	▼	-46.4%	-13	
	Felony	DF	14	▼	-48.1%	-13	
	Non-Family Abuse Protective Order	AP	14	▲	+55.6%	+5	
	Abuse and Neglect	AN	11	▼	-56.0%	-14	
	Child In Need of Services	CS	7	▲	+40.0%	+2	
	Temporary Detention Order	TD	6	▲	+20.0%	+1	
	Emergency Custody Order	EC	4	↔	-	-	
	Relief of Custody	CR	3	▲	+50.0%	+1	
	Special Immigrant Juvenile Status	SI	3	↔	-	-	
	Civil Violation	CI	2	▼	-80.0%	-8	
	Capias	CA	1	▼	-50.0%	-1	
	Child at Risk	RI	1	↔	-	-	
	Motion - Protective Order	MP	1	▼	-90.9%	-10	
	Other	OT	1	▲	-	+1	
	Voluntary Continuing Services and Support Agree	VA	1	▼	-50.0%	-1	
	Qualified Residential Treatment	QR	0	▼	-100.0%	-1	
	Total			1,323	▲	0.6%	+8
	GRAND TOTAL			2,377	▲	5.5%	+123

* Compared to same time period as previous year

** Case Type Categories are defined in the 2017 Virginia Judicial Workload Assessment

The data reported reflect the case management system. The case types reported may not necessitate judicial involvement.

Filings by Major Case Category**

Category	Summary	Change	% Change	Absolute Change
Adult Criminal	500	▲	+12.9%	+57
Child Dependency	131	▲	+27.2%	+28
Child in Need of Services/Supervision	40	▲	+25.0%	+8
Custody and Visitation	650	▲	-16.8%	-131
Delinquency	274	▲	+51.4%	+93
Juvenile Miscellaneous	57	▲	+128.0%	+32
New to Workload Study	5	▼	-61.5%	-8
Other	255	▲	-6.3%	-17
Protective Orders	118	▲	+1.7%	+2
Support	290	▲	+20.3%	+49
Traffic	57	▲	+21.3%	+10
GRAND TOTAL	2,377	▲	5.5%	+123

* Compared to same time period as previous year

** Case Type Categories are defined in the 2017 Virginia Judicial Workload Assessment

The data reported reflect the case management system. The case types reported may not necessitate judicial involvement.

2024 Overall GRAND TOTAL		Distribution of Caseload			Change*		Percentage (%) of Caseload		
1,872	-13 -0.7%	Adult	898	48%	6.3% ▲	+53	Adult	44.8%	48.0%
2024		Juvenile	974	52%	-6.3% ▼	-66	Juvenile	55.2%	52.0%
2023		GRAND TOTAL	1,872	100%	-0.7% ▼	-13	GRAND TOTAL	100%	100%

Filings by Division & Code

Division	Case Type Description	Code	Summary	Change	% Change	Absolute Change	
Adult	Misdemeanor	CM	236	▲	+22.3%	+43	
	Other	OT	173	▲	+10.9%	+17	
	Show Cause	SC	145	▲	-9.9%	-16	
	Civil Support	VS	140	▲	+21.7%	+25	
	Felony	CF	64	▲	+42.2%	+19	
	Capias	CA	48	▼	-18.6%	-11	
	Family Abuse - Protective Order	FP	47	▼	-32.9%	-23	
	Protective Order	PC	16	▼	-15.8%	-3	
	Violation of Protective Order	PV	11	▲	+57.1%	+4	
	Remand Support	RS	8	▲	+60.0%	+3	
	Motion - Protective Order	MP	7	▼	-12.5%	-1	
	Restricted License for Non-Support	SL	2	▲	-	+2	
	Non-Family Abuse Protective Order	AP	1	▼	-83.3%	-5	
	Violation Family Abuse Protective Order	PS	0	▼	-100.0%	-1	
	Total		898	▲	6.3%	+53	
Juvenile	Custody Visitation	CV	448	▼	-15.2%	-80	
	Misdemeanor	DM	186	▲	+27.4%	+40	
	Traffic	T	48	▼	-7.7%	-4	
	Abuse and Neglect	AN	41	▼	-2.4%	-1	
	Felony	DF	40	▲	+21.2%	+7	
	Status	ST	27	▲	+50.0%	+9	
	Foster Care Review	FC	20	▼	-4.8%	-1	
	Permanency Planning	PH	20	▲	+42.9%	+6	
	Truancy	TR	18	▼	-10.0%	-2	
	Special Immigrant Juvenile Status	SI	16	▼	-30.4%	-7	
	Civil Violation	CI	13	▲	+85.7%	+6	
	Temporary Detention Order	TD	12	▼	-7.7%	-1	
	Initial Foster Care	IF	11	▼	-15.4%	-2	
	Emergency Custody Order	EC	10	▲	+11.1%	+1	
	Paternity	PT	10	▼	-77.3%	-34	
	Terminate Parental Rights	TP	10	▼	-16.7%	-2	
	Motion - Protective Order	MP	9	▼	-43.8%	-7	
	Remand Custody	RC	9	▲	+28.6%	+2	
	Remand Visitation	RV	9	▲	+28.6%	+2	
	Child In Need of Services	CS	4	▲	-	+4	
	Show Cause	SC	4	▲	-	+4	
	Voluntary Continuing Services and Support Agree	VA	4	▲	+300.0%	+3	
	Non-Family Abuse Protective Order	AP	2	▼	-81.8%	-9	
	Other	OT	2	▲	+100.0%	+1	
	Capias	CA	1	▲	-	+1	
	Entrustment	ET	0	▼	-100.0%	-2	
		Total		974	▼	-6.3%	-66
	GRAND TOTAL			1,872	▼	-0.7%	-13

* Compared to same time period as previous year

** Case Type Categories are defined in the 2017 Virginia Judicial Workload Assessment

The data reported reflect the case management system. The case types reported may not necessitate judicial involvement.

Filings by Major Case Category**

Category	Summary	Change	% Change	Absolute Change
Adult Criminal	468	▼	+4.7%	+21
Child Dependency	106	▲	+1.0%	+1
Child in Need of Services/Supervision	22	▲	+10.0%	+2
Custody and Visitation	458	▼	-19.9%	-114
Delinquency	231	▲	+29.1%	+52
Juvenile Miscellaneous	27	▲	+50.0%	+9
New to Workload Study	29	▲	-3.3%	-1
Other	223	▲	+12.6%	+25
Protective Orders	66	▼	-40.5%	-45
Support	194	▲	+26.8%	+41
Traffic	48	▼	-7.7%	-4
GRAND TOTAL	1,872	▼	-0.7%	-13

* Compared to same time period as previous year

** Case Type Categories are defined in the 2017 Virginia Judicial Workload Assessment

The data reported reflect the case management system. The case types reported may not necessitate judicial involvement.

2024 Overall GRAND TOTAL		Distribution of Caseload			Change*		Percentage (%) of Caseload		
203 2024 2023	+4	Adult	98	48%	-4.9% ▼	-5	Adult	51.8%	48.3%
	2.0%	Juvenile	105	52%	9.4% ▲	+9	Juvenile	48.2%	51.7%
		GRAND TOTAL	203	100%	2.0% ▲	+4	GRAND TOTAL	100%	100%

Filings by Division & Code

Division	Case Type Description	Code	Summary	Change	% Change	Absolute Change
Adult	Misdemeanor	CM	32	▲	+52.4%	+11
	Civil Support	VS	19	▲	+58.3%	+7
	Felony	CF	16	▼	-38.5%	-10
	Other	OT	12	▼	-40.0%	-8
	Show Cause	SC	8	▲	-20.0%	-2
	Family Abuse - Protective Order	FP	7	▼	-46.2%	-6
	Bond Forfeiture	BF	1	▲	-	+1
	Capias	CA	1	↔	-	-
	Non-Family Abuse Protective Order	AP	1	▲	-	+1
	Restricted License for Non-Support	SL	1	▲	-	+1
	Total		98	▼	-4.9%	-5
Juvenile	Custody Visitation	CV	68	▲	+25.9%	+14
	Misdemeanor	DM	7	▲	+40.0%	+2
	Status	ST	7	▲	+600.0%	+6
	Abuse and Neglect	AN	5	▲	+400.0%	+4
	Motion - Protective Order	MP	4	▲	-	+4
	Show Cause	SC	4	▲	-	+4
	Traffic	T	3	▼	-80.0%	-12
	Felony	DF	2	▼	-75.0%	-6
	Permanency Planning	PH	2	↔	-	-
	Voluntary Continuing Services and Support Agree	VA	2	▲	-	+2
	Foster Care Review	FC	1	▼	-66.7%	-2
	Entrustment	ET	0	▼	-100.0%	-1
	Initial Foster Care	IF	0	▼	-100.0%	-1
	Paternity	PT	0	▼	-100.0%	-1
	Qualified Residential Treatment	QR	0	▼	-100.0%	-1
	Temporary Detention Order	TD	0	▼	-100.0%	-3
	Total		105	▲	9.4%	+9
GRAND TOTAL			203	▲	2.0%	+4

Filings by Major Case Category**

Category	Summary	Change	% Change	Absolute Change	
Adult Criminal	55	▲	+10.0%	+5	
Child Dependency	10	▲	+11.1%	+1	
Child in Need of Services/Supervision	2	▲	-	+2	
Custody and Visitation	68	▼	+23.6%	+13	
Delinquency	11	▲	-15.4%	-2	
Juvenile Miscellaneous	7	▲	+600.0%	+6	
Other	12	▼	-47.8%	-11	
Protective Orders	12	▲	-7.7%	-1	
Support	23	▲	+15.0%	+3	
Traffic	3	▼	-80.0%	-12	
GRAND TOTAL		203	▲	2.0%	+4

* Compared to same time period as previous year

** Case Type Categories are defined in the 2017 Virginia Judicial Workload Assessment

The data reported reflect the case management system. The case types reported may not necessitate judicial involvement.

2024 Overall GRAND TOTAL		Distribution of Caseload		Change*		Percentage (%) of Caseload		
1,464	-240 -14.1%	Adult	600 41%	-20.1% ▼	-151	Adult	44.1%	41.0%
2024		Juvenile	864 59%	-9.3% ▼	-89	Juvenile	55.9%	59.0%
2023		GRAND TOTAL	1,464 100%	-14.1% ▼	-240	GRAND TOTAL	100%	100%

Filings by Division & Code

Division	Case Type Description	Code	Summary	Change	% Change	Absolute Change	
Adult	Show Cause	SC	125	▲	+2.5%	+3	
	Misdemeanor	CM	110	▼	-31.3%	-50	
	Other	OT	110	▼	-19.1%	-26	
	Civil Support	VS	90	▼	-11.8%	-12	
	Family Abuse - Protective Order	FP	53	▼	-32.1%	-25	
	Felony	CF	53	▲	+65.6%	+21	
	Capias	CA	46	▼	-23.3%	-14	
	Violation of Protective Order	PV	4	▼	-66.7%	-8	
	Motion - Protective Order	MP	3	▼	-66.7%	-6	
	Non-Family Abuse Protective Order	AP	3	▼	-40.0%	-2	
	Remand Support	RS	3	▼	-91.4%	-32	
		Total		600	▼	-20.1%	-151
Juvenile	Custody Visitation	CV	506	▼	-1.2%	-6	
	Traffic	T	59	▼	-9.2%	-6	
	Misdemeanor	DM	54	▲	+25.6%	+11	
	Motion - Protective Order	MP	44	▲	+69.2%	+18	
	Abuse and Neglect	AN	40	▲	+344.4%	+31	
	Status	ST	25	▼	-28.6%	-10	
	Permanency Planning	PH	22	▼	-38.9%	-14	
	Foster Care Review	FC	21	▼	-19.2%	-5	
	Paternity	PT	12	▼	-7.7%	-1	
	Initial Foster Care	IF	11	▲	+120.0%	+6	
	Terminate Parental Rights	TP	11	▲	+175.0%	+7	
	Relief of Custody	CR	10	▲	+66.7%	+4	
	Felony	DF	9	▼	-30.8%	-4	
	Remand Custody	RC	9	▼	-86.8%	-59	
	Remand Visitation	RV	9	▼	-85.2%	-52	
	Truancy	TR	6	▲	+50.0%	+2	
	Temporary Detention Order	TD	4	▼	-42.9%	-3	
	Voluntary Continuing Services and Support Agreem	VA	4	↔	-	-	
	Other	OT	3	▲	-	+3	
	Emergency Custody Order	EC	1	▲	-	+1	
	Entrustment	ET	1	▼	-66.7%	-2	
	Family Abuse - Protective Order	FP	1	▲	-	+1	
	Non-Family Abuse Protective Order	AP	1	↔	-	-	
	Show Cause	SC	1	▼	-50.0%	-1	
	Capias	CA	0	▼	-100.0%	-1	
	Child In Need of Services	CS	0	▼	-100.0%	-1	
	Civil Violation	CI	0	▼	-100.0%	-1	
	Emancipation	EP	0	▼	-100.0%	-1	
	Qualified Residential Treatment	QR	0	▼	-100.0%	-6	
		Total		864	▼	-9.3%	-89
	GRAND TOTAL			1,464	▼	-14.1%	-240

* Compared to same time period as previous year

** Case Type Categories are defined in the 2017 Virginia Judicial Workload Assessment

The data reported reflect the case management system. The case types reported may not necessitate judicial involvement.

Filings by Major Case Category**

Category	Summary	Change	% Change	Absolute Change
Adult Criminal	282	▼	-22.5%	-82
Child Dependency	120	▲	+21.2%	+21
Child in Need of Services/Supervision	6	▼	+20.0%	+1
Custody and Visitation	518	▼	-1.3%	-7
Delinquency	64	▼	+8.5%	+5
Juvenile Miscellaneous	25	▼	-30.6%	-11
New to Workload Study	0	▼	-100.0%	-1
Other	139	▲	-54.7%	-168
Protective Orders	105	▲	-11.8%	-14
Support	146	▲	+17.7%	+22
Traffic	59	▼	-9.2%	-6
GRAND TOTAL	1,464	▼	-14.1%	-240

* Compared to same time period as previous year

** Case Type Categories are defined in the 2017 Virginia Judicial Workload Assessment

The data reported reflect the case management system. The case types reported may not necessitate judicial involvement.

2024 Overall GRAND TOTAL		Distribution of Caseload		Change*		Percentage (%) of Caseload			
632 	+25 4.1%	Adult	248	39%	12.2% ▲	+27	Adult	36.4%	39.2%
		Juvenile	384	61%	-0.5% ▼	-2	Juvenile	63.6%	60.8%
		GRAND TOTAL	632	100%	4.1% ▲	+25	GRAND TOTAL	100%	100%

Filings by Division & Code

Division	Case Type Description	Code	Summary	Change	% Change	Absolute Change	
Adult	Other	OT	52	▲	+18.2%	+8	
	Misdemeanor	CM	49	▲	+14.0%	+6	
	Civil Support	VS	47	▲	+2.2%	+1	
	Show Cause	SC	38	▲	+18.8%	+6	
	Felony	CF	23	▲	+187.5%	+15	
	Family Abuse - Protective Order	FP	18	▼	-18.2%	-4	
	Motion - Protective Order	MP	12	▲	+50.0%	+4	
	Remand Support	RS	8	▼	-27.3%	-3	
	Capias	CA	1	▼	-66.7%	-2	
	Non-Family Abuse Protective Order	AP	0	▼	-100.0%	-4	
	Total		248	▲	12.2%	+27	
Juvenile	Custody Visitation	CV	192	▼	-7.7%	-16	
	Traffic	T	40	▲	+66.7%	+16	
	Misdemeanor	DM	19	▼	-17.4%	-4	
	Remand Custody	RC	19	▲	+5.6%	+1	
	Remand Visitation	RV	19	▲	+5.6%	+1	
	Motion - Protective Order	MP	18	▲	+157.1%	+11	
	Abuse and Neglect	AN	14	▼	-36.4%	-8	
	Felony	DF	14	▲	+600.0%	+12	
	Terminate Parental Rights	TP	12	▲	+500.0%	+10	
	Permanency Planning	PH	8	▼	-11.1%	-1	
	Foster Care Review	FC	6	▼	-53.8%	-7	
	Temporary Detention Order	TD	5	▲	+25.0%	+1	
	Initial Foster Care	IF	4	▼	-33.3%	-2	
	Status	ST	4	▼	-63.6%	-7	
	Emergency Custody Order	EC	3	▲	-	+3	
	Paternity	PT	2	▼	-50.0%	-2	
	Civil Violation	CI	1	▼	-80.0%	-4	
	Entrustment	ET	1	▲	-	+1	
	Non-Family Abuse Protective Order	AP	1	↔	-	-	
	Other	OT	1	↔	-	-	
	Relief of Custody	CR	1	▲	-	+1	
	Emancipation	EP	0	▼	-100.0%	-1	
	Qualified Residential Treatment	QR	0	▼	-100.0%	-1	
	Show Cause	SC	0	▼	-100.0%	-1	
	Truancy	TR	0	▼	-100.0%	-2	
	Voluntary Continuing Services and Support Agree	VA	0	▼	-100.0%	-3	
		Total		384	▼	-0.5%	-2
	GRAND TOTAL			632	▲	4.1%	+25

Filings by Major Case Category**

Category	Summary	Change	% Change	Absolute Change
Adult Criminal	87	▲	+13.0%	+10
Child Dependency	46	▲	-17.9%	-10
Child in Need of Services/Supervision	0	▼	-100.0%	-2
Custody and Visitation	194	▼	-8.5%	-18
Delinquency	33	▲	+26.9%	+7

* Compared to same time period as previous year ** Case Type Categories are defined in the 2017 Virginia Judicial Workload Assessment

The data reported reflect the case management system. The case types reported may not necessitate judicial involvement.

CPSS - JCMS CASELOAD STATISTICS OF THE JUVENILE & DOMESTIC RELATIONS DISTRICT COURTS
 January 2024 thru October 2024 Filings (Compared to January 2023 thru October 2023)

Juvenile Miscellaneous	4	▼	-66.7%	-8
New to Workload Study	1	▼	-80.0%	-4
Other	107	▲	+11.5%	+11
Protective Orders	49	▲	+16.7%	+7
Support	71	▲	+29.1%	+16
Traffic	40	▲	+66.7%	+16
GRAND TOTAL	632	▲	4.1%	+25

* Compared to same time period as previous year

** Case Type Categories are defined in the 2017 Virginia Judicial Workload Assessment

The data reported reflect the case management system. The case types reported may not necessitate judicial involvement.

2024 Overall GRAND TOTAL		Distribution of Caseload		Change*		Percentage (%) of Caseload		
591 +17 3.0% 	Adult	261	44%	-11.8%	▼	-35	2023	2024
	Juvenile	330	56%	18.7%	▲	+52	51.6%	44.2%
GRAND TOTAL		591	100%	3.0%	▲	+17	100%	100%

Filings by Division & Code

Division	Case Type Description	Code	Summary	Change	% Change	Absolute Change
Adult	Other	OT	63	▲	+8.6%	+5
	Show Cause	SC	50	▲	+2.0%	+1
	Civil Support	VS	48	▲	+65.5%	+19
	Misdemeanor	CM	47	▼	-44.7%	-38
	Felony	CF	21	▼	-4.5%	-1
	Family Abuse - Protective Order	FP	16	▼	-20.0%	-4
	Capias	CA	5	▼	-75.0%	-15
	Violation of Protective Order	PV	4	↔		-
	Emergency Custody Order	EC	2	▲	-	+2
	Motion - Protective Order	MP	2	▼	-77.8%	-7
	Non-Family Abuse Protective Order	AP	2	▲	-	+2
	Protective Order	PC	1	▲	-	+1
Total			261	▼	-11.8%	-35
Juvenile	Custody Visitation	CV	146	▲	+27.0%	+31
	Misdemeanor	DM	33	▲	+57.1%	+12
	Abuse and Neglect	AN	29	▲	+93.3%	+14
	Permanency Planning	PH	29	▲	+20.8%	+5
	Terminate Parental Rights	TP	21	▲	+110.0%	+11
	Traffic	T	14	▼	-46.2%	-12
	Motion - Protective Order	MP	11	▲	+22.2%	+2
	Foster Care Review	FC	8	▼	-68.0%	-17
	Initial Foster Care	IF	6	▼	-40.0%	-4
	Temporary Detention Order	TD	6	▲	+200.0%	+4
	Felony	DF	4	▲	+300.0%	+3
	Non-Family Abuse Protective Order	AP	4	▲	-	+4
	Paternity	PT	4	▲	+100.0%	+2
	Voluntary Continuing Services and Support Agree	VA	4	▲	+100.0%	+2
	Child In Need of Services	CS	3	▲	-	+3
	Emergency Custody Order	EC	2	▲	-	+2
	Special Immigrant Juvenile Status	SI	2	▲	+100.0%	+1
	Truancy	TR	2	↔		-
	Other	OT	1	▲	-	+1
	Relief of Custody	CR	1	↔		-
	Civil Violation	CI	0	▼	-100.0%	-4
	Emancipation	EP	0	▼	-100.0%	-1
	Qualified Residential Treatment	QR	0	▼	-100.0%	-2
	Show Cause	SC	0	▼	-100.0%	-3
	Status	ST	0	▼	-100.0%	-2
	Total			330	▲	18.7%
GRAND TOTAL			591	▲	3.0%	+17

Filings by Major Case Category**

Category	Summary	Change	% Change	Absolute Change
Adult Criminal	100	▲	-39.0%	-64
Child Dependency	98	▲	+10.1%	+9
Child in Need of Services/Supervision	5	▲	+150.0%	+3
Custody and Visitation	150	▲	+28.2%	+33

* Compared to same time period as previous year ** Case Type Categories are defined in the 2017 Virginia Judicial Workload Assessment

The data reported reflect the case management system. The case types reported may not necessitate judicial involvement.

CPSS - JCMS CASELOAD STATISTICS OF THE JUVENILE & DOMESTIC RELATIONS DISTRICT COURTS
 January 2024 thru October 2024 Filings (Compared to January 2023 thru October 2023)

Delinquency	37	▲	+48.0%	+12
Juvenile Miscellaneous	0	▼	-100.0%	-3
New to Workload Study	2	↔	-60.0%	-3
Other	74	▲	+23.3%	+14
Protective Orders	35	▲	-7.9%	-3
Support	76	▲	+68.9%	+31
Traffic	14	▼	-46.2%	-12
GRAND TOTAL	591	▲	3.0%	+17

* Compared to same time period as previous year

** Case Type Categories are defined in the 2017 Virginia Judicial Workload Assessment

The data reported reflect the case management system. The case types reported may not necessitate judicial involvement.

2024 Overall GRAND TOTAL		Distribution of Caseload		Change*		Percentage (%) of Caseload			
1,115 +22 2.0% 		Adult	425	38%	7.6% ▲	+30	Adult	36.1%	38.1%
		Juvenile	690	62%	-1.1% ▼	-8	Juvenile	63.9%	61.9%
		GRAND TOTAL	1,115	100%	2.0% ▲	+22	GRAND TOTAL	100%	100%

Filings by Division & Code

Division	Case Type Description	Code	Summary	Change	% Change	Absolute Change	
Adult	Show Cause	SC	114	▲	+52.0%	+39	
	Civil Support	VS	91	▲	+13.8%	+11	
	Misdemeanor	CM	66	▼	-5.7%	-4	
	Other	OT	53	▲	+1.9%	+1	
	Family Abuse - Protective Order	FP	40	▼	-11.1%	-5	
	Capias	CA	23	▲	+64.3%	+9	
	Felony	CF	16	▼	-27.3%	-6	
	Motion - Protective Order	MP	8	▼	-42.9%	-6	
	Violation of Protective Order	PV	7	▼	-41.7%	-5	
	Non-Family Abuse Protective Order	AP	3	▲	+50.0%	+1	
	Remand Support	RS	3	▼	-57.1%	-4	
	Bond Forfeiture	BF	1	▲	-	+1	
	Violation Family Abuse Protective Order	PS	0	▼	-100.0%	-2	
	Total		425	▲	7.6%	+30	
Juvenile	Custody Visitation	CV	476	▼	-7.8%	-40	
	Motion - Protective Order	MP	33	▲	+1,000.0%	+30	
	Misdemeanor	DM	26	▲	+13.0%	+3	
	Traffic	T	25	▲	+4.2%	+1	
	Permanency Planning	PH	15	▲	+7.1%	+1	
	Felony	DF	14	▲	+40.0%	+4	
	Remand Custody	RC	13	↔	-	-	
	Abuse and Neglect	AN	12	▲	+33.3%	+3	
	Remand Visitation	RV	12	▼	-14.3%	-2	
	Foster Care Review	FC	8	▼	-46.7%	-7	
	Paternity	PT	7	▼	-36.4%	-4	
	Relief of Custody	CR	7	▲	+133.3%	+4	
	Initial Foster Care	IF	6	▼	-33.3%	-3	
	Temporary Detention Order	TD	6	▲	+100.0%	+3	
	Terminate Parental Rights	TP	6	▼	-33.3%	-3	
	Truancy	TR	5	▲	+66.7%	+2	
	Child In Need of Services	CS	4	▲	+100.0%	+2	
	Non-Family Abuse Protective Order	AP	4	▲	+100.0%	+2	
	Other	OT	4	▲	+300.0%	+3	
	Entrustment	ET	2	▲	+100.0%	+1	
	Voluntary Continuing Services and Support Agreem	VA	2	▲	+100.0%	+1	
	Family Abuse - Protective Order	FP	1	▲	-	+1	
	Show Cause	SC	1	↔	-	-	
	Status	ST	1	▼	-85.7%	-6	
	Emergency Custody Order	EC	0	▼	-100.0%	-1	
	Qualified Residential Treatment	QR	0	▼	-100.0%	-3	
		Total		690	▼	-1.1%	-8
		GRAND TOTAL		1,115	▲	2.0%	+22

Filings by Major Case Category**

Category	Summary	Change	% Change	Absolute Change
Adult Criminal	169	▲	+5.6%	+9
Child Dependency	58	▲	-9.4%	-6

* Compared to same time period as previous year

** Case Type Categories are defined in the 2017 Virginia Judicial Workload Assessment

The data reported reflect the case management system. The case types reported may not necessitate judicial involvement.

CPSS - JCMS CASELOAD STATISTICS OF THE JUVENILE & DOMESTIC RELATIONS DISTRICT COURTS
 January 2024 thru October 2024 Filings (Compared to January 2023 thru October 2023)

Child in Need of Services/Supervision	9	▲	+80.0%	+4
Custody and Visitation	483	▼	-8.3%	-44
Delinquency	41	▲	+20.6%	+7
Juvenile Miscellaneous	2	▲	-71.4%	-5
Other	90	▲	-1.1%	-1
Protective Orders	89	▲	+34.8%	+23
Support	149	▲	+29.6%	+34
Traffic	25	▲	+4.2%	+1
GRAND TOTAL	1,115	▲	2.0%	+22

* Compared to same time period as previous year

** Case Type Categories are defined in the 2017 Virginia Judicial Workload Assessment

The data reported reflect the case management system. The case types reported may not necessitate judicial involvement.

2024 Overall GRAND TOTAL		Distribution of Caseload		Change*		Percentage (%) of Caseload		
752 +73 10.8% 	Adult Juvenile GRAND TOTAL	352	47%	-0.3% ▼	-1	52.0%	46.8%	
		400	53%	22.7% ▲	+74	48.0%	53.2%	
		752	100%	10.8% ▲	+73	100%	100%	

Filings by Division & Code

Division	Case Type Description	Code	Summary	Change	% Change	Absolute Change	
Adult	Misdemeanor	CM	82	▼	-7.9%	-7	
	Show Cause	SC	69	▲	+25.5%	+14	
	Civil Support	VS	66	▲	+3.1%	+2	
	Other	OT	53	▲	+211.8%	+36	
	Family Abuse - Protective Order	FP	27	▼	-65.8%	-52	
	Capias	CA	24	▲	+71.4%	+10	
	Felony	CF	22	▲	+4.8%	+1	
	Remand Support	RS	3	▲	+200.0%	+2	
	Motion - Protective Order	MP	2	▼	-71.4%	-5	
	Non-Family Abuse Protective Order	AP	2	▼	-33.3%	-1	
	Violation Family Abuse Protective Order	PS	1	▲	-	+1	
	Violation of Protective Order	PV	1	↔	-	-	
	Bond Forfeiture	BF	0	▼	-100.0%	-1	
	Protective Order	PC	0	▼	-100.0%	-1	
	Total		352	▼	-0.3%	-1	
Juvenile	Custody Visitation	CV	264	▲	+43.5%	+80	
	Misdemeanor	DM	20	▼	-39.4%	-13	
	Foster Care Review	FC	16	▲	+60.0%	+6	
	Abuse and Neglect	AN	14	▼	-26.3%	-5	
	Initial Foster Care	IF	14	▲	+7.7%	+1	
	Permanency Planning	PH	14	▲	+16.7%	+2	
	Traffic	T	10	▼	-37.5%	-6	
	Felony	DF	8	▼	-11.1%	-1	
	Motion - Protective Order	MP	7	▲	+600.0%	+6	
	Paternity	PT	5	▲	+66.7%	+2	
	Terminate Parental Rights	TP	5	▼	-37.5%	-3	
	Civil Violation	CI	4	▼	-20.0%	-1	
	Child In Need of Services	CS	3	↔	-	-	
	Non-Family Abuse Protective Order	AP	3	▲	-	+3	
	Remand Custody	RC	3	↔	-	-	
	Capias	CA	1	▲	-	+1	
	Emergency Custody Order	EC	1	↔	-	-	
	Family Abuse - Protective Order	FP	1	▲	-	+1	
	Juvenile Support	JS	1	▲	-	+1	
	Mental Commitment	MC	1	▲	-	+1	
	Protective Order	PC	1	▲	-	+1	
	Relief of Custody	CR	1	↔	-	-	
	Remand Visitation	RV	1	▲	-	+1	
	Status	ST	1	▼	-66.7%	-2	
	Temporary Detention Order	TD	1	↔	-	-	
	Truancy	TR	0	▼	-100.0%	-1	
		Total		400	▲	22.7%	+74
	GRAND TOTAL			752	▲	10.8%	+73

* Compared to same time period as previous year

** Case Type Categories are defined in the 2017 Virginia Judicial Workload Assessment

The data reported reflect the case management system. The case types reported may not necessitate judicial involvement.

Filings by Major Case Category**

Category	Summary	Change	% Change	Absolute Change
Adult Criminal	179	▲	+11.2%	+18
Child Dependency	64	▲	+1.6%	+1
Child in Need of Services/Supervision	3	▼	-25.0%	-1
Custody and Visitation	269	▲	+43.9%	+82
Delinquency	30	▲	-28.6%	-12
Juvenile Miscellaneous	1	▼	-66.7%	-2
New to Workload Study	4	▼	-20.0%	-1
Other	63	▲	+173.9%	+40
Protective Orders	42	▲	-53.3%	-48
Support	87	▲	+2.4%	+2
Traffic	10	▼	-37.5%	-6
GRAND TOTAL	752	▲	10.8%	+73

* Compared to same time period as previous year

** Case Type Categories are defined in the 2017 Virginia Judicial Workload Assessment

The data reported reflect the case management system. The case types reported may not necessitate judicial involvement.

2024 Overall GRAND TOTAL		Distribution of Caseload		Change*		Percentage (%) of Caseload		
3,254	+375 13.0%	Adult	1,699 52%	11.6% ▲	+177	Adult	52.9%	52.2%
2024		Juvenile	1,555 48%	14.6% ▲	+198	Juvenile	47.1%	47.8%
2023		GRAND TOTAL	3,254 100%	13.0% ▲	+375	GRAND TOTAL	100%	100%

Filings by Division & Code

Division	Case Type Description	Code	Summary	Change	% Change	Absolute Change
Adult	Misdemeanor	CM	406	▲	+0.2%	+1
	Other	OT	320	▼	+15.5%	+43
	Show Cause	SC	292	▲	+24.3%	+57
	Civil Support	VS	256	▼	-4.8%	-13
	Felony	CF	190	▲	+45.0%	+59
	Family Abuse - Protective Order	FP	136	▲	+18.3%	+21
	Capias	CA	37	▼	-31.5%	-17
	Remand Support	RS	20	▲	+122.2%	+11
	Non-Family Abuse Protective Order	AP	16	▲	+300.0%	+12
	Motion - Protective Order	MP	15	▲	+15.4%	+2
	Violation of Protective Order	PV	9	▲	+80.0%	+4
	Bond Forfeiture	BF	1	▲	-	+1
	Restricted License for Non-Support	SL	1	▼	-80.0%	-4
	Total		1,699	▲	11.6%	+177
Juvenile	Custody Visitation	CV	872	▲	+17.0%	+127
	Misdemeanor	DM	163	▼	-6.9%	-12
	Felony	DF	96	↔	-	-
	Traffic	T	73	▲	+15.9%	+10
	Abuse and Neglect	AN	60	▲	+33.3%	+15
	Motion - Protective Order	MP	59	▲	+96.7%	+29
	Remand Custody	RC	56	▲	+211.1%	+38
	Truancy	TR	20	▼	-4.8%	-1
	Paternity	PT	19	▲	+280.0%	+14
	Non-Family Abuse Protective Order	AP	18	▲	+80.0%	+8
	Initial Foster Care	IF	14	▲	+40.0%	+4
	Temporary Detention Order	TD	12	▼	-47.8%	-11
	Civil Violation	CI	11	↔	-	-
	Foster Care Review	FC	11	▼	-8.3%	-1
	Remand Visitation	RV	11	▲	+120.0%	+6
	Status	ST	10	↔	-	-
	Child In Need of Services	CS	8	▲	+14.3%	+1
	Emergency Custody Order	EC	8	▼	-42.9%	-6
	Permanency Planning	PH	8	↔	-	-
	Show Cause	SC	6	▲	-50.0%	-6
	Other	OT	4	▼	-20.0%	-1
	Special Immigrant Juvenile Status	SI	4	↔	-	-
	Voluntary Continuing Services and Support Agree	VA	4	▼	-20.0%	-1
	Juvenile Support	JS	2	▲	-	+2
	Relief of Custody	CR	2	▼	-50.0%	-2
	Terminate Parental Rights	TP	2	▼	-87.5%	-14
	Capias	CA	1	▲	-	+1
	Emancipation	EP	1	↔	-	-
	Mental Commitment	MC	0	▼	-100.0%	-2
		Total		1,555	▲	14.6%
	GRAND TOTAL		3,254	▲	13.0%	+375

* Compared to same time period as previous year

** Case Type Categories are defined in the 2017 Virginia Judicial Workload Assessment

The data reported reflect the case management system. The case types reported may not necessitate judicial involvement.

Filings by Major Case Category**

Category	Summary	Change	% Change	Absolute Change
Adult Criminal	798	▲	+5.0%	+38
Child Dependency	101	▼	+1.0%	+1
Child in Need of Services/Supervision	29	▲	+3.6%	+1
Custody and Visitation	891	▲	+18.8%	+141
Delinquency	265	▲	-6.4%	-18
Juvenile Miscellaneous	11	↔		0
New to Workload Study	15	↔		0
Other	431	▲	+22.1%	+78
Protective Orders	244	▲	+41.9%	+72
Support	396	▲	+15.1%	+52
Traffic	73	▲	+15.9%	+10
GRAND TOTAL	3,254	▲	13.0%	+375

* Compared to same time period as previous year

** Case Type Categories are defined in the 2017 Virginia Judicial Workload Assessment

The data reported reflect the case management system. The case types reported may not necessitate judicial involvement.

2024 Overall GRAND TOTAL		Distribution of Caseload		Change*		Percentage (%) of Caseload			
2,247 	+36 1.6% 	Adult	1,224	54%	8.4% ▲	+95	Adult	51.1%	54.5%
		Juvenile	1,023	46%	-5.5% ▼	-59	Juvenile	48.9%	45.5%
GRAND TOTAL		2,247	100%	1.6% ▲	+36	GRAND TOTAL	100%	100%	

Filings by Division & Code

Division	Case Type Description	Code	Summary	Change	% Change	Absolute Change	
Adult	Civil Support	VS	237	▲	+21.5%	+42	
	Show Cause	SC	234	▲	+22.5%	+43	
	Misdemeanor	CM	212	▼	-1.4%	-3	
	Other	OT	201	▲	-11.1%	-25	
	Felony	CF	156	▲	+51.5%	+53	
	Family Abuse - Protective Order	FP	100	▲	+7.5%	+7	
	Capias	CA	46	▼	-9.8%	-5	
	Violation of Protective Order	PV	17	▼	-39.3%	-11	
	Motion - Protective Order	MP	16	▼	-23.8%	-5	
	Non-Family Abuse Protective Order	AP	3	▲	+50.0%	+1	
	Criminal Support	CS	1	▲	-	+1	
	Remand Support	RS	1	▼	-75.0%	-3	
	Total			1,224	▲	8.4%	+95
Juvenile	Custody Visitation	CV	655	▲	+2.8%	+18	
	Misdemeanor	DM	106	▼	-15.2%	-19	
	Traffic	T	37	▲	+12.1%	+4	
	Child at Risk	RI	23	▲	+35.3%	+6	
	Permanency Planning	PH	21	▼	-46.2%	-18	
	Truancy	TR	21	▼	-34.4%	-11	
	Abuse and Neglect	AN	18	▲	+80.0%	+8	
	Foster Care Review	FC	17	▼	-26.1%	-6	
	Initial Foster Care	IF	16	↔	-	-	
	Felony	DF	15	▼	-16.7%	-3	
	Paternity	PT	15	▲	+25.0%	+3	
	Motion - Protective Order	MP	13	▼	-31.6%	-6	
	Voluntary Continuing Services and Support Agree	VA	13	▲	+550.0%	+11	
	Terminate Parental Rights	TP	11	↔	-	-	
	Non-Family Abuse Protective Order	AP	7	▼	-65.0%	-13	
	Temporary Detention Order	TD	7	▼	-53.3%	-8	
	Child In Need of Services	CS	6	↔	-	-	
	Civil Violation	CI	3	▼	-40.0%	-2	
	Entrustment	ET	3	▲	+50.0%	+1	
	Family Abuse - Protective Order	FP	3	▲	+50.0%	+1	
	Status	ST	3	▼	-25.0%	-1	
	Emergency Custody Order	EC	2	▼	-60.0%	-3	
	Other	OT	2	▼	-71.4%	-5	
	Capias	CA	1	▲	-	+1	
	Emancipation	EP	1	▼	-50.0%	-1	
	Relief of Custody	CR	1	▼	-75.0%	-3	
	Remand Custody	RC	1	▼	-75.0%	-3	
	Remand Visitation	RV	1	▼	-75.0%	-3	
	Show Cause	SC	1	▼	-75.0%	-3	
	Mental Commitment	MC	0	▼	-100.0%	-1	
	Qualified Residential Treatment	QR	0	▼	-100.0%	-3	
	Total			1,023	▼	-5.5%	-59
	GRAND TOTAL			2,247	▲	1.6%	+36

* Compared to same time period as previous year

** Case Type Categories are defined in the 2017 Virginia Judicial Workload Assessment

The data reported reflect the case management system. The case types reported may not necessitate judicial involvement.

Filings by Major Case Category**

Category	Summary	Change	% Change	Absolute Change
Adult Criminal	545	▼	+3.4%	+18
Child Dependency	123	▲	-3.1%	-4
Child in Need of Services/Supervision	27	▼	-28.9%	-11
Custody and Visitation	670	▲	+3.2%	+21
Delinquency	123	▲	-16.3%	-24
Juvenile Miscellaneous	4	▼	-33.3%	-2
New to Workload Study	3	▼	-40.0%	-2
Other	215	▲	-19.2%	-51
Protective Orders	142	▼	-9.6%	-15
Support	358	▲	+39.8%	+102
Traffic	37	▲	+12.1%	+4
GRAND TOTAL	2,247	▲	1.6%	+36

* Compared to same time period as previous year

** Case Type Categories are defined in the 2017 Virginia Judicial Workload Assessment

The data reported reflect the case management system. The case types reported may not necessitate judicial involvement.

2024 Overall GRAND TOTAL		Distribution of Caseload		Change*		Percentage (%) of Caseload			
951 +120 14.4% 		Adult	398	42%	22.1% ▲	+72	Adult	39.2%	41.9%
		Juvenile	553	58%	9.5% ▲	+48	Juvenile	60.8%	58.1%
		GRAND TOTAL	951	100%	14.4% ▲	+120	GRAND TOTAL	100%	100%

Filings by Division & Code

Division	Case Type Description	Code	Summary	Change	% Change	Absolute Change	
Adult	Misdemeanor	CM	109	▲	+31.3%	+26	
	Other	OT	83	▲	+43.1%	+25	
	Show Cause	SC	70	▲	+55.6%	+25	
	Civil Support	VS	69	↔		-	
	Family Abuse - Protective Order	FP	34	▲	+9.7%	+3	
	Felony	CF	15	↔		-	
	Motion - Protective Order	MP	6	▲	+50.0%	+2	
	Capias	CA	4	▼	-55.6%	-5	
	Remand Support	RS	2	▲	+100.0%	+1	
	Restricted License for Non-Support	SL	2	▲	-	+2	
	Violation of Protective Order	PV	2	▼	-77.8%	-7	
	Bond Forfeiture	BF	1	▲	-	+1	
	Non-Family Abuse Protective Order	AP	1	▼	-50.0%	-1	
		Total		398	▲	22.1%	+72
Juvenile	Custody Visitation	CV	359	▲	+11.8%	+38	
	Misdemeanor	DM	48	▲	+54.8%	+17	
	Felony	DF	29	▲	+107.1%	+15	
	Abuse and Neglect	AN	19	▼	-5.0%	-1	
	Foster Care Review	FC	12	▼	-14.3%	-2	
	Motion - Protective Order	MP	12	▼	-36.8%	-7	
	Truancy	TR	10	▲	+42.9%	+3	
	Temporary Detention Order	TD	9	▲	+125.0%	+5	
	Traffic	T	9	▲	+50.0%	+3	
	Paternity	PT	8	▼	-11.1%	-1	
	Initial Foster Care	IF	6	▲	+50.0%	+2	
	Remand Custody	RC	6	▼	-25.0%	-2	
	Civil Violation	CI	4	▼	-73.3%	-11	
	Permanency Planning	PH	4	▼	-42.9%	-3	
	Emergency Custody Order	EC	3	▲	-	+3	
	Terminate Parental Rights	TP	3	▼	-40.0%	-2	
	Entrustment	ET	2	▲	-	+2	
	Other	OT	2	▲	-	+2	
	Relief of Custody	CR	2	▲	+100.0%	+1	
	Remand Visitation	RV	2	▼	-75.0%	-6	
	Voluntary Continuing Services and Support Agreem	VA	2	↔		-	
	Emancipation	EP	1	↔		-	
	Non-Family Abuse Protective Order	AP	1	▼	-50.0%	-1	
	Child In Need of Services	CS	0	▼	-100.0%	-3	
	Family Abuse - Protective Order	FP	0	▼	-100.0%	-1	
	Show Cause	SC	0	▼	-100.0%	-1	
	Special Immigrant Juvenile Status	SI	0	▼	-100.0%	-1	
	Status	ST	0	▼	-100.0%	-1	
		Total		553	▲	9.5%	+48
	GRAND TOTAL			951	▲	14.4%	+120

* Compared to same time period as previous year

** Case Type Categories are defined in the 2017 Virginia Judicial Workload Assessment

The data reported reflect the case management system. The case types reported may not necessitate judicial involvement.

Filings by Major Case Category**

Category	Summary	Change	% Change	Absolute Change
Adult Criminal	168	▲	+12.0%	+18
Child Dependency	50	▲	-5.7%	-3
Child in Need of Services/Supervision	10	▼		0
Custody and Visitation	367	▲	+11.2%	+37
Delinquency	77	▲	+67.4%	+31
Juvenile Miscellaneous	1	▼	-50.0%	-1
New to Workload Study	4	▼	-75.0%	-12
Other	107	▲	+35.4%	+28
Protective Orders	54	▼	-8.5%	-5
Support	104	▲	+30.0%	+24
Traffic	9	▲	+50.0%	+3
GRAND TOTAL	951	▲	14.4%	+120

* Compared to same time period as previous year

** Case Type Categories are defined in the 2017 Virginia Judicial Workload Assessment

The data reported reflect the case management system. The case types reported may not necessitate judicial involvement.

2024 Overall GRAND TOTAL		Distribution of Caseload			Change*		Percentage (%) of Caseload		
2,027 	+35 1.8% 	Adult	997	49%	17.2% ▲	+146	Adult	42.7%	49.2%
		Juvenile	1,030	51%	-9.7% ▼	-111	Juvenile	57.3%	50.8%
GRAND TOTAL		2,027	100%	1.8% ▲	+35	GRAND TOTAL	100%	100%	

Filings by Division & Code

Division	Case Type Description	Code	Summary	Change	% Change	Absolute Change	
Adult	Misdemeanor	CM	226	▲	+11.3%	+23	
	Other	OT	224	▲	+45.5%	+70	
	Civil Support	VS	172	▲	+16.2%	+24	
	Show Cause	SC	148	▼	-5.1%	-8	
	Family Abuse - Protective Order	FP	80	▲	+8.1%	+6	
	Felony	CF	78	▲	+27.9%	+17	
	Violation of Protective Order	PV	37	▲	+146.7%	+22	
	Capias	CA	15	▼	-25.0%	-5	
	Motion - Protective Order	MP	9	▼	-35.7%	-5	
	Remand Support	RS	6	▲	+200.0%	+4	
	Non-Family Abuse Protective Order	AP	2	▼	-50.0%	-2	
	Total			997	▲	17.2%	+146
	Juvenile	Custody Visitation	CV	627	▼	-13.9%	-101
Misdemeanor		DM	84	▲	+13.5%	+10	
Abuse and Neglect		AN	51	▼	-10.5%	-6	
Status		ST	51	▲	+27.5%	+11	
Traffic		T	41	▼	-32.8%	-20	
Felony		DF	35	▲	+483.3%	+29	
Foster Care Review		FC	25	▼	-13.8%	-4	
Permanency Planning		PH	25	▲	+78.6%	+11	
Initial Foster Care		IF	12	▼	-50.0%	-12	
Terminate Parental Rights		TP	12	▲	+500.0%	+10	
Paternity		PT	11	▼	-21.4%	-3	
Remand Custody		RC	11	▲	+83.3%	+5	
Motion - Protective Order		MP	9	▲	+350.0%	+7	
Temporary Detention Order		TD	9	↔		-	
Truancy		TR	6	▼	-71.4%	-15	
Child In Need of Services		CS	4	↔		-	
Emergency Custody Order		EC	4	▼	-33.3%	-2	
Non-Family Abuse Protective Order		AP	3	▼	-50.0%	-3	
Entrustment		ET	2	▼	-33.3%	-1	
Show Cause		SC	2	▲	-80.0%	-8	
Voluntary Continuing Services and Support Agreem		VA	2	▼	-50.0%	-2	
Family Abuse - Protective Order		FP	1	▲	-	+1	
Other		OT	1	▼	-50.0%	-1	
Relief of Custody		CR	1	▼	-80.0%	-4	
Restoration of Parental Rights		RR	1	▲	-	+1	
Child at Risk		RI	0	▼	-100.0%	-8	
Emancipation		EP	0	▼	-100.0%	-1	
Mental Commitment		MC	0	▼	-100.0%	-4	
Qualified Residential Treatment		QR	0	▼	-100.0%	-1	
Total			1,030	▼	-9.7%	-111	
GRAND TOTAL			2,027	▲	1.8%	+35	

* Compared to same time period as previous year

** Case Type Categories are defined in the 2017 Virginia Judicial Workload Assessment

The data reported reflect the case management system. The case types reported may not necessitate judicial involvement.

Filings by Major Case Category**

Category	Summary	Change	% Change	Absolute Change
Adult Criminal	434	▲	+9.9%	+39
Child Dependency	130	▲	-11.6%	-17
Child in Need of Services/Supervision	11	▲	-56.0%	-14
Custody and Visitation	638	▼	-14.0%	-104
Delinquency	120	▲	+33.3%	+30
Juvenile Miscellaneous	51	▼	+24.4%	+10
Other	256	▲	+39.9%	+73
Protective Orders	104	▲	+4.0%	+4
Support	242	▲	+16.3%	+34
Traffic	41	▼	-32.8%	-20
GRAND TOTAL	2,027	▲	1.8%	+35

* Compared to same time period as previous year

** Case Type Categories are defined in the 2017 Virginia Judicial Workload Assessment

The data reported reflect the case management system. The case types reported may not necessitate judicial involvement.

2024 Overall GRAND TOTAL		Distribution of Caseload		Change*		Percentage (%) of Caseload		
1,735	+175 11.2%	Adult	871 50%	10.7% ▲	+84	Adult	2023 50.4%	2024 50.2%
2024		Juvenile	864 50%	11.8% ▲	+91	Juvenile	49.6%	49.8%
		GRAND TOTAL	1,735 100%	11.2% ▲	+175	GRAND TOTAL	100%	100%

Filings by Division & Code

Division	Case Type Description	Code	Summary	Change	% Change	Absolute Change	
Adult	Misdemeanor	CM	295	▲	+30.5%	+69	
	Other	OT	143	▼	-18.3%	-32	
	Show Cause	SC	138	▲	+53.3%	+48	
	Civil Support	VS	81	▼	-1.2%	-1	
	Felony	CF	70	▲	+2.9%	+2	
	Family Abuse - Protective Order	FP	55	▼	-8.3%	-5	
	Capias	CA	50	▲	-21.9%	-14	
	Remand Support	RS	22	▲	+120.0%	+12	
	Motion - Protective Order	MP	8	▲	+100.0%	+4	
	Violation of Protective Order	PV	7	▲	+250.0%	+5	
	Protective Order	PC	1	▼	-75.0%	-3	
	Violation Family Abuse Protective Order	PS	1	▲	-	+1	
	Non-Family Abuse Protective Order	AP	0	▼	-100.0%	-2	
	Total		871	▲	10.7%	+84	
Juvenile	Custody Visitation	CV	391	▲	+5.1%	+19	
	Status	ST	76	▲	+11.8%	+8	
	Misdemeanor	DM	70	▲	+16.7%	+10	
	Remand Custody	RC	43	▲	+207.1%	+29	
	Traffic	T	42	▲	+35.5%	+11	
	Foster Care Review	FC	41	▼	-6.8%	-3	
	Remand Visitation	RV	41	▲	+192.9%	+27	
	Felony	DF	40	▲	+185.7%	+26	
	Permanency Planning	PH	31	▼	-34.0%	-16	
	Initial Foster Care	IF	25	▲	+108.3%	+13	
	Paternity	PT	14	▼	-50.0%	-14	
	Abuse and Neglect	AN	13	▼	-7.1%	-1	
	Entrustment	ET	7	▲	-	+7	
	Voluntary Continuing Services and Support Agree	VA	6	▲	+20.0%	+1	
	Non-Family Abuse Protective Order	AP	5	↔	-	-	
	Truancy	TR	5	▼	-16.7%	-1	
	Temporary Detention Order	TD	4	▲	+300.0%	+3	
	Terminate Parental Rights	TP	3	▼	-86.4%	-19	
	Civil Violation	CI	2	▼	-50.0%	-2	
	Capias	CA	1	▲	-	+1	
	Child at Risk	RI	1	▲	-	+1	
	Child In Need of Services	CS	1	▼	-50.0%	-1	
	Emergency Custody Order	EC	1	▲	-	+1	
	Other	OT	1	▼	-66.7%	-2	
	Family Abuse - Protective Order	FP	0	▼	-100.0%	-5	
	Qualified Residential Treatment	QR	0	▼	-100.0%	-2	
		Total		864	▲	11.8%	+91
		GRAND TOTAL		1,735	▲	11.2%	+175

Filings by Major Case Category**

Category	Summary	Change	% Change	Absolute Change
Adult Criminal	477	▲	+9.4%	+41
Child Dependency	127	▲	-13.0%	-19

* Compared to same time period as previous year ** Case Type Categories are defined in the 2017 Virginia Judicial Workload Assessment

The data reported reflect the case management system. The case types reported may not necessitate judicial involvement.

CPSS - JCMS CASELOAD STATISTICS OF THE JUVENILE & DOMESTIC RELATIONS DISTRICT COURTS
 January 2024 thru October 2024 Filings (Compared to January 2023 thru October 2023)

Bristol

District: 28 FIPS: 520

Child in Need of Services/Supervision	6	▼	-25.0%	-2
Custody and Visitation	405	▼	+1.3%	+5
Delinquency	111	▲	+50.0%	+37
Juvenile Miscellaneous	76	▲	+11.8%	+8
New to Workload Study	2	▼	-50.0%	-2
Other	255	▲	+17.5%	+38
Protective Orders	68	▼	-10.5%	-8
Support	166	▲	+66.0%	+66
Traffic	42	▲	+35.5%	+11
GRAND TOTAL	1,735	▲	11.2%	+175

* Compared to same time period as previous year

** Case Type Categories are defined in the 2017 Virginia Judicial Workload Assessment

The data reported reflect the case management system. The case types reported may not necessitate judicial involvement.

2024 Overall GRAND TOTAL		Distribution of Caseload			Change*		Percentage (%) of Caseload		
2,866 	+38 1.3%	Adult	1,486	52%	10.3% ▲	+139	Adult	47.6%	51.8%
		Juvenile	1,380	48%	-6.8% ▼	-101	Juvenile	52.4%	48.2%
		GRAND TOTAL	2,866	100%	1.3% ▲	+38	GRAND TOTAL	100%	100%

Filings by Division & Code

Division	Case Type Description	Code	Summary	Change	% Change	Absolute Change	
Adult	Show Cause	SC	495	▲	+33.8%	+125	
	Misdemeanor	CM	279	▲	+5.3%	+14	
	Other	OT	246	▲	+19.4%	+40	
	Civil Support	VS	167	▼	-0.6%	-1	
	Capias	CA	127	▲	+21.0%	+22	
	Family Abuse - Protective Order	FP	71	▼	-27.6%	-27	
	Felony	CF	63	▼	-19.2%	-15	
	Remand Support	RS	20	▼	-23.1%	-6	
	Violation of Protective Order	PV	8	▼	-27.3%	-3	
	Motion - Protective Order	MP	7	▼	-53.3%	-8	
	Non-Family Abuse Protective Order	AP	3	▼	-25.0%	-1	
	Protective Order	PC	0	▼	-100.0%	-1	
		Total		1,486	▲	10.3%	+139
Juvenile	Custody Visitation	CV	731	▼	-16.5%	-144	
	Status	ST	157	▲	+26.6%	+33	
	Misdemeanor	DM	130	▲	+34.0%	+33	
	Permanency Planning	PH	45	▲	+150.0%	+27	
	Traffic	T	41	▲	+46.4%	+13	
	Paternity	PT	36	↔		-	
	Motion - Protective Order	MP	33	▼	-26.7%	-12	
	Remand Custody	RC	33	▼	-13.2%	-5	
	Remand Visitation	RV	33	▼	-13.2%	-5	
	Felony	DF	32	▲	+146.2%	+19	
	Foster Care Review	FC	31	▼	-32.6%	-15	
	Abuse and Neglect	AN	23	▼	-54.0%	-27	
	Terminate Parental Rights	TP	15	▲	+150.0%	+9	
	Show Cause	SC	9	▼	-18.2%	-2	
	Temporary Detention Order	TD	9	↔		-	
	Truancy	TR	7	▲	+16.7%	+1	
	Initial Foster Care	IF	4	▼	-76.5%	-13	
	Non-Family Abuse Protective Order	AP	4	↔		-	
	Emergency Custody Order	EC	3	▼	-40.0%	-2	
	Relief of Custody	CR	3	↔		-	
	Child In Need of Services	CS	1	▼	-50.0%	-1	
	Emancipation	EP	0	▼	-100.0%	-1	
	Entrustment	ET	0	▼	-100.0%	-2	
	Family Abuse - Protective Order	FP	0	▼	-100.0%	-3	
	Mental Commitment	MC	0	▼	-100.0%	-1	
	Other	OT	0	▼	-100.0%	-1	
	Qualified Residential Treatment	QR	0	▼	-100.0%	-1	
	Voluntary Continuing Services and Support Agreem	VA	0	▼	-100.0%	-1	
		Total		1,380	▼	-6.8%	-101
		GRAND TOTAL		2,866	▲	1.3%	+38

* Compared to same time period as previous year

** Case Type Categories are defined in the 2017 Virginia Judicial Workload Assessment

The data reported reflect the case management system. The case types reported may not necessitate judicial involvement.

Filings by Major Case Category**

Category	Summary	Change	% Change	Absolute Change
Adult Criminal	885	▼	+18.3%	+137
Child Dependency	121	▼	-16.0%	-23
Child in Need of Services/Supervision	8	▼		0
Custody and Visitation	767	▼	-15.8%	-144
Delinquency	171	▲	+41.3%	+50
Juvenile Miscellaneous	157	▼	+25.6%	+32
Other	344	▲	+6.2%	+20
Protective Orders	118	▼	-30.2%	-51
Support	254	▲	+1.6%	+4
Traffic	41	▲	+46.4%	+13
GRAND TOTAL	2,866	▲	1.3%	+38

* Compared to same time period as previous year

** Case Type Categories are defined in the 2017 Virginia Judicial Workload Assessment

The data reported reflect the case management system. The case types reported may not necessitate judicial involvement.

2024 Overall GRAND TOTAL		Distribution of Caseload		Change*		Percentage (%) of Caseload		
2,799	-234 -7.7%	Adult	1,354 48%	-7.3% ▼	-107	Adult	48.2%	48.4%
2024		Juvenile	1,445 52%	-8.1% ▼	-127	Juvenile	51.8%	51.6%
2023		GRAND TOTAL	2,799 100%	-7.7% ▼	-234	GRAND TOTAL	100%	100%

Filings by Division & Code

Division	Case Type Description	Code	Summary	Change	% Change	Absolute Change	
Adult	Misdemeanor	CM	339	▼	-10.1%	-38	
	Other	OT	255	▲	-22.5%	-74	
	Felony	CF	175	▲	+2.9%	+5	
	Show Cause	SC	168	▲	+20.9%	+29	
	Civil Support	VS	141	▼	-7.2%	-11	
	Family Abuse - Protective Order	FP	118	▼	-5.6%	-7	
	Capias	CA	80	▲	-27.3%	-30	
	Violation of Protective Order	PV	30	▲	+172.7%	+19	
	Motion - Protective Order	MP	25	▼	-19.4%	-6	
	Remand Support	RS	13	▲	+85.7%	+6	
	Bond Forfeiture	BF	4	▲	+33.3%	+1	
	Protective Order	PC	3	▲	+200.0%	+2	
	Restricted License for Non-Support	SL	2	↔	-	-	
	Criminal Support	CS	1	▲	-	+1	
	Non-Family Abuse Protective Order	AP	0	▼	-100.0%	-4	
	Total		1,354	▼	-7.3%	-107	
Juvenile	Custody Visitation	CV	730	▼	-18.3%	-164	
	Permanency Planning	PH	96	▲	+45.5%	+30	
	Status	ST	69	▲	+53.3%	+24	
	Traffic	T	66	▼	-7.0%	-5	
	Misdemeanor	DM	61	▼	-10.3%	-7	
	Remand Visitation	RV	58	↔	-	-	
	Foster Care Review	FC	55	▼	-5.2%	-3	
	Remand Custody	RC	54	▼	-5.3%	-3	
	Abuse and Neglect	AN	47	▲	+11.9%	+5	
	Felony	DF	47	▼	-7.8%	-4	
	Terminate Parental Rights	TP	36	▲	+44.0%	+11	
	Initial Foster Care	IF	35	▼	-7.9%	-3	
	Paternity	PT	25	▲	+31.6%	+6	
	Truancy	TR	13	▲	+30.0%	+3	
	Motion - Protective Order	MP	11	▼	-15.4%	-2	
	Temporary Detention Order	TD	9	▼	-18.2%	-2	
	Non-Family Abuse Protective Order	AP	8	↔	-	-	
	Voluntary Continuing Services and Support Agreen	VA	7	↔	-	-	
	Other	OT	5	▼	-28.6%	-2	
	Relief of Custody	CR	4	▼	-60.0%	-6	
	Emergency Custody Order	EC	3	↔	-	-	
	Child In Need of Services	CS	2	▲	-	+2	
	Civil Violation	CI	2	▲	-	+2	
	Entrustment	ET	2	▼	-60.0%	-3	
	Qualified Residential Treatment	QR	0	▼	-100.0%	-6	
		Total		1,445	▼	-8.1%	-127
	GRAND TOTAL			2,799	▼	-7.7%	-234

* Compared to same time period as previous year

** Case Type Categories are defined in the 2017 Virginia Judicial Workload Assessment

The data reported reflect the case management system. The case types reported may not necessitate judicial involvement.

Filings by Major Case Category**

Category	Summary	Change	% Change	Absolute Change
Adult Criminal	758	▲	-4.5%	-36
Child Dependency	282	▼	+9.7%	+25
Child in Need of Services/Supervision	15	▲	+50.0%	+5
Custody and Visitation	755	▲	-17.3%	-158
Delinquency	108	▼	-9.2%	-11
Juvenile Miscellaneous	69	▲	+53.3%	+24
New to Workload Study	2	▲	-	+2
Other	397	▲	-15.9%	-75
Protective Orders	162	▼	-10.5%	-19
Support	185	▲	+8.2%	+14
Traffic	66	▼	-7.0%	-5
GRAND TOTAL	2,799	▼	-7.7%	-234

* Compared to same time period as previous year

** Case Type Categories are defined in the 2017 Virginia Judicial Workload Assessment

The data reported reflect the case management system. The case types reported may not necessitate judicial involvement.

2024 Overall GRAND TOTAL		Distribution of Caseload		Change*		Percentage (%) of Caseload			
1,347	-255 -15.9%	Adult	610	45%	-14.2%	-101	Adult	44.4%	45.3%
2024		Juvenile	737	55%	-17.3%	-154	Juvenile	55.6%	54.7%
2023		GRAND TOTAL	1,347	100%	-15.9%	-255	GRAND TOTAL	100%	100%

Filings by Division & Code

Division	Case Type Description	Code	Summary	Change	% Change	Absolute Change	
Adult	Show Cause	SC	165	▲	+22.2%	+30	
	Other	OT	163	▼	-7.9%	-14	
	Misdemeanor	CM	103	▼	-20.2%	-26	
	Civil Support	VS	58	▼	-30.1%	-25	
	Capias	CA	50	▼	-20.6%	-13	
	Family Abuse - Protective Order	FP	33	▼	-26.7%	-12	
	Felony	CF	21	▼	-58.8%	-30	
	Non-Family Abuse Protective Order	AP	5	↔		-	
	Remand Support	RS	4	▼	-42.9%	-3	
	Motion - Protective Order	MP	3	▼	-50.0%	-3	
	Bond Forfeiture	BF	2	▼	-66.7%	-4	
	Restricted License for Non-Support	SL	2	↔		-	
	Violation of Protective Order	PV	1	▼	-50.0%	-1	
		Total		610	▼	-14.2%	-101
Juvenile	Custody Visitation	CV	376	▼	-24.0%	-119	
	Permanency Planning	PH	51	▼	-37.8%	-31	
	Child at Risk	RI	45	▲	+246.2%	+32	
	Terminate Parental Rights	TP	40	▲	+37.9%	+11	
	Foster Care Review	FC	34	▼	-34.6%	-18	
	Abuse and Neglect	AN	32	▲	+52.4%	+11	
	Truancy	TR	30	▼	-41.2%	-21	
	Initial Foster Care	IF	22	▼	-24.1%	-7	
	Motion - Protective Order	MP	19	▲	+850.0%	+17	
	Misdemeanor	DM	17	↔		-	
	Traffic	T	12	▼	-63.6%	-21	
	Entrustment	ET	10	▲	-	+10	
	Child In Need of Services	CS	7	↔		-	
	Voluntary Continuing Services and Support Agreen	VA	7	▲	+600.0%	+6	
	Status	ST	6	▼	-40.0%	-4	
	Paternity	PT	4	▼	-50.0%	-4	
	Remand Custody	RC	4	▼	-60.0%	-6	
	Remand Visitation	RV	4	▼	-66.7%	-8	
	Civil Violation	CI	3	▲	-	+3	
	Felony	DF	3	▼	-25.0%	-1	
	Non-Family Abuse Protective Order	AP	3	▼	-62.5%	-5	
	Relief of Custody	CR	3	↔		-	
	Emancipation	EP	2	▲	+100.0%	+1	
	Show Cause	SC	2	▲	-	+2	
	Capias	CA	1	▲	-	+1	
	Family Abuse - Protective Order	FP	0	▼	-100.0%	-2	
	Other	OT	0	▼	-100.0%	-1	
		Total		737	▼	-17.3%	-154
	GRAND TOTAL			1,347	▼	-15.9%	-255

* Compared to same time period as previous year

** Case Type Categories are defined in the 2017 Virginia Judicial Workload Assessment

The data reported reflect the case management system. The case types reported may not necessitate judicial involvement.

Filings by Major Case Category**

Category	Summary	Change	% Change	Absolute Change
Adult Criminal	304	▼	-9.8%	-33
Child Dependency	244	▲	+6.1%	+14
Child in Need of Services/Supervision	37	▼	-36.2%	-21
Custody and Visitation	380	▼	-24.5%	-123
Delinquency	23	▲	+9.5%	+2
Juvenile Miscellaneous	8	▲	-27.3%	-3
New to Workload Study	3	▲	-	+3
Other	175	▼	-15.5%	-32
Protective Orders	63	▲	-7.4%	-5
Support	98	▼	-26.9%	-36
Traffic	12	▼	-63.6%	-21
GRAND TOTAL	1,347	▼	-15.9%	-255

* Compared to same time period as previous year

** Case Type Categories are defined in the 2017 Virginia Judicial Workload Assessment

The data reported reflect the case management system. The case types reported may not necessitate judicial involvement.

2024 Overall GRAND TOTAL		Distribution of Caseload		Change*		Percentage (%) of Caseload		
835	-176 -17.4%	Adult	373 45%	-13.9% ▼	-60	Adult	42.8%	44.7%
2024		Juvenile	462 55%	-20.1% ▼	-116	Juvenile	57.2%	55.3%
2023		GRAND TOTAL	835 100%	-17.4% ▼	-176	GRAND TOTAL	100%	100%

Filings by Division & Code

Division	Case Type Description	Code	Summary	Change	% Change	Absolute Change
Adult	Misdemeanor	CM	84	▲	+7.7%	+6
	Other	OT	76	▼	+2.7%	+2
	Show Cause	SC	70	▼	-1.4%	-1
	Civil Support	VS	61	▼	-41.9%	-44
	Family Abuse - Protective Order	FP	35	▼	-14.6%	-6
	Capias	CA	31	▼	-27.9%	-12
	Felony	CF	8	▼	-38.5%	-5
	Motion - Protective Order	MP	5	↔		-
	Non-Family Abuse Protective Order	AP	1	↔		-
	Protective Order	PC	1	▲	-	+1
	Remand Support	RS	1	▼	-50.0%	-1
		Total		373	▼	-13.9%
Juvenile	Custody Visitation	CV	318	▼	-19.7%	-78
	Misdemeanor	DM	43	▲	+7.5%	+3
	Permanency Planning	PH	16	▼	-57.9%	-22
	Felony	DF	12	▲	+50.0%	+4
	Truancy	TR	12	▲	+71.4%	+5
	Initial Foster Care	IF	9	▼	-10.0%	-1
	Entrustment	ET	8	↔		-
	Status	ST	8	▼		-
	Child In Need of Services	CS	6	▼	-33.3%	-3
	Paternity	PT	5	▼	-16.7%	-1
	Terminate Parental Rights	TP	5	↔		-
	Foster Care Review	FC	4	▼	-55.6%	-5
	Traffic	T	4	▼	-73.3%	-11
	Abuse and Neglect	AN	3	▼	-50.0%	-3
	Child at Risk	RI	3	▲	-	+3
	Voluntary Continuing Services and Support Agree	VA	2	▲	-	+2
	Motion - Protective Order	MP	1	↔		-
	Other	OT	1	▲		-
	Relief of Custody	CR	1	▼	-50.0%	-1
	Show Cause	SC	1	▼	-66.7%	-2
	Emergency Custody Order	EC	0	▼	-100.0%	-2
	Mental Commitment	MC	0	▼	-100.0%	-1
	Qualified Residential Treatment	QR	0	▼	-100.0%	-1
	Remand Custody	RC	0	▼	-100.0%	-1
	Temporary Detention Order	TD	0	▼	-100.0%	-1
	Total		462	▼	-20.1%	-116
GRAND TOTAL			835	▼	-17.4%	-176

Filings by Major Case Category**

Category	Summary	Change	% Change	Absolute Change
Adult Criminal	159	▲	-7.0%	-12
Child Dependency	51	▲	-35.4%	-28
Child in Need of Services/Supervision	18	▼	+5.9%	+1
Custody and Visitation	323	▼	-19.7%	-79
Delinquency	56	▲	+12.0%	+6

* Compared to same time period as previous year

** Case Type Categories are defined in the 2017 Virginia Judicial Workload Assessment

The data reported reflect the case management system. The case types reported may not necessitate judicial involvement.

CPSS - JCMS CASELOAD STATISTICS OF THE JUVENILE & DOMESTIC RELATIONS DISTRICT COURTS
 January 2024 thru October 2024 Filings (Compared to January 2023 thru October 2023)

Dickenson

District: 29 FIPS: 051

Juvenile Miscellaneous	8	▼	-11.1%	-1
Other	78	▲	-3.7%	-3
Protective Orders	42	▼	-12.5%	-6
Support	96	▼	-30.9%	-43
Traffic	4	▼	-73.3%	-11
GRAND TOTAL	835	▼	-17.4%	-176

* Compared to same time period as previous year

** Case Type Categories are defined in the 2017 Virginia Judicial Workload Assessment

The data reported reflect the case management system. The case types reported may not necessitate judicial involvement.

2024 Overall GRAND TOTAL		Distribution of Caseload			Change*		Percentage (%) of Caseload		
2,012 +54 2.8% 	2024 2023	Adult	1,145	57%	-3.9% ▼	-47	Adult	2023: 60.9%	2024: 56.9%
		Juvenile	867	43%	13.2% ▲	+101	Juvenile	39.1%	43.1%
GRAND TOTAL		2,012	100%	2.8% ▲	+54	GRAND TOTAL	100%	100%	

Filings by Division & Code

Division	Case Type Description	Code	Summary	Change	% Change	Absolute Change	
Adult	Show Cause	SC	377	▲	-26.4%	-135	
	Misdemeanor	CM	230	▲	+37.7%	+63	
	Other	OT	188	▼	+3.3%	+6	
	Civil Support	VS	95	▼	-28.0%	-37	
	Felony	CF	77	▲	+148.4%	+46	
	Family Abuse - Protective Order	FP	63	▼	-10.0%	-7	
	Capias	CA	57	▲	+11.8%	+6	
	Remand Support	RS	19	▲	+35.7%	+5	
	Motion - Protective Order	MP	16	▲	+45.5%	+5	
	Bond Forfeiture	BF	8	▼	-33.3%	-4	
	Violation of Protective Order	PV	8	▲	+60.0%	+3	
	Non-Family Abuse Protective Order	AP	7	▲	+40.0%	+2	
	Total			1,145	▼	-3.9%	-47
Juvenile	Custody Visitation	CV	405	▼	-1.9%	-8	
	Misdemeanor	DM	79	▲	+83.7%	+36	
	Permanency Planning	PH	48	▼	-38.5%	-30	
	Foster Care Review	FC	45	▲	+50.0%	+15	
	Abuse and Neglect	AN	41	▲	+46.4%	+13	
	Traffic	T	32	▲	+45.5%	+10	
	Entrustment	ET	31	▲	+158.3%	+19	
	Terminate Parental Rights	TP	31	▲	+520.0%	+26	
	Initial Foster Care	IF	28	▲	+75.0%	+12	
	Remand Custody	RC	23	▲	+76.9%	+10	
	Remand Visitation	RV	23	▲	+76.9%	+10	
	Motion - Protective Order	MP	14	▼	-12.5%	-2	
	Truancy	TR	14	▼	-39.1%	-9	
	Relief of Custody	CR	7	▲	+250.0%	+5	
	Status	ST	7	▼	-12.5%	-1	
	Temporary Detention Order	TD	7	▲	+133.3%	+4	
	Child In Need of Services	CS	5	▲	+66.7%	+2	
	Felony	DF	5	▲	+25.0%	+1	
	Other	OT	4	▲	+100.0%	+2	
	Paternity	PT	4	▼	-55.6%	-5	
	Voluntary Continuing Services and Support Agreen	VA	4	▼	-20.0%	-1	
	Show Cause	SC	3	▲	-40.0%	-2	
	Emergency Custody Order	EC	2	▼	-33.3%	-1	
	Mental Commitment	MC	2	▲	-	+2	
	Non-Family Abuse Protective Order	AP	2	▼	-33.3%	-1	
	Capias	CA	1	↔	-	-	
	Child at Risk	RI	0	▼	-100.0%	-1	
	Civil Violation	CI	0	▼	-100.0%	-4	
	Qualified Residential Treatment	QR	0	▼	-100.0%	-1	
	Total			867	▲	13.2%	+101
	GRAND TOTAL			2,012	▲	2.8%	+54

* Compared to same time period as previous year

** Case Type Categories are defined in the 2017 Virginia Judicial Workload Assessment

The data reported reflect the case management system. The case types reported may not necessitate judicial involvement.

Filings by Major Case Category**

Category	Summary	Change	% Change	Absolute Change
Adult Criminal	646	▲	-7.7%	-54
Child Dependency	235	▲	+32.0%	+57
Child in Need of Services/Supervision	19	▼	-38.7%	-12
Custody and Visitation	409	▼	-3.1%	-13
Delinquency	88	▲	+83.3%	+40
Juvenile Miscellaneous	7	▼	-12.5%	-1
New to Workload Study	0	▼	-100.0%	-4
Other	268	▲	+16.5%	+38
Protective Orders	102	▲	-2.9%	-3
Support	206	▲	-1.9%	-4
Traffic	32	▲	+45.5%	+10
GRAND TOTAL	2,012	▲	2.8%	+54

* Compared to same time period as previous year

** Case Type Categories are defined in the 2017 Virginia Judicial Workload Assessment

The data reported reflect the case management system. The case types reported may not necessitate judicial involvement.

2024 Overall GRAND TOTAL		Distribution of Caseload			Change*		Percentage (%) of Caseload		
2,554	-281 -9.9%	Adult	1,361	53%	-1.4%	-19	Adult	48.7%	53.3%
2024		Juvenile	1,193	47%	-18.0%	-262	Juvenile	51.3%	46.7%
2023		GRAND TOTAL	2,554	100%	-9.9%	-281	GRAND TOTAL	100%	100%

Filings by Division & Code

Division	Case Type Description	Code	Summary	Change	% Change	Absolute Change	
Adult	Misdemeanor	CM	375	▲	+21.8%	+67	
	Other	OT	295	▲	-4.8%	-15	
	Show Cause	SC	214	▼	-13.4%	-33	
	Civil Support	VS	166	▼	-4.6%	-8	
	Felony	CF	117	▼	-11.4%	-15	
	Family Abuse - Protective Order	FP	83	▼	-10.8%	-10	
	Capias	CA	76	▼	-11.6%	-10	
	Motion - Protective Order	MP	16	▼	-11.1%	-2	
	Remand Support	RS	9	▲	+28.6%	+2	
	Non-Family Abuse Protective Order	AP	8	▲	+60.0%	+3	
	Restricted License for Non-Support	SL	2	▲	-	+2	
		Total		1,361	▼	-1.4%	-19
Juvenile	Custody Visitation	CV	701	▼	-17.3%	-147	
	Motion - Protective Order	MP	78	▲	+1.3%	+1	
	Misdemeanor	DM	63	▼	-20.3%	-16	
	Traffic	T	53	▼	-3.6%	-2	
	Abuse and Neglect	AN	43	▼	-60.9%	-67	
	Remand Custody	RC	36	▲	+38.5%	+10	
	Foster Care Review	FC	34	▲	+88.9%	+16	
	Permanency Planning	PH	33	▼	-40.0%	-22	
	Terminate Parental Rights	TP	24	▲	+4.3%	+1	
	Initial Foster Care	IF	20	▼	-4.8%	-1	
	Status	ST	20	▲	+42.9%	+6	
	Felony	DF	17	↔	-	-	
	Truancy	TR	15	▼	-6.3%	-1	
	Paternity	PT	12	▼	-42.9%	-9	
	Show Cause	SC	9	▲	+125.0%	+5	
	Other	OT	7	↔	-	-	
	Relief of Custody	CR	5	▲	+66.7%	+2	
	Voluntary Continuing Services and Support Agreen	VA	5	↔	-	-	
	Child In Need of Services	CS	4	▼	-20.0%	-1	
	Entrustment	ET	4	▼	-77.8%	-14	
	Non-Family Abuse Protective Order	AP	3	▼	-72.7%	-8	
	Temporary Detention Order	TD	3	▼	-70.0%	-7	
	Child at Risk	RI	2	▲	-	+2	
	Emergency Custody Order	EC	1	▼	-83.3%	-5	
	Juvenile Support	JS	1	▲	-	+1	
	Civil Violation	CI	0	▼	-100.0%	-1	
	Family Abuse - Protective Order	FP	0	▼	-100.0%	-1	
	Mental Commitment	MC	0	▼	-100.0%	-2	
	Protective Order	PC	0	▼	-100.0%	-1	
	Qualified Residential Treatment	QR	0	▼	-100.0%	-1	
		Total		1,193	▼	-18.0%	-262
	GRAND TOTAL			2,554	▼	-9.9%	-281

* Compared to same time period as previous year

** Case Type Categories are defined in the 2017 Virginia Judicial Workload Assessment

The data reported reflect the case management system. The case types reported may not necessitate judicial involvement.

Filings by Major Case Category**

Category	Summary	Change	% Change	Absolute Change
Adult Criminal	703	▼		0
Child Dependency	170	▲	-33.1%	-84
Child in Need of Services/Supervision	19	▼	-9.5%	-2
Custody and Visitation	713	▼	-18.0%	-156
Delinquency	89	▲	-11.9%	-12
Juvenile Miscellaneous	20	▲	+42.9%	+6
New to Workload Study	0	▼	-100.0%	-1
Other	351	▼	-4.6%	-17
Protective Orders	188	▼	-8.3%	-17
Support	248	▲	+1.6%	+4
Traffic	53	▼	-3.6%	-2
GRAND TOTAL	2,554	▼	-9.9%	-281

* Compared to same time period as previous year

** Case Type Categories are defined in the 2017 Virginia Judicial Workload Assessment

The data reported reflect the case management system. The case types reported may not necessitate judicial involvement.

2024 Overall GRAND TOTAL		Distribution of Caseload		Change*		Percentage (%) of Caseload		
1,382	-138 -9.1%	Adult	663 48%	-9.8% ▼	-72	Adult	48.4%	48.0%
2024		Juvenile	719 52%	-8.4% ▼	-66	Juvenile	51.6%	52.0%
2023		GRAND TOTAL	1,382 100%	-9.1% ▼	-138	GRAND TOTAL	100%	100%

Filings by Division & Code

Division	Case Type Description	Code	Summary	Change	% Change	Absolute Change	
Adult	Other	OT	154	▲	+1.3%	+2	
	Misdemeanor	CM	132	▼	-27.5%	-50	
	Show Cause	SC	128	▼	-12.9%	-19	
	Civil Support	VS	74	▼	-8.6%	-7	
	Capias	CA	61	▲	+60.5%	+23	
	Family Abuse - Protective Order	FP	52	▼	-29.7%	-22	
	Felony	CF	23	▲	+15.0%	+3	
	Remand Support	RS	20	▲	+17.6%	+3	
	Motion - Protective Order	MP	10	▲	+11.1%	+1	
	Non-Family Abuse Protective Order	AP	8	▼	-20.0%	-2	
	Restricted License for Non-Support	SL	1	▼	-50.0%	-1	
	Bond Forfeiture	BF	0	▼	-100.0%	-2	
	Protective Order	PC	0	▼	-100.0%	-1	
	Total		663	▼	-9.8%	-72	
Juvenile	Custody Visitation	CV	305	▼	-21.6%	-84	
	Traffic	T	55	▲	+10.0%	+5	
	Foster Care Review	FC	54	▲	+63.6%	+21	
	Permanency Planning	PH	54	▼	-6.9%	-4	
	Abuse and Neglect	AN	52	▼	-8.8%	-5	
	Misdemeanor	DM	42	▼	-2.3%	-1	
	Remand Custody	RC	32	▲	+14.3%	+4	
	Initial Foster Care	IF	29	▲	+38.1%	+8	
	Terminate Parental Rights	TP	18	▼	-52.6%	-20	
	Truancy	TR	15	▼	-6.3%	-1	
	Remand Visitation	RV	12	▲	+50.0%	+4	
	Show Cause	SC	8	▲	+100.0%	+4	
	Paternity	PT	7	▲	+75.0%	+3	
	Non-Family Abuse Protective Order	AP	6	▲	+200.0%	+4	
	Felony	DF	5	▼	-58.3%	-7	
	Entrustment	ET	4	▲	-	+4	
	Other	OT	4	▲	+100.0%	+2	
	Child In Need of Services	CS	3	▼	-25.0%	-1	
	Relief of Custody	CR	3	▲	+50.0%	+1	
	Status	ST	3	▲	-50.0%	-3	
	Voluntary Continuing Services and Support Agree	VA	3	▲	-	+3	
	Restoration of Parental Rights	RR	2	▲	-	+2	
	Emancipation	EP	1	▲	-	+1	
	Emergency Custody Order	EC	1	▼	-50.0%	-1	
	Temporary Detention Order	TD	1	▼	-50.0%	-1	
	Capias	CA	0	▼	-100.0%	-1	
	Child at Risk	RI	0	▼	-100.0%	-1	
	Qualified Residential Treatment	QR	0	▼	-100.0%	-2	
		Total		719	▼	-8.4%	-66
	GRAND TOTAL			1,382	▼	-9.1%	-138

* Compared to same time period as previous year

** Case Type Categories are defined in the 2017 Virginia Judicial Workload Assessment

The data reported reflect the case management system. The case types reported may not necessitate judicial involvement.

Filings by Major Case Category**

Category	Summary	Change	% Change	Absolute Change
Adult Criminal	247	▼	-21.8%	-69
Child Dependency	217	▲	+2.4%	+5
Child in Need of Services/Supervision	22	▲	+10.0%	+2
Custody and Visitation	312	▲	-20.6%	-81
Delinquency	51	▼	-15.0%	-9
Juvenile Miscellaneous	4	▲	-33.3%	-2
Other	226	▲	+7.1%	+15
Protective Orders	76	▲	-20.0%	-19
Support	172	▲	+9.6%	+15
Traffic	55	▲	+10.0%	+5
GRAND TOTAL	1,382	▼	-9.1%	-138

* Compared to same time period as previous year

** Case Type Categories are defined in the 2017 Virginia Judicial Workload Assessment

The data reported reflect the case management system. The case types reported may not necessitate judicial involvement.

2024 Overall GRAND TOTAL	Distribution of Caseload	Change*	Percentage (%) of Caseload																											
1,156 +7 0.6% 	<table border="1"> <tr> <td>Adult</td> <td>449</td> <td>39%</td> <td>-1.3% ▼</td> <td>-6</td> </tr> <tr> <td>Juvenile</td> <td>707</td> <td>61%</td> <td>1.9% ▲</td> <td>+13</td> </tr> <tr> <td>GRAND TOTAL</td> <td>1,156</td> <td>100%</td> <td>0.6% ▲</td> <td>+7</td> </tr> </table>	Adult	449	39%	-1.3% ▼	-6	Juvenile	707	61%	1.9% ▲	+13	GRAND TOTAL	1,156	100%	0.6% ▲	+7		<table border="1"> <tr> <td></td> <td>2023</td> <td>2024</td> </tr> <tr> <td>Adult</td> <td>39.6%</td> <td>38.8%</td> </tr> <tr> <td>Juvenile</td> <td>60.4%</td> <td>61.2%</td> </tr> <tr> <td>GRAND TOTAL</td> <td>100%</td> <td>100%</td> </tr> </table>		2023	2024	Adult	39.6%	38.8%	Juvenile	60.4%	61.2%	GRAND TOTAL	100%	100%
Adult	449	39%	-1.3% ▼	-6																										
Juvenile	707	61%	1.9% ▲	+13																										
GRAND TOTAL	1,156	100%	0.6% ▲	+7																										
	2023	2024																												
Adult	39.6%	38.8%																												
Juvenile	60.4%	61.2%																												
GRAND TOTAL	100%	100%																												

Filings by Division & Code

Division	Case Type Description	Code	Summary	Change	% Change	Absolute Change	
Adult	Other	OT	100	▲	+31.6%	+24	
	Misdemeanor	CM	86	▼	-40.7%	-59	
	Show Cause	SC	68	▲	+23.6%	+13	
	Civil Support	VS	65	▲	+97.0%	+32	
	Felony	CF	47	▲	+42.4%	+14	
	Family Abuse - Protective Order	FP	35	▼	-16.7%	-7	
	Capias	CA	29	▼	-23.7%	-9	
	Motion - Protective Order	MP	9	▲	+12.5%	+1	
	Remand Support	RS	7	▼	-58.8%	-10	
	Non-Family Abuse Protective Order	AP	3	▼	-57.1%	-4	
	Restricted License for Non-Support	SL	0	▼	-100.0%	-1	
	Total		449	▼	-1.3%	-6	
Juvenile	Custody Visitation	CV	280	▼	-1.8%	-5	
	Misdemeanor	DM	149	▲	+73.3%	+63	
	Traffic	T	81	▲	+37.3%	+22	
	Permanency Planning	PH	33	▼	-2.9%	-1	
	Foster Care Review	FC	26	▼	-10.3%	-3	
	Truancy	TR	22	▲	+29.4%	+5	
	Terminate Parental Rights	TP	18	▲	+50.0%	+6	
	Remand Custody	RC	16	▼	-42.9%	-12	
	Remand Visitation	RV	16	▼	-42.9%	-12	
	Abuse and Neglect	AN	15	▼	-34.8%	-8	
	Felony	DF	12	▼	-62.5%	-20	
	Initial Foster Care	IF	12	▼	-45.5%	-10	
	Child In Need of Services	CS	9	▼	-25.0%	-3	
	Paternity	PT	9	▲	+200.0%	+6	
	Voluntary Continuing Services and Support Agree	VA	3	↔		-	
	Capias	CA	2	▲	+100.0%	+1	
	Non-Family Abuse Protective Order	AP	2	▼	-33.3%	-1	
	Civil Violation	CI	1	▼	-50.0%	-1	
	Show Cause	SC	1	↔		-	
	Emergency Custody Order	EC	0	▼	-100.0%	-1	
	Other	OT	0	▼	-100.0%	-2	
	Relief of Custody	CR	0	▼	-100.0%	-3	
	Status	ST	0	▼	-100.0%	-7	
	Temporary Detention Order	TD	0	▼	-100.0%	-1	
		Total		707	▲	1.9%	+13
		GRAND TOTAL		1,156	▲	0.6%	+7

Filings by Major Case Category**

Category	Summary	Change	% Change	Absolute Change
Adult Criminal	193	▼	-21.9%	-54
Child Dependency	107	▼	-15.1%	-19
Child in Need of Services/Supervision	31	▲	+6.9%	+2
Custody and Visitation	290	▲	+0.7%	+2
Delinquency	163	▲	+35.8%	+43
Juvenile Miscellaneous	0	▼	-100.0%	-7

* Compared to same time period as previous year

** Case Type Categories are defined in the 2017 Virginia Judicial Workload Assessment

The data reported reflect the case management system. The case types reported may not necessitate judicial involvement.

CPSS - JCMS CASELOAD STATISTICS OF THE JUVENILE & DOMESTIC RELATIONS DISTRICT COURTS
 January 2024 thru October 2024 Filings (Compared to January 2023 thru October 2023)

Scott

District: 30 FIPS: 169

New to Workload Study	1	▼	-50.0%	-1
Other	139	▼	-9.2%	-14
Protective Orders	49	▼	-18.3%	-11
Support	102	▲	+75.9%	+44
Traffic	81	▲	+37.3%	+22
GRAND TOTAL	1,156	▲	0.6%	+7

* Compared to same time period as previous year

** Case Type Categories are defined in the 2017 Virginia Judicial Workload Assessment

The data reported reflect the case management system. The case types reported may not necessitate judicial involvement.

2024 Overall GRAND TOTAL		Distribution of Caseload			Change*		Percentage (%) of Caseload		
3,207 +240 8.1% 	2024 2023	Adult	1,597	50%	15.1% ▲	+210	Adult	46.7%	49.8%
		Juvenile	1,610	50%	1.9% ▲	+30	Juvenile	53.3%	50.2%
GRAND TOTAL		3,207	100%	8.1% ▲	+240	GRAND TOTAL	100%	100%	

Filings by Division & Code

Division	Case Type Description	Code	Summary	Change	% Change	Absolute Change
Adult	Misdemeanor	CM	366	▼	-0.3%	-1
	Other	OT	344	▲	+3.6%	+12
	Show Cause	SC	274	▲	+51.4%	+93
	Civil Support	VS	198	▲	+15.8%	+27
	Family Abuse - Protective Order	FP	163	▲	+43.0%	+49
	Felony	CF	132	▲	+37.5%	+36
	Capias	CA	76	▲	+4.1%	+3
	Motion - Protective Order	MP	20	▼	-13.0%	-3
	Non-Family Abuse Protective Order	AP	20	▼	-20.0%	-5
	Remand Support	RS	3	↔		-
	Restricted License for Non-Support	SL	1	↔		-
	Protective Order	PC	0	▼	-100.0%	-1
	Total			1,597	▲	15.1%
Juvenile	Custody Visitation	CV	1,025	▲	+2.4%	+24
	Misdemeanor	DM	119	▼	-11.9%	-16
	Foster Care Review	FC	58	▼	-10.8%	-7
	Permanency Planning	PH	55	▲	+25.0%	+11
	Abuse and Neglect	AN	49	▼	-16.9%	-10
	Terminate Parental Rights	TP	49	▲	+44.1%	+15
	Truancy	TR	44	▲	+33.3%	+11
	Initial Foster Care	IF	36	▼	-16.3%	-7
	Felony	DF	30	▲	+130.8%	+17
	Traffic	T	29	▼	-19.4%	-7
	Non-Family Abuse Protective Order	AP	28	▲	+211.1%	+19
	Entrustment	ET	19	▲	+72.7%	+8
	Child at Risk	RI	16	▼	-51.5%	-17
	Relief of Custody	CR	14	▲	+180.0%	+9
	Other	OT	9	▲	+800.0%	+8
	Status	ST	8	▼	-80.0%	-32
	Child In Need of Services	CS	5	▲	+25.0%	+1
	Show Cause	SC	5	▲	+25.0%	+1
	Voluntary Continuing Services and Support Agree	VA	5	▼	-28.6%	-2
	Capias	CA	3	▲	+200.0%	+2
	Family Abuse - Protective Order	FP	1	▲	-	+1
	Motion - Protective Order	MP	1	▲	-	+1
	Paternity	PT	1	▲	-	+1
	Remand Visitation	RV	1	▲	-	+1
	Emancipation	EP	0	▼	-100.0%	-2
Total			1,610	▲	1.9%	+30
GRAND TOTAL			3,207	▲	8.1%	+240

Filings by Major Case Category**

Category	Summary	Change	% Change	Absolute Change
Adult Criminal	708	▼	+7.1%	+47
Child Dependency	301	▲		0
Child in Need of Services/Supervision	51	▲	+37.8%	+14
Custody and Visitation	1,026	▲	+2.5%	+25

* Compared to same time period as previous year ** Case Type Categories are defined in the 2017 Virginia Judicial Workload Assessment

The data reported reflect the case management system. The case types reported may not necessitate judicial involvement.

CPSS - JCMS CASELOAD STATISTICS OF THE JUVENILE & DOMESTIC RELATIONS DISTRICT COURTS
 January 2024 thru October 2024 Filings (Compared to January 2023 thru October 2023)

Wise

District: 30 FIPS: 195

Delinquency	155	▲	+1.3%	+2
Juvenile Miscellaneous	8	▼	-81.0%	-34
Other	357	▲	+6.3%	+21
Protective Orders	233	▲	+36.3%	+62
Support	339	▲	+48.0%	+110
Traffic	29	▼	-19.4%	-7
GRAND TOTAL	3,207	▲	8.1%	+240

* Compared to same time period as previous year

** Case Type Categories are defined in the 2017 Virginia Judicial Workload Assessment

The data reported reflect the case management system. The case types reported may not necessitate judicial involvement.

2024 Overall GRAND TOTAL		Distribution of Caseload			Change*		Percentage (%) of Caseload		
15,961 +429 2.8% 		Adult	8,213	51%	2.6% ▲	+207	Adult	51.5%	51.5%
		Juvenile	7,748	49%	2.9% ▲	+222	Juvenile	48.5%	48.5%
		GRAND TOTAL	15,961	100%	2.8% ▲	+429	GRAND TOTAL	100%	100%

Filings by Division & Code

Division	Case Type Description	Code	Summary	Change	% Change	Absolute Change
Adult	Misdemeanor	CM	2,221	▲	+5.0%	+106
	Other	OT	1,535	▼	-5.8%	-94
	Civil Support	VS	1,295	▲	+0.4%	+5
	Show Cause	SC	1,103	▲	+9.6%	+97
	Felony	CF	681	▼	-0.1%	-1
	Family Abuse - Protective Order	FP	598	▲	+10.3%	+56
	Capias	CA	587	▼	+5.8%	+32
	Remand Support	RS	55	▼	-1.8%	-1
	Non-Family Abuse Protective Order	AP	43	▲	+53.6%	+15
	Motion - Protective Order	MP	42	▼	-25.0%	-14
	Violation of Protective Order	PV	31	▲	+3.3%	+1
	Protective Order	PC	17	▲	+112.5%	+9
	Restricted License for Non-Support	SL	5	▲	+25.0%	+1
	Bond Forfeiture	BF	0	▼	-100.0%	-2
	Criminal Support	CS	0	▼	-100.0%	-2
Violation Family Abuse Protective Order	PS	0	▼	-100.0%	-1	
	Total		8,213	▲	2.6%	+207
Juvenile	Custody Visitation	CV	3,882	▼	-3.6%	-145
	Misdemeanor	DM	1,523	▲	+25.2%	+307
	Traffic	T	863	▲	+16.0%	+119
	Felony	DF	417	▼	-9.3%	-43
	Abuse and Neglect	AN	126	▲	+22.3%	+23
	Status	ST	122	▼	+47.0%	+39
	Motion - Protective Order	MP	110	▼	-27.6%	-42
	Remand Custody	RC	93	▼	-3.1%	-3
	Truancy	TR	93	▼	-34.0%	-48
	Remand Visitation	RV	90	▼	-5.3%	-5
	Non-Family Abuse Protective Order	AP	84	▲	+211.1%	+57
	Permanency Planning	PH	75	▲	+8.7%	+6
	Paternity	PT	67	▼	-16.3%	-13
	Foster Care Review	FC	58	▲	+3.6%	+2
	Child In Need of Services	CS	47	▼	-13.0%	-7
	Initial Foster Care	IF	28	▼	-17.6%	-6
	Terminate Parental Rights	TP	28	▼	-22.2%	-8
	Voluntary Continuing Services and Support Agreem	VA	11	▼	-8.3%	-1
	Family Abuse - Protective Order	FP	5	▲	+150.0%	+3
	Other	OT	5	▲	-58.3%	-7
	Show Cause	SC	4	▲	-	+4
	Violation Family Abuse Protective Order	PS	4	▲	-	+4
	Mental Commitment	MC	3	▼	-62.5%	-5
	Temporary Detention Order	TD	3	▼	-62.5%	-5
	Capias	CA	2	↔	-	-
	Child at Risk	RI	2	▲	+100.0%	+1
	Emancipation	EP	2	▲	+100.0%	+1
	Juvenile Support	JS	1	▲	-	+1
	Civil Violation	CI	0	▼	-100.0%	-1
	Entrustment	ET	0	▼	-100.0%	-3
	Qualified Residential Treatment	QR	0	▼	-100.0%	-2
	Relief of Custody	CR	0	▼	-100.0%	-1
	Total		7,748	▲	2.9%	+222

* Compared to same time period as previous year ** Case Type Categories are defined in the 2017 Virginia Judicial Workload Assessment

The data reported reflect the case management system. The case types reported may not necessitate judicial involvement.

	Summary	Change	% Change	Absolute Change
GRAND TOTAL	15,961	▲	2.8%	+429

Filings by Major Case Category**

Category	Summary	Change	% Change	Absolute Change
Adult Criminal	4,317	▼	+4.9%	+202
Child Dependency	328	▼	+3.5%	+11
Child in Need of Services/Supervision	144	▲	-26.2%	-51
Custody and Visitation	3,949	▼	-3.8%	-158
Delinquency	1,946	▲	+16.0%	+268
Juvenile Miscellaneous	125	▲	+48.8%	+41
New to Workload Study	0	▼	-100.0%	-1
Other	1,783	▼	-6.4%	-121
Protective Orders	882	▲	+9.3%	+75
Support	1,624	▲	+2.8%	+44
Traffic	863	▲	+16.0%	+119
GRAND TOTAL	15,961	▲	2.8%	+429

* Compared to same time period as previous year

** Case Type Categories are defined in the 2017 Virginia Judicial Workload Assessment

The data reported reflect the case management system. The case types reported may not necessitate judicial involvement.

CPSS - JCMS CASELOAD STATISTICS OF THE JUVENILE & DOMESTIC RELATIONS DISTRICT COURTS
 January 2024 thru October 2024 Filings (Compared to January 2023 thru October 2023)

New to Workload Study	2	▼	-60.0%	-3
Other	153	▲	+4.8%	+7
Protective Orders	54	▲	-20.6%	-14
Support	128	▲	-6.6%	-9
Traffic	56	▲	+69.7%	+23
GRAND TOTAL	1,297	▲	7.4%	+89

* Compared to same time period as previous year

** Case Type Categories are defined in the 2017 Virginia Judicial Workload Assessment

The data reported reflect the case management system. The case types reported may not necessitate judicial involvement.

2024 Overall GRAND TOTAL		Distribution of Caseload		Change*		Percentage (%) of Caseload			
604 +97 19.1% 		Adult	288	48%	20.5% ▲	+49	Adult	47.1%	47.7%
		Juvenile	316	52%	17.9% ▲	+48	Juvenile	52.9%	52.3%
		GRAND TOTAL	604	100%	19.1% ▲	+97	GRAND TOTAL	100%	100%

Filings by Division & Code

Division	Case Type Description	Code	Summary	Change	% Change	Absolute Change
Adult	Misdemeanor	CM	88	▲	+46.7%	+28
	Other	OT	67	▲	+15.5%	+9
	Civil Support	VS	44	▲	+2.3%	+1
	Show Cause	SC	39	▲	+44.4%	+12
	Felony	CF	22	▲	+22.2%	+4
	Family Abuse - Protective Order	FP	19	▲	+35.7%	+5
	Capias	CA	7	▼	-30.0%	-3
	Motion - Protective Order	MP	1	▼	-50.0%	-1
	Remand Support	RS	1	▼	-66.7%	-2
	Non-Family Abuse Protective Order	AP	0	▼	-100.0%	-4
	Total		288	▲	20.5%	+49
Juvenile	Custody Visitation	CV	155	▲	+27.0%	+33
	Misdemeanor	DM	68	▲	+38.8%	+19
	Traffic	T	42	▲	+13.5%	+5
	Abuse and Neglect	AN	14	▲	+366.7%	+11
	Felony	DF	7	▲	+250.0%	+5
	Child In Need of Services	CS	5	▲	-	+5
	Remand Custody	RC	5	▼	-16.7%	-1
	Remand Visitation	RV	5	▼	-16.7%	-1
	Truancy	TR	5	▼	-64.3%	-9
	Status	ST	3	▼	-57.1%	-4
	Foster Care Review	FC	2	▼	-77.8%	-7
	Initial Foster Care	IF	2	↔	-	-
	Mental Commitment	MC	1	▲	-	+1
	Special Immigrant Juvenile Status	SI	1	▲	-	+1
	Temporary Detention Order	TD	1	▼	-50.0%	-1
	Family Abuse - Protective Order	FP	0	▼	-100.0%	-1
	Other	OT	0	▼	-100.0%	-3
	Paternity	PT	0	▼	-100.0%	-5
	Total		316	▲	17.9%	+48
GRAND TOTAL			604	▲	19.1%	+97

Filings by Major Case Category**

Category	Summary	Change	% Change	Absolute Change
Adult Criminal	142	▲	+27.9%	+31
Child Dependency	18	▲	+28.6%	+4
Child in Need of Services/Supervision	10	▲	-28.6%	-4
Custody and Visitation	155	▼	+22.0%	+28
Delinquency	75	▲	+47.1%	+24
Juvenile Miscellaneous	3	▼	-57.1%	-4
New to Workload Study	1	▲	-	+1
Other	80	▲	+2.6%	+2
Protective Orders	20	▼	-4.8%	-1
Support	58	▲	+23.4%	+11
Traffic	42	▲	+13.5%	+5

* Compared to same time period as previous year ** Case Type Categories are defined in the 2017 Virginia Judicial Workload Assessment

The data reported reflect the case management system. The case types reported may not necessitate judicial involvement.

GRAND TOTAL

604

▲

19.1%

+97

* Compared to same time period as previous year

** Case Type Categories are defined in the 2017 Virginia Judicial Workload Assessment

The data reported reflect the case management system. The case types reported may not necessitate judicial involvement.