

2024 Overall GRAND TOTAL		Distribution of Caseload			Change*		Percentage (%) of Caseload		
434,179	-896 -0.2%	Adult	226,449	52%	0.5% ▲	+1,046	Adult	51.8%	52.2%
		Juvenile	207,730	48%	-0.9% ▼	-1,942	Juvenile	48.2%	47.8%
		GRAND TOTAL	434,179	100%	-0.2% ▼	-896	GRAND TOTAL	100%	100%

Dispositions by Division & Code

Division	Case Type Description	Code	Summary	Change	% Change	Absolute Change
Adult	Misdemeanor	CM	51,128	▲	+1.7%	+847
	Civil Support	VS	39,897	▲	+0.2%	+79
	Show Cause	SC	39,493	▲	+5.3%	+2,004
	Other	OT	38,223	▼	-3.9%	-1,564
	Family Abuse - Protective Order	FP	16,964	▲	+0.0%	+1
	Felony	CF	16,517	▲	+5.8%	+912
	Capias	CA	15,647	▲	-2.2%	-354
	Remand Support	RS	3,236	▼	-19.9%	-804
	Motion - Protective Order	MP	2,285	▼	-1.6%	-38
	Non-Family Abuse Protective Order	AP	1,428	▼	-4.9%	-74
	Violation of Protective Order	PV	1,080	▲	+4.1%	+43
	Protective Order	PC	187	▼	-6.5%	-13
	Restricted License for Non-Support	SL	187	▲	+14.7%	+24
	Bond Forfeiture	BF	73	▼	-29.1%	-30
	Violation Family Abuse Protective Order	PS	67	▲	+31.4%	+16
	Criminal Support	CS	16	▼	-42.9%	-12
	Emergency Custody Order	EC	9	▲	+350.0%	+7
	Return of Desposit (Bondsman)	RD	8	▲	+300.0%	+6
	Emergency Substantial Risk Order	SR	2	▼	-50.0%	-2
	Mental Commitment	MC	1	↔		-
Temporary Detention Order	TD	1	▼	-66.7%	-2	
	Total		226,449	▲	0.5%	+1,046
Juvenile	Custody Visitation	CV	114,028	▼	-4.2%	-5,019
	Misdemeanor	DM	22,390	▲	+17.0%	+3,253
	Traffic	T	10,783	▼	-0.3%	-30
	Felony	DF	8,092	▲	+10.6%	+774
	Status	ST	5,247	▼	-6.6%	-373
	Abuse and Neglect	AN	5,128	▼	-6.5%	-358
	Remand Custody	RC	4,628	▼	-18.2%	-1,032
	Permanency Planning	PH	4,207	▲	+3.8%	+154
	Remand Visitation	RV	4,170	▼	-18.5%	-948
	Foster Care Review	FC	3,856	▲	+2.9%	+107
	Paternity	PT	3,600	▼	-2.5%	-94
	Truancy	TR	2,622	▲	+15.6%	+353
	Initial Foster Care	IF	2,259	▲	+10.1%	+207
	Motion - Protective Order	MP	1,956	▲	+6.7%	+122
	Terminate Parental Rights	TP	1,800	▼	-0.8%	-15
	Show Cause	SC	1,692	▲	+17.1%	+247
	Non-Family Abuse Protective Order	AP	1,615	▲	+6.4%	+97
	Special Immigrant Juvenile Status	SI	1,472	▲	+53.8%	+515
	Temporary Detention Order	TD	1,458	▼	-10.7%	-174
	Child In Need of Services	CS	1,330	▲	+10.4%	+125
	Civil Violation	CI	908	▲	+14.1%	+112
	Mental Commitment	MC	864	▼	-7.8%	-73
	Voluntary Continuing Services and Support Agree	VA	635	▲	+17.2%	+93
	Other	OT	621	▲	+13.5%	+74
	Emergency Custody Order	EC	609	▼	-15.5%	-112
	Capias	CA	414	▲	+3.5%	+14
	Entrustment	ET	398	▲	+32.7%	+98
	Relief of Custody	CR	377	▲	+4.7%	+17
	Child at Risk	RI	264	▲	+8.6%	+21

* Compared to same time period as previous year

** Case Type Categories are defined in the 2017 Virginia Judicial Workload Assessment

The data reported reflect the case management system. The case types reported may not necessitate judicial involvement.

			Summary	Change	% Change	Absolute Change
Juvenile	Family Abuse - Protective Order	FP	201	▲	+41.5%	+59
	Emancipation	EP	46	▼	-20.7%	-12
	Juvenile Support	JS	17	▲	+70.0%	+7
	Restoration of Parental Rights	RR	14	▲	+180.0%	+9
	Violation Family Abuse Protective Order	PS	13	▲	+160.0%	+8
	Protective Order	PC	6	▼	-64.7%	-11
	Qualified Residential Treatment	QR	4	▼	-97.5%	-153
	Restricted Operators License	RL	3	▼	-40.0%	-2
	Violation of Protective Order	PV	3	▼	-40.0%	-2
	Total		207,730	▼	-0.9%	-1,942
GRAND TOTAL			434,179	▼	-0.2%	-896

Dispositions by Major Case Category**

Category			Summary	Change	% Change	Absolute Change
Adult Criminal			106,852	▲	+1.5%	+1,588
Child Dependency			18,928	▼	+0.9%	+171
Child in Need of Services/Supervision			4,123	▲	+14.0%	+506
Custody and Visitation			117,645	▼	-4.2%	-5,112
Delinquency			32,422	▲	+15.1%	+4,254
Juvenile Miscellaneous			5,304	▲	-6.7%	-378
New to Workload Study			2,382	▲	+35.6%	+625
Other			53,831	▲	-7.9%	-4,620
Protective Orders			24,449	▲	+0.7%	+167
Support			57,457	▲	+3.5%	+1,935
Traffic			10,786	▼	-0.3%	-32
GRAND TOTAL			434,179	▼	-0.2%	-896

* Compared to same time period as previous year
 ** Case Type Categories are defined in the 2017 Virginia Judicial Workload Assessment
 The data reported reflect the case management system. The case types reported may not necessitate judicial involvement.

2024 Overall GRAND TOTAL		Distribution of Caseload			Change*		Percentage (%) of Caseload		
15,064	-264 -1.7%	Adult	8,474	56%	2.5% ▲	+210	Adult	53.9%	56.3%
2024		Juvenile	6,590	44%	-6.7% ▼	-474	Juvenile	46.1%	43.7%
2023		GRAND TOTAL	15,064	100%	-1.7% ▼	-264	GRAND TOTAL	100%	100%

Dispositions by Division & Code

Division	Case Type Description	Code	Summary	Change	% Change	Absolute Change	
Adult	Misdemeanor	CM	1,951	▲	+8.0%	+144	
	Show Cause	SC	1,536	▼	-3.6%	-58	
	Civil Support	VS	1,456	▼	-2.2%	-33	
	Other	OT	1,227	▼	+8.8%	+99	
	Felony	CF	531	▲	+7.9%	+39	
	Capias	CA	512	▼	-4.5%	-24	
	Remand Support	RS	497	▲	+10.7%	+48	
	Family Abuse - Protective Order	FP	482	▼	-10.2%	-55	
	Non-Family Abuse Protective Order	AP	169	▲	+33.1%	+42	
	Motion - Protective Order	MP	71	▼	-9.0%	-7	
	Violation Family Abuse Protective Order	PS	21	▲	-	+21	
	Violation of Protective Order	PV	17	▼	-32.0%	-8	
	Restricted License for Non-Support	SL	4	▲	+300.0%	+3	
	Protective Order	PC	0	▼	-100.0%	-1	
	Total		8,474	▲	2.5%	+210	
Juvenile	Custody Visitation	CV	4,481	▼	-11.2%	-566	
	Remand Custody	RC	421	▲	+5.8%	+23	
	Misdemeanor	DM	380	▲	+14.1%	+47	
	Felony	DF	265	▲	+4.3%	+11	
	Remand Visitation	RV	251	▲	+7.3%	+17	
	Traffic	T	122	▲	+28.4%	+27	
	Truancy	TR	109	▲	+10.1%	+10	
	Non-Family Abuse Protective Order	AP	108	▲	+16.1%	+15	
	Paternity	PT	78	▼	-34.5%	-41	
	Other	OT	42	▲	+2.4%	+1	
	Show Cause	SC	40	▲	+21.2%	+7	
	Permanency Planning	PH	39	▼	-20.4%	-10	
	Abuse and Neglect	AN	34	▼	-20.9%	-9	
	Mental Commitment	MC	27	▲	+58.8%	+10	
	Foster Care Review	FC	26	▼	-27.8%	-10	
	Temporary Detention Order	TD	24	▲	+14.3%	+3	
	Child In Need of Services	CS	19	▲	+46.2%	+6	
	Motion - Protective Order	MP	19	▼	-9.5%	-2	
	Emergency Custody Order	EC	17	▼	-51.4%	-18	
	Status	ST	17	▼	+30.8%	+4	
	Initial Foster Care	IF	15	▼	-31.8%	-7	
	Relief of Custody	CR	12	▲	+140.0%	+7	
	Special Immigrant Juvenile Status	SI	11	▲	+22.2%	+2	
	Terminate Parental Rights	TP	10	▼	-41.2%	-7	
	Entrustment	ET	8	▲	-	+8	
	Voluntary Continuing Services and Support Agree	VA	6	▲	+20.0%	+1	
	Civil Violation	CI	5	▼	-28.6%	-2	
	Violation Family Abuse Protective Order	PS	2	▲	-	+2	
	Family Abuse - Protective Order	FP	1	▼	-75.0%	-3	
	Juvenile Support	JS	1	▲	-	+1	
	Capias	CA	0	▼	-100.0%	-1	
		Total		6,590	▼	-6.7%	-474
		GRAND TOTAL		15,064	▼	-1.7%	-264

* Compared to same time period as previous year

** Case Type Categories are defined in the 2017 Virginia Judicial Workload Assessment

The data reported reflect the case management system. The case types reported may not necessitate judicial involvement.

Dispositions by Major Case Category**

Category	Summary	Change	% Change	Absolute Change
Adult Criminal	4,073	▲	+3.3%	+130
Child Dependency	150	▲	-15.3%	-27
Child in Need of Services/Supervision	131	▲	+12.9%	+15
Custody and Visitation	4,559	▼	-11.8%	-608
Delinquency	684	▲	+11.0%	+68
Juvenile Miscellaneous	17	▼	+30.8%	+4
New to Workload Study	16	▼		0
Other	2,506	▲	+7.9%	+183
Protective Orders	850	▼	-1.2%	-10
Support	1,956	▲	-2.3%	-46
Traffic	122	▲	+28.4%	+27
GRAND TOTAL	15,064	▼	-1.7%	-264

* Compared to same time period as previous year

** Case Type Categories are defined in the 2017 Virginia Judicial Workload Assessment

The data reported reflect the case management system. The case types reported may not necessitate judicial involvement.

2024 Overall GRAND TOTAL		Distribution of Caseload		Change*		Percentage (%) of Caseload			
25,978	-3,315 -11.3%	Adult	13,452	52%	-9.0% ▼	-1,331	Adult	50.5%	51.8%
		Juvenile	12,526	48%	-13.7% ▼	-1,984	Juvenile	49.5%	48.2%
		GRAND TOTAL	25,978	100%	-11.3% ▼	-3,315	GRAND TOTAL	100%	100%

Dispositions by Division & Code

Division	Case Type Description	Code	Summary	Change	% Change	Absolute Change
Adult	Misdemeanor	CM	2,758	▼	-6.8%	-201
	Civil Support	VS	2,532	▼	-11.0%	-313
	Show Cause	SC	2,483	▲	+7.9%	+181
	Other	OT	2,196	▼	-13.3%	-337
	Family Abuse - Protective Order	FP	928	▲	+0.9%	+8
	Remand Support	RS	809	▼	-42.3%	-592
	Capias	CA	804	▲	-19.4%	-194
	Felony	CF	683	▲	+15.0%	+89
	Motion - Protective Order	MP	137	▲	+18.1%	+21
	Non-Family Abuse Protective Order	AP	57	▼	-23.0%	-17
	Violation of Protective Order	PV	45	▲	+125.0%	+25
	Bond Forfeiture	BF	10	▼	-16.7%	-2
	Restricted License for Non-Support	SL	6	▲	+100.0%	+3
	Return of Desposit (Bondsman)	RD	3	▲	-	+3
	Mental Commitment	MC	1	↔	-	-
	Criminal Support	CS	0	▼	-100.0%	-1
	Protective Order	PC	0	▼	-100.0%	-3
Violation Family Abuse Protective Order	PS	0	▼	-100.0%	-1	
	Total		13,452	▼	-9.0%	-1,331
Juvenile	Custody Visitation	CV	6,423	▼	-10.9%	-789
	Remand Visitation	RV	1,184	▼	-37.2%	-701
	Remand Custody	RC	1,170	▼	-37.3%	-695
	Misdemeanor	DM	1,044	▲	+14.7%	+134
	Traffic	T	506	▼	-4.3%	-23
	Felony	DF	402	▼	-5.2%	-22
	Abuse and Neglect	AN	332	▲	+15.3%	+44
	Motion - Protective Order	MP	332	↔	-	-
	Paternity	PT	163	▲	+48.2%	+53
	Permanency Planning	PH	154	▲	+8.5%	+12
	Foster Care Review	FC	134	▲	+5.5%	+7
	Status	ST	106	▲	-5.4%	-6
	Non-Family Abuse Protective Order	AP	104	▲	+15.6%	+14
	Show Cause	SC	99	▲	+30.3%	+23
	Initial Foster Care	IF	87	▲	+6.1%	+5
	Terminate Parental Rights	TP	62	▼	-22.5%	-18
	Truancy	TR	54	▲	+100.0%	+27
	Civil Violation	CI	37	▼	-9.8%	-4
	Other	OT	24	▼	-22.6%	-7
	Child In Need of Services	CS	22	▼	-8.3%	-2
	Special Immigrant Juvenile Status	SI	16	▲	+128.6%	+9
	Relief of Custody	CR	13	↔	-	-
	Capias	CA	11	▼	-66.7%	-22
	Family Abuse - Protective Order	FP	11	▲	+37.5%	+3
	Voluntary Continuing Services and Support Agreem	VA	10	▼	-52.4%	-11
	Entrustment	ET	9	↔	-	-
	Mental Commitment	MC	8	▼	-38.5%	-5
	Emancipation	EP	5	▼	-16.7%	-1
	Temporary Detention Order	TD	2	▼	-71.4%	-5
	Juvenile Support	JS	1	▲	-	+1
	Violation Family Abuse Protective Order	PS	1	▼	-50.0%	-1
	Emergency Custody Order	EC	0	▼	-100.0%	-2

* Compared to same time period as previous year

** Case Type Categories are defined in the 2017 Virginia Judicial Workload Assessment


The data reported reflect the case management system. The case types reported may not necessitate judicial involvement.

			Summary	Change	% Change	Absolute Change
Juvenile	Qualified Residential Treatment	QR	0	▼	-100.0%	-1
	Violation of Protective Order	PV	0	▼	-100.0%	-1
	Total		12,526	▼	-13.7%	-1,984
GRAND TOTAL			25,978	▼	-11.3%	-3,315

Dispositions by Major Case Category**

Category			Summary	Change	% Change	Absolute Change
Adult Criminal			6,053	▼	-3.0%	-185
Child Dependency			801	▼	+5.0%	+38
Child in Need of Services/Supervision			99	▲	+59.7%	+37
Custody and Visitation			6,586	▲	-10.1%	-736
Delinquency			1,534	▼	+6.9%	+99
Juvenile Miscellaneous			111	▲	-5.9%	-7
New to Workload Study			53	▲	+10.4%	+5
Other			5,397	▲	-30.3%	-2,341
Protective Orders			1,569	▲	+1.9%	+29
Support			3,269	▲	-6.6%	-231
Traffic			506	▼	-4.3%	-23
GRAND TOTAL			25,978	▼	-11.3%	-3,315

* Compared to same time period as previous year
 ** Case Type Categories are defined in the 2017 Virginia Judicial Workload Assessment
 The data reported reflect the case management system. The case types reported may not necessitate judicial involvement.

2024 Overall GRAND TOTAL		Distribution of Caseload			Change*		Percentage (%) of Caseload		
9,392	-234 -2.4%	Adult	5,867	62%	-3.8% ▼	-233	Adult	2023 63.4%	2024 62.5%
2024 		Juvenile	3,525	38%	0.0% ▼	-1	Juvenile	36.6%	37.5%
2023		GRAND TOTAL	9,392	100%	-2.4% ▼	-234	GRAND TOTAL	100%	100%

Dispositions by Division & Code

Division	Case Type Description	Code	Summary	Change	% Change	Absolute Change	
Adult	Show Cause	SC	1,292	▲	+6.4%	+78	
	Misdemeanor	CM	1,239	▼	-8.9%	-121	
	Other	OT	1,009	▲	-5.6%	-60	
	Civil Support	VS	993	▼	-2.5%	-25	
	Capias	CA	486	▲	+12.5%	+54	
	Family Abuse - Protective Order	FP	380	▲	+18.8%	+60	
	Felony	CF	262	▼	-40.9%	-181	
	Non-Family Abuse Protective Order	AP	79	▼	-14.1%	-13	
	Remand Support	RS	66	▼	-14.3%	-11	
	Motion - Protective Order	MP	47	▼	-25.4%	-16	
	Restricted License for Non-Support	SL	7	▲	+16.7%	+1	
	Violation of Protective Order	PV	5	▲	+25.0%	+1	
	Bond Forfeiture	BF	1	▲	-	+1	
	Return of Desposit (Bondsman)	RD	1	▲	-	+1	
	Protective Order	PC	0	▼	-100.0%	-2	
	Total		5,867	▼	-3.8%	-233	
Juvenile	Custody Visitation	CV	2,519	▼	-2.7%	-69	
	Misdemeanor	DM	292	▲	+32.1%	+71	
	Felony	DF	138	▼	-13.8%	-22	
	Paternity	PT	110	▲	+2.8%	+3	
	Remand Custody	RC	90	▼	-18.2%	-20	
	Remand Visitation	RV	90	▼	-18.2%	-20	
	Status	ST	48	▲	+29.7%	+11	
	Non-Family Abuse Protective Order	AP	47	▲	+9.3%	+4	
	Traffic	T	39	▼	-2.5%	-1	
	Permanency Planning	PH	21	▲	+10.5%	+2	
	Emergency Custody Order	EC	19	▲	+46.2%	+6	
	Terminate Parental Rights	TP	19	▲	-	+19	
	Show Cause	SC	18	▼	+63.6%	+7	
	Family Abuse - Protective Order	FP	16	▲	+300.0%	+12	
	Foster Care Review	FC	11	▼	-21.4%	-3	
	Initial Foster Care	IF	10	▲	+42.9%	+3	
	Temporary Detention Order	TD	7	▲	+16.7%	+1	
	Abuse and Neglect	AN	6	▲	+100.0%	+3	
	Child In Need of Services	CS	6	↔	-	-	
	Civil Violation	CI	6	▲	+20.0%	+1	
	Mental Commitment	MC	5	▼	-28.6%	-2	
	Voluntary Continuing Services and Support Agreem	VA	3	▼	-25.0%	-1	
	Motion - Protective Order	MP	2	↔	-	-	
	Other	OT	2	▼	-60.0%	-3	
	Relief of Custody	CR	1	▼	-50.0%	-1	
	Juvenile Support	JS	0	▼	-100.0%	-1	
	Truancy	TR	0	▼	-100.0%	-1	
		Total		3,525	▼	0.0%	-1
	GRAND TOTAL			9,392	▼	-2.4%	-234

* Compared to same time period as previous year

** Case Type Categories are defined in the 2017 Virginia Judicial Workload Assessment

The data reported reflect the case management system. The case types reported may not necessitate judicial involvement.

Dispositions by Major Case Category**

Category	Summary	Change	% Change	Absolute Change
Adult Criminal	2,823	▲	-6.3%	-189
Child Dependency	71	▲	+44.9%	+22
Child in Need of Services/Supervision	6	▼	-25.0%	-2
Custody and Visitation	2,629	▲	-2.4%	-66
Delinquency	448	▲	+14.6%	+57
Juvenile Miscellaneous	48	▲	+29.7%	+11
New to Workload Study	6	▲	+20.0%	+1
Other	1,289	▲	-7.7%	-108
Protective Orders	571	▲	+9.0%	+47
Support	1,462	▼	-0.4%	-6
Traffic	39	▼	-2.5%	-1
GRAND TOTAL	9,392	▼	-2.4%	-234

* Compared to same time period as previous year

** Case Type Categories are defined in the 2017 Virginia Judicial Workload Assessment

The data reported reflect the case management system. The case types reported may not necessitate judicial involvement.

2024 Overall GRAND TOTAL		Distribution of Caseload			Change*		Percentage (%) of Caseload		
17,313 	+944	Adult	10,325	60%	8.6% ▲	+821	Adult	58.1%	59.6%
	5.8%	Juvenile	6,988	40%	1.8% ▲	+123	Juvenile	41.9%	40.4%
		GRAND TOTAL	17,313	100%	5.8% ▲	+944	GRAND TOTAL	100%	100%

Dispositions by Division & Code

Division	Case Type Description	Code	Summary	Change	% Change	Absolute Change	
Adult	Misdemeanor	CM	2,715	▲	+13.3%	+319	
	Other	OT	2,204	▲	+11.1%	+221	
	Civil Support	VS	1,744	▲	+8.7%	+140	
	Show Cause	SC	1,471	▲	+15.9%	+202	
	Capias	CA	793	▲	+9.4%	+68	
	Family Abuse - Protective Order	FP	697	▲	+3.6%	+24	
	Felony	CF	491	▼	-21.8%	-137	
	Remand Support	RS	77	↔	-	-	
	Non-Family Abuse Protective Order	AP	51	▼	-8.9%	-5	
	Motion - Protective Order	MP	42	▼	-20.8%	-11	
	Protective Order	PC	20	▲	+122.2%	+11	
	Violation of Protective Order	PV	19	▼	-29.6%	-8	
	Violation Family Abuse Protective Order	PS	1	▲	-	+1	
	Bond Forfeiture	BF	0	▼	-100.0%	-4	
Total			10,325	▲	8.6%	+821	
Juvenile	Custody Visitation	CV	3,953	▲	+2.1%	+80	
	Misdemeanor	DM	552	▲	+4.2%	+22	
	Felony	DF	356	▼	-16.8%	-72	
	Abuse and Neglect	AN	306	▼	-24.3%	-98	
	Permanency Planning	PH	205	▲	+4.6%	+9	
	Mental Commitment	MC	172	▲	+16.2%	+24	
	Foster Care Review	FC	157	▲	+18.9%	+25	
	Paternity	PT	151	▲	+11.0%	+15	
	Status	ST	140	▲	-20.0%	-35	
	Non-Family Abuse Protective Order	AP	137	▲	+45.7%	+43	
	Remand Visitation	RV	106	▼	-6.2%	-7	
	Initial Foster Care	IF	104	▼	-1.0%	-1	
	Remand Custody	RC	104	▼	-8.0%	-9	
	Other	OT	98	▲	+66.1%	+39	
	Traffic	T	85	▼	-15.0%	-15	
	Terminate Parental Rights	TP	66	▲	+32.0%	+16	
	Show Cause	SC	64	▲	+42.2%	+19	
	Motion - Protective Order	MP	43	▲	+43.3%	+13	
	Emergency Custody Order	EC	41	▲	+57.7%	+15	
	Child In Need of Services	CS	38	▲	+100.0%	+19	
	Relief of Custody	CR	37	▲	+8.8%	+3	
	Temporary Detention Order	TD	31	▲	+14.8%	+4	
	Family Abuse - Protective Order	FP	11	▲	+37.5%	+3	
	Special Immigrant Juvenile Status	SI	10	▲	+900.0%	+9	
	Voluntary Continuing Services and Support Agreen	VA	10	▼	-23.1%	-3	
	Truancy	TR	4	▲	-	+4	
	Capias	CA	3	▲	+50.0%	+1	
	Emancipation	EP	3	▼	-25.0%	-1	
	Juvenile Support	JS	1	▲	-	+1	
	Total			6,988	▲	1.8%	+123
	GRAND TOTAL			17,313	▲	5.8%	+944

* Compared to same time period as previous year

** Case Type Categories are defined in the 2017 Virginia Judicial Workload Assessment

The data reported reflect the case management system. The case types reported may not necessitate judicial involvement.

Dispositions by Major Case Category**

Category	Summary	Change	% Change	Absolute Change
Adult Criminal	4,872	▲	+9.5%	+421
Child Dependency	885	▲	-5.2%	-49
Child in Need of Services/Supervision	69	▲	+81.6%	+31
Custody and Visitation	4,104	▲	+2.4%	+95
Delinquency	948	▲	-3.9%	-38
Juvenile Miscellaneous	143	▼	-20.1%	-36
New to Workload Study	10	▲	+900.0%	+9
Other	2,833	▲	+11.3%	+287
Protective Orders	981	▲	+7.3%	+67
Support	2,383	▲	+7.8%	+172
Traffic	85	▼	-15.0%	-15
GRAND TOTAL	17,313	▲	5.8%	+944

* Compared to same time period as previous year

** Case Type Categories are defined in the 2017 Virginia Judicial Workload Assessment

The data reported reflect the case management system. The case types reported may not necessitate judicial involvement.

2024 Overall GRAND TOTAL		Distribution of Caseload		Change*		Percentage (%) of Caseload		
957	-33 -3.3%	Adult	532 56%	3.7% ▲	+19	Adult	2023 51.8%	2024 55.6%
2024		Juvenile	425 44%	-10.9% ▼	-52	Juvenile	48.2%	44.4%
2023		GRAND TOTAL	957 100%	-3.3% ▼	-33	GRAND TOTAL	100%	100%

Dispositions by Division & Code

Division	Case Type Description	Code	Summary	Change	% Change	Absolute Change	
Adult	Misdemeanor	CM	172	▲	+30.3%	+40	
	Other	OT	104	▼	+3.0%	+3	
	Show Cause	SC	76	▼	-10.6%	-9	
	Civil Support	VS	54	▼	-41.3%	-38	
	Felony	CF	53	▲	+65.6%	+21	
	Capias	CA	43	▲	+16.2%	+6	
	Family Abuse - Protective Order	FP	20	▼	-16.7%	-4	
	Remand Support	RS	5	▲	+150.0%	+3	
	Non-Family Abuse Protective Order	AP	2	▲	+100.0%	+1	
	Violation of Protective Order	PV	2	▲	-	+2	
	Motion - Protective Order	MP	1	▼	-80.0%	-4	
	Violation Family Abuse Protective Order	PS	0	▼	-100.0%	-2	
		Total		532	▲	3.7%	+19
Juvenile	Custody Visitation	CV	212	▼	-18.8%	-49	
	Misdemeanor	DM	64	▼	-9.9%	-7	
	Felony	DF	23	▼	-17.9%	-5	
	Permanency Planning	PH	17	▼	-5.6%	-1	
	Foster Care Review	FC	16	▲	+45.5%	+5	
	Abuse and Neglect	AN	14	▼	-17.6%	-3	
	Status	ST	13	▲	+116.7%	+7	
	Truancy	TR	12	▲	+500.0%	+10	
	Terminate Parental Rights	TP	8	▲	+166.7%	+5	
	Traffic	T	7	▼	-65.0%	-13	
	Remand Custody	RC	6	↔	-	-	
	Remand Visitation	RV	6	▲	+20.0%	+1	
	Civil Violation	CI	4	▲	+300.0%	+3	
	Non-Family Abuse Protective Order	AP	4	▲	+300.0%	+3	
	Paternity	PT	4	↔	-	-	
	Emergency Custody Order	EC	3	▲	+50.0%	+1	
	Show Cause	SC	3	▲	-25.0%	-1	
	Other	OT	2	▲	-	+2	
	Temporary Detention Order	TD	2	▼	-71.4%	-5	
	Child In Need of Services	CS	1	▲	-	+1	
	Initial Foster Care	IF	1	▼	-66.7%	-2	
	Mental Commitment	MC	1	▲	-	+1	
	Relief of Custody	CR	1	▲	-	+1	
	Voluntary Continuing Services and Support Agree	VA	1	↔	-	-	
	Family Abuse - Protective Order	FP	0	▼	-100.0%	-1	
	Motion - Protective Order	MP	0	▼	-100.0%	-4	
	Qualified Residential Treatment	QR	0	▼	-100.0%	-1	
		Total		425	▼	-10.9%	-52
	GRAND TOTAL			957	▼	-3.3%	-33

Dispositions by Major Case Category**

Category	Summary	Change	% Change	Absolute Change
Adult Criminal	326	▲	+21.6%	+58
Child Dependency	58	▲	+7.4%	+4

* Compared to same time period as previous year
 ** Case Type Categories are defined in the 2017 Virginia Judicial Workload Assessment
 The data reported reflect the case management system. The case types reported may not necessitate judicial involvement.

Child in Need of Services/Supervision	16	▲	+700.0%	+14
Custody and Visitation	216	▼	-18.5%	-49
Delinquency	87	▼	-15.5%	-16
Juvenile Miscellaneous	13	▲	+116.7%	+7
New to Workload Study	4	▲	+300.0%	+3
Other	129	▲	+4.9%	+6
Protective Orders	27	▲	-25.0%	-9
Support	74	▼	-33.9%	-38
Traffic	7	▼	-65.0%	-13
GRAND TOTAL	957	▼	-3.3%	-33

* Compared to same time period as previous year
 ** Case Type Categories are defined in the 2017 Virginia Judicial Workload Assessment
 The data reported reflect the case management system. The case types reported may not necessitate judicial involvement.
 1/14/2025 11:49:50AM Source: SCV-SQL-Information

2024 Overall GRAND TOTAL		Distribution of Caseload		Change*		Percentage (%) of Caseload			
1,858	+137 8.0%	Adult	1,061	57%	17.9% ▲	+161	Adult	52.3%	57.1%
2024		Juvenile	797	43%	-2.9% ▼	-24	Juvenile	47.7%	42.9%
		GRAND TOTAL	1,858	100%	8.0% ▲	+137	GRAND TOTAL	100%	100%

Dispositions by Division & Code

Division	Case Type Description	Code	Summary	Change	% Change	Absolute Change
Adult	Misdemeanor	CM	238	▲	+47.8%	+77
	Show Cause	SC	215	▲	+15.0%	+28
	Civil Support	VS	186	▼	-9.3%	-19
	Other	OT	128	▲	+5.8%	+7
	Family Abuse - Protective Order	FP	97	▲	+42.6%	+29
	Felony	CF	76	▲	+31.0%	+18
	Capias	CA	58	▲	-17.1%	-12
	Remand Support	RS	32	▲	+88.2%	+15
	Motion - Protective Order	MP	18	▲	+80.0%	+8
	Non-Family Abuse Protective Order	AP	9	▲	+800.0%	+8
	Violation Family Abuse Protective Order	PS	3	▲	-	+3
	Violation of Protective Order	PV	1	↔	-	-
	Protective Order	PC	0	▼	-100.0%	-1
	Total		1,061	▲	17.9%	+161
Juvenile	Custody Visitation	CV	509	▼	-5.0%	-27
	Misdemeanor	DM	44	▼	-27.9%	-17
	Remand Custody	RC	44	▲	+33.3%	+11
	Remand Visitation	RV	43	▲	+30.3%	+10
	Traffic	T	42	▼	-10.6%	-5
	Paternity	PT	23	▲	+130.0%	+13
	Truancy	TR	16	▲	+166.7%	+10
	Felony	DF	15	▼	-42.3%	-11
	Foster Care Review	FC	8	▲	+100.0%	+4
	Show Cause	SC	8	▲	+300.0%	+6
	Temporary Detention Order	TD	7	▼	-30.0%	-3
	Initial Foster Care	IF	6	▲	+20.0%	+1
	Permanency Planning	PH	6	▼	-57.1%	-8
	Abuse and Neglect	AN	4	▼	-66.7%	-8
	Terminate Parental Rights	TP	4	↔	-	-
	Voluntary Continuing Services and Support Agreem	VA	4	▲	-	+4
	Capias	CA	3	▲	+50.0%	+1
	Emergency Custody Order	EC	3	▲	+200.0%	+2
	Non-Family Abuse Protective Order	AP	3	▲	+50.0%	+1
	Status	ST	3	▼	-66.7%	-6
	Family Abuse - Protective Order	FP	1	▲	-	+1
	Relief of Custody	CR	1	▼	-50.0%	-1
	Child In Need of Services	CS	0	▼	-100.0%	-2
	Total		797	▼	-2.9%	-24
	GRAND TOTAL		1,858	▲	8.0%	+137

Dispositions by Major Case Category**

Category	Summary	Change	% Change	Absolute Change
Adult Criminal	510	▲	+22.9%	+95
Child Dependency	33	▲	-19.5%	-8
Child in Need of Services/Supervision	17	▲	+112.5%	+9
Custody and Visitation	532	▲	-2.6%	-14
Delinquency	69	▲	-24.2%	-22

* Compared to same time period as previous year
 ** Case Type Categories are defined in the 2017 Virginia Judicial Workload Assessment
 The data reported reflect the case management system. The case types reported may not necessitate judicial involvement.

CPSS - JCMS CASELOAD STATISTICS OF THE JUVENILE & DOMESTIC RELATIONS DISTRICT COURTS
 January 2024 thru December 2024 Dispositions (Compared to January 2023 thru December 2023)

Juvenile Miscellaneous	3	▼	-66.7%	-6
Other	257	▲	+19.5%	+42
Protective Orders	128	▲	+58.0%	+47
Support	267	▲	-0.4%	-1
Traffic	42	▼	-10.6%	-5
GRAND TOTAL	1,858	▲	8.0%	+137

* Compared to same time period as previous year

** Case Type Categories are defined in the 2017 Virginia Judicial Workload Assessment

The data reported reflect the case management system. The case types reported may not necessitate judicial involvement.

2024 Overall GRAND TOTAL		Distribution of Caseload			Change*		Percentage (%) of Caseload		
920	-49 -5.1%	Adult	500	54%	-9.1% ▼	-50	Adult	56.8%	54.3%
2024		Juvenile	420	46%	0.2% ▲	+1	Juvenile	43.2%	45.7%
2023		GRAND TOTAL	920	100%	-5.1% ▼	-49	GRAND TOTAL	100%	100%

Dispositions by Division & Code

Division	Case Type Description	Code	Summary	Change	% Change	Absolute Change
Adult	Misdemeanor	CM	108	▲	+14.9%	+14
	Show Cause	SC	89	▼	-28.8%	-36
	Civil Support	VS	88	▼	-9.3%	-9
	Other	OT	85	▼	-3.4%	-3
	Family Abuse - Protective Order	FP	33	▼	-10.8%	-4
	Felony	CF	32	▼	-33.3%	-16
	Capias	CA	24	▲	-31.4%	-11
	Remand Support	RS	22	▲	+100.0%	+11
	Motion - Protective Order	MP	7	▲	+600.0%	+6
	Non-Family Abuse Protective Order	AP	6	▲	+100.0%	+3
	Violation of Protective Order	PV	5	▼	-28.6%	-2
	Violation Family Abuse Protective Order	PS	1	▼	-75.0%	-3
	Total			500	▼	-9.1%
Juvenile	Custody Visitation	CV	214	▼	-16.7%	-43
	Misdemeanor	DM	42	▲	+7.7%	+3
	Remand Custody	RC	41	▲	+215.4%	+28
	Remand Visitation	RV	41	▲	+215.4%	+28
	Traffic	T	28	▼	-37.8%	-17
	Non-Family Abuse Protective Order	AP	7	▲	+75.0%	+3
	Other	OT	7	▲	+40.0%	+2
	Temporary Detention Order	TD	7	▲	+16.7%	+1
	Abuse and Neglect	AN	5	▼	-44.4%	-4
	Emergency Custody Order	EC	5	▲	+66.7%	+2
	Felony	DF	4	▼	-66.7%	-8
	Paternity	PT	4	▼	-20.0%	-1
	Family Abuse - Protective Order	FP	3	▲	-	+3
	Foster Care Review	FC	3	▲	+200.0%	+2
	Status	ST	3	▲	-	+3
	Permanency Planning	PH	2	▲	-	+2
	Initial Foster Care	IF	1	↔	-	-
	Motion - Protective Order	MP	1	▼	-50.0%	-1
	Restoration of Parental Rights	RR	1	▲	-	+1
	Show Cause	SC	1	▲	-	+1
	Child In Need of Services	CS	0	▼	-100.0%	-1
	Civil Violation	CI	0	▼	-100.0%	-2
	Relief of Custody	CR	0	▼	-100.0%	-1
Total			420	▲	0.2%	+1
GRAND TOTAL			920	▼	-5.1%	-49

Dispositions by Major Case Category**

Category	Summary	Change	% Change	Absolute Change
Adult Criminal	234	▼	-19.3%	-56
Child Dependency	11	▲	-8.3%	-1
Child in Need of Services/Supervision	0	▼	-100.0%	-1
Custody and Visitation	218	▼	-16.8%	-44
Delinquency	47	▲	-7.8%	-4
Juvenile Miscellaneous	3	▲	-	+3

* Compared to same time period as previous year
 ** Case Type Categories are defined in the 2017 Virginia Judicial Workload Assessment
 The data reported reflect the case management system. The case types reported may not necessitate judicial involvement.

New to Workload Study	0	▼	-100.0%	-2
Other	209	▲	+50.4%	+70
Protective Orders	57	▲	+21.3%	+10
Support	113	▲	-5.8%	-7
Traffic	28	▼	-37.8%	-17
GRAND TOTAL	920	▼	-5.1%	-49

* Compared to same time period as previous year

** Case Type Categories are defined in the 2017 Virginia Judicial Workload Assessment

The data reported reflect the case management system. The case types reported may not necessitate judicial involvement.

CPSS - JCMS CASELOAD STATISTICS OF THE JUVENILE & DOMESTIC RELATIONS DISTRICT COURTS
 January 2024 thru December 2024 Dispositions (Compared to January 2023 thru December 2023)

2024 Overall GRAND TOTAL		Distribution of Caseload		Change*		Percentage (%) of Caseload			
6,113	-1,145 -15.8%	Adult	3,464	57%	-11.5% ▼	-452	Adult	54.0%	56.7%
2024		Juvenile	2,649	43%	-20.7% ▼	-693	Juvenile	46.0%	43.3%
2023		GRAND TOTAL	6,113	100%	-15.8% ▼	-1,145	GRAND TOTAL	100%	100%

Dispositions by Division & Code

Division	Case Type Description	Code	Summary	Change	% Change	Absolute Change	
Adult	Show Cause	SC	771	▼	+0.7%	+5	
	Civil Support	VS	721	▲	+0.6%	+4	
	Misdemeanor	CM	635	▼	-9.5%	-67	
	Other	OT	539	▼	-31.3%	-246	
	Family Abuse - Protective Order	FP	278	▲	+9.0%	+23	
	Capias	CA	199	▼	-7.0%	-15	
	Felony	CF	187	▲	+4.5%	+8	
	Remand Support	RS	92	▼	-63.5%	-160	
	Motion - Protective Order	MP	24	▲	+9.1%	+2	
	Non-Family Abuse Protective Order	AP	8	▼	-65.2%	-15	
	Restricted License for Non-Support	SL	6	▲	+500.0%	+5	
	Violation of Protective Order	PV	4	▲	-	+4	
		Total		3,464	▼	-11.5%	-452
Juvenile	Custody Visitation	CV	1,535	▼	-3.5%	-56	
	Misdemeanor	DM	288	▼	-17.9%	-63	
	Remand Visitation	RV	139	▼	-53.8%	-162	
	Remand Custody	RC	136	▼	-55.7%	-171	
	Felony	DF	120	▼	-34.8%	-64	
	Status	ST	64	▼	-24.7%	-21	
	Traffic	T	57	▲	+9.6%	+5	
	Paternity	PT	45	▲	+9.8%	+4	
	Non-Family Abuse Protective Order	AP	40	▲	+29.0%	+9	
	Emergency Custody Order	EC	38	▼	-68.3%	-82	
	Temporary Detention Order	TD	34	▼	-73.4%	-94	
	Foster Care Review	FC	31	▲	+138.5%	+18	
	Permanency Planning	PH	23	▼	-8.0%	-2	
	Initial Foster Care	IF	18	▲	+100.0%	+9	
	Abuse and Neglect	AN	14	▲	+40.0%	+4	
	Terminate Parental Rights	TP	14	▲	+27.3%	+3	
	Other	OT	12	▼	-67.6%	-25	
	Capias	CA	11	▲	+57.1%	+4	
	Relief of Custody	CR	10	▲	+233.3%	+7	
	Show Cause	SC	6	▲	+100.0%	+3	
	Mental Commitment	MC	4	▼	-60.0%	-6	
	Voluntary Continuing Services and Support Agree	VA	4	▼	-50.0%	-4	
	Family Abuse - Protective Order	FP	3	▼	-50.0%	-3	
	Child In Need of Services	CS	2	▲	+100.0%	+1	
	Civil Violation	CI	1	▲	-	+1	
	Child at Risk	RI	0	▼	-100.0%	-6	
	Motion - Protective Order	MP	0	▼	-100.0%	-2	
		Total		2,649	▼	-20.7%	-693
	GRAND TOTAL			6,113	▼	-15.8%	-1,145

Dispositions by Major Case Category**

Category	Summary	Change	% Change	Absolute Change
Adult Criminal	1,518	▲	-2.1%	-32
Child Dependency	114	▲	+34.1%	+29

* Compared to same time period as previous year ** Case Type Categories are defined in the 2017 Virginia Judicial Workload Assessment
 The data reported reflect the case management system. The case types reported may not necessitate judicial involvement.

CPSS - JCMS CASELOAD STATISTICS OF THE JUVENILE & DOMESTIC RELATIONS DISTRICT COURTS
 January 2024 thru December 2024 Dispositions (Compared to January 2023 thru December 2023)

Child in Need of Services/Supervision	4	▲	+300.0%	+3
Custody and Visitation	1,580	▲	-3.2%	-52
Delinquency	423	▲	-22.4%	-122
Juvenile Miscellaneous	64	▼	-24.7%	-21
New to Workload Study	1	▲	-	+1
Other	994	▼	-48.8%	-946
Protective Orders	353	▼	+4.1%	+14
Support	1,005	▲	-2.3%	-24
Traffic	57	▲	+9.6%	+5
GRAND TOTAL	6,113	▼	-15.8%	-1,145

* Compared to same time period as previous year

** Case Type Categories are defined in the 2017 Virginia Judicial Workload Assessment

The data reported reflect the case management system. The case types reported may not necessitate judicial involvement.

2024 Overall GRAND TOTAL		Distribution of Caseload		Change*		Percentage (%) of Caseload			
962 +158 19.7% 		Adult	500	52%	24.7% ▲	+99	Adult	49.9%	52.0%
		Juvenile	462	48%	14.6% ▲	+59	Juvenile	50.1%	48.0%
GRAND TOTAL		962	100%	19.7% ▲	+158	GRAND TOTAL	100%	100%	

Dispositions by Division & Code

Division	Case Type Description	Code	Summary	Change	% Change	Absolute Change
Adult	Misdemeanor	CM	119	▲	+67.6%	+48
	Civil Support	VS	91	▲	+7.1%	+6
	Other	OT	91	▲	+23.0%	+17
	Show Cause	SC	82	▲	+10.8%	+8
	Capias	CA	40	▲	+48.1%	+13
	Family Abuse - Protective Order	FP	33	▼	-19.5%	-8
	Felony	CF	33	▲	+73.7%	+14
	Non-Family Abuse Protective Order	AP	5	▲	-	+5
	Motion - Protective Order	MP	2	▼	-50.0%	-2
	Emergency Substantial Risk Order	SR	1	▲	-	+1
	Remand Support	RS	1	▼	-80.0%	-4
	Restricted License for Non-Support	SL	1	▲	-	+1
	Violation of Protective Order	PV	1	▲	-	+1
	Protective Order	PC	0	▼	-100.0%	-1
	Total		500	▲	24.7%	+99
Juvenile	Custody Visitation	CV	209	▼	-1.4%	-3
	Misdemeanor	DM	73	↔	-	-
	Traffic	T	65	▲	+25.0%	+13
	Abuse and Neglect	AN	33	▲	+120.0%	+18
	Felony	DF	20	▲	+150.0%	+12
	Non-Family Abuse Protective Order	AP	13	▲	+550.0%	+11
	Foster Care Review	FC	8	▲	+166.7%	+5
	Show Cause	SC	8	▼	+14.3%	+1
	Paternity	PT	7	▲	+133.3%	+4
	Capias	CA	4	▲	+300.0%	+3
	Civil Violation	CI	4	▲	+100.0%	+2
	Remand Custody	RC	4	▼	-33.3%	-2
	Remand Visitation	RV	4	↔	-	-
	Permanency Planning	PH	3	▼	-25.0%	-1
	Emergency Custody Order	EC	2	▲	-	+2
	Initial Foster Care	IF	2	▼	-50.0%	-2
	Terminate Parental Rights	TP	2	↔	-	-
	Child In Need of Services	CS	1	▲	-	+1
	Child at Risk	RI	0	▼	-100.0%	-1
	Family Abuse - Protective Order	FP	0	▼	-100.0%	-1
	Other	OT	0	▼	-100.0%	-1
	Relief of Custody	CR	0	▼	-100.0%	-1
	Status	ST	0	▼	-100.0%	-1
	Total		462	▲	14.6%	+59
GRAND TOTAL			962	▲	19.7%	+158

Dispositions by Major Case Category**

Category	Summary	Change	% Change	Absolute Change
Adult Criminal	214	▲	+40.8%	+62
Child Dependency	48	▲	+60.0%	+18
Child in Need of Services/Supervision	1	▲	-	0
Custody and Visitation	216	▲	+0.5%	+1

* Compared to same time period as previous year
 ** Case Type Categories are defined in the 2017 Virginia Judicial Workload Assessment
 The data reported reflect the case management system. The case types reported may not necessitate judicial involvement.

CPSS - JCMS CASELOAD STATISTICS OF THE JUVENILE & DOMESTIC RELATIONS DISTRICT COURTS
 January 2024 thru December 2024 Dispositions (Compared to January 2023 thru December 2023)

Brunswick

District: 6 FIPS: 025

Delinquency	105	▲	+19.3%	+17
Juvenile Miscellaneous	0	▼	-100.0%	-1
New to Workload Study	5	▲	+150.0%	+3
Other	102	▲	+13.3%	+12
Protective Orders	53	▲	+10.4%	+5
Support	153	▲	+22.4%	+28
Traffic	65	▲	+25.0%	+13
GRAND TOTAL	962	▲	19.7%	+158

* Compared to same time period as previous year

** Case Type Categories are defined in the 2017 Virginia Judicial Workload Assessment

The data reported reflect the case management system. The case types reported may not necessitate judicial involvement.

2024 Overall GRAND TOTAL		Distribution of Caseload		Change*		Percentage (%) of Caseload		
<p>2024 622 +8 1.3%</p>	Adult	361	58%	11.4% ▲	+37	Adult	2023	2024
	Juvenile	261	42%	-10.0% ▼	-29	Juvenile	47.2%	58.0%
GRAND TOTAL		622	100%	1.3% ▲	+8	GRAND TOTAL	100%	100%

Dispositions by Division & Code

Division	Case Type Description	Code	Summary	Change	% Change	Absolute Change
Adult	Misdemeanor	CM	98	▲	+66.1%	+39
	Show Cause	SC	65	▲	+1.6%	+1
	Other	OT	59	▼	+1.7%	+1
	Civil Support	VS	53	▼	-19.7%	-13
	Felony	CF	29	▲	+20.8%	+5
	Capias	CA	27	▼	-3.6%	-1
	Family Abuse - Protective Order	FP	21	▲	+5.0%	+1
	Non-Family Abuse Protective Order	AP	6	▲	+200.0%	+4
	Motion - Protective Order	MP	2	▲	-	+2
	Restricted License for Non-Support	SL	1	▼	-50.0%	-1
	Violation Family Abuse Protective Order	PS	0	▼	-100.0%	-1
Total			361	▲	11.4%	+37
Juvenile	Custody Visitation	CV	121	▼	-14.2%	-20
	Misdemeanor	DM	40	▼	-27.3%	-15
	Terminate Parental Rights	TP	14	▲	+366.7%	+11
	Felony	DF	13	▲	+160.0%	+8
	Foster Care Review	FC	12	▲	+140.0%	+7
	Traffic	T	12	▼	-50.0%	-12
	Status	ST	10	▲	-	+10
	Paternity	PT	9	▲	+12.5%	+1
	Permanency Planning	PH	8	▼	-27.3%	-3
	Abuse and Neglect	AN	7	▼	-36.4%	-4
	Initial Foster Care	IF	4	▼	-55.6%	-5
	Voluntary Continuing Services and Support Agreem	VA	3	↔	-	-
	Capias	CA	2	↔	-	-
	Temporary Detention Order	TD	2	▲	+100.0%	+1
	Child In Need of Services	CS	1	↔	-	-
	Civil Violation	CI	1	▲	-	+1
	Remand Custody	RC	1	▲	-	+1
	Show Cause	SC	1	▼	-80.0%	-4
	Non-Family Abuse Protective Order	AP	0	▼	-100.0%	-2
	Special Immigrant Juvenile Status	SI	0	▼	-100.0%	-2
Truancy	TR	0	▼	-100.0%	-2	
Total			261	▼	-10.0%	-29
GRAND TOTAL			622	▲	1.3%	+8

Dispositions by Major Case Category**

Category	Summary	Change	% Change	Absolute Change
Adult Criminal	181	▲	+39.2%	+51
Child Dependency	48	▲	+14.3%	+6
Child in Need of Services/Supervision	1	▼	-66.7%	-2
Custody and Visitation	130	▼	-12.8%	-19
Delinquency	56	▲	-16.4%	-11
Juvenile Miscellaneous	10	▲	-	+10
New to Workload Study	1	▲	-50.0%	-1
Other	62	▲	+5.1%	+3

* Compared to same time period as previous year

** Case Type Categories are defined in the 2017 Virginia Judicial Workload Assessment

The data reported reflect the case management system. The case types reported may not necessitate judicial involvement.

CPSS - JCMS CASELOAD STATISTICS OF THE JUVENILE & DOMESTIC RELATIONS DISTRICT COURTS
 January 2024 thru December 2024 Dispositions (Compared to January 2023 thru December 2023)

Protective Orders	29	▲	+20.8%	+5
Support	92	▼	-19.3%	-22
Traffic	12	▼	-50.0%	-12
GRAND TOTAL	622	▲	1.3%	+8

* Compared to same time period as previous year

** Case Type Categories are defined in the 2017 Virginia Judicial Workload Assessment

The data reported reflect the case management system. The case types reported may not necessitate judicial involvement.

2024 Overall GRAND TOTAL		Distribution of Caseload		Change*		Percentage (%) of Caseload			
568 	+46	Adult	303	53%	26.8% ▲	+64	Adult	45.8%	53.3%
	8.8%	Juvenile	265	47%	-6.4% ▼	-18	Juvenile	54.2%	46.7%
		GRAND TOTAL	568	100%	8.8% ▲	+46	GRAND TOTAL	100%	100%

Dispositions by Division & Code

Division	Case Type Description	Code	Summary	Change	% Change	Absolute Change
Adult	Other	OT	59	▲	+28.3%	+13
	Show Cause	SC	57	▲	+9.6%	+5
	Misdemeanor	CM	53	▲	+55.9%	+19
	Civil Support	VS	52	▲	+6.1%	+3
	Felony	CF	40	▲	+471.4%	+33
	Capias	CA	24	▼	-36.8%	-14
	Family Abuse - Protective Order	FP	16	▲	+60.0%	+6
	Remand Support	RS	1	▲	-	+1
	Restricted License for Non-Support	SL	1	↔	-	-
	Non-Family Abuse Protective Order	AP	0	▼	-100.0%	-1
Violation of Protective Order	PV	0	▼	-100.0%	-1	
Total			303	▲	26.8%	+64
Juvenile	Custody Visitation	CV	118	▼	-13.2%	-18
	Misdemeanor	DM	51	▲	+37.8%	+14
	Traffic	T	20	▼	-25.9%	-7
	Felony	DF	18	▲	+63.6%	+7
	Foster Care Review	FC	15	▼	-11.8%	-2
	Emergency Custody Order	EC	7	▼	-46.2%	-6
	Abuse and Neglect	AN	6	▲	+100.0%	+3
	Temporary Detention Order	TD	5	▼	-28.6%	-2
	Permanency Planning	PH	4	▲	+33.3%	+1
	Status	ST	4	▲	+100.0%	+2
	Remand Visitation	RV	3	▲	-	+3
	Show Cause	SC	3	▲	+200.0%	+2
	Child In Need of Services	CS	2	▼	-50.0%	-2
	Initial Foster Care	IF	2	↔	-	-
	Non-Family Abuse Protective Order	AP	2	▲	-	+2
	Paternity	PT	2	▼	-66.7%	-4
	Remand Custody	RC	2	▲	-	+2
	Truancy	TR	1	▲	-	+1
	Civil Violation	CI	0	▼	-100.0%	-1
	Qualified Residential Treatment	QR	0	▼	-100.0%	-1
Terminate Parental Rights	TP	0	▼	-100.0%	-12	
Total			265	▼	-6.4%	-18
GRAND TOTAL			568	▲	8.8%	+46

Dispositions by Major Case Category**

Category	Summary	Change	% Change	Absolute Change
Adult Criminal	147	▲	+44.1%	+45
Child Dependency	27	▼	-28.9%	-11
Child in Need of Services/Supervision	3	▲	-25.0%	-1
Custody and Visitation	120	▼	-15.5%	-22
Delinquency	72	▲	+46.9%	+23
Juvenile Miscellaneous	4	▲	+100.0%	+2
New to Workload Study	0	▼	-100.0%	-1
Other	77	▲	+16.7%	+11

* Compared to same time period as previous year

** Case Type Categories are defined in the 2017 Virginia Judicial Workload Assessment

The data reported reflect the case management system. The case types reported may not necessitate judicial involvement.

CPSS - JCMS CASELOAD STATISTICS OF THE JUVENILE & DOMESTIC RELATIONS DISTRICT COURTS
 January 2024 thru December 2024 Dispositions (Compared to January 2023 thru December 2023)

Greenville

District: 6 FIPS: 081

Protective Orders	18	▲	+63.6%	+7
Support	80	▼		0
Traffic	20	▼	-25.9%	-7
GRAND TOTAL	568	▲	8.8%	+46

* Compared to same time period as previous year

** Case Type Categories are defined in the 2017 Virginia Judicial Workload Assessment

The data reported reflect the case management system. The case types reported may not necessitate judicial involvement.

2024 Overall GRAND TOTAL		Distribution of Caseload			Change*		Percentage (%) of Caseload		
2,338	-136 -5.5%	Adult	1,257	54%	3.1% ▲	+38	Adult	49.3%	53.8%
2024		Juvenile	1,081	46%	-13.9% ▼	-174	Juvenile	50.7%	46.2%
2023		GRAND TOTAL	2,338	100%	-5.5% ▼	-136	GRAND TOTAL	100%	100%

Dispositions by Division & Code

Division	Case Type Description	Code	Summary	Change	% Change	Absolute Change
Adult	Misdemeanor	CM	280	▼	-0.4%	-1
	Show Cause	SC	233	▼	-7.2%	-18
	Civil Support	VS	227	▲	+20.1%	+38
	Other	OT	142	▼	-14.5%	-24
	Family Abuse - Protective Order	FP	139	▲	+6.1%	+8
	Capias	CA	115	▲	+17.3%	+17
	Felony	CF	84	▲	+15.1%	+11
	Motion - Protective Order	MP	21	▲	+110.0%	+11
	Violation of Protective Order	PV	10	▲	+100.0%	+5
	Non-Family Abuse Protective Order	AP	2	▼	-71.4%	-5
	Violation Family Abuse Protective Order	PS	2	▲	-	+2
	Bond Forfeiture	BF	1	▲	-	+1
	Restricted License for Non-Support	SL	1	↔	-	-
	Emergency Substantial Risk Order	SR	0	▼	-100.0%	-4
	Protective Order	PC	0	▼	-100.0%	-1
Remand Support	RS	0	▼	-100.0%	-2	
	Total		1,257	▲	3.1%	+38
Juvenile	Custody Visitation	CV	602	▼	-16.0%	-115
	Misdemeanor	DM	111	▼	-27.5%	-42
	Traffic	T	68	▲	+30.8%	+16
	Foster Care Review	FC	59	▲	+13.5%	+7
	Felony	DF	56	▲	+12.0%	+6
	Abuse and Neglect	AN	27	▼	-37.2%	-16
	Permanency Planning	PH	22	▼	-15.4%	-4
	Initial Foster Care	IF	17	↔	-	-
	Show Cause	SC	15	▲	-11.8%	-2
	Non-Family Abuse Protective Order	AP	13	▼	-31.6%	-6
	Emergency Custody Order	EC	12	▲	+9.1%	+1
	Paternity	PT	12	▲	+100.0%	+6
	Status	ST	11	▼	-26.7%	-4
	Truancy	TR	11	▼	-21.4%	-3
	Temporary Detention Order	TD	9	▲	+28.6%	+2
	Mental Commitment	MC	7	▲	+75.0%	+3
	Terminate Parental Rights	TP	7	▼	-73.1%	-19
	Civil Violation	CI	5	▲	+150.0%	+3
	Capias	CA	4	▲	-	+4
	Relief of Custody	CR	4	▲	+100.0%	+2
	Voluntary Continuing Services and Support Agreem	VA	4	▲	+100.0%	+2
	Remand Custody	RC	2	▼	-33.3%	-1
	Remand Visitation	RV	2	▼	-33.3%	-1
	Other	OT	1	▲	-	+1
	Child In Need of Services	CS	0	▼	-100.0%	-1
	Family Abuse - Protective Order	FP	0	▼	-100.0%	-2
	Motion - Protective Order	MP	0	▼	-100.0%	-3
	Qualified Residential Treatment	QR	0	▼	-100.0%	-3
	Special Immigrant Juvenile Status	SI	0	▼	-100.0%	-5
		Total		1,081	▼	-13.9%
	GRAND TOTAL		2,338	▼	-5.5%	-136

* Compared to same time period as previous year

** Case Type Categories are defined in the 2017 Virginia Judicial Workload Assessment

The data reported reflect the case management system. The case types reported may not necessitate judicial involvement.

Dispositions by Major Case Category**

Category	Summary	Change	% Change	Absolute Change
Adult Criminal	612	▲	+0.5%	+3
Child Dependency	140	▼	-18.1%	-31
Child in Need of Services/Supervision	16	▲	+6.7%	+1
Custody and Visitation	614	▲	-15.1%	-109
Delinquency	181	▲	-17.7%	-39
Juvenile Miscellaneous	12	▲	-20.0%	-3
New to Workload Study	5	▼	-54.5%	-6
Other	174	▼	-11.2%	-22
Protective Orders	175	▼	+1.7%	+3
Support	341	▲	+17.6%	+51
Traffic	68	▲	+30.8%	+16
GRAND TOTAL	2,338	▼	-5.5%	-136

* Compared to same time period as previous year

** Case Type Categories are defined in the 2017 Virginia Judicial Workload Assessment

The data reported reflect the case management system. The case types reported may not necessitate judicial involvement.

2024 Overall GRAND TOTAL		Distribution of Caseload			Change*		Percentage (%) of Caseload		
2,047 +328 19.1% 	2024 2023	Adult	1,047	51%	15.3% ▲	+139	Adult	2023	2024
		Juvenile	1,000	49%	23.3% ▲	+189	Juvenile	47.2%	51.1%
GRAND TOTAL		2,047	100%	19.1% ▲	+328	GRAND TOTAL	100%	100%	

Dispositions by Division & Code

Division	Case Type Description	Code	Summary	Change	% Change	Absolute Change
Adult	Misdemeanor	CM	263	▲	+24.1%	+51
	Civil Support	VS	180	▼	-9.5%	-19
	Other	OT	179	▲	+57.0%	+65
	Family Abuse - Protective Order	FP	138	▲	+35.3%	+36
	Show Cause	SC	125	▲	+5.0%	+6
	Felony	CF	79	▲	+6.8%	+5
	Capias	CA	58	▼	-15.9%	-11
	Motion - Protective Order	MP	13	↔		-
	Non-Family Abuse Protective Order	AP	9	▲	+125.0%	+5
	Remand Support	RS	3	▲	-	+3
	Protective Order	PC	0	▼	-100.0%	-2
Total			1,047	▲	15.3%	+139
Juvenile	Custody Visitation	CV	584	▲	+14.5%	+74
	Misdemeanor	DM	160	▲	+56.9%	+58
	Felony	DF	73	▲	+21.7%	+13
	Traffic	T	64	▲	+25.5%	+13
	Non-Family Abuse Protective Order	AP	26	▲	+18.2%	+4
	Civil Violation	CI	18	▲	+38.5%	+5
	Show Cause	SC	17	▲	+142.9%	+10
	Foster Care Review	FC	14	▲	+100.0%	+7
	Family Abuse - Protective Order	FP	12	▲	+1,100.0%	+11
	Capias	CA	9	▲	+50.0%	+3
	Paternity	PT	6	▲	+50.0%	+2
	Terminate Parental Rights	TP	6	▲	-	+6
	Remand Custody	RC	3	▲	-	+3
	Abuse and Neglect	AN	2	▼	-81.8%	-9
	Initial Foster Care	IF	2	▼	-75.0%	-6
	Permanency Planning	PH	1	▼	-66.7%	-2
	Remand Visitation	RV	1	▲	-	+1
	Special Immigrant Juvenile Status	SI	1	▲	-	+1
	Status	ST	1	▼	-50.0%	-1
	Entrustment	ET	0	▼	-100.0%	-1
	Restoration of Parental Rights	RR	0	▼	-100.0%	-2
Truancy	TR	0	▼	-100.0%	-1	
Total			1,000	▲	23.3%	+189
GRAND TOTAL			2,047	▲	19.1%	+328

Dispositions by Major Case Category**

Category	Summary	Change	% Change	Absolute Change
Adult Criminal	500	▼	+10.1%	+46
Child Dependency	25	▲	-16.7%	-5
Child in Need of Services/Supervision	0	▼	-100.0%	-1
Custody and Visitation	590	▲	+14.8%	+76
Delinquency	259	▲	+48.0%	+84
Juvenile Miscellaneous	1	▼	-50.0%	-1
New to Workload Study	19	▲	+46.2%	+6

* Compared to same time period as previous year
 ** Case Type Categories are defined in the 2017 Virginia Judicial Workload Assessment
 The data reported reflect the case management system. The case types reported may not necessitate judicial involvement.

Other	186	▲	+60.3%	+70
Protective Orders	198	▲	+39.4%	+56
Support	205	▼	-7.2%	-16
Traffic	64	▲	+25.5%	+13
GRAND TOTAL	2,047	▲	19.1%	+328

* Compared to same time period as previous year

** Case Type Categories are defined in the 2017 Virginia Judicial Workload Assessment

The data reported reflect the case management system. The case types reported may not necessitate judicial involvement.

2024 Overall GRAND TOTAL		Distribution of Caseload		Change*		Percentage (%) of Caseload		
247 +43 21.1% 	Adult Juvenile GRAND TOTAL	155	63%	16.5% ▲	+22	Adult	2023	2024
		92	37%	29.6% ▲	+21	Juvenile	65.2%	62.8%
		247	100%	21.1% ▲	+43	GRAND TOTAL	100%	100%

Dispositions by Division & Code

Division	Case Type Description	Code	Summary	Change	% Change	Absolute Change
Adult	Civil Support	VS	44	▲	+91.3%	+21
	Misdemeanor	CM	31	▼	-16.2%	-6
	Other	OT	23	▼	-32.4%	-11
	Show Cause	SC	23	▲	+64.3%	+9
	Family Abuse - Protective Order	FP	17	▲	+54.5%	+6
	Capias	CA	10	▲	+42.9%	+3
	Felony	CF	6	▲	+20.0%	+1
	Motion - Protective Order	MP	1	↔		-
	Non-Family Abuse Protective Order	AP	0	▼	-100.0%	-1
	Total			155	▲	16.5%
Juvenile	Custody Visitation	CV	77	▲	+37.5%	+21
	Traffic	T	4	▼	-50.0%	-4
	Paternity	PT	3	▲	+50.0%	+1
	Foster Care Review	FC	2	▲	+100.0%	+1
	Misdemeanor	DM	2	↔		-
	Non-Family Abuse Protective Order	AP	2	▲	-	+2
	Abuse and Neglect	AN	1	▲	-	+1
	Child In Need of Services	CS	1	▲	-	+1
	Felony	DF	0	▼	-100.0%	-1
Truancy	TR	0	▼	-100.0%	-1	
Total			92	▲	29.6%	+21
GRAND TOTAL			247	▲	21.1%	+43

Dispositions by Major Case Category**

Category	Summary	Change	% Change	Absolute Change
Adult Criminal	52	▲	+2.0%	+1
Child Dependency	3	▲	+200.0%	+2
Child in Need of Services/Supervision	1	▲		0
Custody and Visitation	80	▲	+37.9%	+22
Delinquency	2	▼	-33.3%	-1
Other	23	▼	-32.4%	-11
Protective Orders	20	▲	+53.8%	+7
Support	62	▲	+77.1%	+27
Traffic	4	▼	-50.0%	-4
GRAND TOTAL	247	▲	21.1%	+43

* Compared to same time period as previous year

** Case Type Categories are defined in the 2017 Virginia Judicial Workload Assessment

The data reported reflect the case management system. The case types reported may not necessitate judicial involvement.

2024 Overall GRAND TOTAL		Distribution of Caseload		Change*		Percentage (%) of Caseload			
657 -30 -4.4% 		Adult	309	47%	-6.1% ▼	-20	Adult	47.9%	47.0%
		Juvenile	348	53%	-2.8% ▼	-10	Juvenile	52.1%	53.0%
		GRAND TOTAL	657	100%	-4.4% ▼	-30	GRAND TOTAL	100%	100%

Dispositions by Division & Code

Division	Case Type Description	Code	Summary	Change	% Change	Absolute Change
Adult	Show Cause	SC	69	▲	+6.2%	+4
	Misdemeanor	CM	64	▼	-30.4%	-28
	Civil Support	VS	61	▲	+8.9%	+5
	Other	OT	40	▲	+233.3%	+28
	Family Abuse - Protective Order	FP	34	▲	+9.7%	+3
	Felony	CF	26	▼	-29.7%	-11
	Capias	CA	14	▼	-56.3%	-18
	Motion - Protective Order	MP	1	▼	-66.7%	-2
	Restricted License for Non-Support	SL	0	▼	-100.0%	-1
	Total			309	▼	-6.1%
Juvenile	Custody Visitation	CV	148	▲	+42.3%	+44
	Traffic	T	56	▲	+3.7%	+2
	Misdemeanor	DM	39	▼	-40.9%	-27
	Permanency Planning	PH	32	▲	+966.7%	+29
	Foster Care Review	FC	22	▼	-60.0%	-33
	Felony	DF	20	▲	+81.8%	+9
	Abuse and Neglect	AN	12	▼	-61.3%	-19
	Paternity	PT	4	▲	-	+4
	Show Cause	SC	3	▲	+200.0%	+2
	Status	ST	3	▲	-50.0%	-3
	Child In Need of Services	CS	2	▼	-50.0%	-2
	Special Immigrant Juvenile Status	SI	2	▲	-	+2
	Temporary Detention Order	TD	2	▲	-	+2
	Capias	CA	1	▲	-	+1
	Civil Violation	CI	1	↔	-	-
	Terminate Parental Rights	TP	1	▼	-66.7%	-2
	Emergency Custody Order	EC	0	▼	-100.0%	-1
	Family Abuse - Protective Order	FP	0	▼	-100.0%	-2
	Initial Foster Care	IF	0	▼	-100.0%	-7
	Non-Family Abuse Protective Order	AP	0	▼	-100.0%	-4
	Other	OT	0	▼	-100.0%	-1
	Remand Custody	RC	0	▼	-100.0%	-1
	Remand Visitation	RV	0	▼	-100.0%	-1
Truancy	TR	0	▼	-100.0%	-2	
Total			348	▼	-2.8%	-10
GRAND TOTAL			657	▼	-4.4%	-30

Dispositions by Major Case Category**

Category	Summary	Change	% Change	Absolute Change
Adult Criminal	155	▼	-15.3%	-28
Child Dependency	67	▲	-32.3%	-32
Child in Need of Services/Supervision	3	▲	-50.0%	-3
Custody and Visitation	152	▲	+46.2%	+48
Delinquency	62	▲	-20.5%	-16
Juvenile Miscellaneous	3	▲	-50.0%	-3
New to Workload Study	3	▲	+200.0%	+2

* Compared to same time period as previous year
 ** Case Type Categories are defined in the 2017 Virginia Judicial Workload Assessment
 The data reported reflect the case management system. The case types reported may not necessitate judicial involvement.

CPSS - JCMS CASELOAD STATISTICS OF THE JUVENILE & DOMESTIC RELATIONS DISTRICT COURTS
 January 2024 thru December 2024 Dispositions (Compared to January 2023 thru December 2023)

Other	42	▲	+162.5%	+26
Protective Orders	35	▼	-12.5%	-5
Support	79	▼	-21.0%	-21
Traffic	56	▲	+3.7%	+2
GRAND TOTAL	657	▼	-4.4%	-30

* Compared to same time period as previous year
 ** Case Type Categories are defined in the 2017 Virginia Judicial Workload Assessment
 The data reported reflect the case management system. The case types reported may not necessitate judicial involvement.

2024 Overall GRAND TOTAL		Distribution of Caseload			Change*		Percentage (%) of Caseload		
14,728 +798 5.7% 		Adult	9,306	63%	4.7% ▲	+414	Adult	63.8%	63.2%
		Juvenile	5,422	37%	7.6% ▲	+384	Juvenile	36.2%	36.8%
GRAND TOTAL		14,728	100%		5.7% ▲	+798	GRAND TOTAL	100%	100%

Dispositions by Division & Code

Division	Case Type Description	Code	Summary	Change	% Change	Absolute Change
Adult	Misdemeanor	CM	2,465	▲	+9.8%	+220
	Other	OT	1,635	▼	+1.1%	+18
	Show Cause	SC	1,499	▼	+3.7%	+54
	Civil Support	VS	1,291	▲	+11.4%	+132
	Felony	CF	893	▲	+23.2%	+168
	Capias	CA	817	▼	-20.4%	-209
	Family Abuse - Protective Order	FP	601	▲	+6.9%	+39
	Violation of Protective Order	PV	29	▼	-6.5%	-2
	Non-Family Abuse Protective Order	AP	28	▼	-3.4%	-1
	Motion - Protective Order	MP	22	▼	-12.0%	-3
	Remand Support	RS	18	▼	-14.3%	-3
	Bond Forfeiture	BF	3	↔		-
	Restricted License for Non-Support	SL	3	↔		-
	Protective Order	PC	2	▲	-	+2
Temporary Detention Order	TD	0	▼	-100.0%	-1	
Total			9,306	▲	4.7%	+414
Juvenile	Custody Visitation	CV	2,847	▼	-6.6%	-202
	Misdemeanor	DM	744	▲	+52.8%	+257
	Felony	DF	277	▲	+16.9%	+40
	Civil Violation	CI	195	▲	+103.1%	+99
	Truancy	TR	179	▲	+9.8%	+16
	Mental Commitment	MC	159	▲	+8.9%	+13
	Status	ST	144	▼	+45.5%	+45
	Traffic	T	116	▲	+14.9%	+15
	Foster Care Review	FC	98	▲	+32.4%	+24
	Non-Family Abuse Protective Order	AP	95	▲	+82.7%	+43
	Abuse and Neglect	AN	87	▲	+13.0%	+10
	Paternity	PT	81	▼	-9.0%	-8
	Permanency Planning	PH	77	▲	+20.3%	+13
	Initial Foster Care	IF	66	▲	+78.4%	+29
	Show Cause	SC	59	▲	+31.1%	+14
	Child In Need of Services	CS	57	▲	+39.0%	+16
	Terminate Parental Rights	TP	39	▼	-15.2%	-7
	Remand Custody	RC	32	▼	-20.0%	-8
	Other	OT	27	▲	-6.9%	-2
	Special Immigrant Juvenile Status	SI	18	▲	+350.0%	+14
	Voluntary Continuing Services and Support Agree	VA	10	▲	+100.0%	+5
	Family Abuse - Protective Order	FP	5	▲	+25.0%	+1
	Temporary Detention Order	TD	5	▼	-85.3%	-29
	Emergency Custody Order	EC	2	▼	-89.5%	-17
	Capias	CA	1	▲	-	+1
	Motion - Protective Order	MP	1	▲	-	+1
	Remand Visitation	RV	1	▲	-	+1
Total			5,422	▲	7.6%	+384
GRAND TOTAL			14,728	▲	5.7%	+798

* Compared to same time period as previous year
 ** Case Type Categories are defined in the 2017 Virginia Judicial Workload Assessment
 The data reported reflect the case management system. The case types reported may not necessitate judicial involvement.

Dispositions by Major Case Category**

Category	Summary	Change	% Change	Absolute Change
Adult Criminal	5,244	▲	+6.7%	+327
Child Dependency	377	▲	+24.4%	+74
Child in Need of Services/Supervision	236	▲	+15.7%	+32
Custody and Visitation	2,928	▼	-6.7%	-210
Delinquency	1,081	▲	+40.6%	+312
Juvenile Miscellaneous	146	▲	+47.5%	+47
New to Workload Study	213	▲	+113.0%	+113
Other	1,877	▲	-1.6%	-30
Protective Orders	752	▲	+11.9%	+80
Support	1,758	▼	+2.2%	+38
Traffic	116	▲	+14.9%	+15
GRAND TOTAL	14,728	▲	5.7%	+798

* Compared to same time period as previous year

** Case Type Categories are defined in the 2017 Virginia Judicial Workload Assessment

The data reported reflect the case management system. The case types reported may not necessitate judicial involvement.

2024 Overall GRAND TOTAL		Distribution of Caseload			Change*		Percentage (%) of Caseload		
10,934 	+432	Adult	6,073	56%	1.9% ▲	+111	Adult	56.8%	55.5%
	4.1%	Juvenile	4,861	44%	7.1% ▲	+321	Juvenile	43.2%	44.5%
		GRAND TOTAL	10,934	100%	4.1% ▲	+432	GRAND TOTAL	100%	100%

Dispositions by Division & Code

Division	Case Type Description	Code	Summary	Change	% Change	Absolute Change
Adult	Misdemeanor	CM	1,339	▲	+10.0%	+122
	Show Cause	SC	1,247	▼	-1.6%	-20
	Other	OT	1,056	▼	-7.5%	-86
	Civil Support	VS	870	▲	+3.2%	+27
	Capias	CA	581	▼	-3.3%	-20
	Family Abuse - Protective Order	FP	440	▲	+2.6%	+11
	Felony	CF	371	▲	+8.8%	+30
	Remand Support	RS	97	▲	+54.0%	+34
	Motion - Protective Order	MP	21	▲	+31.3%	+5
	Non-Family Abuse Protective Order	AP	21	▲	+61.5%	+8
	Violation of Protective Order	PV	20	▼	-16.7%	-4
	Restricted License for Non-Support	SL	7	▲	+40.0%	+2
	Bond Forfeiture	BF	1	↔	-	-
	Criminal Support	CS	1	▲	-	+1
	Return of Desposit (Bondsman)	RD	1	▲	-	+1
Total			6,073	▲	1.9%	+111
Juvenile	Custody Visitation	CV	2,898	▲	+3.1%	+86
	Misdemeanor	DM	468	▲	+19.7%	+77
	Felony	DF	201	▲	+14.9%	+26
	Truancy	TR	160	▲	+26.0%	+33
	Status	ST	133	▼	-20.8%	-35
	Paternity	PT	130	▲	+17.1%	+19
	Remand Visitation	RV	127	▲	+58.8%	+47
	Remand Custody	RC	125	▲	+52.4%	+43
	Traffic	T	80	▲	+14.3%	+10
	Permanency Planning	PH	73	▲	+14.1%	+9
	Foster Care Review	FC	68	▲	+28.3%	+15
	Temporary Detention Order	TD	62	▼	-25.3%	-21
	Abuse and Neglect	AN	51	▼	-42.7%	-38
	Terminate Parental Rights	TP	47	▲	+135.0%	+27
	Non-Family Abuse Protective Order	AP	35	↔	-	-
	Show Cause	SC	33	▼	+3.1%	+1
	Emergency Custody Order	EC	30	▲	+87.5%	+14
	Initial Foster Care	IF	29	▼	-43.1%	-22
	Voluntary Continuing Services and Support Agree	VA	29	▲	+70.6%	+12
	Family Abuse - Protective Order	FP	20	▲	+185.7%	+13
	Other	OT	16	▲	+220.0%	+11
	Capias	CA	13	▼	-18.8%	-3
	Entrustment	ET	10	▲	+150.0%	+6
	Civil Violation	CI	8	▼	-50.0%	-8
	Child In Need of Services	CS	5	▼	-28.6%	-2
	Relief of Custody	CR	4	▼	-33.3%	-2
	Special Immigrant Juvenile Status	SI	3	▲	+200.0%	+2
	Mental Commitment	MC	2	▲	+100.0%	+1
	Juvenile Support	JS	1	▲	-	+1
	Emancipation	EP	0	▼	-100.0%	-1
Total			4,861	▲	7.1%	+321
GRAND TOTAL			10,934	▲	4.1%	+432

* Compared to same time period as previous year

** Case Type Categories are defined in the 2017 Virginia Judicial Workload Assessment

The data reported reflect the case management system. The case types reported may not necessitate judicial involvement.

Dispositions by Major Case Category**

Category	Summary	Change	% Change	Absolute Change
Adult Criminal	3,167	▼	+3.6%	+111
Child Dependency	311	▲	+2.3%	+7
Child in Need of Services/Supervision	165	▼	+17.0%	+24
Custody and Visitation	3,028	▲	+3.6%	+105
Delinquency	715	▲	+17.8%	+108
Juvenile Miscellaneous	133	▼	-21.3%	-36
New to Workload Study	11	▲	-35.3%	-6
Other	1,516	▲	+3.0%	+44
Protective Orders	537	▲	+7.4%	+37
Support	1,271	▲	+2.3%	+28
Traffic	80	▲	+14.3%	+10
GRAND TOTAL	10,934	▲	4.1%	+432

* Compared to same time period as previous year

** Case Type Categories are defined in the 2017 Virginia Judicial Workload Assessment

The data reported reflect the case management system. The case types reported may not necessitate judicial involvement.

2024 Overall GRAND TOTAL		Distribution of Caseload		Change*		Percentage (%) of Caseload		
279 +30 12.0% 	Adult	158	57%	1.3%	▲	+2	2023	2024
	Juvenile	121	43%	30.1%	▲	+28	62.7%	56.6%
GRAND TOTAL		279	100%	12.0%	▲	+30	100%	100%

Dispositions by Division & Code

Division	Case Type Description	Code	Summary	Change	% Change	Absolute Change
Adult	Other	OT	34	▲	+41.7%	+10
	Civil Support	VS	32	▲	+33.3%	+8
	Misdemeanor	CM	26	▼	-16.1%	-5
	Show Cause	SC	26	▲	+36.8%	+7
	Family Abuse - Protective Order	FP	17	↔		-
	Capias	CA	9	▼	-30.8%	-4
	Felony	CF	7	▼	-69.6%	-16
	Violation of Protective Order	PV	4	▲	+300.0%	+3
	Bond Forfeiture	BF	1	▼	-50.0%	-1
	Motion - Protective Order	MP	1	↔		-
	Remand Support	RS	1	↔		-
Total			158	▲	1.3%	+2
Juvenile	Custody Visitation	CV	85	▲	+14.9%	+11
	Abuse and Neglect	AN	12	▲	+500.0%	+10
	Misdemeanor	DM	8	▲	+166.7%	+5
	Motion - Protective Order	MP	4	▲	-	+4
	Traffic	T	3	▲	+200.0%	+2
	Child In Need of Services	CS	2	▲	-	+2
	Paternity	PT	2	▲	-	+2
	Show Cause	SC	2	▲	-	+2
	Truancy	TR	2	▲	+100.0%	+1
	Felony	DF	1	▲	-	+1
	Child at Risk	RI	0	▼	-100.0%	-1
	Foster Care Review	FC	0	▼	-100.0%	-1
	Non-Family Abuse Protective Order	AP	0	▼	-100.0%	-2
	Remand Custody	RC	0	▼	-100.0%	-3
	Remand Visitation	RV	0	▼	-100.0%	-3
	Temporary Detention Order	TD	0	▼	-100.0%	-2
	Total			121	▲	30.1%
GRAND TOTAL			279	▲	12.0%	+30

Dispositions by Major Case Category**

Category	Summary	Change	% Change	Absolute Change	
Adult Criminal	63	▲	-20.3%	-16	
Child Dependency	12	▲	+200.0%	+8	
Child in Need of Services/Supervision	4	▲	+300.0%	+3	
Custody and Visitation	87	▲	+17.6%	+13	
Delinquency	11	▲	+266.7%	+8	
Other	35	▲	+6.1%	+2	
Protective Orders	22	▲	+10.0%	+2	
Support	42	▲	+23.5%	+8	
Traffic	3	▲	+200.0%	+2	
GRAND TOTAL		279	▲	12.0%	+30

* Compared to same time period as previous year

** Case Type Categories are defined in the 2017 Virginia Judicial Workload Assessment

The data reported reflect the case management system. The case types reported may not necessitate judicial involvement.

2024 Overall GRAND TOTAL		Distribution of Caseload		Change*		Percentage (%) of Caseload			
2,166	-112 -4.9%	Adult	1,178	54%	-6.8% ▼	-86	Adult	55.5%	54.4%
2024		Juvenile	988	46%	-2.6% ▼	-26	Juvenile	44.5%	45.6%
2023		GRAND TOTAL	2,166	100%	-4.9% ▼	-112	GRAND TOTAL	100%	100%

Dispositions by Division & Code

Division	Case Type Description	Code	Summary	Change	% Change	Absolute Change	
Adult	Misdemeanor	CM	280	▲	+6.9%	+18	
	Show Cause	SC	237	▲	+11.3%	+24	
	Other	OT	210	▼	-14.6%	-36	
	Civil Support	VS	174	▼	-17.9%	-38	
	Family Abuse - Protective Order	FP	96	▼	-20.7%	-25	
	Felony	CF	54	▼	-11.5%	-7	
	Capias	CA	43	▼	-48.2%	-40	
	Remand Support	RS	29	▲	+93.3%	+14	
	Motion - Protective Order	MP	25	▲	+8.7%	+2	
	Violation of Protective Order	PV	22	▲	+83.3%	+10	
	Non-Family Abuse Protective Order	AP	7	▲	+16.7%	+1	
	Restricted License for Non-Support	SL	1	▼	-85.7%	-6	
	Bond Forfeiture	BF	0	▼	-100.0%	-1	
	Protective Order	PC	0	▼	-100.0%	-1	
	Violation Family Abuse Protective Order	PS	0	▼	-100.0%	-1	
	Total		1,178	▼	-6.8%	-86	
Juvenile	Custody Visitation	CV	615	▼	-8.2%	-55	
	Misdemeanor	DM	88	▲	+10.0%	+8	
	Remand Custody	RC	49	▲	+145.0%	+29	
	Remand Visitation	RV	46	▲	+109.1%	+24	
	Traffic	T	42	▼	-2.3%	-1	
	Status	ST	34	▲	+30.8%	+8	
	Motion - Protective Order	MP	14	▲	+27.3%	+3	
	Foster Care Review	FC	13	▲	+8.3%	+1	
	Temporary Detention Order	TD	10	▲	+11.1%	+1	
	Child In Need of Services	CS	9	▲	+125.0%	+5	
	Felony	DF	9	▼	-75.7%	-28	
	Other	OT	9	▲	+800.0%	+8	
	Paternity	PT	9	▲	+12.5%	+1	
	Permanency Planning	PH	9	▼	-10.0%	-1	
	Non-Family Abuse Protective Order	AP	6	▼	-33.3%	-3	
	Abuse and Neglect	AN	5	▼	-50.0%	-5	
	Initial Foster Care	IF	5	▼	-28.6%	-2	
	Show Cause	SC	4	▼	-60.0%	-6	
	Truancy	TR	3	▼	-50.0%	-3	
	Entrustment	ET	2	▲	-	+2	
	Terminate Parental Rights	TP	2	▼	-77.8%	-7	
	Civil Violation	CI	1	▼	-85.7%	-6	
	Emancipation	EP	1	▲	-	+1	
	Emergency Custody Order	EC	1	↔	-	-	
	Relief of Custody	CR	1	▲	-	+1	
	Voluntary Continuing Services and Support Agree	VA	1	▼	-50.0%	-1	
		Total		988	▼	-2.6%	-26
	GRAND TOTAL			2,166	▼	-4.9%	-112

* Compared to same time period as previous year

** Case Type Categories are defined in the 2017 Virginia Judicial Workload Assessment

The data reported reflect the case management system. The case types reported may not necessitate judicial involvement.

Dispositions by Major Case Category**

Category	Summary	Change	% Change	Absolute Change
Adult Criminal	578	▼	-1.5%	-9
Child Dependency	38	▲	-24.0%	-12
Child in Need of Services/Supervision	12	▲	+20.0%	+2
Custody and Visitation	624	▲	-8.0%	-54
Delinquency	101	▼	-20.5%	-26
Juvenile Miscellaneous	35	▲	+34.6%	+9
New to Workload Study	1	▼	-85.7%	-6
Other	354	▲	+12.7%	+40
Protective Orders	148	▼	-12.9%	-22
Support	233	▼	-12.4%	-33
Traffic	42	▼	-2.3%	-1
GRAND TOTAL	2,166	▼	-4.9%	-112

* Compared to same time period as previous year

** Case Type Categories are defined in the 2017 Virginia Judicial Workload Assessment

The data reported reflect the case management system. The case types reported may not necessitate judicial involvement.

2024 Overall GRAND TOTAL		Distribution of Caseload		Change*		Percentage (%) of Caseload			
470	-21 -4.3%	Adult	230 49%	-4.6%	▼	-11	Adult	49.1%	48.9%
		Juvenile	240 51%	-4.0%	▼	-10	Juvenile	50.9%	51.1%
		GRAND TOTAL	470 100%	-4.3%	▼	-21	GRAND TOTAL	100%	100%

Dispositions by Division & Code

Division	Case Type Description	Code	Summary	Change	% Change	Absolute Change
Adult	Misdemeanor	CM	58	▲	+1.8%	+1
	Other	OT	52	▼	-25.7%	-18
	Civil Support	VS	38	▼	-2.6%	-1
	Show Cause	SC	28	▲	+47.4%	+9
	Family Abuse - Protective Order	FP	25	▲	+4.2%	+1
	Capias	CA	13	▲	+333.3%	+10
	Felony	CF	6	▼	-60.0%	-9
	Motion - Protective Order	MP	5	↔		-
	Violation of Protective Order	PV	3	▼	-50.0%	-3
	Non-Family Abuse Protective Order	AP	1	▼	-66.7%	-2
	Restricted License for Non-Support	SL	1	▲	-	+1
	Total		230	▼	-4.6%	-11
Juvenile	Custody Visitation	CV	124	▼	-12.7%	-18
	Misdemeanor	DM	28	↔		-
	Traffic	T	18	▼	-64.7%	-33
	Abuse and Neglect	AN	15	▲	+1,400.0%	+14
	Foster Care Review	FC	14	▲	+600.0%	+12
	Non-Family Abuse Protective Order	AP	8	▲	+166.7%	+5
	Paternity	PT	6	▲	+100.0%	+3
	Permanency Planning	PH	5	▲	-	+5
	Felony	DF	4	▼	-20.0%	-1
	Initial Foster Care	IF	4	▲	+300.0%	+3
	Other	OT	3	▲	-	+3
	Show Cause	SC	3	↔		-
	Child In Need of Services	CS	2	▲	+100.0%	+1
	Status	ST	2	▲	-	+2
	Truancy	TR	2	▼	-33.3%	-1
	Capias	CA	1	▲	-	+1
	Special Immigrant Juvenile Status	SI	1	▲	-	+1
	Civil Violation	CI	0	▼	-100.0%	-2
	Entrustment	ET	0	▼	-100.0%	-3
	Temporary Detention Order	TD	0	▼	-100.0%	-1
Voluntary Continuing Services and Support Agreem	VA	0	▼	-100.0%	-1	
	Total		240	▼	-4.0%	-10
GRAND TOTAL			470	▼	-4.3%	-21

Dispositions by Major Case Category**

Category	Summary	Change	% Change	Absolute Change
Adult Criminal	95	▲	+3.3%	+3
Child Dependency	38	▲	+375.0%	+30
Child in Need of Services/Supervision	4	▲		0
Custody and Visitation	130	▲	-10.3%	-15
Delinquency	36	▲		0
Juvenile Miscellaneous	2	▲	-	+2
New to Workload Study	1	▲	-50.0%	-1
Other	55	▲	-22.5%	-16

* Compared to same time period as previous year
 ** Case Type Categories are defined in the 2017 Virginia Judicial Workload Assessment
 The data reported reflect the case management system. The case types reported may not necessitate judicial involvement.

Protective Orders	39	▲	+11.4%	+4
Support	52	▲	+10.6%	+5
Traffic	18	▼	-64.7%	-33
GRAND TOTAL	470	▼	-4.3%	-21

* Compared to same time period as previous year

** Case Type Categories are defined in the 2017 Virginia Judicial Workload Assessment

The data reported reflect the case management system. The case types reported may not necessitate judicial involvement.

2024 Overall GRAND TOTAL		Distribution of Caseload			Change*		Percentage (%) of Caseload		
1,116 +81 7.8% 		Adult	662	59%	27.6% ▲	+143	Adult	50.1%	59.3%
		Juvenile	454	41%	-12.0% ▼	-62	Juvenile	49.9%	40.7%
GRAND TOTAL		1,116	100%	7.8% ▲	+81	GRAND TOTAL	100%	100%	

Dispositions by Division & Code

Division	Case Type Description	Code	Summary	Change	% Change	Absolute Change
Adult	Other	OT	149	▲	+52.0%	+51
	Misdemeanor	CM	141	▲	+19.5%	+23
	Show Cause	SC	107	▲	+69.8%	+44
	Civil Support	VS	105	▼	-1.9%	-2
	Family Abuse - Protective Order	FP	64	▲	+20.8%	+11
	Felony	CF	37	▲	+94.7%	+18
	Capias	CA	33	▼	+3.1%	+1
	Motion - Protective Order	MP	10	↔		-
	Remand Support	RS	7	▲	+133.3%	+4
	Violation of Protective Order	PV	5	↔		-
	Criminal Support	CS	2	▲	-	+2
	Non-Family Abuse Protective Order	AP	2	▼	-77.8%	-7
	Protective Order	PC	0	▼	-100.0%	-1
	Restricted License for Non-Support	SL	0	▼	-100.0%	-1
Total			662	▲	27.6%	+143
Juvenile	Custody Visitation	CV	292	▼	-22.8%	-86
	Misdemeanor	DM	52	▲	+2.0%	+1
	Traffic	T	35	▼	-2.8%	-1
	Remand Custody	RC	10	▲	+100.0%	+5
	Remand Visitation	RV	10	▲	+400.0%	+8
	Truancy	TR	9	▲	+80.0%	+4
	Paternity	PT	8	▲	+100.0%	+4
	Felony	DF	7	↔		-
	Show Cause	SC	6	↔		-
	Terminate Parental Rights	TP	6	▲	-	+6
	Foster Care Review	FC	4	▼	-20.0%	-1
	Non-Family Abuse Protective Order	AP	4	▲	+100.0%	+2
	Child In Need of Services	CS	3	▲	+50.0%	+1
	Status	ST	3	▲	+50.0%	+1
	Abuse and Neglect	AN	1	▼	-50.0%	-1
	Emergency Custody Order	EC	1	▲	-	+1
	Other	OT	1	▲	-	+1
	Permanency Planning	PH	1	▼	-75.0%	-3
	Temporary Detention Order	TD	1	▲	-	+1
	Civil Violation	CI	0	▼	-100.0%	-1
	Family Abuse - Protective Order	FP	0	▼	-100.0%	-2
	Initial Foster Care	IF	0	▼	-100.0%	-1
	Qualified Residential Treatment	QR	0	▼	-100.0%	-1
	Total			454	▼	-12.0%
GRAND TOTAL			1,116	▲	7.8%	+81

Dispositions by Major Case Category**

Category	Summary	Change	% Change	Absolute Change
Adult Criminal	271	▲	+20.4%	+46
Child Dependency	12	▲	-7.7%	-1
Child in Need of Services/Supervision	12	▲	+71.4%	+5
Custody and Visitation	300	▲	-21.5%	-82

* Compared to same time period as previous year
 ** Case Type Categories are defined in the 2017 Virginia Judicial Workload Assessment
 The data reported reflect the case management system. The case types reported may not necessitate judicial involvement.

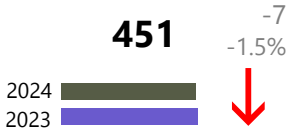
CPSS - JCMS CASELOAD STATISTICS OF THE JUVENILE & DOMESTIC RELATIONS DISTRICT COURTS
 January 2024 thru December 2024 Dispositions (Compared to January 2023 thru December 2023)

Delinquency	65	▲	+1.6%	+1
Juvenile Miscellaneous	3	▲	+50.0%	+1
New to Workload Study	0	▼	-100.0%	-1
Other	179	▲	+65.7%	+71
Protective Orders	80	▼	+5.3%	+4
Support	159	▲	+31.4%	+38
Traffic	35	▼	-2.8%	-1
GRAND TOTAL	1,116	▲	7.8%	+81

* Compared to same time period as previous year

** Case Type Categories are defined in the 2017 Virginia Judicial Workload Assessment

The data reported reflect the case management system. The case types reported may not necessitate judicial involvement.

2024 Overall GRAND TOTAL		Distribution of Caseload		Change*		Percentage (%) of Caseload			
451 	-7	Adult	207	46%	1.5% ▲	+3	Adult	44.5%	45.9%
	-1.5%	Juvenile	244	54%	-3.9% ▼	-10	Juvenile	55.5%	54.1%
		GRAND TOTAL	451	100%	-1.5% ▼	-7	GRAND TOTAL	100%	100%

Dispositions by Division & Code

Division	Case Type Description	Code	Summary	Change	% Change	Absolute Change	
Adult	Misdemeanor	CM	52	▲	+67.7%	+21	
	Civil Support	VS	37	▼	-27.5%	-14	
	Other	OT	34	▼	-2.9%	-1	
	Show Cause	SC	34	▼	-20.9%	-9	
	Family Abuse - Protective Order	FP	16	▲	+6.7%	+1	
	Capias	CA	12	▼	-20.0%	-3	
	Violation of Protective Order	PV	10	▲	-	+10	
	Felony	CF	7	▼	-30.0%	-3	
	Motion - Protective Order	MP	3	▲	+50.0%	+1	
	Non-Family Abuse Protective Order	AP	1	↔	-	-	
	Restricted License for Non-Support	SL	1	▲	-	+1	
	Remand Support	RS	0	▼	-100.0%	-1	
		Total		207	▲	1.5%	+3
Juvenile	Custody Visitation	CV	137	▼	-8.1%	-12	
	Misdemeanor	DM	17	▼	-10.5%	-2	
	Traffic	T	17	▲	+70.0%	+7	
	Abuse and Neglect	AN	16	▼	-11.1%	-2	
	Status	ST	16	▲	+300.0%	+12	
	Felony	DF	9	▲	+50.0%	+3	
	Permanency Planning	PH	7	▲	+250.0%	+5	
	Initial Foster Care	IF	6	▼	-25.0%	-2	
	Show Cause	SC	4	▼	-20.0%	-1	
	Terminate Parental Rights	TP	4	▲	-	+4	
	Truancy	TR	3	▼	-66.7%	-6	
	Foster Care Review	FC	2	▼	-71.4%	-5	
	Capias	CA	1	▲	-	+1	
	Child In Need of Services	CS	1	▼	-75.0%	-3	
	Emancipation	EP	1	▲	-	+1	
	Entrustment	ET	1	↔	-	-	
	Other	OT	1	▲	-	+1	
	Paternity	PT	1	▼	-50.0%	-1	
	Civil Violation	CI	0	▼	-100.0%	-1	
	Emergency Custody Order	EC	0	▼	-100.0%	-1	
	Motion - Protective Order	MP	0	▼	-100.0%	-2	
	Remand Custody	RC	0	▼	-100.0%	-2	
	Remand Visitation	RV	0	▼	-100.0%	-2	
	Temporary Detention Order	TD	0	▼	-100.0%	-1	
	Voluntary Continuing Services and Support Agreem	VA	0	▼	-100.0%	-1	
		Total		244	▼	-3.9%	-10
	GRAND TOTAL			451	▼	-1.5%	-7

Dispositions by Major Case Category**

Category	Summary	Change	% Change	Absolute Change
Adult Criminal	109	▲	+36.3%	+29
Child Dependency	36	▲	-2.7%	-1
Child in Need of Services/Supervision	4	▼	-69.2%	-9
Custody and Visitation	138	▼	-8.6%	-13

* Compared to same time period as previous year
 ** Case Type Categories are defined in the 2017 Virginia Judicial Workload Assessment
 The data reported reflect the case management system. The case types reported may not necessitate judicial involvement.

CPSS - JCMS CASELOAD STATISTICS OF THE JUVENILE & DOMESTIC RELATIONS DISTRICT COURTS
 January 2024 thru December 2024 Dispositions (Compared to January 2023 thru December 2023)

Delinquency	31	▲	+3.3%	+1
Juvenile Miscellaneous	17	▲	+325.0%	+13
New to Workload Study	0	▼	-100.0%	-1
Other	35	▲	-16.7%	-7
Protective Orders	20	▼		0
Support	44	▲	-37.1%	-26
Traffic	17	▲	+70.0%	+7
GRAND TOTAL	451	▼	-1.5%	-7

* Compared to same time period as previous year

** Case Type Categories are defined in the 2017 Virginia Judicial Workload Assessment

The data reported reflect the case management system. The case types reported may not necessitate judicial involvement.

2024 Overall GRAND TOTAL		Distribution of Caseload		Change*		Percentage (%) of Caseload		
623	-17 -2.7%	Adult	326 52%	3.2% ▲	+10	Adult	49.4%	52.3%
2024		Juvenile	297 48%	-8.3% ▼	-27	Juvenile	50.6%	47.7%
2023		GRAND TOTAL	623 100%	-2.7% ▼	-17	GRAND TOTAL	100%	100%

Dispositions by Division & Code

Division	Case Type Description	Code	Summary	Change	% Change	Absolute Change
Adult	Misdemeanor	CM	68	▲	+23.6%	+13
	Show Cause	SC	66	▲	-2.9%	-2
	Other	OT	58	▲	-10.8%	-7
	Civil Support	VS	32	▼	-31.9%	-15
	Felony	CF	27	▲	+107.7%	+14
	Family Abuse - Protective Order	FP	24	▼	-7.7%	-2
	Capias	CA	22	▼	-4.3%	-1
	Violation of Protective Order	PV	14	▲	+133.3%	+8
	Motion - Protective Order	MP	9	▲	+80.0%	+4
	Non-Family Abuse Protective Order	AP	4	▲	-	+4
	Remand Support	RS	2	▼	-33.3%	-1
	Restricted License for Non-Support	SL	0	▼	-100.0%	-4
	Temporary Detention Order	TD	0	▼	-100.0%	-1
		Total		326	▲	3.2%
Juvenile	Custody Visitation	CV	181	▼	-1.6%	-3
	Misdemeanor	DM	25	▼	-41.9%	-18
	Status	ST	18	▲	+100.0%	+9
	Traffic	T	12	▼	-36.8%	-7
	Initial Foster Care	IF	8	▲	+100.0%	+4
	Felony	DF	7	▼	-41.7%	-5
	Abuse and Neglect	AN	5	▼	-50.0%	-5
	Child In Need of Services	CS	5	▲	+66.7%	+2
	Foster Care Review	FC	4	▲	-	+4
	Permanency Planning	PH	4	▲	-	+4
	Relief of Custody	CR	4	▲	-	+4
	Truancy	TR	4	▼	-20.0%	-1
	Non-Family Abuse Protective Order	AP	3	▲	-	+3
	Paternity	PT	3	▼	-57.1%	-4
	Remand Visitation	RV	3	▲	+200.0%	+2
	Other	OT	2	▲	-	+2
	Remand Custody	RC	2	▲	+100.0%	+1
	Show Cause	SC	2	▼	-83.3%	-10
	Terminate Parental Rights	TP	2	▲	-	+2
	Civil Violation	CI	1	▼	-75.0%	-3
	Motion - Protective Order	MP	1	▼	-80.0%	-4
	Temporary Detention Order	TD	1	▼	-75.0%	-3
	Child at Risk	RI	0	▼	-100.0%	-1
		Total		297	▼	-8.3%
GRAND TOTAL			623	▼	-2.7%	-17

Dispositions by Major Case Category**

Category	Summary	Change	% Change	Absolute Change
Adult Criminal	182	▲	+19.7%	+30
Child Dependency	27	▲	+80.0%	+12
Child in Need of Services/Supervision	9	▲	+12.5%	+1
Custody and Visitation	184	▼	-3.7%	-7
Delinquency	34	▼	-49.3%	-33

* Compared to same time period as previous year
 ** Case Type Categories are defined in the 2017 Virginia Judicial Workload Assessment
 The data reported reflect the case management system. The case types reported may not necessitate judicial involvement.

CPSS - JCMS CASELOAD STATISTICS OF THE JUVENILE & DOMESTIC RELATIONS DISTRICT COURTS
 January 2024 thru December 2024 Dispositions (Compared to January 2023 thru December 2023)

Middlesex

District: 9 FIPS: 119

Juvenile Miscellaneous	18	▲	+100.0%	+9
New to Workload Study	1	▼	-75.0%	-3
Other	68	▲	-9.3%	-7
Protective Orders	41	▲	+13.9%	+5
Support	47	▼	-26.6%	-17
Traffic	12	▼	-36.8%	-7
GRAND TOTAL	623	▼	-2.7%	-17

* Compared to same time period as previous year

** Case Type Categories are defined in the 2017 Virginia Judicial Workload Assessment

The data reported reflect the case management system. The case types reported may not necessitate judicial involvement.

2024 Overall GRAND TOTAL		Distribution of Caseload		Change*		Percentage (%) of Caseload			
1,143	-173 -13.1%	Adult	537	47%	-12.8% ▼	-79	Adult	46.8%	47.0%
2024		Juvenile	606	53%	-13.4% ▼	-94	Juvenile	53.2%	53.0%
2023		GRAND TOTAL	1,143	100%	-13.1% ▼	-173	GRAND TOTAL	100%	100%

Dispositions by Division & Code

Division	Case Type Description	Code	Summary	Change	% Change	Absolute Change	
Adult	Misdemeanor	CM	111	▼	-28.4%	-44	
	Civil Support	VS	108	▼	-10.7%	-13	
	Show Cause	SC	92	▲	+70.4%	+38	
	Other	OT	76	▲	-1.3%	-1	
	Family Abuse - Protective Order	FP	61	▲	+19.6%	+10	
	Felony	CF	41	▼	-52.9%	-46	
	Capias	CA	30	▼	-36.2%	-17	
	Motion - Protective Order	MP	7	▼	-36.4%	-4	
	Remand Support	RS	4	▼	-33.3%	-2	
	Violation of Protective Order	PV	4	▼	-20.0%	-1	
	Non-Family Abuse Protective Order	AP	2	▲	+100.0%	+1	
	Restricted License for Non-Support	SL	1	▲	-	+1	
	Violation Family Abuse Protective Order	PS	0	▼	-100.0%	-1	
	Total		537	▼	-12.8%	-79	
Juvenile	Custody Visitation	CV	369	▼	-8.9%	-36	
	Misdemeanor	DM	81	▼	-19.0%	-19	
	Traffic	T	41	▼	-43.1%	-31	
	Felony	DF	34	▲	+17.2%	+5	
	Paternity	PT	14	▲	+133.3%	+8	
	Show Cause	SC	10	▲	+66.7%	+4	
	Status	ST	8	▼	-50.0%	-8	
	Permanency Planning	PH	6	↔	-	-	
	Temporary Detention Order	TD	5	▲	+400.0%	+4	
	Initial Foster Care	IF	4	▲	+33.3%	+1	
	Non-Family Abuse Protective Order	AP	4	▼	-60.0%	-6	
	Remand Custody	RC	4	▼	-60.0%	-6	
	Remand Visitation	RV	4	▼	-60.0%	-6	
	Terminate Parental Rights	TP	4	▲	+300.0%	+3	
	Abuse and Neglect	AN	3	▼	-57.1%	-4	
	Mental Commitment	MC	3	▲	+50.0%	+1	
	Foster Care Review	FC	2	▼	-33.3%	-1	
	Motion - Protective Order	MP	2	▲	-	+2	
	Relief of Custody	CR	2	▲	-	+2	
	Child In Need of Services	CS	1	▼	-66.7%	-2	
	Emergency Custody Order	EC	1	▲	-	+1	
	Entrustment	ET	1	↔	-	-	
	Other	OT	1	▼	-66.7%	-2	
	Truancy	TR	1	↔	-	-	
	Voluntary Continuing Services and Support Agreem	VA	1	▼	-66.7%	-2	
	Capias	CA	0	▼	-100.0%	-1	
	Family Abuse - Protective Order	FP	0	▼	-100.0%	-1	
		Total		606	▼	-13.4%	-94
	GRAND TOTAL			1,143	▼	-13.1%	-173

* Compared to same time period as previous year

** Case Type Categories are defined in the 2017 Virginia Judicial Workload Assessment

The data reported reflect the case management system. The case types reported may not necessitate judicial involvement.

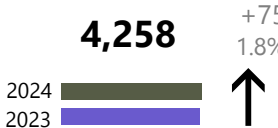
Dispositions by Major Case Category**

Category	Summary	Change	% Change	Absolute Change
Adult Criminal	217	▼	-29.5%	-91
Child Dependency	23	▲	-4.2%	-1
Child in Need of Services/Supervision	2	▼	-50.0%	-2
Custody and Visitation	383	▲	-6.8%	-28
Delinquency	125	▼	-8.1%	-11
Juvenile Miscellaneous	8	▼	-50.0%	-8
Other	98	▲	-10.1%	-11
Protective Orders	76	▲	+2.7%	+2
Support	170	▲	+4.9%	+8
Traffic	41	▼	-43.1%	-31
GRAND TOTAL	1,143	▼	-13.1%	-173

* Compared to same time period as previous year

** Case Type Categories are defined in the 2017 Virginia Judicial Workload Assessment

The data reported reflect the case management system. The case types reported may not necessitate judicial involvement.

2024 Overall GRAND TOTAL		Distribution of Caseload			Change*		Percentage (%) of Caseload		
4,258 	+75	Adult	2,432	57%	12.5% ▲	+271	Adult	51.7%	57.1%
	1.8%	Juvenile	1,826	43%	-9.7% ▼	-196	Juvenile	48.3%	42.9%
		GRAND TOTAL	4,258	100%	1.8% ▲	+75	GRAND TOTAL	100%	100%

Dispositions by Division & Code

Division	Case Type Description	Code	Summary	Change	% Change	Absolute Change	
Adult	Misdemeanor	CM	556	▲	+23.6%	+106	
	Show Cause	SC	495	▲	+12.0%	+53	
	Other	OT	392	▲	-8.6%	-37	
	Civil Support	VS	282	▼	-6.9%	-21	
	Felony	CF	241	▲	+53.5%	+84	
	Capias	CA	200	▲	+57.5%	+73	
	Family Abuse - Protective Order	FP	115	↔		-	
	Remand Support	RS	80	▼	-8.0%	-7	
	Motion - Protective Order	MP	38	▲	+137.5%	+22	
	Violation of Protective Order	PV	24	▲	+4.3%	+1	
	Non-Family Abuse Protective Order	AP	5	↔		-	
	Bond Forfeiture	BF	2	▼	-33.3%	-1	
	Restricted License for Non-Support	SL	2	▼	-33.3%	-1	
	Return of Desposit (Bondsman)	RD	0	▼	-100.0%	-1	
Total			2,432	▲	12.5%	+271	
Juvenile	Custody Visitation	CV	897	▼	-23.1%	-270	
	Misdemeanor	DM	200	▲	+36.1%	+53	
	Remand Custody	RC	127	▲	+14.4%	+16	
	Remand Visitation	RV	125	▲	+7.8%	+9	
	Show Cause	SC	91	▲	+19.7%	+15	
	Traffic	T	65	▲	+47.7%	+21	
	Status	ST	47	▼	+17.5%	+7	
	Felony	DF	41	▲	+41.4%	+12	
	Truancy	TR	36	▼	-20.0%	-9	
	Motion - Protective Order	MP	24	▲	+20.0%	+4	
	Paternity	PT	24	▼	-22.6%	-7	
	Permanency Planning	PH	23	▲	+91.7%	+11	
	Terminate Parental Rights	TP	21	▲	+200.0%	+14	
	Abuse and Neglect	AN	19	▼	-58.7%	-27	
	Temporary Detention Order	TD	17	▲	+70.0%	+7	
	Special Immigrant Juvenile Status	SI	16	▼	-20.0%	-4	
	Other	OT	12	↔		-	
	Foster Care Review	FC	8	▼	-66.7%	-16	
	Initial Foster Care	IF	8	▼	-55.6%	-10	
	Non-Family Abuse Protective Order	AP	7	▼	-58.8%	-10	
	Civil Violation	CI	6	▼	-45.5%	-5	
	Emergency Custody Order	EC	4	↔		-	
	Capias	CA	2	▼	-60.0%	-3	
	Voluntary Continuing Services and Support Agreem	VA	2	↔		-	
	Entrustment	ET	1	▼	-75.0%	-3	
	Family Abuse - Protective Order	FP	1	↔		-	
	Juvenile Support	JS	1	▲	-	+1	
	Violation of Protective Order	PV	1	▲	-	+1	
	Child In Need of Services	CS	0	▼	-100.0%	-3	
	Total			1,826	▼	-9.7%	-196
	GRAND TOTAL			4,258	▲	1.8%	+75

* Compared to same time period as previous year
 ** Case Type Categories are defined in the 2017 Virginia Judicial Workload Assessment
 The data reported reflect the case management system. The case types reported may not necessitate judicial involvement.

Dispositions by Major Case Category**

Category	Summary	Change	% Change	Absolute Change
Adult Criminal	1,431	▲	+29.9%	+329
Child Dependency	82	▲	-27.4%	-31
Child in Need of Services/Supervision	36	▼	-25.0%	-12
Custody and Visitation	921	▼	-23.1%	-277
Delinquency	335	▲	+30.4%	+78
Juvenile Miscellaneous	47	▼	+17.5%	+7
New to Workload Study	22	▼	-29.0%	-9
Other	757	▲	-1.7%	-13
Protective Orders	190	▲	+9.2%	+16
Support	372	▲	-8.4%	-34
Traffic	65	▲	+47.7%	+21
GRAND TOTAL	4,258	▲	1.8%	+75

* Compared to same time period as previous year

** Case Type Categories are defined in the 2017 Virginia Judicial Workload Assessment

The data reported reflect the case management system. The case types reported may not necessitate judicial involvement.

2024 Overall GRAND TOTAL		Distribution of Caseload			Change*		Percentage (%) of Caseload		
4,086 +752 22.6% 		Adult	2,289	56%	28.7% ▲	+510	Adult	53.4%	56.0%
		Juvenile	1,797	44%	15.6% ▲	+242	Juvenile	46.6%	44.0%
GRAND TOTAL		4,086	100%	22.6% ▲	+752	GRAND TOTAL	100%	100%	

Dispositions by Division & Code

Division	Case Type Description	Code	Summary	Change	% Change	Absolute Change
Adult	Misdemeanor	CM	606	▲	+45.7%	+190
	Show Cause	SC	370	▲	+52.3%	+127
	Civil Support	VS	328	▲	+23.8%	+63
	Other	OT	312	▲	-1.3%	-4
	Felony	CF	270	▲	+23.3%	+51
	Family Abuse - Protective Order	FP	168	▲	+8.4%	+13
	Capias	CA	117	▲	+56.0%	+42
	Remand Support	RS	68	▲	+15.3%	+9
	Motion - Protective Order	MP	30	▲	+76.5%	+13
	Non-Family Abuse Protective Order	AP	17	▲	+70.0%	+7
	Restricted License for Non-Support	SL	3	▼	-25.0%	-1
Total			2,289	▲	28.7%	+510
Juvenile	Custody Visitation	CV	990	▲	+2.2%	+21
	Misdemeanor	DM	244	▲	+44.4%	+75
	Remand Custody	RC	93	▲	+24.0%	+18
	Remand Visitation	RV	92	▲	+33.3%	+23
	Traffic	T	86	↔	-	-
	Felony	DF	73	▲	+102.8%	+37
	Abuse and Neglect	AN	32	▲	+220.0%	+22
	Truancy	TR	22	▲	+4.8%	+1
	Non-Family Abuse Protective Order	AP	21	▲	+320.0%	+16
	Foster Care Review	FC	20	▲	+122.2%	+11
	Permanency Planning	PH	19	▲	+11.8%	+2
	Other	OT	18	▲	+260.0%	+13
	Show Cause	SC	13	▲	+18.2%	+2
	Terminate Parental Rights	TP	12	▲	+100.0%	+6
	Paternity	PT	11	▼	-31.3%	-5
	Status	ST	9	▲	-18.2%	-2
	Temporary Detention Order	TD	9	▲	+50.0%	+3
	Capias	CA	6	▲	-	+6
	Child In Need of Services	CS	4	▲	+33.3%	+1
	Civil Violation	CI	3	▼	-62.5%	-5
	Emergency Custody Order	EC	3	▲	-	+3
	Entrustment	ET	3	▲	-	+3
	Initial Foster Care	IF	3	▼	-50.0%	-3
	Child at Risk	RI	2	▼	-33.3%	-1
	Family Abuse - Protective Order	FP	2	▼	-71.4%	-5
	Mental Commitment	MC	2	▲	+100.0%	+1
	Voluntary Continuing Services and Support Agreem	VA	2	▲	-	+2
	Juvenile Support	JS	1	▲	-	+1
	Motion - Protective Order	MP	1	↔	-	-
	Qualified Residential Treatment	QR	1	▼	-50.0%	-1
	Emancipation	EP	0	▼	-100.0%	-2
	Special Immigrant Juvenile Status	SI	0	▼	-100.0%	-1
	Total			1,797	▲	15.6%
GRAND TOTAL			4,086	▲	22.6%	+752

* Compared to same time period as previous year

** Case Type Categories are defined in the 2017 Virginia Judicial Workload Assessment

The data reported reflect the case management system. The case types reported may not necessitate judicial involvement.

Dispositions by Major Case Category**

Category	Summary	Change	% Change	Absolute Change
Adult Criminal	1,240	▲	+36.9%	+334
Child Dependency	94	▲	+77.4%	+41
Child in Need of Services/Supervision	27	▲	+12.5%	+3
Custody and Visitation	1,001	▼	+1.6%	+16
Delinquency	335	▲	+55.1%	+119
Juvenile Miscellaneous	9	▼	-30.8%	-4
New to Workload Study	3	▼	-66.7%	-6
Other	597	▲	+12.4%	+66
Protective Orders	239	▲	+22.6%	+44
Support	455	▲	+44.0%	+139
Traffic	86	↔		0
GRAND TOTAL	4,086	▲	22.6%	+752

* Compared to same time period as previous year

** Case Type Categories are defined in the 2017 Virginia Judicial Workload Assessment

The data reported reflect the case management system. The case types reported may not necessitate judicial involvement.

2024 Overall GRAND TOTAL		Distribution of Caseload			Change*		Percentage (%) of Caseload		
1,348 +98 7.8% 		Adult	655	49%	9.0% ▲	+54	Adult	48.1%	48.6%
		Juvenile	693	51%	6.8% ▲	+44	Juvenile	51.9%	51.4%
		GRAND TOTAL	1,348	100%	7.8% ▲	+98	GRAND TOTAL	100%	100%

Dispositions by Division & Code

Division	Case Type Description	Code	Summary	Change	% Change	Absolute Change	
Adult	Misdemeanor	CM	139	▲	+17.8%	+21	
	Other	OT	108	▼	-9.2%	-11	
	Felony	CF	103	▲	+83.9%	+47	
	Civil Support	VS	102	▼	-8.9%	-10	
	Show Cause	SC	84	▼	-8.7%	-8	
	Family Abuse - Protective Order	FP	59	▼	-3.3%	-2	
	Capias	CA	32	▲	+77.8%	+14	
	Motion - Protective Order	MP	14	▲	+16.7%	+2	
	Non-Family Abuse Protective Order	AP	8	▲	+33.3%	+2	
	Violation of Protective Order	PV	4	▲	+300.0%	+3	
	Remand Support	RS	2	▼	-33.3%	-1	
	Restricted License for Non-Support	SL	0	▼	-100.0%	-2	
	Violation Family Abuse Protective Order	PS	0	▼	-100.0%	-1	
	Total			655	▲	9.0%	+54
Juvenile	Custody Visitation	CV	343	▼	-0.6%	-2	
	Misdemeanor	DM	90	▲	+69.8%	+37	
	Truancy	TR	63	▲	+10.5%	+6	
	Traffic	T	38	▲	+5.6%	+2	
	Status	ST	34	▲	+3,300.0%	+33	
	Felony	DF	17	▼	-29.2%	-7	
	Foster Care Review	FC	13	▼	-31.6%	-6	
	Permanency Planning	PH	13	▼	-27.8%	-5	
	Child In Need of Services	CS	10	▼	-23.1%	-3	
	Initial Foster Care	IF	10	↔		-	
	Remand Custody	RC	9	▼	-18.2%	-2	
	Remand Visitation	RV	9	▼	-10.0%	-1	
	Non-Family Abuse Protective Order	AP	8	▼	-20.0%	-2	
	Abuse and Neglect	AN	7	▼	-46.2%	-6	
	Paternity	PT	6	▲	+100.0%	+3	
	Relief of Custody	CR	5	▲	+66.7%	+2	
	Terminate Parental Rights	TP	5	↔		-	
	Temporary Detention Order	TD	4	▼	-20.0%	-1	
	Other	OT	3	▲	-	+3	
	Family Abuse - Protective Order	FP	2	▲	-	+2	
	Voluntary Continuing Services and Support Agreem	VA	2	▼	-50.0%	-2	
	Capias	CA	1	▲	-	+1	
	Emergency Custody Order	EC	1	▲	-	+1	
	Motion - Protective Order	MP	0	▼	-100.0%	-6	
	Show Cause	SC	0	▼	-100.0%	-1	
	Special Immigrant Juvenile Status	SI	0	▼	-100.0%	-2	
	Total			693	▲	6.8%	+44
	GRAND TOTAL			1,348	▲	7.8%	+98

Dispositions by Major Case Category**

Category	Summary	Change	% Change	Absolute Change
Adult Criminal	321	▲	+32.1%	+78
Child Dependency	55	▼	-23.6%	-17

* Compared to same time period as previous year
 ** Case Type Categories are defined in the 2017 Virginia Judicial Workload Assessment
 The data reported reflect the case management system. The case types reported may not necessitate judicial involvement.

Child in Need of Services/Supervision	73	▼	+4.3%	+3
Custody and Visitation	349	▲	+0.3%	+1
Delinquency	108	▲	+38.5%	+30
Juvenile Miscellaneous	34	▲	+3,300.0%	+33
New to Workload Study	0	▼	-100.0%	-2
Other	136	▲	-8.1%	-12
Protective Orders	91	▲	-4.2%	-4
Support	143	▼	-8.9%	-14
Traffic	38	▲	+5.6%	+2
GRAND TOTAL	1,348	▲	7.8%	+98

* Compared to same time period as previous year

** Case Type Categories are defined in the 2017 Virginia Judicial Workload Assessment

The data reported reflect the case management system. The case types reported may not necessitate judicial involvement.

2024 Overall GRAND TOTAL		Distribution of Caseload		Change*		Percentage (%) of Caseload		
932	+77 9.0%	Adult	525 56%	14.1% ▲	+65	Adult	53.8%	56.3%
2024		Juvenile	407 44%	3.0% ▲	+12	Juvenile	46.2%	43.7%
2023		GRAND TOTAL	932 100%	9.0% ▲	+77	GRAND TOTAL	100%	100%

Dispositions by Division & Code

Division	Case Type Description	Code	Summary	Change	% Change	Absolute Change
Adult	Other	OT	113	▲	+36.1%	+30
	Misdemeanor	CM	104	▲	+1.0%	+1
	Show Cause	SC	101	▼	-1.9%	-2
	Civil Support	VS	83	▲	+2.5%	+2
	Family Abuse - Protective Order	FP	54	▲	+50.0%	+18
	Felony	CF	37	▲	+208.3%	+25
	Capias	CA	17	▼	-34.6%	-9
	Motion - Protective Order	MP	6	▲	+100.0%	+3
	Non-Family Abuse Protective Order	AP	3	▲	+50.0%	+1
	Protective Order	PC	2	▼	-80.0%	-8
	Restricted License for Non-Support	SL	2	▲	+100.0%	+1
	Violation of Protective Order	PV	2	▲	-	+2
	Remand Support	RS	1	▲	-	+1
	Total		525	▲	14.1%	+65
Juvenile	Custody Visitation	CV	254	▲	+0.8%	+2
	Traffic	T	47	▲	+261.5%	+34
	Misdemeanor	DM	20	▼	-55.6%	-25
	Truancy	TR	19	↔	-	-
	Felony	DF	15	▼	-16.7%	-3
	Foster Care Review	FC	12	▲	+50.0%	+4
	Abuse and Neglect	AN	8	↔	-	-
	Show Cause	SC	7	▲	+16.7%	+1
	Initial Foster Care	IF	6	▲	+200.0%	+4
	Paternity	PT	6	▲	+20.0%	+1
	Temporary Detention Order	TD	5	↔	-	-
	Civil Violation	CI	2	▲	-	+2
	Permanency Planning	PH	2	▼	-33.3%	-1
	Child In Need of Services	CS	1	▼	-50.0%	-1
	Other	OT	1	▲	-	+1
	Remand Custody	RC	1	▼	-75.0%	-3
	Status	ST	1	▲	-	+1
	Motion - Protective Order	MP	0	▼	-100.0%	-1
	Non-Family Abuse Protective Order	AP	0	▼	-100.0%	-1
	Relief of Custody	CR	0	▼	-100.0%	-1
Terminate Parental Rights	TP	0	▼	-100.0%	-2	
	Total		407	▲	3.0%	+12
	GRAND TOTAL		932	▲	9.0%	+77

Dispositions by Major Case Category**

Category	Summary	Change	% Change	Absolute Change
Adult Criminal	214	▲	+3.4%	+7
Child Dependency	28	▲	+16.7%	+4
Child in Need of Services/Supervision	25	▼	-3.8%	-1
Custody and Visitation	260	▲	+1.2%	+3
Delinquency	37	▲	-42.2%	-27
Juvenile Miscellaneous	1	▲	-	+1

* Compared to same time period as previous year
 ** Case Type Categories are defined in the 2017 Virginia Judicial Workload Assessment
 The data reported reflect the case management system. The case types reported may not necessitate judicial involvement.

CPSS - JCMS CASELOAD STATISTICS OF THE JUVENILE & DOMESTIC RELATIONS DISTRICT COURTS
 January 2024 thru December 2024 Dispositions (Compared to January 2023 thru December 2023)

New to Workload Study	2	▲	-	+2
Other	121	▲	+31.5%	+29
Protective Orders	63	↔	+46.5%	+20
Support	134	▲	+3.9%	+5
Traffic	47	▲	+261.5%	+34
GRAND TOTAL	932	▲	9.0%	+77

* Compared to same time period as previous year
 ** Case Type Categories are defined in the 2017 Virginia Judicial Workload Assessment
 The data reported reflect the case management system. The case types reported may not necessitate judicial involvement.

2024 Overall GRAND TOTAL		Distribution of Caseload			Change*		Percentage (%) of Caseload		
610 -52 -7.9% 	Adult	321	53%	-19.5% ▼	-78	Adult	2023	2024	
	Juvenile	289	47%	9.9% ▲	+26	Juvenile	60.3%	52.6%	
	GRAND TOTAL	610	100%	-7.9% ▼	-52	GRAND TOTAL	100%	100%	

Dispositions by Division & Code

Division	Case Type Description	Code	Summary	Change	% Change	Absolute Change
Adult	Civil Support	VS	68	▼	-10.5%	-8
	Other	OT	65	▼	-9.7%	-7
	Show Cause	SC	56	▲	+36.6%	+15
	Family Abuse - Protective Order	FP	48	▲	+9.1%	+4
	Misdemeanor	CM	47	▼	-57.3%	-63
	Felony	CF	15	▼	-37.5%	-9
	Capias	CA	9	▼	-35.7%	-5
	Motion - Protective Order	MP	8	↔		-
	Non-Family Abuse Protective Order	AP	2	▼	-75.0%	-6
	Violation Family Abuse Protective Order	PS	2	▲	-	+2
	Violation of Protective Order	PV	1	↔		-
	Remand Support	RS	0	▼	-100.0%	-1
		Total		321	▼	-19.5%
Juvenile	Custody Visitation	CV	172	▲	+1.2%	+2
	Misdemeanor	DM	30	▲	+11.1%	+3
	Abuse and Neglect	AN	13	▲	+225.0%	+9
	Traffic	T	10	▼	-16.7%	-2
	Felony	DF	7	↔		-
	Initial Foster Care	IF	6	▲	+200.0%	+4
	Motion - Protective Order	MP	6	▲	-	+6
	Non-Family Abuse Protective Order	AP	6	▲	+50.0%	+2
	Truancy	TR	6	▲	+200.0%	+4
	Paternity	PT	5	▼	-28.6%	-2
	Permanency Planning	PH	4	▼	-42.9%	-3
	Relief of Custody	CR	4	▲	+300.0%	+3
	Temporary Detention Order	TD	4	▲	+100.0%	+2
	Child In Need of Services	CS	3	▲	-	+3
	Other	OT	3	▲	+200.0%	+2
	Voluntary Continuing Services and Support Agreem	VA	3	▲	+200.0%	+2
	Foster Care Review	FC	2	▼	-77.8%	-7
	Status	ST	2	▲	-	+2
	Terminate Parental Rights	TP	2	↔		-
	Emergency Custody Order	EC	1	↔		-
	Civil Violation	CI	0	▼	-100.0%	-1
	Emancipation	EP	0	▼	-100.0%	-1
	Qualified Residential Treatment	QR	0	▼	-100.0%	-1
Special Immigrant Juvenile Status	SI	0	▼	-100.0%	-1	
	Total		289	▲	9.9%	+26
	GRAND TOTAL		610	▼	-7.9%	-52

Dispositions by Major Case Category**

Category	Summary	Change	% Change	Absolute Change
Adult Criminal	116	▲	-35.2%	-63
Child Dependency	34	▲	+25.9%	+7
Child in Need of Services/Supervision	9	▲	+350.0%	+7
Custody and Visitation	177	▼		0
Delinquency	37	▲	+8.8%	+3

* Compared to same time period as previous year
 ** Case Type Categories are defined in the 2017 Virginia Judicial Workload Assessment
 The data reported reflect the case management system. The case types reported may not necessitate judicial involvement.

CPSS - JCMS CASELOAD STATISTICS OF THE JUVENILE & DOMESTIC RELATIONS DISTRICT COURTS
 January 2024 thru December 2024 Dispositions (Compared to January 2023 thru December 2023)

Charlotte

District: 10 FIPS: 037

Juvenile Miscellaneous	2	▲	+100.0%	+1
New to Workload Study	0	▼	-100.0%	-2
Other	73	▲	-5.2%	-4
Protective Orders	70	▲	+9.4%	+6
Support	82	▲	-5.7%	-5
Traffic	10	▼	-16.7%	-2
GRAND TOTAL	610	▼	-7.9%	-52

* Compared to same time period as previous year

** Case Type Categories are defined in the 2017 Virginia Judicial Workload Assessment

The data reported reflect the case management system. The case types reported may not necessitate judicial involvement.

2024 Overall GRAND TOTAL		Distribution of Caseload			Change*		Percentage (%) of Caseload			
500	-76 -13.2%	Adult	279	56%	-12.3%	▼	-39	Adult	55.2%	55.8%
2024		Juvenile	221	44%	-14.3%	▼	-37	Juvenile	44.8%	44.2%
2023		GRAND TOTAL	500	100%	-13.2%	▼	-76	GRAND TOTAL	100%	100%

Dispositions by Division & Code

Division	Case Type Description	Code	Summary	Change	% Change	Absolute Change
Adult	Civil Support	VS	55	▼	-8.3%	-5
	Show Cause	SC	52	▼	-28.8%	-21
	Other	OT	50	▼	-7.4%	-4
	Misdemeanor	CM	45	▼	-30.8%	-20
	Family Abuse - Protective Order	FP	35	▲	+94.4%	+17
	Capias	CA	16	▲	-38.5%	-10
	Felony	CF	12	↔		-
	Motion - Protective Order	MP	6	▲	+50.0%	+2
	Non-Family Abuse Protective Order	AP	6	▲	+500.0%	+5
	Violation of Protective Order	PV	2	▼	-50.0%	-2
	Restricted License for Non-Support	SL	0	▼	-100.0%	-1
	Total		279	▼	-12.3%	-39
Juvenile	Custody Visitation	CV	137	▼	-11.0%	-17
	Misdemeanor	DM	23	▲	+155.6%	+14
	Traffic	T	19	▼	-32.1%	-9
	Motion - Protective Order	MP	13	▲	+62.5%	+5
	Abuse and Neglect	AN	7	▼	-78.8%	-26
	Non-Family Abuse Protective Order	AP	5	▲	-	+5
	Truancy	TR	4	▲	+100.0%	+2
	Family Abuse - Protective Order	FP	2	▲	-	+2
	Relief of Custody	CR	2	▲	+100.0%	+1
	Remand Visitation	RV	2	▲	-	+2
	Status	ST	2	▲	-	-
	Child In Need of Services	CS	1	↔		-
	Emergency Custody Order	EC	1	▲	-	+1
	Felony	DF	1	▲	-	+1
	Paternity	PT	1	▼	-75.0%	-3
	Temporary Detention Order	TD	1	↔		-
	Civil Violation	CI	0	▼	-100.0%	-1
	Foster Care Review	FC	0	▼	-100.0%	-6
	Permanency Planning	PH	0	▼	-100.0%	-4
	Show Cause	SC	0	▼	-100.0%	-3
	Voluntary Continuing Services and Support Agreem	VA	0	▼	-100.0%	-1
	Total		221	▼	-14.3%	-37
GRAND TOTAL			500	▼	-13.2%	-76

Dispositions by Major Case Category**

Category	Summary	Change	% Change	Absolute Change
Adult Criminal	100	▼	-37.1%	-59
Child Dependency	9	▼	-80.0%	-36
Child in Need of Services/Supervision	5	▲	+66.7%	+2
Custody and Visitation	138	▼	-12.7%	-20
Delinquency	24	▲	+100.0%	+12
Juvenile Miscellaneous	2	▲		0
New to Workload Study	0	▼	-100.0%	-1
Other	54	▲	-1.8%	-1

* Compared to same time period as previous year
 ** Case Type Categories are defined in the 2017 Virginia Judicial Workload Assessment
 The data reported reflect the case management system. The case types reported may not necessitate judicial involvement.

CPSS - JCMS CASELOAD STATISTICS OF THE JUVENILE & DOMESTIC RELATIONS DISTRICT COURTS
 January 2024 thru December 2024 Dispositions (Compared to January 2023 thru December 2023)

Cumberland
 District: 10 FIPS: 049

Protective Orders	67	▲	+116.1%	+36
Support	82	▲		0
Traffic	19	▼	-32.1%	-9
GRAND TOTAL	500	▼	-13.2%	-76

* Compared to same time period as previous year
 ** Case Type Categories are defined in the 2017 Virginia Judicial Workload Assessment
 The data reported reflect the case management system. The case types reported may not necessitate judicial involvement.

2024 Overall GRAND TOTAL		Distribution of Caseload			Change*		Percentage (%) of Caseload		
1,998	-108 -5.1%	Adult	1,142	57%	-12.3% ▼	-160	Adult	61.8%	57.2%
2024		Juvenile	856	43%	6.5% ▲	+52	Juvenile	38.2%	42.8%
2023		GRAND TOTAL	1,998	100%	-5.1% ▼	-108	GRAND TOTAL	100%	100%

Dispositions by Division & Code

Division	Case Type Description	Code	Summary	Change	% Change	Absolute Change
Adult	Misdemeanor	CM	272	▼	-7.2%	-21
	Civil Support	VS	229	▼	-20.8%	-60
	Other	OT	199	▲	-3.9%	-8
	Show Cause	SC	188	▼	-32.1%	-89
	Family Abuse - Protective Order	FP	100	▲	+14.9%	+13
	Felony	CF	64	▼	-4.5%	-3
	Capias	CA	52	▼	-1.9%	-1
	Remand Support	RS	13	▲	+160.0%	+8
	Non-Family Abuse Protective Order	AP	9	▲	+12.5%	+1
	Violation Family Abuse Protective Order	PS	5	▲	-	+5
	Motion - Protective Order	MP	4	↔	-	-
	Violation of Protective Order	PV	4	▲	+33.3%	+1
	Restricted License for Non-Support	SL	3	▼	-40.0%	-2
	Criminal Support	CS	0	▼	-100.0%	-4
	Total		1,142	▼	-12.3%	-160
Juvenile	Custody Visitation	CV	495	▲	+12.2%	+54
	Misdemeanor	DM	98	▼	-3.9%	-4
	Traffic	T	51	▲	+6.3%	+3
	Paternity	PT	37	▼	-11.9%	-5
	Felony	DF	36	▼	-23.4%	-11
	Motion - Protective Order	MP	17	▲	+41.7%	+5
	Remand Custody	RC	15	▲	+66.7%	+6
	Remand Visitation	RV	15	▲	+200.0%	+10
	Voluntary Continuing Services and Support Agreem	VA	15	▲	+15.4%	+2
	Temporary Detention Order	TD	8	▲	+14.3%	+1
	Terminate Parental Rights	TP	8	▲	+166.7%	+5
	Truancy	TR	8	▲	+100.0%	+4
	Child In Need of Services	CS	7	▲	+600.0%	+6
	Non-Family Abuse Protective Order	AP	7	▲	+16.7%	+1
	Permanency Planning	PH	7	▼	-36.4%	-4
	Civil Violation	CI	6	▼	-14.3%	-1
	Emergency Custody Order	EC	4	▲	+100.0%	+2
	Foster Care Review	FC	4	▼	-69.2%	-9
	Other	OT	4	↔	-	-
	Abuse and Neglect	AN	3	▼	-75.0%	-9
	Capias	CA	3	▲	+200.0%	+2
	Relief of Custody	CR	3	↔	-	-
	Initial Foster Care	IF	2	▲	-	+2
	Emancipation	EP	1	▲	-	+1
	Family Abuse - Protective Order	FP	1	▲	-	+1
	Qualified Residential Treatment	QR	1	↔	-	-
	Child at Risk	RI	0	▼	-100.0%	-1
	Show Cause	SC	0	▼	-100.0%	-2
	Status	ST	0	▼	-100.0%	-7
		Total		856	▲	6.5%
GRAND TOTAL			1,998	▼	-5.1%	-108

* Compared to same time period as previous year

** Case Type Categories are defined in the 2017 Virginia Judicial Workload Assessment

The data reported reflect the case management system. The case types reported may not necessitate judicial involvement.

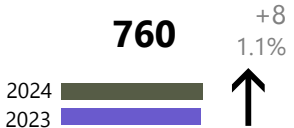
Dispositions by Major Case Category**

Category	Summary	Change	% Change	Absolute Change
Adult Criminal	518	▲	-11.6%	-68
Child Dependency	43	▲	-24.6%	-14
Child in Need of Services/Supervision	15	▲	+200.0%	+10
Custody and Visitation	532	▲	+10.1%	+49
Delinquency	137	▲	-9.9%	-15
Juvenile Miscellaneous	1	▲	-85.7%	-6
New to Workload Study	6	▼	-14.3%	-1
Other	258	▲	+7.9%	+19
Protective Orders	138	▲	+17.9%	+21
Support	299	▼	-26.2%	-106
Traffic	51	▲	+6.3%	+3
GRAND TOTAL	1,998	▼	-5.1%	-108

* Compared to same time period as previous year

** Case Type Categories are defined in the 2017 Virginia Judicial Workload Assessment

The data reported reflect the case management system. The case types reported may not necessitate judicial involvement.

2024 Overall GRAND TOTAL		Distribution of Caseload		Change*		Percentage (%) of Caseload			
760 	+8	Adult	394	52%	-6.6% ▼	-28	Adult	56.1%	51.8%
	1.1%	Juvenile	366	48%	10.9% ▲	+36	Juvenile	43.9%	48.2%
GRAND TOTAL		760	100%	1.1% ▲	+8	GRAND TOTAL		100%	100%

Dispositions by Division & Code

Division	Case Type Description	Code	Summary	Change	% Change	Absolute Change
Adult	Civil Support	VS	100	▼	-16.0%	-19
	Misdemeanor	CM	97	▲	+32.9%	+24
	Other	OT	60	▼	-14.3%	-10
	Show Cause	SC	53	▼	-41.1%	-37
	Family Abuse - Protective Order	FP	41	▲	+32.3%	+10
	Capias	CA	15	▲	-11.8%	-2
	Felony	CF	15	▼	-6.3%	-1
	Violation of Protective Order	PV	6	▲	-	+6
	Motion - Protective Order	MP	4	▲	+33.3%	+1
	Non-Family Abuse Protective Order	AP	3	↔	-	-
Total			394	▼	-6.6%	-28
Juvenile	Custody Visitation	CV	202	▲	+8.0%	+15
	Misdemeanor	DM	62	▲	+67.6%	+25
	Traffic	T	14	▲	+27.3%	+3
	Felony	DF	13	▼	-43.5%	-10
	Status	ST	11	▲	+83.3%	+5
	Truancy	TR	8	▼	-50.0%	-8
	Abuse and Neglect	AN	7	▼	-30.0%	-3
	Permanency Planning	PH	7	▲	+600.0%	+6
	Paternity	PT	6	↔	-	-
	Child In Need of Services	CS	5	▼	-16.7%	-1
	Entrustment	ET	5	▲	+400.0%	+4
	Temporary Detention Order	TD	5	▲	+66.7%	+2
	Foster Care Review	FC	4	▼	-55.6%	-5
	Non-Family Abuse Protective Order	AP	4	▲	+33.3%	+1
	Civil Violation	CI	3	▲	-	+3
	Terminate Parental Rights	TP	3	▲	-	+3
	Show Cause	SC	2	▲	-	+2
	Capias	CA	1	▲	-	+1
	Family Abuse - Protective Order	FP	1	▲	-	+1
	Initial Foster Care	IF	1	▼	-80.0%	-4
	Motion - Protective Order	MP	1	▲	-	+1
	Voluntary Continuing Services and Support Agreem	VA	1	↔	-	-
	Other	OT	0	▼	-100.0%	-3
	Relief of Custody	CR	0	▼	-100.0%	-2
	Total			366	▲	10.9%
GRAND TOTAL			760	▲	1.1%	+8

Dispositions by Major Case Category**

Category	Summary	Change	% Change	Absolute Change
Adult Criminal	171	▲	-1.7%	-3
Child Dependency	28	▲	-3.4%	-1
Child in Need of Services/Supervision	13	▼	-40.9%	-9
Custody and Visitation	208	▲	+7.8%	+15
Delinquency	78	▲	+30.0%	+18
Juvenile Miscellaneous	11	▲	+83.3%	+5

* Compared to same time period as previous year
 ** Case Type Categories are defined in the 2017 Virginia Judicial Workload Assessment
 The data reported reflect the case management system. The case types reported may not necessitate judicial involvement.

CPSS - JCMS CASELOAD STATISTICS OF THE JUVENILE & DOMESTIC RELATIONS DISTRICT COURTS
 January 2024 thru December 2024 Dispositions (Compared to January 2023 thru December 2023)

Lunenburg

District: 10 FIPS: 111

New to Workload Study	3	▲	-	+3
Other	65	▼	-14.5%	-11
Protective Orders	54	▲	+35.0%	+14
Support	115	▲	-18.4%	-26
Traffic	14	▲	+27.3%	+3
GRAND TOTAL	760	▲	1.1%	+8

* Compared to same time period as previous year
 ** Case Type Categories are defined in the 2017 Virginia Judicial Workload Assessment
 The data reported reflect the case management system. The case types reported may not necessitate judicial involvement.

2024 Overall GRAND TOTAL		Distribution of Caseload			Change*		Percentage (%) of Caseload		
1,916	-219 -10.3%	Adult	951	50%	-7.4% ▼	-76	Adult	48.1%	49.6%
2024		Juvenile	965	50%	-12.9% ▼	-143	Juvenile	51.9%	50.4%
2023		GRAND TOTAL	1,916	100%	-10.3% ▼	-219	GRAND TOTAL	100%	100%

Dispositions by Division & Code

Division	Case Type Description	Code	Summary	Change	% Change	Absolute Change
Adult	Civil Support	VS	227	▼	-7.7%	-19
	Show Cause	SC	194	▲	+7.8%	+14
	Misdemeanor	CM	162	▼	-16.5%	-32
	Other	OT	131	▲	-19.1%	-31
	Family Abuse - Protective Order	FP	90	▲	+7.1%	+6
	Felony	CF	74	▲	+10.4%	+7
	Capias	CA	32	▼	-33.3%	-16
	Motion - Protective Order	MP	15	▼	-11.8%	-2
	Remand Support	RS	9	▼	-10.0%	-1
	Non-Family Abuse Protective Order	AP	7	▲	+40.0%	+2
	Violation of Protective Order	PV	5	▼	-44.4%	-4
	Protective Order	PC	3	▲	-	+3
	Restricted License for Non-Support	SL	1	▼	-50.0%	-1
	Violation Family Abuse Protective Order	PS	1	▲	-	+1
	Bond Forfeiture	BF	0	▼	-100.0%	-2
Criminal Support	CS	0	▼	-100.0%	-1	
	Total		951	▼	-7.4%	-76
Juvenile	Custody Visitation	CV	461	▼	-13.7%	-73
	Misdemeanor	DM	140	▲	+2.9%	+4
	Traffic	T	71	▲	+18.3%	+11
	Paternity	PT	65	▲	+41.3%	+19
	Motion - Protective Order	MP	63	▼	-23.2%	-19
	Felony	DF	25	▼	-56.9%	-33
	Abuse and Neglect	AN	20	▼	-37.5%	-12
	Remand Custody	RC	16	▼	-15.8%	-3
	Remand Visitation	RV	16	▲	+23.1%	+3
	Permanency Planning	PH	12	▼	-7.7%	-1
	Status	ST	12	▼	-55.6%	-15
	Truancy	TR	12	▲	+300.0%	+9
	Child In Need of Services	CS	11	▼	-21.4%	-3
	Terminate Parental Rights	TP	10	▼	-9.1%	-1
	Foster Care Review	FC	9	▼	-35.7%	-5
	Initial Foster Care	IF	8	▼	-50.0%	-8
	Emergency Custody Order	EC	4	▲	+300.0%	+3
	Temporary Detention Order	TD	4	▼	-33.3%	-2
	Civil Violation	CI	2	▲	-	+2
	Entrustment	ET	1	▼	-75.0%	-3
	Non-Family Abuse Protective Order	AP	1	▼	-80.0%	-4
	Relief of Custody	CR	1	▼	-85.7%	-6
	Voluntary Continuing Services and Support Agree	VA	1	▼	-75.0%	-3
	Child at Risk	RI	0	▼	-100.0%	-1
	Other	OT	0	▼	-100.0%	-1
	Qualified Residential Treatment	QR	0	▼	-100.0%	-1
		Total		965	▼	-12.9%
GRAND TOTAL			1,916	▼	-10.3%	-219

* Compared to same time period as previous year

** Case Type Categories are defined in the 2017 Virginia Judicial Workload Assessment

The data reported reflect the case management system. The case types reported may not necessitate judicial involvement.




Dispositions by Major Case Category**

Category	Summary	Change	% Change	Absolute Change
Adult Criminal	390	▲	-8.9%	-38
Child Dependency	62	▼	-39.8%	-41
Child in Need of Services/Supervision	23	▲	+35.3%	+6
Custody and Visitation	526	▲	-9.3%	-54
Delinquency	165	▼	-14.9%	-29
Juvenile Miscellaneous	12	▼	-55.6%	-15
New to Workload Study	2	▲	-	+2
Other	180	▲	-15.1%	-32
Protective Orders	176	▼	-8.8%	-17
Support	309	▼	-3.7%	-12
Traffic	71	▲	+18.3%	+11
GRAND TOTAL	1,916	▼	-10.3%	-219

* Compared to same time period as previous year

** Case Type Categories are defined in the 2017 Virginia Judicial Workload Assessment

The data reported reflect the case management system. The case types reported may not necessitate judicial involvement.

2024 Overall GRAND TOTAL		Distribution of Caseload			Change*		Percentage (%) of Caseload		
1,091	-110 -9.2%	Adult	577	53%	-20.6% ▼	-150	Adult	60.5%	52.9%
2024 		Juvenile	514	47%	8.4% ▲	+40	Juvenile	39.5%	47.1%
2023 		GRAND TOTAL	1,091	100%	-9.2% ▼	-110	GRAND TOTAL	100%	100%

Dispositions by Division & Code

Division	Case Type Description	Code	Summary	Change	% Change	Absolute Change
Adult	Civil Support	VS	130	▼	-27.8%	-50
	Misdemeanor	CM	109	▼	-14.2%	-18
	Other	OT	101	▼	-21.7%	-28
	Show Cause	SC	101	▼	-39.5%	-66
	Family Abuse - Protective Order	FP	55	▲	+19.6%	+9
	Capias	CA	33	▼	-	-
	Felony	CF	32	▲	+10.3%	+3
	Motion - Protective Order	MP	9	▲	+12.5%	+1
	Non-Family Abuse Protective Order	AP	5	▼	-37.5%	-3
	Protective Order	PC	1	▲	-	+1
	Restricted License for Non-Support	SL	1	▲	-	+1
		Total		577	▼	-20.6%
Juvenile	Custody Visitation	CV	331	▲	+3.8%	+12
	Misdemeanor	DM	55	▲	+48.6%	+18
	Traffic	T	46	▼	-13.2%	-7
	Felony	DF	12	▼	-36.8%	-7
	Paternity	PT	11	▲	+37.5%	+3
	Child In Need of Services	CS	10	▲	+233.3%	+7
	Motion - Protective Order	MP	10	▲	+900.0%	+9
	Temporary Detention Order	TD	9	▲	+125.0%	+5
	Abuse and Neglect	AN	6	▼	-40.0%	-4
	Truancy	TR	4	▲	+33.3%	+1
	Capias	CA	3	▲	+200.0%	+2
	Emergency Custody Order	EC	3	▲	+50.0%	+1
	Show Cause	SC	3	▼	-25.0%	-1
	Non-Family Abuse Protective Order	AP	2	▲	+100.0%	+1
	Permanency Planning	PH	2	▲	-	+2
	Remand Custody	RC	2	▲	+100.0%	+1
	Civil Violation	CI	1	▲	-	+1
	Foster Care Review	FC	1	▼	-80.0%	-4
	Other	OT	1	▲	-	+1
	Remand Visitation	RV	1	↔	-	-
	Status	ST	1	▲	-	+1
Terminate Parental Rights	TP	0	▼	-100.0%	-2	
	Total		514	▲	8.4%	+40
GRAND TOTAL			1,091	▼	-9.2%	-110

Dispositions by Major Case Category**

Category	Summary	Change	% Change	Absolute Change
Adult Criminal	227	▲	-16.2%	-44
Child Dependency	9	▲	-47.1%	-8
Child in Need of Services/Supervision	14	▲	+75.0%	+6
Custody and Visitation	342	▲	+4.6%	+15
Delinquency	73	▲	+23.7%	+14
Juvenile Miscellaneous	1	▲	-	+1
New to Workload Study	1	▲	-	+1

* Compared to same time period as previous year
 ** Case Type Categories are defined in the 2017 Virginia Judicial Workload Assessment
 The data reported reflect the case management system. The case types reported may not necessitate judicial involvement.

Other	117	▲	-14.6%	-20
Protective Orders	81	▲	+26.6%	+17
Support	180	▲	-32.1%	-85
Traffic	46	▼	-13.2%	-7
GRAND TOTAL	1,091	▼	-9.2%	-110

* Compared to same time period as previous year

** Case Type Categories are defined in the 2017 Virginia Judicial Workload Assessment

The data reported reflect the case management system. The case types reported may not necessitate judicial involvement.

2024 Overall GRAND TOTAL		Distribution of Caseload		Change*		Percentage (%) of Caseload			
856 	+99 13.1%	Adult	462	54%	24.2% ▲	+90	Adult	49.1%	54.0%
		Juvenile	394	46%	2.3% ▲	+9	Juvenile	50.9%	46.0%
		GRAND TOTAL	856	100%	13.1% ▲	+99	GRAND TOTAL	100%	100%

Dispositions by Division & Code

Division	Case Type Description	Code	Summary	Change	% Change	Absolute Change	
Adult	Misdemeanor	CM	107	▲	+62.1%	+41	
	Civil Support	VS	92	▲	+21.1%	+16	
	Show Cause	SC	87	▲	+22.5%	+16	
	Other	OT	78	▲	+20.0%	+13	
	Felony	CF	32	▲	+146.2%	+19	
	Capias	CA	28	▼	-22.2%	-8	
	Family Abuse - Protective Order	FP	26	▼	-18.8%	-6	
	Motion - Protective Order	MP	5	↔		-	
	Remand Support	RS	4	▲	+33.3%	+1	
	Non-Family Abuse Protective Order	AP	3	▲	+50.0%	+1	
	Bond Forfeiture	BF	0	▼	-100.0%	-1	
	Protective Order	PC	0	▼	-100.0%	-1	
	Restricted License for Non-Support	SL	0	▼	-100.0%	-1	
	Total		462	▲	24.2%	+90	
Juvenile	Custody Visitation	CV	199	▼	-21.7%	-55	
	Show Cause	SC	93	▲	+220.7%	+64	
	Misdemeanor	DM	26	▲	+44.4%	+8	
	Truancy	TR	26	▲	+160.0%	+16	
	Remand Custody	RC	12	▲	+9.1%	+1	
	Traffic	T	6	▼	-62.5%	-10	
	Felony	DF	5	▼	-16.7%	-1	
	Foster Care Review	FC	4	▲	+100.0%	+2	
	Terminate Parental Rights	TP	4	▲	-	+4	
	Paternity	PT	3	▼	-50.0%	-3	
	Child In Need of Services	CS	2	↔		-	
	Non-Family Abuse Protective Order	AP	2	↔		-	
	Permanency Planning	PH	2	▼	-81.8%	-9	
	Remand Visitation	RV	2	▲	-	+2	
	Special Immigrant Juvenile Status	SI	2	▲	-	+2	
	Temporary Detention Order	TD	2	↔		-	
	Voluntary Continuing Services and Support Agree	VA	2	▼	-50.0%	-2	
	Emergency Custody Order	EC	1	▲	-	+1	
	Initial Foster Care	IF	1	▲	-	+1	
	Abuse and Neglect	AN	0	▼	-100.0%	-1	
	Capias	CA	0	▼	-100.0%	-1	
	Motion - Protective Order	MP	0	▼	-100.0%	-3	
	Other	OT	0	▼	-100.0%	-2	
	Qualified Residential Treatment	QR	0	▼	-100.0%	-4	
	Relief of Custody	CR	0	▼	-100.0%	-1	
		Total		394	▲	2.3%	+9
		GRAND TOTAL		856	▲	13.1%	+99

Dispositions by Major Case Category**

Category	Summary	Change	% Change	Absolute Change
Adult Criminal	234	▲	+46.3%	+74
Child Dependency	13	▲	-43.5%	-10
Child in Need of Services/Supervision	28	▲	+133.3%	+16

* Compared to same time period as previous year
 ** Case Type Categories are defined in the 2017 Virginia Judicial Workload Assessment
 The data reported reflect the case management system. The case types reported may not necessitate judicial involvement.

CPSS - JCMS CASELOAD STATISTICS OF THE JUVENILE & DOMESTIC RELATIONS DISTRICT COURTS
 January 2024 thru December 2024 Dispositions (Compared to January 2023 thru December 2023)

Custody and Visitation	202	▼	-22.3%	-58
Delinquency	124	▲	+129.6%	+70
New to Workload Study	2	▲	-	+2
Other	99	▲	+19.3%	+16
Protective Orders	36	▼	-18.2%	-8
Support	112	▼	+6.7%	+7
Traffic	6	▼	-62.5%	-10
GRAND TOTAL	856	▲	13.1%	+99

* Compared to same time period as previous year

** Case Type Categories are defined in the 2017 Virginia Judicial Workload Assessment

The data reported reflect the case management system. The case types reported may not necessitate judicial involvement.

2024 Overall GRAND TOTAL		Distribution of Caseload			Change*		Percentage (%) of Caseload		
1,976 +44 2.3% 		Adult	1,055	53%	0.6% ▲	+6	Adult	2023 54.3%	2024 53.4%
		Juvenile	921	47%	4.3% ▲	+38	Juvenile	45.7%	46.6%
		GRAND TOTAL	1,976	100%	2.3% ▲	+44	GRAND TOTAL	100%	100%

Dispositions by Division & Code

Division	Case Type Description	Code	Summary	Change	% Change	Absolute Change	
Adult	Misdemeanor	CM	229	▼	-15.5%	-42	
	Other	OT	199	▼	-4.3%	-9	
	Civil Support	VS	187	▼	-5.1%	-10	
	Show Cause	SC	176	▲	+26.6%	+37	
	Felony	CF	108	▲	+33.3%	+27	
	Capias	CA	77	▲	+45.3%	+24	
	Family Abuse - Protective Order	FP	66	▼	-13.2%	-10	
	Non-Family Abuse Protective Order	AP	7	▼	-30.0%	-3	
	Motion - Protective Order	MP	5	▼	-61.5%	-8	
	Criminal Support	CS	1	▲	-	+1	
	Restricted License for Non-Support	SL	0	▼	-100.0%	-1	
		Total		1,055	▲	0.6%	+6
Juvenile	Custody Visitation	CV	530	▼	-4.0%	-22	
	Misdemeanor	DM	135	▲	+68.8%	+55	
	Traffic	T	65	▼	-15.6%	-12	
	Felony	DF	40	▼	-18.4%	-9	
	Abuse and Neglect	AN	27	▲	+92.9%	+13	
	Permanency Planning	PH	20	▼	-4.8%	-1	
	Terminate Parental Rights	TP	18	▲	+50.0%	+6	
	Foster Care Review	FC	17	▲	+21.4%	+3	
	Initial Foster Care	IF	13	▲	+116.7%	+7	
	Paternity	PT	12	▼	-29.4%	-5	
	Child In Need of Services	CS	8	▲	+60.0%	+3	
	Emergency Custody Order	EC	7	▲	+600.0%	+6	
	Temporary Detention Order	TD	7	↔	-	-	
	Show Cause	SC	5	▼	-50.0%	-5	
	Capias	CA	4	▼	-20.0%	-1	
	Other	OT	4	▲	+300.0%	+3	
	Non-Family Abuse Protective Order	AP	2	▲	+100.0%	+1	
	Truancy	TR	2	▼	-50.0%	-2	
	Civil Violation	CI	1	↔	-	-	
	Relief of Custody	CR	1	↔	-	-	
	Restricted Operators License	RL	1	▲	-	+1	
	Special Immigrant Juvenile Status	SI	1	▼	-50.0%	-1	
	Voluntary Continuing Services and Support Agreem	VA	1	▲	-	+1	
	Emancipation	EP	0	▼	-100.0%	-1	
	Status	ST	0	▼	-100.0%	-1	
	Violation Family Abuse Protective Order	PS	0	▼	-100.0%	-1	
		Total		921	▲	4.3%	+38
		GRAND TOTAL		1,976	▲	2.3%	+44

Dispositions by Major Case Category**

Category	Summary	Change	% Change	Absolute Change
Adult Criminal	498	▲	+4.2%	+20
Child Dependency	97	▲	+42.6%	+29
Child in Need of Services/Supervision	10	▲	+11.1%	+1
Custody and Visitation	542	▼	-4.7%	-27

* Compared to same time period as previous year
 ** Case Type Categories are defined in the 2017 Virginia Judicial Workload Assessment
 The data reported reflect the case management system. The case types reported may not necessitate judicial involvement.

CPSS - JCMS CASELOAD STATISTICS OF THE JUVENILE & DOMESTIC RELATIONS DISTRICT COURTS
 January 2024 thru December 2024 Dispositions (Compared to January 2023 thru December 2023)

Delinquency	184	▼	+26.9%	+39
Juvenile Miscellaneous	0	▼	-100.0%	-2
New to Workload Study	2	▼	-33.3%	-1
Other	217	▲		0
Protective Orders	80	▼	-20.0%	-20
Support	280	▲	+6.1%	+16
Traffic	66	▲	-14.3%	-11
GRAND TOTAL	1,976	▲	2.3%	+44

* Compared to same time period as previous year

** Case Type Categories are defined in the 2017 Virginia Judicial Workload Assessment

The data reported reflect the case management system. The case types reported may not necessitate judicial involvement.

2024 Overall GRAND TOTAL		Distribution of Caseload		Change*		Percentage (%) of Caseload			
882	-139 -13.6%	Adult	494 56%	-8.3%	▼	-45	Adult	52.8%	56.0%
2024		Juvenile	388 44%	-19.5%	▼	-94	Juvenile	47.2%	44.0%
2023		GRAND TOTAL	882 100%	-13.6%	▼	-139	GRAND TOTAL	100%	100%

Dispositions by Division & Code

Division	Case Type Description	Code	Summary	Change	% Change	Absolute Change
Adult	Misdemeanor	CM	101	▼	-7.3%	-8
	Show Cause	SC	98	▲	+8.9%	+8
	Other	OT	94	▼	-7.8%	-8
	Civil Support	VS	80	▼	-29.8%	-34
	Capias	CA	50	▲	+13.6%	+6
	Felony	CF	33	▲	+6.5%	+2
	Family Abuse - Protective Order	FP	21	▼	-36.4%	-12
	Motion - Protective Order	MP	8	▲	+60.0%	+3
	Violation of Protective Order	PV	3	▼	-66.7%	-6
	Non-Family Abuse Protective Order	AP	2	▲	+100.0%	+1
	Remand Support	RS	2	▲	-	+2
	Emergency Substantial Risk Order	SR	1	▲	-	+1
	Protective Order	PC	1	▲	-	+1
	Criminal Support	CS	0	▼	-100.0%	-1
	Total		494	▼	-8.3%	-45
Juvenile	Custody Visitation	CV	201	▼	-25.3%	-68
	Misdemeanor	DM	38	▼	-38.7%	-24
	Show Cause	SC	37	▲	+32.1%	+9
	Abuse and Neglect	AN	29	▲	+314.3%	+22
	Truancy	TR	22	▲	+37.5%	+6
	Traffic	T	16	▼	-33.3%	-8
	Felony	DF	9	▼	-40.0%	-6
	Civil Violation	CI	6	▲	-	+6
	Motion - Protective Order	MP	5	▲	+400.0%	+4
	Status	ST	4	▲	+300.0%	+3
	Voluntary Continuing Services and Support Agree	VA	4	▼	-42.9%	-3
	Foster Care Review	FC	3	▼	-57.1%	-4
	Paternity	PT	3	▼	-70.0%	-7
	Child In Need of Services	CS	2	▼	-33.3%	-1
	Initial Foster Care	IF	2	▲	+100.0%	+1
	Temporary Detention Order	TD	2	↔	-	-
	Non-Family Abuse Protective Order	AP	1	▼	-66.7%	-2
	Other	OT	1	▼	-85.7%	-6
	Remand Custody	RC	1	▼	-50.0%	-1
	Remand Visitation	RV	1	▲	-	+1
	Terminate Parental Rights	TP	1	▼	-80.0%	-4
	Permanency Planning	PH	0	▼	-100.0%	-11
	Qualified Residential Treatment	QR	0	▼	-100.0%	-1
		Total		388	▼	-19.5%
	GRAND TOTAL		882	▼	-13.6%	-139

Dispositions by Major Case Category**

Category	Summary	Change	% Change	Absolute Change
Adult Criminal	227	▲	-3.0%	-7
Child Dependency	39	▲	-	0
Child in Need of Services/Supervision	24	▲	+26.3%	+5
Custody and Visitation	204	▼	-26.9%	-75

* Compared to same time period as previous year
 ** Case Type Categories are defined in the 2017 Virginia Judicial Workload Assessment
 The data reported reflect the case management system. The case types reported may not necessitate judicial involvement.

CPSS - JCMS CASELOAD STATISTICS OF THE JUVENILE & DOMESTIC RELATIONS DISTRICT COURTS
 January 2024 thru December 2024 Dispositions (Compared to January 2023 thru December 2023)

Delinquency	84	▼	-20.0%	-21
Juvenile Miscellaneous	4	▲	+300.0%	+3
New to Workload Study	7	▲	-	+7
Other	101	▲	-10.6%	-12
Protective Orders	37	▲	-14.0%	-6
Support	139	▼	-15.2%	-25
Traffic	16	▼	-33.3%	-8
GRAND TOTAL	882	▼	-13.6%	-139

* Compared to same time period as previous year

** Case Type Categories are defined in the 2017 Virginia Judicial Workload Assessment

The data reported reflect the case management system. The case types reported may not necessitate judicial involvement.

2024 Overall GRAND TOTAL		Distribution of Caseload		Change*		Percentage (%) of Caseload			
3,280	+109 3.4%	Adult	2,207	67%	6.9% ▲	+142	Adult	65.1%	67.3%
2024		Juvenile	1,073	33%	-3.0% ▼	-33	Juvenile	34.9%	32.7%
2023		GRAND TOTAL	3,280	100%	3.4% ▲	+109	GRAND TOTAL	100%	100%

Dispositions by Division & Code

Division	Case Type Description	Code	Summary	Change	% Change	Absolute Change	
Adult	Misdemeanor	CM	600	▲	+9.3%	+51	
	Other	OT	532	▲	+10.1%	+49	
	Civil Support	VS	367	▲	+56.2%	+132	
	Show Cause	SC	233	▼	-17.1%	-48	
	Capias	CA	199	▼	-11.9%	-27	
	Felony	CF	140	▼	-9.1%	-14	
	Family Abuse - Protective Order	FP	111	▲	+11.0%	+11	
	Motion - Protective Order	MP	9	▼	-35.7%	-5	
	Violation of Protective Order	PV	7	▼	-12.5%	-1	
	Bond Forfeiture	BF	3	▼	-66.7%	-6	
	Non-Family Abuse Protective Order	AP	3	▲	+200.0%	+2	
	Protective Order	PC	2	▲	-	+2	
	Restricted License for Non-Support	SL	1	▼	-75.0%	-3	
	Remand Support	RS	0	▼	-100.0%	-1	
	Total		2,207	▲	6.9%	+142	
Juvenile	Custody Visitation	CV	597	▼	-1.3%	-8	
	Mental Commitment	MC	110	▼	-23.1%	-33	
	Misdemeanor	DM	94	▲	+27.0%	+20	
	Felony	DF	63	▲	+117.2%	+34	
	Show Cause	SC	26	▲	+116.7%	+14	
	Traffic	T	26	▼	-46.9%	-23	
	Permanency Planning	PH	24	▲	+242.9%	+17	
	Truancy	TR	23	▲	+155.6%	+14	
	Paternity	PT	18	▼	-25.0%	-6	
	Foster Care Review	FC	15	▼	-34.8%	-8	
	Temporary Detention Order	TD	12	▲	+20.0%	+2	
	Abuse and Neglect	AN	11	▼	-68.6%	-24	
	Initial Foster Care	IF	10	▼	-41.2%	-7	
	Emergency Custody Order	EC	9	▲	+80.0%	+4	
	Other	OT	7	▲	+250.0%	+5	
	Special Immigrant Juvenile Status	SI	6	▼	-25.0%	-2	
	Status	ST	5	▲	+25.0%	+1	
	Child In Need of Services	CS	4	↔	-	-	
	Terminate Parental Rights	TP	4	▼	-66.7%	-8	
	Non-Family Abuse Protective Order	AP	2	▼	-87.5%	-14	
	Voluntary Continuing Services and Support Agree	VA	2	▲	+100.0%	+1	
	Capias	CA	1	▲	-	+1	
	Civil Violation	CI	1	▲	-	+1	
	Emancipation	EP	1	▲	-	+1	
	Family Abuse - Protective Order	FP	1	▼	-50.0%	-1	
	Relief of Custody	CR	1	▼	-66.7%	-2	
	Qualified Residential Treatment	QR	0	▼	-100.0%	-1	
	Remand Custody	RC	0	▼	-100.0%	-7	
	Remand Visitation	RV	0	▼	-100.0%	-4	
		Total		1,073	▼	-3.0%	-33
	GRAND TOTAL			3,280	▲	3.4%	+109

* Compared to same time period as previous year ** Case Type Categories are defined in the 2017 Virginia Judicial Workload Assessment
 The data reported reflect the case management system. The case types reported may not necessitate judicial involvement.

Dispositions by Major Case Category**

Category	Summary	Change	% Change	Absolute Change
Adult Criminal	1,009	▲	-0.4%	-4
Child Dependency	67	▼	-32.3%	-32
Child in Need of Services/Supervision	29	▲	+123.1%	+16
Custody and Visitation	615	▼	-2.2%	-14
Delinquency	182	▲	+58.3%	+67
Juvenile Miscellaneous	6	▲	+50.0%	+2
New to Workload Study	7	▲	-12.5%	-1
Other	670	▲	+2.3%	+15
Protective Orders	126	▲	-5.3%	-7
Support	543	▼	+19.9%	+90
Traffic	26	▼	-46.9%	-23
GRAND TOTAL	3,280	▲	3.4%	+109

* Compared to same time period as previous year

** Case Type Categories are defined in the 2017 Virginia Judicial Workload Assessment

The data reported reflect the case management system. The case types reported may not necessitate judicial involvement.

2024 Overall GRAND TOTAL		Distribution of Caseload		Change*		Percentage (%) of Caseload			
1,106	+137 14.1%	Adult	624	56%	18.4% ▲	+97	Adult	54.4%	56.4%
2024		Juvenile	482	44%	9.0% ▲	+40	Juvenile	45.6%	43.6%
2023		GRAND TOTAL	1,106	100%	14.1% ▲	+137	GRAND TOTAL	100%	100%

Dispositions by Division & Code

Division	Case Type Description	Code	Summary	Change	% Change	Absolute Change
Adult	Show Cause	SC	135	▲	+20.5%	+23
	Misdemeanor	CM	125	▲	+22.5%	+23
	Civil Support	VS	124	▲	+13.8%	+15
	Other	OT	91	▲	+7.1%	+6
	Family Abuse - Protective Order	FP	52	▲	+48.6%	+17
	Felony	CF	42	▲	+75.0%	+18
	Capias	CA	34	▲	+6.3%	+2
	Remand Support	RS	9	▼	-25.0%	-3
	Motion - Protective Order	MP	7	▼	-30.0%	-3
	Non-Family Abuse Protective Order	AP	3	▼	-40.0%	-2
	Violation Family Abuse Protective Order	PS	1	▲	-	+1
	Violation of Protective Order	PV	1	↔	-	-
	Total		624	▲	18.4%	+97
Juvenile	Custody Visitation	CV	329	▲	+37.7%	+90
	Misdemeanor	DM	31	▼	-3.1%	-1
	Traffic	T	26	▼	-7.1%	-2
	Show Cause	SC	17	▼	-62.2%	-28
	Felony	DF	14	▲	+16.7%	+2
	Child In Need of Services	CS	9	↔	-	-
	Remand Custody	RC	7	▼	-46.2%	-6
	Remand Visitation	RV	7	▼	-46.2%	-6
	Truancy	TR	7	▼	-46.2%	-6
	Civil Violation	CI	6	▲	-	+6
	Abuse and Neglect	AN	5	▼	-66.7%	-10
	Permanency Planning	PH	5	▲	+25.0%	+1
	Non-Family Abuse Protective Order	AP	4	▲	+100.0%	+2
	Other	OT	4	▲	+300.0%	+3
	Status	ST	4	↔	-	-
	Foster Care Review	FC	2	▼	-66.7%	-4
	Temporary Detention Order	TD	2	▲	-	+2
	Family Abuse - Protective Order	FP	1	▲	-	+1
	Initial Foster Care	IF	1	▼	-50.0%	-1
	Qualified Residential Treatment	QR	1	↔	-	-
	Capias	CA	0	▼	-100.0%	-1
Paternity	PT	0	▼	-100.0%	-2	
	Total		482	▲	9.0%	+40
GRAND TOTAL			1,106	▲	14.1%	+137

Dispositions by Major Case Category**

Category	Summary	Change	% Change	Absolute Change
Adult Criminal	282	▲	+26.5%	+59
Child Dependency	14	▼	-50.0%	-14
Child in Need of Services/Supervision	16	▼	-27.3%	-6
Custody and Visitation	329	▼	+36.5%	+88
Delinquency	62	▼	-31.1%	-28
Juvenile Miscellaneous	4	↔	-	0

* Compared to same time period as previous year
 ** Case Type Categories are defined in the 2017 Virginia Judicial Workload Assessment
 The data reported reflect the case management system. The case types reported may not necessitate judicial involvement.

CPSS - JCMS CASELOAD STATISTICS OF THE JUVENILE & DOMESTIC RELATIONS DISTRICT COURTS
 January 2024 thru December 2024 Dispositions (Compared to January 2023 thru December 2023)

New to Workload Study	6	▲	-	+6
Other	120	▲	-3.2%	-4
Protective Orders	67	▲	+28.8%	+15
Support	180	▲	+14.6%	+23
Traffic	26	▼	-7.1%	-2
GRAND TOTAL	1,106	▲	14.1%	+137

* Compared to same time period as previous year

** Case Type Categories are defined in the 2017 Virginia Judicial Workload Assessment

The data reported reflect the case management system. The case types reported may not necessitate judicial involvement.

2024 Overall GRAND TOTAL		Distribution of Caseload			Change*		Percentage (%) of Caseload		
19,359	-777 -3.9%	Adult	10,020	52%	1.1% ▲	+106	Adult	49.2%	51.8%
2024		Juvenile	9,339	48%	-8.6% ▼	-883	Juvenile	50.8%	48.2%
2023		GRAND TOTAL	19,359	100%	-3.9% ▼	-777	GRAND TOTAL	100%	100%

Dispositions by Division & Code

Division	Case Type Description	Code	Summary	Change	% Change	Absolute Change	
Adult	Civil Support	VS	2,154	▲	+1.2%	+25	
	Misdemeanor	CM	2,046	▼	-3.4%	-72	
	Show Cause	SC	1,853	▲	+5.6%	+98	
	Other	OT	1,480	▼	+4.2%	+59	
	Family Abuse - Protective Order	FP	864	▼	-6.3%	-58	
	Felony	CF	646	▲	+9.5%	+56	
	Capias	CA	598	▲	+13.9%	+73	
	Remand Support	RS	150	▼	-25.4%	-51	
	Motion - Protective Order	MP	111	▼	-30.6%	-49	
	Violation of Protective Order	PV	66	▲	+22.2%	+12	
	Non-Family Abuse Protective Order	AP	49	▲	+44.1%	+15	
	Protective Order	PC	1	▲	-	+1	
	Return of Desposit (Bondsman)	RD	1	▲	-	+1	
	Temporary Detention Order	TD	1	▲	-	+1	
	Criminal Support	CS	0	▼	-100.0%	-2	
Violation Family Abuse Protective Order	PS	0	▼	-100.0%	-3		
	Total		10,020	▲	1.1%	+106	
Juvenile	Custody Visitation	CV	5,712	▼	-9.8%	-623	
	Misdemeanor	DM	1,410	▲	+13.0%	+162	
	Traffic	T	562	▼	-18.1%	-124	
	Felony	DF	467	▲	+4.7%	+21	
	Remand Custody	RC	211	▼	-45.9%	-179	
	Remand Visitation	RV	206	▼	-30.4%	-90	
	Special Immigrant Juvenile Status	SI	134	▲	+21.8%	+24	
	Status	ST	133	▼	-17.9%	-29	
	Paternity	PT	66	▲	+4.8%	+3	
	Permanency Planning	PH	56	▼	-16.4%	-11	
	Child In Need of Services	CS	54	▼	-15.6%	-10	
	Foster Care Review	FC	50	▲	+4.2%	+2	
	Abuse and Neglect	AN	38	▲	+8.6%	+3	
	Non-Family Abuse Protective Order	AP	38	↔	-	-	
	Temporary Detention Order	TD	37	▼	-36.2%	-21	
	Terminate Parental Rights	TP	29	▼	-14.7%	-5	
	Initial Foster Care	IF	26	▼	-25.7%	-9	
	Truancy	TR	24	▲	+60.0%	+9	
	Show Cause	SC	18	↔	+80.0%	+8	
	Emergency Custody Order	EC	17	▼	-15.0%	-3	
	Family Abuse - Protective Order	FP	12	▲	+140.0%	+7	
	Civil Violation	CI	11	▲	+266.7%	+8	
	Voluntary Continuing Services and Support Agreen	VA	11	▲	+37.5%	+3	
	Motion - Protective Order	MP	8	▲	+33.3%	+2	
	Relief of Custody	CR	7	▼	-70.8%	-17	
	Capias	CA	1	↔	-	-	
	Other	OT	1	▼	-90.0%	-9	
	Emancipation	EP	0	▼	-100.0%	-1	
	Juvenile Support	JS	0	▼	-100.0%	-1	
	Qualified Residential Treatment	QR	0	▼	-100.0%	-3	
		Total		9,339	▼	-8.6%	-883
		GRAND TOTAL		19,359	▼	-3.9%	-777

* Compared to same time period as previous year ** Case Type Categories are defined in the 2017 Virginia Judicial Workload Assessment
 The data reported reflect the case management system. The case types reported may not necessitate judicial involvement.

Dispositions by Major Case Category**

Category	Summary	Change	% Change	Absolute Change
Adult Criminal	4,447	▲	+1.8%	+77
Child Dependency	217	▼	-14.6%	-37
Child in Need of Services/Supervision	78	▼	-2.5%	-2
Custody and Visitation	5,778	▼	-9.7%	-620
Delinquency	1,896	▲	+11.3%	+192
Juvenile Miscellaneous	133	▼	-18.4%	-30
New to Workload Study	145	▲	+28.3%	+32
Other	2,104	▲	-12.2%	-292
Protective Orders	1,082	▲	-7.1%	-83
Support	2,917	▼	+3.9%	+110
Traffic	562	▼	-18.1%	-124
GRAND TOTAL	19,359	▼	-3.9%	-777

* Compared to same time period as previous year

** Case Type Categories are defined in the 2017 Virginia Judicial Workload Assessment

The data reported reflect the case management system. The case types reported may not necessitate judicial involvement.

2024 Overall GRAND TOTAL		Distribution of Caseload		Change*		Percentage (%) of Caseload			
1,444	-209 -12.6%	Adult	764	53%	-12.1% ▼	-105	Adult	52.6%	52.9%
2024		Juvenile	680	47%	-13.3% ▼	-104	Juvenile	47.4%	47.1%
2023		GRAND TOTAL	1,444	100%	-12.6% ▼	-209	GRAND TOTAL	100%	100%

Dispositions by Division & Code

Division	Case Type Description	Code	Summary	Change	% Change	Absolute Change
Adult	Misdemeanor	CM	155	▼	-31.7%	-72
	Civil Support	VS	141	▲	+11.9%	+15
	Other	OT	139	▲	-12.0%	-19
	Show Cause	SC	113	▲	-4.2%	-5
	Family Abuse - Protective Order	FP	85	▲	+54.5%	+30
	Capias	CA	68	▲	+1.5%	+1
	Felony	CF	53	▼	-43.0%	-40
	Motion - Protective Order	MP	7	▼	-41.7%	-5
	Non-Family Abuse Protective Order	AP	2	▼	-81.8%	-9
	Remand Support	RS	1	↔		-
	Restricted License for Non-Support	SL	0	▼	-100.0%	-1
	Total		764	▼	-12.1%	-105
Juvenile	Custody Visitation	CV	421	▲	+14.4%	+53
	Misdemeanor	DM	112	▼	-25.3%	-38
	Felony	DF	24	▼	-46.7%	-21
	Traffic	T	23	▼	-62.9%	-39
	Status	ST	22	▲	-52.2%	-24
	Truancy	TR	15	↔		-
	Terminate Parental Rights	TP	8	▼	-57.9%	-11
	Foster Care Review	FC	7	▼	-56.3%	-9
	Show Cause	SC	7	▲	+250.0%	+5
	Non-Family Abuse Protective Order	AP	6	↔		-
	Abuse and Neglect	AN	5	▼	-37.5%	-3
	Other	OT	5	▲	-	+5
	Child In Need of Services	CS	4	▲	+33.3%	+1
	Permanency Planning	PH	4	▼	-60.0%	-6
	Temporary Detention Order	TD	4	▼	-33.3%	-2
	Emergency Custody Order	EC	3	▲	+50.0%	+1
	Paternity	PT	3	▲	+50.0%	+1
	Family Abuse - Protective Order	FP	2	▲	-	+2
	Remand Visitation	RV	2	↔		-
	Capias	CA	1	▼	-80.0%	-4
	Initial Foster Care	IF	1	▼	-90.0%	-9
	Remand Custody	RC	1	▼	-66.7%	-2
	Qualified Residential Treatment	QR	0	▼	-100.0%	-2
	Special Immigrant Juvenile Status	SI	0	▼	-100.0%	-1
Voluntary Continuing Services and Support Agree	VA	0	▼	-100.0%	-1	
	Total		680	▼	-13.3%	-104
	GRAND TOTAL		1,444	▼	-12.6%	-209

Dispositions by Major Case Category**

Category	Summary	Change	% Change	Absolute Change
Adult Criminal	329	▼	-30.4%	-144
Child Dependency	25	▼	-62.1%	-41
Child in Need of Services/Supervision	23	▲	+21.1%	+4
Custody and Visitation	424	▲	+14.6%	+54
Delinquency	140	▲	-30.3%	-61

* Compared to same time period as previous year
 ** Case Type Categories are defined in the 2017 Virginia Judicial Workload Assessment
 The data reported reflect the case management system. The case types reported may not necessitate judicial involvement.

Juvenile Miscellaneous	22	▲	-52.2%	-24
New to Workload Study	0	▼	-100.0%	-1
Other	155	▲	-9.9%	-17
Protective Orders	102	▲	+21.4%	+18
Support	201	▲	+26.4%	+42
Traffic	23	▼	-62.9%	-39
GRAND TOTAL	1,444	▼	-12.6%	-209

* Compared to same time period as previous year

** Case Type Categories are defined in the 2017 Virginia Judicial Workload Assessment

The data reported reflect the case management system. The case types reported may not necessitate judicial involvement.

2024 Overall GRAND TOTAL		Distribution of Caseload			Change*		Percentage (%) of Caseload		
13,733 +83 0.6% 		Adult	7,835	57%	1.5% ▲	+115	Adult	56.6%	57.1%
		Juvenile	5,898	43%	-0.5% ▼	-32	Juvenile	43.4%	42.9%
		GRAND TOTAL	13,733	100%	0.6% ▲	+83	GRAND TOTAL	100%	100%

Dispositions by Division & Code

Division	Case Type Description	Code	Summary	Change	% Change	Absolute Change	
Adult	Other	OT	1,659	▲	+6.3%	+98	
	Misdemeanor	CM	1,645	▲	+5.7%	+88	
	Show Cause	SC	1,569	▲	+0.4%	+7	
	Civil Support	VS	1,013	▼	-9.3%	-104	
	Capias	CA	902	▼	-1.6%	-15	
	Family Abuse - Protective Order	FP	535	▼	-2.4%	-13	
	Felony	CF	436	▲	+8.5%	+34	
	Non-Family Abuse Protective Order	AP	34	▲	+36.0%	+9	
	Motion - Protective Order	MP	19	▼	-13.6%	-3	
	Remand Support	RS	7	▲	+600.0%	+6	
	Restricted License for Non-Support	SL	7	▲	+250.0%	+5	
	Violation of Protective Order	PV	7	▲	+40.0%	+2	
	Criminal Support	CS	1	▲	-	+1	
	Emergency Custody Order	EC	1	▲	-	+1	
	Violation Family Abuse Protective Order	PS	0	▼	-100.0%	-1	
	Total		7,835	▲	1.5%	+115	
Juvenile	Custody Visitation	CV	3,418	▼	-8.4%	-312	
	Misdemeanor	DM	593	▲	+20.5%	+101	
	Felony	DF	318	▲	+2.6%	+8	
	Paternity	PT	270	▼	-14.6%	-46	
	Foster Care Review	FC	225	▲	+25.7%	+46	
	Permanency Planning	PH	211	▲	+31.9%	+51	
	Abuse and Neglect	AN	138	▲	+10.4%	+13	
	Special Immigrant Juvenile Status	SI	126	▲	+5.0%	+6	
	Traffic	T	126	▲	+21.2%	+22	
	Initial Foster Care	IF	97	▲	+49.2%	+32	
	Temporary Detention Order	TD	59	▲	+73.5%	+25	
	Terminate Parental Rights	TP	56	▼	-5.1%	-3	
	Status	ST	46	▲	+43.8%	+14	
	Mental Commitment	MC	40	▼	-14.9%	-7	
	Truancy	TR	28	▲	+47.4%	+9	
	Child In Need of Services	CS	27	▼	-20.6%	-7	
	Show Cause	SC	25	▼	-21.9%	-7	
	Voluntary Continuing Services and Support Agreen	VA	19	▼	-9.5%	-2	
	Remand Custody	RC	15	▲	+650.0%	+13	
	Remand Visitation	RV	11	▲	-	+11	
	Non-Family Abuse Protective Order	AP	10	▼	-37.5%	-6	
	Other	OT	9	▲	-	+9	
	Relief of Custody	CR	9	▼	-47.1%	-8	
	Emergency Custody Order	EC	7	▲	+75.0%	+3	
	Family Abuse - Protective Order	FP	6	▲	+100.0%	+3	
	Motion - Protective Order	MP	4	▲	-	+4	
	Civil Violation	CI	2	▲	-	+2	
	Juvenile Support	JS	2	▲	+100.0%	+1	
	Qualified Residential Treatment	QR	1	▼	-85.7%	-6	
	Capias	CA	0	▼	-100.0%	-1	
		Total		5,898	▼	-0.5%	-32
		GRAND TOTAL		13,733	▲	0.6%	+83

* Compared to same time period as previous year
 ** Case Type Categories are defined in the 2017 Virginia Judicial Workload Assessment
 The data reported reflect the case management system. The case types reported may not necessitate judicial involvement.

Dispositions by Major Case Category**

Category	Summary	Change	% Change	Absolute Change
Adult Criminal	3,332	▼	+2.1%	+67
Child Dependency	756	▼	+19.4%	+123
Child in Need of Services/Supervision	55	▼	-1.8%	-1
Custody and Visitation	3,688	▼	-8.8%	-358
Delinquency	936	▼	+12.5%	+104
Juvenile Miscellaneous	48	▲	+50.0%	+16
New to Workload Study	128	▲	+6.7%	+8
Other	1,806	▲	+9.5%	+157
Protective Orders	608	▲	-1.0%	-6
Support	2,250	▲	-2.1%	-49
Traffic	126	▲	+21.2%	+22
GRAND TOTAL	13,733	▲	0.6%	+83

* Compared to same time period as previous year

** Case Type Categories are defined in the 2017 Virginia Judicial Workload Assessment

The data reported reflect the case management system. The case types reported may not necessitate judicial involvement.

2024 Overall GRAND TOTAL		Distribution of Caseload			Change*		Percentage (%) of Caseload		
17,841 +2,156 13.7% 	Adult	9,195	52%	8.6% ▲	+726	Adult	2023	2024	
	Juvenile	8,646	48%	19.8% ▲	+1,430	Juvenile	54.0%	51.5%	
GRAND TOTAL		17,841	100%	13.7% ▲	+2,156	GRAND TOTAL	100%	100%	

Dispositions by Division & Code

Division	Case Type Description	Code	Summary	Change	% Change	Absolute Change	
Adult	Show Cause	SC	1,967	▲	+15.2%	+260	
	Civil Support	VS	1,780	▲	+40.3%	+511	
	Misdemeanor	CM	1,598	▼	-11.6%	-209	
	Capias	CA	1,155	▲	+24.5%	+227	
	Other	OT	1,099	▲	+2.2%	+24	
	Felony	CF	675	▼	-8.5%	-63	
	Family Abuse - Protective Order	FP	654	▼	-6.8%	-48	
	Motion - Protective Order	MP	110	▼	-9.1%	-11	
	Remand Support	RS	70	▲	+169.2%	+44	
	Violation of Protective Order	PV	40	▼	-20.0%	-10	
	Non-Family Abuse Protective Order	AP	29	▼	-21.6%	-8	
	Restricted License for Non-Support	SL	15	▲	+114.3%	+8	
	Protective Order	PC	3	▲	-	+3	
	Criminal Support	CS	0	▼	-100.0%	-1	
Temporary Detention Order	TD	0	▼	-100.0%	-1		
Total			9,195	▲	8.6%	+726	
Juvenile	Custody Visitation	CV	5,371	▲	+19.5%	+876	
	Misdemeanor	DM	1,014	▲	+14.4%	+128	
	Traffic	T	565	▲	+2.0%	+11	
	Felony	DF	360	▲	+9.4%	+31	
	Foster Care Review	FC	135	▲	+18.4%	+21	
	Permanency Planning	PH	135	▲	+55.2%	+48	
	Show Cause	SC	131	▼	+67.9%	+53	
	Abuse and Neglect	AN	125	▲	+26.3%	+26	
	Paternity	PT	124	▲	+37.8%	+34	
	Special Immigrant Juvenile Status	SI	122	▲	+58.4%	+45	
	Initial Foster Care	IF	96	▲	+57.4%	+35	
	Child In Need of Services	CS	71	▲	+31.5%	+17	
	Status	ST	63	▲	+40.0%	+18	
	Remand Visitation	RV	57	▲	+256.3%	+41	
	Remand Custody	RC	53	▲	+278.6%	+39	
	Temporary Detention Order	TD	47	▼	-32.9%	-23	
	Terminate Parental Rights	TP	47	▲	+95.8%	+23	
	Capias	CA	43	▲	+72.0%	+18	
	Non-Family Abuse Protective Order	AP	35	▼	-16.7%	-7	
	Truancy	TR	7	▲	+133.3%	+4	
	Voluntary Continuing Services and Support Agree	VA	7	▼	-22.2%	-2	
	Family Abuse - Protective Order	FP	6	▲	+100.0%	+3	
	Mental Commitment	MC	6	▼	-53.8%	-7	
	Other	OT	6	▼	-40.0%	-4	
	Relief of Custody	CR	6	▼	-14.3%	-1	
	Motion - Protective Order	MP	5	▲	+150.0%	+3	
	Emancipation	EP	4	▲	-	+4	
	Civil Violation	CI	2	▲	+100.0%	+1	
	Emergency Custody Order	EC	2	▼	-66.7%	-4	
	Violation Family Abuse Protective Order	PS	1	▲	-	+1	
	Child at Risk	RI	0	▼	-100.0%	-2	
	Total			8,646	▲	19.8%	+1,430
	GRAND TOTAL			17,841	▲	13.7%	+2,156

* Compared to same time period as previous year

** Case Type Categories are defined in the 2017 Virginia Judicial Workload Assessment

The data reported reflect the case management system. The case types reported may not necessitate judicial involvement.

Dispositions by Major Case Category**

Category	Summary	Change	% Change	Absolute Change
Adult Criminal	3,879	▲	-0.7%	-28
Child Dependency	551	▲	+36.7%	+148
Child in Need of Services/Supervision	78	▲	+27.9%	+17
Custody and Visitation	5,495	▲	+19.8%	+910
Delinquency	1,549	▲	+17.9%	+235
Juvenile Miscellaneous	67	▲	+45.7%	+21
New to Workload Study	124	▲	+59.0%	+46
Other	1,340	▲	+8.9%	+110
Protective Orders	839	▲	-7.5%	-68
Support	3,354	▲	+29.0%	+754
Traffic	565	▲	+2.0%	+11
GRAND TOTAL	17,841	▲	13.7%	+2,156

* Compared to same time period as previous year

** Case Type Categories are defined in the 2017 Virginia Judicial Workload Assessment

The data reported reflect the case management system. The case types reported may not necessitate judicial involvement.

2024 Overall GRAND TOTAL		Distribution of Caseload		Change*		Percentage (%) of Caseload			
2024	2,360	Adult	1,272	54%	14.1% ▲	+157	Adult	51.8%	53.9%
		Juvenile	1,088	46%	4.7% ▲	+49	Juvenile	48.2%	46.1%
2023	+206 9.6%	GRAND TOTAL	2,360	100%	9.6% ▲	+206	GRAND TOTAL	100%	100%

Dispositions by Division & Code

Division	Case Type Description	Code	Summary	Change	% Change	Absolute Change	
Adult	Misdemeanor	CM	289	▲	+21.4%	+51	
	Civil Support	VS	262	▲	+6.9%	+17	
	Show Cause	SC	212	▲	+22.5%	+39	
	Other	OT	172	▲	+77.3%	+75	
	Family Abuse - Protective Order	FP	99	▼	-40.4%	-67	
	Capias	CA	96	▲	+65.5%	+38	
	Felony	CF	94	▲	+4.4%	+4	
	Motion - Protective Order	MP	16	▼	-30.4%	-7	
	Remand Support	RS	13	▲	+550.0%	+11	
	Non-Family Abuse Protective Order	AP	10	▼	-16.7%	-2	
	Violation of Protective Order	PV	7	▼	-12.5%	-1	
	Restricted License for Non-Support	SL	1	▼	-66.7%	-2	
	Violation Family Abuse Protective Order	PS	1	▲	-	+1	
	Total			1,272	▲	14.1%	+157
Juvenile	Custody Visitation	CV	826	▲	+9.3%	+70	
	Misdemeanor	DM	53	▲	+23.3%	+10	
	Traffic	T	31	▼	-39.2%	-20	
	Felony	DF	27	▼	-40.0%	-18	
	Child In Need of Services	CS	19	▲	+11.8%	+2	
	Remand Visitation	RV	17	▲	+1,600.0%	+16	
	Paternity	PT	16	▼	-36.0%	-9	
	Remand Custody	RC	16	▲	+1,500.0%	+15	
	Non-Family Abuse Protective Order	AP	12	▼	-29.4%	-5	
	Truancy	TR	11	▲	+266.7%	+8	
	Other	OT	7	▼	-30.0%	-3	
	Show Cause	SC	7	▲	+16.7%	+1	
	Special Immigrant Juvenile Status	SI	7	▲	+250.0%	+5	
	Temporary Detention Order	TD	7	▼	-22.2%	-2	
	Status	ST	6	▲	-40.0%	-4	
	Emergency Custody Order	EC	5	↔	-	-	
	Foster Care Review	FC	4	▼	-55.6%	-5	
	Initial Foster Care	IF	4	▼	-20.0%	-1	
	Abuse and Neglect	AN	3	▲	+50.0%	+1	
	Civil Violation	CI	2	▲	-	+2	
	Family Abuse - Protective Order	FP	2	↔	-	-	
	Relief of Custody	CR	2	▼	-50.0%	-2	
	Voluntary Continuing Services and Support Agree	VA	2	▲	+100.0%	+1	
	Capias	CA	1	▼	-50.0%	-1	
	Permanency Planning	PH	1	▲	-	+1	
	Entrustment	ET	0	▼	-100.0%	-7	
	Mental Commitment	MC	0	▼	-100.0%	-1	
	Protective Order	PC	0	▼	-100.0%	-1	
	Terminate Parental Rights	TP	0	▼	-100.0%	-4	
	Total			1,088	▲	4.7%	+49
	GRAND TOTAL			2,360	▲	9.6%	+206

* Compared to same time period as previous year

** Case Type Categories are defined in the 2017 Virginia Judicial Workload Assessment

The data reported reflect the case management system. The case types reported may not necessitate judicial involvement.

Dispositions by Major Case Category**

Category	Summary	Change	% Change	Absolute Change
Adult Criminal	525	▲	+26.8%	+111
Child Dependency	16	▲	-50.0%	-16
Child in Need of Services/Supervision	32	▲	+60.0%	+12
Custody and Visitation	842	▼	+7.8%	+61
Delinquency	86	▼	-11.3%	-11
Juvenile Miscellaneous	6	▲	-40.0%	-4
New to Workload Study	9	▲	+350.0%	+7
Other	237	▲	+88.1%	+111
Protective Orders	139	▼	-36.8%	-81
Support	437	▼	+9.0%	+36
Traffic	31	▼	-39.2%	-20
GRAND TOTAL	2,360	▲	9.6%	+206

* Compared to same time period as previous year

** Case Type Categories are defined in the 2017 Virginia Judicial Workload Assessment

The data reported reflect the case management system. The case types reported may not necessitate judicial involvement.

2024 Overall GRAND TOTAL		Distribution of Caseload		Change*		Percentage (%) of Caseload		
680 +72 11.8% 	Adult	417	61%	30.3% ▲	+97	Adult	2023	2024
	Juvenile	263	39%	-8.7% ▼	-25	Juvenile	52.6%	61.3%
	GRAND TOTAL	680	100%	11.8% ▲	+72	GRAND TOTAL	100%	100%

Dispositions by Division & Code

Division	Case Type Description	Code	Summary	Change	% Change	Absolute Change
Adult	Misdemeanor	CM	118	▲	+57.3%	+43
	Show Cause	SC	85	▲	+97.7%	+42
	Civil Support	VS	76	▲	+1.3%	+1
	Other	OT	72	▲	+30.9%	+17
	Felony	CF	29	↔		-
	Family Abuse - Protective Order	FP	18	▼	-37.9%	-11
	Capias	CA	12	▲	+71.4%	+5
	Motion - Protective Order	MP	6	↔		-
	Non-Family Abuse Protective Order	AP	1	▲	-	+1
	Restricted License for Non-Support	SL	0	▼	-100.0%	-1
	Total		417	▲	30.3%	+97
Juvenile	Custody Visitation	CV	146	▲	+17.7%	+22
	Misdemeanor	DM	34	▼	-33.3%	-17
	Traffic	T	31	▼	-41.5%	-22
	Show Cause	SC	15	▲	+275.0%	+11
	Felony	DF	10	▲	+233.3%	+7
	Status	ST	9	▼	-25.0%	-3
	Mental Commitment	MC	4	▲	+33.3%	+1
	Foster Care Review	FC	3	▼	-25.0%	-1
	Paternity	PT	3	▼	-40.0%	-2
	Abuse and Neglect	AN	2	▼	-66.7%	-4
	Permanency Planning	PH	2	▼	-80.0%	-8
	Voluntary Continuing Services and Support Agreem	VA	2	▲	+100.0%	+1
	Child In Need of Services	CS	1	↔		-
	Emergency Custody Order	EC	1	▲	-	+1
	Child at Risk	RI	0	▼	-100.0%	-3
	Civil Violation	CI	0	▼	-100.0%	-1
	Initial Foster Care	IF	0	▼	-100.0%	-1
	Motion - Protective Order	MP	0	▼	-100.0%	-1
	Terminate Parental Rights	TP	0	▼	-100.0%	-5
		Total		263	▼	-8.7%
	GRAND TOTAL		680	▲	11.8%	+72

Dispositions by Major Case Category**

Category	Summary	Change	% Change	Absolute Change
Adult Criminal	224	▲	+63.5%	+87
Child Dependency	9	▼	-70.0%	-21
Child in Need of Services/Supervision	1	↔		0
Custody and Visitation	149	▼	+15.5%	+20
Delinquency	59	▲	+1.7%	+1
Juvenile Miscellaneous	9	▼	-25.0%	-3
New to Workload Study	0	▼	-100.0%	-1
Other	77	▲	+32.8%	+19
Protective Orders	25	▲	-30.6%	-11
Support	96	▼	+3.2%	+3
Traffic	31	▼	-41.5%	-22

* Compared to same time period as previous year

** Case Type Categories are defined in the 2017 Virginia Judicial Workload Assessment

The data reported reflect the case management system. The case types reported may not necessitate judicial involvement.

GRAND TOTAL

680

▲

11.8%

+72

* Compared to same time period as previous year

** Case Type Categories are defined in the 2017 Virginia Judicial Workload Assessment

The data reported reflect the case management system. The case types reported may not necessitate judicial involvement.

2024 Overall GRAND TOTAL		Distribution of Caseload			Change*		Percentage (%) of Caseload		
2,241	-59 -2.6%	Adult	1,129	50%	7.2% ▲	+76	Adult	45.8%	50.4%
2024		Juvenile	1,112	50%	-10.8% ▼	-135	Juvenile	54.2%	49.6%
2023		GRAND TOTAL	2,241	100%	-2.6% ▼	-59	GRAND TOTAL	100%	100%

Dispositions by Division & Code

Division	Case Type Description	Code	Summary	Change	% Change	Absolute Change
Adult	Misdemeanor	CM	283	▲	+26.3%	+59
	Other	OT	215	▲	+25.7%	+44
	Civil Support	VS	181	▼	-18.5%	-41
	Show Cause	SC	165	▼	-14.1%	-27
	Felony	CF	104	▲	+76.3%	+45
	Family Abuse - Protective Order	FP	94	▲	+38.2%	+26
	Capias	CA	53	▼	-28.4%	-21
	Motion - Protective Order	MP	13	▼	-31.6%	-6
	Non-Family Abuse Protective Order	AP	9	▼	-10.0%	-1
	Violation of Protective Order	PV	8	▲	+33.3%	+2
	Remand Support	RS	4	▼	-20.0%	-1
	Restricted License for Non-Support	SL	0	▼	-100.0%	-3
	Total			1,129	▲	7.2%
Juvenile	Custody Visitation	CV	547	▼	-28.9%	-222
	Misdemeanor	DM	138	▲	+43.8%	+42
	Traffic	T	61	▼	-28.2%	-24
	Felony	DF	54	▲	+217.6%	+37
	Foster Care Review	FC	43	▲	+104.8%	+22
	Abuse and Neglect	AN	42	▲	+55.6%	+15
	Permanency Planning	PH	34	▲	+126.7%	+19
	Mental Commitment	MC	33	▼	-25.0%	-11
	Terminate Parental Rights	TP	29	▲	+123.1%	+16
	Initial Foster Care	IF	24	▲	+41.2%	+7
	Paternity	PT	21	▼	-40.0%	-14
	Status	ST	13	▼	-7.1%	-1
	Emergency Custody Order	EC	11	↔		-
	Child In Need of Services	CS	8	▼	-11.1%	-1
	Remand Custody	RC	8	▼	-27.3%	-3
	Remand Visitation	RV	8	▼	-38.5%	-5
	Show Cause	SC	6	▼		-
	Relief of Custody	CR	5	▲	+150.0%	+3
	Special Immigrant Juvenile Status	SI	5	▲	-	+5
	Non-Family Abuse Protective Order	AP	4	▼	-50.0%	-4
	Truancy	TR	4	▼	-60.0%	-6
	Civil Violation	CI	3	▲	+50.0%	+1
	Restoration of Parental Rights	RR	3	▲	-	+3
	Temporary Detention Order	TD	3	▼	-57.1%	-4
	Motion - Protective Order	MP	2	↔		-
	Capias	CA	1	▼	-66.7%	-2
	Entrustment	ET	1	▼	-50.0%	-1
	Family Abuse - Protective Order	FP	1	▲	-	+1
	Child at Risk	RI	0	▼	-100.0%	-1
	Other	OT	0	▼	-100.0%	-3
	Qualified Residential Treatment	QR	0	▼	-100.0%	-2
	Voluntary Continuing Services and Support Agreem	VA	0	▼	-100.0%	-2
	Total			1,112	▼	-10.8%
GRAND TOTAL			2,241	▼	-2.6%	-59

* Compared to same time period as previous year

** Case Type Categories are defined in the 2017 Virginia Judicial Workload Assessment

The data reported reflect the case management system. The case types reported may not necessitate judicial involvement.

Dispositions by Major Case Category**

Category	Summary	Change	% Change	Absolute Change
Adult Criminal	561	▲	+15.7%	+76
Child Dependency	178	▲	+74.5%	+76
Child in Need of Services/Supervision	12	▼	-40.0%	-8
Custody and Visitation	568	▼	-29.4%	-236
Delinquency	199	▲	+64.5%	+78
Juvenile Miscellaneous	13	▼	-7.1%	-1
New to Workload Study	8	▲	+300.0%	+6
Other	285	▲	+7.5%	+20
Protective Orders	123	▲	+15.0%	+16
Support	233	▼	-21.0%	-62
Traffic	61	▼	-28.2%	-24
GRAND TOTAL	2,241	▼	-2.6%	-59

* Compared to same time period as previous year

** Case Type Categories are defined in the 2017 Virginia Judicial Workload Assessment

The data reported reflect the case management system. The case types reported may not necessitate judicial involvement.

2024 Overall GRAND TOTAL		Distribution of Caseload			Change*		Percentage (%) of Caseload		
4,011 -80 -2.0% 		Adult	2,004	50%	-4.2% ▼	-87	Adult	51.1%	50.0%
		Juvenile	2,007	50%	0.4% ▲	+7	Juvenile	48.9%	50.0%
		GRAND TOTAL	4,011	100%	-2.0% ▼	-80	GRAND TOTAL	100%	100%

Dispositions by Division & Code

Division	Case Type Description	Code	Summary	Change	% Change	Absolute Change	
Adult	Civil Support	VS	443	▲	+4.5%	+19	
	Misdemeanor	CM	376	▼	-5.5%	-22	
	Show Cause	SC	348	▲	+13.4%	+41	
	Other	OT	295	▼	-17.6%	-63	
	Family Abuse - Protective Order	FP	198	▼	-1.5%	-3	
	Capias	CA	133	▼	-15.3%	-24	
	Felony	CF	121	▼	-22.4%	-35	
	Non-Family Abuse Protective Order	AP	37	▲	+54.2%	+13	
	Motion - Protective Order	MP	27	▼	-10.0%	-3	
	Violation of Protective Order	PV	14	▼	-56.3%	-18	
	Remand Support	RS	10	▲	+150.0%	+6	
	Violation Family Abuse Protective Order	PS	2	▲	-	+2	
	Total			2,004	▼	-4.2%	-87
	Juvenile	Custody Visitation	CV	1,319	▼	-1.6%	-21
Misdemeanor		DM	188	▲	+9.9%	+17	
Traffic		T	160	▲	+16.8%	+23	
Felony		DF	73	▲	+62.2%	+28	
Foster Care Review		FC	43	↔	-	-	
Show Cause		SC	32	▼	-54.3%	-38	
Permanency Planning		PH	25	▼	-32.4%	-12	
Child In Need of Services		CS	22	▲	+120.0%	+12	
Remand Custody		RC	17	▲	+183.3%	+11	
Remand Visitation		RV	17	▲	+183.3%	+11	
Paternity		PT	14	▼	-39.1%	-9	
Non-Family Abuse Protective Order		AP	13	▼	-45.8%	-11	
Status		ST	11	▲	+83.3%	+5	
Abuse and Neglect		AN	9	▼	-65.4%	-17	
Capias		CA	9	▼	-10.0%	-1	
Initial Foster Care		IF	9	↔	-	-	
Voluntary Continuing Services and Support Agreem		VA	9	▲	+125.0%	+5	
Truancy		TR	7	▼	-36.4%	-4	
Other		OT	6	▲	+200.0%	+4	
Family Abuse - Protective Order		FP	5	▲	+400.0%	+4	
Temporary Detention Order		TD	5	▲	+25.0%	+1	
Terminate Parental Rights		TP	4	▲	+300.0%	+3	
Entrustment		ET	3	▲	+200.0%	+2	
Civil Violation		CI	2	▲	+100.0%	+1	
Emancipation		EP	1	↔	-	-	
Motion - Protective Order		MP	1	▼	-66.7%	-2	
Protective Order		PC	1	▲	-	+1	
Relief of Custody		CR	1	▼	-50.0%	-1	
Special Immigrant Juvenile Status		SI	1	▼	-50.0%	-1	
Emergency Custody Order		EC	0	▼	-100.0%	-2	
Qualified Residential Treatment		QR	0	▼	-100.0%	-2	
Total			2,007	▲	0.4%	+7	
GRAND TOTAL			4,011	▼	-2.0%	-80	

* Compared to same time period as previous year

** Case Type Categories are defined in the 2017 Virginia Judicial Workload Assessment

The data reported reflect the case management system. The case types reported may not necessitate judicial involvement.

Dispositions by Major Case Category**

Category	Summary	Change	% Change	Absolute Change
Adult Criminal	763	▲	-10.9%	-93
Child Dependency	103	▲	-17.6%	-22
Child in Need of Services/Supervision	31	▼	-8.8%	-3
Custody and Visitation	1,333	▼	-2.2%	-30
Delinquency	301	▲	+6.4%	+18
Juvenile Miscellaneous	12	▲	+71.4%	+5
New to Workload Study	3	▲		0
Other	350	▲	-8.4%	-32
Protective Orders	281	▲	-0.7%	-2
Support	674	▲	+9.1%	+56
Traffic	160	▲	+16.8%	+23
GRAND TOTAL	4,011	▼	-2.0%	-80

* Compared to same time period as previous year

** Case Type Categories are defined in the 2017 Virginia Judicial Workload Assessment

The data reported reflect the case management system. The case types reported may not necessitate judicial involvement.

2024 Overall GRAND TOTAL		Distribution of Caseload		Change*		Percentage (%) of Caseload		
1,459	+32 2.2%	Adult	638 44%	-1.4% ▼	-9	Adult	45.3%	43.7%
2024		Juvenile	821 56%	5.3% ▲	+41	Juvenile	54.7%	56.3%
2023		GRAND TOTAL	1,459 100%	2.2% ▲	+32	GRAND TOTAL	100%	100%

Dispositions by Division & Code

Division	Case Type Description	Code	Summary	Change	% Change	Absolute Change	
Adult	Civil Support	VS	149	▼	-20.7%	-39	
	Misdemeanor	CM	108	▼	-19.4%	-26	
	Show Cause	SC	95	▼	-7.8%	-8	
	Other	OT	92	▲	+5.7%	+5	
	Felony	CF	76	▲	+85.4%	+35	
	Family Abuse - Protective Order	FP	55	▲	+25.0%	+11	
	Capias	CA	29	▲	+20.8%	+5	
	Motion - Protective Order	MP	15	▲	+25.0%	+3	
	Remand Support	RS	10	▲	+25.0%	+2	
	Non-Family Abuse Protective Order	AP	5	▲	+150.0%	+3	
	Violation of Protective Order	PV	3	▼	-25.0%	-1	
	Restricted License for Non-Support	SL	1	▲	-	+1	
		Total		638	▼	-1.4%	-9
Juvenile	Custody Visitation	CV	509	▲	+9.9%	+46	
	Misdemeanor	DM	87	▲	+40.3%	+25	
	Traffic	T	39	▼	-40.0%	-26	
	Felony	DF	35	▲	+9.4%	+3	
	Abuse and Neglect	AN	20	▲	+300.0%	+15	
	Paternity	PT	17	▼	-59.5%	-25	
	Permanency Planning	PH	16	▲	+128.6%	+9	
	Remand Visitation	RV	13	▲	+30.0%	+3	
	Remand Custody	RC	12	▲	+20.0%	+2	
	Child In Need of Services	CS	11	▲	+266.7%	+8	
	Civil Violation	CI	11	▼	-45.0%	-9	
	Truancy	TR	10	▲	+100.0%	+5	
	Non-Family Abuse Protective Order	AP	7	▼	-30.0%	-3	
	Voluntary Continuing Services and Support Agree	VA	7	▲	+133.3%	+4	
	Initial Foster Care	IF	5	↔	-	-	
	Terminate Parental Rights	TP	5	▲	+400.0%	+4	
	Foster Care Review	FC	4	▼	-20.0%	-1	
	Status	ST	4	▲	+100.0%	+2	
	Capias	CA	2	▲	-	+2	
	Motion - Protective Order	MP	2	▲	+100.0%	+1	
	Other	OT	2	▼	-80.0%	-8	
	Special Immigrant Juvenile Status	SI	2	▲	-	+2	
	Temporary Detention Order	TD	1	▼	-90.9%	-10	
	Emergency Custody Order	EC	0	▼	-100.0%	-1	
	Relief of Custody	CR	0	▼	-100.0%	-2	
	Show Cause	SC	0	▼	-100.0%	-5	
		Total		821	▲	5.3%	+41
	GRAND TOTAL			1,459	▲	2.2%	+32

Dispositions by Major Case Category**

Category	Summary	Change	% Change	Absolute Change
Adult Criminal	285	▲	+1.1%	+3
Child Dependency	57	▲	+103.6%	+29
Child in Need of Services/Supervision	21	▲	+162.5%	+13

* Compared to same time period as previous year
 ** Case Type Categories are defined in the 2017 Virginia Judicial Workload Assessment
 The data reported reflect the case management system. The case types reported may not necessitate judicial involvement.

CPSS - JCMS CASELOAD STATISTICS OF THE JUVENILE & DOMESTIC RELATIONS DISTRICT COURTS
 January 2024 thru December 2024 Dispositions (Compared to January 2023 thru December 2023)

Custody and Visitation	526	▼	+4.2%	+21
Delinquency	124	▲	+25.3%	+25
Juvenile Miscellaneous	4	▲	+100.0%	+2
New to Workload Study	13	▲	-35.0%	-7
Other	130	▲	-5.1%	-7
Protective Orders	84	▲	+21.7%	+15
Support	176	▲	-17.0%	-36
Traffic	39	▼	-40.0%	-26
GRAND TOTAL	1,459	▲	2.2%	+32

* Compared to same time period as previous year

** Case Type Categories are defined in the 2017 Virginia Judicial Workload Assessment

The data reported reflect the case management system. The case types reported may not necessitate judicial involvement.

2024 Overall GRAND TOTAL		Distribution of Caseload			Change*		Percentage (%) of Caseload		
	536	Adult	325	61%	9.1% ▲	+27	Adult	59.8%	60.6%
	+38 7.6%	Juvenile	211	39%	5.5% ▲	+11	Juvenile	40.2%	39.4%
		GRAND TOTAL	536	100%	7.6% ▲	+38	GRAND TOTAL	100%	100%

Dispositions by Division & Code

Division	Case Type Description	Code	Summary	Change	% Change	Absolute Change
Adult	Misdemeanor	CM	71	▼	-2.7%	-2
	Show Cause	SC	62	▲	+31.9%	+15
	Civil Support	VS	60	▲	+22.4%	+11
	Other	OT	59	▼	+15.7%	+8
	Capias	CA	28	▲	+47.4%	+9
	Felony	CF	17	▼	-43.3%	-13
	Family Abuse - Protective Order	FP	14	▼	-30.0%	-6
	Non-Family Abuse Protective Order	AP	5	▼	-28.6%	-2
	Motion - Protective Order	MP	4	▲	+300.0%	+3
	Remand Support	RS	2	▲	-	+2
	Criminal Support	CS	1	▲	-	+1
	Restricted License for Non-Support	SL	1	▲	-	+1
	Violation of Protective Order	PV	1	▲	-	+1
	Violation Family Abuse Protective Order	PS	0	▼	-100.0%	-1
	Total		325	▲	9.1%	+27
Juvenile	Custody Visitation	CV	104	▼	-8.0%	-9
	Misdemeanor	DM	50	▲	+72.4%	+21
	Traffic	T	14	▼	-60.0%	-21
	Remand Custody	RC	8	▲	+300.0%	+6
	Remand Visitation	RV	8	▲	+300.0%	+6
	Paternity	PT	7	▲	+250.0%	+5
	Child In Need of Services	CS	6	▲	+20.0%	+1
	Truancy	TR	6	▲	+100.0%	+3
	Felony	DF	2	↔	-	-
	Temporary Detention Order	TD	2	▲	+100.0%	+1
	Emancipation	EP	1	▲	-	+1
	Foster Care Review	FC	1	▼	-66.7%	-2
	Non-Family Abuse Protective Order	AP	1	▲	-	+1
	Terminate Parental Rights	TP	1	▲	-	+1
	Show Cause	SC	0	▼	-100.0%	-1
	Status	ST	0	▼	-100.0%	-1
	Voluntary Continuing Services and Support Agree	VA	0	▼	-100.0%	-1
		Total		211	▲	5.5%
	GRAND TOTAL		536	▲	7.6%	+38

Dispositions by Major Case Category**

Category	Summary	Change	% Change	Absolute Change
Adult Criminal	149	▲	-2.0%	-3
Child Dependency	2	▲	-50.0%	-2
Child in Need of Services/Supervision	12	▲	+33.3%	+3
Custody and Visitation	111	▲	-3.5%	-4
Delinquency	52	▲	+67.7%	+21
Juvenile Miscellaneous	1	▲	-	0
Other	79	▲	+41.1%	+23
Protective Orders	24	▲	-14.3%	-4
Support	92	▲	+37.3%	+25

* Compared to same time period as previous year
 ** Case Type Categories are defined in the 2017 Virginia Judicial Workload Assessment
 The data reported reflect the case management system. The case types reported may not necessitate judicial involvement.

CPSS - JCMS CASELOAD STATISTICS OF THE JUVENILE & DOMESTIC RELATIONS DISTRICT COURTS
 January 2024 thru December 2024 Dispositions (Compared to January 2023 thru December 2023)

Lancaster

District: 15 FIPS: 103

Traffic	14	▼	-60.0%	-21
GRAND TOTAL	536	▲	7.6%	+38

* Compared to same time period as previous year
 ** Case Type Categories are defined in the 2017 Virginia Judicial Workload Assessment
 The data reported reflect the case management system. The case types reported may not necessitate judicial involvement.

2024 Overall GRAND TOTAL		Distribution of Caseload		Change*		Percentage (%) of Caseload		
538	-47 -8.0%	Adult	293 54%	-10.4% ▼	-34	Adult	2023 55.9%	2024 54.5%
2024		Juvenile	245 46%	-5.0% ▼	-13	Juvenile	44.1%	45.5%
2023		GRAND TOTAL	538 100%	-8.0% ▼	-47	GRAND TOTAL	100%	100%

Dispositions by Division & Code

Division	Case Type Description	Code	Summary	Change	% Change	Absolute Change
Adult	Misdemeanor	CM	86	▲	+3.6%	+3
	Other	OT	49	▲	-18.3%	-11
	Show Cause	SC	49	▲	+2.1%	+1
	Civil Support	VS	43	▼	-12.2%	-6
	Family Abuse - Protective Order	FP	22	▼	-4.3%	-1
	Felony	CF	19	▼	-24.0%	-6
	Capias	CA	16	▼	-15.8%	-3
	Motion - Protective Order	MP	4	▼	-50.0%	-4
	Non-Family Abuse Protective Order	AP	3	▲	+50.0%	+1
	Violation of Protective Order	PV	2	▼	-50.0%	-2
	Remand Support	RS	0	▼	-100.0%	-3
	Violation Family Abuse Protective Order	PS	0	▼	-100.0%	-3
	Total			293	▼	-10.4%
Juvenile	Custody Visitation	CV	149	▼	-5.7%	-9
	Misdemeanor	DM	24	▲	+20.0%	+4
	Felony	DF	16	▲	+166.7%	+10
	Truancy	TR	13	↔		-
	Child In Need of Services	CS	12	▼	-20.0%	-3
	Traffic	T	8	▼	-50.0%	-8
	Foster Care Review	FC	4	▲	+100.0%	+2
	Paternity	PT	4	▼	-42.9%	-3
	Show Cause	SC	4	▼	-42.9%	-3
	Terminate Parental Rights	TP	4	▲	-	+4
	Other	OT	2	▲	-	+2
	Abuse and Neglect	AN	1	↔		-
	Initial Foster Care	IF	1	▲	-	+1
	Non-Family Abuse Protective Order	AP	1	↔		-
	Status	ST	1	↔		-
	Temporary Detention Order	TD	1	↔		-
	Capias	CA	0	▼	-100.0%	-1
	Remand Custody	RC	0	▼	-100.0%	-5
	Remand Visitation	RV	0	▼	-100.0%	-4
	Total			245	▼	-5.0%
GRAND TOTAL			538	▼	-8.0%	-47

Dispositions by Major Case Category**

Category	Summary	Change	% Change	Absolute Change
Adult Criminal	150	▼	-5.7%	-9
Child Dependency	10	▲	+233.3%	+7
Child in Need of Services/Supervision	25	▼	-16.7%	-5
Custody and Visitation	153	▼	-7.3%	-12
Delinquency	44	▲	+37.5%	+12
Juvenile Miscellaneous	1	↔		0
Other	52	▲	-28.8%	-21
Protective Orders	30	▼	-11.8%	-4
Support	65	▼	-9.7%	-7

* Compared to same time period as previous year
 ** Case Type Categories are defined in the 2017 Virginia Judicial Workload Assessment
 The data reported reflect the case management system. The case types reported may not necessitate judicial involvement.

Traffic	8	▼	-50.0%	-8
GRAND TOTAL	538	▼	-8.0%	-47

* Compared to same time period as previous year

** Case Type Categories are defined in the 2017 Virginia Judicial Workload Assessment

The data reported reflect the case management system. The case types reported may not necessitate judicial involvement.

2024 Overall GRAND TOTAL		Distribution of Caseload		Change*		Percentage (%) of Caseload		
339	-31 -8.4%	Adult	191 56%	2.1% ▲	+4	Adult	2023 50.5%	2024 56.3%
2024		Juvenile	148 44%	-19.1% ▼	-35	Juvenile	49.5%	43.7%
2023		GRAND TOTAL	339 100%	-8.4% ▼	-31	GRAND TOTAL	100%	100%

Dispositions by Division & Code

Division	Case Type Description	Code	Summary	Change	% Change	Absolute Change
Adult	Misdemeanor	CM	57	▼	-9.5%	-6
	Other	OT	29	▼	-27.5%	-11
	Civil Support	VS	28	▼	-28.2%	-11
	Show Cause	SC	24	▲	+20.0%	+4
	Felony	CF	21	▲	+250.0%	+15
	Capias	CA	16	▲	+166.7%	+10
	Family Abuse - Protective Order	FP	13	▲	+44.4%	+4
	Bond Forfeiture	BF	1	▲	-	+1
	Non-Family Abuse Protective Order	AP	1	▲	-	+1
	Restricted License for Non-Support	SL	1	▲	-	+1
	Motion - Protective Order	MP	0	▼	-100.0%	-2
	Remand Support	RS	0	▼	-100.0%	-1
	Violation Family Abuse Protective Order	PS	0	▼	-100.0%	-1
	Total		191	▲	2.1%	+4
Juvenile	Custody Visitation	CV	86	▼	-18.1%	-19
	Misdemeanor	DM	20	▲	+25.0%	+4
	Traffic	T	15	▼	-31.8%	-7
	Felony	DF	6	↔	-	-
	Child In Need of Services	CS	5	↔	-	-
	Show Cause	SC	4	▲	+33.3%	+1
	Status	ST	4	▲	+100.0%	+2
	Truancy	TR	4	▲	+300.0%	+3
	Foster Care Review	FC	3	▲	+200.0%	+2
	Abuse and Neglect	AN	1	▲	-	+1
	Capias	CA	0	▼	-100.0%	-2
	Non-Family Abuse Protective Order	AP	0	▼	-100.0%	-2
	Paternity	PT	0	▼	-100.0%	-11
	Permanency Planning	PH	0	▼	-100.0%	-5
	Terminate Parental Rights	TP	0	▼	-100.0%	-2
	Total		148	▼	-19.1%	-35
	GRAND TOTAL		339	▼	-8.4%	-31

Dispositions by Major Case Category**

Category	Summary	Change	% Change	Absolute Change		
Adult Criminal	106	▲	+26.2%	+22		
Child Dependency	4	▲	-50.0%	-4		
Child in Need of Services/Supervision	11	▲	+83.3%	+5		
Custody and Visitation	86	▼	-25.9%	-30		
Delinquency	28	▼	+3.7%	+1		
Juvenile Miscellaneous	4	▲	+100.0%	+2		
Other	29	▼	-29.3%	-12		
Protective Orders	14	▲	+7.7%	+1		
Support	42	▲	-17.6%	-9		
Traffic	15	▼	-31.8%	-7		
	GRAND TOTAL		339	▼	-8.4%	-31

* Compared to same time period as previous year
 ** Case Type Categories are defined in the 2017 Virginia Judicial Workload Assessment
 The data reported reflect the case management system. The case types reported may not necessitate judicial involvement.

2024 Overall GRAND TOTAL		Distribution of Caseload		Change*		Percentage (%) of Caseload		
8,633	+392 4.8%	Adult	4,620 54%	13.8% ▲	+562	Adult	49.2%	53.5%
2024		Juvenile	4,013 46%	-4.1% ▼	-170	Juvenile	50.8%	46.5%
2023		GRAND TOTAL	8,633 100%	4.8% ▲	+392	GRAND TOTAL	100%	100%

Dispositions by Division & Code

Division	Case Type Description	Code	Summary	Change	% Change	Absolute Change	
Adult	Civil Support	VS	979	▲	+13.6%	+117	
	Show Cause	SC	933	▲	+7.5%	+65	
	Misdemeanor	CM	776	▲	+14.1%	+96	
	Other	OT	727	▲	+14.8%	+94	
	Felony	CF	393	▲	+27.2%	+84	
	Family Abuse - Protective Order	FP	359	▲	+24.7%	+71	
	Capias	CA	204	▼	+2.5%	+5	
	Motion - Protective Order	MP	87	▲	+38.1%	+24	
	Remand Support	RS	85	▲	+16.4%	+12	
	Non-Family Abuse Protective Order	AP	37	▼	-7.5%	-3	
	Violation of Protective Order	PV	25	▼	-13.8%	-4	
	Restricted License for Non-Support	SL	8	▲	+166.7%	+5	
	Criminal Support	CS	5	▼	-37.5%	-3	
	Protective Order	PC	2	▲	-	+2	
	Violation Family Abuse Protective Order	PS	0	▼	-100.0%	-3	
	Total		4,620	▲	13.8%	+562	
Juvenile	Custody Visitation	CV	2,533	▼	-10.8%	-308	
	Misdemeanor	DM	394	▲	+25.9%	+81	
	Felony	DF	143	▲	+55.4%	+51	
	Remand Custody	RC	134	▲	+21.8%	+24	
	Remand Visitation	RV	131	▲	+18.0%	+20	
	Paternity	PT	113	▲	+18.9%	+18	
	Traffic	T	102	▼	-2.9%	-3	
	Foster Care Review	FC	56	▼	-31.7%	-26	
	Show Cause	SC	50	▲	+13.6%	+6	
	Non-Family Abuse Protective Order	AP	40	▼	-41.2%	-28	
	Abuse and Neglect	AN	39	▼	-13.3%	-6	
	Permanency Planning	PH	38	▲	+15.2%	+5	
	Truancy	TR	36	▲	+38.5%	+10	
	Child In Need of Services	CS	31	▲	+63.2%	+12	
	Status	ST	30	▲	+66.7%	+12	
	Voluntary Continuing Services and Support Agree	VA	27	↔	-	-	
	Temporary Detention Order	TD	17	▼	-43.3%	-13	
	Child at Risk	RI	16	▼	-44.8%	-13	
	Initial Foster Care	IF	15	▼	-31.8%	-7	
	Terminate Parental Rights	TP	15	▼	-28.6%	-6	
	Special Immigrant Juvenile Status	SI	14	▲	+600.0%	+12	
	Other	OT	11	▼	-42.1%	-8	
	Relief of Custody	CR	7	▼	-46.2%	-6	
	Emergency Custody Order	EC	6	↔	-	-	
	Entrustment	ET	5	▲	-	+5	
	Motion - Protective Order	MP	5	▲	+25.0%	+1	
	Capias	CA	2	↔	-	-	
	Violation Family Abuse Protective Order	PS	2	▲	-	+2	
	Family Abuse - Protective Order	FP	1	▼	-50.0%	-1	
	Emancipation	EP	0	▼	-100.0%	-1	
	Qualified Residential Treatment	QR	0	▼	-100.0%	-3	
		Total		4,013	▼	-4.1%	-170
		GRAND TOTAL		8,633	▲	4.8%	+392

* Compared to same time period as previous year

** Case Type Categories are defined in the 2017 Virginia Judicial Workload Assessment

The data reported reflect the case management system. The case types reported may not necessitate judicial involvement.

Dispositions by Major Case Category**

Category	Summary	Change	% Change	Absolute Change
Adult Criminal	1,772	▲	+15.1%	+233
Child Dependency	218	▲	-20.7%	-57
Child in Need of Services/Supervision	68	▲	+47.8%	+22
Custody and Visitation	2,646	▲	-9.9%	-290
Delinquency	590	▲	+31.1%	+140
Juvenile Miscellaneous	30	▼	+50.0%	+10
New to Workload Study	14	▲	+600.0%	+12
Other	1,111	▲	+13.3%	+130
Protective Orders	529	▼	+13.8%	+64
Support	1,553	▲	+9.2%	+131
Traffic	102	▼	-2.9%	-3
GRAND TOTAL	8,633	▲	4.8%	+392

* Compared to same time period as previous year

** Case Type Categories are defined in the 2017 Virginia Judicial Workload Assessment

The data reported reflect the case management system. The case types reported may not necessitate judicial involvement.

2024 Overall GRAND TOTAL		Distribution of Caseload		Change*		Percentage (%) of Caseload			
8,839 	+360 4.2%	Adult	4,535	51%	5.1% ▲	+220	Adult	50.9%	51.3%
		Juvenile	4,304	49%	3.4% ▲	+140	Juvenile	49.1%	48.7%
		GRAND TOTAL	8,839	100%	4.2% ▲	+360	GRAND TOTAL	100%	100%

Dispositions by Division & Code

Division	Case Type Description	Code	Summary	Change	% Change	Absolute Change
Adult	Misdemeanor	CM	984	▼	-2.2%	-22
	Civil Support	VS	876	▼	-2.1%	-19
	Other	OT	858	▼	+21.4%	+151
	Show Cause	SC	608	▼	-3.3%	-21
	Felony	CF	460	▲	+29.9%	+106
	Capias	CA	343	▼	-8.0%	-30
	Family Abuse - Protective Order	FP	298	▲	+14.6%	+38
	Non-Family Abuse Protective Order	AP	39	▲	+50.0%	+13
	Remand Support	RS	25	▲	+31.6%	+6
	Motion - Protective Order	MP	23	▲	+43.8%	+7
	Violation of Protective Order	PV	10	▼	-47.4%	-9
	Violation Family Abuse Protective Order	PS	5	▲	+150.0%	+3
	Criminal Support	CS	2	▼	-33.3%	-1
	Emergency Custody Order	EC	2	▲	-	+2
Restricted License for Non-Support	SL	2	▼	-66.7%	-4	
	Total		4,535	▲	5.1%	+220
Juvenile	Custody Visitation	CV	2,509	▲	+0.7%	+17
	Paternity	PT	439	▼	-1.3%	-6
	Misdemeanor	DM	431	▲	+8.8%	+35
	Traffic	T	186	▼	-3.1%	-6
	Felony	DF	166	▲	+8.5%	+13
	Status	ST	67	▲	+21.8%	+12
	Foster Care Review	FC	54	▲	+38.5%	+15
	Special Immigrant Juvenile Status	SI	48	▲	+220.0%	+33
	Permanency Planning	PH	46	▲	+7.0%	+3
	Show Cause	SC	42	▲	+121.1%	+23
	Remand Visitation	RV	31	▼	-6.1%	-2
	Civil Violation	CI	30	▲	+11.1%	+3
	Initial Foster Care	IF	30	▲	+50.0%	+10
	Remand Custody	RC	29	▼	-12.1%	-4
	Child In Need of Services	CS	27	▼	-22.9%	-8
	Other	OT	24	▲	+60.0%	+9
	Temporary Detention Order	TD	24	▲	+4.3%	+1
	Abuse and Neglect	AN	22	▼	-38.9%	-14
	Capias	CA	22	▼	-37.1%	-13
	Non-Family Abuse Protective Order	AP	21	▲	+250.0%	+15
	Terminate Parental Rights	TP	19	▲	+11.8%	+2
	Truancy	TR	18	▲	+200.0%	+12
	Emergency Custody Order	EC	6	▼	-60.0%	-9
	Child at Risk	RI	3	▲	-	+3
	Motion - Protective Order	MP	3	▲	-	+3
	Family Abuse - Protective Order	FP	2	▼	-50.0%	-2
	Relief of Custody	CR	2	▲	-	+2
	Entrustment	ET	1	▼	-50.0%	-1
	Juvenile Support	JS	1	▲	-	+1
	Voluntary Continuing Services and Support Agree	VA	1	↔	-	-
	Emancipation	EP	0	▼	-100.0%	-2
	Qualified Residential Treatment	QR	0	▼	-100.0%	-4
	Violation Family Abuse Protective Order	PS	0	▼	-100.0%	-1
		Total		4,304	▲	3.4%

* Compared to same time period as previous year

** Case Type Categories are defined in the 2017 Virginia Judicial Workload Assessment

The data reported reflect the case management system. The case types reported may not necessitate judicial involvement.

	Summary	Change	% Change	Absolute Change
GRAND TOTAL	8,839	▲	4.2%	+360

Dispositions by Major Case Category**

Category	Summary	Change	% Change	Absolute Change
Adult Criminal	2,200	▲	+0.7%	+15
Child Dependency	178	▲	+9.9%	+16
Child in Need of Services/Supervision	49	▲	+14.0%	+6
Custody and Visitation	2,948	▼	+0.3%	+10
Delinquency	657	▲	+9.3%	+56
Juvenile Miscellaneous	67	▲	+17.5%	+10
New to Workload Study	78	▲	+85.7%	+36
Other	999	▲	+18.2%	+154
Protective Orders	386	▲	+23.7%	+74
Support	1,091	▲	-1.0%	-11
Traffic	186	▼	-3.1%	-6
GRAND TOTAL	8,839	▲	4.2%	+360

* Compared to same time period as previous year

** Case Type Categories are defined in the 2017 Virginia Judicial Workload Assessment

The data reported reflect the case management system. The case types reported may not necessitate judicial involvement.

2024 Overall GRAND TOTAL		Distribution of Caseload			Change*		Percentage (%) of Caseload		
1,344	-61 -4.3%	Adult	691	51%	-6.6% ▼	-49	Adult	52.7%	51.4%
2024		Juvenile	653	49%	-1.8% ▼	-12	Juvenile	47.3%	48.6%
2023		GRAND TOTAL	1,344	100%	-4.3% ▼	-61	GRAND TOTAL	100%	100%

Dispositions by Division & Code

Division	Case Type Description	Code	Summary	Change	% Change	Absolute Change	
Adult	Show Cause	SC	145	▲		-	
	Civil Support	VS	138	▼	-5.5%	-8	
	Other	OT	135	▲	+15.4%	+18	
	Misdemeanor	CM	114	▼	-34.9%	-61	
	Family Abuse - Protective Order	FP	63	▲	+10.5%	+6	
	Felony	CF	47	▲	+67.9%	+19	
	Capias	CA	26	▲	-13.3%	-4	
	Motion - Protective Order	MP	13	▼	-7.1%	-1	
	Non-Family Abuse Protective Order	AP	3	▼	-70.0%	-7	
	Remand Support	RS	3	▼	-75.0%	-9	
	Violation of Protective Order	PV	3	↔		-	
	Restricted License for Non-Support	SL	1	▼	-50.0%	-1	
	Violation Family Abuse Protective Order	PS	0	▼	-100.0%	-1	
	Total			691	▼	-6.6%	-49
Juvenile	Custody Visitation	CV	428	▼	-7.0%	-32	
	Misdemeanor	DM	61	▲	+48.8%	+20	
	Show Cause	SC	28	▼	-12.5%	-4	
	Traffic	T	28	▲	+64.7%	+11	
	Child In Need of Services	CS	15	▲	+50.0%	+5	
	Truancy	TR	15	▲	+36.4%	+4	
	Paternity	PT	13	▼	-35.0%	-7	
	Child at Risk	RI	11	▲	-	+11	
	Remand Custody	RC	9	▼	-40.0%	-6	
	Remand Visitation	RV	9	▼	-30.8%	-4	
	Abuse and Neglect	AN	8	▲	-	+8	
	Foster Care Review	FC	5	▼	-16.7%	-1	
	Permanency Planning	PH	4	▼	-42.9%	-3	
	Initial Foster Care	IF	3	▲	+50.0%	+1	
	Motion - Protective Order	MP	3	▲	+50.0%	+1	
	Non-Family Abuse Protective Order	AP	3	↔		-	
	Civil Violation	CI	2	▲	-	+2	
	Emergency Custody Order	EC	2	▲	+100.0%	+1	
	Other	OT	2	▼	-33.3%	-1	
	Temporary Detention Order	TD	2	▼	-60.0%	-3	
	Felony	DF	1	▼	-83.3%	-5	
	Voluntary Continuing Services and Support Agree	VA	1	▼	-80.0%	-4	
	Capias	CA	0	▼	-100.0%	-1	
	Relief of Custody	CR	0	▼	-100.0%	-1	
	Status	ST	0	▼	-100.0%	-3	
	Terminate Parental Rights	TP	0	▼	-100.0%	-1	
	Total			653	▼	-1.8%	-12
	GRAND TOTAL			1,344	▼	-4.3%	-61

Dispositions by Major Case Category**

Category	Summary	Change	% Change	Absolute Change
Adult Criminal	280	▼	-17.4%	-59
Child Dependency	32	▲	+45.5%	+10

* Compared to same time period as previous year
 ** Case Type Categories are defined in the 2017 Virginia Judicial Workload Assessment
 The data reported reflect the case management system. The case types reported may not necessitate judicial involvement.

Child in Need of Services/Supervision	30	▲	+42.9%	+9
Custody and Visitation	441	▼	-8.1%	-39
Delinquency	90	▼	+12.5%	+10
Juvenile Miscellaneous	0	▼	-100.0%	-3
New to Workload Study	2	▲	-	+2
Other	162	▼	-2.4%	-4
Protective Orders	85	▼	-1.2%	-1
Support	194	▲	+1.6%	+3
Traffic	28	▲	+64.7%	+11
GRAND TOTAL	1,344	▼	-4.3%	-61

* Compared to same time period as previous year

** Case Type Categories are defined in the 2017 Virginia Judicial Workload Assessment

The data reported reflect the case management system. The case types reported may not necessitate judicial involvement.

2024 Overall GRAND TOTAL		Distribution of Caseload		Change*		Percentage (%) of Caseload		
3,471	-197 -5.4%	Adult	1,711 49%	-2.1% ▼	-36	Adult	47.6%	49.3%
2024		Juvenile	1,760 51%	-8.4% ▼	-161	Juvenile	52.4%	50.7%
2023		GRAND TOTAL	3,471 100%	-5.4% ▼	-197	GRAND TOTAL	100%	100%

Dispositions by Division & Code

Division	Case Type Description	Code	Summary	Change	% Change	Absolute Change	
Adult	Misdemeanor	CM	378	▲	+12.8%	+43	
	Show Cause	SC	378	▲	+11.8%	+40	
	Other	OT	318	▲	+24.2%	+62	
	Civil Support	VS	231	▼	-13.5%	-36	
	Family Abuse - Protective Order	FP	129	▲	+74.3%	+55	
	Felony	CF	91	▼	-34.5%	-48	
	Capias	CA	88	▼	-21.4%	-24	
	Non-Family Abuse Protective Order	AP	36	▼	-58.6%	-51	
	Motion - Protective Order	MP	35	▼	-35.2%	-19	
	Violation of Protective Order	PV	19	▼	-32.1%	-9	
	Remand Support	RS	7	▼	-87.3%	-48	
	Violation Family Abuse Protective Order	PS	1	↔		-	
	Restricted License for Non-Support	SL	0	▼	-100.0%	-1	
	Total		1,711	▼	-2.1%	-36	
Juvenile	Custody Visitation	CV	836	▼	-13.1%	-126	
	Misdemeanor	DM	144	▲	+15.2%	+19	
	Traffic	T	138	▼	-4.2%	-6	
	Abuse and Neglect	AN	97	▼	-2.0%	-2	
	Permanency Planning	PH	72	▼	-1.4%	-1	
	Foster Care Review	FC	68	▲	+11.5%	+7	
	Initial Foster Care	IF	59	▲	+103.4%	+30	
	Felony	DF	47	▼	-45.3%	-39	
	Motion - Protective Order	MP	46	▲	+58.6%	+17	
	Special Immigrant Juvenile Status	SI	43	▼	-10.4%	-5	
	Paternity	PT	28	▲	+7.7%	+2	
	Child In Need of Services	CS	25	▲	+4.2%	+1	
	Truancy	TR	22	▲	+83.3%	+10	
	Terminate Parental Rights	TP	20	▲	+5.3%	+1	
	Non-Family Abuse Protective Order	AP	18	▲	+125.0%	+10	
	Status	ST	15	▲	+7.1%	+1	
	Temporary Detention Order	TD	14	▼	-17.6%	-3	
	Remand Custody	RC	12	▼	-78.2%	-43	
	Remand Visitation	RV	11	▼	-80.0%	-44	
	Relief of Custody	CR	10	▲	+233.3%	+7	
	Emergency Custody Order	EC	9	▼	-18.2%	-2	
	Other	OT	6	▼		-	
	Show Cause	SC	6	▲	+50.0%	+2	
	Family Abuse - Protective Order	FP	5	▲	+400.0%	+4	
	Voluntary Continuing Services and Support Agreem	VA	5	▼	-16.7%	-1	
	Civil Violation	CI	2	▼	-33.3%	-1	
	Restoration of Parental Rights	RR	2	▲	-	+2	
	Qualified Residential Treatment	QR	0	▼	-100.0%	-1	
		Total		1,760	▼	-8.4%	-161
	GRAND TOTAL			3,471	▼	-5.4%	-197

* Compared to same time period as previous year

** Case Type Categories are defined in the 2017 Virginia Judicial Workload Assessment

The data reported reflect the case management system. The case types reported may not necessitate judicial involvement.

Dispositions by Major Case Category**

Category	Summary	Change	% Change	Absolute Change
Adult Criminal	831	▼	+3.7%	+30
Child Dependency	331	▲	+13.7%	+40
Child in Need of Services/Supervision	47	▲	+30.6%	+11
Custody and Visitation	864	▼	-12.6%	-124
Delinquency	197	▲	-8.4%	-18
Juvenile Miscellaneous	15	▼		0
New to Workload Study	45	▼	-11.8%	-6
Other	379	▲	-16.5%	-75
Protective Orders	269	▲	+6.3%	+16
Support	355	▼	-15.5%	-65
Traffic	138	▼	-4.2%	-6
GRAND TOTAL	3,471	▼	-5.4%	-197

* Compared to same time period as previous year

** Case Type Categories are defined in the 2017 Virginia Judicial Workload Assessment

The data reported reflect the case management system. The case types reported may not necessitate judicial involvement.

2024 Overall GRAND TOTAL		Distribution of Caseload		Change*		Percentage (%) of Caseload			
1,883	-115 -5.8%	Adult	1,167	62%	-1.4% ▼	-16	Adult	59.2%	62.0%
2024		Juvenile	716	38%	-12.1% ▼	-99	Juvenile	40.8%	38.0%
2023		GRAND TOTAL	1,883	100%	-5.8% ▼	-115	GRAND TOTAL	100%	100%

Dispositions by Division & Code

Division	Case Type Description	Code	Summary	Change	% Change	Absolute Change
Adult	Show Cause	SC	288	▲	+29.1%	+65
	Misdemeanor	CM	254	▲	+0.4%	+1
	Other	OT	219	▼	-23.7%	-68
	Civil Support	VS	145	▲	+26.1%	+30
	Capias	CA	127	▼	+10.4%	+12
	Family Abuse - Protective Order	FP	53	▼	-27.4%	-20
	Felony	CF	49	▼	-19.7%	-12
	Motion - Protective Order	MP	13	▼	-23.5%	-4
	Violation of Protective Order	PV	13	↔		-
	Non-Family Abuse Protective Order	AP	4	▼	-66.7%	-8
	Remand Support	RS	2	▼	-83.3%	-10
	Restricted License for Non-Support	SL	0	▼	-100.0%	-2
	Total			1,167	▼	-1.4%
Juvenile	Custody Visitation	CV	266	▼	-28.9%	-108
	Misdemeanor	DM	96	▲	+1.1%	+1
	Abuse and Neglect	AN	66	▲	+50.0%	+22
	Initial Foster Care	IF	52	▲	+225.0%	+36
	Foster Care Review	FC	41	▲	+41.4%	+12
	Traffic	T	40	▼	-2.4%	-1
	Felony	DF	32	▼	-8.6%	-3
	Permanency Planning	PH	30	▼	-6.3%	-2
	Paternity	PT	15	▲	+15.4%	+2
	Special Immigrant Juvenile Status	SI	14	▲	+40.0%	+4
	Terminate Parental Rights	TP	13	▲	+225.0%	+9
	Temporary Detention Order	TD	8	▼	-76.5%	-26
	Emergency Custody Order	EC	6	▼	-50.0%	-6
	Motion - Protective Order	MP	5	▼	-16.7%	-1
	Non-Family Abuse Protective Order	AP	5	▼	-58.3%	-7
	Truancy	TR	5	▲	+150.0%	+3
	Voluntary Continuing Services and Support Agreem	VA	5	↔		-
	Child In Need of Services	CS	4	▼	-55.6%	-5
	Show Cause	SC	4	▼	-20.0%	-1
	Other	OT	3	▲	-66.7%	-6
	Family Abuse - Protective Order	FP	2	▲	+100.0%	+1
	Relief of Custody	CR	2	▼	-50.0%	-2
	Status	ST	2	▼	-85.7%	-12
	Remand Custody	RC	0	▼	-100.0%	-5
	Remand Visitation	RV	0	▼	-100.0%	-4
	Total			716	▼	-12.1%
GRAND TOTAL			1,883	▼	-5.8%	-115

Dispositions by Major Case Category**

Category	Summary	Change	% Change	Absolute Change
Adult Criminal	586	▲	+10.2%	+54
Child Dependency	209	▲	+56.0%	+75
Child in Need of Services/Supervision	9	▲	-18.2%	-2
Custody and Visitation	281	▼	-27.4%	-106

* Compared to same time period as previous year
 ** Case Type Categories are defined in the 2017 Virginia Judicial Workload Assessment
 The data reported reflect the case management system. The case types reported may not necessitate judicial involvement.

Delinquency	132	▼	-2.2%	-3
Juvenile Miscellaneous	3	▲	-78.6%	-11
New to Workload Study	14	▲	+40.0%	+4
Other	237	▼	-34.7%	-126
Protective Orders	82	▼	-32.2%	-39
Support	290	▼	+16.0%	+40
Traffic	40	▼	-2.4%	-1
GRAND TOTAL	1,883	▼	-5.8%	-115

* Compared to same time period as previous year

** Case Type Categories are defined in the 2017 Virginia Judicial Workload Assessment

The data reported reflect the case management system. The case types reported may not necessitate judicial involvement.

2024 Overall GRAND TOTAL		Distribution of Caseload		Change*		Percentage (%) of Caseload			
3,391	-276 -7.5%	Adult	1,777	52%	-7.9% ▼	-152	Adult	52.6%	52.4%
2024		Juvenile	1,614	48%	-7.1% ▼	-124	Juvenile	47.4%	47.6%
2023		GRAND TOTAL	3,391	100%	-7.5% ▼	-276	GRAND TOTAL	100%	100%

Dispositions by Division & Code

Division	Case Type Description	Code	Summary	Change	% Change	Absolute Change	
Adult	Show Cause	SC	489	▲	-18.5%	-111	
	Misdemeanor	CM	337	↔		-	
	Civil Support	VS	333	▼	-6.2%	-22	
	Other	OT	184	▼	-3.7%	-7	
	Capias	CA	139	▲	+18.8%	+22	
	Family Abuse - Protective Order	FP	129	▲	+0.8%	+1	
	Felony	CF	74	▼	-34.5%	-39	
	Motion - Protective Order	MP	47	▲	+11.9%	+5	
	Remand Support	RS	16	▲	+6.7%	+1	
	Violation of Protective Order	PV	13	▲	+8.3%	+1	
	Non-Family Abuse Protective Order	AP	10	▲	+11.1%	+1	
	Restricted License for Non-Support	SL	6	▼	-14.3%	-1	
	Return of Desposit (Bondsman)	RD	0	▼	-100.0%	-1	
	Violation Family Abuse Protective Order	PS	0	▼	-100.0%	-2	
	Total		1,777	▼	-7.9%	-152	
Juvenile	Custody Visitation	CV	966	▼	-13.3%	-148	
	Misdemeanor	DM	191	▲	+8.5%	+15	
	Traffic	T	96	▼	-2.0%	-2	
	Felony	DF	72	▲	+118.2%	+39	
	Special Immigrant Juvenile Status	SI	58	▲	+132.0%	+33	
	Child In Need of Services	CS	30	▼	-6.3%	-2	
	Remand Custody	RC	24	▼	-7.7%	-2	
	Remand Visitation	RV	24	▼	-7.7%	-2	
	Show Cause	SC	23	▲	+43.8%	+7	
	Paternity	PT	19	↔		-	
	Permanency Planning	PH	17	▼	-10.5%	-2	
	Status	ST	11	▼	-8.3%	-1	
	Child at Risk	RI	10	▼	-9.1%	-1	
	Civil Violation	CI	8	▼	-27.3%	-3	
	Non-Family Abuse Protective Order	AP	8	▼	-72.4%	-21	
	Temporary Detention Order	TD	8	▼	-27.3%	-3	
	Truancy	TR	7	▼	-36.4%	-4	
	Abuse and Neglect	AN	6	▼	-33.3%	-3	
	Initial Foster Care	IF	6	▲	+20.0%	+1	
	Motion - Protective Order	MP	6	▼	-14.3%	-1	
	Foster Care Review	FC	5	▼	-68.8%	-11	
	Capias	CA	3	▲	+50.0%	+1	
	Family Abuse - Protective Order	FP	3	▲	+200.0%	+2	
	Other	OT	3	▼	-62.5%	-5	
	Relief of Custody	CR	3	▼	-50.0%	-3	
	Emergency Custody Order	EC	2	▼	-33.3%	-1	
	Terminate Parental Rights	TP	2	↔		-	
	Emancipation	EP	1	↔		-	
	Entrustment	ET	1	↔		-	
	Voluntary Continuing Services and Support Agree	VA	1	▼	-75.0%	-3	
	Violation of Protective Order	PV	0	▼	-100.0%	-4	
		Total		1,614	▼	-7.1%	-124
		GRAND TOTAL		3,391	▼	-7.5%	-276

* Compared to same time period as previous year

** Case Type Categories are defined in the 2017 Virginia Judicial Workload Assessment

The data reported reflect the case management system. The case types reported may not necessitate judicial involvement.

Dispositions by Major Case Category**

Category	Summary	Change	% Change	Absolute Change
Adult Criminal	843	▼	-18.3%	-189
Child Dependency	51	▼	-30.1%	-22
Child in Need of Services/Supervision	51	▲	-1.9%	-1
Custody and Visitation	985	▼	-13.1%	-148
Delinquency	275	▲	+23.9%	+53
Juvenile Miscellaneous	12	▼	-7.7%	-1
New to Workload Study	66	▲	+83.3%	+30
Other	261	▼	-7.1%	-20
Protective Orders	203	▲	-6.0%	-13
Support	548	▲	+7.2%	+37
Traffic	96	▼	-2.0%	-2
GRAND TOTAL	3,391	▼	-7.5%	-276

* Compared to same time period as previous year

** Case Type Categories are defined in the 2017 Virginia Judicial Workload Assessment

The data reported reflect the case management system. The case types reported may not necessitate judicial involvement.

2024 Overall GRAND TOTAL		Distribution of Caseload			Change*		Percentage (%) of Caseload		
1,211	+118 10.8%	Adult	609	50%	25.3% ▲	+123	Adult	44.5%	50.3%
2024		Juvenile	602	50%	-0.8% ▼	-5	Juvenile	55.5%	49.7%
2023		GRAND TOTAL	1,211	100%	10.8% ▲	+118	GRAND TOTAL	100%	100%

Dispositions by Division & Code

Division	Case Type Description	Code	Summary	Change	% Change	Absolute Change
Adult	Show Cause	SC	156	▲	+45.8%	+49
	Civil Support	VS	117	▲	+15.8%	+16
	Other	OT	85	▲	+21.4%	+15
	Misdemeanor	CM	82	▲	+18.8%	+13
	Felony	CF	56	▲	+75.0%	+24
	Family Abuse - Protective Order	FP	41	▲	+20.6%	+7
	Capias	CA	27	▼	+3.8%	+1
	Remand Support	RS	21	▲	+31.3%	+5
	Motion - Protective Order	MP	14	▲	+16.7%	+2
	Non-Family Abuse Protective Order	AP	5	▼	-61.5%	-8
	Violation of Protective Order	PV	4	↔		-
	Bond Forfeiture	BF	1	▲	-	+1
	Protective Order	PC	0	▼	-100.0%	-2
	Total		609	▲	25.3%	+123
Juvenile	Custody Visitation	CV	364	▼	-8.1%	-32
	Misdemeanor	DM	49	▲	+44.1%	+15
	Traffic	T	32	▼	-33.3%	-16
	Permanency Planning	PH	31	▲	+244.4%	+22
	Remand Custody	RC	18	▲	+12.5%	+2
	Remand Visitation	RV	18	▲	+100.0%	+9
	Foster Care Review	FC	14	▼	-17.6%	-3
	Felony	DF	13	▲	+44.4%	+4
	Abuse and Neglect	AN	11	▼	-38.9%	-7
	Child In Need of Services	CS	8	▼	-11.1%	-1
	Initial Foster Care	IF	8	▼	-20.0%	-2
	Non-Family Abuse Protective Order	AP	8	▼	-11.1%	-1
	Truancy	TR	7	▲	+75.0%	+3
	Voluntary Continuing Services and Support Agree	VA	6	▲	+200.0%	+4
	Temporary Detention Order	TD	5	↔		-
	Other	OT	4	▲	+100.0%	+2
	Show Cause	SC	3	▲	+200.0%	+2
	Paternity	PT	2	↔		-
	Relief of Custody	CR	1	↔		-
	Capias	CA	0	▼	-100.0%	-1
	Emergency Custody Order	EC	0	▼	-100.0%	-2
	Motion - Protective Order	MP	0	▼	-100.0%	-1
	Terminate Parental Rights	TP	0	▼	-100.0%	-2
	Total		602	▼	-0.8%	-5
GRAND TOTAL			1,211	▲	10.8%	+118

Dispositions by Major Case Category**

Category	Summary	Change	% Change	Absolute Change
Adult Criminal	279	▲	+35.4%	+73
Child Dependency	71	▲	+20.3%	+12
Child in Need of Services/Supervision	15	▲	+15.4%	+2
Custody and Visitation	366	▼	-8.0%	-32
Delinquency	65	▲	+44.4%	+20

* Compared to same time period as previous year
 ** Case Type Categories are defined in the 2017 Virginia Judicial Workload Assessment
 The data reported reflect the case management system. The case types reported may not necessitate judicial involvement.

CPSS - JCMS CASELOAD STATISTICS OF THE JUVENILE & DOMESTIC RELATIONS DISTRICT COURTS
 January 2024 thru December 2024 Dispositions (Compared to January 2023 thru December 2023)

Fluvanna




District: 16 FIPS: 065

Other	151	▲	+25.8%	+31
Protective Orders	68	▼	-1.4%	-1
Support	164	▼	+21.5%	+29
Traffic	32	▼	-33.3%	-16
GRAND TOTAL	1,211	▲	10.8%	+118

* Compared to same time period as previous year

** Case Type Categories are defined in the 2017 Virginia Judicial Workload Assessment

The data reported reflect the case management system. The case types reported may not necessitate judicial involvement.

2024 Overall GRAND TOTAL		Distribution of Caseload			Change*		Percentage (%) of Caseload			
753 -53 -6.6% 		Adult	300	40%	-10.4%	▼	-35	Adult	41.6%	39.8%
		Juvenile	453	60%	-3.8%	▼	-18	Juvenile	58.4%	60.2%
2024  2023 		GRAND TOTAL	753	100%	-6.6%	▼	-53	GRAND TOTAL	100%	100%

Dispositions by Division & Code

Division	Case Type Description	Code	Summary	Change	% Change	Absolute Change	
Adult	Misdemeanor	CM	84	▼	-18.4%	-19	
	Other	OT	63	▼	-3.1%	-2	
	Show Cause	SC	44	▲	-8.3%	-4	
	Civil Support	VS	42	▼	-10.6%	-5	
	Felony	CF	23	▲	+109.1%	+12	
	Family Abuse - Protective Order	FP	21	▲	+23.5%	+4	
	Capias	CA	18	▲	+5.9%	+1	
	Violation of Protective Order	PV	4	▼	-66.7%	-8	
	Remand Support	RS	1	▼	-85.7%	-6	
	Motion - Protective Order	MP	0	▼	-100.0%	-2	
	Violation Family Abuse Protective Order	PS	0	▼	-100.0%	-6	
	Total		300	▼	-10.4%	-35	
Juvenile	Custody Visitation	CV	189	▼	-9.6%	-20	
	Misdemeanor	DM	101	↔		-	
	Traffic	T	87	▲	+3.6%	+3	
	Felony	DF	23	▲	+155.6%	+14	
	Permanency Planning	PH	8	▲	+33.3%	+2	
	Abuse and Neglect	AN	6	▼	-33.3%	-3	
	Motion - Protective Order	MP	5	▲	-	+5	
	Capias	CA	4	▲	-	+4	
	Status	ST	4	↔		-	
	Emergency Custody Order	EC	3	▲	+200.0%	+2	
	Remand Custody	RC	3	▼	-75.0%	-9	
	Remand Visitation	RV	3	▼	-72.7%	-8	
	Voluntary Continuing Services and Support Agree	VA	3	▲	+200.0%	+2	
	Child In Need of Services	CS	2	▼	-75.0%	-6	
	Civil Violation	CI	2	▲	-	+2	
	Non-Family Abuse Protective Order	AP	2	▲	-	+2	
	Other	OT	2	▲	-	+2	
	Special Immigrant Juvenile Status	SI	2	▲	-	+2	
	Truancy	TR	2	▲	-	+2	
	Foster Care Review	FC	1	▼	-80.0%	-4	
	Initial Foster Care	IF	1	▼	-80.0%	-4	
	Child at Risk	RI	0	▼	-100.0%	-1	
	Family Abuse - Protective Order	FP	0	▼	-100.0%	-1	
	Paternity	PT	0	▼	-100.0%	-1	
	Show Cause	SC	0	▼	-100.0%	-1	
	Temporary Detention Order	TD	0	▼	-100.0%	-2	
		Total		453	▼	-3.8%	-18
	GRAND TOTAL			753	▼	-6.6%	-53

Dispositions by Major Case Category**

Category	Summary	Change	% Change	Absolute Change
Adult Criminal	156	▼	-16.1%	-30
Child Dependency	19	▼	-29.6%	-8
Child in Need of Services/Supervision	4	▲	-55.6%	-5
Custody and Visitation	190	▲	-9.5%	-20

* Compared to same time period as previous year
 ** Case Type Categories are defined in the 2017 Virginia Judicial Workload Assessment
 The data reported reflect the case management system. The case types reported may not necessitate judicial involvement.

CPSS - JCMS CASELOAD STATISTICS OF THE JUVENILE & DOMESTIC RELATIONS DISTRICT COURTS
 January 2024 thru December 2024 Dispositions (Compared to January 2023 thru December 2023)

Delinquency	127	▲	+15.5%	+17
Juvenile Miscellaneous	4	↔		0
New to Workload Study	4	▲	-	+4
Other	75	▲	-23.5%	-23
Protective Orders	28	▲	+40.0%	+8
Support	59	▲	+1.7%	+1
Traffic	87	▲	+3.6%	+3
GRAND TOTAL	753	▼	-6.6%	-53

* Compared to same time period as previous year

** Case Type Categories are defined in the 2017 Virginia Judicial Workload Assessment

The data reported reflect the case management system. The case types reported may not necessitate judicial involvement.

2024 Overall GRAND TOTAL		Distribution of Caseload		Change*		Percentage (%) of Caseload		
1,277	-46 -3.5%	Adult	620 49%	1.8% ▲	+11	Adult	2023 46.0%	2024 48.6%
2024		Juvenile	657 51%	-8.0% ▼	-57	Juvenile	54.0%	51.4%
2023		GRAND TOTAL	1,277 100%	-3.5% ▼	-46	GRAND TOTAL	100%	100%

Dispositions by Division & Code

Division	Case Type Description	Code	Summary	Change	% Change	Absolute Change
Adult	Show Cause	SC	149	▲	+40.6%	+43
	Civil Support	VS	116	▼	-1.7%	-2
	Misdemeanor	CM	116	▼	-5.7%	-7
	Other	OT	91	▲	+13.8%	+11
	Family Abuse - Protective Order	FP	66	▲	+17.9%	+10
	Capias	CA	29	▲	+16.0%	+4
	Felony	CF	23	▼	-11.5%	-3
	Motion - Protective Order	MP	13	▼	-27.8%	-5
	Violation of Protective Order	PV	10	▼	-80.8%	-42
	Non-Family Abuse Protective Order	AP	5	▲	+66.7%	+2
	Remand Support	RS	2	↔		-
	Total		620	▲	1.8%	+11
Juvenile	Custody Visitation	CV	395	▲	+7.3%	+27
	Traffic	T	49	▼	-12.5%	-7
	Misdemeanor	DM	37	▼	-45.6%	-31
	Foster Care Review	FC	23	▲	+35.3%	+6
	Abuse and Neglect	AN	18	↔		-
	Non-Family Abuse Protective Order	AP	17	▲	+183.3%	+11
	Permanency Planning	PH	17	▼	-50.0%	-17
	Child In Need of Services	CS	13	▲	+44.4%	+4
	Special Immigrant Juvenile Status	SI	10	▲	+100.0%	+5
	Entrustment	ET	9	▼	-57.1%	-12
	Felony	DF	9	▼	-30.8%	-4
	Initial Foster Care	IF	8	▼	-20.0%	-2
	Paternity	PT	8	▲	+60.0%	+3
	Show Cause	SC	7	▲	-	+7
	Motion - Protective Order	MP	6	▲	+200.0%	+4
	Status	ST	5	▲	-	+5
	Voluntary Continuing Services and Support Agreem	VA	5	▲	+66.7%	+2
	Other	OT	4	▲	+100.0%	+2
	Terminate Parental Rights	TP	4	▼	-91.5%	-43
	Truancy	TR	3	↔		-
	Remand Custody	RC	2	▼	-50.0%	-2
	Remand Visitation	RV	2	▼	-50.0%	-2
	Capias	CA	1	▲	-	+1
	Child at Risk	RI	1	▼	-87.5%	-7
	Emergency Custody Order	EC	1	▼	-66.7%	-2
	Family Abuse - Protective Order	FP	1	↔		-
	Relief of Custody	CR	1	▲	-	+1
	Temporary Detention Order	TD	1	▼	-75.0%	-3
	Civil Violation	CI	0	▼	-100.0%	-2
	Qualified Residential Treatment	QR	0	▼	-100.0%	-1
		Total		657	▼	-8.0%
GRAND TOTAL			1,277	▼	-3.5%	-46

* Compared to same time period as previous year

** Case Type Categories are defined in the 2017 Virginia Judicial Workload Assessment

The data reported reflect the case management system. The case types reported may not necessitate judicial involvement.

Dispositions by Major Case Category**

Category	Summary	Change	% Change	Absolute Change
Adult Criminal	267	▼	-11.0%	-33
Child Dependency	86	▲	-45.9%	-73
Child in Need of Services/Supervision	16	▲	+33.3%	+4
Custody and Visitation	403	▲	+8.0%	+30
Delinquency	54	▲	-33.3%	-27
Juvenile Miscellaneous	5	▲	-	+5
New to Workload Study	10	↔	+42.9%	+3
Other	103	▲	+4.0%	+4
Protective Orders	108	▲	+25.6%	+22
Support	176	▲	+17.3%	+26
Traffic	49	▼	-12.5%	-7
GRAND TOTAL	1,277	▼	-3.5%	-46

* Compared to same time period as previous year

** Case Type Categories are defined in the 2017 Virginia Judicial Workload Assessment

The data reported reflect the case management system. The case types reported may not necessitate judicial involvement.

2024 Overall GRAND TOTAL		Distribution of Caseload			Change*		Percentage (%) of Caseload		
2,257 	+21 0.9% 	Adult	1,221	54%	5.3% ▲	+61	Adult	51.9%	54.1%
		Juvenile	1,036	46%	-3.7% ▼	-40	Juvenile	48.1%	45.9%
GRAND TOTAL		2,257	100%	0.9% ▲	+21	GRAND TOTAL	100%	100%	

Dispositions by Division & Code

Division	Case Type Description	Code	Summary	Change	% Change	Absolute Change	
Adult	Misdemeanor	CM	280	▲	+23.9%	+54	
	Other	OT	269	▼	+9.8%	+24	
	Show Cause	SC	195	▲	+10.2%	+18	
	Civil Support	VS	167	▼	-4.0%	-7	
	Felony	CF	108	▼	-27.5%	-41	
	Family Abuse - Protective Order	FP	73	▲	+19.7%	+12	
	Capias	CA	65	▼	-	-	
	Violation of Protective Order	PV	30	▲	+36.4%	+8	
	Motion - Protective Order	MP	15	▲	+15.4%	+2	
	Remand Support	RS	10	▼	-16.7%	-2	
	Non-Family Abuse Protective Order	AP	4	▼	-69.2%	-9	
	Restricted License for Non-Support	SL	4	▲	-	+4	
	Bond Forfeiture	BF	1	▼	-50.0%	-1	
	Criminal Support	CS	0	▼	-100.0%	-1	
Total			1,221	▲	5.3%	+61	
Juvenile	Custody Visitation	CV	665	▼	-11.6%	-87	
	Traffic	T	97	▲	+83.0%	+44	
	Misdemeanor	DM	69	▲	+4.5%	+3	
	Permanency Planning	PH	23	▲	+76.9%	+10	
	Remand Custody	RC	19	▲	+18.8%	+3	
	Remand Visitation	RV	19	▲	+18.8%	+3	
	Paternity	PT	18	▲	+100.0%	+9	
	Felony	DF	17	▼	-22.7%	-5	
	Child In Need of Services	CS	15	▲	+66.7%	+6	
	Abuse and Neglect	AN	10	▼	-52.4%	-11	
	Civil Violation	CI	10	▼	-9.1%	-1	
	Foster Care Review	FC	10	▼	-16.7%	-2	
	Motion - Protective Order	MP	10	▼	-23.1%	-3	
	Temporary Detention Order	TD	9	▲	+50.0%	+3	
	Truancy	TR	8	▼	-46.7%	-7	
	Initial Foster Care	IF	5	▼	-58.3%	-7	
	Non-Family Abuse Protective Order	AP	5	▼	-37.5%	-3	
	Terminate Parental Rights	TP	5	↔	-	-	
	Capias	CA	4	▲	+300.0%	+3	
	Show Cause	SC	4	▲	+100.0%	+2	
	Voluntary Continuing Services and Support Agree	VA	4	↔	-	-	
	Emergency Custody Order	EC	3	▲	-	+3	
	Entrustment	ET	3	▲	-	+3	
	Other	OT	3	↔	-	-	
	Status	ST	1	▼	-75.0%	-3	
	Family Abuse - Protective Order	FP	0	▼	-100.0%	-2	
	Relief of Custody	CR	0	▼	-100.0%	-1	
	Total			1,036	▼	-3.7%	-40
	GRAND TOTAL			2,257	▲	0.9%	+21

* Compared to same time period as previous year

** Case Type Categories are defined in the 2017 Virginia Judicial Workload Assessment

The data reported reflect the case management system. The case types reported may not necessitate judicial involvement.

Dispositions by Major Case Category**

Category	Summary	Change	% Change	Absolute Change
Adult Criminal	568	▼	+3.1%	+17
Child Dependency	60	▲	-11.8%	-8
Child in Need of Services/Supervision	23	▲	-4.2%	-1
Custody and Visitation	683	▲	-10.2%	-78
Delinquency	94	▲	+3.3%	+3
Juvenile Miscellaneous	1	▼	-75.0%	-3
New to Workload Study	10	▼	-9.1%	-1
Other	332	▲	+11.4%	+34
Protective Orders	107	▼	-2.7%	-3
Support	282	▲	+6.4%	+17
Traffic	97	▲	+83.0%	+44
GRAND TOTAL	2,257	▲	0.9%	+21

* Compared to same time period as previous year

** Case Type Categories are defined in the 2017 Virginia Judicial Workload Assessment

The data reported reflect the case management system. The case types reported may not necessitate judicial involvement.

2024 Overall GRAND TOTAL		Distribution of Caseload		Change*		Percentage (%) of Caseload		
787 +99 14.4% 	Adult	335	43%	0.9% ▲	+3	Adult	2023	2024
	Juvenile	452	57%	27.0% ▲	+96	Juvenile	48.3%	42.6%
	GRAND TOTAL	787	100%	14.4% ▲	+99	GRAND TOTAL	100%	100%

Dispositions by Division & Code

Division	Case Type Description	Code	Summary	Change	% Change	Absolute Change
Adult	Show Cause	SC	94	▲	+8.0%	+7
	Civil Support	VS	68	▲	+13.3%	+8
	Misdemeanor	CM	61	▲	+15.1%	+8
	Other	OT	34	▼	-30.6%	-15
	Family Abuse - Protective Order	FP	26	▼	-13.3%	-4
	Felony	CF	23	▲	+43.8%	+7
	Capias	CA	15	▲	-	-
	Motion - Protective Order	MP	6	▼	-25.0%	-2
	Non-Family Abuse Protective Order	AP	4	▼	-55.6%	-5
	Violation of Protective Order	PV	4	▼	-20.0%	-1
	Total		335	▲	0.9%	+3
Juvenile	Custody Visitation	CV	253	▲	+10.0%	+23
	Misdemeanor	DM	39	▲	+62.5%	+15
	Initial Foster Care	IF	29	▲	+222.2%	+20
	Abuse and Neglect	AN	23	▲	+27.8%	+5
	Permanency Planning	PH	23	▲	+53.3%	+8
	Terminate Parental Rights	TP	13	▲	+550.0%	+11
	Traffic	T	12	▼	-14.3%	-2
	Foster Care Review	FC	11	▲	+22.2%	+2
	Felony	DF	9	▲	+50.0%	+3
	Child In Need of Services	CS	8	▲	+700.0%	+7
	Paternity	PT	8	▲	+100.0%	+4
	Civil Violation	CI	7	▲	-	+7
	Entrustment	ET	5	▲	-	+5
	Motion - Protective Order	MP	4	▲	+100.0%	+2
	Status	ST	3	▼	-66.7%	-6
	Non-Family Abuse Protective Order	AP	2	▼	-71.4%	-5
	Family Abuse - Protective Order	FP	1	▲	-	+1
	Mental Commitment	MC	1	▲	-	+1
	Relief of Custody	CR	1	▲	-	+1
	Emancipation	EP	0	▼	-100.0%	-1
Show Cause	SC	0	▼	-100.0%	-2	
Truancy	TR	0	▼	-100.0%	-1	
Voluntary Continuing Services and Support Agreen	VA	0	▼	-100.0%	-2	
	Total		452	▲	27.0%	+96
GRAND TOTAL			787	▲	14.4%	+99

Dispositions by Major Case Category**

Category	Summary	Change	% Change	Absolute Change
Adult Criminal	135	▼	-11.2%	-17
Child Dependency	105	▲	+90.9%	+50
Child in Need of Services/Supervision	8	▲	+100.0%	+4
Custody and Visitation	261	▲	+11.5%	+27
Delinquency	48	▲	+60.0%	+18
Juvenile Miscellaneous	3	▼	-70.0%	-7
New to Workload Study	7	▲	-	+7

* Compared to same time period as previous year

** Case Type Categories are defined in the 2017 Virginia Judicial Workload Assessment

The data reported reflect the case management system. The case types reported may not necessitate judicial involvement.

CPSS - JCMS CASELOAD STATISTICS OF THE JUVENILE & DOMESTIC RELATIONS DISTRICT COURTS
 January 2024 thru December 2024 Dispositions (Compared to January 2023 thru December 2023)

Madison

District: 16 FIPS: 113

Other	35	▲	-28.6%	-14
Protective Orders	43	▲	-23.2%	-13
Support	130	▲	+54.8%	+46
Traffic	12	▼	-14.3%	-2
GRAND TOTAL	787	▲	14.4%	+99

* Compared to same time period as previous year

** Case Type Categories are defined in the 2017 Virginia Judicial Workload Assessment

The data reported reflect the case management system. The case types reported may not necessitate judicial involvement.

2024 Overall GRAND TOTAL		Distribution of Caseload			Change*		Percentage (%) of Caseload		
2,260	-105 -4.4%	Adult	1,198	53%	2.3% ▲	+27	Adult	49.5%	53.0%
2024		Juvenile	1,062	47%	-11.1% ▼	-132	Juvenile	50.5%	47.0%
2023		GRAND TOTAL	2,260	100%	-4.4% ▼	-105	GRAND TOTAL	100%	100%

Dispositions by Division & Code

Division	Case Type Description	Code	Summary	Change	% Change	Absolute Change	
Adult	Show Cause	SC	294	▲	+9.7%	+26	
	Civil Support	VS	259	▲	+5.7%	+14	
	Misdemeanor	CM	206	▼	-1.9%	-4	
	Other	OT	148	▼	-25.6%	-51	
	Family Abuse - Protective Order	FP	104	▲	+26.8%	+22	
	Felony	CF	71	▲	+69.0%	+29	
	Capias	CA	69	▲	-10.4%	-8	
	Motion - Protective Order	MP	16	▲	+33.3%	+4	
	Non-Family Abuse Protective Order	AP	12	▼	-7.7%	-1	
	Remand Support	RS	9	▼	-30.8%	-4	
	Violation of Protective Order	PV	8	▲	+60.0%	+3	
	Bond Forfeiture	BF	1	▼	-50.0%	-1	
	Restricted License for Non-Support	SL	1	▼	-50.0%	-1	
	Protective Order	PC	0	▼	-100.0%	-1	
	Total		1,198	▲	2.3%	+27	
Juvenile	Custody Visitation	CV	685	▼	-13.4%	-106	
	Misdemeanor	DM	75	▲	+19.0%	+12	
	Felony	DF	40	▼	-13.0%	-6	
	Child In Need of Services	CS	31	▲	+3.3%	+1	
	Permanency Planning	PH	30	▼	-31.8%	-14	
	Traffic	T	27	▲	+8.0%	+2	
	Status	ST	24	▲	+14.3%	+3	
	Foster Care Review	FC	22	▲	+46.7%	+7	
	Voluntary Continuing Services and Support Agreem	VA	17	▲	+88.9%	+8	
	Terminate Parental Rights	TP	14	▲	+75.0%	+6	
	Civil Violation	CI	11	▲	+37.5%	+3	
	Remand Visitation	RV	11	▼	-35.3%	-6	
	Truancy	TR	11	▼	-31.3%	-5	
	Paternity	PT	10	▼	-16.7%	-2	
	Remand Custody	RC	10	▼	-41.2%	-7	
	Abuse and Neglect	AN	9	▼	-50.0%	-9	
	Initial Foster Care	IF	9	▼	-25.0%	-3	
	Other	OT	7	▲	+75.0%	+3	
	Temporary Detention Order	TD	6	▼	-62.5%	-10	
	Non-Family Abuse Protective Order	AP	4	▼	-63.6%	-7	
	Emergency Custody Order	EC	2	▲	+100.0%	+1	
	Motion - Protective Order	MP	2	▼	-33.3%	-1	
	Special Immigrant Juvenile Status	SI	2	▲	-	+2	
	Capias	CA	1	▲	-	+1	
	Emancipation	EP	1	▲	-	+1	
	Family Abuse - Protective Order	FP	1	↔	-	-	
	Qualified Residential Treatment	QR	0	▼	-100.0%	-6	
		Total		1,062	▼	-11.1%	-132
	GRAND TOTAL			2,260	▼	-4.4%	-105

* Compared to same time period as previous year

** Case Type Categories are defined in the 2017 Virginia Judicial Workload Assessment

The data reported reflect the case management system. The case types reported may not necessitate judicial involvement.

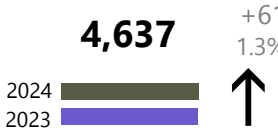
Dispositions by Major Case Category**

Category	Summary	Change	% Change	Absolute Change
Adult Criminal	548	▼	+7.0%	+36
Child Dependency	101	▲	-9.8%	-11
Child in Need of Services/Supervision	42	▼	-8.7%	-4
Custody and Visitation	695	▼	-13.4%	-108
Delinquency	116	▲	+6.4%	+7
Juvenile Miscellaneous	25	▲	+19.0%	+4
New to Workload Study	13	▲	+62.5%	+5
Other	193	▼	-27.7%	-74
Protective Orders	139	▼	+13.9%	+17
Support	361	▼	+6.2%	+21
Traffic	27	▲	+8.0%	+2
GRAND TOTAL	2,260	▼	-4.4%	-105

* Compared to same time period as previous year

** Case Type Categories are defined in the 2017 Virginia Judicial Workload Assessment

The data reported reflect the case management system. The case types reported may not necessitate judicial involvement.

2024 Overall GRAND TOTAL		Distribution of Caseload			Change*		Percentage (%) of Caseload		
4,637 	+61	Adult	2,182	47%	4.0% ▲	+84	Adult	45.8%	47.1%
	1.3%	Juvenile	2,455	53%	-0.9% ▼	-23	Juvenile	54.2%	52.9%
		GRAND TOTAL	4,637	100%	1.3% ▲	+61	GRAND TOTAL	100%	100%

Dispositions by Division & Code

Division	Case Type Description	Code	Summary	Change	% Change	Absolute Change	
Adult	Misdemeanor	CM	532	▲	+10.6%	+51	
	Civil Support	VS	401	▼	-5.4%	-23	
	Show Cause	SC	337	▲	+23.0%	+63	
	Other	OT	305	▼	-9.8%	-33	
	Felony	CF	225	▲	+23.0%	+42	
	Capias	CA	200	▲	-2.9%	-6	
	Family Abuse - Protective Order	FP	146	▼	-14.6%	-25	
	Motion - Protective Order	MP	22	▲	+340.0%	+17	
	Non-Family Abuse Protective Order	AP	9	▼	-10.0%	-1	
	Violation of Protective Order	PV	3	▲	-	+3	
	Protective Order	PC	1	▲	-	+1	
	Restricted License for Non-Support	SL	1	▼	-66.7%	-2	
	Emergency Custody Order	EC	0	▼	-100.0%	-1	
	Violation Family Abuse Protective Order	PS	0	▼	-100.0%	-2	
Total			2,182	▲	4.0%	+84	
Juvenile	Custody Visitation	CV	831	▼	-5.4%	-47	
	Misdemeanor	DM	340	▲	+10.4%	+32	
	Felony	DF	247	▲	+96.0%	+121	
	Civil Violation	CI	221	▲	+20.8%	+38	
	Status	ST	128	▼	-64.2%	-230	
	Abuse and Neglect	AN	93	▼	-35.0%	-50	
	Show Cause	SC	92	▼	+1.1%	+1	
	Traffic	T	76	▼	-11.6%	-10	
	Truancy	TR	65	▲	+51.2%	+22	
	Child In Need of Services	CS	54	▲	+12.5%	+6	
	Special Immigrant Juvenile Status	SI	54	▲	+1,700.0%	+51	
	Permanency Planning	PH	47	▲	+30.6%	+11	
	Non-Family Abuse Protective Order	AP	45	▲	+104.5%	+23	
	Paternity	PT	43	▲	+38.7%	+12	
	Foster Care Review	FC	36	▼	-7.7%	-3	
	Initial Foster Care	IF	28	▲	+16.7%	+4	
	Terminate Parental Rights	TP	18	▲	+125.0%	+10	
	Capias	CA	13	▼	-35.0%	-7	
	Voluntary Continuing Services and Support Agreen	VA	7	▲	+133.3%	+4	
	Entrustment	ET	6	▲	+200.0%	+4	
	Motion - Protective Order	MP	3	▼	-40.0%	-2	
	Temporary Detention Order	TD	2	▼	-86.7%	-13	
	Emancipation	EP	1	▲	-	+1	
	Emergency Custody Order	EC	1	▼	-66.7%	-2	
	Family Abuse - Protective Order	FP	1	▲	-	+1	
	Mental Commitment	MC	1	▲	-	+1	
	Relief of Custody	CR	1	▲	-	+1	
	Remand Custody	RC	1	▲	-	+1	
	Other	OT	0	▼	-100.0%	-2	
	Qualified Residential Treatment	QR	0	▼	-100.0%	-1	
	Total			2,455	▼	-0.9%	-23
	GRAND TOTAL			4,637	▲	1.3%	+61

* Compared to same time period as previous year

** Case Type Categories are defined in the 2017 Virginia Judicial Workload Assessment

The data reported reflect the case management system. The case types reported may not necessitate judicial involvement.

Dispositions by Major Case Category**

Category	Summary	Change	% Change	Absolute Change
Adult Criminal	1,141	▲	+10.8%	+111
Child Dependency	236	▲	-7.8%	-20
Child in Need of Services/Supervision	130	▲	+19.3%	+21
Custody and Visitation	874	▲	-3.9%	-35
Delinquency	681	▲	+29.2%	+154
Juvenile Miscellaneous	129	▲	-64.0%	-229
New to Workload Study	275	▲	+47.8%	+89
Other	310	▲	-13.6%	-49
Protective Orders	226	▲	+6.1%	+13
Support	559	▲	+2.9%	+16
Traffic	76	▼	-11.6%	-10
GRAND TOTAL	4,637	▲	1.3%	+61

* Compared to same time period as previous year

** Case Type Categories are defined in the 2017 Virginia Judicial Workload Assessment

The data reported reflect the case management system. The case types reported may not necessitate judicial involvement.

2024 Overall GRAND TOTAL		Distribution of Caseload		Change*		Percentage (%) of Caseload			
126	-11 -8.0%	Adult	61	48%	-1.6%	-1	Adult	45.3%	48.4%
2024		Juvenile	65	52%	-13.3%	-10	Juvenile	54.7%	51.6%
2023		GRAND TOTAL	126	100%	-8.0%	-11	GRAND TOTAL	100%	100%


Dispositions by Division & Code

Division	Case Type Description	Code	Summary	Change	% Change	Absolute Change
Adult	Misdemeanor	CM	14	↔		-
	Other	OT	14	▲	+55.6%	+5
	Felony	CF	11	▲	+37.5%	+3
	Family Abuse - Protective Order	FP	7	▲	-	+7
	Civil Support	VS	5	▼	-64.3%	-9
	Capias	CA	4	▼	-33.3%	-2
	Show Cause	SC	4	▲	-63.6%	-7
	Motion - Protective Order	MP	2	▲	-	+2
	Total			61	▼	-1.6%
Juvenile	Misdemeanor	DM	14	▼	-22.2%	-4
	Traffic	T	11	▼	-15.4%	-2
	Abuse and Neglect	AN	10	▲	+400.0%	+8
	Custody Visitation	CV	9	▼	-47.1%	-8
	Status	ST	9	▼	-25.0%	-3
	Felony	DF	6	▲	+50.0%	+2
	Child In Need of Services	CS	1	↔		-
	Foster Care Review	FC	1	▲	-	+1
	Paternity	PT	1	▲	-	+1
	Special Immigrant Juvenile Status	SI	1	▼	-66.7%	-2
	Truancy	TR	1	↔		-
	Voluntary Continuing Services and Support Agree	VA	1	▲	-	+1
	Non-Family Abuse Protective Order	AP	0	▼	-100.0%	-3
	Permanency Planning	PH	0	▼	-100.0%	-1
	Total			65	▼	-13.3%
GRAND TOTAL			126	▼	-8.0%	-11

Dispositions by Major Case Category**

Category	Summary	Change	% Change	Absolute Change	
Adult Criminal	32	▼	-17.9%	-7	
Child Dependency	12	▲	+300.0%	+9	
Child in Need of Services/Supervision	2	↔		0	
Custody and Visitation	10	▲	-41.2%	-7	
Delinquency	20	▲	-9.1%	-2	
Juvenile Miscellaneous	9	▼	-25.0%	-3	
New to Workload Study	1	▼	-66.7%	-2	
Other	14	▲	+55.6%	+5	
Protective Orders	9	▲	+200.0%	+6	
Support	6	▲	-57.1%	-8	
Traffic	11	▼	-15.4%	-2	
GRAND TOTAL		126	▼	-8.0%	-11

* Compared to same time period as previous year
 ** Case Type Categories are defined in the 2017 Virginia Judicial Workload Assessment
 The data reported reflect the case management system. The case types reported may not necessitate judicial involvement.

2024 Overall GRAND TOTAL		Distribution of Caseload			Change*		Percentage (%) of Caseload		
4,164 	-345 -7.7%	Adult	2,139	51%	-5.2% ▼	-118	Adult	50.1%	51.4%
		Juvenile	2,025	49%	-10.1% ▼	-227	Juvenile	49.9%	48.6%
		GRAND TOTAL	4,164	100%	-7.7% ▼	-345	GRAND TOTAL	100%	100%

Dispositions by Division & Code

Division	Case Type Description	Code	Summary	Change	% Change	Absolute Change
Adult	Misdemeanor	CM	546	▼	-8.7%	-52
	Other	OT	509	▼	-17.0%	-104
	Civil Support	VS	413	▲	+5.6%	+22
	Family Abuse - Protective Order	FP	179	▲	+16.2%	+25
	Felony	CF	158	▼	-1.9%	-3
	Show Cause	SC	134	▲	-	-
	Capias	CA	124	▲	+2.5%	+3
	Protective Order	PC	24	▼	-44.2%	-19
	Bond Forfeiture	BF	17	▲	-	+17
	Motion - Protective Order	MP	15	▲	+15.4%	+2
	Non-Family Abuse Protective Order	AP	8	▼	-20.0%	-2
	Violation of Protective Order	PV	8	▼	-42.9%	-6
	Remand Support	RS	2	↔	-	-
	Restricted License for Non-Support	SL	2	▼	-33.3%	-1
	Total		2,139	▼	-5.2%	-118
Juvenile	Custody Visitation	CV	974	▼	-15.4%	-177
	Misdemeanor	DM	280	▲	+5.3%	+14
	Status	ST	168	▼	-28.8%	-68
	Felony	DF	133	▼	-7.6%	-11
	Traffic	T	54	▼	-5.3%	-3
	Permanency Planning	PH	48	▲	+11.6%	+5
	Motion - Protective Order	MP	44	▲	+91.3%	+21
	Paternity	PT	42	▲	+35.5%	+11
	Foster Care Review	FC	40	▼	-31.0%	-18
	Other	OT	37	▲	+60.9%	+14
	Truancy	TR	27	▲	+8.0%	+2
	Non-Family Abuse Protective Order	AP	25	▲	+25.0%	+5
	Special Immigrant Juvenile Status	SI	23	▲	+155.6%	+14
	Abuse and Neglect	AN	22	▼	-61.4%	-35
	Initial Foster Care	IF	17	▼	-29.2%	-7
	Temporary Detention Order	TD	17	▼	-5.6%	-1
	Terminate Parental Rights	TP	17	▲	+70.0%	+7
	Show Cause	SC	11	▲	+83.3%	+5
	Civil Violation	CI	10	▼	-9.1%	-1
	Voluntary Continuing Services and Support Agreem	VA	10	▲	+100.0%	+5
	Emergency Custody Order	EC	9	▼	-43.8%	-7
	Child In Need of Services	CS	4	▲	+100.0%	+2
	Relief of Custody	CR	4	▲	+100.0%	+2
	Entrustment	ET	2	▼	-33.3%	-1
	Family Abuse - Protective Order	FP	2	▲	-	+2
	Mental Commitment	MC	2	▲	-	+2
	Protective Order	PC	2	↔	-	-
	Emancipation	EP	1	↔	-	-
	Capias	CA	0	▼	-100.0%	-1
	Juvenile Support	JS	0	▼	-100.0%	-1
	Qualified Residential Treatment	QR	0	▼	-100.0%	-3
	Remand Custody	RC	0	▼	-100.0%	-2
	Remand Visitation	RV	0	▼	-100.0%	-2
		Total		2,025	▼	-10.1%
	GRAND TOTAL		4,164	▼	-7.7%	-345

* Compared to same time period as previous year

** Case Type Categories are defined in the 2017 Virginia Judicial Workload Assessment

The data reported reflect the case management system. The case types reported may not necessitate judicial involvement.




Dispositions by Major Case Category**

Category	Summary	Change	% Change	Absolute Change
Adult Criminal	955	▲	-4.1%	-41
Child Dependency	160	▲	-22.0%	-45
Child in Need of Services/Supervision	31	▲	+6.9%	+2
Custody and Visitation	1,016	▲	-14.0%	-166
Delinquency	426	▲	+2.2%	+9
Juvenile Miscellaneous	169	▼	-28.7%	-68
New to Workload Study	33	▲	+65.0%	+13
Other	576	▲	-14.8%	-100
Protective Orders	273	▲	+24.1%	+53
Support	471	▼	+0.2%	+1
Traffic	54	▼	-5.3%	-3
GRAND TOTAL	4,164	▼	-7.7%	-345

* Compared to same time period as previous year

** Case Type Categories are defined in the 2017 Virginia Judicial Workload Assessment

The data reported reflect the case management system. The case types reported may not necessitate judicial involvement.

2024 Overall GRAND TOTAL		Distribution of Caseload			Change*		Percentage (%) of Caseload		
25,273	-1,582 -5.9%	Adult	11,922	47%	-11.1% ▼	-1,488	Adult	49.9%	47.2%
2024 		Juvenile	13,351	53%	-0.7% ▼	-94	Juvenile	50.1%	52.8%
2023 		GRAND TOTAL	25,273	100%	-5.9% ▼	-1,582	GRAND TOTAL	100%	100%

Dispositions by Division & Code

Division	Case Type Description	Code	Summary	Change	% Change	Absolute Change	
Adult	Misdemeanor	CM	3,105	▼	-3.8%	-121	
	Civil Support	VS	2,232	▼	-14.4%	-374	
	Other	OT	2,128	▼	-31.1%	-960	
	Show Cause	SC	1,279	▼	-3.2%	-42	
	Felony	CF	1,221	▲	+17.1%	+178	
	Family Abuse - Protective Order	FP	1,130	▲	+4.6%	+50	
	Capias	CA	639	▼	-23.1%	-192	
	Protective Order	PC	60	▲	+15.4%	+8	
	Remand Support	RS	55	▼	-15.4%	-10	
	Non-Family Abuse Protective Order	AP	46	▼	-4.2%	-2	
	Violation of Protective Order	PV	15	▼	-31.8%	-7	
	Violation Family Abuse Protective Order	PS	6	▲	+50.0%	+2	
	Motion - Protective Order	MP	3	▼	-25.0%	-1	
	Bond Forfeiture	BF	1	▼	-95.0%	-19	
	Criminal Support	CS	1	▲	-	+1	
Restricted License for Non-Support	SL	1	▲	-	+1		
	Total		11,922	▼	-11.1%	-1,488	
Juvenile	Custody Visitation	CV	5,598	▼	-6.6%	-397	
	Status	ST	1,792	▼	-14.5%	-304	
	Misdemeanor	DM	1,601	▲	+7.7%	+115	
	Traffic	T	1,146	▲	+9.7%	+101	
	Felony	DF	868	▲	+27.1%	+185	
	Special Immigrant Juvenile Status	SI	479	▲	+78.7%	+211	
	Temporary Detention Order	TD	262	▲	+19.1%	+42	
	Paternity	PT	256	▲	+5.3%	+13	
	Abuse and Neglect	AN	196	▼	-8.8%	-19	
	Show Cause	SC	176	▼	+0.6%	+1	
	Capias	CA	154	▲	+2.7%	+4	
	Permanency Planning	PH	152	▲	+7.0%	+10	
	Foster Care Review	FC	136	▲	+7.1%	+9	
	Initial Foster Care	IF	90	▲	+11.1%	+9	
	Remand Custody	RC	70	▲	+25.0%	+14	
	Remand Visitation	RV	69	▲	+25.5%	+14	
	Non-Family Abuse Protective Order	AP	62	▼	-25.3%	-21	
	Civil Violation	CI	60	▼	-13.0%	-9	
	Terminate Parental Rights	TP	47	▼	-23.0%	-14	
	Truancy	TR	43	▼	-28.3%	-17	
	Emergency Custody Order	EC	27	▼	-15.6%	-5	
	Voluntary Continuing Services and Support Agreem	VA	26	▲	+4.0%	+1	
	Other	OT	11	▲	+57.1%	+4	
	Child In Need of Services	CS	10	▼	-33.3%	-5	
	Family Abuse - Protective Order	FP	6	▼	-66.7%	-12	
	Motion - Protective Order	MP	4	▼	-60.0%	-6	
	Emancipation	EP	3	▼	-57.1%	-4	
	Violation Family Abuse Protective Order	PS	3	▲	-	+3	
	Protective Order	PC	2	▼	-84.6%	-11	
	Entrustment	ET	1	▼	-66.7%	-2	
	Relief of Custody	CR	1	↔	-	-	
	Child at Risk	RI	0	▼	-100.0%	-1	
	Qualified Residential Treatment	QR	0	▼	-100.0%	-3	
		Total		13,351	▼	-0.7%	-94

* Compared to same time period as previous year

** Case Type Categories are defined in the 2017 Virginia Judicial Workload Assessment

The data reported reflect the case management system. The case types reported may not necessitate judicial involvement.

	Summary	Change	% Change	Absolute Change
GRAND TOTAL	25,273	▼	-5.9%	-1,582

Dispositions by Major Case Category**

Category	Summary	Change	% Change	Absolute Change
Adult Criminal	5,561	▼	-3.4%	-195
Child Dependency	649	▼	-1.5%	-10
Child in Need of Services/Supervision	61	▼	-27.4%	-23
Custody and Visitation	5,868	▼	-6.1%	-384
Delinquency	2,782	▲	+12.0%	+298
Juvenile Miscellaneous	1,795	▼	-14.6%	-308
New to Workload Study	539	▲	+59.9%	+202
Other	2,622	▲	-25.6%	-901
Protective Orders	1,251	▼	+0.6%	+8
Support	2,999	▲	-11.0%	-370
Traffic	1,146	▲	+9.7%	+101
GRAND TOTAL	25,273	▼	-5.9%	-1,582

* Compared to same time period as previous year

** Case Type Categories are defined in the 2017 Virginia Judicial Workload Assessment

The data reported reflect the case management system. The case types reported may not necessitate judicial involvement.

2024 Overall GRAND TOTAL		Distribution of Caseload		Change*		Percentage (%) of Caseload			
2,723	+211 8.4%	Adult	1,157	42%	-5.6% ▼	-69	Adult	48.8%	42.5%
2024		Juvenile	1,566	58%	21.8% ▲	+280	Juvenile	51.2%	57.5%
2023		GRAND TOTAL	2,723	100%	8.4% ▲	+211	GRAND TOTAL	100%	100%

Dispositions by Division & Code

Division	Case Type Description	Code	Summary	Change	% Change	Absolute Change
Adult	Civil Support	VS	268	▼	-7.3%	-21
	Misdemeanor	CM	228	▼	-20.3%	-58
	Show Cause	SC	215	▲	+14.4%	+27
	Other	OT	116	▼	-19.4%	-28
	Family Abuse - Protective Order	FP	100	▼	-9.1%	-10
	Felony	CF	88	▲	+3.5%	+3
	Capias	CA	65	▼	-3.0%	-2
	Motion - Protective Order	MP	35	▲	+6.1%	+2
	Remand Support	RS	28	▲	+133.3%	+16
	Violation of Protective Order	PV	9	▲	+350.0%	+7
	Non-Family Abuse Protective Order	AP	3	▼	-66.7%	-6
	Protective Order	PC	1	▲	-	+1
	Restricted License for Non-Support	SL	1	▲	-	+1
	Criminal Support	CS	0	▼	-100.0%	-1
	Total		1,157	▼	-5.6%	-69
Juvenile	Custody Visitation	CV	902	▲	+19.3%	+146
	Misdemeanor	DM	164	▲	+27.1%	+35
	Traffic	T	130	▲	+0.8%	+1
	Abuse and Neglect	AN	57	▲	+159.1%	+35
	Felony	DF	45	▼	-11.8%	-6
	Remand Custody	RC	34	▲	+78.9%	+15
	Motion - Protective Order	MP	33	▲	+200.0%	+22
	Remand Visitation	RV	33	▲	+65.0%	+13
	Foster Care Review	FC	31	▲	+55.0%	+11
	Initial Foster Care	IF	20	▲	+66.7%	+8
	Terminate Parental Rights	TP	20	▲	+25.0%	+4
	Permanency Planning	PH	15	▼	-34.8%	-8
	Child In Need of Services	CS	13	▲	+30.0%	+3
	Other	OT	8	▲	+166.7%	+5
	Status	ST	8	▼	-33.3%	-4
	Truancy	TR	8	▼	-11.1%	-1
	Entrustment	ET	6	↔	-	-
	Non-Family Abuse Protective Order	AP	6	▼	-14.3%	-1
	Voluntary Continuing Services and Support Agreen	VA	6	▲	+500.0%	+5
	Civil Violation	CI	5	▼	-50.0%	-5
	Paternity	PT	5	↔	-	-
	Child at Risk	RI	4	▲	-	+4
	Relief of Custody	CR	4	▲	+300.0%	+3
	Family Abuse - Protective Order	FP	3	▲	-	+3
	Temporary Detention Order	TD	3	▼	-50.0%	-3
	Emergency Custody Order	EC	1	▼	-50.0%	-1
	Show Cause	SC	1	↔	-	-
	Violation of Protective Order	PV	1	▲	-	+1
	Capias	CA	0	▼	-100.0%	-1
	Emancipation	EP	0	▼	-100.0%	-1
	Juvenile Support	JS	0	▼	-100.0%	-1
	Mental Commitment	MC	0	▼	-100.0%	-1
	Qualified Residential Treatment	QR	0	▼	-100.0%	-1
		Total		1,566	▲	21.8%
	GRAND TOTAL		2,723	▲	8.4%	+211

* Compared to same time period as previous year

** Case Type Categories are defined in the 2017 Virginia Judicial Workload Assessment

The data reported reflect the case management system. The case types reported may not necessitate judicial involvement.

Dispositions by Major Case Category**

Category	Summary	Change	% Change	Absolute Change
Adult Criminal	522	▲	-6.1%	-34
Child Dependency	163	▲	+59.8%	+61
Child in Need of Services/Supervision	21	▲	+10.5%	+2
Custody and Visitation	907	▲	+19.2%	+146
Delinquency	211	▲	+15.9%	+29
Juvenile Miscellaneous	8	▼	-38.5%	-5
New to Workload Study	5	▼	-50.0%	-5
Other	223	▲	+7.7%	+16
Protective Orders	180	▲	+5.9%	+10
Support	353	▲	-2.8%	-10
Traffic	130	▲	+0.8%	+1
GRAND TOTAL	2,723	▲	8.4%	+211

* Compared to same time period as previous year

** Case Type Categories are defined in the 2017 Virginia Judicial Workload Assessment

The data reported reflect the case management system. The case types reported may not necessitate judicial involvement.

2024 Overall GRAND TOTAL		Distribution of Caseload		Change*		Percentage (%) of Caseload			
7,184 	+363 5.3%	Adult	3,372	47%	-3.4% ▼	-120	Adult	51.2%	46.9%
		Juvenile	3,812	53%	14.5% ▲	+483	Juvenile	48.8%	53.1%
		GRAND TOTAL	7,184	100%	5.3% ▲	+363	GRAND TOTAL	100%	100%

Dispositions by Division & Code

Division	Case Type Description	Code	Summary	Change	% Change	Absolute Change	
Adult	Misdemeanor	CM	815	▼	-3.7%	-31	
	Civil Support	VS	557	▼	-8.2%	-50	
	Show Cause	SC	526	▲	+2.3%	+12	
	Other	OT	498	▼	-10.6%	-59	
	Felony	CF	324	▲	+10.2%	+30	
	Family Abuse - Protective Order	FP	299	▼	-12.6%	-43	
	Capias	CA	212	▼	+7.6%	+15	
	Motion - Protective Order	MP	60	▲	+13.2%	+7	
	Violation of Protective Order	PV	46	▲	+187.5%	+30	
	Remand Support	RS	25	▼	-52.8%	-28	
	Non-Family Abuse Protective Order	AP	8	▼	-33.3%	-4	
	Restricted License for Non-Support	SL	2	▲	+100.0%	+1	
		Total		3,372	▼	-3.4%	-120
Juvenile	Custody Visitation	CV	1,709	▲	+8.5%	+134	
	Misdemeanor	DM	706	▲	+47.4%	+227	
	Traffic	T	688	▼	-2.1%	-15	
	Felony	DF	219	▲	+54.2%	+77	
	Mental Commitment	MC	48	▲	+50.0%	+16	
	Temporary Detention Order	TD	44	▼	-2.2%	-1	
	Foster Care Review	FC	43	▲	+79.2%	+19	
	Permanency Planning	PH	32	▼	-8.6%	-3	
	Status	ST	32	▲	+23.1%	+6	
	Terminate Parental Rights	TP	32	▲	+146.2%	+19	
	Abuse and Neglect	AN	30	▲	+25.0%	+6	
	Remand Custody	RC	30	▼	-28.6%	-12	
	Remand Visitation	RV	30	▼	-28.6%	-12	
	Initial Foster Care	IF	26	▲	+160.0%	+16	
	Paternity	PT	23	▼	-14.8%	-4	
	Show Cause	SC	20	▲	+5.3%	+1	
	Truancy	TR	20	▲	+566.7%	+17	
	Motion - Protective Order	MP	19	▲	+280.0%	+14	
	Emergency Custody Order	EC	16	↔	-	-	
	Child In Need of Services	CS	12	▲	+71.4%	+5	
	Non-Family Abuse Protective Order	AP	12	▼	-55.6%	-15	
	Capias	CA	10	▼	-9.1%	-1	
	Voluntary Continuing Services and Support Agree	VA	4	▲	+100.0%	+2	
	Civil Violation	CI	2	▼	-71.4%	-5	
	Relief of Custody	CR	2	▲	+100.0%	+1	
	Child at Risk	RI	1	▲	-	+1	
	Family Abuse - Protective Order	FP	1	↔	-	-	
	Other	OT	1	▼	-66.7%	-2	
	Entrustment	ET	0	▼	-100.0%	-4	
	Qualified Residential Treatment	QR	0	▼	-100.0%	-4	
		Total		3,812	▲	14.5%	+483
	GRAND TOTAL			7,184	▲	5.3%	+363

* Compared to same time period as previous year
 ** Case Type Categories are defined in the 2017 Virginia Judicial Workload Assessment
 The data reported reflect the case management system. The case types reported may not necessitate judicial involvement.

Dispositions by Major Case Category**

Category	Summary	Change	% Change	Absolute Change
Adult Criminal	1,722	▲	+1.7%	+28
Child Dependency	170	▲	+45.3%	+53
Child in Need of Services/Supervision	32	▲	+220.0%	+22
Custody and Visitation	1,732	▼	+8.1%	+130
Delinquency	955	▲	+46.7%	+304
Juvenile Miscellaneous	32	▲	+23.1%	+6
New to Workload Study	2	▼	-71.4%	-5
Other	692	▼	-12.4%	-98
Protective Orders	399	▲	-9.3%	-41
Support	760	▲	-2.7%	-21
Traffic	688	▼	-2.1%	-15
GRAND TOTAL	7,184	▲	5.3%	+363

* Compared to same time period as previous year

** Case Type Categories are defined in the 2017 Virginia Judicial Workload Assessment

The data reported reflect the case management system. The case types reported may not necessitate judicial involvement.

2024 Overall GRAND TOTAL		Distribution of Caseload		Change*		Percentage (%) of Caseload		
314	+9 3.0%	Adult	121 39%	-16.6% ▼	-24	Adult	47.5%	38.5%
2024		Juvenile	193 61%	20.6% ▲	+33	Juvenile	52.5%	61.5%
2023		GRAND TOTAL	314 100%	3.0% ▲	+9	GRAND TOTAL	100%	100%

Dispositions by Division & Code

Division	Case Type Description	Code	Summary	Change	% Change	Absolute Change
Adult	Civil Support	VS	29	▲	+61.1%	+11
	Misdemeanor	CM	26	▼	-36.6%	-15
	Felony	CF	17	▼	-19.0%	-4
	Other	OT	17	▼	-37.0%	-10
	Show Cause	SC	15	▲	-21.1%	-4
	Family Abuse - Protective Order	FP	7	▼	-22.2%	-2
	Capias	CA	3	▼	-25.0%	-1
	Remand Support	RS	3	▲	+50.0%	+1
	Motion - Protective Order	MP	2	▲	-	+2
	Non-Family Abuse Protective Order	AP	1	▼	-50.0%	-1
	Violation of Protective Order	PV	1	↔	-	-
	Protective Order	PC	0	▼	-100.0%	-1
		Total		121	▼	-16.6%
Juvenile	Custody Visitation	CV	90	▼	-17.4%	-19
	Traffic	T	41	▲	+173.3%	+26
	Misdemeanor	DM	35	▲	+66.7%	+14
	Remand Custody	RC	6	▲	+200.0%	+4
	Remand Visitation	RV	6	▲	+200.0%	+4
	Felony	DF	3	▼	-25.0%	-1
	Initial Foster Care	IF	3	▲	-	+3
	Child at Risk	RI	2	▲	-	+2
	Child In Need of Services	CS	2	▲	+100.0%	+1
	Status	ST	2	▲	-	-
	Civil Violation	CI	1	▲	-	+1
	Foster Care Review	FC	1	↔	-	-
	Non-Family Abuse Protective Order	AP	1	▲	-	+1
	Show Cause	SC	0	▼	-100.0%	-1
	Special Immigrant Juvenile Status	SI	0	▼	-100.0%	-2
		Total		193	▲	20.6%
GRAND TOTAL			314	▲	3.0%	+9

Dispositions by Major Case Category**

Category	Summary	Change	% Change	Absolute Change
Adult Criminal	56	▼	-34.9%	-30
Child Dependency	6	▲	+500.0%	+5
Child in Need of Services/Supervision	2	▲	+100.0%	+1
Custody and Visitation	90	▼	-17.4%	-19
Delinquency	38	▼	+46.2%	+12
Juvenile Miscellaneous	2	▲	-	0
New to Workload Study	1	▲	-50.0%	-1
Other	32	▲	-3.0%	-1
Protective Orders	11	▲	-	0
Support	35	▲	+84.2%	+16
Traffic	41	▲	+173.3%	+26
GRAND TOTAL	314	▲	3.0%	+9

* Compared to same time period as previous year

** Case Type Categories are defined in the 2017 Virginia Judicial Workload Assessment

The data reported reflect the case management system. The case types reported may not necessitate judicial involvement.

* Compared to same time period as previous year

** Case Type Categories are defined in the 2017 Virginia Judicial Workload Assessment

The data reported reflect the case management system. The case types reported may not necessitate judicial involvement.

2024 Overall GRAND TOTAL		Distribution of Caseload			Change*		Percentage (%) of Caseload		
3,935 -15 -0.4% 	Adult	1,843	47%	-8.6%	▼	-174	Adult	2023	2024
	Juvenile	2,092	53%	8.2%	▲	+159	Juvenile	51.1%	46.8%
GRAND TOTAL		3,935	100%	-0.4%	▼	-15	GRAND TOTAL	100%	100%

Dispositions by Division & Code

Division	Case Type Description	Code	Summary	Change	% Change	Absolute Change	
Adult	Civil Support	VS	426	▼	-20.1%	-107	
	Misdemeanor	CM	358	▲	+2.6%	+9	
	Show Cause	SC	342	▼	-9.5%	-36	
	Other	OT	237	▼	-16.3%	-46	
	Capias	CA	147	▲	+2.1%	+3	
	Family Abuse - Protective Order	FP	136	▼	-12.3%	-19	
	Felony	CF	125	▲	+1.6%	+2	
	Motion - Protective Order	MP	28	↔		-	
	Violation of Protective Order	PV	12	▲	+33.3%	+3	
	Protective Order	PC	10	↔		-	
	Non-Family Abuse Protective Order	AP	7	▲	+133.3%	+4	
	Restricted License for Non-Support	SL	7	▲	-	+7	
	Remand Support	RS	6	▲	+200.0%	+4	
	Bond Forfeiture	BF	2	▲	-	+2	
Total			1,843	▼	-8.6%	-174	
Juvenile	Custody Visitation	CV	1,361	▲	+0.1%	+2	
	Misdemeanor	DM	113	▲	+25.6%	+23	
	Abuse and Neglect	AN	84	▲	+29.2%	+19	
	Status	ST	69	▲	+50.0%	+23	
	Permanency Planning	PH	68	▲	+30.8%	+16	
	Paternity	PT	64	▼	-8.6%	-6	
	Traffic	T	63	▲	+46.5%	+20	
	Foster Care Review	FC	62	▲	+24.0%	+12	
	Felony	DF	43	▲	+43.3%	+13	
	Initial Foster Care	IF	37	↔		-	
	Temporary Detention Order	TD	35	▲	+169.2%	+22	
	Terminate Parental Rights	TP	25	▲	+92.3%	+12	
	Remand Custody	RC	11	▲	+175.0%	+7	
	Remand Visitation	RV	11	▲	+175.0%	+7	
	Emergency Custody Order	EC	9	▲	+125.0%	+5	
	Relief of Custody	CR	9	▼	-40.0%	-6	
	Special Immigrant Juvenile Status	SI	8	▲	+166.7%	+5	
	Capias	CA	3	▲	-	+3	
	Non-Family Abuse Protective Order	AP	3	↔		-	
	Truancy	TR	3	▼	-72.7%	-8	
	Child In Need of Services	CS	2	▼	-66.7%	-4	
	Juvenile Support	JS	2	▲	-	+2	
	Motion - Protective Order	MP	2	▼	-75.0%	-6	
	Emancipation	EP	1	▲	-	+1	
	Family Abuse - Protective Order	FP	1	▲	-	+1	
	Mental Commitment	MC	1	↔		-	
	Other	OT	1	▼	-50.0%	-1	
	Show Cause	SC	1	▲	-	+1	
	Child at Risk	RI	0	▼	-100.0%	-1	
	Qualified Residential Treatment	QR	0	▼	-100.0%	-1	
	Voluntary Continuing Services and Support Agree	VA	0	▼	-100.0%	-2	
	Total			2,092	▲	8.2%	+159
	GRAND TOTAL			3,935	▼	-0.4%	-15

* Compared to same time period as previous year

** Case Type Categories are defined in the 2017 Virginia Judicial Workload Assessment

The data reported reflect the case management system. The case types reported may not necessitate judicial involvement.

Dispositions by Major Case Category**

Category	Summary	Change	% Change	Absolute Change
Adult Criminal	834	▲	+3.7%	+30
Child Dependency	285	▼	+20.8%	+49
Child in Need of Services/Supervision	5	▼	-70.6%	-12
Custody and Visitation	1,425	▼	-0.3%	-4
Delinquency	160	▲	+33.3%	+40
Juvenile Miscellaneous	70	▲	+52.2%	+24
New to Workload Study	8	▲	+166.7%	+5
Other	311	▲	-0.6%	-2
Protective Orders	177	▲	-10.2%	-20
Support	597	▲	-19.5%	-145
Traffic	63	▲	+46.5%	+20
GRAND TOTAL	3,935	▼	-0.4%	-15

* Compared to same time period as previous year

** Case Type Categories are defined in the 2017 Virginia Judicial Workload Assessment

The data reported reflect the case management system. The case types reported may not necessitate judicial involvement.

2024 Overall GRAND TOTAL		Distribution of Caseload		Change*		Percentage (%) of Caseload		
1,181	-134 -10.2%	Adult	596 50%	-26.8% ▼	-218	Adult	2023 61.9%	2024 50.5%
2024		Juvenile	585 50%	16.8% ▲	+84	Juvenile	38.1%	49.5%
2023		GRAND TOTAL	1,181 100%	-10.2% ▼	-134	GRAND TOTAL	100%	100%

Dispositions by Division & Code

Division	Case Type Description	Code	Summary	Change	% Change	Absolute Change	
Adult	Show Cause	SC	149	▼	-25.9%	-52	
	Civil Support	VS	136	▼	-35.8%	-76	
	Misdemeanor	CM	120	▼	-4.0%	-5	
	Other	OT	97	▲	+3.2%	+3	
	Family Abuse - Protective Order	FP	31	▼	-18.4%	-7	
	Capias	CA	28	▼	-50.0%	-28	
	Felony	CF	21	▼	-72.0%	-54	
	Motion - Protective Order	MP	5	▲	+25.0%	+1	
	Violation of Protective Order	PV	5	▲	+25.0%	+1	
	Restricted License for Non-Support	SL	3	▲	+50.0%	+1	
	Protective Order	PC	1	▲	-	+1	
	Non-Family Abuse Protective Order	AP	0	▼	-100.0%	-2	
	Remand Support	RS	0	▼	-100.0%	-1	
	Total		596	▼	-26.8%	-218	
Juvenile	Custody Visitation	CV	339	▲	+6.6%	+21	
	Misdemeanor	DM	62	▲	+87.9%	+29	
	Felony	DF	39	▲	+225.0%	+27	
	Traffic	T	34	▲	+13.3%	+4	
	Child at Risk	RI	13	▲	+8.3%	+1	
	Paternity	PT	13	▲	+62.5%	+5	
	Permanency Planning	PH	12	▼	-14.3%	-2	
	Truancy	TR	12	▲	+50.0%	+4	
	Remand Visitation	RV	9	▼	-10.0%	-1	
	Temporary Detention Order	TD	9	↔	-	-	
	Abuse and Neglect	AN	7	▼	-36.4%	-4	
	Remand Custody	RC	7	▼	-36.4%	-4	
	Emergency Custody Order	EC	6	▲	+20.0%	+1	
	Capias	CA	3	▲	+50.0%	+1	
	Foster Care Review	FC	3	▼	-40.0%	-2	
	Initial Foster Care	IF	3	▲	+50.0%	+1	
	Motion - Protective Order	MP	3	▲	-	+3	
	Relief of Custody	CR	3	▼	-25.0%	-1	
	Child In Need of Services	CS	2	▲	+100.0%	+1	
	Civil Violation	CI	2	▼	-33.3%	-1	
	Special Immigrant Juvenile Status	SI	1	▲	-	+1	
	Status	ST	1	▲	-	+1	
	Terminate Parental Rights	TP	1	▲	-	+1	
	Voluntary Continuing Services and Support Agreem	VA	1	▼	-50.0%	-1	
	Qualified Residential Treatment	QR	0	▼	-100.0%	-1	
		Total		585	▲	16.8%	+84
		GRAND TOTAL		1,181	▼	-10.2%	-134

Dispositions by Major Case Category**

Category	Summary	Change	% Change	Absolute Change
Adult Criminal	242	▲	-32.4%	-116
Child Dependency	43	▲	-15.7%	-8
Child in Need of Services/Supervision	14	▲	+55.6%	+5

* Compared to same time period as previous year

** Case Type Categories are defined in the 2017 Virginia Judicial Workload Assessment

The data reported reflect the case management system. The case types reported may not necessitate judicial involvement.

CPSS - JCMS CASELOAD STATISTICS OF THE JUVENILE & DOMESTIC RELATIONS DISTRICT COURTS
 January 2024 thru December 2024 Dispositions (Compared to January 2023 thru December 2023)

Martinsville


District: 21 FIPS: 690

Custody and Visitation	352	▲	+8.0%	+26
Delinquency	104	▲	+121.3%	+57
Juvenile Miscellaneous	1	▲	-	+1
New to Workload Study	3	▲		0
Other	128	▼	-1.5%	-2
Protective Orders	39	▲	-11.4%	-5
Support	221	▼	-30.3%	-96
Traffic	34	▲	+13.3%	+4
GRAND TOTAL	1,181	▼	-10.2%	-134

* Compared to same time period as previous year

** Case Type Categories are defined in the 2017 Virginia Judicial Workload Assessment

The data reported reflect the case management system. The case types reported may not necessitate judicial involvement.

2024 Overall GRAND TOTAL		Distribution of Caseload		Change*		Percentage (%) of Caseload		
1,330	+213 19.1%	Adult	561 42%	20.1% ▲	+94	Adult	41.8%	42.2%
2024 		Juvenile	769 58%	18.3% ▲	+119	Juvenile	58.2%	57.8%
		GRAND TOTAL	1,330 100%	19.1% ▲	+213	GRAND TOTAL	100%	100%

Dispositions by Division & Code

Division	Case Type Description	Code	Summary	Change	% Change	Absolute Change
Adult	Civil Support	VS	128	▲	+16.4%	+18
	Misdemeanor	CM	117	▲	+23.2%	+22
	Show Cause	SC	98	▲	+32.4%	+24
	Other	OT	64	▲	+60.0%	+24
	Felony	CF	63	▲	+26.0%	+13
	Family Abuse - Protective Order	FP	51	▼	-1.9%	-1
	Motion - Protective Order	MP	16	▲	+23.1%	+3
	Capias	CA	14	▼	-39.1%	-9
	Remand Support	RS	8	▲	+60.0%	+3
	Non-Family Abuse Protective Order	AP	2	▼	-33.3%	-1
	Restricted License for Non-Support	SL	0	▼	-100.0%	-2
	Total		561	▲	20.1%	+94
Juvenile	Custody Visitation	CV	427	▲	+12.4%	+47
	Abuse and Neglect	AN	90	▲	+25.0%	+18
	Permanency Planning	PH	62	▲	+72.2%	+26
	Foster Care Review	FC	30	▲	+25.0%	+6
	Terminate Parental Rights	TP	25	▲	+525.0%	+21
	Initial Foster Care	IF	22	▼	-4.3%	-1
	Remand Custody	RC	19	▲	+35.7%	+5
	Misdemeanor	DM	18	▲	+12.5%	+2
	Remand Visitation	RV	18	▲	+50.0%	+6
	Traffic	T	18	▲	+20.0%	+3
	Paternity	PT	15	▼	-21.1%	-4
	Motion - Protective Order	MP	5	▲	+150.0%	+3
	Felony	DF	4	▼	-81.0%	-17
	Non-Family Abuse Protective Order	AP	3	↔	-	-
	Child In Need of Services	CS	2	▲	+100.0%	+1
	Status	ST	2	▲	-	+2
	Temporary Detention Order	TD	2	↔	-	-
	Voluntary Continuing Services and Support Agreem	VA	2	▲	-	+2
	Capias	CA	1	▲	-	+1
	Emergency Custody Order	EC	1	▼	-50.0%	-1
	Family Abuse - Protective Order	FP	1	▲	-	+1
	Relief of Custody	CR	1	↔	-	-
	Show Cause	SC	1	▲	-	+1
	Child at Risk	RI	0	▼	-100.0%	-1
	Truancy	TR	0	▼	-100.0%	-2
	Total		769	▲	18.3%	+119
	GRAND TOTAL		1,330	▲	19.1%	+213

Dispositions by Major Case Category**

Category	Summary	Change	% Change	Absolute Change
Adult Criminal	261	▲	+23.7%	+50
Child Dependency	232	▲	+44.1%	+71
Child in Need of Services/Supervision	2	↔	-33.3%	-1
Custody and Visitation	442	▼	+10.8%	+43
Delinquency	24	▲	-35.1%	-13

* Compared to same time period as previous year
 ** Case Type Categories are defined in the 2017 Virginia Judicial Workload Assessment
 The data reported reflect the case management system. The case types reported may not necessitate judicial involvement.

CPSS - JCMS CASELOAD STATISTICS OF THE JUVENILE & DOMESTIC RELATIONS DISTRICT COURTS
 January 2024 thru December 2024 Dispositions (Compared to January 2023 thru December 2023)

Juvenile Miscellaneous	2	▲	-	+2
Other	112	▲	+49.3%	+37
Protective Orders	78	▲	+6.8%	+5
Support	159	▼	+11.2%	+16
Traffic	18	▲	+20.0%	+3
GRAND TOTAL	1,330	▲	19.1%	+213

* Compared to same time period as previous year

** Case Type Categories are defined in the 2017 Virginia Judicial Workload Assessment

The data reported reflect the case management system. The case types reported may not necessitate judicial involvement.

2024 Overall GRAND TOTAL		Distribution of Caseload			Change*		Percentage (%) of Caseload		
4,045	-115 -2.8%	Adult	2,767	68%	-6.8% ▼	-202	Adult	71.4%	68.4%
2024		Juvenile	1,278	32%	7.3% ▲	+87	Juvenile	28.6%	31.6%
2023		GRAND TOTAL	4,045	100%	-2.8% ▼	-115	GRAND TOTAL	100%	100%

Dispositions by Division & Code

Division	Case Type Description	Code	Summary	Change	% Change	Absolute Change
Adult	Misdemeanor	CM	676	▼	-10.7%	-81
	Other	OT	568	▲	+1.2%	+7
	Capias	CA	449	↔		-
	Show Cause	SC	417	▼	-17.6%	-89
	Civil Support	VS	364	▼	-9.0%	-36
	Felony	CF	137	▼	-0.7%	-1
	Family Abuse - Protective Order	FP	135	▲	+4.7%	+6
	Non-Family Abuse Protective Order	AP	10	▼	-37.5%	-6
	Motion - Protective Order	MP	7	↔		-
	Violation of Protective Order	PV	3	▼	-25.0%	-1
	Remand Support	RS	1	▲	-	+1
	Restricted License for Non-Support	SL	0	▼	-100.0%	-2
	Total			2,767	▼	-6.8%
Juvenile	Custody Visitation	CV	531	↔		-
	Misdemeanor	DM	229	▲	+1.3%	+3
	Felony	DF	121	▲	+23.5%	+23
	Truancy	TR	113	▲	+63.8%	+44
	Status	ST	76	▼	+2.7%	+2
	Permanency Planning	PH	31	▼	-13.9%	-5
	Foster Care Review	FC	26	▲	+4.0%	+1
	Abuse and Neglect	AN	21	▲	+600.0%	+18
	Paternity	PT	21	▲	+5.0%	+1
	Traffic	T	21	▼	-19.2%	-5
	Child In Need of Services	CS	16	▲	+6.7%	+1
	Initial Foster Care	IF	15	▲	+25.0%	+3
	Non-Family Abuse Protective Order	AP	13	▲	+85.7%	+6
	Mental Commitment	MC	7	▼	-30.0%	-3
	Other	OT	7	▲	-	+7
	Temporary Detention Order	TD	6	▼	-25.0%	-2
	Terminate Parental Rights	TP	6	▼	-53.8%	-7
	Voluntary Continuing Services and Support Agree	VA	6	▲	+20.0%	+1
	Civil Violation	CI	4	▲	+33.3%	+1
	Entrustment	ET	3	▲	+200.0%	+2
	Emergency Custody Order	EC	2	▼	-60.0%	-3
	Emancipation	EP	1	▲	-	+1
	Family Abuse - Protective Order	FP	1	▼	-50.0%	-1
	Special Immigrant Juvenile Status	SI	1	↔		-
	Relief of Custody	CR	0	▼	-100.0%	-1
	Total			1,278	▲	7.3%
GRAND TOTAL			4,045	▼	-2.8%	-115

Dispositions by Major Case Category**

Category	Summary	Change	% Change	Absolute Change
Adult Criminal	1,556	▼	-9.5%	-164
Child Dependency	108	▲	+12.5%	+12
Child in Need of Services/Supervision	129	▲	+53.6%	+45
Custody and Visitation	552	▲	+0.2%	+1

* Compared to same time period as previous year
 ** Case Type Categories are defined in the 2017 Virginia Judicial Workload Assessment
 The data reported reflect the case management system. The case types reported may not necessitate judicial involvement.

CPSS - JCMS CASELOAD STATISTICS OF THE JUVENILE & DOMESTIC RELATIONS DISTRICT COURTS
 January 2024 thru December 2024 Dispositions (Compared to January 2023 thru December 2023)

Danville

District: 22 FIPS: 590

Delinquency	350	▲	+8.0%	+26
Juvenile Miscellaneous	77	▲	+4.1%	+3
New to Workload Study	5	▲	+25.0%	+1
Other	591	▲	+1.2%	+7
Protective Orders	166	▲	+3.1%	+5
Support	490	▼	-8.6%	-46
Traffic	21	▼	-19.2%	-5
GRAND TOTAL	4,045	▼	-2.8%	-115

* Compared to same time period as previous year

** Case Type Categories are defined in the 2017 Virginia Judicial Workload Assessment

The data reported reflect the case management system. The case types reported may not necessitate judicial involvement.

2024 Overall GRAND TOTAL		Distribution of Caseload			Change*		Percentage (%) of Caseload		
3,776	-110 -2.8%	Adult	1,529	40%	0.9% ▲	+13	Adult	2023 39.0%	2024 40.5%
2024		Juvenile	2,247	60%	-5.2% ▼	-123	Juvenile	61.0%	59.5%
2023		GRAND TOTAL	3,776	100%	-2.8% ▼	-110	GRAND TOTAL	100%	100%

Dispositions by Division & Code

Division	Case Type Description	Code	Summary	Change	% Change	Absolute Change
Adult	Civil Support	VS	389	▲	+9.6%	+34
	Misdemeanor	CM	343	▲	+12.1%	+37
	Other	OT	258	▼	-4.1%	-11
	Show Cause	SC	230	▲	+3.1%	+7
	Family Abuse - Protective Order	FP	123	▲	+29.5%	+28
	Capias	CA	72	▼	-7.7%	-6
	Felony	CF	43	▼	-23.2%	-13
	Non-Family Abuse Protective Order	AP	31	▼	-60.8%	-48
	Motion - Protective Order	MP	18	▼	-33.3%	-9
	Violation of Protective Order	PV	14	▲	+180.0%	+9
	Remand Support	RS	6	▼	-71.4%	-15
	Restricted License for Non-Support	SL	2	▲	+100.0%	+1
	Bond Forfeiture	BF	0	▼	-100.0%	-1
	Total		1,529	▲	0.9%	+13
Juvenile	Custody Visitation	CV	1,189	▼	-3.0%	-37
	Misdemeanor	DM	332	▲	+17.7%	+50
	Abuse and Neglect	AN	148	▼	-2.0%	-3
	Status	ST	67	▲	-17.3%	-14
	Traffic	T	62	▼	-1.6%	-1
	Felony	DF	60	▲	+1.7%	+1
	Motion - Protective Order	MP	59	▲	+18.0%	+9
	Permanency Planning	PH	59	▲	+25.5%	+12
	Child In Need of Services	CS	48	▼	-9.4%	-5
	Foster Care Review	FC	46	▼	-28.1%	-18
	Remand Visitation	RV	36	▼	-48.6%	-34
	Remand Custody	RC	34	▼	-59.0%	-49
	Truancy	TR	28	▼	-3.4%	-1
	Initial Foster Care	IF	23	▼	-32.4%	-11
	Paternity	PT	13	▼	-55.2%	-16
	Relief of Custody	CR	12	▲	+500.0%	+10
	Terminate Parental Rights	TP	11	▼	-21.4%	-3
	Entrustment	ET	7	▲	+16.7%	+1
	Non-Family Abuse Protective Order	AP	5	▼	-28.6%	-2
	Civil Violation	CI	4	▲	+33.3%	+1
	Voluntary Continuing Services and Support Agreem	VA	2	▼	-66.7%	-4
	Capias	CA	1	▼	-50.0%	-1
	Special Immigrant Juvenile Status	SI	1	▲	-	+1
	Emergency Custody Order	EC	0	▼	-100.0%	-2
	Mental Commitment	MC	0	▼	-100.0%	-1
	Qualified Residential Treatment	QR	0	▼	-100.0%	-5
	Temporary Detention Order	TD	0	▼	-100.0%	-1
		Total		2,247	▼	-5.2%
GRAND TOTAL			3,776	▼	-2.8%	-110

* Compared to same time period as previous year
 ** Case Type Categories are defined in the 2017 Virginia Judicial Workload Assessment
 The data reported reflect the case management system. The case types reported may not necessitate judicial involvement.

Dispositions by Major Case Category**

Category	Summary	Change	% Change	Absolute Change
Adult Criminal	567	▲	-0.5%	-3
Child Dependency	308	▲	-6.4%	-21
Child in Need of Services/Supervision	76	▼	-7.3%	-6
Custody and Visitation	1,202	▼	-4.2%	-53
Delinquency	393	▼	+14.6%	+50
Juvenile Miscellaneous	67	▲	-17.3%	-14
New to Workload Study	5	▲	+66.7%	+2
Other	334	▼	-25.3%	-113
Protective Orders	236	▼	-8.5%	-22
Support	526	▲	+15.6%	+71
Traffic	62	▼	-1.6%	-1
GRAND TOTAL	3,776	▼	-2.8%	-110

* Compared to same time period as previous year

** Case Type Categories are defined in the 2017 Virginia Judicial Workload Assessment

The data reported reflect the case management system. The case types reported may not necessitate judicial involvement.

2024 Overall GRAND TOTAL		Distribution of Caseload			Change*		Percentage (%) of Caseload		
3,658 +124 3.5% 	2024 2023	Adult	1,782	49%	10.9% ▲	+175	Adult	45.5%	48.7%
		Juvenile	1,876	51%	-2.6% ▼	-51	Juvenile	54.5%	51.3%
GRAND TOTAL		3,658	100%	3.5% ▲	+124	GRAND TOTAL	100%	100%	

Dispositions by Division & Code

Division	Case Type Description	Code	Summary	Change	% Change	Absolute Change
Adult	Civil Support	VS	456	▲	+11.2%	+46
	Misdemeanor	CM	416	▼	-2.6%	-11
	Other	OT	310	▲	+10.3%	+29
	Show Cause	SC	272	▲	+28.9%	+61
	Family Abuse - Protective Order	FP	137	▼	-5.5%	-8
	Capias	CA	66	▲	+34.7%	+17
	Felony	CF	63	▲	+10.5%	+6
	Motion - Protective Order	MP	20	▲	+17.6%	+3
	Violation of Protective Order	PV	19	▲	+533.3%	+16
	Non-Family Abuse Protective Order	AP	15	▲	+650.0%	+13
	Violation Family Abuse Protective Order	PS	4	▲	+300.0%	+3
	Remand Support	RS	2	▼	-50.0%	-2
	Restricted License for Non-Support	SL	2	▲	-	+2
Total			1,782	▲	10.9%	+175
Juvenile	Custody Visitation	CV	1,222	▼	-7.0%	-92
	Misdemeanor	DM	106	▼	-10.2%	-12
	Abuse and Neglect	AN	82	▲	+57.7%	+30
	Traffic	T	65	▼	-33.7%	-33
	Permanency Planning	PH	54	▼	-6.9%	-4
	Initial Foster Care	IF	43	▲	+138.9%	+25
	Foster Care Review	FC	39	▲	+18.2%	+6
	Child at Risk	RI	37	▲	+32.1%	+9
	Child In Need of Services	CS	37	▼	-11.9%	-5
	Voluntary Continuing Services and Support Agreem	VA	33	▲	+135.7%	+19
	Felony	DF	29	↔	-	-
	Status	ST	27	▼	+68.8%	+11
	Paternity	PT	26	▲	+36.8%	+7
	Temporary Detention Order	TD	18	▲	+28.6%	+4
	Non-Family Abuse Protective Order	AP	12	▲	+71.4%	+5
	Relief of Custody	CR	10	▲	+233.3%	+7
	Terminate Parental Rights	TP	10	↔	-	-
	Truancy	TR	10	▼	-44.4%	-8
	Emergency Custody Order	EC	5	▲	+25.0%	+1
	Entrustment	ET	4	▲	-	+4
	Emancipation	EP	2	▲	-	+2
	Motion - Protective Order	MP	2	▼	-80.0%	-8
	Civil Violation	CI	1	▼	-66.7%	-2
	Family Abuse - Protective Order	FP	1	▼	-50.0%	-1
	Other	OT	1	▲	-	+1
	Qualified Residential Treatment	QR	0	▼	-100.0%	-7
	Remand Custody	RC	0	▼	-100.0%	-3
	Remand Visitation	RV	0	▼	-100.0%	-3
	Show Cause	SC	0	▼	-100.0%	-4
	Total			1,876	▼	-2.6%
GRAND TOTAL			3,658	▲	3.5%	+124

* Compared to same time period as previous year

** Case Type Categories are defined in the 2017 Virginia Judicial Workload Assessment

The data reported reflect the case management system. The case types reported may not necessitate judicial involvement.

Dispositions by Major Case Category**

Category	Summary	Change	% Change	Absolute Change
Adult Criminal	792	▲	+14.5%	+100
Child Dependency	312	▲	+39.9%	+89
Child in Need of Services/Supervision	47	▼	-21.7%	-13
Custody and Visitation	1,248	▲	-6.4%	-85
Delinquency	135	▼	-10.6%	-16
Juvenile Miscellaneous	29	▲	+81.3%	+13
New to Workload Study	1	▼	-66.7%	-2
Other	336	▲	+8.7%	+27
Protective Orders	187	▲	+2.2%	+4
Support	506	▲	+8.6%	+40
Traffic	65	▼	-33.7%	-33
GRAND TOTAL	3,658	▲	3.5%	+124

* Compared to same time period as previous year

** Case Type Categories are defined in the 2017 Virginia Judicial Workload Assessment

The data reported reflect the case management system. The case types reported may not necessitate judicial involvement.

2024 Overall GRAND TOTAL		Distribution of Caseload			Change*		Percentage (%) of Caseload		
9,537	-491 -4.9%	Adult	4,543	48%	-2.0% ▼	-94	Adult	46.2%	47.6%
2024		Juvenile	4,994	52%	-7.4% ▼	-397	Juvenile	53.8%	52.4%
2023		GRAND TOTAL	9,537	100%	-4.9% ▼	-491	GRAND TOTAL	100%	100%

Dispositions by Division & Code

Division	Case Type Description	Code	Summary	Change	% Change	Absolute Change
Adult	Misdemeanor	CM	1,271	▼	-4.2%	-56
	Civil Support	VS	870	▲	+2.6%	+22
	Other	OT	844	▼	-10.9%	-103
	Show Cause	SC	759	▲	+22.4%	+139
	Family Abuse - Protective Order	FP	419	▼	-14.7%	-72
	Felony	CF	204	▲	+20.0%	+34
	Motion - Protective Order	MP	53	▲	+26.2%	+11
	Capias	CA	38	▼	-35.6%	-21
	Non-Family Abuse Protective Order	AP	33	▼	-54.8%	-40
	Violation of Protective Order	PV	25	▼	-10.7%	-3
	Remand Support	RS	19	▼	-26.9%	-7
	Restricted License for Non-Support	SL	6	▲	+200.0%	+4
	Bond Forfeiture	BF	2	▼	-33.3%	-1
	Emergency Custody Order	EC	0	▼	-100.0%	-1
Total			4,543	▼	-2.0%	-94
Juvenile	Custody Visitation	CV	2,610	▼	-16.9%	-529
	Misdemeanor	DM	409	▲	+26.6%	+86
	Permanency Planning	PH	246	▼	-8.9%	-24
	Abuse and Neglect	AN	234	▼	-23.0%	-70
	Foster Care Review	FC	195	▲	+24.2%	+38
	Traffic	T	166	▲	+25.8%	+34
	Truancy	TR	145	▲	+35.5%	+38
	Temporary Detention Order	TD	111	▲	+29.1%	+25
	Initial Foster Care	IF	106	▼	-6.2%	-7
	Terminate Parental Rights	TP	102	▼	-33.8%	-52
	Status	ST	97	▲	+470.6%	+80
	Motion - Protective Order	MP	90	▼	-26.8%	-33
	Felony	DF	88	▼	-10.2%	-10
	Mental Commitment	MC	62	▼	-7.5%	-5
	Special Immigrant Juvenile Status	SI	58	▲	+100.0%	+29
	Remand Custody	RC	43	▲	+79.2%	+19
	Paternity	PT	35	▼	-41.7%	-25
	Remand Visitation	RV	33	▲	+50.0%	+11
	Relief of Custody	CR	31	▲	+158.3%	+19
	Entrustment	ET	30	▲	+87.5%	+14
	Non-Family Abuse Protective Order	AP	22	▼	-63.9%	-39
	Emergency Custody Order	EC	21	▲	+200.0%	+14
	Child In Need of Services	CS	20	↔		-
	Voluntary Continuing Services and Support Agreem	VA	19	▲	+5.6%	+1
	Capias	CA	10	▲	+25.0%	+2
	Family Abuse - Protective Order	FP	6	▲	+100.0%	+3
	Other	OT	2	▲		-
	Restoration of Parental Rights	RR	2	▲		+2
	Restricted Operators License	RL	1	▼	-50.0%	-1
	Child at Risk	RI	0	▼	-100.0%	-2
	Emancipation	EP	0	▼	-100.0%	-4
	Juvenile Support	JS	0	▼	-100.0%	-1
	Qualified Residential Treatment	QR	0	▼	-100.0%	-9
	Show Cause	SC	0	▼	-100.0%	-1
Total			4,994	▼	-7.4%	-397

* Compared to same time period as previous year

** Case Type Categories are defined in the 2017 Virginia Judicial Workload Assessment

The data reported reflect the case management system. The case types reported may not necessitate judicial involvement.

	Summary	Change	% Change	Absolute Change
GRAND TOTAL	9,537	▼	-4.9%	-491

Dispositions by Major Case Category**

Category	Summary	Change	% Change	Absolute Change
Adult Criminal	1,830	▼	-2.9%	-54
Child Dependency	963	▲	-8.7%	-92
Child in Need of Services/Supervision	165	▲	+29.9%	+38
Custody and Visitation	2,646	▲	-17.3%	-553
Delinquency	506	▼	+17.7%	+76
Juvenile Miscellaneous	99	▲	+371.4%	+78
New to Workload Study	58	▲	+100.0%	+29
Other	1,135	▲	-4.0%	-47
Protective Orders	623	▼	-21.4%	-170
Support	1,345	▲	+14.6%	+171
Traffic	167	▼	+24.6%	+33
GRAND TOTAL	9,537	▼	-4.9%	-491

* Compared to same time period as previous year

** Case Type Categories are defined in the 2017 Virginia Judicial Workload Assessment

The data reported reflect the case management system. The case types reported may not necessitate judicial involvement.

2024 Overall GRAND TOTAL		Distribution of Caseload		Change*		Percentage (%) of Caseload			
4,764 	+373 8.5%	Adult	2,011	42%	-2.5% ▼	-52	Adult	47.0%	42.2%
		Juvenile	2,753	58%	18.3% ▲	+425	Juvenile	53.0%	57.8%
		GRAND TOTAL	4,764	100%	8.5% ▲	+373	GRAND TOTAL	100%	100%

Dispositions by Division & Code

Division	Case Type Description	Code	Summary	Change	% Change	Absolute Change	
Adult	Misdemeanor	CM	455	▼	-20.3%	-116	
	Civil Support	VS	437	▲	+2.3%	+10	
	Show Cause	SC	357	▲	+41.1%	+104	
	Other	OT	302	▼	-23.7%	-94	
	Family Abuse - Protective Order	FP	203	▲	+5.7%	+11	
	Felony	CF	86	▼	-28.9%	-35	
	Remand Support	RS	63	▲	+110.0%	+33	
	Capias	CA	50	▲	+42.9%	+15	
	Motion - Protective Order	MP	25	▲	+92.3%	+12	
	Non-Family Abuse Protective Order	AP	25	▲	+38.9%	+7	
	Violation of Protective Order	PV	6	↔		-	
	Restricted License for Non-Support Protective Order	SL	2	▲	-	+2	
		PC	0	▼	-100.0%	-1	
	Total		2,011	▼	-2.5%	-52	
Juvenile	Custody Visitation	CV	1,407	▲	+19.1%	+226	
	Misdemeanor	DM	320	▲	+55.3%	+114	
	Traffic	T	160	▲	+1.9%	+3	
	Abuse and Neglect	AN	127	▼	-22.6%	-37	
	Status	ST	114	▲	+5.6%	+6	
	Felony	DF	113	▲	+156.8%	+69	
	Permanency Planning	PH	84	▼	-13.4%	-13	
	Foster Care Review	FC	56	▲	+5.7%	+3	
	Remand Custody	RC	51	▲	+6.3%	+3	
	Initial Foster Care	IF	49	▲	+32.4%	+12	
	Truancy	TR	45	▲	+36.4%	+12	
	Voluntary Continuing Services and Support Agree	VA	41	▲	+41.4%	+12	
	Motion - Protective Order	MP	37	▼	-7.5%	-3	
	Terminate Parental Rights	TP	37	▲	+146.7%	+22	
	Non-Family Abuse Protective Order	AP	30	▲	+76.5%	+13	
	Paternity	PT	19	▼	-24.0%	-6	
	Child In Need of Services	CS	17	▲	+112.5%	+9	
	Temporary Detention Order	TD	13	▼	-43.5%	-10	
	Special Immigrant Juvenile Status	SI	12	▲	+300.0%	+9	
	Relief of Custody	CR	8	▼	-42.9%	-6	
	Civil Violation	CI	5	▲	+25.0%	+1	
	Entrustment	ET	3	▼	-40.0%	-2	
	Capias	CA	1	▼	-80.0%	-4	
	Emancipation	EP	1	▼	-50.0%	-1	
	Emergency Custody Order	EC	1	▼	-50.0%	-1	
	Family Abuse - Protective Order	FP	1	▲	-	+1	
	Show Cause	SC	1	↔		-	
	Other	OT	0	▼	-100.0%	-2	
	Qualified Residential Treatment	QR	0	▼	-100.0%	-3	
	Remand Visitation	RV	0	▼	-100.0%	-2	
		Total		2,753	▲	18.3%	+425
		GRAND TOTAL		4,764	▲	8.5%	+373

* Compared to same time period as previous year
 ** Case Type Categories are defined in the 2017 Virginia Judicial Workload Assessment
 The data reported reflect the case management system. The case types reported may not necessitate judicial involvement.

Dispositions by Major Case Category**

Category	Summary	Change	% Change	Absolute Change
Adult Criminal	795	▼	-10.0%	-88
Child Dependency	405	▲	-2.9%	-12
Child in Need of Services/Supervision	62	▲	+51.2%	+21
Custody and Visitation	1,426	▼	+18.2%	+220
Delinquency	435	▲	+69.9%	+179
Juvenile Miscellaneous	115	▲	+4.5%	+5
New to Workload Study	17	▲	+142.9%	+10
Other	430	▼	-14.5%	-73
Protective Orders	321	▲	+14.6%	+41
Support	598	▲	+12.6%	+67
Traffic	160	▲	+1.9%	+3
GRAND TOTAL	4,764	▲	8.5%	+373

* Compared to same time period as previous year

** Case Type Categories are defined in the 2017 Virginia Judicial Workload Assessment

The data reported reflect the case management system. The case types reported may not necessitate judicial involvement.

2024 Overall GRAND TOTAL		Distribution of Caseload		Change*		Percentage (%) of Caseload		
1,647	-204 -11.0%	Adult	795 48%	-4.1% ▼	-34	Adult	2023 44.8%	2024 48.3%
2024		Juvenile	852 52%	-16.6% ▼	-170	Juvenile	55.2%	51.7%
2023		GRAND TOTAL	1,647 100%	-11.0% ▼	-204	GRAND TOTAL	100%	100%

Dispositions by Division & Code

Division	Case Type Description	Code	Summary	Change	% Change	Absolute Change	
Adult	Misdemeanor	CM	233	▼	-5.7%	-14	
	Civil Support	VS	145	▼	-8.8%	-14	
	Show Cause	SC	125	▲	+5.9%	+7	
	Other	OT	118	▲	-8.5%	-11	
	Family Abuse - Protective Order	FP	57	▲	+5.6%	+3	
	Felony	CF	55	▼	-9.8%	-6	
	Capias	CA	45	▼	+45.2%	+14	
	Remand Support	RS	9	▼	-30.8%	-4	
	Non-Family Abuse Protective Order	AP	4	▲	+33.3%	+1	
	Motion - Protective Order	MP	3	▼	-62.5%	-5	
	Violation of Protective Order	PV	1	▼	-75.0%	-3	
	Bond Forfeiture	BF	0	▼	-100.0%	-1	
	Protective Order	PC	0	▼	-100.0%	-1	
		Total		795	▼	-4.1%	-34
Juvenile	Custody Visitation	CV	295	▼	-22.6%	-86	
	Misdemeanor	DM	141	▼	-9.0%	-14	
	Traffic	T	85	▼	-18.3%	-19	
	Abuse and Neglect	AN	70	▲	+42.9%	+21	
	Status	ST	38	▲	+58.3%	+14	
	Mental Commitment	MC	35	▼	-34.0%	-18	
	Permanency Planning	PH	30	▼	-6.3%	-2	
	Foster Care Review	FC	27	▲	+42.1%	+8	
	Felony	DF	23	▼	-54.0%	-27	
	Initial Foster Care	IF	22	▲	+29.4%	+5	
	Remand Custody	RC	15	▼	-34.8%	-8	
	Remand Visitation	RV	15	▼	-34.8%	-8	
	Motion - Protective Order	MP	13	▼	-35.0%	-7	
	Voluntary Continuing Services and Support Agree	VA	13	▼	-7.1%	-1	
	Temporary Detention Order	TD	12	↔		-	
	Paternity	PT	4	▼	-42.9%	-3	
	Non-Family Abuse Protective Order	AP	3	↔		-	
	Emergency Custody Order	EC	2	▼	-71.4%	-5	
	Relief of Custody	CR	2	▲	+100.0%	+1	
	Show Cause	SC	2	▲		+2	
	Truancy	TR	2	↔		-	
	Child In Need of Services	CS	1	▲		+1	
	Civil Violation	CI	1	↔		-	
	Other	OT	1	▼	-75.0%	-3	
	Emancipation	EP	0	▼	-100.0%	-1	
	Entrustment	ET	0	▼	-100.0%	-9	
	Qualified Residential Treatment	QR	0	▼	-100.0%	-2	
	Special Immigrant Juvenile Status	SI	0	▼	-100.0%	-2	
	Terminate Parental Rights	TP	0	▼	-100.0%	-7	
		Total		852	▼	-16.6%	-170
	GRAND TOTAL			1,647	▼	-11.0%	-204

* Compared to same time period as previous year

** Case Type Categories are defined in the 2017 Virginia Judicial Workload Assessment

The data reported reflect the case management system. The case types reported may not necessitate judicial involvement.

Dispositions by Major Case Category**

Category	Summary	Change	% Change	Absolute Change
Adult Criminal	407	▼	-0.2%	-1
Child Dependency	164	▼	+9.3%	+14
Child in Need of Services/Supervision	3	▲	+50.0%	+1
Custody and Visitation	299	▼	-22.9%	-89
Delinquency	166	▲	-19.0%	-39
Juvenile Miscellaneous	38	▼	+52.0%	+13
New to Workload Study	1	▼	-66.7%	-2
Other	207	▼	-21.6%	-57
Protective Orders	80	▼	-9.1%	-8
Support	197	▼	-7.9%	-17
Traffic	85	▼	-18.3%	-19
GRAND TOTAL	1,647	▼	-11.0%	-204

* Compared to same time period as previous year

** Case Type Categories are defined in the 2017 Virginia Judicial Workload Assessment

The data reported reflect the case management system. The case types reported may not necessitate judicial involvement.

2024 Overall GRAND TOTAL		Distribution of Caseload			Change*		Percentage (%) of Caseload		
2,182 -136 -5.9% 	2024 2023	Adult	1,154	53%	-3.2% ▼	-38	Adult	51.4%	52.9%
		Juvenile	1,028	47%	-8.7% ▼	-98	Juvenile	48.6%	47.1%
GRAND TOTAL		2,182	100%	-5.9% ▼	-136	GRAND TOTAL	100%	100%	

Dispositions by Division & Code

Division	Case Type Description	Code	Summary	Change	% Change	Absolute Change	
Adult	Misdemeanor	CM	224	▼	-5.1%	-12	
	Civil Support	VS	220	▼	-9.5%	-23	
	Show Cause	SC	190	▼	-15.2%	-34	
	Other	OT	173	▼	-16.0%	-33	
	Felony	CF	130	▲	+94.0%	+63	
	Family Abuse - Protective Order	FP	104	▼	-7.1%	-8	
	Capias	CA	45	▲	+32.4%	+11	
	Motion - Protective Order	MP	31	▼	-26.2%	-11	
	Violation of Protective Order	PV	19	↔		-	
	Non-Family Abuse Protective Order	AP	8	▲	+14.3%	+1	
	Remand Support	RS	7	▲	+600.0%	+6	
	Restricted License for Non-Support	SL	3	▲	+200.0%	+2	
	Total			1,154	▼	-3.2%	-38
Juvenile	Custody Visitation	CV	658	▼	-7.2%	-51	
	Misdemeanor	DM	64	▼	-22.9%	-19	
	Traffic	T	63	▲	+10.5%	+6	
	Abuse and Neglect	AN	31	▼	-59.2%	-45	
	Paternity	PT	22	▼	-26.7%	-8	
	Felony	DF	21	▲	+10.5%	+2	
	Truancy	TR	21	▲	+5.0%	+1	
	Temporary Detention Order	TD	20	▲	+122.2%	+11	
	Remand Custody	RC	16	▲	+45.5%	+5	
	Remand Visitation	RV	16	▲	-	+16	
	Foster Care Review	FC	15	▼	-42.3%	-11	
	Permanency Planning	PH	15	▼	-6.3%	-1	
	Non-Family Abuse Protective Order	AP	12	▲	+9.1%	+1	
	Child In Need of Services	CS	10	▲	+150.0%	+6	
	Status	ST	10	▲	-37.5%	-6	
	Entrustment	ET	9	▲	+350.0%	+7	
	Initial Foster Care	IF	7	▼	-12.5%	-1	
	Motion - Protective Order	MP	5	▼	-50.0%	-5	
	Other	OT	5	▲	+150.0%	+3	
	Relief of Custody	CR	3	▲	+50.0%	+1	
	Voluntary Continuing Services and Support Agreen	VA	3	▲	-	+3	
	Special Immigrant Juvenile Status	SI	1	▲	-	+1	
	Terminate Parental Rights	TP	1	▼	-87.5%	-7	
	Child at Risk	RI	0	▼	-100.0%	-2	
	Emancipation	EP	0	▼	-100.0%	-1	
	Emergency Custody Order	EC	0	▼	-100.0%	-4	
	Total			1,028	▼	-8.7%	-98
	GRAND TOTAL			2,182	▼	-5.9%	-136

Dispositions by Major Case Category**

Category	Summary	Change	% Change	Absolute Change
Adult Criminal	527	▲	+2.7%	+14
Child Dependency	84	▲	-40.0%	-56
Child in Need of Services/Supervision	31	▲	+29.2%	+7

* Compared to same time period as previous year
 ** Case Type Categories are defined in the 2017 Virginia Judicial Workload Assessment
 The data reported reflect the case management system. The case types reported may not necessitate judicial involvement.

CPSS - JCMS CASELOAD STATISTICS OF THE JUVENILE & DOMESTIC RELATIONS DISTRICT COURTS
 January 2024 thru December 2024 Dispositions (Compared to January 2023 thru December 2023)

Custody and Visitation	680	▼	-8.0%	-59
Delinquency	85	▼	-16.7%	-17
Juvenile Miscellaneous	10	▼	-41.2%	-7
New to Workload Study	1	▲	-	+1
Other	237	▲	+1.7%	+4
Protective Orders	160	▼	-12.1%	-22
Support	304	▲	-2.3%	-7
Traffic	63	▲	+10.5%	+6
GRAND TOTAL	2,182	▼	-5.9%	-136

* Compared to same time period as previous year

** Case Type Categories are defined in the 2017 Virginia Judicial Workload Assessment

The data reported reflect the case management system. The case types reported may not necessitate judicial involvement.

2024 Overall GRAND TOTAL		Distribution of Caseload		Change*		Percentage (%) of Caseload		
4,377	-495 -10.2%	Adult	1,927 44%	-13.9% ▼	-312	Adult	2023 46.0%	2024 44.0%
2024		Juvenile	2,450 56%	-7.0% ▼	-183	Juvenile	54.0%	56.0%
2023		GRAND TOTAL	4,377 100%	-10.2% ▼	-495	GRAND TOTAL	100%	100%

Dispositions by Division & Code

Division	Case Type Description	Code	Summary	Change	% Change	Absolute Change	
Adult	Civil Support	VS	503	▼	-0.4%	-2	
	Show Cause	SC	393	▲	+9.8%	+35	
	Misdemeanor	CM	325	▼	-30.0%	-139	
	Other	OT	223	▲	-18.0%	-49	
	Family Abuse - Protective Order	FP	164	▼	-13.7%	-26	
	Felony	CF	97	▼	-52.9%	-109	
	Capias	CA	81	▼	-21.4%	-22	
	Motion - Protective Order	MP	60	▲	+87.5%	+28	
	Remand Support	RS	52	▼	-21.2%	-14	
	Violation of Protective Order	PV	18	▼	-37.9%	-11	
	Non-Family Abuse Protective Order	AP	8	▼	-27.3%	-3	
	Restricted License for Non-Support	SL	2	▼	-33.3%	-1	
	Violation Family Abuse Protective Order	PS	1	▲	-	+1	
	Total			1,927	▼	-13.9%	-312
Juvenile	Custody Visitation	CV	1,451	▼	-1.1%	-16	
	Abuse and Neglect	AN	97	▼	-47.0%	-86	
	Remand Custody	RC	91	▼	-20.9%	-24	
	Remand Visitation	RV	87	▼	-22.3%	-25	
	Motion - Protective Order	MP	84	▲	+127.0%	+47	
	Misdemeanor	DM	78	▼	-44.3%	-62	
	Status	ST	77	▲	+18.5%	+12	
	Foster Care Review	FC	76	▼	-1.3%	-1	
	Permanency Planning	PH	63	▲	+23.5%	+12	
	Traffic	T	56	▼	-35.6%	-31	
	Truancy	TR	51	▲	+37.8%	+14	
	Entrustment	ET	28	▲	+75.0%	+12	
	Voluntary Continuing Services and Support Agree	VA	27	▲	+8.0%	+2	
	Terminate Parental Rights	TP	26	↔	-	-	
	Initial Foster Care	IF	25	▼	-34.2%	-13	
	Paternity	PT	25	▼	-26.5%	-9	
	Child In Need of Services	CS	24	▲	+60.0%	+9	
	Felony	DF	19	▼	-67.2%	-39	
	Temporary Detention Order	TD	18	▲	+63.6%	+7	
	Non-Family Abuse Protective Order	AP	17	▲	+142.9%	+10	
	Relief of Custody	CR	13	↔	-	-	
	Emergency Custody Order	EC	5	▲	+150.0%	+3	
	Other	OT	5	▲	+66.7%	+2	
	Show Cause	SC	4	▲	-20.0%	-1	
	Emancipation	EP	2	▲	-	+2	
	Juvenile Support	JS	1	↔	-	-	
	Capias	CA	0	▼	-100.0%	-1	
	Civil Violation	CI	0	▼	-100.0%	-2	
	Family Abuse - Protective Order	FP	0	▼	-100.0%	-1	
	Qualified Residential Treatment	QR	0	▼	-100.0%	-1	
	Restoration of Parental Rights	RR	0	▼	-100.0%	-1	
	Special Immigrant Juvenile Status	SI	0	▼	-100.0%	-2	
	Total			2,450	▼	-7.0%	-183
	GRAND TOTAL			4,377	▼	-10.2%	-495

* Compared to same time period as previous year ** Case Type Categories are defined in the 2017 Virginia Judicial Workload Assessment
 The data reported reflect the case management system. The case types reported may not necessitate judicial involvement.

Dispositions by Major Case Category**

Category	Summary	Change	% Change	Absolute Change
Adult Criminal	744	▲	-29.7%	-314
Child Dependency	355	▼	-17.4%	-75
Child in Need of Services/Supervision	76	▲	+35.7%	+20
Custody and Visitation	1,476	▼	-1.7%	-25
Delinquency	100	▼	-50.0%	-100
Juvenile Miscellaneous	79	▲	+21.5%	+14
New to Workload Study	0	▼	-100.0%	-4
Other	481	▲	-17.4%	-101
Protective Orders	333	▲	+19.8%	+55
Support	677	▲	+10.8%	+66
Traffic	56	▼	-35.6%	-31
GRAND TOTAL	4,377	▼	-10.2%	-495

* Compared to same time period as previous year

** Case Type Categories are defined in the 2017 Virginia Judicial Workload Assessment

The data reported reflect the case management system. The case types reported may not necessitate judicial involvement.

2024 Overall GRAND TOTAL		Distribution of Caseload		Change*		Percentage (%) of Caseload			
3,275 +86 2.7% 	2024 2023	Adult	1,604	49%	-5.9% ▼	-100	Adult	53.4%	49.0%
		Juvenile	1,671	51%	12.5% ▲	+186	Juvenile	46.6%	51.0%
GRAND TOTAL		3,275	100%	2.7% ▲	+86	GRAND TOTAL	100%	100%	

Dispositions by Division & Code

Division	Case Type Description	Code	Summary	Change	% Change	Absolute Change
Adult	Civil Support	VS	452	▲	+0.7%	+3
	Misdemeanor	CM	280	▼	-19.5%	-68
	Show Cause	SC	278	▲	+6.9%	+18
	Other	OT	272	▲	+3.8%	+10
	Family Abuse - Protective Order	FP	130	▼	-19.8%	-32
	Capias	CA	83	▼	-4.6%	-4
	Felony	CF	80	▼	-20.8%	-21
	Motion - Protective Order	MP	21	↔		-
	Non-Family Abuse Protective Order	AP	6	▼	-50.0%	-6
	Remand Support	RS	2	▲	-	+2
	Restricted License for Non-Support	SL	0	▼	-100.0%	-2
Total			1,604	▼	-5.9%	-100
Juvenile	Custody Visitation	CV	1,073	▲	+16.3%	+150
	Misdemeanor	DM	142	▲	+11.8%	+15
	Abuse and Neglect	AN	64	▲	+8.5%	+5
	Traffic	T	63	▼	-10.0%	-7
	Status	ST	39	▼	-33.9%	-20
	Foster Care Review	FC	36	▲	+24.1%	+7
	Terminate Parental Rights	TP	36	▲	+63.6%	+14
	Permanency Planning	PH	33	▲	+94.1%	+16
	Truancy	TR	31	↔		-
	Initial Foster Care	IF	29	▲	+45.0%	+9
	Felony	DF	27	▲	+8.0%	+2
	Motion - Protective Order	MP	24	↔		-
	Non-Family Abuse Protective Order	AP	15	▲	+87.5%	+7
	Paternity	PT	15	▼	-37.5%	-9
	Child In Need of Services	CS	9	▼	-52.6%	-10
	Temporary Detention Order	TD	9	▼	-55.0%	-11
	Remand Custody	RC	7	▲	-	+7
	Remand Visitation	RV	6	▲	-	+6
	Other	OT	3	▲	-	+3
	Relief of Custody	CR	3	▲	-	+3
	Civil Violation	CI	2	▼	-33.3%	-1
	Special Immigrant Juvenile Status	SI	2	▲	-	+2
	Voluntary Continuing Services and Support Agreem	VA	2	▲	-	+2
	Emergency Custody Order	EC	1	▼	-75.0%	-3
	Qualified Residential Treatment	QR	0	▼	-100.0%	-1
	Total			1,671	▲	12.5%
GRAND TOTAL			3,275	▲	2.7%	+86

Dispositions by Major Case Category**

Category	Summary	Change	% Change	Absolute Change
Adult Criminal	614	▼	-11.0%	-76
Child Dependency	203	▲	+37.2%	+55
Child in Need of Services/Supervision	40	▼	-20.0%	-10
Custody and Visitation	1,088	▼	+14.9%	+141
Delinquency	169	▲	+11.2%	+17

* Compared to same time period as previous year

** Case Type Categories are defined in the 2017 Virginia Judicial Workload Assessment

The data reported reflect the case management system. The case types reported may not necessitate judicial involvement.

CPSS - JCMS CASELOAD STATISTICS OF THE JUVENILE & DOMESTIC RELATIONS DISTRICT COURTS
 January 2024 thru December 2024 Dispositions (Compared to January 2023 thru December 2023)

Juvenile Miscellaneous	39	▼	-33.9%	-20
New to Workload Study	4	▲	+33.3%	+1
Other	300	▲	+4.9%	+14
Protective Orders	196	▲	-13.7%	-31
Support	559	▼	+0.4%	+2
Traffic	63	▼	-10.0%	-7
GRAND TOTAL	3,275	▲	2.7%	+86

* Compared to same time period as previous year

** Case Type Categories are defined in the 2017 Virginia Judicial Workload Assessment

The data reported reflect the case management system. The case types reported may not necessitate judicial involvement.

2024 Overall GRAND TOTAL		Distribution of Caseload			Change*		Percentage (%) of Caseload		
6,573 -78 -1.2% 		Adult	3,423	52%	1.7% ▲	+57	Adult	50.6%	52.1%
		Juvenile	3,150	48%	-4.1% ▼	-135	Juvenile	49.4%	47.9%
		GRAND TOTAL	6,573	100%	-1.2% ▼	-78	GRAND TOTAL	100%	100%

Dispositions by Division & Code

Division	Case Type Description	Code	Summary	Change	% Change	Absolute Change	
Adult	Misdemeanor	CM	810	▼	-7.7%	-68	
	Other	OT	648	▲	+8.2%	+49	
	Show Cause	SC	568	▲	+8.2%	+43	
	Civil Support	VS	563	▲	+15.8%	+77	
	Felony	CF	327	▲	+9.4%	+28	
	Family Abuse - Protective Order	FP	227	▼	-14.0%	-37	
	Capias	CA	193	▲	-19.9%	-48	
	Motion - Protective Order	MP	59	▲	+22.9%	+11	
	Non-Family Abuse Protective Order	AP	12	▼	-14.3%	-2	
	Remand Support	RS	11	▲	+57.1%	+4	
	Restricted License for Non-Support	SL	5	▲	+400.0%	+4	
	Protective Order	PC	0	▼	-100.0%	-3	
	Violation of Protective Order	PV	0	▼	-100.0%	-1	
	Total		3,423	▲	1.7%	+57	
Juvenile	Custody Visitation	CV	1,283	▼	-13.5%	-201	
	Misdemeanor	DM	369	▲	+31.8%	+89	
	Permanency Planning	PH	175	▼	-11.2%	-22	
	Foster Care Review	FC	152	▲	+11.8%	+16	
	Abuse and Neglect	AN	150	▼	-31.5%	-69	
	Terminate Parental Rights	TP	150	▼	-6.8%	-11	
	Felony	DF	89	▼	-26.4%	-32	
	Traffic	T	81	▲	+32.8%	+20	
	Truancy	TR	81	▲	+20.9%	+14	
	Entrustment	ET	73	▲	+82.5%	+33	
	Initial Foster Care	IF	73	▲	+23.7%	+14	
	Paternity	PT	68	▼	-13.9%	-11	
	Mental Commitment	MC	64	▼	-21.0%	-17	
	Temporary Detention Order	TD	53	▲	+6.0%	+3	
	Emergency Custody Order	EC	51	▼	-13.6%	-8	
	Child at Risk	RI	42	▲	+82.6%	+19	
	Status	ST	40	▼	+48.1%	+13	
	Child In Need of Services	CS	39	▲	+30.0%	+9	
	Remand Custody	RC	25	▲	+38.9%	+7	
	Other	OT	18	▼	-25.0%	-6	
	Motion - Protective Order	MP	15	▲	+36.4%	+4	
	Non-Family Abuse Protective Order	AP	15	▼	-16.7%	-3	
	Voluntary Continuing Services and Support Agree	VA	15	▲	+7.1%	+1	
	Remand Visitation	RV	13	▲	+62.5%	+5	
	Special Immigrant Juvenile Status	SI	12	▲	+20.0%	+2	
	Civil Violation	CI	2	↔		-	
	Family Abuse - Protective Order	FP	1	▲	-	+1	
	Protective Order	PC	1	▲	-	+1	
	Capias	CA	0	▼	-100.0%	-1	
	Qualified Residential Treatment	QR	0	▼	-100.0%	-4	
	Show Cause	SC	0	▼	-100.0%	-1	
		Total		3,150	▼	-4.1%	-135
		GRAND TOTAL		6,573	▼	-1.2%	-78

* Compared to same time period as previous year

** Case Type Categories are defined in the 2017 Virginia Judicial Workload Assessment

The data reported reflect the case management system. The case types reported may not necessitate judicial involvement.


Dispositions by Major Case Category**

Category	Summary	Change	% Change	Absolute Change
Adult Criminal	1,688	▼	-6.7%	-122
Child Dependency	830	▲	-2.7%	-23
Child in Need of Services/Supervision	120	▼	+22.4%	+22
Custody and Visitation	1,351	▼	-13.6%	-212
Delinquency	459	▲	+14.2%	+57
Juvenile Miscellaneous	40	▼	+48.1%	+13
New to Workload Study	14	▲	+16.7%	+2
Other	883	▲	+4.4%	+37
Protective Orders	329	▲	-7.3%	-26
Support	778	▲	+24.7%	+154
Traffic	81	▲	+32.8%	+20
GRAND TOTAL	6,573	▼	-1.2%	-78

* Compared to same time period as previous year

** Case Type Categories are defined in the 2017 Virginia Judicial Workload Assessment

The data reported reflect the case management system. The case types reported may not necessitate judicial involvement.

2024 Overall GRAND TOTAL		Distribution of Caseload			Change*		Percentage (%) of Caseload			
1,052 -87 -7.6% 		Adult	635	60%	-11.6%	▼	-83	Adult	63.0%	60.4%
		Juvenile	417	40%	-1.0%	▼	-4	Juvenile	37.0%	39.6%
		GRAND TOTAL	1,052	100%	-7.6%	▼	-87	GRAND TOTAL	100%	100%

Dispositions by Division & Code

Division	Case Type Description	Code	Summary	Change	% Change	Absolute Change	
Adult	Misdemeanor	CM	240	▲	+14.8%	+31	
	Show Cause	SC	113	▲	+16.5%	+16	
	Civil Support	VS	90	▲	+1.1%	+1	
	Other	OT	65	▼	-41.4%	-46	
	Capias	CA	37	▲	+27.6%	+8	
	Felony	CF	36	▼	-72.3%	-94	
	Family Abuse - Protective Order	FP	29	▼	-17.1%	-6	
	Violation of Protective Order	PV	12	▲	+71.4%	+5	
	Motion - Protective Order	MP	10	▲	+42.9%	+3	
	Non-Family Abuse Protective Order	AP	2	▲	+100.0%	+1	
	Protective Order	PC	1	↔		-	
	Remand Support	RS	0	▼	-100.0%	-2	
		Total		635	▼	-11.6%	-83
Juvenile	Custody Visitation	CV	207	▼	-1.4%	-3	
	Misdemeanor	DM	43	↔		-	
	Traffic	T	20	▼	-20.0%	-5	
	Terminate Parental Rights	TP	18	▲	+12.5%	+2	
	Truancy	TR	18	▼	-10.0%	-2	
	Abuse and Neglect	AN	14	▼	-12.5%	-2	
	Status	ST	14	▲	+250.0%	+10	
	Motion - Protective Order	MP	13	▲	+333.3%	+10	
	Permanency Planning	PH	12	▼	-60.0%	-18	
	Felony	DF	9	▲	+80.0%	+4	
	Foster Care Review	FC	8	▼	-33.3%	-4	
	Child In Need of Services	CS	7	▲	+133.3%	+4	
	Entrustment	ET	6	▼	-25.0%	-2	
	Initial Foster Care	IF	6	▲	+20.0%	+1	
	Paternity	PT	5	▲	+400.0%	+4	
	Child at Risk	RI	4	▲	+300.0%	+3	
	Civil Violation	CI	3	▲	+200.0%	+2	
	Special Immigrant Juvenile Status	SI	3	▲	-	+3	
	Voluntary Continuing Services and Support Agree	VA	2	▲	-	+2	
	Mental Commitment	MC	1	▲	-	+1	
	Other	OT	1	▲	-	+1	
	Relief of Custody	CR	1	▼	-66.7%	-2	
	Restricted Operators License	RL	1	▼	-66.7%	-2	
	Temporary Detention Order	TD	1	▼	-66.7%	-2	
	Emergency Custody Order	EC	0	▼	-100.0%	-1	
	Non-Family Abuse Protective Order	AP	0	▼	-100.0%	-1	
	Qualified Residential Treatment	QR	0	▼	-100.0%	-1	
	Remand Custody	RC	0	▼	-100.0%	-3	
	Remand Visitation	RV	0	▼	-100.0%	-3	
		Total		417	▼	-1.0%	-4
	GRAND TOTAL			1,052	▼	-7.6%	-87

* Compared to same time period as previous year

** Case Type Categories are defined in the 2017 Virginia Judicial Workload Assessment

The data reported reflect the case management system. The case types reported may not necessitate judicial involvement.

Dispositions by Major Case Category**

Category	Summary	Change	% Change	Absolute Change
Adult Criminal	395	▲	-11.6%	-52
Child Dependency	71	▲	-22.8%	-21
Child in Need of Services/Supervision	25	▲	+8.7%	+2
Custody and Visitation	212	▲	+0.5%	+1
Delinquency	52	▲	+8.3%	+4
Juvenile Miscellaneous	14	▲	+250.0%	+10
New to Workload Study	6	▲	+500.0%	+5
Other	68	▲	-44.7%	-55
Protective Orders	54	▲	+14.9%	+7
Support	134	▲	+16.5%	+19
Traffic	21	▼	-25.0%	-7
GRAND TOTAL	1,052	▼	-7.6%	-87

* Compared to same time period as previous year

** Case Type Categories are defined in the 2017 Virginia Judicial Workload Assessment

The data reported reflect the case management system. The case types reported may not necessitate judicial involvement.

2024 Overall GRAND TOTAL		Distribution of Caseload		Change*		Percentage (%) of Caseload			
1,681 	+76 4.7%	Adult	876	52%	0.1% ▲	+1	Adult	54.5%	52.1%
		Juvenile	805	48%	10.3% ▲	+75	Juvenile	45.5%	47.9%
		GRAND TOTAL	1,681	100%	4.7% ▲	+76	GRAND TOTAL	100%	100%

Dispositions by Division & Code

Division	Case Type Description	Code	Summary	Change	% Change	Absolute Change	
Adult	Misdemeanor	CM	202	↔		-	
	Other	OT	169	▲	+7.6%	+12	
	Show Cause	SC	145	▲	+15.1%	+19	
	Civil Support	VS	137	▼	-16.5%	-27	
	Felony	CF	92	▲	+8.2%	+7	
	Family Abuse - Protective Order	FP	62	▲	+6.9%	+4	
	Capias	CA	31	▼	-29.5%	-13	
	Motion - Protective Order	MP	12	▲	+71.4%	+5	
	Violation of Protective Order	PV	12	▲	+20.0%	+2	
	Remand Support	RS	8	▼	-46.7%	-7	
	Non-Family Abuse Protective Order	AP	2	▼	-66.7%	-4	
	Restricted License for Non-Support	SL	2	▲	+100.0%	+1	
	Protective Order	PC	1	▲	-	+1	
	Violation Family Abuse Protective Order	PS	1	▲	-	+1	
	Total		876	▲	0.1%	+1	
Juvenile	Custody Visitation	CV	426	▲	+0.9%	+4	
	Abuse and Neglect	AN	73	▲	+305.6%	+55	
	Status	ST	55	▲	+44.7%	+17	
	Traffic	T	42	▲	+31.3%	+10	
	Misdemeanor	DM	36	▲	+5.9%	+2	
	Felony	DF	26	▲	+333.3%	+20	
	Truancy	TR	23	▼	-23.3%	-7	
	Initial Foster Care	IF	19	▲	+1,800.0%	+18	
	Foster Care Review	FC	15	▲	+114.3%	+8	
	Child In Need of Services	CS	14	▲	+55.6%	+5	
	Motion - Protective Order	MP	14	▼	-30.0%	-6	
	Remand Custody	RC	12	▼	-53.8%	-14	
	Non-Family Abuse Protective Order	AP	9	▼	-18.2%	-2	
	Paternity	PT	7	▲	+16.7%	+1	
	Permanency Planning	PH	7	▼	-68.2%	-15	
	Temporary Detention Order	TD	6	▼	-14.3%	-1	
	Emergency Custody Order	EC	4	↔		-	
	Other	OT	4	▼	-69.2%	-9	
	Relief of Custody	CR	3	▲	+200.0%	+2	
	Show Cause	SC	3	▼	-57.1%	-4	
	Civil Violation	CI	2	▲	-	+2	
	Emancipation	EP	2	▲	-	+2	
	Remand Visitation	RV	2	▲	-	+2	
	Voluntary Continuing Services and Support Agreem	VA	1	↔		-	
	Family Abuse - Protective Order	FP	0	▼	-100.0%	-4	
	Juvenile Support	JS	0	▼	-100.0%	-1	
	Qualified Residential Treatment	QR	0	▼	-100.0%	-1	
	Terminate Parental Rights	TP	0	▼	-100.0%	-9	
		Total		805	▲	10.3%	+75
	GRAND TOTAL			1,681	▲	4.7%	+76

* Compared to same time period as previous year

** Case Type Categories are defined in the 2017 Virginia Judicial Workload Assessment

The data reported reflect the case management system. The case types reported may not necessitate judicial involvement.

Dispositions by Major Case Category**

Category	Summary	Change	% Change	Absolute Change
Adult Criminal	427	▲	+2.2%	+9
Child Dependency	118	▲	+96.7%	+58
Child in Need of Services/Supervision	38	▼	-7.3%	-3
Custody and Visitation	433	▲	+1.2%	+5
Delinquency	64	▲	+42.2%	+19
Juvenile Miscellaneous	57	▲	+50.0%	+19
New to Workload Study	2	▲	-	+2
Other	205	▲	-7.7%	-17
Protective Orders	99	▼	-6.6%	-7
Support	196	▼	-8.8%	-19
Traffic	42	▲	+31.3%	+10
GRAND TOTAL	1,681	▲	4.7%	+76

* Compared to same time period as previous year

** Case Type Categories are defined in the 2017 Virginia Judicial Workload Assessment

The data reported reflect the case management system. The case types reported may not necessitate judicial involvement.

2024 Overall GRAND TOTAL		Distribution of Caseload			Change*		Percentage (%) of Caseload			
4,301 2024 2023	-452	Adult	1,928	45%	-10.6%	▼	-229	Adult	45.4%	44.8%
	-9.5%	Juvenile	2,373	55%	-8.6%	▼	-223	Juvenile	54.6%	55.2%
		GRAND TOTAL	4,301	100%	-9.5%	▼	-452	GRAND TOTAL	100%	100%

Dispositions by Division & Code

Division	Case Type Description	Code	Summary	Change	% Change	Absolute Change	
Adult	Show Cause	SC	408	▲	+21.4%	+72	
	Misdemeanor	CM	345	▼	-18.8%	-80	
	Civil Support	VS	338	▼	-15.5%	-62	
	Other	OT	263	▲	-8.4%	-24	
	Family Abuse - Protective Order	FP	177	▼	-11.1%	-22	
	Capias	CA	147	▲	+7.3%	+10	
	Felony	CF	127	▼	-17.5%	-27	
	Remand Support	RS	60	▼	-61.5%	-96	
	Motion - Protective Order	MP	33	▼	-8.3%	-3	
	Non-Family Abuse Protective Order	AP	25	▲	+108.3%	+13	
	Violation of Protective Order	PV	3	▼	-66.7%	-6	
	Restricted License for Non-Support	SL	2	▼	-66.7%	-4	
	Total			1,928	▼	-10.6%	-229
Juvenile	Custody Visitation	CV	1,291	▲	+12.5%	+143	
	Misdemeanor	DM	207	▲	+1.0%	+2	
	Traffic	T	119	▼	-15.6%	-22	
	Abuse and Neglect	AN	110	▲	+26.4%	+23	
	Remand Custody	RC	92	▼	-60.7%	-142	
	Foster Care Review	FC	90	▼	-26.8%	-33	
	Remand Visitation	RV	88	▼	-62.6%	-147	
	Truancy	TR	55	▲	+66.7%	+22	
	Felony	DF	42	▼	-27.6%	-16	
	Permanency Planning	PH	35	▼	-20.5%	-9	
	Temporary Detention Order	TD	33	▲	+13.8%	+4	
	Emergency Custody Order	EC	31	▼	-13.9%	-5	
	Motion - Protective Order	MP	29	▼	-38.3%	-18	
	Initial Foster Care	IF	23	▼	-14.8%	-4	
	Child In Need of Services	CS	22	▼	-18.5%	-5	
	Terminate Parental Rights	TP	20	▼	-44.4%	-16	
	Paternity	PT	18	▲	+5.9%	+1	
	Voluntary Continuing Services and Support Agree	VA	18	▲	+50.0%	+6	
	Status	ST	12	▼	-7.7%	-1	
	Non-Family Abuse Protective Order	AP	10	▼	-37.5%	-6	
	Civil Violation	CI	6	↔		-	
	Show Cause	SC	6	▲	+20.0%	+1	
	Family Abuse - Protective Order	FP	4	▲	-	+4	
	Special Immigrant Juvenile Status	SI	4	▼	-33.3%	-2	
	Other	OT	2	▲	-33.3%	-1	
	Relief of Custody	CR	2	↔		-	
	Restoration of Parental Rights	RR	2	▲	-	+2	
	Capias	CA	1	↔		-	
	Emancipation	EP	1	↔		-	
	Qualified Residential Treatment	QR	0	▼	-100.0%	-4	
	Total			2,373	▼	-8.6%	-223
	GRAND TOTAL			4,301	▼	-9.5%	-452

* Compared to same time period as previous year

** Case Type Categories are defined in the 2017 Virginia Judicial Workload Assessment

The data reported reflect the case management system. The case types reported may not necessitate judicial involvement.

Dispositions by Major Case Category**

Category	Summary	Change	% Change	Absolute Change
Adult Criminal	798	▼	-13.5%	-125
Child Dependency	298	▼	-11.0%	-37
Child in Need of Services/Supervision	77	▲	+28.3%	+17
Custody and Visitation	1,309	▲	+12.4%	+144
Delinquency	256	▼	-4.8%	-13
Juvenile Miscellaneous	14	▲		0
New to Workload Study	10	▼	-16.7%	-2
Other	570	▲	-41.8%	-410
Protective Orders	278	▲	-10.3%	-32
Support	572	▼	+5.1%	+28
Traffic	119	▼	-15.6%	-22
GRAND TOTAL	4,301	▼	-9.5%	-452

* Compared to same time period as previous year

** Case Type Categories are defined in the 2017 Virginia Judicial Workload Assessment

The data reported reflect the case management system. The case types reported may not necessitate judicial involvement.

2024 Overall GRAND TOTAL		Distribution of Caseload		Change*		Percentage (%) of Caseload		
233 +13 5.9% 	Adult	113	48%	36.1% ▲	+30	Adult	2023: 37.7%	2024: 48.5%
	Juvenile	120	52%	-12.4% ▼	-17	Juvenile	2023: 62.3%	2024: 51.5%
GRAND TOTAL		233	100%	5.9% ▲	+13	GRAND TOTAL	100%	100%

Dispositions by Division & Code

Division	Case Type Description	Code	Summary	Change	% Change	Absolute Change
Adult	Felony	CF	24	▲	+200.0%	+16
	Misdemeanor	CM	24	▼	-20.0%	-6
	Civil Support	VS	22	▲	+29.4%	+5
	Other	OT	17	▲	+70.0%	+7
	Show Cause	SC	10	▲	+66.7%	+4
	Family Abuse - Protective Order	FP	9	▲	+125.0%	+5
	Capias	CA	3	▲	+50.0%	+1
	Motion - Protective Order	MP	2	▲	+100.0%	+1
	Remand Support	RS	2	▼	-50.0%	-2
	Violation Family Abuse Protective Order	PS	0	▼	-100.0%	-1
Total			113	▲	36.1%	+30
Juvenile	Custody Visitation	CV	77	▲	+13.2%	+9
	Traffic	T	17	▼	-39.3%	-11
	Misdemeanor	DM	8	↔	-	-
	Abuse and Neglect	AN	7	▲	+133.3%	+4
	Civil Violation	CI	4	▲	+300.0%	+3
	Child In Need of Services	CS	3	▲	-	+3
	Emergency Custody Order	EC	1	▼	-50.0%	-1
	Felony	DF	1	↔	-	-
	Motion - Protective Order	MP	1	▲	-	+1
	Other	OT	1	▲	-	+1
	Non-Family Abuse Protective Order	AP	0	▼	-100.0%	-5
	Paternity	PT	0	▼	-100.0%	-1
	Remand Custody	RC	0	▼	-100.0%	-10
	Remand Visitation	RV	0	▼	-100.0%	-4
	Status	ST	0	▼	-100.0%	-4
Truancy	TR	0	▼	-100.0%	-2	
Total			120	▼	-12.4%	-17
GRAND TOTAL			233	▲	5.9%	+13

Dispositions by Major Case Category**

Category	Summary	Change	% Change	Absolute Change	
Adult Criminal	55	▲	+31.0%	+13	
Child Dependency	7	▲	+133.3%	+4	
Child in Need of Services/Supervision	3	▲	+50.0%	+1	
Custody and Visitation	77	▼	+11.6%	+8	
Delinquency	9	↔	-	0	
Juvenile Miscellaneous	0	▼	-100.0%	-4	
New to Workload Study	4	▲	+300.0%	+3	
Other	21	▲	-30.0%	-9	
Protective Orders	12	▲	+20.0%	+2	
Support	28	▲	+27.3%	+6	
Traffic	17	▼	-39.3%	-11	
GRAND TOTAL		233	▲	5.9%	+13

* Compared to same time period as previous year
 ** Case Type Categories are defined in the 2017 Virginia Judicial Workload Assessment
 The data reported reflect the case management system. The case types reported may not necessitate judicial involvement.

* Compared to same time period as previous year

** Case Type Categories are defined in the 2017 Virginia Judicial Workload Assessment

The data reported reflect the case management system. The case types reported may not necessitate judicial involvement.

2024 Overall GRAND TOTAL		Distribution of Caseload			Change*		Percentage (%) of Caseload			
1,326 +17 1.3% 	2024 2023	Adult	652	49%	-3.6%	▼	-24	Adult	2023	2024
		Juvenile	674	51%	6.5%	▲	+41	Juvenile	51.6%	49.2%
GRAND TOTAL		1,326	100%	1.3%	▲	+17	GRAND TOTAL	100%	100%	

Dispositions by Division & Code

Division	Case Type Description	Code	Summary	Change	% Change	Absolute Change
Adult	Misdemeanor	CM	180	▲	+28.6%	+40
	Other	OT	130	▼	-0.8%	-1
	Civil Support	VS	127	▼	-9.3%	-13
	Show Cause	SC	64	▼	-33.3%	-32
	Family Abuse - Protective Order	FP	43	▼	-12.2%	-6
	Felony	CF	35	▼	-35.2%	-19
	Remand Support	RS	32	▲	+100.0%	+16
	Motion - Protective Order	MP	17	▼	-15.0%	-3
	Non-Family Abuse Protective Order	AP	12	▲	+50.0%	+4
	Capias	CA	11	▼	-45.0%	-9
	Protective Order	PC	1	▲	-	+1
	Criminal Support	CS	0	▼	-100.0%	-2
	Total			652	▼	-3.6%
Juvenile	Custody Visitation	CV	283	▼	-6.6%	-20
	Traffic	T	82	▼	-15.5%	-15
	Remand Custody	RC	69	▲	+165.4%	+43
	Misdemeanor	DM	61	▼	-25.6%	-21
	Remand Visitation	RV	58	▲	+222.2%	+40
	Abuse and Neglect	AN	21	▲	+23.5%	+4
	Felony	DF	16	▼	-33.3%	-8
	Civil Violation	CI	15	▼	-21.1%	-4
	Child In Need of Services	CS	14	▲	+100.0%	+7
	Emergency Custody Order	EC	8	▲	+300.0%	+6
	Permanency Planning	PH	8	▲	+33.3%	+2
	Motion - Protective Order	MP	6	▲	+200.0%	+4
	Truancy	TR	6	▲	+100.0%	+3
	Status	ST	4	▲	+33.3%	+1
	Temporary Detention Order	TD	4	▲	+300.0%	+3
	Family Abuse - Protective Order	FP	3	▲	+200.0%	+2
	Foster Care Review	FC	3	▼	-40.0%	-2
	Initial Foster Care	IF	2	▲	+100.0%	+1
	Mental Commitment	MC	2	↔	-	-
	Non-Family Abuse Protective Order	AP	2	▼	-33.3%	-1
	Restoration of Parental Rights	RR	2	▲	-	+2
	Voluntary Continuing Services and Support Agreem	VA	2	▲	-	+2
	Relief of Custody	CR	1	▲	-	+1
	Show Cause	SC	1	▼	-83.3%	-5
	Terminate Parental Rights	TP	1	↔	-	-
	Paternity	PT	0	▼	-100.0%	-3
	Special Immigrant Juvenile Status	SI	0	▼	-100.0%	-1
	Total			674	▲	6.5%
GRAND TOTAL			1,326	▲	1.3%	+17

Dispositions by Major Case Category**

Category	Summary	Change	% Change	Absolute Change
Adult Criminal	253	▲	+1.6%	+4
Child Dependency	38	▲	+26.7%	+8

* Compared to same time period as previous year
 ** Case Type Categories are defined in the 2017 Virginia Judicial Workload Assessment
 The data reported reflect the case management system. The case types reported may not necessitate judicial involvement.

CPSS - JCMS CASELOAD STATISTICS OF THE JUVENILE & DOMESTIC RELATIONS DISTRICT COURTS
 January 2024 thru December 2024 Dispositions (Compared to January 2023 thru December 2023)

Child in Need of Services/Supervision	20	▲	+100.0%	+10
Custody and Visitation	283	▼	-7.5%	-23
Delinquency	78	▼	-30.4%	-34
Juvenile Miscellaneous	4	▲	+33.3%	+1
New to Workload Study	15	▼	-25.0%	-5
Other	305	▲	+55.6%	+109
Protective Orders	83	▲		0
Support	165	▼	-18.7%	-38
Traffic	82	▼	-15.5%	-15
GRAND TOTAL	1,326	▲	1.3%	+17

* Compared to same time period as previous year

** Case Type Categories are defined in the 2017 Virginia Judicial Workload Assessment

The data reported reflect the case management system. The case types reported may not necessitate judicial involvement.

2024 Overall GRAND TOTAL		Distribution of Caseload		Change*		Percentage (%) of Caseload			
509 	+46 9.9%	Adult	265	52%	12.8% ▲	+30	Adult	50.8%	52.1%
		Juvenile	244	48%	7.0% ▲	+16	Juvenile	49.2%	47.9%
		GRAND TOTAL	509	100%	9.9% ▲	+46	GRAND TOTAL	100%	100%

Dispositions by Division & Code

Division	Case Type Description	Code	Summary	Change	% Change	Absolute Change
Adult	Civil Support	VS	59	▲	+68.6%	+24
	Misdemeanor	CM	59	▼	-6.3%	-4
	Other	OT	51	▼	-21.5%	-14
	Show Cause	SC	41	▲	+215.4%	+28
	Family Abuse - Protective Order	FP	25	▲	+13.6%	+3
	Felony	CF	18	▼	-25.0%	-6
	Capias	CA	5	▲	+25.0%	+1
	Motion - Protective Order	MP	4	↔		-
	Remand Support	RS	3	▲	+50.0%	+1
	Non-Family Abuse Protective Order	AP	0	▼	-100.0%	-3
	Total		265	▲	12.8%	+30
Juvenile	Custody Visitation	CV	118	▼	-3.3%	-4
	Permanency Planning	PH	18	▲	+260.0%	+13
	Truancy	TR	17	▲	+88.9%	+8
	Abuse and Neglect	AN	14	▼	-6.7%	-1
	Misdemeanor	DM	13	▼	-50.0%	-13
	Foster Care Review	FC	9	▼	-10.0%	-1
	Initial Foster Care	IF	9	▼	-10.0%	-1
	Motion - Protective Order	MP	8	▲	+300.0%	+6
	Remand Custody	RC	7	▲	+250.0%	+5
	Child In Need of Services	CS	6	▲	+500.0%	+5
	Traffic	T	4	▼	-33.3%	-2
	Civil Violation	CI	3	▼	-57.1%	-4
	Remand Visitation	RV	3	▲	+200.0%	+2
	Status	ST	3	▲		-
	Felony	DF	2	▼	-50.0%	-2
	Non-Family Abuse Protective Order	AP	2	▲	-	+2
	Temporary Detention Order	TD	2	▲	-	+2
	Child at Risk	RI	1	▲	-	+1
	Emancipation	EP	1	▲	-	+1
	Emergency Custody Order	EC	1	▲	-	+1
	Other	OT	1	↔		-
	Show Cause	SC	1	▲	-	+1
	Voluntary Continuing Services and Support Agreen	VA	1	▼	-50.0%	-1
	Paternity	PT	0	▼	-100.0%	-2
	Total		244	▲	7.0%	+16
	GRAND TOTAL		509	▲	9.9%	+46

Dispositions by Major Case Category**

Category	Summary	Change	% Change	Absolute Change
Adult Criminal	95	▲	+1.1%	+1
Child Dependency	52	▲	+23.8%	+10
Child in Need of Services/Supervision	24	▲	+140.0%	+14
Custody and Visitation	118	▼	-4.8%	-6
Delinquency	15	▼	-50.0%	-15
Juvenile Miscellaneous	4	▲	+33.3%	+1

* Compared to same time period as previous year
 ** Case Type Categories are defined in the 2017 Virginia Judicial Workload Assessment
 The data reported reflect the case management system. The case types reported may not necessitate judicial involvement.

CPSS - JCMS CASELOAD STATISTICS OF THE JUVENILE & DOMESTIC RELATIONS DISTRICT COURTS
 January 2024 thru December 2024 Dispositions (Compared to January 2023 thru December 2023)

Buena Vista

District: 25 FIPS: 530

New to Workload Study	3	▼	-57.1%	-4
Other	68	▲	-4.2%	-3
Protective Orders	39	▲	+25.8%	+8
Support	87	▲	+93.3%	+42
Traffic	4	▼	-33.3%	-2
GRAND TOTAL	509	▲	9.9%	+46

* Compared to same time period as previous year

** Case Type Categories are defined in the 2017 Virginia Judicial Workload Assessment

The data reported reflect the case management system. The case types reported may not necessitate judicial involvement.

2024 Overall GRAND TOTAL		Distribution of Caseload		Change*		Percentage (%) of Caseload					
2024 2023	245	-32	-11.6%	Adult	140	57%	20.7% ▲	+24	Adult	41.9%	57.1%
				Juvenile	105	43%	-34.8% ▼	-56	Juvenile	58.1%	42.9%
				GRAND TOTAL	245	100%	-11.6% ▼	-32	GRAND TOTAL	100%	100%

Dispositions by Division & Code

Division	Case Type Description	Code	Summary	Change	% Change	Absolute Change
Adult	Misdemeanor	CM	33	▲	+43.5%	+10
	Civil Support	VS	31	▲	+34.8%	+8
	Show Cause	SC	22	▲	+22.2%	+4
	Other	OT	19	▲	-32.1%	-9
	Felony	CF	15	▲	+650.0%	+13
	Family Abuse - Protective Order	FP	7	▼	-30.0%	-3
	Motion - Protective Order	MP	6	▲	+20.0%	+1
	Non-Family Abuse Protective Order	AP	4	▲	+100.0%	+2
	Remand Support	RS	2	▲	+100.0%	+1
	Violation Family Abuse Protective Order	PS	1	▲	-	+1
	Capias	CA	0	▼	-100.0%	-4
	Total		140	▲	20.7%	+24
Juvenile	Custody Visitation	CV	30	▼	-71.2%	-74
	Traffic	T	12	▲	+100.0%	+6
	Remand Custody	RC	9	▲	+800.0%	+8
	Foster Care Review	FC	8	▲	+60.0%	+3
	Misdemeanor	DM	8	▲	+33.3%	+2
	Abuse and Neglect	AN	7	▲	+250.0%	+5
	Initial Foster Care	IF	7	▲	+600.0%	+6
	Remand Visitation	RV	7	▲	+600.0%	+6
	Permanency Planning	PH	4	▼	-20.0%	-1
	Truancy	TR	3	▼	-25.0%	-1
	Motion - Protective Order	MP	2	▼	-33.3%	-1
	Temporary Detention Order	TD	2	▲	-	+2
	Felony	DF	1	▼	-66.7%	-2
	Non-Family Abuse Protective Order	AP	1	▲	-	+1
	Show Cause	SC	1	▼	-50.0%	-1
	Status	ST	1	▲	-	+1
	Terminate Parental Rights	TP	1	▼	-92.3%	-12
	Voluntary Continuing Services and Support Agreem	VA	1	↔	-	-
	Child In Need of Services	CS	0	▼	-100.0%	-2
	Entrustment	ET	0	▼	-100.0%	-1
Qualified Residential Treatment	QR	0	▼	-100.0%	-1	
	Total		105	▼	-34.8%	-56
GRAND TOTAL			245	▼	-11.6%	-32

Dispositions by Major Case Category**

Category	Summary	Change	% Change	Absolute Change
Adult Criminal	61	▲	+38.6%	+17
Child Dependency	28	▲	-3.4%	-1
Child in Need of Services/Supervision	3	▼	-50.0%	-3
Custody and Visitation	30	▼	-71.2%	-74
Delinquency	10	▼	-9.1%	-1
Juvenile Miscellaneous	1	▲	-	+1
Other	39	▲	+25.8%	+8
Protective Orders	20	▲	-	0

* Compared to same time period as previous year
 ** Case Type Categories are defined in the 2017 Virginia Judicial Workload Assessment
 The data reported reflect the case management system. The case types reported may not necessitate judicial involvement.

CPSS - JCMS CASELOAD STATISTICS OF THE JUVENILE & DOMESTIC RELATIONS DISTRICT COURTS
 January 2024 thru December 2024 Dispositions (Compared to January 2023 thru December 2023)

Craig

District: 25 FIPS: 045

Support	41	▲	+57.7%	+15
Traffic	12	▲	+100.0%	+6
GRAND TOTAL	245	▼	-11.6%	-32

* Compared to same time period as previous year
 ** Case Type Categories are defined in the 2017 Virginia Judicial Workload Assessment
 The data reported reflect the case management system. The case types reported may not necessitate judicial involvement.

2024 Overall GRAND TOTAL		Distribution of Caseload		Change*		Percentage (%) of Caseload		
90	-11 -10.9%	Adult	42 47%	-20.8% ▼	-11	Adult	2023 52.5%	2024 46.7%
2024		Juvenile	48 53%	0.0%	0	Juvenile	47.5%	53.3%
2023		GRAND TOTAL	90 100%	-10.9% ▼	-11	GRAND TOTAL	100%	100%

Dispositions by Division & Code

Division	Case Type Description	Code	Summary	Change	% Change	Absolute Change
Adult	Misdemeanor	CM	13	▼	-50.0%	-13
	Felony	CF	9	▲	+200.0%	+6
	Non-Family Abuse Protective Order	AP	5	▲	+400.0%	+4
	Other	OT	4	▲	-42.9%	-3
	Show Cause	SC	4	▲	+100.0%	+2
	Capias	CA	2	▼	-50.0%	-2
	Civil Support	VS	2	▼	-60.0%	-3
	Remand Support	RS	2	▲	-	+2
	Family Abuse - Protective Order	FP	1	▼	-80.0%	-4
	Total		42	▼	-20.8%	-11
Juvenile	Custody Visitation	CV	17	▼	-41.4%	-12
	Traffic	T	14	▲	+250.0%	+10
	Misdemeanor	DM	4	▼	-50.0%	-4
	Remand Custody	RC	4	▲	-	+4
	Remand Visitation	RV	4	▲	-	+4
	Paternity	PT	3	▲	-	+3
	Abuse and Neglect	AN	2	▼	-60.0%	-3
	Foster Care Review	FC	0	▼	-100.0%	-1
	Initial Foster Care	IF	0	▼	-100.0%	-1
	Total		48		0.0%	0
GRAND TOTAL			90	▼	-10.9%	-11

Dispositions by Major Case Category**

Category	Summary	Change	% Change	Absolute Change		
Adult Criminal	24	▲	-27.3%	-9		
Child Dependency	2	▼	-71.4%	-5		
Custody and Visitation	20	▲	-31.0%	-9		
Delinquency	4	▼	-50.0%	-4		
Other	14	▲	+100.0%	+7		
Protective Orders	6	▲	-	0		
Support	6	▲	-14.3%	-1		
Traffic	14	▲	+250.0%	+10		
GRAND TOTAL			90	▼	-10.9%	-11

* Compared to same time period as previous year

** Case Type Categories are defined in the 2017 Virginia Judicial Workload Assessment

The data reported reflect the case management system. The case types reported may not necessitate judicial involvement.

2024 Overall GRAND TOTAL		Distribution of Caseload			Change*		Percentage (%) of Caseload		
1,440 +143 11.0% 	2024 2023	Adult	789	55%	21.8% ▲	+141	Adult	50.0%	54.8%
		Juvenile	651	45%	0.3% ▲	+2	Juvenile	50.0%	45.2%
GRAND TOTAL		1,440	100%	11.0% ▲	+143	GRAND TOTAL	100%	100%	

Dispositions by Division & Code

Division	Case Type Description	Code	Summary	Change	% Change	Absolute Change	
Adult	Misdemeanor	CM	175	▲	+19.9%	+29	
	Civil Support	VS	149	▲	+26.3%	+31	
	Other	OT	126	▲	-0.8%	-1	
	Felony	CF	122	▲	+121.8%	+67	
	Show Cause	SC	95	▲	+13.1%	+11	
	Family Abuse - Protective Order	FP	62	↔		-	
	Capias	CA	21	▼	-27.6%	-8	
	Motion - Protective Order	MP	14	▲	+27.3%	+3	
	Non-Family Abuse Protective Order	AP	13	▲	+225.0%	+9	
	Remand Support	RS	5	▼	-37.5%	-3	
	Violation of Protective Order	PV	5	▲	+66.7%	+2	
	Violation Family Abuse Protective Order	PS	2	▲	+100.0%	+1	
	Total			789	▲	21.8%	+141
Juvenile	Custody Visitation	CV	362	▼	-3.7%	-14	
	Misdemeanor	DM	75	▲	+33.9%	+19	
	Traffic	T	41	▲	+64.0%	+16	
	Truancy	TR	31	▲	+19.2%	+5	
	Abuse and Neglect	AN	21	▼	-30.0%	-9	
	Motion - Protective Order	MP	15	▲	+50.0%	+5	
	Felony	DF	14	▼	-44.0%	-11	
	Permanency Planning	PH	14	▲	+16.7%	+2	
	Show Cause	SC	12	▲	+100.0%	+6	
	Paternity	PT	10	▼	-16.7%	-2	
	Status	ST	10	▲	+66.7%	+4	
	Foster Care Review	FC	7	▲	+16.7%	+1	
	Initial Foster Care	IF	7	▼	-12.5%	-1	
	Child In Need of Services	CS	6	▲	+50.0%	+2	
	Non-Family Abuse Protective Order	AP	5	▼	-44.4%	-4	
	Civil Violation	CI	4	▼	-33.3%	-2	
	Emergency Custody Order	EC	3	▲	-	+3	
	Relief of Custody	CR	3	▼	-62.5%	-5	
	Remand Custody	RC	3	▼	-57.1%	-4	
	Temporary Detention Order	TD	3	▼	-25.0%	-1	
	Family Abuse - Protective Order	FP	2	▲	-	+2	
	Remand Visitation	RV	2	▼	-71.4%	-5	
	Other	OT	1	▲	-	+1	
	Child at Risk	RI	0	▼	-100.0%	-1	
	Emancipation	EP	0	▼	-100.0%	-1	
	Qualified Residential Treatment	QR	0	▼	-100.0%	-2	
	Special Immigrant Juvenile Status	SI	0	▼	-100.0%	-1	
	Voluntary Continuing Services and Support Agreem	VA	0	▼	-100.0%	-1	
	Total			651	▲	0.3%	+2
	GRAND TOTAL			1,440	▲	11.0%	+143

* Compared to same time period as previous year

** Case Type Categories are defined in the 2017 Virginia Judicial Workload Assessment

The data reported reflect the case management system. The case types reported may not necessitate judicial involvement.

Dispositions by Major Case Category**

Category	Summary	Change	% Change	Absolute Change
Adult Criminal	379	▲	+32.5%	+93
Child Dependency	52	▼	-23.5%	-16
Child in Need of Services/Supervision	38	▲	+26.7%	+8
Custody and Visitation	372	▼	-4.1%	-16
Delinquency	100	▲	+14.9%	+13
Juvenile Miscellaneous	10	▼	+42.9%	+3
New to Workload Study	4	▼	-42.9%	-3
Other	143	▲	-6.5%	-10
Protective Orders	111	▲	+15.6%	+15
Support	190	▲	+26.7%	+40
Traffic	41	▲	+64.0%	+16
GRAND TOTAL	1,440	▲	11.0%	+143

* Compared to same time period as previous year

** Case Type Categories are defined in the 2017 Virginia Judicial Workload Assessment

The data reported reflect the case management system. The case types reported may not necessitate judicial involvement.

2024 Overall GRAND TOTAL		Distribution of Caseload			Change*		Percentage (%) of Caseload		
2,077	-81 -3.8%	Adult	1,184	57%	0.2% ▲	+2	Adult	54.8%	57.0%
2024		Juvenile	893	43%	-8.5% ▼	-83	Juvenile	45.2%	43.0%
2023		GRAND TOTAL	2,077	100%	-3.8% ▼	-81	GRAND TOTAL	100%	100%

Dispositions by Division & Code

Division	Case Type Description	Code	Summary	Change	% Change	Absolute Change
Adult	Show Cause	SC	258	▲	+81.7%	+116
	Misdemeanor	CM	236	▼	-12.3%	-33
	Felony	CF	190	▼	-21.5%	-52
	Civil Support	VS	152	▼	-3.2%	-5
	Other	OT	115	▼	-25.3%	-39
	Capias	CA	95	▲	+21.8%	+17
	Family Abuse - Protective Order	FP	93	▼	-3.1%	-3
	Remand Support	RS	17	▲	+13.3%	+2
	Motion - Protective Order	MP	11	▼	-47.6%	-10
	Violation of Protective Order	PV	9	▲	+200.0%	+6
	Non-Family Abuse Protective Order	AP	4	▲	+100.0%	+2
	Restricted License for Non-Support	SL	4	▲	+100.0%	+2
	Criminal Support	CS	0	▼	-100.0%	-1
	Total		1,184	▲	0.2%	+2
Juvenile	Custody Visitation	CV	411	▼	-19.7%	-101
	Abuse and Neglect	AN	83	▲	+97.6%	+41
	Misdemeanor	DM	67	▲	+17.5%	+10
	Foster Care Review	FC	52	▲	+18.2%	+8
	Mental Commitment	MC	48	▼	-30.4%	-21
	Traffic	T	36	▼	-36.8%	-21
	Initial Foster Care	IF	26	▲	+136.4%	+15
	Remand Custody	RC	24	▲	+26.3%	+5
	Remand Visitation	RV	22	▲	+29.4%	+5
	Permanency Planning	PH	21	▲	+23.5%	+4
	Felony	DF	14	▼	-58.8%	-20
	Motion - Protective Order	MP	14	▲	+27.3%	+3
	Temporary Detention Order	TD	13	▼	-18.8%	-3
	Paternity	PT	12	▲	+20.0%	+2
	Child In Need of Services	CS	11	▲	+83.3%	+5
	Terminate Parental Rights	TP	11	▼	-8.3%	-1
	Non-Family Abuse Protective Order	AP	7	↔		-
	Emergency Custody Order	EC	6	↔		-
	Truancy	TR	6	▼	-53.8%	-7
	Special Immigrant Juvenile Status	SI	4	▼	-20.0%	-1
	Show Cause	SC	2	▲	-	+2
	Status	ST	2	▼	-60.0%	-3
	Voluntary Continuing Services and Support Agree	VA	1	▼	-66.7%	-2
	Civil Violation	CI	0	▼	-100.0%	-3
		Total		893	▼	-8.5%
	GRAND TOTAL		2,077	▼	-3.8%	-81

Dispositions by Major Case Category**

Category	Summary	Change	% Change	Absolute Change
Adult Criminal	653	▲	-3.5%	-24
Child Dependency	194	▲	+50.4%	+65
Child in Need of Services/Supervision	17	▲	-10.5%	-2
Custody and Visitation	423	▲	-19.0%	-99

* Compared to same time period as previous year
 ** Case Type Categories are defined in the 2017 Virginia Judicial Workload Assessment
 The data reported reflect the case management system. The case types reported may not necessitate judicial involvement.

CPSS - JCMS CASELOAD STATISTICS OF THE JUVENILE & DOMESTIC RELATIONS DISTRICT COURTS
 January 2024 thru December 2024 Dispositions (Compared to January 2023 thru December 2023)

Staunton

District: 25 FIPS: 790

Delinquency	83	▲	-8.8%	-8
Juvenile Miscellaneous	2	▼	-60.0%	-3
New to Workload Study	4	▼	-50.0%	-4
Other	245	▼	-17.2%	-51
Protective Orders	129	▲	-5.8%	-8
Support	291	▲	+34.1%	+74
Traffic	36	▼	-36.8%	-21
GRAND TOTAL	2,077	▼	-3.8%	-81

* Compared to same time period as previous year

** Case Type Categories are defined in the 2017 Virginia Judicial Workload Assessment

The data reported reflect the case management system. The case types reported may not necessitate judicial involvement.

2024 Overall GRAND TOTAL		Distribution of Caseload		Change*		Percentage (%) of Caseload		
2,082	+61 3.0%	Adult	1,131 54%	11.4% ▲	+116	Adult	50.2%	54.3%
2024		Juvenile	951 46%	-5.5% ▼	-55	Juvenile	49.8%	45.7%
2023		GRAND TOTAL	2,082 100%	3.0% ▲	+61	GRAND TOTAL	100%	100%

Dispositions by Division & Code

Division	Case Type Description	Code	Summary	Change	% Change	Absolute Change
Adult	Show Cause	SC	255	▲	+32.1%	+62
	Civil Support	VS	247	▲	+17.1%	+36
	Misdemeanor	CM	153	▼	-19.9%	-38
	Other	OT	144	▼	-5.9%	-9
	Capias	CA	123	▲	+38.2%	+34
	Family Abuse - Protective Order	FP	82	▲	+15.5%	+11
	Felony	CF	76	▲	+20.6%	+13
	Remand Support	RS	20	▲	+66.7%	+8
	Motion - Protective Order	MP	13	▼	-51.9%	-14
	Non-Family Abuse Protective Order	AP	12	▲	+500.0%	+10
	Restricted License for Non-Support	SL	5	▲	+66.7%	+2
	Violation of Protective Order	PV	1	▲	-	+1
		Total		1,131	▲	11.4%
Juvenile	Custody Visitation	CV	469	▼	-14.6%	-80
	Misdemeanor	DM	92	▲	+35.3%	+24
	Foster Care Review	FC	63	▼	-1.6%	-1
	Felony	DF	56	▲	+133.3%	+32
	Permanency Planning	PH	35	▼	-10.3%	-4
	Remand Custody	RC	34	▲	+61.9%	+13
	Remand Visitation	RV	34	▲	+61.9%	+13
	Temporary Detention Order	TD	23	▲	+53.3%	+8
	Traffic	T	23	▲	+27.8%	+5
	Abuse and Neglect	AN	21	▼	-40.0%	-14
	Truancy	TR	21	▼	-19.2%	-5
	Initial Foster Care	IF	15	↔	-	-
	Terminate Parental Rights	TP	14	▼	-44.0%	-11
	Paternity	PT	12	▼	-14.3%	-2
	Child In Need of Services	CS	9	▼	-18.2%	-2
	Show Cause	SC	8	↔	+60.0%	+3
	Voluntary Continuing Services and Support Agree	VA	6	▲	+20.0%	+1
	Motion - Protective Order	MP	5	▼	-79.2%	-19
	Emergency Custody Order	EC	4	↔	-	-
	Non-Family Abuse Protective Order	AP	4	▼	-42.9%	-3
	Status	ST	3	▼	-	-
	Child at Risk	RI	0	▼	-100.0%	-11
	Other	OT	0	▼	-100.0%	-2
	Total		951	▼	-5.5%	-55
GRAND TOTAL			2,082	▲	3.0%	+61

Dispositions by Major Case Category**

Category	Summary	Change	% Change	Absolute Change
Adult Criminal	451	▲	-1.1%	-5
Child Dependency	154	▼	-20.6%	-40
Child in Need of Services/Supervision	30	▼	-21.1%	-8
Custody and Visitation	481	▼	-14.6%	-82
Delinquency	156	▲	+62.5%	+60
Juvenile Miscellaneous	3	▼	-	0

* Compared to same time period as previous year
 ** Case Type Categories are defined in the 2017 Virginia Judicial Workload Assessment
 The data reported reflect the case management system. The case types reported may not necessitate judicial involvement.

CPSS - JCMS CASELOAD STATISTICS OF THE JUVENILE & DOMESTIC RELATIONS DISTRICT COURTS
 January 2024 thru December 2024 Dispositions (Compared to January 2023 thru December 2023)

Waynesboro

District: 25 FIPS: 820

Other	259	▲	+13.6%	+31
Protective Orders	116	▲	-11.5%	-15
Support	409	▲	+39.1%	+115
Traffic	23	▲	+27.8%	+5
GRAND TOTAL	2,082	▲	3.0%	+61

* Compared to same time period as previous year

** Case Type Categories are defined in the 2017 Virginia Judicial Workload Assessment

The data reported reflect the case management system. The case types reported may not necessitate judicial involvement.

2024 Overall GRAND TOTAL		Distribution of Caseload		Change*		Percentage (%) of Caseload			
559 +102 22.3% 		Adult	223	40%	8.3% ▲	+17	Adult	45.1%	39.9%
		Juvenile	336	60%	33.9% ▲	+85	Juvenile	54.9%	60.1%
		GRAND TOTAL	559	100%	22.3% ▲	+102	GRAND TOTAL	100%	100%

Dispositions by Division & Code

Division	Case Type Description	Code	Summary	Change	% Change	Absolute Change	
Adult	Show Cause	SC	56	▲	+7.7%	+4	
	Civil Support	VS	43	▼	-14.0%	-7	
	Misdemeanor	CM	42	▲	+27.3%	+9	
	Other	OT	31	▼	-20.5%	-8	
	Capias	CA	16	▲	+77.8%	+7	
	Family Abuse - Protective Order	FP	12	↔		-	
	Remand Support	RS	9	▲	+125.0%	+5	
	Motion - Protective Order	MP	6	▲	+500.0%	+5	
	Felony	CF	5	↔		-	
	Violation of Protective Order	PV	2	▲	-	+2	
	Non-Family Abuse Protective Order	AP	1	↔		-	
		Total		223	▲	8.3%	+17
Juvenile	Custody Visitation	CV	158	▲	+14.5%	+20	
	Misdemeanor	DM	36	▲	+20.0%	+6	
	Traffic	T	21	▲	+200.0%	+14	
	Civil Violation	CI	15	▲	+50.0%	+5	
	Remand Custody	RC	14	▲	+100.0%	+7	
	Remand Visitation	RV	14	▲	+100.0%	+7	
	Abuse and Neglect	AN	10	▲	+11.1%	+1	
	Paternity	PT	9	↔		-	
	Permanency Planning	PH	8	▲	+166.7%	+5	
	Status	ST	8	▲	+60.0%	+3	
	Foster Care Review	FC	7	▲	+75.0%	+3	
	Emergency Custody Order	EC	5	↔		-	
	Motion - Protective Order	MP	5	▲	+150.0%	+3	
	Temporary Detention Order	TD	5	▲	+25.0%	+1	
	Show Cause	SC	4	▲	-	+4	
	Truancy	TR	4	▲	-	+4	
	Felony	DF	3	▲	+200.0%	+2	
	Initial Foster Care	IF	3	▲	+200.0%	+2	
	Special Immigrant Juvenile Status	SI	2	↔		-	
	Capias	CA	1	↔		-	
	Entrustment	ET	1	▲	-	+1	
	Mental Commitment	MC	1	▲	-	+1	
	Non-Family Abuse Protective Order	AP	1	▲	-	+1	
	Other	OT	1	▲	-	+1	
	Terminate Parental Rights	TP	0	▼	-100.0%	-6	
		Total		336	▲	33.9%	+85
	GRAND TOTAL			559	▲	22.3%	+102

Dispositions by Major Case Category**

Category	Summary	Change	% Change	Absolute Change
Adult Criminal	104	▲	+38.7%	+29
Child Dependency	29	▲	+26.1%	+6
Child in Need of Services/Supervision	4	▲	-	+4
Custody and Visitation	167	▲	+13.6%	+20
Delinquency	44	▲	+37.5%	+12

* Compared to same time period as previous year

** Case Type Categories are defined in the 2017 Virginia Judicial Workload Assessment

The data reported reflect the case management system. The case types reported may not necessitate judicial involvement.

CPSS - JCMS CASELOAD STATISTICS OF THE JUVENILE & DOMESTIC RELATIONS DISTRICT COURTS
 January 2024 thru December 2024 Dispositions (Compared to January 2023 thru December 2023)

Juvenile Miscellaneous	8	▲	+60.0%	+3
New to Workload Study	17	▲	+41.7%	+5
Other	80	▲	+21.2%	+14
Protective Orders	25	▲	+56.3%	+9
Support	60	▲	-18.9%	-14
Traffic	21	▲	+200.0%	+14
GRAND TOTAL	559	▲	22.3%	+102

* Compared to same time period as previous year

** Case Type Categories are defined in the 2017 Virginia Judicial Workload Assessment

The data reported reflect the case management system. The case types reported may not necessitate judicial involvement.

2024 Overall GRAND TOTAL		Distribution of Caseload			Change*		Percentage (%) of Caseload		
3,882 -35 -0.9% 	Adult Juvenile GRAND TOTAL	1,814	47%	5.5% ▲	+95	43.9%	46.7%		
		2,068	53%	-5.9% ▼	-130	56.1%	53.3%		
		3,882	100%	-0.9% ▼	-35	100%	100%		

Dispositions by Division & Code

Division	Case Type Description	Code	Summary	Change	% Change	Absolute Change	
Adult	Misdemeanor	CM	405	▲	+19.5%	+66	
	Show Cause	SC	383	▲	+6.1%	+22	
	Civil Support	VS	357	▼	-9.4%	-37	
	Other	OT	239	▲	+3.5%	+8	
	Capias	CA	143	▲	+50.5%	+48	
	Family Abuse - Protective Order	FP	131	▼	-5.1%	-7	
	Felony	CF	68	▲	+3.0%	+2	
	Remand Support	RS	48	▼	-11.1%	-6	
	Violation of Protective Order	PV	14	▼	-6.7%	-1	
	Motion - Protective Order	MP	12	▲	+9.1%	+1	
	Non-Family Abuse Protective Order	AP	8	▲	+33.3%	+2	
	Protective Order	PC	4	▼	-42.9%	-3	
	Restricted License for Non-Support	SL	1	▲	-	+1	
	Violation Family Abuse Protective Order	PS	1	↔	-	-	
Bond Forfeiture	BF	0	▼	-100.0%	-1		
	Total		1,814	▲	5.5%	+95	
Juvenile	Custody Visitation	CV	1,254	▼	-8.0%	-109	
	Misdemeanor	DM	196	▲	+16.0%	+27	
	Traffic	T	118	▲	+28.3%	+26	
	Remand Visitation	RV	83	▼	-6.7%	-6	
	Remand Custody	RC	81	▼	-2.4%	-2	
	Felony	DF	47	▲	+42.4%	+14	
	Paternity	PT	45	▲	+4.7%	+2	
	Status	ST	32	▼	+3.2%	+1	
	Abuse and Neglect	AN	30	▼	-43.4%	-23	
	Foster Care Review	FC	30	▼	-23.1%	-9	
	Special Immigrant Juvenile Status	SI	24	↔	-	-	
	Truancy	TR	23	▼	-34.3%	-12	
	Permanency Planning	PH	20	▼	-33.3%	-10	
	Motion - Protective Order	MP	18	↔	-	-	
	Initial Foster Care	IF	15	▲	+15.4%	+2	
	Terminate Parental Rights	TP	12	▲	+9.1%	+1	
	Non-Family Abuse Protective Order	AP	8	▼	-52.9%	-9	
	Temporary Detention Order	TD	8	▼	-52.9%	-9	
	Emergency Custody Order	EC	7	▼	-30.0%	-3	
	Civil Violation	CI	5	▼	-37.5%	-3	
	Family Abuse - Protective Order	FP	4	▲	+100.0%	+2	
	Other	OT	4	▼	-42.9%	-3	
	Show Cause	SC	2	▲	-	+2	
	Child In Need of Services	CS	1	▼	-66.7%	-2	
	Voluntary Continuing Services and Support Agree	VA	1	▼	-66.7%	-2	
	Child at Risk	RI	0	▼	-100.0%	-1	
	Emancipation	EP	0	▼	-100.0%	-1	
	Qualified Residential Treatment	QR	0	▼	-100.0%	-3	
		Total		2,068	▼	-5.9%	-130
		GRAND TOTAL		3,882	▼	-0.9%	-35

* Compared to same time period as previous year

** Case Type Categories are defined in the 2017 Virginia Judicial Workload Assessment

The data reported reflect the case management system. The case types reported may not necessitate judicial involvement.

Dispositions by Major Case Category**

Category	Summary	Change	% Change	Absolute Change
Adult Criminal	886	▼	+16.3%	+124
Child Dependency	108	▼	-29.4%	-45
Child in Need of Services/Supervision	25	▲	-34.2%	-13
Custody and Visitation	1,299	▼	-7.6%	-107
Delinquency	244	▲	+20.8%	+42
Juvenile Miscellaneous	32	▼		0
New to Workload Study	29	▼	-9.4%	-3
Other	470	▲	-4.3%	-21
Protective Orders	181	▲	-5.7%	-11
Support	490	▲	-5.2%	-27
Traffic	118	▲	+28.3%	+26
GRAND TOTAL	3,882	▼	-0.9%	-35

* Compared to same time period as previous year

** Case Type Categories are defined in the 2017 Virginia Judicial Workload Assessment

The data reported reflect the case management system. The case types reported may not necessitate judicial involvement.

2024 Overall GRAND TOTAL		Distribution of Caseload			Change*		Percentage (%) of Caseload		
1,610	-303 -15.8%	Adult	727	45%	-17.1% ▼	-150	Adult	45.8%	45.2%
2024		Juvenile	883	55%	-14.8% ▼	-153	Juvenile	54.2%	54.8%
2023		GRAND TOTAL	1,610	100%	-15.8% ▼	-303	GRAND TOTAL	100%	100%

Dispositions by Division & Code

Division	Case Type Description	Code	Summary	Change	% Change	Absolute Change	
Adult	Misdemeanor	CM	146	▼	-5.8%	-9	
	Show Cause	SC	132	▼	-31.3%	-60	
	Civil Support	VS	127	▼	-15.3%	-23	
	Other	OT	118	▲	-0.8%	-1	
	Family Abuse - Protective Order	FP	65	▼	-23.5%	-20	
	Capias	CA	60	▼	-23.1%	-18	
	Felony	CF	58	▼	-14.7%	-10	
	Motion - Protective Order	MP	13	▼	-43.5%	-10	
	Non-Family Abuse Protective Order	AP	3	▼	-40.0%	-2	
	Remand Support	RS	3	▲	+50.0%	+1	
	Restricted License for Non-Support	SL	1	▲	-	+1	
	Violation of Protective Order	PV	1	▲	-	+1	
		Total		727	▼	-17.1%	-150
Juvenile	Custody Visitation	CV	551	▼	-15.2%	-99	
	Misdemeanor	DM	74	▼	-11.9%	-10	
	Traffic	T	54	▼	-34.1%	-28	
	Status	ST	34	▲	-15.0%	-6	
	Permanency Planning	PH	30	▼	-11.8%	-4	
	Foster Care Review	FC	23	▼	-8.0%	-2	
	Initial Foster Care	IF	13	▲	+8.3%	+1	
	Truancy	TR	12	▲	+300.0%	+9	
	Abuse and Neglect	AN	11	▼	-38.9%	-7	
	Show Cause	SC	11	▼	-21.4%	-3	
	Terminate Parental Rights	TP	8	▼	-50.0%	-8	
	Felony	DF	7	↔	-	-	
	Motion - Protective Order	MP	7	▲	+133.3%	+4	
	Paternity	PT	7	▼	-50.0%	-7	
	Capias	CA	5	▲	+400.0%	+4	
	Child In Need of Services	CS	5	▼	-16.7%	-1	
	Non-Family Abuse Protective Order	AP	5	▼	-44.4%	-4	
	Remand Custody	RC	5	▲	-	+5	
	Remand Visitation	RV	5	▲	-	+5	
	Voluntary Continuing Services and Support Agreem	VA	5	▲	+25.0%	+1	
	Other	OT	4	↔	-	-	
	Emergency Custody Order	EC	2	▼	-33.3%	-1	
	Entrustment	ET	2	▲	-	+2	
	Family Abuse - Protective Order	FP	1	▲	-	+1	
	Special Immigrant Juvenile Status	SI	1	▲	-	+1	
	Temporary Detention Order	TD	1	▲	-	+1	
	Child at Risk	RI	0	▼	-100.0%	-1	
	Civil Violation	CI	0	▼	-100.0%	-1	
	Emancipation	EP	0	▼	-100.0%	-1	
	Qualified Residential Treatment	QR	0	▼	-100.0%	-2	
	Relief of Custody	CR	0	▼	-100.0%	-2	
		Total		883	▼	-14.8%	-153
	GRAND TOTAL			1,610	▼	-15.8%	-303

* Compared to same time period as previous year

** Case Type Categories are defined in the 2017 Virginia Judicial Workload Assessment

The data reported reflect the case management system. The case types reported may not necessitate judicial involvement.

Dispositions by Major Case Category**

Category	Summary	Change	% Change	Absolute Change
Adult Criminal	337	▲	-21.1%	-90
Child Dependency	92	▲	-19.3%	-22
Child in Need of Services/Supervision	17	▲	+88.9%	+8
Custody and Visitation	558	▼	-16.0%	-106
Delinquency	97	▲	-8.5%	-9
Juvenile Miscellaneous	34	▲	-17.1%	-7
New to Workload Study	1	▲		0
Other	138	▲	+7.8%	+10
Protective Orders	94	▲	-24.8%	-31
Support	188	▲	-13.0%	-28
Traffic	54	▼	-34.1%	-28
GRAND TOTAL	1,610	▼	-15.8%	-303

* Compared to same time period as previous year

** Case Type Categories are defined in the 2017 Virginia Judicial Workload Assessment

The data reported reflect the case management system. The case types reported may not necessitate judicial involvement.

2024 Overall GRAND TOTAL		Distribution of Caseload			Change*		Percentage (%) of Caseload		
6,727	+555 9.0%	Adult	3,015	45%	12.5% ▲	+335	Adult	43.4%	44.8%
2024		Juvenile	3,712	55%	6.3% ▲	+220	Juvenile	56.6%	55.2%
2023		GRAND TOTAL	6,727	100%	9.0% ▲	+555	GRAND TOTAL	100%	100%

Dispositions by Division & Code

Division	Case Type Description	Code	Summary	Change	% Change	Absolute Change	
Adult	Misdemeanor	CM	663	▲	+29.0%	+149	
	Civil Support	VS	592	▲	+8.2%	+45	
	Show Cause	SC	550	▲	+39.9%	+157	
	Other	OT	418	▲	+1.2%	+5	
	Felony	CF	278	▲	+17.8%	+42	
	Family Abuse - Protective Order	FP	265	▲	+1.5%	+4	
	Capias	CA	165	▼	-15.4%	-30	
	Motion - Protective Order	MP	26	▼	-35.0%	-14	
	Remand Support	RS	25	▼	-24.2%	-8	
	Non-Family Abuse Protective Order	AP	16	▲	+60.0%	+6	
	Violation of Protective Order	PV	13	▼	-53.6%	-15	
	Violation Family Abuse Protective Order	PS	2	↔		-	
	Bond Forfeiture	BF	1	▼	-50.0%	-1	
	Return of Desposit (Bondsman)	RD	1	▲	-	+1	
Restricted License for Non-Support	SL	0	▼	-100.0%	-6		
	Total		3,015	▲	12.5%	+335	
Juvenile	Custody Visitation	CV	1,673	▲	+9.1%	+140	
	Misdemeanor	DM	406	▼	-6.2%	-27	
	Traffic	T	310	▼	-10.1%	-35	
	Abuse and Neglect	AN	270	▲	+12.0%	+29	
	Motion - Protective Order	MP	138	▲	+32.7%	+34	
	Permanency Planning	PH	133	▲	+2.3%	+3	
	Felony	DF	97	▲	+94.0%	+47	
	Foster Care Review	FC	91	▲	+11.0%	+9	
	Initial Foster Care	IF	69	▲	+91.7%	+33	
	Paternity	PT	64	▲	+18.5%	+10	
	Special Immigrant Juvenile Status	SI	64	▲	+16.4%	+9	
	Remand Custody	RC	53	▼	-23.2%	-16	
	Remand Visitation	RV	49	▼	-26.9%	-18	
	Show Cause	SC	41	▲	+17.1%	+6	
	Terminate Parental Rights	TP	40	▼	-23.1%	-12	
	Truancy	TR	39	▼	-22.0%	-11	
	Entrustment	ET	36	▲	+38.5%	+10	
	Status	ST	32	▼	+6.7%	+2	
	Non-Family Abuse Protective Order	AP	22	▲	+69.2%	+9	
	Child In Need of Services	CS	21	▲	+61.5%	+8	
	Voluntary Continuing Services and Support Agree	VA	20	▲	+42.9%	+6	
	Civil Violation	CI	12	▼	-25.0%	-4	
	Relief of Custody	CR	8	▼	-33.3%	-4	
	Temporary Detention Order	TD	7	▼	-12.5%	-1	
	Capias	CA	6	▲	+100.0%	+3	
	Other	OT	5	▲	+150.0%	+3	
	Emergency Custody Order	EC	4	▼	-20.0%	-1	
	Family Abuse - Protective Order	FP	1	▲	-	+1	
	Mental Commitment	MC	1	↔		-	
	Juvenile Support	JS	0	▼	-100.0%	-1	
	Qualified Residential Treatment	QR	0	▼	-100.0%	-11	
	Restoration of Parental Rights	RR	0	▼	-100.0%	-1	
		Total		3,712	▲	6.3%	+220
		GRAND TOTAL		6,727	▲	9.0%	+555

* Compared to same time period as previous year

** Case Type Categories are defined in the 2017 Virginia Judicial Workload Assessment

The data reported reflect the case management system. The case types reported may not necessitate judicial involvement.

Dispositions by Major Case Category**

Category	Summary	Change	% Change	Absolute Change
Adult Criminal	1,381	▼	+20.7%	+237
Child Dependency	667	▲	+10.4%	+63
Child in Need of Services/Supervision	71	▲	+1.4%	+1
Custody and Visitation	1,737	▲	+9.5%	+150
Delinquency	539	▲	+4.9%	+25
Juvenile Miscellaneous	32	▼	+6.7%	+2
New to Workload Study	76	▼	+7.0%	+5
Other	563	▲	-6.0%	-36
Protective Orders	468	▲	+9.3%	+40
Support	883	▼	+13.2%	+103
Traffic	310	▼	-10.1%	-35
GRAND TOTAL	6,727	▲	9.0%	+555

* Compared to same time period as previous year

** Case Type Categories are defined in the 2017 Virginia Judicial Workload Assessment

The data reported reflect the case management system. The case types reported may not necessitate judicial involvement.

2024 Overall GRAND TOTAL		Distribution of Caseload			Change*		Percentage (%) of Caseload		
2,886	-33 -1.1%	Adult	1,292	45%	-5.6% ▼	-76	Adult	46.9%	44.8%
2024		Juvenile	1,594	55%	2.8% ▲	+43	Juvenile	53.1%	55.2%
2023		GRAND TOTAL	2,886	100%	-1.1% ▼	-33	GRAND TOTAL	100%	100%

Dispositions by Division & Code

Division	Case Type Description	Code	Summary	Change	% Change	Absolute Change
Adult	Show Cause	SC	270	▲	-0.4%	-1
	Civil Support	VS	240	▲	+12.7%	+27
	Misdemeanor	CM	237	▼	-18.8%	-55
	Other	OT	170	▲	-11.0%	-21
	Felony	CF	151	▲	+5.6%	+8
	Family Abuse - Protective Order	FP	83	▼	-13.5%	-13
	Capias	CA	80	▲	-23.1%	-24
	Motion - Protective Order	MP	23	▲	+4.5%	+1
	Remand Support	RS	12	▼	-14.3%	-2
	Non-Family Abuse Protective Order	AP	10	▼	-28.6%	-4
	Violation of Protective Order	PV	9	▲	+125.0%	+5
	Restricted License for Non-Support	SL	4	↔	-	-
	Emergency Custody Order	EC	3	▲	-	+3
	Total		1,292	▼	-5.6%	-76
Juvenile	Custody Visitation	CV	900	▼	-5.9%	-56
	Misdemeanor	DM	182	▲	+41.1%	+53
	Status	ST	65	▲	+41.3%	+19
	Show Cause	SC	56	▲	+14.3%	+7
	Traffic	T	54	▲	+28.6%	+12
	Truancy	TR	35	▼	-10.3%	-4
	Remand Custody	RC	33	▲	+3.1%	+1
	Remand Visitation	RV	33	▲	+3.1%	+1
	Child In Need of Services	CS	31	▼	-26.2%	-11
	Felony	DF	30	▲	+30.4%	+7
	Permanency Planning	PH	29	▲	+20.8%	+5
	Abuse and Neglect	AN	26	▲	+4.0%	+1
	Paternity	PT	22	▼	-24.1%	-7
	Motion - Protective Order	MP	15	▲	+200.0%	+10
	Civil Violation	CI	14	▼	-6.7%	-1
	Foster Care Review	FC	12	▼	-33.3%	-6
	Special Immigrant Juvenile Status	SI	10	▲	+100.0%	+5
	Non-Family Abuse Protective Order	AP	9	▲	+200.0%	+6
	Initial Foster Care	IF	7	▼	-22.2%	-2
	Temporary Detention Order	TD	6	▼	-40.0%	-4
	Terminate Parental Rights	TP	6	▲	+500.0%	+5
	Other	OT	4	▲	-	+4
	Relief of Custody	CR	4	▲	+33.3%	+1
	Emergency Custody Order	EC	3	▲	+50.0%	+1
	Entrustment	ET	2	▼	-66.7%	-4
	Voluntary Continuing Services and Support Agreen	VA	2	▼	-33.3%	-1
	Capias	CA	1	▲	-	+1
	Child at Risk	RI	1	▲	-	+1
	Emancipation	EP	1	▲	-	+1
	Juvenile Support	JS	1	▲	-	+1
	Qualified Residential Treatment	QR	0	▼	-100.0%	-2
	Restoration of Parental Rights	RR	0	▼	-100.0%	-1
		Total		1,594	▲	2.8%
	GRAND TOTAL		2,886	▼	-1.1%	-33

* Compared to same time period as previous year
 ** Case Type Categories are defined in the 2017 Virginia Judicial Workload Assessment
 The data reported reflect the case management system. The case types reported may not necessitate judicial involvement.

Dispositions by Major Case Category**

Category	Summary	Change	% Change	Absolute Change
Adult Criminal	669	▲	-10.3%	-77
Child Dependency	89	▲	-2.2%	-2
Child in Need of Services/Supervision	81	▲	-4.7%	-4
Custody and Visitation	922	▼	-6.4%	-63
Delinquency	254	▲	+28.9%	+57
Juvenile Miscellaneous	66	▲	+43.5%	+20
New to Workload Study	24	▲	+20.0%	+4
Other	264	▲	-6.4%	-18
Protective Orders	140	▲		0
Support	323	▲	+13.3%	+38
Traffic	54	▲	+28.6%	+12
GRAND TOTAL	2,886	▼	-1.1%	-33

* Compared to same time period as previous year
 ** Case Type Categories are defined in the 2017 Virginia Judicial Workload Assessment
 The data reported reflect the case management system. The case types reported may not necessitate judicial involvement.

2024 Overall GRAND TOTAL		Distribution of Caseload		Change*		Percentage (%) of Caseload			
2,687 2024 2023	+3 0.1%	Adult	1,131	42%	-4.3% ▼	-51	Adult	44.0%	42.1%
		Juvenile	1,556	58%	3.6% ▲	+54	Juvenile	56.0%	57.9%
GRAND TOTAL		2,687	100%	0.1% ▲	+3	GRAND TOTAL	100%	100%	

Dispositions by Division & Code

Division	Case Type Description	Code	Summary	Change	% Change	Absolute Change	
Adult	Misdemeanor	CM	248	▲	+45.9%	+78	
	Civil Support	VS	207	▼	-8.8%	-20	
	Other	OT	160	▼	-4.2%	-7	
	Show Cause	SC	159	▼	-31.5%	-73	
	Felony	CF	133	▼	-14.7%	-23	
	Family Abuse - Protective Order	FP	91	▼	-4.2%	-4	
	Capias	CA	73	▼	-7.6%	-6	
	Motion - Protective Order	MP	19	▲	+18.8%	+3	
	Remand Support	RS	16	▼	-38.5%	-10	
	Violation of Protective Order	PV	14	▲	+100.0%	+7	
	Non-Family Abuse Protective Order	AP	7	▲	+16.7%	+1	
	Restricted License for Non-Support	SL	3	▲	-	+3	
	Bond Forfeiture	BF	1	↔	-	-	
Total			1,131	▼	-4.3%	-51	
Juvenile	Custody Visitation	CV	725	▼	-17.8%	-157	
	Misdemeanor	DM	262	▲	+85.8%	+121	
	Permanency Planning	PH	75	▲	+435.7%	+61	
	Status	ST	70	▲	+100.0%	+35	
	Traffic	T	70	▲	+27.3%	+15	
	Remand Custody	RC	46	▼	-17.9%	-10	
	Remand Visitation	RV	44	▼	-29.0%	-18	
	Truancy	TR	38	▲	+31.0%	+9	
	Paternity	PT	32	▲	+10.3%	+3	
	Felony	DF	31	▲	+138.5%	+18	
	Show Cause	SC	25	▲	+19.0%	+4	
	Terminate Parental Rights	TP	24	▲	+1,100.0%	+22	
	Foster Care Review	FC	23	▼	-32.4%	-11	
	Initial Foster Care	IF	21	▼	-32.3%	-10	
	Abuse and Neglect	AN	14	▼	-60.0%	-21	
	Non-Family Abuse Protective Order	AP	14	▲	+27.3%	+3	
	Child In Need of Services	CS	9	▲	+200.0%	+6	
	Capias	CA	7	▲	+40.0%	+2	
	Temporary Detention Order	TD	7	▲	+40.0%	+2	
	Emergency Custody Order	EC	5	↔	-	-	
	Civil Violation	CI	3	▼	-72.7%	-8	
	Relief of Custody	CR	3	↔	-	-	
	Special Immigrant Juvenile Status	SI	3	▼	-25.0%	-1	
	Voluntary Continuing Services and Support Agreem	VA	2	▼	-33.3%	-1	
	Child at Risk	RI	1	↔	-	-	
	Motion - Protective Order	MP	1	▼	-90.9%	-10	
	Other	OT	1	▲	-	+1	
	Qualified Residential Treatment	QR	0	▼	-100.0%	-1	
	Total			1,556	▲	3.6%	+54
	GRAND TOTAL			2,687	▲	0.1%	+3

* Compared to same time period as previous year

** Case Type Categories are defined in the 2017 Virginia Judicial Workload Assessment

The data reported reflect the case management system. The case types reported may not necessitate judicial involvement.

Dispositions by Major Case Category**

Category	Summary	Change	% Change	Absolute Change
Adult Criminal	562	▲	-2.1%	-12
Child Dependency	163	▲	+31.5%	+39
Child in Need of Services/Supervision	47	▲	+46.9%	+15
Custody and Visitation	757	▼	-16.9%	-154
Delinquency	325	▲	+80.6%	+145
Juvenile Miscellaneous	70	▲	+100.0%	+35
New to Workload Study	6	▼	-60.0%	-9
Other	279	▲	-13.1%	-42
Protective Orders	132	▼	-5.0%	-7
Support	276	▲	-7.4%	-22
Traffic	70	▲	+27.3%	+15
GRAND TOTAL	2,687	▲	0.1%	+3

* Compared to same time period as previous year

** Case Type Categories are defined in the 2017 Virginia Judicial Workload Assessment

The data reported reflect the case management system. The case types reported may not necessitate judicial involvement.

2024 Overall GRAND TOTAL		Distribution of Caseload			Change*		Percentage (%) of Caseload		
2,212 -74 -3.2% 		Adult	1,046	47%	0.5% ▲	+5	Adult	45.5%	47.3%
		Juvenile	1,166	53%	-6.3% ▼	-79	Juvenile	54.5%	52.7%
		GRAND TOTAL	2,212	100%	-3.2% ▼	-74	GRAND TOTAL	100%	100%

Dispositions by Division & Code

Division	Case Type Description	Code	Summary	Change	% Change	Absolute Change	
Adult	Misdemeanor	CM	266	▲	+12.7%	+30	
	Other	OT	209	▲	+11.2%	+21	
	Show Cause	SC	174	▼	-7.0%	-13	
	Civil Support	VS	147	▲	+4.3%	+6	
	Felony	CF	75	▲	+8.7%	+6	
	Capias	CA	61	▼	-18.7%	-14	
	Family Abuse - Protective Order	FP	61	▼	-27.4%	-23	
	Protective Order	PC	17	▼	-32.0%	-8	
	Violation of Protective Order	PV	14	▲	+27.3%	+3	
	Motion - Protective Order	MP	9	▼	-25.0%	-3	
	Remand Support	RS	9	▲	+80.0%	+4	
	Non-Family Abuse Protective Order	AP	2	▼	-71.4%	-5	
	Restricted License for Non-Support	SL	2	▲	-	+2	
	Violation Family Abuse Protective Order	PS	0	▼	-100.0%	-1	
	Total		1,046	▲	0.5%	+5	
Juvenile	Custody Visitation	CV	558	▼	-10.0%	-62	
	Misdemeanor	DM	219	▲	+49.0%	+72	
	Felony	DF	53	▲	+39.5%	+15	
	Traffic	T	53	▼	-5.4%	-3	
	Abuse and Neglect	AN	49	▼	-10.9%	-6	
	Status	ST	27	▼	+8.0%	+2	
	Permanency Planning	PH	23	▼	-11.5%	-3	
	Foster Care Review	FC	22	▼	-31.3%	-10	
	Truancy	TR	22	▼	-12.0%	-3	
	Paternity	PT	20	▼	-59.2%	-29	
	Special Immigrant Juvenile Status	SI	16	▼	-38.5%	-10	
	Emergency Custody Order	EC	13	▼	-13.3%	-2	
	Civil Violation	CI	12	▲	+20.0%	+2	
	Initial Foster Care	IF	12	▼	-36.8%	-7	
	Temporary Detention Order	TD	12	▼	-14.3%	-2	
	Terminate Parental Rights	TP	10	▼	-70.6%	-24	
	Motion - Protective Order	MP	9	▼	-52.6%	-10	
	Remand Custody	RC	9	▲	+28.6%	+2	
	Remand Visitation	RV	9	▲	+28.6%	+2	
	Non-Family Abuse Protective Order	AP	5	▼	-66.7%	-10	
	Show Cause	SC	4	▲	-	+4	
	Voluntary Continuing Services and Support Agreen	VA	4	▲	+100.0%	+2	
	Other	OT	3	▲	+200.0%	+2	
	Capias	CA	1	▲	-	+1	
	Child In Need of Services	CS	1	▲	-	+1	
	Entrustment	ET	0	▼	-100.0%	-2	
	Relief of Custody	CR	0	▼	-100.0%	-1	
		Total		1,166	▼	-6.3%	-79
	GRAND TOTAL			2,212	▼	-3.2%	-74

* Compared to same time period as previous year
 ** Case Type Categories are defined in the 2017 Virginia Judicial Workload Assessment
 The data reported reflect the case management system. The case types reported may not necessitate judicial involvement.

Dispositions by Major Case Category**

Category	Summary	Change	% Change	Absolute Change
Adult Criminal	550	▼	-0.5%	-3
Child Dependency	120	▼	-29.8%	-51
Child in Need of Services/Supervision	23	▲	-8.0%	-2
Custody and Visitation	578	▼	-13.6%	-91
Delinquency	277	▲	+49.7%	+92
Juvenile Miscellaneous	27	▼	+8.0%	+2
New to Workload Study	28	▼	-22.2%	-8
Other	264	▲	+11.4%	+27
Protective Orders	86	▼	-37.2%	-51
Support	206	▲	+7.3%	+14
Traffic	53	▼	-5.4%	-3
GRAND TOTAL	2,212	▼	-3.2%	-74

* Compared to same time period as previous year

** Case Type Categories are defined in the 2017 Virginia Judicial Workload Assessment

The data reported reflect the case management system. The case types reported may not necessitate judicial involvement.

2024 Overall GRAND TOTAL		Distribution of Caseload		Change*		Percentage (%) of Caseload			
256 -15 -5.5% 	Adult	119	46%	-0.8%	▼	-1	Adult	44.3%	46.5%
	Juvenile	137	54%	-9.3%	▼	-14	Juvenile	55.7%	53.5%
GRAND TOTAL		256	100%	-5.5%	▼	-15	GRAND TOTAL	100%	100%

Dispositions by Division & Code

Division	Case Type Description	Code	Summary	Change	% Change	Absolute Change
Adult	Misdemeanor	CM	33	▲	+6.5%	+2
	Felony	CF	27	▲	+50.0%	+9
	Show Cause	SC	17	▲	+21.4%	+3
	Other	OT	16	▼	-33.3%	-8
	Civil Support	VS	12	▼	-7.7%	-1
	Family Abuse - Protective Order	FP	8	▼	-55.6%	-10
	Motion - Protective Order	MP	2	▲	-	+2
	Bond Forfeiture	BF	1	↔	-	-
	Capias	CA	1	↔	-	-
	Non-Family Abuse Protective Order	AP	1	▲	-	+1
	Restricted License for Non-Support	SL	1	▲	-	+1
	Total			119	▼	-0.8%
Juvenile	Custody Visitation	CV	87	▼	-13.0%	-13
	Misdemeanor	DM	11	▲	+37.5%	+3
	Abuse and Neglect	AN	9	▲	+800.0%	+8
	Status	ST	7	▲	+600.0%	+6
	Motion - Protective Order	MP	4	▲	-	+4
	Traffic	T	4	▼	-81.8%	-18
	Felony	DF	3	↔	-	-
	Initial Foster Care	IF	3	▲	+200.0%	+2
	Permanency Planning	PH	3	▲	+50.0%	+1
	Show Cause	SC	2	▲	-	+2
	Voluntary Continuing Services and Support Agreem	VA	2	▲	+100.0%	+1
	Child In Need of Services	CS	1	▲	-	+1
	Foster Care Review	FC	1	▼	-75.0%	-3
	Capias	CA	0	▼	-100.0%	-1
	Entrustment	ET	0	▼	-100.0%	-1
	Paternity	PT	0	▼	-100.0%	-1
	Qualified Residential Treatment	QR	0	▼	-100.0%	-1
	Temporary Detention Order	TD	0	▼	-100.0%	-3
	Terminate Parental Rights	TP	0	▼	-100.0%	-1
Total			137	▼	-9.3%	-14
GRAND TOTAL			256	▼	-5.5%	-15

Dispositions by Major Case Category**

Category	Summary	Change	% Change	Absolute Change
Adult Criminal	70	▲	+22.8%	+13
Child Dependency	18	▲	+50.0%	+6
Child in Need of Services/Supervision	3	▲	-	+3
Custody and Visitation	87	▼	-13.9%	-14
Delinquency	14	▼	+16.7%	+2
Juvenile Miscellaneous	7	▲	+600.0%	+6
Other	16	▼	-40.7%	-11
Protective Orders	15	▲	-16.7%	-3
Support	22	▲	+4.8%	+1
Traffic	4	▼	-81.8%	-18

* Compared to same time period as previous year

** Case Type Categories are defined in the 2017 Virginia Judicial Workload Assessment

The data reported reflect the case management system. The case types reported may not necessitate judicial involvement.

CPSS - JCMS CASELOAD STATISTICS OF THE JUVENILE & DOMESTIC RELATIONS DISTRICT COURTS
January 2024 thru December 2024 Dispositions (Compared to January 2023 thru December 2023)

Bland

District: 27 FIPS: 021

GRAND TOTAL

256



-5.5%

-15

* Compared to same time period as previous year

** Case Type Categories are defined in the 2017 Virginia Judicial Workload Assessment

The data reported reflect the case management system. The case types reported may not necessitate judicial involvement.

2024 Overall GRAND TOTAL		Distribution of Caseload		Change*		Percentage (%) of Caseload			
1,741	-331 -16.0%	Adult	761	44%	-18.9%	-177	Adult	45.3%	43.7%
2024		Juvenile	980	56%	-13.6%	-154	Juvenile	54.7%	56.3%
2023		GRAND TOTAL	1,741	100%	-16.0%	-331	GRAND TOTAL	100%	100%

Dispositions by Division & Code

Division	Case Type Description	Code	Summary	Change	% Change	Absolute Change	
Adult	Misdemeanor	CM	158	▼	-22.9%	-47	
	Show Cause	SC	139	▲	-0.7%	-1	
	Civil Support	VS	129	▼	-5.8%	-8	
	Other	OT	125	▼	-20.4%	-32	
	Family Abuse - Protective Order	FP	71	▼	-19.3%	-17	
	Capias	CA	63	▼	-24.1%	-20	
	Felony	CF	57	▲	+7.5%	+4	
	Motion - Protective Order	MP	5	▼	-68.8%	-11	
	Violation of Protective Order	PV	5	▼	-64.3%	-9	
	Non-Family Abuse Protective Order	AP	4	▼	-42.9%	-3	
	Remand Support	RS	4	▼	-89.5%	-34	
	Restricted License for Non-Support	SL	1	▲	-	+1	
	Total			761	▼	-18.9%	-177
Juvenile	Custody Visitation	CV	576	▼	-7.1%	-44	
	Traffic	T	67	▼	-6.9%	-5	
	Misdemeanor	DM	62	▲	+29.2%	+14	
	Motion - Protective Order	MP	45	▲	+66.7%	+18	
	Abuse and Neglect	AN	44	▲	+120.0%	+24	
	Permanency Planning	PH	25	▼	-34.2%	-13	
	Foster Care Review	FC	24	▼	-25.0%	-8	
	Status	ST	22	▼	-37.1%	-13	
	Paternity	PT	17	▼	-15.0%	-3	
	Felony	DF	15	▲	+7.1%	+1	
	Terminate Parental Rights	TP	15	▲	+7.1%	+1	
	Initial Foster Care	IF	14	▲	+100.0%	+7	
	Remand Custody	RC	10	▼	-85.9%	-61	
	Remand Visitation	RV	10	▼	-84.4%	-54	
	Relief of Custody	CR	9	▲	+50.0%	+3	
	Temporary Detention Order	TD	5	▼	-50.0%	-5	
	Truancy	TR	5	↔	-	-	
	Voluntary Continuing Services and Support Agreen	VA	4	↔	-	-	
	Other	OT	3	▲	-	+3	
	Show Cause	SC	2	▼	-33.3%	-1	
	Special Immigrant Juvenile Status	SI	2	▲	-	+2	
	Emergency Custody Order	EC	1	↔	-	-	
	Entrustment	ET	1	▼	-66.7%	-2	
	Family Abuse - Protective Order	FP	1	▲	-	+1	
	Non-Family Abuse Protective Order	AP	1	▼	-66.7%	-2	
	Capias	CA	0	▼	-100.0%	-1	
	Child In Need of Services	CS	0	▼	-100.0%	-1	
	Civil Violation	CI	0	▼	-100.0%	-8	
	Emancipation	EP	0	▼	-100.0%	-1	
	Qualified Residential Treatment	QR	0	▼	-100.0%	-6	
	Total			980	▼	-13.6%	-154
	GRAND TOTAL			1,741	▼	-16.0%	-331

* Compared to same time period as previous year

** Case Type Categories are defined in the 2017 Virginia Judicial Workload Assessment

The data reported reflect the case management system. The case types reported may not necessitate judicial involvement.

Dispositions by Major Case Category**

Category	Summary	Change	% Change	Absolute Change
Adult Criminal	375	▼	-20.6%	-97
Child Dependency	136	▲	+4.6%	+6
Child in Need of Services/Supervision	5	▼	-16.7%	-1
Custody and Visitation	593	▼	-7.3%	-47
Delinquency	79	▼	+19.7%	+13
Juvenile Miscellaneous	22	▼	-38.9%	-14
New to Workload Study	2	▲	-75.0%	-6
Other	158	▲	-53.7%	-183
Protective Orders	127	▲	-9.9%	-14
Support	177	▲	+10.6%	+17
Traffic	67	▼	-6.9%	-5
GRAND TOTAL	1,741	▼	-16.0%	-331

* Compared to same time period as previous year

** Case Type Categories are defined in the 2017 Virginia Judicial Workload Assessment

The data reported reflect the case management system. The case types reported may not necessitate judicial involvement.

2024 Overall GRAND TOTAL		Distribution of Caseload		Change*		Percentage (%) of Caseload			
747 -46 -5.8% 		Adult	278	37%	-5.1% ▼	-15	Adult	36.9%	37.2%
		Juvenile	469	63%	-6.2% ▼	-31	Juvenile	63.1%	62.8%
		GRAND TOTAL	747	100%	-5.8% ▼	-46	GRAND TOTAL	100%	100%

Dispositions by Division & Code

Division	Case Type Description	Code	Summary	Change	% Change	Absolute Change
Adult	Misdemeanor	CM	65	▲	+27.5%	+14
	Other	OT	55	▲		-
	Civil Support	VS	52	▼	-27.8%	-20
	Show Cause	SC	40	▼	-28.6%	-16
	Family Abuse - Protective Order	FP	22	▼	-15.4%	-4
	Felony	CF	19	▲	+375.0%	+15
	Motion - Protective Order	MP	13	▲	+8.3%	+1
	Remand Support	RS	8	▼	-27.3%	-3
	Capias	CA	3	▼		-
	Non-Family Abuse Protective Order	AP	1	▼	-66.7%	-2
	Total		278	▼	-5.1%	-15
Juvenile	Custody Visitation	CV	260	▼	-7.1%	-20
	Traffic	T	42	▲	+31.3%	+10
	Misdemeanor	DM	23	▲	+4.5%	+1
	Remand Custody	RC	19	▲	+5.6%	+1
	Remand Visitation	RV	19	▲	+5.6%	+1
	Motion - Protective Order	MP	18	▲	+157.1%	+11
	Abuse and Neglect	AN	17	▼	-46.9%	-15
	Terminate Parental Rights	TP	13	▲	+550.0%	+11
	Status	ST	12	▲	+50.0%	+4
	Foster Care Review	FC	9	▼	-30.8%	-4
	Permanency Planning	PH	9	▼	-40.0%	-6
	Felony	DF	5	▼	-61.5%	-8
	Initial Foster Care	IF	5	▼	-28.6%	-2
	Temporary Detention Order	TD	5	▲	+25.0%	+1
	Civil Violation	CI	3	▼	-70.0%	-7
	Emergency Custody Order	EC	3	▲	-	+3
	Paternity	PT	3	▼	-50.0%	-3
	Entrustment	ET	1	▲	-	+1
	Non-Family Abuse Protective Order	AP	1	↔		-
	Other	OT	1	↔		-
	Relief of Custody	CR	1	▲	-	+1
	Child In Need of Services	CS	0	▼	-100.0%	-1
	Emancipation	EP	0	▼	-100.0%	-1
	Qualified Residential Treatment	QR	0	▼	-100.0%	-1
	Show Cause	SC	0	▼	-100.0%	-2
	Truancy	TR	0	▼	-100.0%	-2
	Voluntary Continuing Services and Support Agreem	VA	0	▼	-100.0%	-4
	Total		469	▼	-6.2%	-31
	GRAND TOTAL		747	▼	-5.8%	-46

Dispositions by Major Case Category**

Category	Summary	Change	% Change	Absolute Change
Adult Criminal	105	▲	+9.4%	+9
Child Dependency	55	▲	-25.7%	-19
Child in Need of Services/Supervision	0	▼	-100.0%	-3
Custody and Visitation	263	▼	-8.0%	-23

* Compared to same time period as previous year
 ** Case Type Categories are defined in the 2017 Virginia Judicial Workload Assessment
 The data reported reflect the case management system. The case types reported may not necessitate judicial involvement.

CPSS - JCMS CASELOAD STATISTICS OF THE JUVENILE & DOMESTIC RELATIONS DISTRICT COURTS
 January 2024 thru December 2024 Dispositions (Compared to January 2023 thru December 2023)

Floyd

District: 27 FIPS: 063

Delinquency	28	▼	-24.3%	-9
Juvenile Miscellaneous	12	▼	+33.3%	+3
New to Workload Study	3	▼	-70.0%	-7
Other	110	▲	+2.8%	+3
Protective Orders	55	▲	+12.2%	+6
Support	74	▼	-17.8%	-16
Traffic	42	▲	+31.3%	+10
GRAND TOTAL	747	▼	-5.8%	-46

* Compared to same time period as previous year

** Case Type Categories are defined in the 2017 Virginia Judicial Workload Assessment

The data reported reflect the case management system. The case types reported may not necessitate judicial involvement.

2024 Overall GRAND TOTAL		Distribution of Caseload		Change*		Percentage (%) of Caseload			
706 -30 -4.1% 		Adult	325	46%	-9.0% ▼	-32	Adult	48.5%	46.0%
		Juvenile	381	54%	0.5% ▲	+2	Juvenile	51.5%	54.0%
		GRAND TOTAL	706	100%	-4.1% ▼	-30	GRAND TOTAL	100%	100%

Dispositions by Division & Code

Division	Case Type Description	Code	Summary	Change	% Change	Absolute Change	
Adult	Misdemeanor	CM	83	▼	-10.8%	-10	
	Civil Support	VS	61	▲	+96.8%	+30	
	Other	OT	56	▲	-11.1%	-7	
	Show Cause	SC	44	▼	-38.0%	-27	
	Felony	CF	35	▲	+20.7%	+6	
	Family Abuse - Protective Order	FP	22	▼	-15.4%	-4	
	Capias	CA	12	▼	-60.0%	-18	
	Violation of Protective Order	PV	4	↔		-	
	Non-Family Abuse Protective Order	AP	3	▲	-	+3	
	Emergency Custody Order	EC	2	▲	-	+2	
	Motion - Protective Order	MP	2	▼	-80.0%	-8	
	Protective Order	PC	1	▲	-	+1	
		Total		325	▼	-9.0%	-32
Juvenile	Custody Visitation	CV	171	▼	-8.6%	-16	
	Misdemeanor	DM	37	▲	+32.1%	+9	
	Abuse and Neglect	AN	33	▲	+106.3%	+17	
	Permanency Planning	PH	33	▲	+26.9%	+7	
	Terminate Parental Rights	TP	23	▲	+130.0%	+13	
	Traffic	T	20	▼	-33.3%	-10	
	Foster Care Review	FC	13	▼	-53.6%	-15	
	Motion - Protective Order	MP	11	▼	-15.4%	-2	
	Initial Foster Care	IF	8	▼	-42.9%	-6	
	Temporary Detention Order	TD	6	▲	+200.0%	+4	
	Voluntary Continuing Services and Support Agreem	VA	5	▲	+150.0%	+3	
	Child In Need of Services	CS	3	▲	+200.0%	+2	
	Felony	DF	3	▲	+50.0%	+1	
	Non-Family Abuse Protective Order	AP	3	▲	-	+3	
	Paternity	PT	3	▲	+50.0%	+1	
	Special Immigrant Juvenile Status	SI	3	▲	-	+3	
	Civil Violation	CI	2	▼	-33.3%	-1	
	Emergency Custody Order	EC	2	▲	-	+2	
	Other	OT	1	▲	-	+1	
	Relief of Custody	CR	1	↔		-	
	Emancipation	EP	0	▼	-100.0%	-1	
	Qualified Residential Treatment	QR	0	▼	-100.0%	-2	
	Show Cause	SC	0	▼	-100.0%	-5	
	Status	ST	0	▼	-100.0%	-4	
	Truancy	TR	0	▼	-100.0%	-2	
		Total		381	▲	0.5%	+2
		GRAND TOTAL		706	▼	-4.1%	-30

Dispositions by Major Case Category**

Category	Summary	Change	% Change	Absolute Change
Adult Criminal	158	▲	-19.0%	-37
Child Dependency	116	▲	+17.2%	+17
Child in Need of Services/Supervision	3	▲		0
Custody and Visitation	174	▲	-7.9%	-15

* Compared to same time period as previous year
 ** Case Type Categories are defined in the 2017 Virginia Judicial Workload Assessment
 The data reported reflect the case management system. The case types reported may not necessitate judicial involvement.

CPSS - JCMS CASELOAD STATISTICS OF THE JUVENILE & DOMESTIC RELATIONS DISTRICT COURTS
 January 2024 thru December 2024 Dispositions (Compared to January 2023 thru December 2023)

Delinquency	40	▼	+14.3%	+5
Juvenile Miscellaneous	0	▼	-100.0%	-5
New to Workload Study	5	▲	+66.7%	+2
Other	67	▲	+3.1%	+2
Protective Orders	41	▲	-16.3%	-8
Support	82	▲	+30.2%	+19
Traffic	20	▼	-33.3%	-10
GRAND TOTAL	706	▼	-4.1%	-30

* Compared to same time period as previous year
 ** Case Type Categories are defined in the 2017 Virginia Judicial Workload Assessment
 The data reported reflect the case management system. The case types reported may not necessitate judicial involvement.

2024 Overall GRAND TOTAL		Distribution of Caseload		Change*		Percentage (%) of Caseload		
1,255	-2 -0.2%	Adult	480 38%	-0.6% ▼	-3	Adult	38.4%	38.2%
2024		Juvenile	775 62%	0.1% ▲	+1	Juvenile	61.6%	61.8%
2023		GRAND TOTAL	1,255 100%	-0.2% ▼	-2	GRAND TOTAL	100%	100%

Dispositions by Division & Code

Division	Case Type Description	Code	Summary	Change	% Change	Absolute Change	
Adult	Show Cause	SC	131	▲	+56.0%	+47	
	Civil Support	VS	108	▲	+21.3%	+19	
	Misdemeanor	CM	69	▼	-40.5%	-47	
	Other	OT	67	▲	+21.8%	+12	
	Family Abuse - Protective Order	FP	41	▼	-24.1%	-13	
	Capias	CA	27	▲	+35.0%	+7	
	Felony	CF	12	▼	-50.0%	-12	
	Motion - Protective Order	MP	9	▼	-43.8%	-7	
	Violation of Protective Order	PV	7	▼	-41.7%	-5	
	Non-Family Abuse Protective Order	AP	4	▲	+33.3%	+1	
	Remand Support	RS	4	▼	-50.0%	-4	
	Bond Forfeiture	BF	1	▲	-	+1	
	Violation Family Abuse Protective Order	PS	0	▼	-100.0%	-2	
		Total		480	▼	-0.6%	-3
Juvenile	Custody Visitation	CV	535	▼	-4.6%	-26	
	Motion - Protective Order	MP	37	▲	+825.0%	+33	
	Misdemeanor	DM	35	▲	+75.0%	+15	
	Permanency Planning	PH	20	▲	+42.9%	+6	
	Abuse and Neglect	AN	17	▲	+41.7%	+5	
	Traffic	T	17	▼	-43.3%	-13	
	Felony	DF	16	▲	+6.7%	+1	
	Remand Custody	RC	13	▼	-13.3%	-2	
	Remand Visitation	RV	12	▼	-25.0%	-4	
	Relief of Custody	CR	10	▲	+233.3%	+7	
	Initial Foster Care	IF	9	▼	-10.0%	-1	
	Paternity	PT	9	▼	-50.0%	-9	
	Foster Care Review	FC	8	▼	-46.7%	-7	
	Temporary Detention Order	TD	6	▲	+20.0%	+1	
	Terminate Parental Rights	TP	6	▼	-33.3%	-3	
	Truancy	TR	5	▲	+66.7%	+2	
	Entrustment	ET	4	▲	+300.0%	+3	
	Non-Family Abuse Protective Order	AP	4	▲	+100.0%	+2	
	Other	OT	4	▲	+300.0%	+3	
	Child In Need of Services	CS	3	↔	-	-	
	Voluntary Continuing Services and Support Agreem	VA	2	▼	-33.3%	-1	
	Family Abuse - Protective Order	FP	1	▲	-	+1	
	Show Cause	SC	1	↔	-	-	
	Status	ST	1	▼	-87.5%	-7	
	Emergency Custody Order	EC	0	▼	-100.0%	-2	
	Qualified Residential Treatment	QR	0	▼	-100.0%	-3	
		Total		775	▲	0.1%	+1
		GRAND TOTAL		1,255	▼	-0.2%	-2

Dispositions by Major Case Category**

Category	Summary	Change	% Change	Absolute Change
Adult Criminal	184	▲	-17.1%	-38
Child Dependency	76	▲	+8.6%	+6

* Compared to same time period as previous year ** Case Type Categories are defined in the 2017 Virginia Judicial Workload Assessment
 The data reported reflect the case management system. The case types reported may not necessitate judicial involvement.

CPSS - JCMS CASELOAD STATISTICS OF THE JUVENILE & DOMESTIC RELATIONS DISTRICT COURTS
 January 2024 thru December 2024 Dispositions (Compared to January 2023 thru December 2023)

Child in Need of Services/Supervision	8	▲	+33.3%	+2
Custody and Visitation	544	▼	-6.0%	-35
Delinquency	52	▲	+44.4%	+16
Juvenile Miscellaneous	2	▲	-75.0%	-6
Other	105	▲	+2.9%	+3
Protective Orders	96	▲	+21.5%	+17
Support	171	▲	+36.8%	+46
Traffic	17	▼	-43.3%	-13
GRAND TOTAL	1,255	▼	-0.2%	-2

* Compared to same time period as previous year

** Case Type Categories are defined in the 2017 Virginia Judicial Workload Assessment

The data reported reflect the case management system. The case types reported may not necessitate judicial involvement.

2024 Overall GRAND TOTAL		Distribution of Caseload		Change*		Percentage (%) of Caseload			
885 	+67 8.2%	Adult	432	49%	5.4% ▲	+22	Adult	50.1%	48.8%
		Juvenile	453	51%	11.0% ▲	+45	Juvenile	49.9%	51.2%
GRAND TOTAL		885	100%	8.2% ▲	+67	GRAND TOTAL	100%	100%	

Dispositions by Division & Code

Division	Case Type Description	Code	Summary	Change	% Change	Absolute Change
Adult	Show Cause	SC	96	▲	+71.4%	+40
	Civil Support	VS	86	▲	+26.5%	+18
	Misdemeanor	CM	86	▼	-22.5%	-25
	Other	OT	61	▲	+205.0%	+41
	Family Abuse - Protective Order	FP	31	▼	-65.2%	-58
	Capias	CA	29	▲	+20.8%	+5
	Felony	CF	26	▼	-7.1%	-2
	Remand Support	RS	4	▲	+300.0%	+3
	Violation of Protective Order	PV	4	▲	+300.0%	+3
	Motion - Protective Order	MP	3	▼	-62.5%	-5
	Protective Order	PC	3	▲	+200.0%	+2
	Bond Forfeiture	BF	1	▲	-	+1
	Non-Family Abuse Protective Order	AP	1	▼	-66.7%	-2
	Violation Family Abuse Protective Order	PS	1	▲	-	+1
Total			432	▲	5.4%	+22
Juvenile	Custody Visitation	CV	291	▲	+20.7%	+50
	Misdemeanor	DM	25	▼	-24.2%	-8
	Permanency Planning	PH	19	▲	+58.3%	+7
	Initial Foster Care	IF	18	▲	+5.9%	+1
	Foster Care Review	FC	17	▲	+70.0%	+7
	Abuse and Neglect	AN	15	▼	-34.8%	-8
	Traffic	T	13	▼	-43.5%	-10
	Felony	DF	11	↔	-	-
	Motion - Protective Order	MP	7	▲	+600.0%	+6
	Remand Custody	RC	7	▲	+133.3%	+4
	Civil Violation	CI	6	▲	+200.0%	+4
	Terminate Parental Rights	TP	6	▼	-60.0%	-9
	Child In Need of Services	CS	3	▼	-25.0%	-1
	Paternity	PT	3	▼	-25.0%	-1
	Non-Family Abuse Protective Order	AP	2	▲	-	+2
	Status	ST	2	▼	-33.3%	-1
	Temporary Detention Order	TD	2	▼	-33.3%	-1
	Emergency Custody Order	EC	1	↔	-	-
	Family Abuse - Protective Order	FP	1	▲	-	+1
	Juvenile Support	JS	1	▲	-	+1
	Relief of Custody	CR	1	↔	-	-
	Remand Visitation	RV	1	▲	-	+1
	Voluntary Continuing Services and Support Agreem	VA	1	▲	-	+1
	Truancy	TR	0	▼	-100.0%	-1
Total			453	▲	11.0%	+45
GRAND TOTAL			885	▲	8.2%	+67

Dispositions by Major Case Category**

Category	Summary	Change	% Change	Absolute Change
Adult Criminal	209	▲	+10.0%	+19
Child Dependency	77	▲	-1.3%	-1
Child in Need of Services/Supervision	3	▼	-40.0%	-2

* Compared to same time period as previous year
 ** Case Type Categories are defined in the 2017 Virginia Judicial Workload Assessment
 The data reported reflect the case management system. The case types reported may not necessitate judicial involvement.

CPSS - JCMS CASELOAD STATISTICS OF THE JUVENILE & DOMESTIC RELATIONS DISTRICT COURTS
 January 2024 thru December 2024 Dispositions (Compared to January 2023 thru December 2023)

Custody and Visitation	294	▼	+20.0%	+49
Delinquency	36	▼	-18.2%	-8
Juvenile Miscellaneous	2	▼	-33.3%	-1
New to Workload Study	6	▲	+200.0%	+4
Other	76	▲	+171.4%	+48
Protective Orders	45	▲	-55.4%	-56
Support	124	▲	+25.3%	+25
Traffic	13	▼	-43.5%	-10
GRAND TOTAL	885	▲	8.2%	+67

* Compared to same time period as previous year

** Case Type Categories are defined in the 2017 Virginia Judicial Workload Assessment

The data reported reflect the case management system. The case types reported may not necessitate judicial involvement.

2024 Overall GRAND TOTAL		Distribution of Caseload			Change*		Percentage (%) of Caseload		
4,025	+697 20.9%	Adult	2,045	51%	10.7% ▲	+197	Adult	55.5%	50.8%
2024		Juvenile	1,980	49%	33.8% ▲	+500	Juvenile	44.5%	49.2%
2023		GRAND TOTAL	4,025	100%	20.9% ▲	+697	GRAND TOTAL	100%	100%

Dispositions by Division & Code

Division	Case Type Description	Code	Summary	Change	% Change	Absolute Change	
Adult	Misdemeanor	CM	493	▼	-0.8%	-4	
	Other	OT	377	▼	+9.9%	+34	
	Show Cause	SC	359	▲	+10.8%	+35	
	Civil Support	VS	330	▲	+13.4%	+39	
	Felony	CF	201	▲	+26.4%	+42	
	Family Abuse - Protective Order	FP	153	▲	+15.9%	+21	
	Capias	CA	54	▲	+1.9%	+1	
	Remand Support	RS	27	▲	+35.0%	+7	
	Motion - Protective Order	MP	19	▲	+46.2%	+6	
	Non-Family Abuse Protective Order	AP	17	▲	+240.0%	+12	
	Violation of Protective Order	PV	12	▲	+140.0%	+7	
	Bond Forfeiture	BF	2	▲	-	+2	
	Restricted License for Non-Support	SL	1	▼	-83.3%	-5	
	Total		2,045	▲	10.7%	+197	
Juvenile	Custody Visitation	CV	1,046	▲	+33.1%	+260	
	Misdemeanor	DM	274	▲	+67.1%	+110	
	Felony	DF	122	▲	+27.1%	+26	
	Remand Custody	RC	80	▲	+90.5%	+38	
	Traffic	T	72	▼	-8.9%	-7	
	Abuse and Neglect	AN	67	▲	+39.6%	+19	
	Motion - Protective Order	MP	64	▲	+64.1%	+25	
	Remand Visitation	RV	28	▲	+27.3%	+6	
	Show Cause	SC	24	▲	+71.4%	+10	
	Truancy	TR	24	▲	+20.0%	+4	
	Civil Violation	CI	22	▲	+214.3%	+15	
	Non-Family Abuse Protective Order	AP	19	▲	+72.7%	+8	
	Paternity	PT	19	▲	+137.5%	+11	
	Temporary Detention Order	TD	16	▼	-48.4%	-15	
	Initial Foster Care	IF	14	▲	+40.0%	+4	
	Foster Care Review	FC	12	▼	-40.0%	-8	
	Permanency Planning	PH	12	▲	+20.0%	+2	
	Status	ST	12	▲	+50.0%	+4	
	Child In Need of Services	CS	11	▲	+37.5%	+3	
	Emergency Custody Order	EC	10	▼	-41.2%	-7	
	Relief of Custody	CR	7	▲	+16.7%	+1	
	Terminate Parental Rights	TP	6	▼	-66.7%	-12	
	Special Immigrant Juvenile Status	SI	5	▲	+66.7%	+2	
	Other	OT	4	▼	-20.0%	-1	
	Voluntary Continuing Services and Support Agreem	VA	4	▼	-20.0%	-1	
	Entrustment	ET	2	▲	-	+2	
	Juvenile Support	JS	2	▲	-	+2	
	Capias	CA	1	▲	-	+1	
	Emancipation	EP	1	↔	-	-	
	Mental Commitment	MC	0	▼	-100.0%	-2	
		Total		1,980	▲	33.8%	+500
		GRAND TOTAL		4,025	▲	20.9%	+697

* Compared to same time period as previous year
 ** Case Type Categories are defined in the 2017 Virginia Judicial Workload Assessment
 The data reported reflect the case management system. The case types reported may not necessitate judicial involvement.


Dispositions by Major Case Category**

Category	Summary	Change	% Change	Absolute Change
Adult Criminal	973	▲	+9.3%	+83
Child Dependency	124	▲	+6.0%	+7
Child in Need of Services/Supervision	36	▲	+28.6%	+8
Custody and Visitation	1,065	▲	+34.1%	+271
Delinquency	420	▲	+53.3%	+146
Juvenile Miscellaneous	13	▲	+44.4%	+4
New to Workload Study	27	▲	+170.0%	+17
Other	542	▼	+12.4%	+60
Protective Orders	272	▲	+36.0%	+72
Support	481	▲	+8.1%	+36
Traffic	72	▼	-8.9%	-7
GRAND TOTAL	4,025	▲	20.9%	+697

* Compared to same time period as previous year

** Case Type Categories are defined in the 2017 Virginia Judicial Workload Assessment

The data reported reflect the case management system. The case types reported may not necessitate judicial involvement.

2024 Overall GRAND TOTAL		Distribution of Caseload			Change*		Percentage (%) of Caseload		
2,467	-116 -4.5%	Adult	1,308	53%	-3.4% ▼	-46	Adult	52.4%	53.0%
2024 		Juvenile	1,159	47%	-5.7% ▼	-70	Juvenile	47.6%	47.0%
2023		GRAND TOTAL	2,467	100%	-4.5% ▼	-116	GRAND TOTAL	100%	100%

Dispositions by Division & Code

Division	Case Type Description	Code	Summary	Change	% Change	Absolute Change	
Adult	Civil Support	VS	244	▲	+16.7%	+35	
	Misdemeanor	CM	240	▼	-8.0%	-21	
	Show Cause	SC	232	▲	-2.9%	-7	
	Other	OT	219	▲	-20.9%	-58	
	Felony	CF	146	▲	+19.7%	+24	
	Family Abuse - Protective Order	FP	111	▼	-4.3%	-5	
	Capias	CA	66	▼	-5.7%	-4	
	Motion - Protective Order	MP	22	▼	-4.3%	-1	
	Violation of Protective Order	PV	21	▼	-30.0%	-9	
	Non-Family Abuse Protective Order	AP	5	▲	+66.7%	+2	
	Criminal Support	CS	1	▲	-	+1	
	Remand Support	RS	1	▼	-75.0%	-3	
		Total		1,308	▼	-3.4%	-46
Juvenile	Custody Visitation	CV	740	▲	+1.4%	+10	
	Misdemeanor	DM	116	▼	-9.4%	-12	
	Traffic	T	49	▲	+53.1%	+17	
	Truancy	TR	28	▼	-12.5%	-4	
	Child at Risk	RI	27	▲	+28.6%	+6	
	Foster Care Review	FC	22	▼	-12.0%	-3	
	Permanency Planning	PH	22	▼	-46.3%	-19	
	Initial Foster Care	IF	20	▲	+11.1%	+2	
	Abuse and Neglect	AN	17	▼	-5.6%	-1	
	Felony	DF	15	▼	-54.5%	-18	
	Motion - Protective Order	MP	14	▼	-44.0%	-11	
	Paternity	PT	14	▲	+7.7%	+1	
	Voluntary Continuing Services and Support Agree	VA	14	▲	+1,300.0%	+13	
	Non-Family Abuse Protective Order	AP	11	▼	-45.0%	-9	
	Terminate Parental Rights	TP	11	▼	-26.7%	-4	
	Temporary Detention Order	TD	7	▼	-65.0%	-13	
	Child In Need of Services	CS	5	▼	-37.5%	-3	
	Civil Violation	CI	5	▲	+66.7%	+2	
	Entrustment	ET	3	▲	+50.0%	+1	
	Family Abuse - Protective Order	FP	3	▲	+50.0%	+1	
	Other	OT	3	▼	-62.5%	-5	
	Capias	CA	2	▲	-	+2	
	Emancipation	EP	2	↔	-	-	
	Emergency Custody Order	EC	2	▼	-75.0%	-6	
	Show Cause	SC	2	▼	-60.0%	-3	
	Status	ST	2	▼	-33.3%	-1	
	Relief of Custody	CR	1	▼	-75.0%	-3	
	Remand Custody	RC	1	▼	-75.0%	-3	
	Remand Visitation	RV	1	▼	-75.0%	-3	
	Mental Commitment	MC	0	▼	-100.0%	-1	
	Qualified Residential Treatment	QR	0	▼	-100.0%	-3	
		Total		1,159	▼	-5.7%	-70
	GRAND TOTAL			2,467	▼	-4.5%	-116

* Compared to same time period as previous year

** Case Type Categories are defined in the 2017 Virginia Judicial Workload Assessment

The data reported reflect the case management system. The case types reported may not necessitate judicial involvement.

Dispositions by Major Case Category**

Category	Summary	Change	% Change	Absolute Change
Adult Criminal	600	▼	-5.8%	-37
Child Dependency	137	▲	-7.4%	-11
Child in Need of Services/Supervision	33	▼	-17.5%	-7
Custody and Visitation	754	▲	+1.5%	+11
Delinquency	135	▲	-18.7%	-31
Juvenile Miscellaneous	4	▼	-20.0%	-1
New to Workload Study	5	▲	+66.7%	+2
Other	234	▼	-28.2%	-92
Protective Orders	166	▲	-12.2%	-23
Support	350	▲	+19.0%	+56
Traffic	49	▲	+53.1%	+17
GRAND TOTAL	2,467	▼	-4.5%	-116

* Compared to same time period as previous year

** Case Type Categories are defined in the 2017 Virginia Judicial Workload Assessment

The data reported reflect the case management system. The case types reported may not necessitate judicial involvement.

2024 Overall GRAND TOTAL		Distribution of Caseload		Change*		Percentage (%) of Caseload			
976 -0.3% 	-3	Adult	457	47%	13.7% ▲	+55	Adult	41.1%	46.8%
		Juvenile	519	53%	-10.1% ▼	-58	Juvenile	58.9%	53.2%
		GRAND TOTAL	976	100%	-0.3% ▼	-3	GRAND TOTAL	100%	100%

Dispositions by Division & Code

Division	Case Type Description	Code	Summary	Change	% Change	Absolute Change	
Adult	Misdemeanor	CM	127	▲	+13.4%	+15	
	Other	OT	98	▲	+78.2%	+43	
	Civil Support	VS	74	▼	-7.5%	-6	
	Show Cause	SC	72	▲	+9.1%	+6	
	Family Abuse - Protective Order	FP	38	▲	+2.7%	+1	
	Felony	CF	21	▲	+16.7%	+3	
	Capias	CA	9	▼	-35.7%	-5	
	Motion - Protective Order	MP	7	▼	-12.5%	-1	
	Remand Support	RS	3	▲	+200.0%	+2	
	Restricted License for Non-Support	SL	3	▲	-	+3	
	Non-Family Abuse Protective Order	AP	2	↔	-	-	
	Violation of Protective Order	PV	2	▼	-77.8%	-7	
	Bond Forfeiture	BF	1	▲	-	+1	
	Total		457	▲	13.7%	+55	
Juvenile	Custody Visitation	CV	332	▼	-10.8%	-40	
	Misdemeanor	DM	37	▼	-26.0%	-13	
	Abuse and Neglect	AN	22	▲	+10.0%	+2	
	Truancy	TR	18	▲	+200.0%	+12	
	Foster Care Review	FC	12	▼	-20.0%	-3	
	Temporary Detention Order	TD	12	▲	+200.0%	+8	
	Motion - Protective Order	MP	11	▼	-50.0%	-11	
	Civil Violation	CI	10	↔	-	-	
	Traffic	T	10	▲	+100.0%	+5	
	Felony	DF	8	▼	-52.9%	-9	
	Initial Foster Care	IF	8	▲	+100.0%	+4	
	Paternity	PT	7	▼	-22.2%	-2	
	Remand Custody	RC	6	▼	-25.0%	-2	
	Emergency Custody Order	EC	4	▲	-	+4	
	Permanency Planning	PH	4	▼	-50.0%	-4	
	Other	OT	3	▲	-	+3	
	Terminate Parental Rights	TP	3	▼	-40.0%	-2	
	Entrustment	ET	2	▲	+100.0%	+1	
	Relief of Custody	CR	2	▲	+100.0%	+1	
	Remand Visitation	RV	2	▼	-75.0%	-6	
	Voluntary Continuing Services and Support Agree	VA	2	↔	-	-	
	Emancipation	EP	1	↔	-	-	
	Non-Family Abuse Protective Order	AP	1	▼	-50.0%	-1	
	Show Cause	SC	1	↔	-	-	
	Status	ST	1	↔	-	-	
	Child In Need of Services	CS	0	▼	-100.0%	-3	
	Family Abuse - Protective Order	FP	0	▼	-100.0%	-1	
	Special Immigrant Juvenile Status	SI	0	▼	-100.0%	-1	
		Total		519	▼	-10.1%	-58
		GRAND TOTAL		976	▼	-0.3%	-3

* Compared to same time period as previous year

** Case Type Categories are defined in the 2017 Virginia Judicial Workload Assessment

The data reported reflect the case management system. The case types reported may not necessitate judicial involvement.

Dispositions by Major Case Category**

Category	Summary	Change	% Change	Absolute Change
Adult Criminal	202	▲	+5.8%	+11
Child Dependency	55	▲	-1.8%	-1
Child in Need of Services/Supervision	18	▲	+100.0%	+9
Custody and Visitation	339	▼	-11.0%	-42
Delinquency	46	▼	-32.4%	-22
Juvenile Miscellaneous	2	↔		0
New to Workload Study	10	▼	-9.1%	-1
Other	128	▲	+68.4%	+52
Protective Orders	59	▼	-18.1%	-13
Support	107	▲	-0.9%	-1
Traffic	10	▲	+100.0%	+5
GRAND TOTAL	976	▼	-0.3%	-3

* Compared to same time period as previous year

** Case Type Categories are defined in the 2017 Virginia Judicial Workload Assessment

The data reported reflect the case management system. The case types reported may not necessitate judicial involvement.

2024 Overall GRAND TOTAL		Distribution of Caseload			Change*		Percentage (%) of Caseload		
2,412 +126 5.5% 	2024 2023	Adult	1,166	48%	14.1% ▲	+144	Adult	44.7%	48.3%
		Juvenile	1,246	52%	-1.4% ▼	-18	Juvenile	55.3%	51.7%
		GRAND TOTAL	2,412	100%	5.5% ▲	+126	GRAND TOTAL	100%	100%

Dispositions by Division & Code

Division	Case Type Description	Code	Summary	Change	% Change	Absolute Change	
Adult	Misdemeanor	CM	260	▲	+10.6%	+25	
	Other	OT	256	▲	+29.9%	+59	
	Civil Support	VS	197	▲	+7.7%	+14	
	Show Cause	SC	174	▲	-8.4%	-16	
	Felony	CF	105	▲	+90.9%	+50	
	Family Abuse - Protective Order	FP	93	▲	+2.2%	+2	
	Violation of Protective Order	PV	41	▲	+115.8%	+22	
	Capias	CA	19	▼	-44.1%	-15	
	Motion - Protective Order	MP	12	▲	+9.1%	+1	
	Remand Support	RS	6	▲	+200.0%	+4	
	Non-Family Abuse Protective Order	AP	3	▼	-40.0%	-2	
		Total		1,166	▲	14.1%	+144
Juvenile	Custody Visitation	CV	774	▲	+2.4%	+18	
	Misdemeanor	DM	92	▼	-4.2%	-4	
	Status	ST	58	▲	+7.4%	+4	
	Abuse and Neglect	AN	55	▼	-8.3%	-5	
	Traffic	T	53	▼	-32.9%	-26	
	Permanency Planning	PH	42	▲	+162.5%	+26	
	Foster Care Review	FC	29	▼	-14.7%	-5	
	Paternity	PT	18	▲	+63.6%	+7	
	Felony	DF	16	▲	+45.5%	+5	
	Remand Custody	RC	15	▲	+150.0%	+9	
	Terminate Parental Rights	TP	15	▲	+36.4%	+4	
	Initial Foster Care	IF	13	▼	-61.8%	-21	
	Motion - Protective Order	MP	13	▲	+1,200.0%	+12	
	Temporary Detention Order	TD	13	▲	+18.2%	+2	
	Truancy	TR	9	▼	-60.9%	-14	
	Emergency Custody Order	EC	7	▲	+16.7%	+1	
	Non-Family Abuse Protective Order	AP	6	▼	-25.0%	-2	
	Show Cause	SC	5	▼	-54.5%	-6	
	Child In Need of Services	CS	4	▼	-20.0%	-1	
	Entrustment	ET	2	▼	-66.7%	-4	
	Relief of Custody	CR	2	▼	-50.0%	-2	
	Voluntary Continuing Services and Support Agreen	VA	2	▼	-60.0%	-3	
	Family Abuse - Protective Order	FP	1	▲	-	+1	
	Other	OT	1	▼	-50.0%	-1	
	Restoration of Parental Rights	RR	1	▲	-	+1	
	Child at Risk	RI	0	▼	-100.0%	-8	
	Emancipation	EP	0	▼	-100.0%	-1	
	Mental Commitment	MC	0	▼	-100.0%	-4	
	Qualified Residential Treatment	QR	0	▼	-100.0%	-1	
		Total		1,246	▼	-1.4%	-18
	GRAND TOTAL			2,412	▲	5.5%	+126

* Compared to same time period as previous year

** Case Type Categories are defined in the 2017 Virginia Judicial Workload Assessment

The data reported reflect the case management system. The case types reported may not necessitate judicial involvement.

Dispositions by Major Case Category**

Category	Summary	Change	% Change	Absolute Change
Adult Criminal	508	▲	+9.2%	+43
Child Dependency	160	▼	-10.6%	-19
Child in Need of Services/Supervision	14	▼	-51.7%	-15
Custody and Visitation	792	▲	+3.3%	+25
Delinquency	112	▼	-4.3%	-5
Juvenile Miscellaneous	58	▼	+5.5%	+3
Other	299	▲	+31.1%	+71
Protective Orders	128	▲	+10.3%	+12
Support	288	▼	+14.7%	+37
Traffic	53	▼	-32.9%	-26
GRAND TOTAL	2,412	▲	5.5%	+126

* Compared to same time period as previous year

** Case Type Categories are defined in the 2017 Virginia Judicial Workload Assessment

The data reported reflect the case management system. The case types reported may not necessitate judicial involvement.

2024 Overall GRAND TOTAL		Distribution of Caseload			Change*		Percentage (%) of Caseload		
1,890 +103 5.8% 	Adult Juvenile GRAND TOTAL	958	51%	2.7% ▲	+25	52.2%	50.7%		
		932	49%	9.1% ▲	+78	47.8%	49.3%		
		1,890	100%	5.8% ▲	+103	100%	100%		

Dispositions by Division & Code

Division	Case Type Description	Code	Summary	Change	% Change	Absolute Change	
Adult	Misdemeanor	CM	298	▲	+17.8%	+45	
	Other	OT	158	▼	-22.5%	-46	
	Show Cause	SC	134	▲	+35.4%	+35	
	Capias	CA	90	▲	+7.1%	+6	
	Civil Support	VS	84	▼	-16.8%	-17	
	Felony	CF	69	▼	-33.0%	-34	
	Family Abuse - Protective Order	FP	63	▼	-4.5%	-3	
	Remand Support	RS	25	▲	+127.3%	+14	
	Violation of Protective Order	PV	17	▲	+750.0%	+15	
	Motion - Protective Order	MP	13	▲	+333.3%	+10	
	Non-Family Abuse Protective Order	AP	3	↔		-	
	Emergency Custody Order	EC	1	▲	-	+1	
	Protective Order	PC	1	▼	-75.0%	-3	
	Restricted License for Non-Support	SL	1	▲	-	+1	
	Violation Family Abuse Protective Order	PS	1	▲	-	+1	
	Total		958	▲	2.7%	+25	
Juvenile	Custody Visitation	CV	430	▼	-4.0%	-18	
	Status	ST	98	▲	+32.4%	+24	
	Misdemeanor	DM	78	▲	+122.9%	+43	
	Foster Care Review	FC	48	▼	-2.0%	-1	
	Remand Custody	RC	44	▲	+193.3%	+29	
	Traffic	T	43	▲	+38.7%	+12	
	Remand Visitation	RV	42	▲	+180.0%	+27	
	Permanency Planning	PH	31	▼	-40.4%	-21	
	Initial Foster Care	IF	26	▲	+100.0%	+13	
	Abuse and Neglect	AN	21	▲	+5.0%	+1	
	Felony	DF	19	▲	+58.3%	+7	
	Paternity	PT	10	▼	-67.7%	-21	
	Entrustment	ET	7	▲	-	+7	
	Non-Family Abuse Protective Order	AP	7	▼	-22.2%	-2	
	Truancy	TR	7	▲	+40.0%	+2	
	Voluntary Continuing Services and Support Agreem	VA	6	▲	+20.0%	+1	
	Temporary Detention Order	TD	5	▲	+400.0%	+4	
	Terminate Parental Rights	TP	5	▼	-77.3%	-17	
	Civil Violation	CI	2	▼	-50.0%	-2	
	Child In Need of Services	CS	1	▼	-50.0%	-1	
	Emergency Custody Order	EC	1	▲	-	+1	
	Other	OT	1	▼	-66.7%	-2	
	Emancipation	EP	0	▼	-100.0%	-1	
	Family Abuse - Protective Order	FP	0	▼	-100.0%	-5	
	Qualified Residential Treatment	QR	0	▼	-100.0%	-2	
		Total		932	▲	9.1%	+78
	GRAND TOTAL			1,890	▲	5.8%	+103

* Compared to same time period as previous year

** Case Type Categories are defined in the 2017 Virginia Judicial Workload Assessment

The data reported reflect the case management system. The case types reported may not necessitate judicial involvement.

Dispositions by Major Case Category**

Category	Summary	Change	% Change	Absolute Change
Adult Criminal	552	▲	+4.2%	+22
Child Dependency	144	▲	-11.7%	-19
Child in Need of Services/Supervision	8	▼	+14.3%	+1
Custody and Visitation	440	▼	-8.1%	-39
Delinquency	97	▲	+106.4%	+50
Juvenile Miscellaneous	98	▼	+30.7%	+23
New to Workload Study	2	▼	-50.0%	-2
Other	277	▲	+11.2%	+28
Protective Orders	86	▲		0
Support	143	▲	+23.3%	+27
Traffic	43	▲	+38.7%	+12
GRAND TOTAL	1,890	▲	5.8%	+103

* Compared to same time period as previous year

** Case Type Categories are defined in the 2017 Virginia Judicial Workload Assessment

The data reported reflect the case management system. The case types reported may not necessitate judicial involvement.

2024 Overall GRAND TOTAL		Distribution of Caseload			Change*		Percentage (%) of Caseload		
3,231	-121 -3.6%	Adult	1,694	52%	9.4% ▲	+146	Adult	46.2%	52.4%
2024		Juvenile	1,537	48%	-14.8% ▼	-267	Juvenile	53.8%	47.6%
2023		GRAND TOTAL	3,231	100%	-3.6% ▼	-121	GRAND TOTAL	100%	100%

Dispositions by Division & Code

Division	Case Type Description	Code	Summary	Change	% Change	Absolute Change	
Adult	Show Cause	SC	513	▲	+30.2%	+119	
	Misdemeanor	CM	308	▼	-1.9%	-6	
	Other	OT	297	▲	+20.7%	+51	
	Civil Support	VS	221	▲	+28.5%	+49	
	Capias	CA	169	▲	+14.2%	+21	
	Family Abuse - Protective Order	FP	82	▼	-20.4%	-21	
	Felony	CF	57	▼	-42.4%	-42	
	Remand Support	RS	24	▼	-20.0%	-6	
	Motion - Protective Order	MP	12	▼	-36.8%	-7	
	Violation of Protective Order	PV	8	▼	-50.0%	-8	
	Non-Family Abuse Protective Order	AP	3	▼	-50.0%	-3	
	Protective Order	PC	0	▼	-100.0%	-1	
		Total		1,694	▲	9.4%	+146
Juvenile	Custody Visitation	CV	833	▼	-24.5%	-271	
	Status	ST	173	▲	+20.1%	+29	
	Misdemeanor	DM	135	▲	+55.2%	+48	
	Paternity	PT	47	▲	+42.4%	+14	
	Permanency Planning	PH	47	▲	+74.1%	+20	
	Traffic	T	47	▲	+42.4%	+14	
	Remand Custody	RC	40	▼	-16.7%	-8	
	Remand Visitation	RV	40	▼	-16.7%	-8	
	Motion - Protective Order	MP	33	▼	-49.2%	-32	
	Foster Care Review	FC	31	▼	-40.4%	-21	
	Felony	DF	27	▲	+237.5%	+19	
	Abuse and Neglect	AN	24	▼	-64.2%	-43	
	Show Cause	SC	12	▲	+33.3%	+3	
	Temporary Detention Order	TD	12	▲	+20.0%	+2	
	Initial Foster Care	IF	8	▼	-63.6%	-14	
	Truancy	TR	8	▼	-11.1%	-1	
	Non-Family Abuse Protective Order	AP	5	▲	+25.0%	+1	
	Terminate Parental Rights	TP	5	▼	-64.3%	-9	
	Emergency Custody Order	EC	3	▼	-40.0%	-2	
	Relief of Custody	CR	3	▼	-25.0%	-1	
	Child In Need of Services	CS	2	▲	+100.0%	+1	
	Entrustment	ET	2	↔		-	
	Emancipation	EP	0	▼	-100.0%	-1	
	Family Abuse - Protective Order	FP	0	▼	-100.0%	-3	
	Mental Commitment	MC	0	▼	-100.0%	-1	
	Other	OT	0	▼	-100.0%	-1	
	Qualified Residential Treatment	QR	0	▼	-100.0%	-1	
	Voluntary Continuing Services and Support Agreem	VA	0	▼	-100.0%	-1	
		Total		1,537	▼	-14.8%	-267
	GRAND TOTAL			3,231	▼	-3.6%	-121

* Compared to same time period as previous year

** Case Type Categories are defined in the 2017 Virginia Judicial Workload Assessment

The data reported reflect the case management system. The case types reported may not necessitate judicial involvement.

Dispositions by Major Case Category**

Category	Summary	Change	% Change	Absolute Change
Adult Criminal	935	▼	+6.1%	+54
Child Dependency	120	▼	-36.8%	-70
Child in Need of Services/Supervision	10	▲		0
Custody and Visitation	880	▲	-22.6%	-257
Delinquency	174	▲	+67.3%	+70
Juvenile Miscellaneous	173	▼	+19.3%	+28
Other	416	▼	+6.9%	+27
Protective Orders	135	▼	-32.5%	-65
Support	341	▲	+29.7%	+78
Traffic	47	▲	+42.4%	+14
GRAND TOTAL	3,231	▼	-3.6%	-121

* Compared to same time period as previous year

** Case Type Categories are defined in the 2017 Virginia Judicial Workload Assessment

The data reported reflect the case management system. The case types reported may not necessitate judicial involvement.

2024 Overall GRAND TOTAL		Distribution of Caseload			Change*		Percentage (%) of Caseload		
3,344	-157 -4.5%	Adult	1,571	47%	-10.7% ▼	-188	Adult	50.2%	47.0%
2024		Juvenile	1,773	53%	1.8% ▲	+31	Juvenile	49.8%	53.0%
2023		GRAND TOTAL	3,344	100%	-4.5% ▼	-157	GRAND TOTAL	100%	100%

Dispositions by Division & Code

Division	Case Type Description	Code	Summary	Change	% Change	Absolute Change	
Adult	Misdemeanor	CM	431	▲	+1.4%	+6	
	Other	OT	302	▲	-20.7%	-79	
	Felony	CF	193	▼	-17.9%	-42	
	Show Cause	SC	152	▲	-5.6%	-9	
	Civil Support	VS	148	▼	-20.9%	-39	
	Family Abuse - Protective Order	FP	141	▼	-6.0%	-9	
	Capias	CA	117	▲	-20.4%	-30	
	Motion - Protective Order	MP	32	▼	-5.9%	-2	
	Violation of Protective Order	PV	31	▲	+106.7%	+16	
	Remand Support	RS	15	▲	+50.0%	+5	
	Bond Forfeiture	BF	4	▼	-20.0%	-1	
	Protective Order	PC	3	▲	+200.0%	+2	
	Restricted License for Non-Support	SL	2	↔		-	
	Non-Family Abuse Protective Order	AP	0	▼	-100.0%	-6	
	Total		1,571	▼	-10.7%	-188	
Juvenile	Custody Visitation	CV	954	▼	-3.0%	-30	
	Permanency Planning	PH	112	▲	+41.8%	+33	
	Status	ST	88	▲	+63.0%	+34	
	Traffic	T	76	▼	-3.8%	-3	
	Foster Care Review	FC	69	▲	+1.5%	+1	
	Remand Visitation	RV	68	▼	-2.9%	-2	
	Remand Custody	RC	64	▼	-7.2%	-5	
	Misdemeanor	DM	61	▼	-4.7%	-3	
	Abuse and Neglect	AN	53	▼	-1.9%	-1	
	Felony	DF	53	▲	+76.7%	+23	
	Initial Foster Care	IF	42	▲	+2.4%	+1	
	Terminate Parental Rights	TP	34	▲	+9.7%	+3	
	Paternity	PT	30	▲	+20.0%	+5	
	Truancy	TR	13	▲	+18.2%	+2	
	Motion - Protective Order	MP	11	▼	-31.3%	-5	
	Temporary Detention Order	TD	9	▼	-25.0%	-3	
	Non-Family Abuse Protective Order	AP	8	▼	-20.0%	-2	
	Voluntary Continuing Services and Support Agreem	VA	8	↔		-	
	Other	OT	6	▼	-14.3%	-1	
	Emergency Custody Order	EC	5	▲	+25.0%	+1	
	Relief of Custody	CR	4	▼	-63.6%	-7	
	Civil Violation	CI	2	▲	-	+2	
	Entrustment	ET	2	▼	-66.7%	-4	
	Child In Need of Services	CS	1	↔		-	
	Qualified Residential Treatment	QR	0	▼	-100.0%	-6	
	Show Cause	SC	0	▼	-100.0%	-2	
		Total		1,773	▲	1.8%	+31
		GRAND TOTAL		3,344	▼	-4.5%	-157

* Compared to same time period as previous year
 ** Case Type Categories are defined in the 2017 Virginia Judicial Workload Assessment
 The data reported reflect the case management system. The case types reported may not necessitate judicial involvement.

Dispositions by Major Case Category**

Category	Summary	Change	% Change	Absolute Change
Adult Criminal	898	▲	-7.4%	-72
Child Dependency	324	▼	+6.6%	+20
Child in Need of Services/Supervision	14	▲	+16.7%	+2
Custody and Visitation	984	▲	-2.5%	-25
Delinquency	114	▼	+18.8%	+18
Juvenile Miscellaneous	88	▲	+63.0%	+34
New to Workload Study	2	▲	-	+2
Other	469	▲	-15.2%	-84
Protective Orders	192	▼	-11.1%	-24
Support	183	▲	-12.0%	-25
Traffic	76	▼	-3.8%	-3
GRAND TOTAL	3,344	▼	-4.5%	-157

* Compared to same time period as previous year

** Case Type Categories are defined in the 2017 Virginia Judicial Workload Assessment

The data reported reflect the case management system. The case types reported may not necessitate judicial involvement.

2024 Overall GRAND TOTAL		Distribution of Caseload			Change*		Percentage (%) of Caseload		
1,679	-133 -7.3%	Adult	726	43%	-15.3% ▼	-131	Adult	47.3%	43.2%
2024		Juvenile	953	57%	-0.2% ▼	-2	Juvenile	52.7%	56.8%
2023		GRAND TOTAL	1,679	100%	-7.3% ▼	-133	GRAND TOTAL	100%	100%

Dispositions by Division & Code

Division	Case Type Description	Code	Summary	Change	% Change	Absolute Change	
Adult	Show Cause	SC	196	▲	+18.8%	+31	
	Other	OT	177	▼	-11.5%	-23	
	Misdemeanor	CM	119	▼	-21.7%	-33	
	Civil Support	VS	80	▼	-14.0%	-13	
	Capias	CA	70	▼	-13.6%	-11	
	Family Abuse - Protective Order	FP	36	▼	-35.7%	-20	
	Felony	CF	24	▼	-69.2%	-54	
	Motion - Protective Order	MP	7	↔		-	
	Non-Family Abuse Protective Order	AP	5	↔		-	
	Remand Support	RS	5	▼	-37.5%	-3	
	Bond Forfeiture	BF	3	▼	-62.5%	-5	
	Restricted License for Non-Support	SL	3	▲	+50.0%	+1	
	Violation of Protective Order	PV	1	▼	-50.0%	-1	
		Total		726	▼	-15.3%	-131
Juvenile	Custody Visitation	CV	497	▼	-3.7%	-19	
	Permanency Planning	PH	59	▼	-39.2%	-38	
	Child at Risk	RI	52	▲	+333.3%	+40	
	Terminate Parental Rights	TP	50	▲	+117.4%	+27	
	Foster Care Review	FC	47	▼	-21.7%	-13	
	Truancy	TR	43	▼	-17.3%	-9	
	Abuse and Neglect	AN	36	▲	+20.0%	+6	
	Initial Foster Care	IF	32	▲	+10.3%	+3	
	Motion - Protective Order	MP	26	▲	+420.0%	+21	
	Misdemeanor	DM	21	▲	+16.7%	+3	
	Traffic	T	19	▼	-47.2%	-17	
	Entrustment	ET	10	▲	+233.3%	+7	
	Status	ST	10	▼	-16.7%	-2	
	Voluntary Continuing Services and Support Agreen	VA	8	▲	+300.0%	+6	
	Child In Need of Services	CS	6	▼	-25.0%	-2	
	Paternity	PT	6	▼	-25.0%	-2	
	Remand Custody	RC	6	▼	-45.5%	-5	
	Remand Visitation	RV	6	▼	-53.8%	-7	
	Non-Family Abuse Protective Order	AP	5	▼	-28.6%	-2	
	Civil Violation	CI	3	▲	-	+3	
	Felony	DF	3	↔		-	
	Relief of Custody	CR	3	↔		-	
	Emancipation	EP	2	▲	+100.0%	+1	
	Capias	CA	1	▲	-	+1	
	Show Cause	SC	1	▲	-	+1	
	Temporary Detention Order	TD	1	↔		-	
	Family Abuse - Protective Order	FP	0	▼	-100.0%	-2	
	Other	OT	0	▼	-100.0%	-3	
		Total		953	▼	-0.2%	-2
	GRAND TOTAL			1,679	▼	-7.3%	-133

* Compared to same time period as previous year

** Case Type Categories are defined in the 2017 Virginia Judicial Workload Assessment

The data reported reflect the case management system. The case types reported may not necessitate judicial involvement.

Dispositions by Major Case Category**

Category	Summary	Change	% Change	Absolute Change
Adult Criminal	354	▼	-19.0%	-83
Child Dependency	297	▲	+14.7%	+38
Child in Need of Services/Supervision	49	▼	-18.3%	-11
Custody and Visitation	503	▼	-4.0%	-21
Delinquency	26	▲	+23.8%	+5
Juvenile Miscellaneous	12	▲	-7.7%	-1
New to Workload Study	3	▲	-	+3
Other	195	▼	-17.4%	-41
Protective Orders	79	▲	-3.7%	-3
Support	142	▲	-1.4%	-2
Traffic	19	▼	-47.2%	-17
GRAND TOTAL	1,679	▼	-7.3%	-133

* Compared to same time period as previous year

** Case Type Categories are defined in the 2017 Virginia Judicial Workload Assessment

The data reported reflect the case management system. The case types reported may not necessitate judicial involvement.

2024 Overall GRAND TOTAL		Distribution of Caseload		Change*		Percentage (%) of Caseload		
942	-257 -21.4%	Adult	439 47%	-13.2% ▼	-67	Adult	2023 42.2%	2024 46.6%
2024		Juvenile	503 53%	-27.4% ▼	-190	Juvenile	57.8%	53.4%
2023		GRAND TOTAL	942 100%	-21.4% ▼	-257	GRAND TOTAL	100%	100%

Dispositions by Division & Code

Division	Case Type Description	Code	Summary	Change	% Change	Absolute Change	
Adult	Misdemeanor	CM	89	▼	-2.2%	-2	
	Other	OT	89	▼	+6.0%	+5	
	Civil Support	VS	88	▼	-28.5%	-35	
	Show Cause	SC	71	▲	-2.7%	-2	
	Family Abuse - Protective Order	FP	43	▼	-18.9%	-10	
	Capias	CA	37	▲	-27.5%	-14	
	Felony	CF	10	▼	-56.5%	-13	
	Motion - Protective Order	MP	6	▲	+20.0%	+1	
	Non-Family Abuse Protective Order	AP	2	▲	+100.0%	+1	
	Bond Forfeiture	BF	1	▲	-	+1	
	Protective Order	PC	1	▲	-	+1	
	Remand Support	RS	1	▼	-50.0%	-1	
	Violation of Protective Order	PV	1	▲	-	+1	
		Total		439	▼	-13.2%	-67
Juvenile	Custody Visitation	CV	370	▼	-20.9%	-98	
	Misdemeanor	DM	30	▼	-40.0%	-20	
	Permanency Planning	PH	16	▼	-61.9%	-26	
	Truancy	TR	11	▲	+22.2%	+2	
	Entrustment	ET	9	▲	+12.5%	+1	
	Initial Foster Care	IF	9	▼	-10.0%	-1	
	Felony	DF	8	▼	-60.0%	-12	
	Paternity	PT	8	▲	+60.0%	+3	
	Child In Need of Services	CS	6	▼	-33.3%	-3	
	Foster Care Review	FC	6	▼	-50.0%	-6	
	Terminate Parental Rights	TP	6	▲	+20.0%	+1	
	Status	ST	5	▼	-44.4%	-4	
	Traffic	T	5	▼	-78.3%	-18	
	Abuse and Neglect	AN	3	▼	-62.5%	-5	
	Child at Risk	RI	3	▲	-	+3	
	Voluntary Continuing Services and Support Agreen	VA	3	▲	-	+3	
	Civil Violation	CI	1	▲	-	+1	
	Motion - Protective Order	MP	1	↔	-	-	
	Other	OT	1	▲	-	-	
	Relief of Custody	CR	1	▼	-50.0%	-1	
	Show Cause	SC	1	▼	-66.7%	-2	
	Capias	CA	0	▼	-100.0%	-1	
	Emergency Custody Order	EC	0	▼	-100.0%	-2	
	Mental Commitment	MC	0	▼	-100.0%	-1	
	Non-Family Abuse Protective Order	AP	0	▼	-100.0%	-1	
	Qualified Residential Treatment	QR	0	▼	-100.0%	-1	
	Remand Custody	RC	0	▼	-100.0%	-1	
	Temporary Detention Order	TD	0	▼	-100.0%	-1	
		Total		503	▼	-27.4%	-190
	GRAND TOTAL			942	▼	-21.4%	-257

* Compared to same time period as previous year
 ** Case Type Categories are defined in the 2017 Virginia Judicial Workload Assessment
 The data reported reflect the case management system. The case types reported may not necessitate judicial involvement.

Dispositions by Major Case Category**

Category	Summary	Change	% Change	Absolute Change
Adult Criminal	166	▲	-21.7%	-46
Child Dependency	56	▲	-36.4%	-32
Child in Need of Services/Supervision	17	▼	-10.5%	-2
Custody and Visitation	378	▲	-20.1%	-95
Delinquency	39	▼	-46.6%	-34
Juvenile Miscellaneous	5	▼	-50.0%	-5
New to Workload Study	1	▲	-	+1
Other	91	▲		0
Protective Orders	52	▲	-14.8%	-9
Support	132	▲	-11.4%	-17
Traffic	5	▼	-78.3%	-18
GRAND TOTAL	942	▼	-21.4%	-257

* Compared to same time period as previous year

** Case Type Categories are defined in the 2017 Virginia Judicial Workload Assessment

The data reported reflect the case management system. The case types reported may not necessitate judicial involvement.

2024 Overall GRAND TOTAL		Distribution of Caseload			Change*		Percentage (%) of Caseload		
2,293	-67 -2.8%	Adult	1,258	55%	-9.1% ▼	-126	Adult	58.6%	54.9%
2024		Juvenile	1,035	45%	6.0% ▲	+59	Juvenile	41.4%	45.1%
2023		GRAND TOTAL	2,293	100%	-2.8% ▼	-67	GRAND TOTAL	100%	100%

Dispositions by Division & Code

Division	Case Type Description	Code	Summary	Change	% Change	Absolute Change	
Adult	Show Cause	SC	382	▲	-29.1%	-157	
	Misdemeanor	CM	232	▲	+2.2%	+5	
	Other	OT	224	▼	+2.8%	+6	
	Civil Support	VS	136	▼	-2.9%	-4	
	Felony	CF	76	▲	+49.0%	+25	
	Capias	CA	72	▼	-1.4%	-1	
	Family Abuse - Protective Order	FP	66	▼	-12.0%	-9	
	Remand Support	RS	25	▲	+8.7%	+2	
	Motion - Protective Order	MP	20	▲	+53.8%	+7	
	Violation of Protective Order	PV	10	▲	+66.7%	+4	
	Bond Forfeiture	BF	8	▼	-42.9%	-6	
	Non-Family Abuse Protective Order	AP	7	▲	+40.0%	+2	
		Total		1,258	▼	-9.1%	-126
Juvenile	Custody Visitation	CV	473	▼	-14.3%	-79	
	Misdemeanor	DM	78	▲	+151.6%	+47	
	Permanency Planning	PH	67	▼	-32.3%	-32	
	Foster Care Review	FC	60	▲	+71.4%	+25	
	Abuse and Neglect	AN	45	▲	+28.6%	+10	
	Initial Foster Care	IF	35	▲	+52.2%	+12	
	Traffic	T	35	▲	+66.7%	+14	
	Terminate Parental Rights	TP	34	▲	+183.3%	+22	
	Entrustment	ET	33	▲	+135.7%	+19	
	Remand Custody	RC	29	↔		-	
	Remand Visitation	RV	29	▲	+7.4%	+2	
	Truancy	TR	25	▲	+47.1%	+8	
	Motion - Protective Order	MP	22	▲	+15.8%	+3	
	Felony	DF	15	▲	+50.0%	+5	
	Temporary Detention Order	TD	8	▲	+166.7%	+5	
	Relief of Custody	CR	7	▲	+250.0%	+5	
	Paternity	PT	6	▼	-33.3%	-3	
	Child In Need of Services	CS	5	▲	+25.0%	+1	
	Show Cause	SC	5	▲	+150.0%	+3	
	Status	ST	5	▼	-58.3%	-7	
	Capias	CA	4	▲	+100.0%	+2	
	Other	OT	4	▲	+100.0%	+2	
	Voluntary Continuing Services and Support Agree	VA	4	▼	-20.0%	-1	
	Civil Violation	CI	2	↔		-	
	Emergency Custody Order	EC	2	▼	-50.0%	-2	
	Mental Commitment	MC	2	▲	-	+2	
	Non-Family Abuse Protective Order	AP	1	▼	-66.7%	-2	
	Child at Risk	RI	0	▼	-100.0%	-1	
	Qualified Residential Treatment	QR	0	▼	-100.0%	-1	
		Total		1,035	▲	6.0%	+59
	GRAND TOTAL			2,293	▼	-2.8%	-67

* Compared to same time period as previous year

** Case Type Categories are defined in the 2017 Virginia Judicial Workload Assessment

The data reported reflect the case management system. The case types reported may not necessitate judicial involvement.

Dispositions by Major Case Category**

Category	Summary	Change	% Change	Absolute Change
Adult Criminal	672	▲	-19.5%	-163
Child Dependency	285	▲	+25.6%	+58
Child in Need of Services/Supervision	33	▲	+43.5%	+10
Custody and Visitation	479	▼	-14.6%	-82
Delinquency	99	▲	+130.2%	+56
Juvenile Miscellaneous	5	▼	-58.3%	-7
New to Workload Study	2	↔		0
Other	323	▲	+5.6%	+17
Protective Orders	116	▲	+0.9%	+1
Support	244	▲	+13.5%	+29
Traffic	35	▲	+66.7%	+14
GRAND TOTAL	2,293	▼	-2.8%	-67

* Compared to same time period as previous year

** Case Type Categories are defined in the 2017 Virginia Judicial Workload Assessment

The data reported reflect the case management system. The case types reported may not necessitate judicial involvement.

2024 Overall GRAND TOTAL		Distribution of Caseload			Change*		Percentage (%) of Caseload		
3,093	-134 -4.2%	Adult	1,710	55%	14.1% ▲	+211	Adult	46.5%	55.3%
2024		Juvenile	1,383	45%	-20.0% ▼	-345	Juvenile	53.5%	44.7%
2023		GRAND TOTAL	3,093	100%	-4.2% ▼	-134	GRAND TOTAL	100%	100%

Dispositions by Division & Code

Division	Case Type Description	Code	Summary	Change	% Change	Absolute Change	
Adult	Misdemeanor	CM	471	▲	+57.0%	+171	
	Other	OT	342	▲	-4.5%	-16	
	Show Cause	SC	260	▲	+4.4%	+11	
	Civil Support	VS	208	▲	+10.6%	+20	
	Felony	CF	172	▲	+23.7%	+33	
	Capias	CA	111	▼	-4.3%	-5	
	Family Abuse - Protective Order	FP	101	▼	-8.2%	-9	
	Motion - Protective Order	MP	22	▲	+22.2%	+4	
	Remand Support	RS	13	▲	+8.3%	+1	
	Non-Family Abuse Protective Order	AP	7	▼	-22.2%	-2	
	Restricted License for Non-Support	SL	2	▲	-	+2	
	Violation Family Abuse Protective Order	PS	1	▲	-	+1	
	Total			1,710	▲	14.1%	+211
Juvenile	Custody Visitation	CV	803	▼	-20.6%	-208	
	Motion - Protective Order	MP	89	▼	-14.4%	-15	
	Misdemeanor	DM	75	▼	-19.4%	-18	
	Abuse and Neglect	AN	58	▼	-54.7%	-70	
	Traffic	T	58	▲	+9.4%	+5	
	Remand Custody	RC	42	▲	+23.5%	+8	
	Permanency Planning	PH	39	▼	-37.1%	-23	
	Foster Care Review	FC	36	▲	+80.0%	+16	
	Status	ST	28	▲	+55.6%	+10	
	Felony	DF	25	▲	+78.6%	+11	
	Initial Foster Care	IF	22	▼	-21.4%	-6	
	Terminate Parental Rights	TP	18	▼	-25.0%	-6	
	Paternity	PT	17	▼	-29.2%	-7	
	Truancy	TR	15	▼	-48.3%	-14	
	Show Cause	SC	11	▲	+120.0%	+6	
	Other	OT	10	▲	+42.9%	+3	
	Child In Need of Services	CS	8	▲	+60.0%	+3	
	Voluntary Continuing Services and Support Agree	VA	7	▲	+16.7%	+1	
	Relief of Custody	CR	6	▲	+20.0%	+1	
	Entrustment	ET	4	▼	-81.0%	-17	
	Non-Family Abuse Protective Order	AP	3	▼	-76.9%	-10	
	Temporary Detention Order	TD	3	▼	-70.0%	-7	
	Child at Risk	RI	2	▲	-	+2	
	Civil Violation	CI	1	↔	-	-	
	Emergency Custody Order	EC	1	▼	-83.3%	-5	
	Family Abuse - Protective Order	FP	1	↔	-	-	
	Mental Commitment	MC	1	▼	-50.0%	-1	
	Capias	CA	0	▼	-100.0%	-1	
	Juvenile Support	JS	0	▼	-100.0%	-1	
	Protective Order	PC	0	▼	-100.0%	-1	
	Qualified Residential Treatment	QR	0	▼	-100.0%	-1	
	Total			1,383	▼	-20.0%	-345
	GRAND TOTAL			3,093	▼	-4.2%	-134

* Compared to same time period as previous year

** Case Type Categories are defined in the 2017 Virginia Judicial Workload Assessment

The data reported reflect the case management system. The case types reported may not necessitate judicial involvement.

Dispositions by Major Case Category**

Category	Summary	Change	% Change	Absolute Change
Adult Criminal	928	▲	+26.3%	+193
Child Dependency	192	▲	-34.9%	-103
Child in Need of Services/Supervision	24	▲	-29.4%	-10
Custody and Visitation	820	▼	-20.8%	-215
Delinquency	110	▼	-3.5%	-4
Juvenile Miscellaneous	28	▲	+55.6%	+10
New to Workload Study	1	↔		0
Other	412	▼	-4.0%	-17
Protective Orders	223	▼	-12.5%	-32
Support	297	▲	+15.1%	+39
Traffic	58	▲	+9.4%	+5
GRAND TOTAL	3,093	▼	-4.2%	-134

* Compared to same time period as previous year

** Case Type Categories are defined in the 2017 Virginia Judicial Workload Assessment

The data reported reflect the case management system. The case types reported may not necessitate judicial involvement.

2024 Overall GRAND TOTAL		Distribution of Caseload			Change*		Percentage (%) of Caseload		
2024 2023	1,756	Adult	862	49%	3.2% ▲	+27	Adult	50.4%	49.1%
	+99 6.0%	Juvenile	894	51%	8.8% ▲	+72	Juvenile	49.6%	50.9%
		GRAND TOTAL	1,756	100%	6.0% ▲	+99	GRAND TOTAL	100%	100%

Dispositions by Division & Code

Division	Case Type Description	Code	Summary	Change	% Change	Absolute Change	
Adult	Misdemeanor	CM	201	▲	+10.4%	+19	
	Other	OT	175	▲	-4.9%	-9	
	Show Cause	SC	164	▲	+8.6%	+13	
	Civil Support	VS	88	▼	-15.4%	-16	
	Capias	CA	78	▲	+13.0%	+9	
	Family Abuse - Protective Order	FP	70	▼	-12.5%	-10	
	Felony	CF	34	▲	+61.9%	+13	
	Remand Support	RS	20	▲	+17.6%	+3	
	Non-Family Abuse Protective Order	AP	18	▲	+80.0%	+8	
	Motion - Protective Order	MP	11	▼	-8.3%	-1	
	Protective Order	PC	1	↔		-	
	Restricted License for Non-Support	SL	1	▼	-50.0%	-1	
	Return of Desposit (Bondsman)	RD	1	▲	-	+1	
	Bond Forfeiture	BF	0	▼	-100.0%	-2	
	Total		862	▲	3.2%	+27	
Juvenile	Custody Visitation	CV	415	▲	+7.2%	+28	
	Traffic	T	67	▲	+21.8%	+12	
	Misdemeanor	DM	66	▲	+106.3%	+34	
	Permanency Planning	PH	64	▼	-7.2%	-5	
	Foster Care Review	FC	60	▲	+66.7%	+24	
	Abuse and Neglect	AN	55	▼	-8.3%	-5	
	Remand Custody	RC	32	▲	+14.3%	+4	
	Initial Foster Care	IF	29	↔		-	
	Truancy	TR	24	▲	+71.4%	+10	
	Terminate Parental Rights	TP	18	▼	-60.9%	-28	
	Remand Visitation	RV	12	▲	+50.0%	+4	
	Show Cause	SC	8	▲	+60.0%	+3	
	Paternity	PT	7	▲	+16.7%	+1	
	Non-Family Abuse Protective Order	AP	6	▲	+50.0%	+2	
	Felony	DF	5	▼	-16.7%	-1	
	Other	OT	5	▲	+66.7%	+2	
	Relief of Custody	CR	5	▲	+25.0%	+1	
	Entrustment	ET	4	▲	-	+4	
	Voluntary Continuing Services and Support Agreen	VA	4	▲	-	+4	
	Emergency Custody Order	EC	2	↔		-	
	Status	ST	2	▼	-80.0%	-8	
	Child In Need of Services	CS	1	▼	-87.5%	-7	
	Emancipation	EP	1	▲	-	+1	
	Restoration of Parental Rights	RR	1	▲	-	+1	
	Temporary Detention Order	TD	1	▼	-50.0%	-1	
	Capias	CA	0	▼	-100.0%	-1	
	Child at Risk	RI	0	▼	-100.0%	-1	
	Civil Violation	CI	0	▼	-100.0%	-3	
	Family Abuse - Protective Order	FP	0	▼	-100.0%	-1	
	Qualified Residential Treatment	QR	0	▼	-100.0%	-2	
		Total		894	▲	8.8%	+72
		GRAND TOTAL		1,756	▲	6.0%	+99

* Compared to same time period as previous year

** Case Type Categories are defined in the 2017 Virginia Judicial Workload Assessment

The data reported reflect the case management system. The case types reported may not necessitate judicial involvement.

Dispositions by Major Case Category**

Category	Summary	Change	% Change	Absolute Change
Adult Criminal	373	▼	+5.1%	+18
Child Dependency	239	▲	-3.2%	-8
Child in Need of Services/Supervision	29	▲	+31.8%	+7
Custody and Visitation	422	▲	+7.4%	+29
Delinquency	75	▼	+70.5%	+31
Juvenile Miscellaneous	3	▲	-70.0%	-7
New to Workload Study	0	▼	-100.0%	-3
Other	249	▲	+2.0%	+5
Protective Orders	105	▲	-1.9%	-2
Support	194	▲	+9.6%	+17
Traffic	67	▲	+21.8%	+12
GRAND TOTAL	1,756	▲	6.0%	+99

* Compared to same time period as previous year

** Case Type Categories are defined in the 2017 Virginia Judicial Workload Assessment

The data reported reflect the case management system. The case types reported may not necessitate judicial involvement.

2024 Overall GRAND TOTAL		Distribution of Caseload			Change*		Percentage (%) of Caseload		
1,406 +26 1.9% 		Adult	563	40%	-3.4% ▼	-20	Adult	42.2%	40.0%
		Juvenile	843	60%	5.8% ▲	+46	Juvenile	57.8%	60.0%
		GRAND TOTAL	1,406	100%	1.9% ▲	+26	GRAND TOTAL	100%	100%

Dispositions by Division & Code

Division	Case Type Description	Code	Summary	Change	% Change	Absolute Change	
Adult	Misdemeanor	CM	113	▼	-31.5%	-52	
	Other	OT	109	▲	+28.2%	+24	
	Felony	CF	85	▲	+41.7%	+25	
	Civil Support	VS	80	▲	+48.1%	+26	
	Show Cause	SC	78	▼	-3.7%	-3	
	Capias	CA	39	▼	-22.0%	-11	
	Family Abuse - Protective Order	FP	35	▼	-35.2%	-19	
	Remand Support	RS	11	▼	-35.3%	-6	
	Motion - Protective Order	MP	8	▼	-20.0%	-2	
	Non-Family Abuse Protective Order	AP	5	▼	-16.7%	-1	
	Restricted License for Non-Support	SL	0	▼	-100.0%	-1	
		Total		563	▼	-3.4%	-20
Juvenile	Custody Visitation	CV	303	▼	-18.3%	-68	
	Misdemeanor	DM	188	▲	+150.7%	+113	
	Traffic	T	89	▲	+17.1%	+13	
	Felony	DF	39	▲	+254.5%	+28	
	Permanency Planning	PH	38	▼	-2.6%	-1	
	Foster Care Review	FC	28	▼	-6.7%	-2	
	Terminate Parental Rights	TP	24	▲	+84.6%	+11	
	Truancy	TR	24	▼	-22.6%	-7	
	Remand Custody	RC	21	▼	-25.0%	-7	
	Remand Visitation	RV	21	▼	-25.0%	-7	
	Abuse and Neglect	AN	16	▼	-36.0%	-9	
	Initial Foster Care	IF	15	▼	-44.4%	-12	
	Child In Need of Services	CS	10	▼	-9.1%	-1	
	Paternity	PT	7	↔	-	-	
	Entrustment	ET	4	▲	-	+4	
	Voluntary Continuing Services and Support Agree	VA	4	▲	+33.3%	+1	
	Capias	CA	3	▲	+200.0%	+2	
	Status	ST	3	▼	-50.0%	-3	
	Non-Family Abuse Protective Order	AP	2	▼	-33.3%	-1	
	Civil Violation	CI	1	↔	-	-	
	Emergency Custody Order	EC	1	↔	-	-	
	Show Cause	SC	1	▼	-66.7%	-2	
	Temporary Detention Order	TD	1	↔	-	-	
	Other	OT	0	▼	-100.0%	-2	
	Relief of Custody	CR	0	▼	-100.0%	-4	
		Total		843	▲	5.8%	+46
		GRAND TOTAL		1,406	▲	1.9%	+26

Dispositions by Major Case Category**

Category	Summary	Change	% Change	Absolute Change
Adult Criminal	275	▼	-14.3%	-46
Child Dependency	129	▲	-8.5%	-12
Child in Need of Services/Supervision	34	▼	-19.0%	-8
Custody and Visitation	311	▲	-17.7%	-67
Delinquency	230	▲	+155.6%	+140

* Compared to same time period as previous year

** Case Type Categories are defined in the 2017 Virginia Judicial Workload Assessment

The data reported reflect the case management system. The case types reported may not necessitate judicial involvement.

CPSS - JCMS CASELOAD STATISTICS OF THE JUVENILE & DOMESTIC RELATIONS DISTRICT COURTS
 January 2024 thru December 2024 Dispositions (Compared to January 2023 thru December 2023)

Scott

District: 30 FIPS: 169

Juvenile Miscellaneous	3	▼	-50.0%	-3
New to Workload Study	1	↔		0
Other	164	▼	+1.2%	+2
Protective Orders	50	▼	-31.5%	-23
Support	120	▼	+33.3%	+30
Traffic	89	▲	+17.1%	+13
GRAND TOTAL	1,406	▲	1.9%	+26

* Compared to same time period as previous year

** Case Type Categories are defined in the 2017 Virginia Judicial Workload Assessment

The data reported reflect the case management system. The case types reported may not necessitate judicial involvement.

2024 Overall GRAND TOTAL		Distribution of Caseload			Change*		Percentage (%) of Caseload		
3,673	-56 -1.5%	Adult	1,804	49%	1.8% ▲	+32	Adult	47.5%	49.1%
2024		Juvenile	1,869	51%	-4.5% ▼	-88	Juvenile	52.5%	50.9%
2023		GRAND TOTAL	3,673	100%	-1.5% ▼	-56	GRAND TOTAL	100%	100%

Dispositions by Division & Code

Division	Case Type Description	Code	Summary	Change	% Change	Absolute Change	
Adult	Misdemeanor	CM	466	▼	-11.7%	-62	
	Other	OT	414	▲	+4.0%	+16	
	Show Cause	SC	247	▲	+2.5%	+6	
	Civil Support	VS	221	▲	+2.8%	+6	
	Family Abuse - Protective Order	FP	181	▲	+43.7%	+55	
	Felony	CF	134	▲	+36.7%	+36	
	Capias	CA	91	▼	-11.7%	-12	
	Motion - Protective Order	MP	24	▼	-33.3%	-12	
	Non-Family Abuse Protective Order	AP	22	▲	+4.8%	+1	
	Remand Support	RS	3	↔		-	
	Restricted License for Non-Support	SL	1	▼	-50.0%	-1	
	Protective Order	PC	0	▼	-100.0%	-1	
		Total		1,804	▲	1.8%	+32
	Juvenile	Custody Visitation	CV	1,225	▲	+0.1%	+1
Misdemeanor		DM	129	▼	-31.4%	-59	
Foster Care Review		FC	68	▼	-4.2%	-3	
Permanency Planning		PH	61	▲	+19.6%	+10	
Abuse and Neglect		AN	57	▼	-9.5%	-6	
Truancy		TR	50	▲	+11.1%	+5	
Terminate Parental Rights		TP	48	▲	+26.3%	+10	
Initial Foster Care		IF	38	▼	-26.9%	-14	
Non-Family Abuse Protective Order		AP	32	▲	+255.6%	+23	
Traffic		T	31	▼	-43.6%	-24	
Child at Risk		RI	28	▼	-28.2%	-11	
Entrustment		ET	20	▲	+81.8%	+9	
Felony		DF	19	▼	-20.8%	-5	
Relief of Custody		CR	14	▲	+100.0%	+7	
Status		ST	13	▼	-77.6%	-45	
Other		OT	12	▲	+1,100.0%	+11	
Show Cause		SC	6	▲	-14.3%	-1	
Voluntary Continuing Services and Support Agree		VA	5	▼	-28.6%	-2	
Child In Need of Services		CS	4	▲	+33.3%	+1	
Capias		CA	3	▲	+200.0%	+2	
Family Abuse - Protective Order		FP	2	▲	-	+2	
Paternity		PT	2	▲	-	+2	
Motion - Protective Order		MP	1	▲	-	+1	
Remand Visitation		RV	1	▲	-	+1	
Civil Violation		CI	0	▼	-100.0%	-1	
Emancipation		EP	0	▼	-100.0%	-2	
		Total		1,869	▼	-4.5%	-88
		GRAND TOTAL		3,673	▼	-1.5%	-56

Dispositions by Major Case Category**

Category	Summary	Change	% Change	Absolute Change
Adult Criminal	824	▼	-7.5%	-67
Child Dependency	339	▲		0
Child in Need of Services/Supervision	56	▲	+16.7%	+8

* Compared to same time period as previous year
 ** Case Type Categories are defined in the 2017 Virginia Judicial Workload Assessment
 The data reported reflect the case management system. The case types reported may not necessitate judicial involvement.

CPSS - JCMS CASELOAD STATISTICS OF THE JUVENILE & DOMESTIC RELATIONS DISTRICT COURTS
 January 2024 thru December 2024 Dispositions (Compared to January 2023 thru December 2023)

Custody and Visitation	1,227	▲	+0.2%	+3
Delinquency	155	▲	-29.5%	-65
Juvenile Miscellaneous	13	▼	-78.3%	-47
New to Workload Study	0	▼	-100.0%	-1
Other	430	▲	+7.0%	+28
Protective Orders	262	▲	+36.5%	+70
Support	336	▼	+13.1%	+39
Traffic	31	▼	-43.6%	-24
GRAND TOTAL	3,673	▼	-1.5%	-56

* Compared to same time period as previous year
 ** Case Type Categories are defined in the 2017 Virginia Judicial Workload Assessment
 The data reported reflect the case management system. The case types reported may not necessitate judicial involvement.

2024 Overall GRAND TOTAL		Distribution of Caseload			Change*		Percentage (%) of Caseload		
19,650 +1,959 11.1% 	Adult	10,346	53%	9.7% ▲	+911	Adult	2023: 53.3%	2024: 52.7%	
	Juvenile	9,304	47%	12.7% ▲	+1,048	Juvenile	46.7%	47.3%	
GRAND TOTAL		19,650	100%	11.1% ▲	+1,959	GRAND TOTAL	100%	100%	

Dispositions by Division & Code

Division	Case Type Description	Code	Summary	Change	% Change	Absolute Change
Adult	Misdemeanor	CM	2,869	▲	+19.4%	+467
	Other	OT	1,820	▼	-7.7%	-151
	Civil Support	VS	1,597	▲	+13.2%	+186
	Show Cause	SC	1,342	▲	+6.3%	+80
	Felony	CF	945	▲	+28.7%	+211
	Capias	CA	875	▲	+9.1%	+73
	Family Abuse - Protective Order	FP	682	▲	+6.2%	+40
	Remand Support	RS	62	▼	-3.1%	-2
	Non-Family Abuse Protective Order	AP	49	▲	+53.1%	+17
	Motion - Protective Order	MP	45	▼	-29.7%	-19
	Violation of Protective Order	PV	33	▲	+3.1%	+1
	Protective Order	PC	19	▲	+72.7%	+8
	Restricted License for Non-Support	SL	6	▲	+100.0%	+3
	Bond Forfeiture	BF	1	▼	-50.0%	-1
	Criminal Support	CS	1	▼	-50.0%	-1
Violation Family Abuse Protective Order	PS	0	▼	-100.0%	-1	
Total			10,346	▲	9.7%	+911
Juvenile	Custody Visitation	CV	4,709	▲	+2.0%	+94
	Misdemeanor	DM	1,734	▲	+43.4%	+525
	Traffic	T	1,026	▲	+24.7%	+203
	Felony	DF	576	▲	+33.3%	+144
	Abuse and Neglect	AN	144	▲	+26.3%	+30
	Truancy	TR	142	▲	+36.5%	+38
	Status	ST	138	▲	+68.3%	+56
	Motion - Protective Order	MP	131	▼	-26.8%	-48
	Remand Custody	RC	102	▼	-4.7%	-5
	Non-Family Abuse Protective Order	AP	98	▲	+180.0%	+63
	Remand Visitation	RV	97	▼	-8.5%	-9
	Permanency Planning	PH	90	▲	+18.4%	+14
	Paternity	PT	76	▼	-22.4%	-22
	Child In Need of Services	CS	62	▲	+8.8%	+5
	Foster Care Review	FC	60	▼	-15.5%	-11
	Initial Foster Care	IF	40	▲	+8.1%	+3
	Terminate Parental Rights	TP	28	▼	-44.0%	-22
	Voluntary Continuing Services and Support Agreem	VA	12	▼	-14.3%	-2
	Other	OT	6	▲	-45.5%	-5
	Family Abuse - Protective Order	FP	5	▲	+150.0%	+3
	Show Cause	SC	4	▲	-	+4
	Temporary Detention Order	TD	4	▼	-50.0%	-4
	Violation Family Abuse Protective Order	PS	4	▲	+300.0%	+3
	Child at Risk	RI	3	▼	-50.0%	-3
	Mental Commitment	MC	3	▼	-62.5%	-5
	Capias	CA	2	▲	+100.0%	+1
	Emancipation	EP	2	▲	+100.0%	+1
	Relief of Custody	CR	2	↔	-	-
	Civil Violation	CI	1	▼	-50.0%	-1
	Emergency Custody Order	EC	1	▲	-	+1
	Juvenile Support	JS	1	▲	-	+1
	Violation of Protective Order	PV	1	▲	-	+1
	Entrustment	ET	0	▼	-100.0%	-3
Qualified Residential Treatment	QR	0	▼	-100.0%	-2	

* Compared to same time period as previous year ** Case Type Categories are defined in the 2017 Virginia Judicial Workload Assessment
 The data reported reflect the case management system. The case types reported may not necessitate judicial involvement.

	Summary	Change	% Change	Absolute Change
Juvenile Total	9,304	▲	12.7%	+1,048
GRAND TOTAL	19,650	▲	11.1%	+1,959

Dispositions by Major Case Category**

Category	Summary	Change	% Change	Absolute Change
Adult Criminal	5,636	▼	+16.4%	+795
Child Dependency	379	▼	+1.1%	+4
Child in Need of Services/Supervision	208	▲	+29.2%	+47
Custody and Visitation	4,785	▼	+1.5%	+72
Delinquency	2,317	▲	+41.0%	+674
Juvenile Miscellaneous	141	▲	+69.9%	+58
New to Workload Study	1	▼	-50.0%	-1
Other	2,094	▲	-8.0%	-181
Protective Orders	1,010	▲	+5.9%	+56
Support	2,053	▲	+12.7%	+232
Traffic	1,026	▲	+24.7%	+203
GRAND TOTAL	19,650	▲	11.1%	+1,959

* Compared to same time period as previous year
 ** Case Type Categories are defined in the 2017 Virginia Judicial Workload Assessment
 The data reported reflect the case management system. The case types reported may not necessitate judicial involvement.

2024 Overall GRAND TOTAL		Distribution of Caseload		Change*		Percentage (%) of Caseload		
1,530	+61 4.2%	Adult	749 49%	-3.1% ▼	-24	Adult	52.6%	49.0%
2024		Juvenile	781 51%	12.2% ▲	+85	Juvenile	47.4%	51.0%
		GRAND TOTAL	1,530 100%	4.2% ▲	+61	GRAND TOTAL	100%	100%

Dispositions by Division & Code

Division	Case Type Description	Code	Summary	Change	% Change	Absolute Change
Adult	Misdemeanor	CM	186	▼	-4.6%	-9
	Other	OT	149	▼	-2.0%	-3
	Show Cause	SC	118	▼	-16.9%	-24
	Civil Support	VS	116	▼	-6.5%	-8
	Felony	CF	76	▲	+72.7%	+32
	Family Abuse - Protective Order	FP	57	▲	+14.0%	+7
	Capias	CA	37	▼	-26.0%	-13
	Non-Family Abuse Protective Order	AP	6	▼	-50.0%	-6
	Remand Support	RS	3	▲	-	+3
	Motion - Protective Order	MP	1	▼	-75.0%	-3
	Total		749	▼	-3.1%	-24
Juvenile	Custody Visitation	CV	480	▲	+14.0%	+59
	Misdemeanor	DM	83	▲	+18.6%	+13
	Traffic	T	66	▲	+73.7%	+28
	Felony	DF	20	▲	+42.9%	+6
	Abuse and Neglect	AN	17	▼	-15.0%	-3
	Permanency Planning	PH	14	▲	+180.0%	+9
	Other	OT	11	▲	+266.7%	+8
	Foster Care Review	FC	10	▲	+66.7%	+4
	Paternity	PT	10	▲	+66.7%	+4
	Terminate Parental Rights	TP	10	▲	+233.3%	+7
	Truancy	TR	10	▲	+233.3%	+7
	Status	ST	9	▼	-84.7%	-50
	Remand Visitation	RV	8	▲	+100.0%	+4
	Initial Foster Care	IF	7	▼	-22.2%	-2
	Remand Custody	RC	7	▲	+75.0%	+3
	Temporary Detention Order	TD	7	↔	-	-
	Emergency Custody Order	EC	2	▲	-	+2
	Family Abuse - Protective Order	FP	2	▲	-	+2
	Non-Family Abuse Protective Order	AP	2	▼	-60.0%	-3
	Relief of Custody	CR	2	▼	-33.3%	-1
	Special Immigrant Juvenile Status	SI	2	▼	-77.8%	-7
	Show Cause	SC	1	▲	-75.0%	-3
	Voluntary Continuing Services and Support Agreen	VA	1	↔	-	-
	Child In Need of Services	CS	0	▼	-100.0%	-1
	Emancipation	EP	0	▼	-100.0%	-1
	Total		781	▲	12.2%	+85
	GRAND TOTAL		1,530	▲	4.2%	+61

Dispositions by Major Case Category**

Category	Summary	Change	% Change	Absolute Change
Adult Criminal	373	▲	-2.6%	-10
Child Dependency	61	▲	+29.8%	+14
Child in Need of Services/Supervision	11	▲	+175.0%	+7
Custody and Visitation	490	▲	+14.8%	+63
Delinquency	103	▼	+17.0%	+15
Juvenile Miscellaneous	9	▼	-85.0%	-51

* Compared to same time period as previous year
 ** Case Type Categories are defined in the 2017 Virginia Judicial Workload Assessment
 The data reported reflect the case management system. The case types reported may not necessitate judicial involvement.

CPSS - JCMS CASELOAD STATISTICS OF THE JUVENILE & DOMESTIC RELATIONS DISTRICT COURTS
 January 2024 thru December 2024 Dispositions (Compared to January 2023 thru December 2023)

New to Workload Study	2	▼	-77.8%	-7
Other	187	▲	+10.0%	+17
Protective Orders	68	▲	-4.2%	-3
Support	160	▼	-7.0%	-12
Traffic	66	▲	+73.7%	+28
GRAND TOTAL	1,530	▲	4.2%	+61

* Compared to same time period as previous year

** Case Type Categories are defined in the 2017 Virginia Judicial Workload Assessment

The data reported reflect the case management system. The case types reported may not necessitate judicial involvement.

2024 Overall GRAND TOTAL		Distribution of Caseload		Change*		Percentage (%) of Caseload		
730	+117 19.1%	Adult	348 48%	26.5% ▲	+73	Adult	44.9%	47.7%
2024		Juvenile	382 52%	13.0% ▲	+44	Juvenile	55.1%	52.3%
2023		GRAND TOTAL	730 100%	19.1% ▲	+117	GRAND TOTAL	100%	100%

Dispositions by Division & Code

Division	Case Type Description	Code	Summary	Change	% Change	Absolute Change
Adult	Misdemeanor	CM	103	▲	+49.3%	+34
	Other	OT	83	▲	+29.7%	+19
	Civil Support	VS	52	▲	+4.0%	+2
	Show Cause	SC	44	▲	+25.7%	+9
	Felony	CF	24	▲	+20.0%	+4
	Family Abuse - Protective Order	FP	23	▲	+43.8%	+7
	Capias	CA	13	▲	+30.0%	+3
	Motion - Protective Order	MP	3	▼	-25.0%	-1
	Non-Family Abuse Protective Order	AP	2	▼	-33.3%	-1
	Remand Support	RS	1	▼	-75.0%	-3
	Total		348	▲	26.5%	+73
Juvenile	Custody Visitation	CV	167	▲	+29.5%	+38
	Misdemeanor	DM	99	▲	+30.3%	+23
	Traffic	T	47	▲	+2.2%	+1
	Abuse and Neglect	AN	16	▲	-	+16
	Felony	DF	16	▲	+14.3%	+2
	Truancy	TR	7	▼	-65.0%	-13
	Child In Need of Services	CS	5	▲	+400.0%	+4
	Remand Custody	RC	5	▼	-28.6%	-2
	Remand Visitation	RV	5	▼	-28.6%	-2
	Paternity	PT	4	▼	-33.3%	-2
	Foster Care Review	FC	3	▼	-66.7%	-6
	Status	ST	3	▼	-76.9%	-10
	Initial Foster Care	IF	2	↔	-	-
	Mental Commitment	MC	1	▲	-	+1
	Special Immigrant Juvenile Status	SI	1	▲	-	+1
	Temporary Detention Order	TD	1	▼	-50.0%	-1
	Family Abuse - Protective Order	FP	0	▼	-100.0%	-2
	Other	OT	0	▼	-100.0%	-3
	Terminate Parental Rights	TP	0	▼	-100.0%	-1
	Total		382	▲	13.0%	+44
GRAND TOTAL			730	▲	19.1%	+117

Dispositions by Major Case Category**

Category	Summary	Change	% Change	Absolute Change
Adult Criminal	167	▲	+34.7%	+43
Child Dependency	21	▲	+75.0%	+9
Child in Need of Services/Supervision	12	▲	-42.9%	-9
Custody and Visitation	171	▼	+26.7%	+36
Delinquency	115	▲	+27.8%	+25
Juvenile Miscellaneous	3	▼	-76.9%	-10
New to Workload Study	1	▲	-	+1
Other	96	▲	+10.3%	+9
Protective Orders	28	▼	+12.0%	+3
Support	69	▲	+15.0%	+9
Traffic	47	▲	+2.2%	+1

* Compared to same time period as previous year
 ** Case Type Categories are defined in the 2017 Virginia Judicial Workload Assessment
 The data reported reflect the case management system. The case types reported may not necessitate judicial involvement.

GRAND TOTAL

730

▲

19.1%

+117

* Compared to same time period as previous year

** Case Type Categories are defined in the 2017 Virginia Judicial Workload Assessment

The data reported reflect the case management system. The case types reported may not necessitate judicial involvement.