

2025 Overall GRAND TOTAL		Distribution of Caseload			Change*		Percentage (%) of Caseload		
<b>69,202</b>	-3,916 -5.4%	<b>Adult</b>	36,869	53%	-0.6% ▼	-236	<b>Adult</b>	2024 50.7%	2025 53.3%
2025		<b>Juvenile</b>	32,333	47%	-10.2% ▼	-3,680	<b>Juvenile</b>	49.3%	46.7%
2024		<b>GRAND TOTAL</b>	<b>69,202</b>	100%	-5.4% ▼	-3,916	<b>GRAND TOTAL</b>	100%	100%

Filings by Division & Code

Division	Case Type Description	Code	Summary	Change	% Change	Absolute Change
<b>Adult</b>	Misdemeanor	CM	8,147	▼	-5.0%	-430
	Show Cause	SC	7,467	▲	+18.1%	+1,143
	Civil Support	VS	6,656	▼	-3.6%	-252
	Other	OT	6,042	▲	-2.5%	-154
	Family Abuse - Protective Order	FP	2,649	▼	-1.2%	-31
	Felony	CF	2,565	▼	-9.9%	-283
	Capias	CA	2,098	▲	+8.8%	+170
	Remand Support	RS	368	▼	-51.2%	-386
	Motion - Protective Order	MP	352	▼	-6.1%	-23
	Non-Family Abuse Protective Order	AP	219	▼	-11.7%	-29
	Violation of Protective Order	PV	209	▲	+13.0%	+24
	Protective Order	PC	44	▲	+57.1%	+16
	Restricted License for Non-Support	SL	30	▲	+36.4%	+8
	Bond Forfeiture	BF	9	▼	-43.8%	-7
	Violation Family Abuse Protective Order	PS	9	▼	-35.7%	-5
	Emergency Custody Order	EC	3	▲	+50.0%	+1
	Return of Desposit (Bondsman)	RD	2	▲	-	+2
	<b>Total</b>		<b>36,869</b>	▼	<b>-0.6%</b>	<b>-236</b>
<b>Juvenile</b>	Custody Visitation	CV	17,899	▼	-8.5%	-1,671
	Misdemeanor	DM	3,545	▼	-7.3%	-281
	Traffic	T	1,726	▲	+6.2%	+100
	Felony	DF	1,069	▼	-13.5%	-167
	Abuse and Neglect	AN	797	▼	-10.0%	-89
	Permanency Planning	PH	749	▼	-2.1%	-16
	Status	ST	714	▼	-18.9%	-166
	Foster Care Review	FC	700	▲	+4.2%	+28
	Remand Custody	RC	556	▼	-47.2%	-497
	Truancy	TR	521	▼	-4.2%	-23
	Paternity	PT	513	▼	-8.4%	-47
	Remand Visitation	RV	494	▼	-50.2%	-497
	Special Immigrant Juvenile Status	SI	372	▲	+29.6%	+85
	Terminate Parental Rights	TP	329	▼	-15.6%	-61
	Show Cause	SC	326	▼	+17.7%	+49
	Motion - Protective Order	MP	297	▼	-3.6%	-11
	Initial Foster Care	IF	286	▼	-16.6%	-57
	Non-Family Abuse Protective Order	AP	219	▼	-33.4%	-110
	Temporary Detention Order	TD	205	▼	-21.8%	-57
	Child In Need of Services	CS	170	▼	-30.3%	-74
	Mental Commitment	MC	157	▲	+6.1%	+9
	Civil Violation	CI	152	▼	-5.6%	-9
	Voluntary Continuing Services and Support Agree	VA	122	▲	+3.4%	+4
	Emergency Custody Order	EC	90	▼	-28.6%	-36
	Entrustment	ET	75	↔	-	-
	Other	OT	72	▼	-30.1%	-31
	Capias	CA	51	▼	-19.0%	-12
	Relief of Custody	CR	42	▼	-44.0%	-33
	Child at Risk	RI	40	▼	-21.6%	-11
	Family Abuse - Protective Order	FP	36	▲	+38.5%	+10
	Emancipation	EP	4	▼	-63.6%	-7
	Protective Order	PC	3	▲	+200.0%	+2
	Juvenile Support	JS	2	▲	+100.0%	+1

\* Compared to same time period as previous year

\*\* Case Type Categories are defined in the 2017 Virginia Judicial Workload Assessment

The data reported reflect the case management system. The case types reported may not necessitate judicial involvement.

			Summary	Change	% Change	Absolute Change
<b>Juvenile</b>	Qualified Residential Treatment	QR	0	▼	-100.0%	-1
	Restricted Operators License	RL	0	▼	-100.0%	-1
	Violation Family Abuse Protective Order	PS	0	▼	-100.0%	-3
	Total		<b>32,333</b>	▼	<b>-10.2%</b>	<b>-3,680</b>
<b>GRAND TOTAL</b>			<b>69,202</b>	▼	-5.4%	-3,916

**Filings by Major Case Category\*\***

Category	Summary	Change	% Change	Absolute Change	
Adult Criminal	16,953	▼	-4.0%	-715	
Child Dependency	3,140	▼	-7.0%	-236	
Child in Need of Services/Supervision	717	▼	-13.2%	-109	
Custody and Visitation	18,414	▼	-8.6%	-1,723	
Delinquency	4,966	▲	-7.4%	-395	
Juvenile Miscellaneous	720	▼	-19.4%	-173	
New to Workload Study	524	▲	+17.0%	+76	
Other	7,987	▲	-17.1%	-1,646	
Protective Orders	3,772	▼	-4.9%	-194	
Support	10,283	▲	+12.0%	+1,100	
Traffic	1,726	▼	+6.1%	+99	
<b>GRAND TOTAL</b>		<b>69,202</b>	▼	-5.4%	-3,916

\* Compared to same time period as previous year

\*\* Case Type Categories are defined in the 2017 Virginia Judicial Workload Assessment

The data reported reflect the case management system. The case types reported may not necessitate judicial involvement.

2025 Overall GRAND TOTAL		Distribution of Caseload		Change*		Percentage (%) of Caseload			
<b>2,172</b>	-307 -12.4%	<b>Adult</b>	1,310	60%	-2.2% ▼	-30	<b>Adult</b>	54.1%	60.3%
2025		<b>Juvenile</b>	862	40%	-24.3% ▼	-277	<b>Juvenile</b>	45.9%	39.7%
2024		<b>GRAND TOTAL</b>	<b>2,172</b>	100%	-12.4% ▼	-307	<b>GRAND TOTAL</b>	100%	100%

Filings by Division & Code

Division	Case Type Description	Code	Summary	Change	% Change	Absolute Change	
<b>Adult</b>	Misdemeanor	CM	302	▼	-2.9%	-9	
	Show Cause	SC	272	▲	+6.7%	+17	
	Civil Support	VS	198	▼	-13.5%	-31	
	Other	OT	177	▼	-12.8%	-26	
	Felony	CF	87	▲	+16.0%	+12	
	Family Abuse - Protective Order	FP	84	▼	-5.6%	-5	
	Capias	CA	80	▲	+29.0%	+18	
	Remand Support	RS	78	▲	+5.4%	+4	
	Non-Family Abuse Protective Order	AP	20	▼	-13.0%	-3	
	Motion - Protective Order	MP	10	▲	+25.0%	+2	
	Violation Family Abuse Protective Order	PS	1	▼	-85.7%	-6	
	Violation of Protective Order	PV	1	▼	-66.7%	-2	
	Restricted License for Non-Support	SL	0	▼	-100.0%	-1	
	<b>Total</b>		<b>1,310</b>	▼	<b>-2.2%</b>	<b>-30</b>	
<b>Juvenile</b>	Custody Visitation	CV	553	▼	-29.2%	-228	
	Misdemeanor	DM	68	▼	-1.4%	-1	
	Remand Custody	RC	65	▲	+8.3%	+5	
	Felony	DF	39	▼	-17.0%	-8	
	Remand Visitation	RV	28	▼	-33.3%	-14	
	Non-Family Abuse Protective Order	AP	23	▲	+27.8%	+5	
	Traffic	T	19	▼	-5.0%	-1	
	Paternity	PT	13	↔		-	
	Truancy	TR	9	▼	-60.9%	-14	
	Abuse and Neglect	AN	7	▼	-22.2%	-2	
	Foster Care Review	FC	7	▼	-12.5%	-1	
	Motion - Protective Order	MP	7	↔		-	
	Special Immigrant Juvenile Status	SI	5	▲	+400.0%	+4	
	Other	OT	4	▼	-60.0%	-6	
	Child In Need of Services	CS	3	▼	-25.0%	-1	
	Initial Foster Care	IF	3	▲	+200.0%	+2	
	Status	ST	3	▲	-	+3	
	Relief of Custody	CR	2	▼	-33.3%	-1	
	Terminate Parental Rights	TP	2	▲	-	+2	
	Emancipation	EP	1	▲	-	+1	
	Permanency Planning	PH	1	▼	-80.0%	-4	
	Emergency Custody Order	EC	0	▼	-100.0%	-2	
	Mental Commitment	MC	0	▼	-100.0%	-2	
	Show Cause	SC	0	▼	-100.0%	-11	
	Temporary Detention Order	TD	0	▼	-100.0%	-2	
	Voluntary Continuing Services and Support Agreen	VA	0	▼	-100.0%	-1	
		<b>Total</b>		<b>862</b>	▼	<b>-24.3%</b>	<b>-277</b>
		<b>GRAND TOTAL</b>		<b>2,172</b>	▼	<b>-12.4%</b>	<b>-307</b>

Filings by Major Case Category\*\*

Category	Summary	Change	% Change	Absolute Change
Adult Criminal	669	▼	+4.7%	+30
Child Dependency	22	▲	-18.5%	-5

\* Compared to same time period as previous year      \*\* Case Type Categories are defined in the 2017 Virginia Judicial Workload Assessment


The data reported reflect the case management system. The case types reported may not necessitate judicial involvement.

Child in Need of Services/Supervision	12	▼	-57.1%	-16
Custody and Visitation	566	▼	-28.7%	-228
Delinquency	107	▼	-15.1%	-19
Juvenile Miscellaneous	4	▲	-	+4
New to Workload Study	5	▲	+400.0%	+4
Other	352	▼	-10.9%	-43
Protective Orders	144	▲	-0.7%	-1
Support	272	▼	-10.5%	-32
Traffic	19	▼	-5.0%	-1
<b>GRAND TOTAL</b>	<b>2,172</b>	▼	-12.4%	-307

\* Compared to same time period as previous year

\*\* Case Type Categories are defined in the 2017 Virginia Judicial Workload Assessment

The data reported reflect the case management system. The case types reported may not necessitate judicial involvement.

2025 Overall GRAND TOTAL		Distribution of Caseload			Change*		Percentage (%) of Caseload		
<b>3,633</b>	-1,945 -34.9%	<b>Adult</b>	1,997	55%	-20.8% ▼	-524	<b>Adult</b>	45.2%	55.0%
2025 		<b>Juvenile</b>	1,636	45%	-46.5% ▼	-1,421	<b>Juvenile</b>	54.8%	45.0%
2024		<b>GRAND TOTAL</b>	<b>3,633</b>	100%	-34.9% ▼	-1,945	<b>GRAND TOTAL</b>	100%	100%

Filings by Division & Code

Division	Case Type Description	Code	Summary	Change	% Change	Absolute Change	
<b>Adult</b>	Misdemeanor	CM	440	▼	-6.2%	-29	
	Show Cause	SC	423	▲	-6.8%	-31	
	Other	OT	369	▲	+15.7%	+50	
	Civil Support	VS	353	▼	-27.8%	-136	
	Family Abuse - Protective Order	FP	151	▲	+5.6%	+8	
	Capias	CA	86	▼	-18.9%	-20	
	Remand Support	RS	64	▼	-83.3%	-319	
	Felony	CF	63	▼	-46.6%	-55	
	Motion - Protective Order	MP	19	▼	-24.0%	-6	
	Non-Family Abuse Protective Order	AP	19	▲	+137.5%	+11	
	Violation of Protective Order	PV	7	▲	+40.0%	+2	
	Bond Forfeiture	BF	1	▼	-50.0%	-1	
	Restricted License for Non-Support	SL	1	▲	-	+1	
	Violation Family Abuse Protective Order	PS	1	▲	-	+1	
	<b>Total</b>		<b>1,997</b>	▼	<b>-20.8%</b>	<b>-524</b>	
<b>Juvenile</b>	Custody Visitation	CV	841	▼	-36.8%	-490	
	Misdemeanor	DM	188	▲	+8.0%	+14	
	Traffic	T	94	▼	-7.8%	-8	
	Remand Visitation	RV	91	▼	-82.7%	-436	
	Remand Custody	RC	86	▼	-84.1%	-454	
	Abuse and Neglect	AN	62	▼	-8.8%	-6	
	Motion - Protective Order	MP	51	▼	-29.2%	-21	
	Non-Family Abuse Protective Order	AP	34	▲	+100.0%	+17	
	Felony	DF	33	▼	-40.0%	-22	
	Permanency Planning	PH	24	▼	-22.6%	-7	
	Foster Care Review	FC	22	▼	-12.0%	-3	
	Initial Foster Care	IF	19	▲	+46.2%	+6	
	Status	ST	19	▲	+58.3%	+7	
	Show Cause	SC	16	▲	+14.3%	+2	
	Paternity	PT	14	▼	-62.2%	-23	
	Truancy	TR	9	▲	+28.6%	+2	
	Other	OT	7	▲	+133.3%	+4	
	Special Immigrant Juvenile Status	SI	7	▲	+75.0%	+3	
	Terminate Parental Rights	TP	7	▲	+75.0%	+3	
	Voluntary Continuing Services and Support Agreem	VA	4	▲	-	+4	
	Capias	CA	2	▼	-33.3%	-1	
	Child In Need of Services	CS	2	▼	-66.7%	-4	
	Relief of Custody	CR	2	↔	-	-	
	Family Abuse - Protective Order	FP	1	▼	-50.0%	-1	
	Temporary Detention Order	TD	1	↔	-	-	
	Civil Violation	CI	0	▼	-100.0%	-5	
	Emancipation	EP	0	▼	-100.0%	-1	
	Entrustment	ET	0	▼	-100.0%	-1	
		<b>Total</b>		<b>1,636</b>	▼	<b>-46.5%</b>	<b>-1,421</b>
	<b>GRAND TOTAL</b>			<b>3,633</b>	▼	<b>-34.9%</b>	<b>-1,945</b>

\* Compared to same time period as previous year

\*\* Case Type Categories are defined in the 2017 Virginia Judicial Workload Assessment

The data reported reflect the case management system. The case types reported may not necessitate judicial involvement.

Filings by Major Case Category\*\*

Category	Summary	Change	% Change	Absolute Change
Adult Criminal	886	▲	-16.7%	-178
Child Dependency	140	▲	-2.8%	-4
Child in Need of Services/Supervision	15	▲		0
Custody and Visitation	855	▼	-37.5%	-513
Delinquency	235	▼	-3.7%	-9
Juvenile Miscellaneous	19	▲	+46.2%	+6
New to Workload Study	7	▼	-22.2%	-2
Other	618	▼	-65.1%	-1,155
Protective Orders	275	▲	+3.0%	+8
Support	489	▲	-15.5%	-90
Traffic	94	▼	-7.8%	-8
<b>GRAND TOTAL</b>	<b>3,633</b>	▼	-34.9%	-1,945

\* Compared to same time period as previous year

\*\* Case Type Categories are defined in the 2017 Virginia Judicial Workload Assessment

The data reported reflect the case management system. The case types reported may not necessitate judicial involvement.

2025 Overall GRAND TOTAL		Distribution of Caseload		Change*		Percentage (%) of Caseload		
<b>1,417</b>	-231 -14.0%	<b>Adult</b>	913 64%	-9.9% ▼	-100	<b>Adult</b>	2024 61.5%	2025 64.4%
2025		<b>Juvenile</b>	504 36%	-20.6% ▼	-131	<b>Juvenile</b>	38.5%	35.6%
2024		<b>GRAND TOTAL</b>	<b>1,417</b> 100%	-14.0% ▼	-231	<b>GRAND TOTAL</b>	100%	100%

Filings by Division & Code

Division	Case Type Description	Code	Summary	Change	% Change	Absolute Change	
<b>Adult</b>	Show Cause	SC	205	▼	-18.3%	-46	
	Misdemeanor	CM	203	▼	-9.4%	-21	
	Other	OT	186	▲	+28.3%	+41	
	Civil Support	VS	151	▼	-20.9%	-40	
	Capias	CA	60	▲	+1.7%	+1	
	Family Abuse - Protective Order	FP	48	▲	+9.1%	+4	
	Felony	CF	45	▼	-10.0%	-5	
	Motion - Protective Order	MP	8	▲	+60.0%	+3	
	Remand Support	RS	5	▼	-77.3%	-17	
	Violation of Protective Order	PV	2	▲	+100.0%	+1	
	Bond Forfeiture	BF	0	▼	-100.0%	-1	
	Non-Family Abuse Protective Order	AP	0	▼	-100.0%	-20	
	Total			<b>913</b>	▼	<b>-9.9%</b>	<b>-100</b>
<b>Juvenile</b>	Custody Visitation	CV	331	▼	-19.9%	-82	
	Misdemeanor	DM	63	▲	+43.2%	+19	
	Paternity	PT	22	▼	-21.4%	-6	
	Felony	DF	21	▲	+16.7%	+3	
	Status	ST	15	▲	+36.4%	+4	
	Initial Foster Care	IF	9	▲	-	+9	
	Remand Custody	RC	8	▼	-74.2%	-23	
	Remand Visitation	RV	8	▼	-74.2%	-23	
	Traffic	T	6	▼	-45.5%	-5	
	Foster Care Review	FC	4	↔	-	-	
	Permanency Planning	PH	4	▼	-42.9%	-3	
	Family Abuse - Protective Order	FP	3	▼	-25.0%	-1	
	Non-Family Abuse Protective Order	AP	2	▼	-80.0%	-8	
	Show Cause	SC	2	▼	-33.3%	-1	
	Abuse and Neglect	AN	1	▼	-66.7%	-2	
	Child In Need of Services	CS	1	▼	-50.0%	-1	
	Emergency Custody Order	EC	1	▼	-50.0%	-1	
	Special Immigrant Juvenile Status	SI	1	▲	-	+1	
	Temporary Detention Order	TD	1	↔	-	-	
	Truancy	TR	1	▲	-	+1	
	Civil Violation	CI	0	▼	-100.0%	-1	
	Mental Commitment	MC	0	▼	-100.0%	-1	
	Terminate Parental Rights	TP	0	▼	-100.0%	-10	
	Total			<b>504</b>	▼	<b>-20.6%</b>	<b>-131</b>
	<b>GRAND TOTAL</b>			<b>1,417</b>	▼	<b>-14.0%</b>	<b>-231</b>

Filings by Major Case Category\*\*

Category	Summary	Change	% Change	Absolute Change
Adult Criminal	455	▼	-13.8%	-73
Child Dependency	18	▲	-25.0%	-6
Child in Need of Services/Supervision	2	▲	-	0
Custody and Visitation	353	▼	-20.0%	-88
Delinquency	86	▲	+32.3%	+21
Juvenile Miscellaneous	15	▲	+36.4%	+4

\* Compared to same time period as previous year      \*\* Case Type Categories are defined in the 2017 Virginia Judicial Workload Assessment

The data reported reflect the case management system. The case types reported may not necessitate judicial involvement.




New to Workload Study	1	▲		0
Other	209	▼	-10.3%	-24
Protective Orders	61	▼	-26.5%	-22
Support	211	▼	-15.3%	-38
Traffic	6	▼	-45.5%	-5
<b>GRAND TOTAL</b>	<b>1,417</b>	▼	-14.0%	-231

\* Compared to same time period as previous year

\*\* Case Type Categories are defined in the 2017 Virginia Judicial Workload Assessment

The data reported reflect the case management system. The case types reported may not necessitate judicial involvement.



2025 Overall GRAND TOTAL		Distribution of Caseload			Change*		Percentage (%) of Caseload		
<b>2,726</b>	-119 -4.2%	<b>Adult</b>	1,698	62%	10.7% ▲	+164	<b>Adult</b>	53.9%	62.3%
2025 		<b>Juvenile</b>	1,028	38%	-21.6% ▼	-283	<b>Juvenile</b>	46.1%	37.7%
2024 		<b>GRAND TOTAL</b>	<b>2,726</b>	100%	-4.2% ▼	-119	<b>GRAND TOTAL</b>	100%	100%

Filings by Division & Code

Division	Case Type Description	Code	Summary	Change	% Change	Absolute Change	
<b>Adult</b>	Misdemeanor	CM	458	▲	+22.1%	+83	
	Other	OT	357	▼	+10.5%	+34	
	Civil Support	VS	298	▲	+7.2%	+20	
	Show Cause	SC	264	▲	+16.8%	+38	
	Family Abuse - Protective Order	FP	105	▼	-1.9%	-2	
	Felony	CF	98	▲	+3.2%	+3	
	Capias	CA	97	▲	+5.4%	+5	
	Remand Support	RS	7	▼	-30.0%	-3	
	Non-Family Abuse Protective Order	AP	5	▼	-58.3%	-7	
	Motion - Protective Order	MP	4	▼	-50.0%	-4	
	Violation of Protective Order	PV	4	▲	+300.0%	+3	
	Protective Order	PC	1	▼	-85.7%	-6	
		<b>Total</b>		<b>1,698</b>	▲	<b>10.7%</b>	<b>+164</b>
<b>Juvenile</b>	Custody Visitation	CV	598	▼	-13.7%	-95	
	Abuse and Neglect	AN	55	▼	-24.7%	-18	
	Misdemeanor	DM	48	▼	-57.1%	-64	
	Permanency Planning	PH	43	▼	-14.0%	-7	
	Felony	DF	36	▼	-47.8%	-33	
	Foster Care Review	FC	35	▲	+9.4%	+3	
	Mental Commitment	MC	33	▼	-5.7%	-2	
	Status	ST	25	▲	+8.7%	+2	
	Initial Foster Care	IF	22	▲	+57.1%	+8	
	Paternity	PT	20	▼	-16.7%	-4	
	Traffic	T	16	▼	-20.0%	-4	
	Remand Custody	RC	14	▼	-12.5%	-2	
	Remand Visitation	RV	14	▼	-12.5%	-2	
	Child In Need of Services	CS	11	▲	+120.0%	+6	
	Other	OT	10	▼	-37.5%	-6	
	Show Cause	SC	7	▼	-50.0%	-7	
	Motion - Protective Order	MP	6	↔		-	
	Emergency Custody Order	EC	5	↔		-	
	Relief of Custody	CR	5	▼	-28.6%	-2	
	Temporary Detention Order	TD	5	▲	+25.0%	+1	
	Terminate Parental Rights	TP	5	▼	-75.0%	-15	
	Non-Family Abuse Protective Order	AP	4	▼	-92.2%	-47	
	Special Immigrant Juvenile Status	SI	4	▲	-	+4	
	Truancy	TR	3	▲	+200.0%	+2	
	Voluntary Continuing Services and Support Agreem	VA	3	▲	+50.0%	+1	
	Emancipation	EP	1	▲	-	+1	
	Capias	CA	0	▼	-100.0%	-1	
	Family Abuse - Protective Order	FP	0	▼	-100.0%	-2	
		<b>Total</b>		<b>1,028</b>	▼	<b>-21.6%</b>	<b>-283</b>
	<b>GRAND TOTAL</b>			<b>2,726</b>	▼	<b>-4.2%</b>	<b>-119</b>

\* Compared to same time period as previous year

\*\* Case Type Categories are defined in the 2017 Virginia Judicial Workload Assessment

The data reported reflect the case management system. The case types reported may not necessitate judicial involvement.

Filings by Major Case Category\*\*

Category	Summary	Change	% Change	Absolute Change
Adult Criminal	829	▲	+14.0%	+102
Child Dependency	168	▼	-15.2%	-30
Child in Need of Services/Supervision	15	▲		0
Custody and Visitation	618	▼	-13.8%	-99
Delinquency	90	▼	-51.9%	-97
Juvenile Miscellaneous	26	▲	+13.0%	+3
New to Workload Study	4	▲	-	+4
Other	445	▼	+4.7%	+20
Protective Orders	124	▼	-33.3%	-62
Support	391	▲	+12.7%	+44
Traffic	16	▼	-20.0%	-4
<b>GRAND TOTAL</b>	<b>2,726</b>	▼	-4.2%	-119

\* Compared to same time period as previous year

\*\* Case Type Categories are defined in the 2017 Virginia Judicial Workload Assessment

The data reported reflect the case management system. The case types reported may not necessitate judicial involvement.

2025 Overall GRAND TOTAL		Distribution of Caseload		Change*		Percentage (%) of Caseload		
<b>190</b>	-16 -7.8%	<b>Adult</b>	103 54%	-8.0% ▼	-9	<b>Adult</b>	2024 54.4%	2025 54.2%
2025		<b>Juvenile</b>	87 46%	-7.4% ▼	-7	<b>Juvenile</b>	45.6%	45.8%
2024		<b>GRAND TOTAL</b>	<b>190</b> 100%	-7.8% ▼	-16	<b>GRAND TOTAL</b>	100%	100%

**Filings by Division & Code**

Division	Case Type Description	Code	Summary	Change	% Change	Absolute Change
<b>Adult</b>	Civil Support	VS	25	▲	+177.8%	+16
	Misdemeanor	CM	24	▼	-50.0%	-24
	Show Cause	SC	22	▲	+57.1%	+8
	Other	OT	13	▼	-48.0%	-12
	Capias	CA	9	▲	+350.0%	+7
	Family Abuse - Protective Order	FP	7	▲	+75.0%	+3
	Felony	CF	3	▼	-66.7%	-6
	Remand Support	RS	0	▼	-100.0%	-1
	<b>Total</b>		<b>103</b>	▼	<b>-8.0%</b>	<b>-9</b>
<b>Juvenile</b>	Custody Visitation	CV	36	▼	-21.7%	-10
	Misdemeanor	DM	18	▲	+50.0%	+6
	Felony	DF	6	▲	+500.0%	+5
	Status	ST	5	▲	+25.0%	+1
	Truancy	TR	5	▼	-37.5%	-3
	Permanency Planning	PH	4	▲	+100.0%	+2
	Terminate Parental Rights	TP	4	▲	-	+4
	Paternity	PT	3	▲	+50.0%	+1
	Voluntary Continuing Services and Support Agree	VA	2	▲	-	+2
	Emergency Custody Order	EC	1	▲	-	+1
	Foster Care Review	FC	1	▼	-80.0%	-4
	Temporary Detention Order	TD	1	▲	-	+1
	Traffic	T	1	▼	-50.0%	-1
	Civil Violation	CI	0	▼	-100.0%	-4
	Non-Family Abuse Protective Order	AP	0	▼	-100.0%	-2
	Other	OT	0	▼	-100.0%	-1
	Relief of Custody	CR	0	▼	-100.0%	-1
	Remand Custody	RC	0	▼	-100.0%	-2
Remand Visitation	RV	0	▼	-100.0%	-2	
	<b>Total</b>		<b>87</b>	▼	<b>-7.4%</b>	<b>-7</b>
	<b>GRAND TOTAL</b>		<b>190</b>	▼	<b>-7.8%</b>	<b>-16</b>

**Filings by Major Case Category\*\***

Category	Summary	Change	% Change	Absolute Change	
Adult Criminal	44	▲	-39.7%	-29	
Child Dependency	11	▲	+37.5%	+3	
Child in Need of Services/Supervision	5	▼	-37.5%	-3	
Custody and Visitation	39	▲	-18.8%	-9	
Delinquency	24	▲	+84.6%	+11	
Juvenile Miscellaneous	5	▲	+25.0%	+1	
New to Workload Study	0	▼	-100.0%	-4	
Other	15	▲	-51.6%	-16	
Protective Orders	7	▼	+16.7%	+1	
Support	39	▲	+333.3%	+30	
Traffic	1	▼	-50.0%	-1	
	<b>GRAND TOTAL</b>		<b>190</b>	▼	<b>-7.8%</b>

\* Compared to same time period as previous year

\*\* Case Type Categories are defined in the 2017 Virginia Judicial Workload Assessment

The data reported reflect the case management system. The case types reported may not necessitate judicial involvement.

\* Compared to same time period as previous year

\*\* Case Type Categories are defined in the 2017 Virginia Judicial Workload Assessment

The data reported reflect the case management system. The case types reported may not necessitate judicial involvement.

2025 Overall GRAND TOTAL		Distribution of Caseload		Change*		Percentage (%) of Caseload		
<b>349</b>	+90 34.7%	<b>Adult</b>	188 54%	26.2% ▲	+39	<b>Adult</b>	57.5%	53.9%
2025	↑	<b>Juvenile</b>	161 46%	46.4% ▲	+51	<b>Juvenile</b>	42.5%	46.1%
2024		<b>GRAND TOTAL</b>	<b>349</b> 100%	34.7% ▲	+90	<b>GRAND TOTAL</b>	100%	100%

Filings by Division & Code

Division	Case Type Description	Code	Summary	Change	% Change	Absolute Change
<b>Adult</b>	Misdemeanor	CM	42	▲	+68.0%	+17
	Show Cause	SC	42	▲	+10.5%	+4
	Civil Support	VS	35	▲	+6.1%	+2
	Capias	CA	18	▲	+80.0%	+8
	Other	OT	17	↔		-
	Family Abuse - Protective Order	FP	16	▼	-11.1%	-2
	Felony	CF	11	▲	+450.0%	+9
	Non-Family Abuse Protective Order	AP	2	▲	+100.0%	+1
	Remand Support	RS	2	▲	+100.0%	+1
	Motion - Protective Order	MP	1	▼	-66.7%	-2
	Protective Order	PC	1	▲	-	+1
	Restricted License for Non-Support	SL	1	▲	-	+1
	Violation Family Abuse Protective Order	PS	0	▼	-100.0%	-1
	<b>Total</b>		<b>188</b>	▲	<b>26.2%</b>	<b>+39</b>
<b>Juvenile</b>	Custody Visitation	CV	105	▲	+34.6%	+27
	Misdemeanor	DM	15	▲	+50.0%	+5
	Remand Custody	RC	7	▲	+600.0%	+6
	Remand Visitation	RV	7	▲	+600.0%	+6
	Felony	DF	6	▲	-	+6
	Show Cause	SC	5	▲	-	+5
	Truancy	TR	4	▲	-	+4
	Paternity	PT	3	▼	-25.0%	-1
	Foster Care Review	FC	2	▼	-33.3%	-1
	Initial Foster Care	IF	2	▲	-	+2
	Traffic	T	2	▼	-33.3%	-1
	Capias	CA	1	▲	-	+1
	Emergency Custody Order	EC	1	▼	-50.0%	-1
	Temporary Detention Order	TD	1	▲	-	+1
	Permanency Planning	PH	0	▼	-100.0%	-1
	Status	ST	0	▼	-100.0%	-1
	Terminate Parental Rights	TP	0	▼	-100.0%	-4
	Voluntary Continuing Services and Support Agree	VA	0	▼	-100.0%	-2
		<b>Total</b>		<b>161</b>	▲	<b>46.4%</b>
<b>GRAND TOTAL</b>			<b>349</b>	▲	34.7%	+90

Filings by Major Case Category\*\*

Category	Summary	Change	% Change	Absolute Change
Adult Criminal	105	▲	+61.5%	+40
Child Dependency	4	▲	-60.0%	-6
Child in Need of Services/Supervision	4	▲	-	+4
Custody and Visitation	108	▲	+31.7%	+26
Delinquency	27	▲	+170.0%	+17
Juvenile Miscellaneous	0	▼	-100.0%	-1
Other	35	▲	+59.1%	+13
Protective Orders	19	▲	-13.6%	-3
Support	45	▲	+2.3%	+1

\* Compared to same time period as previous year      \*\* Case Type Categories are defined in the 2017 Virginia Judicial Workload Assessment

The data reported reflect the case management system. The case types reported may not necessitate judicial involvement.

Traffic	2	▼	-33.3%	-1
<b>GRAND TOTAL</b>	<b>349</b>	▲	34.7%	+90

2025 Overall GRAND TOTAL		Distribution of Caseload			Change*		Percentage (%) of Caseload		
<b>161</b> +27 20.1% 		<b>Adult</b>	86	53%	14.7% ▲	+11	<b>Adult</b>	2024	2025
		<b>Juvenile</b>	75	47%	27.1% ▲	+16	<b>Juvenile</b>	56.0%	53.4%
		<b>GRAND TOTAL</b>	<b>161</b>	100%	20.1% ▲	+27	<b>GRAND TOTAL</b>	100%	100%

**Filings by Division & Code**

Division	Case Type Description	Code	Summary	Change	% Change	Absolute Change
<b>Adult</b>	Show Cause	SC	18	▲	+80.0%	+8
	Other	OT	17	▲	+21.4%	+3
	Misdemeanor	CM	13	▲	+8.3%	+1
	Civil Support	VS	12	▼	-14.3%	-2
	Capias	CA	9	▲	+125.0%	+5
	Family Abuse - Protective Order	FP	5	▼	-28.6%	-2
	Felony	CF	5	▼	-28.6%	-2
	Remand Support	RS	4	↔		-
	Motion - Protective Order	MP	2	▲	+100.0%	+1
	Non-Family Abuse Protective Order	AP	1	▲	-	+1
	Violation of Protective Order	PV	0	▼	-100.0%	-2
		<b>Total</b>		<b>86</b>	<b>▲</b>	<b>14.7%</b>
<b>Juvenile</b>	Custody Visitation	CV	34	▲	+6.3%	+2
	Felony	DF	10	▲	+900.0%	+9
	Misdemeanor	DM	6	↔		-
	Remand Custody	RC	6	↔		-
	Remand Visitation	RV	6	↔		-
	Traffic	T	4	↔		-
	Emergency Custody Order	EC	2	▲	-	+2
	Motion - Protective Order	MP	2	▲	-	+2
	Temporary Detention Order	TD	2	▲	+100.0%	+1
	Permanency Planning	PH	1	▲	-	+1
	Status	ST	1	↔		-
	Truancy	TR	1	▲	-	+1
	Non-Family Abuse Protective Order	AP	0	▼	-100.0%	-1
	Paternity	PT	0	▼	-100.0%	-1
		<b>Total</b>		<b>75</b>	<b>▲</b>	<b>27.1%</b>
<b>GRAND TOTAL</b>			<b>161</b>	<b>▲</b>	<b>20.1%</b>	<b>+27</b>

**Filings by Major Case Category\*\***

Category	Summary	Change	% Change	Absolute Change	
Adult Criminal	38	▲	+22.6%	+7	
Child Dependency	1	▲	-	+1	
Child in Need of Services/Supervision	1	▲	-	+1	
Custody and Visitation	34	▼	+3.0%	+1	
Delinquency	16	▲	+128.6%	+9	
Juvenile Miscellaneous	1	↔		0	
Other	37	▲	+19.4%	+6	
Protective Orders	10	▲	+11.1%	+1	
Support	19	▲	+5.6%	+1	
Traffic	4	↔		0	
<b>GRAND TOTAL</b>		<b>161</b>	<b>▲</b>	<b>20.1%</b>	<b>+27</b>

\* Compared to same time period as previous year

\*\* Case Type Categories are defined in the 2017 Virginia Judicial Workload Assessment

The data reported reflect the case management system. The case types reported may not necessitate judicial involvement.

2025 Overall GRAND TOTAL		Distribution of Caseload		Change*		Percentage (%) of Caseload		
<b>940</b>	-14 -1.5%	<b>Adult</b>	575 61%	-1.0% ▼	-6	<b>Adult</b>	2024 60.9%	2025 61.2%
2025		<b>Juvenile</b>	365 39%	-2.1% ▼	-8	<b>Juvenile</b>	39.1%	38.8%
2024		<b>GRAND TOTAL</b>	<b>940</b> 100%	-1.5% ▼	-14	<b>GRAND TOTAL</b>	100%	100%

Filings by Division & Code

Division	Case Type Description	Code	Summary	Change	% Change	Absolute Change
<b>Adult</b>	Civil Support	VS	125	▼	-18.3%	-28
	Misdemeanor	CM	120	▲	+41.2%	+35
	Show Cause	SC	104	▼	-37.7%	-63
	Other	OT	94	▲	+36.2%	+25
	Family Abuse - Protective Order	FP	42	↔		-
	Felony	CF	37	▲	+32.1%	+9
	Capias	CA	30	▲	+66.7%	+12
	Remand Support	RS	17	▲	+30.8%	+4
	Motion - Protective Order	MP	4	▼	-20.0%	-1
	Non-Family Abuse Protective Order	AP	2	▲	-	+2
	Restricted License for Non-Support	SL	0	▼	-100.0%	-1
	<b>Total</b>		<b>575</b>	▼	<b>-1.0%</b>	<b>-6</b>
<b>Juvenile</b>	Custody Visitation	CV	191	▼	-14.7%	-33
	Felony	DF	41	▲	+485.7%	+34
	Misdemeanor	DM	27	▼	-30.8%	-12
	Remand Custody	RC	25	▲	+56.3%	+9
	Remand Visitation	RV	25	▲	+66.7%	+10
	Status	ST	13	▲	-	-
	Traffic	T	12	▲	+20.0%	+2
	Permanency Planning	PH	8	▲	+300.0%	+6
	Paternity	PT	4	▼	-42.9%	-3
	Non-Family Abuse Protective Order	AP	3	▼	-75.0%	-9
	Emergency Custody Order	EC	2	▼	-75.0%	-6
	Foster Care Review	FC	2	▼	-33.3%	-1
	Other	OT	2	▲	-	+2
	Temporary Detention Order	TD	2	▼	-60.0%	-3
	Voluntary Continuing Services and Support Agree	VA	2	▲	-	+2
	Abuse and Neglect	AN	1	▲	-	+1
	Capias	CA	1	↔		-
	Initial Foster Care	IF	1	▼	-75.0%	-3
	Mental Commitment	MC	1	▲	-	+1
	Relief of Custody	CR	1	↔		-
	Show Cause	SC	1	▼	-50.0%	-1
Terminate Parental Rights	TP	0	▼	-100.0%	-4	
	<b>Total</b>		<b>365</b>	▼	<b>-2.1%</b>	<b>-8</b>
	<b>GRAND TOTAL</b>		<b>940</b>	▼	<b>-1.5%</b>	<b>-14</b>

Filings by Major Case Category\*\*

Category	Summary	Change	% Change	Absolute Change
Adult Criminal	244	▲	-5.8%	-15
Child Dependency	15	▲	+7.1%	+1
Child in Need of Services/Supervision	0	▼	-100.0%	-1
Custody and Visitation	195	▼	-15.6%	-36
Delinquency	70	▲	+45.8%	+22
Juvenile Miscellaneous	13	▲	-	0
Other	168	▲	+33.3%	+42

\* Compared to same time period as previous year

\*\* Case Type Categories are defined in the 2017 Virginia Judicial Workload Assessment

The data reported reflect the case management system. The case types reported may not necessitate judicial involvement.



**CPSS - JCMS CASELOAD STATISTICS OF THE JUVENILE & DOMESTIC RELATIONS DISTRICT COURTS**  
 January 2025 thru February 2025 Filings (Compared to January 2024 thru February 2024)

Protective Orders	51	▲	-13.6%	-8
Support	172	▼	-10.9%	-21
Traffic	12	▲	+20.0%	+2
<b>GRAND TOTAL</b>	<b>940</b>	▼	-1.5%	-14

\* Compared to same time period as previous year

\*\* Case Type Categories are defined in the 2017 Virginia Judicial Workload Assessment

The data reported reflect the case management system. The case types reported may not necessitate judicial involvement.

2025 Overall GRAND TOTAL		Distribution of Caseload		Change*		Percentage (%) of Caseload			
<b>158</b> +35 28.5% 	Adult	87	55%	93.3%	▲	+42	2024	36.6%	55.1%
	Juvenile	71	45%	-9.0%	▼	-7	2025	63.4%	44.9%
<b>GRAND TOTAL</b>		<b>158</b>	100%	28.5%	▲	+35	<b>GRAND TOTAL</b>	100%	100%

**Filings by Division & Code**

Division	Case Type Description	Code	Summary	Change	% Change	Absolute Change
<b>Adult</b>	Show Cause	SC	21	▲	+250.0%	+15
	Misdemeanor	CM	17	▲	+54.5%	+6
	Other	OT	17	▲	+112.5%	+9
	Civil Support	VS	14	▲	+75.0%	+6
	Capias	CA	11	▲	+37.5%	+3
	Family Abuse - Protective Order	FP	3	▲	+200.0%	+2
	Felony	CF	3	↔	-	-
	Remand Support	RS	1	▲	-	+1
Total			<b>87</b>	▲	<b>93.3%</b>	<b>+42</b>
<b>Juvenile</b>	Custody Visitation	CV	31	▼	-26.2%	-11
	Traffic	T	15	▲	+66.7%	+6
	Misdemeanor	DM	10	↔	-	-
	Abuse and Neglect	AN	4	▼	-69.2%	-9
	Felony	DF	2	▲	-	+2
	Foster Care Review	FC	2	▲	-	+2
	Terminate Parental Rights	TP	2	▲	-	+2
	Capias	CA	1	▲	-	+1
	Child In Need of Services	CS	1	▲	-	+1
	Emergency Custody Order	EC	1	▲	-	+1
	Show Cause	SC	1	▲	-	+1
	Truancy	TR	1	▲	-	+1
	Paternity	PT	0	▼	-100.0%	-2
	Permanency Planning	PH	0	▼	-100.0%	-2
	Total			<b>71</b>	▼	<b>-9.0%</b>
<b>GRAND TOTAL</b>			<b>158</b>	▲	28.5%	+35

**Filings by Major Case Category\*\***

Category	Summary	Change	% Change	Absolute Change	
Adult Criminal	31	▲	+24.0%	+6	
Child Dependency	8	▲	-46.7%	-7	
Child in Need of Services/Supervision	2	▲	-	+2	
Custody and Visitation	31	▼	-29.5%	-13	
Delinquency	14	▲	+40.0%	+4	
Other	19	▲	+137.5%	+11	
Protective Orders	3	▲	+200.0%	+2	
Support	35	▲	+218.2%	+24	
Traffic	15	▲	+66.7%	+6	
<b>GRAND TOTAL</b>		<b>158</b>	▲	28.5%	+35

\* Compared to same time period as previous year

\*\* Case Type Categories are defined in the 2017 Virginia Judicial Workload Assessment

The data reported reflect the case management system. The case types reported may not necessitate judicial involvement.

2025 Overall GRAND TOTAL		Distribution of Caseload			Change*		Percentage (%) of Caseload		
<b>127</b> +9 7.6% 	Adult	78	61%	39.3% ▲	+22	Adult	2024	2025	
	Juvenile	49	39%	-21.0% ▼	-13	Juvenile	47.5%	61.4%	
<b>GRAND TOTAL</b>		<b>127</b>	100%	7.6% ▲	+9	<b>GRAND TOTAL</b>	100%	100%	

Filings by Division & Code

Division	Case Type Description	Code	Summary	Change	% Change	Absolute Change	
<b>Adult</b>	Misdemeanor	CM	23	▲	+64.3%	+9	
	Civil Support	VS	15	▲	+150.0%	+9	
	Felony	CF	11	▲	+266.7%	+8	
	Other	OT	9	▼	-18.2%	-2	
	Show Cause	SC	9	▲	-18.2%	-2	
	Capias	CA	6	▲	+100.0%	+3	
	Family Abuse - Protective Order	FP	5	▼	-16.7%	-1	
	Motion - Protective Order	MP	0	▼	-100.0%	-1	
	Non-Family Abuse Protective Order	AP	0	▼	-100.0%	-1	
	Total			<b>78</b>	▲	<b>39.3%</b>	<b>+22</b>
<b>Juvenile</b>	Custody Visitation	CV	30	▲	+20.0%	+5	
	Misdemeanor	DM	7	▼	-50.0%	-7	
	Felony	DF	3	▼	-40.0%	-2	
	Foster Care Review	FC	2	▲	-	+2	
	Status	ST	2	▼	-33.3%	-1	
	Capias	CA	1	▲	-	+1	
	Initial Foster Care	IF	1	▲	-	+1	
	Paternity	PT	1	↔	-	-	
	Show Cause	SC	1	▲	-	+1	
	Voluntary Continuing Services and Support Agreem	VA	1	↔	-	-	
	Abuse and Neglect	AN	0	▼	-100.0%	-1	
	Child In Need of Services	CS	0	▼	-100.0%	-1	
	Civil Violation	CI	0	▼	-100.0%	-1	
	Permanency Planning	PH	0	▼	-100.0%	-6	
	Terminate Parental Rights	TP	0	▼	-100.0%	-3	
	Traffic	T	0	▼	-100.0%	-1	
	Total			<b>49</b>	▼	<b>-21.0%</b>	<b>-13</b>
	<b>GRAND TOTAL</b>			<b>127</b>	▲	7.6%	+9

Filings by Major Case Category\*\*

Category	Summary	Change	% Change	Absolute Change	
Adult Criminal	44	▲	+51.7%	+15	
Child Dependency	4	▲	-63.6%	-7	
Child in Need of Services/Supervision	0	▼	-100.0%	-1	
Custody and Visitation	31	▲	+19.2%	+5	
Delinquency	12	▲	-36.8%	-7	
Juvenile Miscellaneous	2	▼	-33.3%	-1	
New to Workload Study	0	▼	-100.0%	-1	
Other	9	▼	-18.2%	-2	
Protective Orders	5	▼	-37.5%	-3	
Support	20	▲	+150.0%	+12	
Traffic	0	▼	-100.0%	-1	
<b>GRAND TOTAL</b>		<b>127</b>	▲	7.6%	+9

\* Compared to same time period as previous year

\*\* Case Type Categories are defined in the 2017 Virginia Judicial Workload Assessment

The data reported reflect the case management system. The case types reported may not necessitate judicial involvement.

2025 Overall GRAND TOTAL		Distribution of Caseload		Change*		Percentage (%) of Caseload		
<b>87</b>	-21 -19.4%	<b>Adult</b>	44 51%	-34.3% ▼	-23	<b>Adult</b>	2024 62.0%	2025 50.6%
2025		<b>Juvenile</b>	43 49%	4.9% ▲	+2	<b>Juvenile</b>	38.0%	49.4%
2024		<b>GRAND TOTAL</b>	<b>87</b> 100%	-19.4% ▼	-21	<b>GRAND TOTAL</b>	100%	100%

Filings by Division & Code

Division	Case Type Description	Code	Summary	Change	% Change	Absolute Change
<b>Adult</b>	Show Cause	SC	15	▲	+87.5%	+7
	Civil Support	VS	11	▲	+120.0%	+6
	Misdemeanor	CM	5	▼	-72.2%	-13
	Other	OT	5	▼	-75.0%	-15
	Capias	CA	4	▲	-	+4
	Family Abuse - Protective Order	FP	3	▲	+200.0%	+2
	Felony	CF	1	▼	-93.3%	-14
	<b>Total</b>			<b>44</b>	▼	<b>-34.3%</b>
<b>Juvenile</b>	Custody Visitation	CV	13	▲	+30.0%	+3
	Misdemeanor	DM	9	▼	-25.0%	-3
	Child at Risk	RI	4	▲	-	+4
	Felony	DF	4	↔	-	-
	Emergency Custody Order	EC	3	▲	+50.0%	+1
	Temporary Detention Order	TD	3	▲	+50.0%	+1
	Foster Care Review	FC	2	▼	-33.3%	-1
	Traffic	T	2	▼	-71.4%	-5
	Child In Need of Services	CS	1	▲	-	+1
	Paternity	PT	1	↔	-	-
	Show Cause	SC	1	▲	-	+1
	<b>Total</b>			<b>43</b>	▲	<b>4.9%</b>
<b>GRAND TOTAL</b>			<b>87</b>	▼	<b>-19.4%</b>	<b>-21</b>

Filings by Major Case Category\*\*

Category	Summary	Change	% Change	Absolute Change
Adult Criminal	15	▲	-59.5%	-22
Child Dependency	6	▲	+100.0%	+3
Child in Need of Services/Supervision	1	▲	-	+1
Custody and Visitation	14	▲	+27.3%	+3
Delinquency	14	▲	-12.5%	-2
Other	11	▼	-54.2%	-13
Protective Orders	3	▲	+200.0%	+2
Support	21	▲	+133.3%	+12
Traffic	2	▼	-71.4%	-5
<b>GRAND TOTAL</b>	<b>87</b>	▼	<b>-19.4%</b>	<b>-21</b>

\* Compared to same time period as previous year

\*\* Case Type Categories are defined in the 2017 Virginia Judicial Workload Assessment

The data reported reflect the case management system. The case types reported may not necessitate judicial involvement.

2025 Overall GRAND TOTAL		Distribution of Caseload		Change*		Percentage (%) of Caseload			
<b>428</b> +86 25.1% 	Adult	220	51%	12.8%	▲	+25	Adult	2024	2025
	Juvenile	208	49%	41.5%	▲	+61	Juvenile	43.0%	51.4%
<b>GRAND TOTAL</b>		<b>428</b>	100%	25.1%	▲	+86	<b>GRAND TOTAL</b>	100%	100%

Filings by Division & Code

Division	Case Type Description	Code	Summary	Change	% Change	Absolute Change
<b>Adult</b>	Misdemeanor	CM	46	▲	+9.5%	+4
	Show Cause	SC	39	▲	+30.0%	+9
	Civil Support	VS	35	↔		-
	Other	OT	34	▲	+9.7%	+3
	Family Abuse - Protective Order	FP	26	▲	+18.2%	+4
	Felony	CF	22	▲	+57.1%	+8
	Capias	CA	12	▼	-20.0%	-3
	Motion - Protective Order	MP	3	↔		-
	Violation of Protective Order	PV	3	▲	+50.0%	+1
	Bond Forfeiture	BF	0	▼	-100.0%	-1
<b>Total</b>			<b>220</b>	<b>▲</b>	<b>12.8%</b>	<b>+25</b>
<b>Juvenile</b>	Custody Visitation	CV	130	▲	+56.6%	+47
	Misdemeanor	DM	24	▲	+9.1%	+2
	Foster Care Review	FC	13	▲	+333.3%	+10
	Show Cause	SC	11	▲	+175.0%	+7
	Truancy	TR	7	▲	+250.0%	+5
	Traffic	T	5	▲	+25.0%	+1
	Abuse and Neglect	AN	4	▼	-60.0%	-6
	Emergency Custody Order	EC	3	▲	+50.0%	+1
	Felony	DF	3	▲	+50.0%	+1
	Special Immigrant Juvenile Status	SI	2	▲	-	+2
	Child In Need of Services	CS	1	▲	-	+1
	Other	OT	1	▲	-	+1
	Paternity	PT	1	▲	-	+1
	Permanency Planning	PH	1	↔		-
	Relief of Custody	CR	1	↔		-
	Temporary Detention Order	TD	1	▼	-50.0%	-1
	Capias	CA	0	▼	-100.0%	-1
	Civil Violation	CI	0	▼	-100.0%	-1
	Initial Foster Care	IF	0	▼	-100.0%	-5
	Status	ST	0	▼	-100.0%	-1
Terminate Parental Rights	TP	0	▼	-100.0%	-3	
<b>Total</b>			<b>208</b>	<b>▲</b>	<b>41.5%</b>	<b>+61</b>
<b>GRAND TOTAL</b>			<b>428</b>	<b>▲</b>	<b>25.1%</b>	<b>+86</b>

Filings by Major Case Category\*\*

Category	Summary	Change	% Change	Absolute Change
Adult Criminal	107	▲	+27.4%	+23
Child Dependency	19	▲	-17.4%	-4
Child in Need of Services/Supervision	10	▲	+100.0%	+5
Custody and Visitation	131	▲	+57.8%	+48
Delinquency	36	▲	+38.5%	+10
Juvenile Miscellaneous	0	▼	-100.0%	-1
New to Workload Study	2	▲	+100.0%	+1
Other	39	▲	+11.4%	+4
Protective Orders	29	▲	+16.0%	+4

\* Compared to same time period as previous year

\*\* Case Type Categories are defined in the 2017 Virginia Judicial Workload Assessment

The data reported reflect the case management system. The case types reported may not necessitate judicial involvement.

**CPSS - JCMS CASELOAD STATISTICS OF THE JUVENILE & DOMESTIC RELATIONS DISTRICT COURTS**  
 January 2025 thru February 2025 Filings (Compared to January 2024 thru February 2024)

Support	50	▼	-9.1%	-5
Traffic	5	▲	+25.0%	+1
<b>GRAND TOTAL</b>	<b>428</b>	▲	25.1%	+86

\* Compared to same time period as previous year

\*\* Case Type Categories are defined in the 2017 Virginia Judicial Workload Assessment

The data reported reflect the case management system. The case types reported may not necessitate judicial involvement.

2025 Overall GRAND TOTAL		Distribution of Caseload		Change*		Percentage (%) of Caseload			
<b>377</b> 	+22	<b>Adult</b>	192	51%	-3.5% ▼	-7	<b>Adult</b>	56.1%	50.9%
	6.2%	<b>Juvenile</b>	185	49%	18.6% ▲	+29	<b>Juvenile</b>	43.9%	49.1%
<b>GRAND TOTAL</b>		<b>GRAND TOTAL</b>	<b>377</b>	100%	6.2% ▲	+22	<b>GRAND TOTAL</b>	100%	100%

Filings by Division & Code

Division	Case Type Description	Code	Summary	Change	% Change	Absolute Change
<b>Adult</b>	Civil Support	VS	49	▲	+122.7%	+27
	Other	OT	37	▲	-17.8%	-8
	Show Cause	SC	37	▲	+131.3%	+21
	Misdemeanor	CM	26	▼	-60.0%	-39
	Family Abuse - Protective Order	FP	16	▼	-36.0%	-9
	Felony	CF	12	▼	-14.3%	-2
	Capias	CA	9	▲	+50.0%	+3
	Motion - Protective Order	MP	2	▲	+100.0%	+1
	Non-Family Abuse Protective Order	AP	2	▼	-33.3%	-1
	Protective Order	PC	2	▲	-	+2
	Remand Support	RS	0	▼	-100.0%	-2
Total			<b>192</b>	▼	<b>-3.5%</b>	<b>-7</b>
<b>Juvenile</b>	Custody Visitation	CV	126	▲	+44.8%	+39
	Misdemeanor	DM	16	▼	-20.0%	-4
	Traffic	T	13	▼	-27.8%	-5
	Felony	DF	11	▲	+57.1%	+4
	Non-Family Abuse Protective Order	AP	11	▲	+57.1%	+4
	Show Cause	SC	4	↔	-	-
	Foster Care Review	FC	2	▲	-	+2
	Capias	CA	1	▲	-	+1
	Civil Violation	CI	1	▼	-83.3%	-5
	Family Abuse - Protective Order	FP	0	▼	-100.0%	-5
	Remand Custody	RC	0	▼	-100.0%	-1
	Remand Visitation	RV	0	▼	-100.0%	-1
	Total			<b>185</b>	▲	<b>18.6%</b>
<b>GRAND TOTAL</b>			<b>377</b>	▲	6.2%	+22

Filings by Major Case Category\*\*

Category	Summary	Change	% Change	Absolute Change	
Adult Criminal	77	▲	-21.4%	-21	
Child Dependency	2	▲	-	+2	
Custody and Visitation	126	▲	+44.8%	+39	
Delinquency	32	▲	+3.2%	+1	
New to Workload Study	1	▼	-83.3%	-5	
Other	37	▼	-24.5%	-12	
Protective Orders	31	▼	-24.4%	-10	
Support	58	▲	+132.0%	+33	
Traffic	13	▼	-27.8%	-5	
<b>GRAND TOTAL</b>		<b>377</b>	▲	6.2%	+22

\* Compared to same time period as previous year

\*\* Case Type Categories are defined in the 2017 Virginia Judicial Workload Assessment

The data reported reflect the case management system. The case types reported may not necessitate judicial involvement.

2025 Overall GRAND TOTAL		Distribution of Caseload		Change*		Percentage (%) of Caseload														
<p>2025: 46 2024: 27 Change: +19</p>	70.4%	Adult	32	70%	45.5%	▲	+10													
		Juvenile	14	30%	180.0%	▲	+9													
		<b>GRAND TOTAL</b>	<b>46</b>	100%	70.4%	▲	+19													
						<table border="1"> <thead> <tr> <th></th> <th>2024</th> <th>2025</th> </tr> </thead> <tbody> <tr> <td>Adult</td> <td>81.5%</td> <td>69.6%</td> </tr> <tr> <td>Juvenile</td> <td>18.5%</td> <td>30.4%</td> </tr> <tr> <td><b>GRAND TOTAL</b></td> <td>100%</td> <td>100%</td> </tr> </tbody> </table>				2024	2025	Adult	81.5%	69.6%	Juvenile	18.5%	30.4%	<b>GRAND TOTAL</b>	100%	100%
	2024	2025																		
Adult	81.5%	69.6%																		
Juvenile	18.5%	30.4%																		
<b>GRAND TOTAL</b>	100%	100%																		

Filings by Division & Code

Division	Case Type Description	Code	Summary	Change	% Change	Absolute Change
<b>Adult</b>	Misdemeanor	CM	9	▲	+125.0%	+5
	Family Abuse - Protective Order	FP	8	▲	+300.0%	+6
	Civil Support	VS	6	▼	-25.0%	-2
	Other	OT	5	▲	+66.7%	+2
	Capias	CA	2	▲	-	+2
	Felony	CF	1	▼	-50.0%	-1
	Show Cause	SC	1	▼	-66.7%	-2
	<b>Total</b>			<b>32</b>	<b>▲</b>	<b>45.5%</b>
<b>Juvenile</b>	Custody Visitation	CV	11	▲	+175.0%	+7
	Traffic	T	2	▲	+100.0%	+1
	Misdemeanor	DM	1	▲	-	+1
	<b>Total</b>			<b>14</b>	<b>▲</b>	<b>180.0%</b>
<b>GRAND TOTAL</b>			<b>46</b>	<b>▲</b>	<b>70.4%</b>	<b>+19</b>

Filings by Major Case Category\*\*

Category	Summary	Change	% Change	Absolute Change
Adult Criminal	11	▲	+57.1%	+4
Custody and Visitation	11	▲	+175.0%	+7
Delinquency	1	▲	-	+1
Other	5	▲	+66.7%	+2
Protective Orders	8	▲	+300.0%	+6
Support	8	▲	-20.0%	-2
Traffic	2	▲	+100.0%	+1
<b>GRAND TOTAL</b>	<b>46</b>	<b>▲</b>	<b>70.4%</b>	<b>+19</b>

\* Compared to same time period as previous year

\*\* Case Type Categories are defined in the 2017 Virginia Judicial Workload Assessment

The data reported reflect the case management system. The case types reported may not necessitate judicial involvement.



2025 Overall GRAND TOTAL		Distribution of Caseload			Change*		Percentage (%) of Caseload		
<b>134</b> +36 36.7% 	Adult	76	57%	38.2% ▲	+21	Adult	2024	2025	
	Juvenile	58	43%	34.9% ▲	+15	Juvenile	56.1%	56.7%	
<b>GRAND TOTAL</b>		<b>134</b>	100%	36.7% ▲	+36	<b>GRAND TOTAL</b>	100%	100%	

Filings by Division & Code

Division	Case Type Description	Code	Summary	Change	% Change	Absolute Change
<b>Adult</b>	Civil Support	VS	15	▲	+87.5%	+7
	Felony	CF	15	▲	+400.0%	+12
	Other	OT	14	▲	+180.0%	+9
	Show Cause	SC	14	▲	+7.7%	+1
	Misdemeanor	CM	10	▼	-37.5%	-6
	Capias	CA	4	▲	+100.0%	+2
	Family Abuse - Protective Order	FP	3	▼	-62.5%	-5
	Restricted License for Non-Support	SL	1	▲	-	+1
Total			<b>76</b>	▲	<b>38.2%</b>	<b>+21</b>
<b>Juvenile</b>	Custody Visitation	CV	36	▲	+63.6%	+14
	Misdemeanor	DM	13	▲	+550.0%	+11
	Traffic	T	6	▼	-14.3%	-1
	Child In Need of Services	CS	1	▲	-	+1
	Felony	DF	1	▲	-	+1
	Truancy	TR	1	▲	-	+1
	Foster Care Review	FC	0	▼	-100.0%	-4
	Paternity	PT	0	▼	-100.0%	-1
	Permanency Planning	PH	0	▼	-100.0%	-6
	Special Immigrant Juvenile Status	SI	0	▼	-100.0%	-1
Total			<b>58</b>	▲	<b>34.9%</b>	<b>+15</b>
<b>GRAND TOTAL</b>			<b>134</b>	▲	<b>36.7%</b>	<b>+36</b>

Filings by Major Case Category\*\*

Category	Summary	Change	% Change	Absolute Change	
Adult Criminal	37	▲	+23.3%	+7	
Child Dependency	0	▼	-100.0%	-10	
Child in Need of Services/Supervision	2	▲	-	+2	
Custody and Visitation	36	▼	+56.5%	+13	
Delinquency	14	▲	+600.0%	+12	
New to Workload Study	0	▼	-100.0%	-1	
Other	14	▲	+180.0%	+9	
Protective Orders	3	▼	-62.5%	-5	
Support	22	▲	+83.3%	+10	
Traffic	6	▼	-14.3%	-1	
<b>GRAND TOTAL</b>		<b>134</b>	▲	<b>36.7%</b>	<b>+36</b>

\* Compared to same time period as previous year

\*\* Case Type Categories are defined in the 2017 Virginia Judicial Workload Assessment

The data reported reflect the case management system. The case types reported may not necessitate judicial involvement.

2025 Overall GRAND TOTAL		Distribution of Caseload			Change*		Percentage (%) of Caseload		
<b>2,307</b> -73 -3.1% 	Adult	1,286	56%	-17.6% ▼	-274	Adult	2024: 65.5%	2025: 55.7%	
	Juvenile	1,021	44%	24.5% ▲	+201	Juvenile	34.5%	44.3%	
<b>GRAND TOTAL</b>		<b>2,307</b>	100%	-3.1% ▼	-73	<b>GRAND TOTAL</b>	100%	100%	

Filings by Division & Code

Division	Case Type Description	Code	Summary	Change	% Change	Absolute Change	
<b>Adult</b>	Misdemeanor	CM	324	▼	-20.4%	-83	
	Civil Support	VS	269	▲	+50.3%	+90	
	Show Cause	SC	246	▲	+2.1%	+5	
	Other	OT	184	▲	-37.2%	-109	
	Felony	CF	87	▼	-54.7%	-105	
	Family Abuse - Protective Order	FP	80	▼	-31.0%	-36	
	Capias	CA	75	▲	-31.2%	-34	
	Violation of Protective Order	PV	10	↔		-	
	Remand Support	RS	5	▲	+400.0%	+4	
	Motion - Protective Order	MP	3	▼	-50.0%	-3	
	Non-Family Abuse Protective Order	AP	3	▼	-40.0%	-2	
	Bond Forfeiture	BF	0	▼	-100.0%	-1	
	Total			<b>1,286</b>	▼	<b>-17.6%</b>	<b>-274</b>
<b>Juvenile</b>	Custody Visitation	CV	545	▲	+41.9%	+161	
	Misdemeanor	DM	172	▲	+12.4%	+19	
	Civil Violation	CI	78	▲	+310.5%	+59	
	Mental Commitment	MC	33	▲	+73.7%	+14	
	Felony	DF	32	▼	-15.8%	-6	
	Traffic	T	22	▲	+83.3%	+10	
	Truancy	TR	18	▲	+5.9%	+1	
	Foster Care Review	FC	17	▲	+30.8%	+4	
	Non-Family Abuse Protective Order	AP	16	▼	-15.8%	-3	
	Status	ST	15	▼	-46.4%	-13	
	Paternity	PT	13	▲	+18.2%	+2	
	Permanency Planning	PH	11	▼	-21.4%	-3	
	Initial Foster Care	IF	10	▼	-33.3%	-5	
	Terminate Parental Rights	TP	9	▲	+125.0%	+5	
	Abuse and Neglect	AN	7	▼	-41.7%	-5	
	Child In Need of Services	CS	5	▼	-68.8%	-11	
	Show Cause	SC	5	▼	-72.2%	-13	
	Remand Custody	RC	3	▲	-	+3	
	Special Immigrant Juvenile Status	SI	3	▼	-25.0%	-1	
	Family Abuse - Protective Order	FP	2	▼	-50.0%	-2	
	Voluntary Continuing Services and Support Agreen	VA	2	▲	-	+2	
	Capias	CA	1	▲	-	+1	
	Motion - Protective Order	MP	1	▲	-	+1	
	Other	OT	1	▼	-92.3%	-12	
	Emergency Custody Order	EC	0	▼	-100.0%	-2	
	Temporary Detention Order	TD	0	▼	-100.0%	-5	
	Total			<b>1,021</b>	▲	<b>24.5%</b>	<b>+201</b>
	<b>GRAND TOTAL</b>			<b>2,307</b>	▼	<b>-3.1%</b>	<b>-73</b>

Filings by Major Case Category\*\*

Category	Summary	Change	% Change	Absolute Change
Adult Criminal	657	▼	-28.7%	-264
Child Dependency	56	▲	-3.4%	-2
Child in Need of Services/Supervision	23	▼	-30.3%	-10

\* Compared to same time period as previous year      \*\* Case Type Categories are defined in the 2017 Virginia Judicial Workload Assessment

The data reported reflect the case management system. The case types reported may not necessitate judicial involvement.

Custody and Visitation	558	▲	+41.3%	+163
Delinquency	210	▲	+0.5%	+1
Juvenile Miscellaneous	15	▼	-46.4%	-13
New to Workload Study	81	▲	+252.2%	+58
Other	226	▲	-32.1%	-107
Protective Orders	105	▲	-30.0%	-45
Support	354	▲	+62.4%	+136
Traffic	22	▲	+83.3%	+10
<b>GRAND TOTAL</b>	<b>2,307</b>	▼	-3.1%	-73

\* Compared to same time period as previous year

\*\* Case Type Categories are defined in the 2017 Virginia Judicial Workload Assessment

The data reported reflect the case management system. The case types reported may not necessitate judicial involvement.

2025 Overall GRAND TOTAL		Distribution of Caseload			Change*		Percentage (%) of Caseload		
<b>1,833</b> +135 8.0% 	<b>2025</b> <b>2024</b>	<b>Adult</b>	997	54%	13.0% ▲	+115	<b>Adult</b>	51.9%	54.4%
		<b>Juvenile</b>	836	46%	2.5% ▲	+20	<b>Juvenile</b>	48.1%	45.6%
<b>GRAND TOTAL</b>		<b>1,833</b>	100%	8.0% ▲	+135	<b>GRAND TOTAL</b>	100%	100%	

Filings by Division & Code

Division	Case Type Description	Code	Summary	Change	% Change	Absolute Change
<b>Adult</b>	Misdemeanor	CM	232	▲	+4.5%	+10
	Show Cause	SC	216	▲	+50.0%	+72
	Other	OT	188	▼	-1.6%	-3
	Civil Support	VS	112	▲	+12.0%	+12
	Felony	CF	108	▲	+100.0%	+54
	Family Abuse - Protective Order	FP	58	▼	-29.3%	-24
	Capias	CA	53	▲	-19.7%	-13
	Remand Support	RS	13	▼	-13.3%	-2
	Non-Family Abuse Protective Order	AP	7	▲	+133.3%	+4
	Violation of Protective Order	PV	5	▲	+25.0%	+1
	Motion - Protective Order	MP	3	▲	+200.0%	+2
	Restricted License for Non-Support	SL	2	▲	-	+2
	Total			<b>997</b>	▲	<b>13.0%</b>
<b>Juvenile</b>	Custody Visitation	CV	480	▼	-2.2%	-11
	Misdemeanor	DM	87	▲	+8.8%	+7
	Truancy	TR	48	▲	+140.0%	+28
	Status	ST	43	▲	+87.0%	+20
	Felony	DF	30	▲	+7.1%	+2
	Paternity	PT	22	▲	+120.0%	+12
	Remand Custody	RC	19	▼	-9.5%	-2
	Remand Visitation	RV	19	▼	-17.4%	-4
	Traffic	T	19	▲	+46.2%	+6
	Show Cause	SC	15	▲	+150.0%	+9
	Permanency Planning	PH	9	▼	-30.8%	-4
	Abuse and Neglect	AN	7	▼	-46.2%	-6
	Voluntary Continuing Services and Support Agree	VA	7	▼	-12.5%	-1
	Foster Care Review	FC	5	▼	-66.7%	-10
	Temporary Detention Order	TD	5	▼	-73.7%	-14
	Initial Foster Care	IF	4	▲	+100.0%	+2
	Non-Family Abuse Protective Order	AP	4	▼	-60.0%	-6
	Civil Violation	CI	3	▲	+50.0%	+1
	Emergency Custody Order	EC	3	▼	-62.5%	-5
	Capias	CA	2	▲	+100.0%	+1
	Family Abuse - Protective Order	FP	2	↔	-	-
	Terminate Parental Rights	TP	2	▼	-50.0%	-2
	Special Immigrant Juvenile Status	SI	1	▲	-	+1
	Other	OT	0	▼	-100.0%	-3
	Relief of Custody	CR	0	▼	-100.0%	-1
	Total			<b>836</b>	▲	<b>2.5%</b>
<b>GRAND TOTAL</b>			<b>1,833</b>	▲	<b>8.0%</b>	<b>+135</b>

Filings by Major Case Category\*\*

Category	Summary	Change	% Change	Absolute Change
Adult Criminal	556	▲	+19.1%	+89
Child Dependency	34	▼	-39.3%	-22
Child in Need of Services/Supervision	48	▲	+140.0%	+28
Custody and Visitation	502	▲	+0.2%	+1

\* Compared to same time period as previous year

\*\* Case Type Categories are defined in the 2017 Virginia Judicial Workload Assessment

The data reported reflect the case management system. The case types reported may not necessitate judicial involvement.

**CPSS - JCMS CASELOAD STATISTICS OF THE JUVENILE & DOMESTIC RELATIONS DISTRICT COURTS**  
 January 2025 thru February 2025 Filings (Compared to January 2024 thru February 2024)

**Hampton**

District: 8 FIPS: 650

Delinquency	134	▲	+16.5%	+19
Juvenile Miscellaneous	43	▲	+87.0%	+20
New to Workload Study	4	▲	+100.0%	+2
Other	247	▼	-11.8%	-33
Protective Orders	74	▲	-24.5%	-24
Support	172	▲	+39.8%	+49
Traffic	19	▲	+46.2%	+6
<b>GRAND TOTAL</b>	<b>1,833</b>	▲	8.0%	+135

\* Compared to same time period as previous year

\*\* Case Type Categories are defined in the 2017 Virginia Judicial Workload Assessment

The data reported reflect the case management system. The case types reported may not necessitate judicial involvement.

2025 Overall GRAND TOTAL		Distribution of Caseload				Change*		Percentage (%) of Caseload		
<b>45</b> +22 95.7% 	<b>Adult</b>	35	78%	150.0% ▲	+21	<b>Adult</b>	2024	2025		
	<b>Juvenile</b>	10	22%	11.1% ▲	+1	<b>Juvenile</b>	60.9%	77.8%		
	<b>GRAND TOTAL</b>	<b>45</b>	100%	95.7% ▲	+22	<b>GRAND TOTAL</b>	100%	100%		

Filings by Division & Code

Division	Case Type Description	Code	Summary	Change	% Change	Absolute Change
<b>Adult</b>	Show Cause	SC	11	▲	+1,000.0%	+10
	Misdemeanor	CM	9	▲	+350.0%	+7
	Civil Support	VS	6	▲	+200.0%	+4
	Other	OT	5	▲	+66.7%	+2
	Capias	CA	3	▲	+50.0%	+1
	Family Abuse - Protective Order	FP	1	↔		-
	Bond Forfeiture	BF	0	▼	-100.0%	-1
	Felony	CF	0	▼	-100.0%	-1
	Motion - Protective Order	MP	0	▼	-100.0%	-1
	<b>Total</b>			<b>35</b>	<b>▲</b>	<b>150.0%</b>
<b>Juvenile</b>	Custody Visitation	CV	9	▲	+12.5%	+1
	Misdemeanor	DM	1	▲	-	+1
	Truancy	TR	0	▼	-100.0%	-1
	<b>Total</b>		<b>10</b>	<b>▲</b>	<b>11.1%</b>	<b>+1</b>
<b>GRAND TOTAL</b>			<b>45</b>	<b>▲</b>	<b>95.7%</b>	<b>+22</b>

Filings by Major Case Category\*\*

Category	Summary	Change	% Change	Absolute Change
Adult Criminal	19	▲	+216.7%	+13
Child in Need of Services/Supervision	0	▼	-100.0%	-1
Custody and Visitation	9	▲	+12.5%	+1
Delinquency	1	▲	-	+1
Other	5	▲	+66.7%	+2
Protective Orders	1	▼	-50.0%	-1
Support	10	▲	+233.3%	+7
<b>GRAND TOTAL</b>	<b>45</b>	<b>▲</b>	<b>95.7%</b>	<b>+22</b>

\* Compared to same time period as previous year

\*\* Case Type Categories are defined in the 2017 Virginia Judicial Workload Assessment

The data reported reflect the case management system. The case types reported may not necessitate judicial involvement.

2025 Overall GRAND TOTAL		Distribution of Caseload		Change*		Percentage (%) of Caseload			
<b>298</b> -70 -19.0% 		<b>Adult</b>	156	52%	-26.8% ▼	-57	<b>Adult</b>	57.9%	52.3%
		<b>Juvenile</b>	142	48%	-8.4% ▼	-13	<b>Juvenile</b>	42.1%	47.7%
		<b>GRAND TOTAL</b>	<b>298</b>	100%	-19.0% ▼	-70	<b>GRAND TOTAL</b>	100%	100%

Filings by Division & Code

Division	Case Type Description	Code	Summary	Change	% Change	Absolute Change
<b>Adult</b>	Misdemeanor	CM	36	▼	-47.8%	-33
	Show Cause	SC	31	▲	+6.9%	+2
	Other	OT	27	▼	-30.8%	-12
	Civil Support	VS	26	▲	+4.0%	+1
	Family Abuse - Protective Order	FP	15	▼	-11.8%	-2
	Capias	CA	9	▲	+50.0%	+3
	Felony	CF	6	▼	-25.0%	-2
	Motion - Protective Order	MP	2	▼	-75.0%	-6
	Bond Forfeiture	BF	1	▲	-	+1
	Remand Support	RS	1	▼	-75.0%	-3
	Restricted License for Non-Support	SL	1	▲	-	+1
	Violation of Protective Order	PV	1	▼	-75.0%	-3
	Non-Family Abuse Protective Order	AP	0	▼	-100.0%	-4
		<b>Total</b>		<b>156</b>	▼	<b>-26.8%</b>
<b>Juvenile</b>	Custody Visitation	CV	80	▼	-18.4%	-18
	Traffic	T	12	▲	+50.0%	+4
	Misdemeanor	DM	10	↔	-	-
	Motion - Protective Order	MP	7	▲	+250.0%	+5
	Status	ST	6	▲	+200.0%	+4
	Paternity	PT	4	▲	-	+4
	Abuse and Neglect	AN	3	▲	+200.0%	+2
	Felony	DF	3	▲	+50.0%	+1
	Non-Family Abuse Protective Order	AP	3	▲	+200.0%	+2
	Permanency Planning	PH	3	▲	-	+3
	Remand Custody	RC	3	▼	-62.5%	-5
	Remand Visitation	RV	3	▼	-62.5%	-5
	Child In Need of Services	CS	2	▼	-33.3%	-1
	Foster Care Review	FC	1	↔	-	-
	Show Cause	SC	1	▲	-	+1
	Truancy	TR	1	↔	-	-
	Initial Foster Care	IF	0	▼	-100.0%	-1
	Other	OT	0	▼	-100.0%	-2
	Temporary Detention Order	TD	0	▼	-100.0%	-6
	Voluntary Continuing Services and Support Agreen	VA	0	▼	-100.0%	-1
	<b>Total</b>		<b>142</b>	▼	<b>-8.4%</b>	<b>-13</b>
<b>GRAND TOTAL</b>			<b>298</b>	▼	<b>-19.0%</b>	<b>-70</b>

Filings by Major Case Category\*\*

Category	Summary	Change	% Change	Absolute Change
Adult Criminal	77	▲	-30.0%	-33
Child Dependency	7	▲	+75.0%	+3
Child in Need of Services/Supervision	3	▼	-25.0%	-1
Custody and Visitation	84	▲	-14.3%	-14
Delinquency	14	▲	+16.7%	+2
Juvenile Miscellaneous	6	▲	+200.0%	+4
Other	34	▼	-49.3%	-33

\* Compared to same time period as previous year

\*\* Case Type Categories are defined in the 2017 Virginia Judicial Workload Assessment

The data reported reflect the case management system. The case types reported may not necessitate judicial involvement.

**CPSS - JCMS CASELOAD STATISTICS OF THE JUVENILE & DOMESTIC RELATIONS DISTRICT COURTS**  
 January 2025 thru February 2025 Filings (Compared to January 2024 thru February 2024)

**Gloucester**

District: 9 FIPS: 073

Protective Orders	27	▲	-15.6%	-5
Support	34	▲	+9.7%	+3
Traffic	12	▲	+50.0%	+4
<b>GRAND TOTAL</b>	<b>298</b>	▼	-19.0%	-70

\* Compared to same time period as previous year

\*\* Case Type Categories are defined in the 2017 Virginia Judicial Workload Assessment

The data reported reflect the case management system. The case types reported may not necessitate judicial involvement.



2025 Overall GRAND TOTAL		Distribution of Caseload		Change*		Percentage (%) of Caseload		
<b>64</b>	-6 -8.6%	<b>Adult</b>	46 72%	39.4% ▲	+13	<b>Adult</b>	2024 47.1%	2025 71.9%
2025		<b>Juvenile</b>	18 28%	-51.4% ▼	-19	<b>Juvenile</b>	52.9%	28.1%
2024		<b>GRAND TOTAL</b>	<b>64</b> 100%	-8.6% ▼	-6	<b>GRAND TOTAL</b>	100%	100%

Filings by Division & Code

Division	Case Type Description	Code	Summary	Change	% Change	Absolute Change
<b>Adult</b>	Misdemeanor	CM	21	▲	+320.0%	+16
	Civil Support	VS	8	▲	+33.3%	+2
	Show Cause	SC	5	▲	+66.7%	+2
	Family Abuse - Protective Order	FP	4	▼	-20.0%	-1
	Other	OT	4	▼	-66.7%	-8
	Capias	CA	2	▲	+100.0%	+1
	Felony	CF	1	▲	-	+1
	Protective Order	PC	1	▲	-	+1
	Motion - Protective Order	MP	0	▼	-100.0%	-1
	<b>Total</b>			<b>46</b>	<b>▲</b>	<b>39.4%</b>
<b>Juvenile</b>	Custody Visitation	CV	10	▼	-47.4%	-9
	Remand Custody	RC	2	▲	-	+2
	Remand Visitation	RV	2	▲	-	+2
	Abuse and Neglect	AN	1	▲	-	+1
	Child In Need of Services	CS	1	▲	-	+1
	Permanency Planning	PH	1	▲	-	+1
	Show Cause	SC	1	▲	-	+1
	Foster Care Review	FC	0	▼	-100.0%	-4
	Misdemeanor	DM	0	▼	-100.0%	-4
	Non-Family Abuse Protective Order	AP	0	▼	-100.0%	-6
	Other	OT	0	▼	-100.0%	-2
	Traffic	T	0	▼	-100.0%	-2
	<b>Total</b>			<b>18</b>	<b>▼</b>	<b>-51.4%</b>
<b>GRAND TOTAL</b>			<b>64</b>	<b>▼</b>	<b>-8.6%</b>	<b>-6</b>

Filings by Major Case Category\*\*

Category	Summary	Change	% Change	Absolute Change
Adult Criminal	27	▲	+237.5%	+19
Child Dependency	2	▲	-50.0%	-2
Child in Need of Services/Supervision	1	▲	-	+1
Custody and Visitation	10	▼	-47.4%	-9
Delinquency	1	▲	-75.0%	-3
Other	8	▲	-42.9%	-6
Protective Orders	4	▼	-66.7%	-8
Support	11	▲	+57.1%	+4
Traffic	0	▼	-100.0%	-2
<b>GRAND TOTAL</b>		<b>64</b>	<b>▼</b>	<b>-8.6%</b>

\* Compared to same time period as previous year

\*\* Case Type Categories are defined in the 2017 Virginia Judicial Workload Assessment

The data reported reflect the case management system. The case types reported may not necessitate judicial involvement.

2025 Overall GRAND TOTAL		Distribution of Caseload			Change*		Percentage (%) of Caseload			
<b>146</b>	-77 -34.5%	<b>Adult</b>	78	53%	-40.5%	▼	-53	<b>Adult</b>	58.7%	53.4%
2025		<b>Juvenile</b>	68	47%	-26.1%	▼	-24	<b>Juvenile</b>	41.3%	46.6%
2024		<b>GRAND TOTAL</b>	<b>146</b>	100%	-34.5%	▼	-77	<b>GRAND TOTAL</b>	100%	100%

**Filings by Division & Code**

Division	Case Type Description	Code	Summary	Change	% Change	Absolute Change
<b>Adult</b>	Show Cause	SC	20	▲	+150.0%	+12
	Civil Support	VS	16	▼	-44.8%	-13
	Other	OT	16	▼	-44.8%	-13
	Capias	CA	10	▲	+233.3%	+7
	Family Abuse - Protective Order	FP	8	▼	-52.9%	-9
	Misdemeanor	CM	6	▼	-84.2%	-32
	Felony	CF	1	▼	-50.0%	-1
	Non-Family Abuse Protective Order	AP	1	▲	-	+1
	Remand Support	RS	0	▼	-100.0%	-1
	Violation of Protective Order	PV	0	▼	-100.0%	-4
	<b>Total</b>		<b>78</b>	▼	<b>-40.5%</b>	<b>-53</b>
<b>Juvenile</b>	Custody Visitation	CV	49	▼	-26.9%	-18
	Misdemeanor	DM	5	▲	+25.0%	+1
	Foster Care Review	FC	3	▼	-25.0%	-1
	Truancy	TR	3	▲	+50.0%	+1
	Abuse and Neglect	AN	2	▲	-	+2
	Felony	DF	2	▲	-	+2
	Special Immigrant Juvenile Status	SI	2	▲	-	+2
	Status	ST	1	▲	-	+1
	Traffic	T	1	▼	-90.9%	-10
	Child In Need of Services	CS	0	▼	-100.0%	-2
	Show Cause	SC	0	▼	-100.0%	-2
	<b>Total</b>		<b>68</b>	▼	<b>-26.1%</b>	<b>-24</b>
<b>GRAND TOTAL</b>			<b>146</b>	▼	<b>-34.5%</b>	<b>-77</b>

**Filings by Major Case Category\*\***

Category	Summary	Change	% Change	Absolute Change	
Adult Criminal	22	▲	-54.2%	-26	
Child Dependency	5	▲	+25.0%	+1	
Child in Need of Services/Supervision	3	▼	-25.0%	-1	
Custody and Visitation	49	▼	-26.9%	-18	
Delinquency	7	▲	+16.7%	+1	
Juvenile Miscellaneous	1	▲	-	+1	
New to Workload Study	2	▲	-	+2	
Other	16	▼	-46.7%	-14	
Protective Orders	9	▲	-47.1%	-8	
Support	31	▲	-13.9%	-5	
Traffic	1	▼	-90.9%	-10	
<b>GRAND TOTAL</b>		<b>146</b>	▼	<b>-34.5%</b>	<b>-77</b>

\* Compared to same time period as previous year

\*\* Case Type Categories are defined in the 2017 Virginia Judicial Workload Assessment

The data reported reflect the case management system. The case types reported may not necessitate judicial involvement.

2025 Overall GRAND TOTAL		Distribution of Caseload		Change*		Percentage (%) of Caseload			
	<b>59</b>	<b>Adult</b>	43	73%	95.5% ▲	+21	<b>Adult</b>	37.9%	72.9%
		<b>Juvenile</b>	16	27%	-55.6% ▼	-20	<b>Juvenile</b>	62.1%	27.1%
	<b>GRAND TOTAL</b>	<b>GRAND TOTAL</b>	<b>59</b>	100%	1.7% ▲	+1	<b>GRAND TOTAL</b>	100%	100%

Filings by Division & Code

Division	Case Type Description	Code	Summary	Change	% Change	Absolute Change
<b>Adult</b>	Misdemeanor	CM	16	▲	+220.0%	+11
	Civil Support	VS	8	▲	+300.0%	+6
	Show Cause	SC	8	▲	+100.0%	+4
	Family Abuse - Protective Order	FP	4	▲	+33.3%	+1
	Other	OT	3	▼	-40.0%	-2
	Capias	CA	2	↔		-
	Felony	CF	2	▲	-	+2
	Motion - Protective Order	MP	0	▼	-100.0%	-1
	<b>Total</b>		<b>43</b>	<b>▲</b>	<b>95.5%</b>	<b>+21</b>
<b>Juvenile</b>	Custody Visitation	CV	12	▼	-42.9%	-9
	Foster Care Review	FC	2	▲	+100.0%	+1
	Status	ST	1	▼	-66.7%	-2
	Traffic	T	1	▼	-75.0%	-3
	Abuse and Neglect	AN	0	▼	-100.0%	-4
	Initial Foster Care	IF	0	▼	-100.0%	-1
	Misdemeanor	DM	0	▼	-100.0%	-1
	Paternity	PT	0	▼	-100.0%	-1
	<b>Total</b>		<b>16</b>	<b>▼</b>	<b>-55.6%</b>	<b>-20</b>
	<b>GRAND TOTAL</b>		<b>59</b>	<b>▲</b>	<b>1.7%</b>	<b>+1</b>

Filings by Major Case Category\*\*

Category	Summary	Change	% Change	Absolute Change
Adult Criminal	26	▲	+188.9%	+17
Child Dependency	2	▼	-66.7%	-4
Custody and Visitation	12	▼	-45.5%	-10
Delinquency	0	▼	-100.0%	-1
Juvenile Miscellaneous	1	▼	-66.7%	-2
Other	3	▼	-40.0%	-2
Protective Orders	4	▼		0
Support	10	▲	+150.0%	+6
Traffic	1	▼	-75.0%	-3
	<b>GRAND TOTAL</b>	<b>▲</b>	<b>1.7%</b>	<b>+1</b>

\* Compared to same time period as previous year

\*\* Case Type Categories are defined in the 2017 Virginia Judicial Workload Assessment

The data reported reflect the case management system. The case types reported may not necessitate judicial involvement.

2025 Overall GRAND TOTAL		Distribution of Caseload		Change*		Percentage (%) of Caseload		
<b>139</b> +38 37.6% 	Adult	62	45%	14.8%	▲	+8	2024	2025
	Juvenile	77	55%	63.8%	▲	+30	53.5%	44.6%
<b>GRAND TOTAL</b>		<b>139</b>	100%	37.6%	▲	+38	<b>100%</b>	<b>100%</b>

Filings by Division & Code

Division	Case Type Description	Code	Summary	Change	% Change	Absolute Change
<b>Adult</b>	Civil Support	VS	13	▲	+85.7%	+6
	Misdemeanor	CM	13	↔		-
	Show Cause	SC	13	▲	+160.0%	+8
	Capias	CA	6	▲	+500.0%	+5
	Family Abuse - Protective Order	FP	6	▼	-14.3%	-1
	Other	OT	4	▼	-71.4%	-10
	Felony	CF	3	▼	-50.0%	-3
	Motion - Protective Order	MP	2	▲	-	+2
	Remand Support	RS	1	↔		-
	Violation of Protective Order	PV	1	▲	-	+1
	<b>Total</b>		<b>62</b>	<b>▲</b>	<b>14.8%</b>	<b>+8</b>
<b>Juvenile</b>	Custody Visitation	CV	50	▲	+85.2%	+23
	Traffic	T	7	▲	+600.0%	+6
	Motion - Protective Order	MP	5	▲	-	+5
	Status	ST	5	▲	+150.0%	+3
	Misdemeanor	DM	4	▲	+300.0%	+3
	Remand Custody	RC	4	▲	+300.0%	+3
	Other	OT	1	▲	-	+1
	Truancy	TR	1	▼	-50.0%	-1
	Foster Care Review	FC	0	▼	-100.0%	-4
	Initial Foster Care	IF	0	▼	-100.0%	-4
	Paternity	PT	0	▼	-100.0%	-1
	Remand Visitation	RV	0	▼	-100.0%	-2
	Show Cause	SC	0	▼	-100.0%	-2
		<b>Total</b>		<b>77</b>	<b>▲</b>	<b>63.8%</b>
<b>GRAND TOTAL</b>			<b>139</b>	<b>▲</b>	<b>37.6%</b>	<b>+38</b>

Filings by Major Case Category\*\*

Category	Summary	Change	% Change	Absolute Change
Adult Criminal	32	▲	+28.0%	+7
Child Dependency	0	▼	-100.0%	-8
Child in Need of Services/Supervision	1	▼	-50.0%	-1
Custody and Visitation	50	▼	+78.6%	+22
Delinquency	4	▲	+33.3%	+1
Juvenile Miscellaneous	5	▲	+150.0%	+3
Other	10	▲	-44.4%	-8
Protective Orders	13	▲	+85.7%	+6
Support	17	▲	+142.9%	+10
Traffic	7	▲	+600.0%	+6
<b>GRAND TOTAL</b>		<b>139</b>	<b>▲</b>	<b>37.6%</b>

\* Compared to same time period as previous year

\*\* Case Type Categories are defined in the 2017 Virginia Judicial Workload Assessment

The data reported reflect the case management system. The case types reported may not necessitate judicial involvement.

2025 Overall GRAND TOTAL		Distribution of Caseload		Change*		Percentage (%) of Caseload		
<b>210</b> 	+9 4.5%	<b>Adult</b>	104 50%	-1.0% ▼	-1	<b>Adult</b>	52.2%	49.5%
		<b>Juvenile</b>	106 50%	10.4% ▲	+10	<b>Juvenile</b>	47.8%	50.5%
		<b>GRAND TOTAL</b>	<b>210</b> 100%	4.5% ▲	+9	<b>GRAND TOTAL</b>	100%	100%

Filings by Division & Code

Division	Case Type Description	Code	Summary	Change	% Change	Absolute Change
<b>Adult</b>	Show Cause	SC	32	▲	+6.7%	+2
	Misdemeanor	CM	26	▲	+30.0%	+6
	Other	OT	15	▲	+7.1%	+1
	Family Abuse - Protective Order	FP	12	▲	+20.0%	+2
	Civil Support	VS	8	▼	-57.9%	-11
	Felony	CF	6	▼	-25.0%	-2
	Capias	CA	2	▲	+100.0%	+1
	Motion - Protective Order	MP	2	▲	-	+2
	Remand Support	RS	1	↔	-	-
	Non-Family Abuse Protective Order	AP	0	▼	-100.0%	-1
	Violation of Protective Order	PV	0	▼	-100.0%	-1
	<b>Total</b>		<b>104</b>	▼	<b>-1.0%</b>	<b>-1</b>
<b>Juvenile</b>	Custody Visitation	CV	57	▼	-16.2%	-11
	Misdemeanor	DM	23	▲	+109.1%	+12
	Felony	DF	11	▲	+175.0%	+7
	Abuse and Neglect	AN	5	▲	+150.0%	+3
	Remand Custody	RC	3	▲	-	+3
	Remand Visitation	RV	2	▲	-	+2
	Status	ST	2	▲	-	+2
	Terminate Parental Rights	TP	2	▲	-	+2
	Initial Foster Care	IF	1	▲	-	+1
	Non-Family Abuse Protective Order	AP	0	▼	-100.0%	-1
	Paternity	PT	0	▼	-100.0%	-3
	Permanency Planning	PH	0	▼	-100.0%	-1
	Relief of Custody	CR	0	▼	-100.0%	-2
	Traffic	T	0	▼	-100.0%	-3
	Truancy	TR	0	▼	-100.0%	-1
		<b>Total</b>		<b>106</b>	▲	<b>10.4%</b>
	<b>GRAND TOTAL</b>		<b>210</b>	▲	<b>4.5%</b>	<b>+9</b>

Filings by Major Case Category\*\*

Category	Summary	Change	% Change	Absolute Change		
Adult Criminal	42	▼	+5.0%	+2		
Child Dependency	8	▲	+60.0%	+3		
Child in Need of Services/Supervision	0	▼	-100.0%	-1		
Custody and Visitation	57	▼	-19.7%	-14		
Delinquency	34	▲	+126.7%	+19		
Juvenile Miscellaneous	2	▲	-	+2		
Other	21	▲	+40.0%	+6		
Protective Orders	14	▲	+16.7%	+2		
Support	32	▲	-17.9%	-7		
Traffic	0	▼	-100.0%	-3		
	<b>GRAND TOTAL</b>		<b>210</b>	▲	<b>4.5%</b>	<b>+9</b>

\* Compared to same time period as previous year

\*\* Case Type Categories are defined in the 2017 Virginia Judicial Workload Assessment

The data reported reflect the case management system. The case types reported may not necessitate judicial involvement.

2025 Overall GRAND TOTAL		Distribution of Caseload			Change*		Percentage (%) of Caseload		
<b>662</b>	-4 -0.6%	<b>Adult</b>	393	59%	4.5% ▲	+17	<b>Adult</b>	2024 56.5%	2025 59.4%
2025	↓	<b>Juvenile</b>	269	41%	-7.2% ▼	-21	<b>Juvenile</b>	43.5%	40.6%
2024		<b>GRAND TOTAL</b>	<b>662</b>	100%	-0.6% ▼	-4	<b>GRAND TOTAL</b>	100%	100%

**Filings by Division & Code**

Division	Case Type Description	Code	Summary	Change	% Change	Absolute Change
<b>Adult</b>	Show Cause	SC	91	▲	+28.2%	+20
	Misdemeanor	CM	86	▲	+17.8%	+13
	Other	OT	68	▲	+23.6%	+13
	Felony	CF	45	▼	-13.5%	-7
	Capias	CA	36	▼	+20.0%	+6
	Civil Support	VS	35	▼	-40.7%	-24
	Family Abuse - Protective Order	FP	19	▼	-9.5%	-2
	Remand Support	RS	7	↔		-
	Bond Forfeiture	BF	2	▲	-	+2
	Motion - Protective Order	MP	2	▼	-33.3%	-1
	Non-Family Abuse Protective Order	AP	1	▲	-	+1
	Restricted License for Non-Support	SL	1	▲	-	+1
	Violation of Protective Order	PV	0	▼	-100.0%	-5
	<b>Total</b>		<b>393</b>	▲	<b>4.5%</b>	<b>+17</b>
<b>Juvenile</b>	Custody Visitation	CV	114	▼	-32.5%	-55
	Misdemeanor	DM	35	▲	+59.1%	+13
	Traffic	T	23	▲	+1,050.0%	+21
	Show Cause	SC	22	▲	+22.2%	+4
	Truancy	TR	16	▲	+166.7%	+10
	Remand Custody	RC	13	↔		-
	Remand Visitation	RV	13	↔		-
	Felony	DF	6	▲	+20.0%	+1
	Paternity	PT	5	▲	+150.0%	+3
	Special Immigrant Juvenile Status	SI	5	▲	+25.0%	+1
	Foster Care Review	FC	4	▼	-20.0%	-1
	Temporary Detention Order	TD	3	▼	-40.0%	-2
	Entrustment	ET	2	▲	-	+2
	Initial Foster Care	IF	2	▲	-	+2
	Motion - Protective Order	MP	2	▼	-50.0%	-2
	Abuse and Neglect	AN	1	▲	-	+1
	Civil Violation	CI	1	▼	-66.7%	-2
	Family Abuse - Protective Order	FP	1	▲	-	+1
	Permanency Planning	PH	1	▼	-80.0%	-4
	Emergency Custody Order	EC	0	▼	-100.0%	-2
	Non-Family Abuse Protective Order	AP	0	▼	-100.0%	-4
	Other	OT	0	▼	-100.0%	-3
	Status	ST	0	▼	-100.0%	-5
	<b>Total</b>		<b>269</b>	▼	<b>-7.2%</b>	<b>-21</b>
	<b>GRAND TOTAL</b>		<b>662</b>	▼	<b>-0.6%</b>	<b>-4</b>

**Filings by Major Case Category\*\***

Category	Summary	Change	% Change	Absolute Change
Adult Criminal	240	▲	+11.1%	+24
Child Dependency	10	▲		0
Child in Need of Services/Supervision	16	▲	+166.7%	+10
Custody and Visitation	119	▲	-30.4%	-52
Delinquency	63	▲	+40.0%	+18

\* Compared to same time period as previous year      \*\* Case Type Categories are defined in the 2017 Virginia Judicial Workload Assessment

The data reported reflect the case management system. The case types reported may not necessitate judicial involvement.

Juvenile Miscellaneous	0	▼	-100.0%	-5
New to Workload Study	6	▼	-14.3%	-1
Other	104	▼	+6.1%	+6
Protective Orders	25	▲	-21.9%	-7
Support	56	▲	-24.3%	-18
Traffic	23	▲	+1,050.0%	+21
<b>GRAND TOTAL</b>	<b>662</b>	▼	-0.6%	-4

\* Compared to same time period as previous year

\*\* Case Type Categories are defined in the 2017 Virginia Judicial Workload Assessment

The data reported reflect the case management system. The case types reported may not necessitate judicial involvement.

2025 Overall GRAND TOTAL		Distribution of Caseload			Change*		Percentage (%) of Caseload		
<b>627</b> -66 -9.5% 	Adult	313	50%	-4.6%	▼	-15	Adult	2024	2025
	Juvenile	314	50%	-14.0%	▼	-51	Juvenile	47.3%	49.9%
<b>GRAND TOTAL</b>		<b>627</b>	100%	-9.5%	▼	-66	<b>GRAND TOTAL</b>	100%	100%

Filings by Division & Code

Division	Case Type Description	Code	Summary	Change	% Change	Absolute Change
<b>Adult</b>	Misdemeanor	CM	91	↔		-
	Other	OT	58	▲	+107.1%	+30
	Show Cause	SC	39	▼	+8.3%	+3
	Civil Support	VS	32	▼	-52.2%	-35
	Felony	CF	27	▼	-46.0%	-23
	Family Abuse - Protective Order	FP	23	▲	+4.5%	+1
	Remand Support	RS	18	▲	+100.0%	+9
	Capias	CA	14	▲		-
	Motion - Protective Order	MP	10	▲	+100.0%	+5
	Restricted License for Non-Support	SL	1	▲	-	+1
	Non-Family Abuse Protective Order	AP	0	▼	-100.0%	-6
Total			<b>313</b>	▼	<b>-4.6%</b>	<b>-15</b>
<b>Juvenile</b>	Custody Visitation	CV	163	▼	-2.4%	-4
	Misdemeanor	DM	31	▼	-56.9%	-41
	Remand Custody	RC	24	▲	+200.0%	+16
	Remand Visitation	RV	24	▲	+200.0%	+16
	Traffic	T	20	▲	+185.7%	+13
	Felony	DF	11	▼	-69.4%	-25
	Show Cause	SC	9	▲	+125.0%	+5
	Permanency Planning	PH	7	▲	+40.0%	+2
	Abuse and Neglect	AN	4	▼	-71.4%	-10
	Child at Risk	RI	4	▲	-	+4
	Family Abuse - Protective Order	FP	4	▲	-	+4
	Civil Violation	CI	3	▲	+50.0%	+1
	Truancy	TR	3	▼	-50.0%	-3
	Foster Care Review	FC	2	▼	-33.3%	-1
	Mental Commitment	MC	1	▲	-	+1
	Non-Family Abuse Protective Order	AP	1	▼	-80.0%	-4
	Other	OT	1	▼	-80.0%	-4
	Paternity	PT	1	▲	-	+1
	Status	ST	1	▼	-80.0%	-4
	Capias	CA	0	▼	-100.0%	-1
	Child In Need of Services	CS	0	▼	-100.0%	-1
	Emergency Custody Order	EC	0	▼	-100.0%	-2
	Initial Foster Care	IF	0	▼	-100.0%	-3
	Terminate Parental Rights	TP	0	▼	-100.0%	-10
	Voluntary Continuing Services and Support Agree	VA	0	▼	-100.0%	-1
Total			<b>314</b>	▼	<b>-14.0%</b>	<b>-51</b>
<b>GRAND TOTAL</b>			<b>627</b>	▼	<b>-9.5%</b>	<b>-66</b>

Filings by Major Case Category\*\*

Category	Summary	Change	% Change	Absolute Change
Adult Criminal	157	▼	-12.8%	-23
Child Dependency	17	▲	-52.8%	-19
Child in Need of Services/Supervision	4	▼	-50.0%	-4
Custody and Visitation	164	▲	-1.8%	-3
Delinquency	50	▼	-55.4%	-62

\* Compared to same time period as previous year

\*\* Case Type Categories are defined in the 2017 Virginia Judicial Workload Assessment

The data reported reflect the case management system. The case types reported may not necessitate judicial involvement.



**CPSS - JCMS CASELOAD STATISTICS OF THE JUVENILE & DOMESTIC RELATIONS DISTRICT COURTS**  
 January 2025 thru February 2025 Filings (Compared to January 2024 thru February 2024)

**York**

District: 9 FIPS: 199

Juvenile Miscellaneous	1	▼	-80.0%	-4
New to Workload Study	3	▲	+50.0%	+1
Other	126	▲	+110.0%	+66
Protective Orders	38	▲		0
Support	47	▲	-39.7%	-31
Traffic	20	▲	+185.7%	+13
<b>GRAND TOTAL</b>	<b>627</b>	▼	-9.5%	-66

\* Compared to same time period as previous year

\*\* Case Type Categories are defined in the 2017 Virginia Judicial Workload Assessment

The data reported reflect the case management system. The case types reported may not necessitate judicial involvement.

2025 Overall GRAND TOTAL		Distribution of Caseload			Change*		Percentage (%) of Caseload			
<b>133</b>	-69 -34.2%	<b>Adult</b>	75	56%	-17.6%	▼	-16	<b>Adult</b>	45.0%	56.4%
2025		<b>Juvenile</b>	58	44%	-47.7%	▼	-53	<b>Juvenile</b>	55.0%	43.6%
2024		<b>GRAND TOTAL</b>	<b>133</b>	100%	-34.2%	▼	-69	<b>GRAND TOTAL</b>	100%	100%

**Filings by Division & Code**

Division	Case Type Description	Code	Summary	Change	% Change	Absolute Change
<b>Adult</b>	Show Cause	SC	21	▲	+110.0%	+11
	Other	OT	17	▲	+41.7%	+5
	Civil Support	VS	14	▼	-12.5%	-2
	Misdemeanor	CM	10	▼	-66.7%	-20
	Capias	CA	5	▲	+25.0%	+1
	Felony	CF	4	↔		-
	Non-Family Abuse Protective Order	AP	2	▲	+100.0%	+1
	Violation of Protective Order	PV	2	▲	+100.0%	+1
	Family Abuse - Protective Order	FP	0	▼	-100.0%	-9
	Motion - Protective Order	MP	0	▼	-100.0%	-3
	Remand Support	RS	0	▼	-100.0%	-1
	<b>Total</b>		<b>75</b>	▼	<b>-17.6%</b>	<b>-16</b>
<b>Juvenile</b>	Custody Visitation	CV	32	▼	-34.7%	-17
	Misdemeanor	DM	6	▼	-75.0%	-18
	Truancy	TR	5	▼	-50.0%	-5
	Permanency Planning	PH	3	▼	-25.0%	-1
	Traffic	T	3	↔		-
	Child In Need of Services	CS	2	▲	-	+2
	Abuse and Neglect	AN	1	↔		-
	Felony	DF	1	▼	-66.7%	-2
	Initial Foster Care	IF	1	▼	-50.0%	-1
	Paternity	PT	1	↔		-
	Status	ST	1	▼	-80.0%	-4
	Temporary Detention Order	TD	1	▲	-	+1
	Voluntary Continuing Services and Support Agreen	VA	1	▲	-	+1
	Remand Custody	RC	0	▼	-100.0%	-4
	Remand Visitation	RV	0	▼	-100.0%	-4
	Terminate Parental Rights	TP	0	▼	-100.0%	-1
		<b>Total</b>		<b>58</b>	▼	<b>-47.7%</b>
<b>GRAND TOTAL</b>			<b>133</b>	▼	<b>-34.2%</b>	<b>-69</b>

**Filings by Major Case Category\*\***

Category	Summary	Change	% Change	Absolute Change
Adult Criminal	31	▲	-34.0%	-16
Child Dependency	6	▲	-25.0%	-2
Child in Need of Services/Supervision	7	▲	-30.0%	-3
Custody and Visitation	33	▼	-34.0%	-17
Delinquency	7	▼	-74.1%	-20
Juvenile Miscellaneous	1	▼	-80.0%	-4
Other	18	▲	-14.3%	-3
Protective Orders	2	▼	-84.6%	-11
Support	25	▲	+38.9%	+7
Traffic	3	↔		0
<b>GRAND TOTAL</b>	<b>133</b>	▼	<b>-34.2%</b>	<b>-69</b>

\* Compared to same time period as previous year

\*\* Case Type Categories are defined in the 2017 Virginia Judicial Workload Assessment

The data reported reflect the case management system. The case types reported may not necessitate judicial involvement.

\* Compared to same time period as previous year

\*\* Case Type Categories are defined in the 2017 Virginia Judicial Workload Assessment

The data reported reflect the case management system. The case types reported may not necessitate judicial involvement.

2025 Overall GRAND TOTAL		Distribution of Caseload		Change*		Percentage (%) of Caseload			
<b>126</b>	-17 -11.9%	<b>Adult</b>	70 56%	-12.5%	▼	-10	<b>Adult</b>	55.9%	55.6%
2025		<b>Juvenile</b>	56 44%	-11.1%	▼	-7	<b>Juvenile</b>	44.1%	44.4%
2024		<b>GRAND TOTAL</b>	<b>126</b> 100%	-11.9%	▼	-17	<b>GRAND TOTAL</b>	100%	100%

**Filings by Division & Code**

Division	Case Type Description	Code	Summary	Change	% Change	Absolute Change
<b>Adult</b>	Show Cause	SC	18	▲	+63.6%	+7
	Misdemeanor	CM	15	▼	-21.1%	-4
	Family Abuse - Protective Order	FP	13	↔		-
	Other	OT	10	▼	-28.6%	-4
	Civil Support	VS	7	▼	-53.3%	-8
	Capias	CA	2	↔		-
	Felony	CF	2	▼	-60.0%	-3
	Motion - Protective Order	MP	2	▲	-	+2
	Non-Family Abuse Protective Order	AP	1	↔		-
	<b>Total</b>			<b>70</b>	▼	<b>-12.5%</b>
<b>Juvenile</b>	Custody Visitation	CV	40	▼	-2.4%	-1
	Misdemeanor	DM	4	↔		-
	Permanency Planning	PH	3	▲	-	+3
	Traffic	T	3	▼	-40.0%	-2
	Temporary Detention Order	TD	2	▲	+100.0%	+1
	Truancy	TR	2	▲	+100.0%	+1
	Abuse and Neglect	AN	1	▼	-66.7%	-2
	Initial Foster Care	IF	1	↔		-
	Felony	DF	0	▼	-100.0%	-1
	Foster Care Review	FC	0	▼	-100.0%	-2
	Other	OT	0	▼	-100.0%	-1
	Show Cause	SC	0	▼	-100.0%	-3
	<b>Total</b>			<b>56</b>	▼	<b>-11.1%</b>
<b>GRAND TOTAL</b>			<b>126</b>	▼	<b>-11.9%</b>	<b>-17</b>

**Filings by Major Case Category\*\***

Category	Summary	Change	% Change	Absolute Change	
Adult Criminal	31	▼	-6.1%	-2	
Child Dependency	5	▲	-16.7%	-1	
Child in Need of Services/Supervision	2	↔		0	
Custody and Visitation	40	▼	-2.4%	-1	
Delinquency	4	▼	-42.9%	-3	
Other	12	▼	-25.0%	-4	
Protective Orders	16	▲	+14.3%	+2	
Support	13	▼	-31.6%	-6	
Traffic	3	▼	-40.0%	-2	
<b>GRAND TOTAL</b>		<b>126</b>	▼	<b>-11.9%</b>	<b>-17</b>

\* Compared to same time period as previous year

\*\* Case Type Categories are defined in the 2017 Virginia Judicial Workload Assessment

The data reported reflect the case management system. The case types reported may not necessitate judicial involvement.

2025 Overall GRAND TOTAL		Distribution of Caseload		Change*		Percentage (%) of Caseload			
	<b>98</b>	<b>Adult</b>	58	59%	28.9% ▲	+13	<b>Adult</b>	50.0%	59.2%
		<b>Juvenile</b>	40	41%	-11.1% ▼	-5	<b>Juvenile</b>	50.0%	40.8%
		<b>GRAND TOTAL</b>	<b>98</b>	100%	8.9% ▲	+8	<b>GRAND TOTAL</b>	100%	100%

Filings by Division & Code

Division	Case Type Description	Code	Summary	Change	% Change	Absolute Change
<b>Adult</b>	Civil Support	VS	13	▲	+8.3%	+1
	Misdemeanor	CM	10	▲	+66.7%	+4
	Other	OT	10	▲	+11.1%	+1
	Show Cause	SC	10	▲	+66.7%	+4
	Family Abuse - Protective Order	FP	8	▲	+60.0%	+3
	Felony	CF	3	▲	+200.0%	+2
	Non-Family Abuse Protective Order	AP	2	▲	+100.0%	+1
	Capias	CA	1	↔		-
	Motion - Protective Order	MP	1	▼	-75.0%	-3
		<b>Total</b>		<b>58</b>	<b>▲</b>	<b>28.9%</b>
<b>Juvenile</b>	Custody Visitation	CV	14	▼	-41.7%	-10
	Misdemeanor	DM	6	↔		-
	Abuse and Neglect	AN	4	▲	-	+4
	Foster Care Review	FC	4	▲	-	+4
	Felony	DF	3	▼	-25.0%	-1
	Paternity	PT	3	▲	+200.0%	+2
	Traffic	T	3	▲	-	+3
	Non-Family Abuse Protective Order	AP	1	↔		-
	Other	OT	1	↔		-
	Voluntary Continuing Services and Support Agreem	VA	1	▲	-	+1
	Emergency Custody Order	EC	0	▼	-100.0%	-1
	Permanency Planning	PH	0	▼	-100.0%	-1
	Temporary Detention Order	TD	0	▼	-100.0%	-2
	Terminate Parental Rights	TP	0	▼	-100.0%	-2
	Truancy	TR	0	▼	-100.0%	-2
		<b>Total</b>		<b>40</b>	<b>▼</b>	<b>-11.1%</b>
<b>GRAND TOTAL</b>			<b>98</b>	<b>▲</b>	<b>8.9%</b>	<b>+8</b>

Filings by Major Case Category\*\*

Category	Summary	Change	% Change	Absolute Change	
Adult Criminal	19	▲	+35.7%	+5	
Child Dependency	9	▲	+200.0%	+6	
Child in Need of Services/Supervision	0	▼	-100.0%	-2	
Custody and Visitation	17	▲	-32.0%	-8	
Delinquency	9	▼	-10.0%	-1	
Other	11	▼	-15.4%	-2	
Protective Orders	12	▲	+9.1%	+1	
Support	18	▲	+50.0%	+6	
Traffic	3	▲	-	+3	
<b>GRAND TOTAL</b>		<b>98</b>	<b>▲</b>	<b>8.9%</b>	<b>+8</b>

\* Compared to same time period as previous year

\*\* Case Type Categories are defined in the 2017 Virginia Judicial Workload Assessment

The data reported reflect the case management system. The case types reported may not necessitate judicial involvement.

2025 Overall GRAND TOTAL		Distribution of Caseload		Change*		Percentage (%) of Caseload		
<b>98</b>	+22 28.9%	<b>Adult</b>	40 41%	-2.4% ▼	-1	<b>Adult</b>	53.9%	40.8%
2025	↑	<b>Juvenile</b>	58 59%	65.7% ▲	+23	<b>Juvenile</b>	46.1%	59.2%
2024		<b>GRAND TOTAL</b>	<b>98</b> 100%	28.9% ▲	+22	<b>GRAND TOTAL</b>	100%	100%

**Filings by Division & Code**

Division	Case Type Description	Code	Summary	Change	% Change	Absolute Change
<b>Adult</b>	Civil Support	VS	10	▲	+42.9%	+3
	Show Cause	SC	8	▼	-33.3%	-4
	Family Abuse - Protective Order	FP	7	▲	+16.7%	+1
	Capias	CA	5	▲	+400.0%	+4
	Misdemeanor	CM	5	▲	+150.0%	+3
	Other	OT	4	▼	-20.0%	-1
	Felony	CF	1	▼	-75.0%	-3
	Motion - Protective Order	MP	0	▼	-100.0%	-3
	Violation of Protective Order	PV	0	▼	-100.0%	-1
	<b>Total</b>			<b>40</b>	▼	<b>-2.4%</b>
<b>Juvenile</b>	Custody Visitation	CV	47	▲	+123.8%	+26
	Child In Need of Services	CS	5	▲	+400.0%	+4
	Felony	DF	1	▲	-	+1
	Misdemeanor	DM	1	▼	-80.0%	-4
	Non-Family Abuse Protective Order	AP	1	▲	-	+1
	Paternity	PT	1	↔	-	-
	Show Cause	SC	1	▲	-	+1
	Status	ST	1	▲	-	+1
	Motion - Protective Order	MP	0	▼	-100.0%	-4
	Traffic	T	0	▼	-100.0%	-1
	Truancy	TR	0	▼	-100.0%	-2
	<b>Total</b>			<b>58</b>	▲	<b>65.7%</b>
<b>GRAND TOTAL</b>			<b>98</b>	▲	28.9%	+22

**Filings by Major Case Category\*\***

Category	Summary	Change	% Change	Absolute Change		
Adult Criminal	17	▲	+6.3%	+1		
Child in Need of Services/Supervision	5	▲	+66.7%	+2		
Custody and Visitation	48	▲	+118.2%	+26		
Delinquency	3	▲	-40.0%	-2		
Juvenile Miscellaneous	1	▲	-	+1		
Other	4	▼	-20.0%	-1		
Protective Orders	8	▲	-38.5%	-5		
Support	12	▼	+9.1%	+1		
Traffic	0	▼	-100.0%	-1		
<b>GRAND TOTAL</b>			<b>98</b>	▲	28.9%	+22

\* Compared to same time period as previous year

\*\* Case Type Categories are defined in the 2017 Virginia Judicial Workload Assessment

The data reported reflect the case management system. The case types reported may not necessitate judicial involvement.

2025 Overall GRAND TOTAL		Distribution of Caseload		Change*		Percentage (%) of Caseload			
<b>398</b> +82 25.9% 		<b>Adult</b>	297	75%	53.9% ▲	+104	<b>Adult</b>	61.1%	74.6%
		<b>Juvenile</b>	101	25%	-17.9% ▼	-22	<b>Juvenile</b>	38.9%	25.4%
		<b>GRAND TOTAL</b>	<b>398</b>	100%	25.9% ▲	+82	<b>GRAND TOTAL</b>	100%	100%

Filings by Division & Code

Division	Case Type Description	Code	Summary	Change	% Change	Absolute Change
<b>Adult</b>	Show Cause	SC	116	▲	+274.2%	+85
	Misdemeanor	CM	62	▲	+14.8%	+8
	Civil Support	VS	43	↔		-
	Other	OT	35	▼	-2.8%	-1
	Family Abuse - Protective Order	FP	17	▲	+21.4%	+3
	Felony	CF	15	▲	+200.0%	+10
	Capias	CA	6	▼	-14.3%	-1
	Motion - Protective Order	MP	1	↔		-
	Remand Support	RS	1	▲	-	+1
	Violation Family Abuse Protective Order	PS	1	↔		-
	Violation of Protective Order	PV	0	▼	-100.0%	-1
	<b>Total</b>		<b>297</b>	<b>▲</b>	<b>53.9%</b>	<b>+104</b>
<b>Juvenile</b>	Custody Visitation	CV	58	▼	-32.6%	-28
	Misdemeanor	DM	14	▲	+133.3%	+8
	Paternity	PT	7	▲	+16.7%	+1
	Traffic	T	6	▲	+50.0%	+2
	Foster Care Review	FC	4	▲	+300.0%	+3
	Truancy	TR	3	↔		-
	Abuse and Neglect	AN	2	▲	+100.0%	+1
	Felony	DF	2	▼	-60.0%	-3
	Non-Family Abuse Protective Order	AP	2	▲	+100.0%	+1
	Temporary Detention Order	TD	2	▲	-	+2
	Emergency Custody Order	EC	1	▲	-	+1
	Civil Violation	CI	0	▼	-100.0%	-1
	Motion - Protective Order	MP	0	▼	-100.0%	-3
	Permanency Planning	PH	0	▼	-100.0%	-1
	Qualified Residential Treatment	QR	0	▼	-100.0%	-1
	Relief of Custody	CR	0	▼	-100.0%	-1
	Voluntary Continuing Services and Support Agreem	VA	0	▼	-100.0%	-3
		<b>Total</b>		<b>101</b>	<b>▼</b>	<b>-17.9%</b>
	<b>GRAND TOTAL</b>		<b>398</b>	<b>▲</b>	<b>25.9%</b>	<b>+82</b>

Filings by Major Case Category\*\*

Category	Summary	Change	% Change	Absolute Change
Adult Criminal	121	▲	+33.0%	+30
Child Dependency	6	↔	-25.0%	-2
Child in Need of Services/Supervision	3	↔		0
Custody and Visitation	65	▼	-29.3%	-27
Delinquency	16	▲	+45.5%	+5
New to Workload Study	0	▼	-100.0%	-1
Other	39	▲	+8.3%	+3
Protective Orders	20	▲	+5.3%	+1
Support	122	▲	+139.2%	+71
Traffic	6	▲	+50.0%	+2
	<b>GRAND TOTAL</b>	<b>▲</b>	<b>25.9%</b>	<b>+82</b>

\* Compared to same time period as previous year      \*\* Case Type Categories are defined in the 2017 Virginia Judicial Workload Assessment

The data reported reflect the case management system. The case types reported may not necessitate judicial involvement.

\* Compared to same time period as previous year

\*\* Case Type Categories are defined in the 2017 Virginia Judicial Workload Assessment

The data reported reflect the case management system. The case types reported may not necessitate judicial involvement.



2025 Overall GRAND TOTAL		Distribution of Caseload			Change*		Percentage (%) of Caseload			
<b>108</b>	-21 -16.3%	<b>Adult</b>	60	56%	-11.8%	▼	-8	<b>Adult</b>	52.7%	55.6%
2025		<b>Juvenile</b>	48	44%	-21.3%	▼	-13	<b>Juvenile</b>	47.3%	44.4%
2024		<b>GRAND TOTAL</b>	<b>108</b>	100%	-16.3%	▼	-21	<b>GRAND TOTAL</b>	100%	100%

**Filings by Division & Code**

Division	Case Type Description	Code	Summary	Change	% Change	Absolute Change
<b>Adult</b>	Show Cause	SC	18	▲	+157.1%	+11
	Misdemeanor	CM	11	▼	-38.9%	-7
	Civil Support	VS	9	▼	-47.1%	-8
	Other	OT	7	▲	-30.0%	-3
	Capias	CA	4	▲	+300.0%	+3
	Felony	CF	3	▼	-40.0%	-2
	Violation of Protective Order	PV	3	▲	+50.0%	+1
	Family Abuse - Protective Order	FP	2	▼	-75.0%	-6
	Motion - Protective Order	MP	2	▲	-	+2
	Protective Order	PC	1	▲	-	+1
	<b>Total</b>		<b>60</b>	▼	<b>-11.8%</b>	<b>-8</b>
<b>Juvenile</b>	Custody Visitation	CV	17	▼	-29.2%	-7
	Misdemeanor	DM	15	▼	-16.7%	-3
	Traffic	T	6	▲	+500.0%	+5
	Truancy	TR	4	▲	+33.3%	+1
	Civil Violation	CI	2	▲	-	+2
	Foster Care Review	FC	2	▲	-	+2
	Felony	DF	1	↔	-	-
	Relief of Custody	CR	1	▲	-	+1
	Child In Need of Services	CS	0	▼	-100.0%	-2
	Entrustment	ET	0	▼	-100.0%	-2
	Paternity	PT	0	▼	-100.0%	-1
	Permanency Planning	PH	0	▼	-100.0%	-4
	Show Cause	SC	0	▼	-100.0%	-2
	Status	ST	0	▼	-100.0%	-1
	Temporary Detention Order	TD	0	▼	-100.0%	-1
	Voluntary Continuing Services and Support Agree	VA	0	▼	-100.0%	-1
		<b>Total</b>		<b>48</b>	▼	<b>-21.3%</b>
<b>GRAND TOTAL</b>			<b>108</b>	▼	<b>-16.3%</b>	<b>-21</b>

**Filings by Major Case Category\*\***

Category	Summary	Change	% Change	Absolute Change	
Adult Criminal	33	▲	+6.5%	+2	
Child Dependency	3	▲	-57.1%	-4	
Child in Need of Services/Supervision	4	▼	-20.0%	-1	
Custody and Visitation	17	▼	-32.0%	-8	
Delinquency	16	▼	-23.8%	-5	
Juvenile Miscellaneous	0	▼	-100.0%	-1	
New to Workload Study	2	▲	-	+2	
Other	7	▲	-36.4%	-4	
Protective Orders	4	▲	-50.0%	-4	
Support	16	▲	-15.8%	-3	
Traffic	6	▲	+500.0%	+5	
<b>GRAND TOTAL</b>		<b>108</b>	▼	<b>-16.3%</b>	<b>-21</b>

\* Compared to same time period as previous year

\*\* Case Type Categories are defined in the 2017 Virginia Judicial Workload Assessment

The data reported reflect the case management system. The case types reported may not necessitate judicial involvement.

\* Compared to same time period as previous year

\*\* Case Type Categories are defined in the 2017 Virginia Judicial Workload Assessment

The data reported reflect the case management system. The case types reported may not necessitate judicial involvement.

2025 Overall GRAND TOTAL		Distribution of Caseload		Change*		Percentage (%) of Caseload		
<b>308</b>	-43 -12.3%	<b>Adult</b>	162 53%	-3.6% ▼	-6	<b>Adult</b>	47.9%	52.6%
2025		<b>Juvenile</b>	146 47%	-20.2% ▼	-37	<b>Juvenile</b>	52.1%	47.4%
2024		<b>GRAND TOTAL</b>	<b>308</b> 100%	-12.3% ▼	-43	<b>GRAND TOTAL</b>	100%	100%

**Filings by Division & Code**

Division	Case Type Description	Code	Summary	Change	% Change	Absolute Change
<b>Adult</b>	Civil Support	VS	47	▲	+51.6%	+16
	Show Cause	SC	35	▲	+6.1%	+2
	Other	OT	25	▲	+4.2%	+1
	Misdemeanor	CM	24	▼	-33.3%	-12
	Family Abuse - Protective Order	FP	12	▼	-20.0%	-3
	Capias	CA	9	▲	+12.5%	+1
	Felony	CF	8	▼	-38.5%	-5
	Motion - Protective Order	MP	1	▼	-66.7%	-2
	Violation of Protective Order	PV	1	↔		-
	Protective Order	PC	0	▼	-100.0%	-2
	Remand Support	RS	0	▼	-100.0%	-1
	Violation Family Abuse Protective Order	PS	0	▼	-100.0%	-1
	<b>Total</b>			<b>162</b>	▼	<b>-3.6%</b>
<b>Juvenile</b>	Custody Visitation	CV	91	▼	-8.1%	-8
	Misdemeanor	DM	24	▲	+60.0%	+9
	Foster Care Review	FC	6	▲	+200.0%	+4
	Motion - Protective Order	MP	6	▼	-64.7%	-11
	Paternity	PT	5	▼	-58.3%	-7
	Traffic	T	4	▲	+100.0%	+2
	Child In Need of Services	CS	3	▲	+50.0%	+1
	Abuse and Neglect	AN	2	↔		-
	Permanency Planning	PH	2	↔		-
	Truancy	TR	2	▼	-84.6%	-11
	Non-Family Abuse Protective Order	AP	1	▲	-	+1
	Emergency Custody Order	EC	0	▼	-100.0%	-1
	Felony	DF	0	▼	-100.0%	-4
	Initial Foster Care	IF	0	▼	-100.0%	-2
	Remand Custody	RC	0	▼	-100.0%	-1
	Remand Visitation	RV	0	▼	-100.0%	-1
	Status	ST	0	▼	-100.0%	-6
	Terminate Parental Rights	TP	0	▼	-100.0%	-1
	Voluntary Continuing Services and Support Agree	VA	0	▼	-100.0%	-1
	<b>Total</b>			<b>146</b>	▼	<b>-20.2%</b>
<b>GRAND TOTAL</b>			<b>308</b>	▼	<b>-12.3%</b>	<b>-43</b>

**Filings by Major Case Category\*\***

Category	Summary	Change	% Change	Absolute Change
Adult Criminal	61	▼	-17.6%	-13
Child Dependency	10	▼		0
Child in Need of Services/Supervision	5	▼	-66.7%	-10
Custody and Visitation	96	▼	-13.5%	-15
Delinquency	24	▼	+26.3%	+5
Juvenile Miscellaneous	0	▼	-100.0%	-6
Other	25	▼	-10.7%	-3
Protective Orders	20	▲	-42.9%	-15
Support	63	▲	+23.5%	+12

\* Compared to same time period as previous year      \*\* Case Type Categories are defined in the 2017 Virginia Judicial Workload Assessment

The data reported reflect the case management system. The case types reported may not necessitate judicial involvement.

Traffic	4	▲	+100.0%	+2
<b>GRAND TOTAL</b>	<b>308</b>	▼	-12.3%	-43

2025 Overall GRAND TOTAL		Distribution of Caseload			Change*		Percentage (%) of Caseload		
<b>194</b> +28 16.9% 	Adult	99	51%	19.3% ▲	+16	Adult	2024	2025	
	Juvenile	95	49%	14.5% ▲	+12	Juvenile	50.0%	51.0%	
<b>GRAND TOTAL</b>		<b>194</b>	100%	16.9% ▲	+28	<b>GRAND TOTAL</b>	100%	100%	

Filings by Division & Code

Division	Case Type Description	Code	Summary	Change	% Change	Absolute Change
<b>Adult</b>	Show Cause	SC	35	▲	+169.2%	+22
	Civil Support	VS	23	▼	-25.8%	-8
	Misdemeanor	CM	17	▲	+70.0%	+7
	Other	OT	11	▼	-8.3%	-1
	Family Abuse - Protective Order	FP	8	▲	+33.3%	+2
	Felony	CF	2	▼	-50.0%	-2
	Return of Desposit (Bondsman)	RD	2	▲	-	+2
	Capias	CA	1	▼	-80.0%	-4
	Motion - Protective Order	MP	0	▼	-100.0%	-2
	Total			<b>99</b>	▲	<b>19.3%</b>
<b>Juvenile</b>	Custody Visitation	CV	47	▼	-9.6%	-5
	Misdemeanor	DM	14	▲	+40.0%	+4
	Traffic	T	10	▲	+42.9%	+3
	Felony	DF	6	▲	-	+6
	Truancy	TR	4	▲	+100.0%	+2
	Motion - Protective Order	MP	3	▲	+200.0%	+2
	Non-Family Abuse Protective Order	AP	3	▲	-	+3
	Temporary Detention Order	TD	2	▲	+100.0%	+1
	Abuse and Neglect	AN	1	▲	-	+1
	Capias	CA	1	↔	-	-
	Child In Need of Services	CS	1	▲	-	+1
	Emergency Custody Order	EC	1	↔	-	-
	Paternity	PT	1	▼	-83.3%	-5
	Relief of Custody	CR	1	▲	-	+1
	Foster Care Review	FC	0	▼	-100.0%	-1
	Show Cause	SC	0	▼	-100.0%	-1
Total			<b>95</b>	▲	<b>14.5%</b>	<b>+12</b>
<b>GRAND TOTAL</b>			<b>194</b>	▲	<b>16.9%</b>	<b>+28</b>

Filings by Major Case Category\*\*

Category	Summary	Change	% Change	Absolute Change	
Adult Criminal	38	▲	+81.0%	+17	
Child Dependency	2	▲	+100.0%	+1	
Child in Need of Services/Supervision	5	▲	+150.0%	+3	
Custody and Visitation	48	▼	-17.2%	-10	
Delinquency	21	▲	+75.0%	+9	
Other	16	▲	+14.3%	+2	
Protective Orders	14	▲	+55.6%	+5	
Support	40	▲	-4.8%	-2	
Traffic	10	▲	+42.9%	+3	
<b>GRAND TOTAL</b>		<b>194</b>	▲	<b>16.9%</b>	<b>+28</b>

\* Compared to same time period as previous year

\*\* Case Type Categories are defined in the 2017 Virginia Judicial Workload Assessment

The data reported reflect the case management system. The case types reported may not necessitate judicial involvement.

2025 Overall GRAND TOTAL		Distribution of Caseload		Change*		Percentage (%) of Caseload		
<b>178</b> +40 29.0% 	Adult	94	53%	54.1%	▲	+33	2024	2025
	Juvenile	84	47%	9.1%	▲	+7	44.2%	52.8%
<b>GRAND TOTAL</b>		<b>178</b>	100%	29.0%	▲	+40	<b>100%</b>	<b>100%</b>

Filings by Division & Code

Division	Case Type Description	Code	Summary	Change	% Change	Absolute Change
<b>Adult</b>	Show Cause	SC	23	▲	+283.3%	+17
	Civil Support	VS	20	▼	-4.8%	-1
	Other	OT	12	▲	+33.3%	+3
	Misdemeanor	CM	10	▼	-47.4%	-9
	Capias	CA	9	▲	+800.0%	+8
	Family Abuse - Protective Order	FP	8	▲	+300.0%	+6
	Felony	CF	5	▲	+66.7%	+2
	Non-Family Abuse Protective Order	AP	4	▲	-	+4
	Motion - Protective Order	MP	2	▲	-	+2
	Remand Support	RS	1	▲	-	+1
	<b>Total</b>		<b>94</b>	<b>▲</b>	<b>54.1%</b>	<b>+33</b>
<b>Juvenile</b>	Custody Visitation	CV	39	▲	+14.7%	+5
	Show Cause	SC	27	▲	+125.0%	+15
	Misdemeanor	DM	6	▲	+50.0%	+2
	Abuse and Neglect	AN	4	▲	-	+4
	Felony	DF	3	▼	-25.0%	-1
	Non-Family Abuse Protective Order	AP	2	▲	-	+2
	Remand Custody	RC	2	▲	-	+2
	Traffic	T	1	▲	-	+1
	Initial Foster Care	IF	0	▼	-100.0%	-1
	Special Immigrant Juvenile Status	SI	0	▼	-100.0%	-2
	Status	ST	0	▼	-100.0%	-1
	Terminate Parental Rights	TP	0	▼	-100.0%	-4
	Truancy	TR	0	▼	-100.0%	-15
		<b>Total</b>		<b>84</b>	<b>▲</b>	<b>9.1%</b>
<b>GRAND TOTAL</b>			<b>178</b>	<b>▲</b>	<b>29.0%</b>	<b>+40</b>

Filings by Major Case Category\*\*

Category	Summary	Change	% Change	Absolute Change	
Adult Criminal	35	▲	+25.0%	+7	
Child Dependency	4	▲	-20.0%	-1	
Child in Need of Services/Supervision	0	▼	-100.0%	-15	
Custody and Visitation	39	▲	+14.7%	+5	
Delinquency	36	▲	+80.0%	+16	
Juvenile Miscellaneous	0	▼	-100.0%	-1	
New to Workload Study	0	▼	-100.0%	-2	
Other	15	▲	+66.7%	+6	
Protective Orders	16	▲	+700.0%	+14	
Support	32	▲	+45.5%	+10	
Traffic	1	▲	-	+1	
<b>GRAND TOTAL</b>		<b>178</b>	<b>▲</b>	<b>29.0%</b>	<b>+40</b>

\* Compared to same time period as previous year

\*\* Case Type Categories are defined in the 2017 Virginia Judicial Workload Assessment

The data reported reflect the case management system. The case types reported may not necessitate judicial involvement.

2025 Overall GRAND TOTAL		Distribution of Caseload		Change*		Percentage (%) of Caseload		
<b>332</b> +36 12.2% 	Adult	205	62%	12.6%	▲	+23	2024	2025
	Juvenile	127	38%	11.4%	▲	+13	61.5%	61.7%
<b>GRAND TOTAL</b>		<b>332</b>	100%	12.2%	▲	+36	<b>100%</b>	<b>100%</b>

Filings by Division & Code

Division	Case Type Description	Code	Summary	Change	% Change	Absolute Change
<b>Adult</b>	Show Cause	SC	56	▲	+154.5%	+34
	Misdemeanor	CM	49	▲	+58.1%	+18
	Civil Support	VS	39	▲	+11.4%	+4
	Other	OT	29	▲	+11.5%	+3
	Capias	CA	11	▲	+10.0%	+1
	Family Abuse - Protective Order	FP	11	▲	+10.0%	+1
	Felony	CF	10	▼	-78.3%	-36
	Motion - Protective Order	MP	0	▼	-100.0%	-1
	Non-Family Abuse Protective Order	AP	0	▼	-100.0%	-1
	Total			<b>205</b>	▲	<b>12.6%</b>
<b>Juvenile</b>	Custody Visitation	CV	79	▼	-2.5%	-2
	Misdemeanor	DM	9	▲	+12.5%	+1
	Abuse and Neglect	AN	8	▲	+166.7%	+5
	Show Cause	SC	6	▲	+500.0%	+5
	Traffic	T	6	▲	+50.0%	+2
	Truancy	TR	5	▲	-	+5
	Felony	DF	4	↔	-	-
	Permanency Planning	PH	4	▲	+33.3%	+1
	Child In Need of Services	CS	2	▲	+100.0%	+1
	Foster Care Review	FC	2	▼	-75.0%	-6
	Status	ST	1	▲	-	+1
	Temporary Detention Order	TD	1	↔	-	-
	Total			<b>127</b>	▲	<b>11.4%</b>
<b>GRAND TOTAL</b>			<b>332</b>	▲	<b>12.2%</b>	<b>+36</b>

Filings by Major Case Category\*\*

Category	Summary	Change	% Change	Absolute Change	
Adult Criminal	99	▲	+1.0%	+1	
Child Dependency	14	▲	-	0	
Child in Need of Services/Supervision	7	▲	+600.0%	+6	
Custody and Visitation	79	▼	-2.5%	-2	
Delinquency	19	▲	+46.2%	+6	
Juvenile Miscellaneous	1	▲	-	+1	
Other	30	▲	+11.1%	+3	
Protective Orders	11	▼	-8.3%	-1	
Support	66	▲	+43.5%	+20	
Traffic	6	▲	+50.0%	+2	
<b>GRAND TOTAL</b>		<b>332</b>	▲	<b>12.2%</b>	<b>+36</b>

\* Compared to same time period as previous year

\*\* Case Type Categories are defined in the 2017 Virginia Judicial Workload Assessment

The data reported reflect the case management system. The case types reported may not necessitate judicial involvement.

2025 Overall GRAND TOTAL	Distribution of Caseload	Change*	Percentage (%) of Caseload																								
<b>152</b> +20 15.2% 	<table border="1"> <tr> <td>Adult</td> <td>79</td> <td>52%</td> <td>0.0%</td> <td>0</td> </tr> <tr> <td>Juvenile</td> <td>73</td> <td>48%</td> <td>37.7% ▲</td> <td>+20</td> </tr> <tr> <td><b>GRAND TOTAL</b></td> <td><b>152</b></td> <td>100%</td> <td>15.2% ▲</td> <td>+20</td> </tr> </table>	Adult	79	52%	0.0%	0	Juvenile	73	48%	37.7% ▲	+20	<b>GRAND TOTAL</b>	<b>152</b>	100%	15.2% ▲	+20		<table border="1"> <tr> <td>Adult</td> <td>59.8%</td> <td>52.0%</td> </tr> <tr> <td>Juvenile</td> <td>40.2%</td> <td>48.0%</td> </tr> <tr> <td><b>GRAND TOTAL</b></td> <td>100%</td> <td>100%</td> </tr> </table>	Adult	59.8%	52.0%	Juvenile	40.2%	48.0%	<b>GRAND TOTAL</b>	100%	100%
Adult	79	52%	0.0%	0																							
Juvenile	73	48%	37.7% ▲	+20																							
<b>GRAND TOTAL</b>	<b>152</b>	100%	15.2% ▲	+20																							
Adult	59.8%	52.0%																									
Juvenile	40.2%	48.0%																									
<b>GRAND TOTAL</b>	100%	100%																									

**Filings by Division & Code**

Division	Case Type Description	Code	Summary	Change	% Change	Absolute Change
<b>Adult</b>	Show Cause	SC	23	▲	+76.9%	+10
	Civil Support	VS	12	▼	-36.8%	-7
	Other	OT	12	▲	+9.1%	+1
	Misdemeanor	CM	10	▼	-33.3%	-5
	Capias	CA	8	▲	+14.3%	+1
	Family Abuse - Protective Order	FP	7	▲	+75.0%	+3
	Motion - Protective Order	MP	3	▲	-	+3
	Protective Order	PC	2	▲	+100.0%	+1
	Violation of Protective Order	PV	2	▼	-33.3%	-1
	Felony	CF	0	▼	-100.0%	-4
	Non-Family Abuse Protective Order	AP	0	▼	-100.0%	-2
	<b>Total</b>		<b>79</b>		<b>0.0%</b>	<b>0</b>
<b>Juvenile</b>	Custody Visitation	CV	38	▲	+65.2%	+15
	Show Cause	SC	13	▲	+1,200.0%	+12
	Misdemeanor	DM	5	▼	-70.6%	-12
	Truancy	TR	5	▲	+66.7%	+2
	Felony	DF	3	▲	+50.0%	+1
	Abuse and Neglect	AN	2	▼	-33.3%	-1
	Paternity	PT	2	▲	-	+2
	Traffic	T	2	▲	+100.0%	+1
	Non-Family Abuse Protective Order	AP	1	▲	-	+1
	Special Immigrant Juvenile Status	SI	1	▲	-	+1
	Temporary Detention Order	TD	1	▲	-	+1
	Child In Need of Services	CS	0	▼	-100.0%	-1
	Voluntary Continuing Services and Support Agreen	VA	0	▼	-100.0%	-2
		<b>Total</b>		<b>73</b>	▲	<b>37.7%</b>
<b>GRAND TOTAL</b>			<b>152</b>	▲	<b>15.2%</b>	<b>+20</b>

**Filings by Major Case Category\*\***

Category	Summary	Change	% Change	Absolute Change
Adult Criminal	31	▼	-20.5%	-8
Child Dependency	2	▼	-60.0%	-3
Child in Need of Services/Supervision	5	▼	+25.0%	+1
Custody and Visitation	40	▲	+73.9%	+17
Delinquency	21	▲	+5.0%	+1
New to Workload Study	1	▲	-	+1
Other	13	▲	+18.2%	+2
Protective Orders	11	▲	+83.3%	+5
Support	26	▲	+13.0%	+3
Traffic	2	▲	+100.0%	+1
<b>GRAND TOTAL</b>	<b>152</b>	▲	<b>15.2%</b>	<b>+20</b>

\* Compared to same time period as previous year

\*\* Case Type Categories are defined in the 2017 Virginia Judicial Workload Assessment

The data reported reflect the case management system. The case types reported may not necessitate judicial involvement.



2025 Overall GRAND TOTAL		Distribution of Caseload		Change*		Percentage (%) of Caseload			
<b>605</b>	+101 20.0%	<b>Adult</b>	378	62%	6.5% ▲	+23	<b>Adult</b>	70.4%	62.5%
2025		<b>Juvenile</b>	227	38%	52.3% ▲	+78	<b>Juvenile</b>	29.6%	37.5%
2024		<b>GRAND TOTAL</b>	<b>605</b>	100%	20.0% ▲	+101	<b>GRAND TOTAL</b>	100%	100%

**Filings by Division & Code**

Division	Case Type Description	Code	Summary	Change	% Change	Absolute Change
<b>Adult</b>	Misdemeanor	CM	125	▲	+16.8%	+18
	Civil Support	VS	85	▲	+54.5%	+30
	Other	OT	51	▼	-47.4%	-46
	Felony	CF	34	▲	+61.9%	+13
	Capias	CA	33	▲	+57.1%	+12
	Show Cause	SC	30	▲	-6.3%	-2
	Family Abuse - Protective Order	FP	15	↔		-
	Bond Forfeiture	BF	2	↔		-
	Motion - Protective Order	MP	1	▼	-66.7%	-2
	Non-Family Abuse Protective Order	AP	1	▲	-	+1
	Violation of Protective Order	PV	1	▼	-50.0%	-1
	<b>Total</b>		<b>378</b>	<b>▲</b>	<b>6.5%</b>	<b>+23</b>
<b>Juvenile</b>	Custody Visitation	CV	134	▲	+54.0%	+47
	Mental Commitment	MC	25	▲	+13.6%	+3
	Misdemeanor	DM	13	▲	+85.7%	+6
	Traffic	T	13	▲	-	+13
	Permanency Planning	PH	8	▼	-11.1%	-1
	Abuse and Neglect	AN	7	▲	+250.0%	+5
	Paternity	PT	5	▲	+400.0%	+4
	Temporary Detention Order	TD	4	▲	+100.0%	+2
	Truancy	TR	4	▲	-	+4
	Felony	DF	3	▲	+50.0%	+1
	Emergency Custody Order	EC	2	↔		-
	Show Cause	SC	2	▼	-60.0%	-3
	Terminate Parental Rights	TP	2	▲	-	+2
	Child In Need of Services	CS	1	▲	-	+1
	Emancipation	EP	1	↔		-
	Foster Care Review	FC	1	▲	-	+1
	Initial Foster Care	IF	1	▲	-	+1
	Voluntary Continuing Services and Support Agreem	VA	1	↔		-
	Other	OT	0	▼	-100.0%	-1
	Special Immigrant Juvenile Status	SI	0	▼	-100.0%	-3
Status	ST	0	▼	-100.0%	-4	
	<b>Total</b>		<b>227</b>	<b>▲</b>	<b>52.3%</b>	<b>+78</b>
<b>GRAND TOTAL</b>			<b>605</b>	<b>▲</b>	<b>20.0%</b>	<b>+101</b>

**Filings by Major Case Category\*\***

Category	Summary	Change	% Change	Absolute Change
Adult Criminal	205	▲	+28.1%	+45
Child Dependency	20	▲	+66.7%	+8
Child in Need of Services/Supervision	5	▲	-	+5
Custody and Visitation	139	▲	+58.0%	+51
Delinquency	18	▲	+28.6%	+4
Juvenile Miscellaneous	1	▼	-80.0%	-4
New to Workload Study	0	▼	-100.0%	-3
Other	82	▼	-33.9%	-42

\* Compared to same time period as previous year      \*\* Case Type Categories are defined in the 2017 Virginia Judicial Workload Assessment

The data reported reflect the case management system. The case types reported may not necessitate judicial involvement.

Protective Orders	17	▲	-5.6%	-1
Support	105	▲	+31.3%	+25
Traffic	13	▲	-	+13
<b>GRAND TOTAL</b>	<b>605</b>	▲	20.0%	+101

\* Compared to same time period as previous year

\*\* Case Type Categories are defined in the 2017 Virginia Judicial Workload Assessment

The data reported reflect the case management system. The case types reported may not necessitate judicial involvement.

2025 Overall GRAND TOTAL		Distribution of Caseload			Change*		Percentage (%) of Caseload		
<b>139</b> -34 -19.7% 	Adult	65	47%	-33.7% ▼	-33	Adult	2024	2025	
	Juvenile	74	53%	-1.3% ▼	-1	Juvenile	56.6%	46.8%	
<b>GRAND TOTAL</b>		<b>139</b>	100%	-19.7% ▼	-34	<b>GRAND TOTAL</b>	100%	100%	

Filings by Division & Code

Division	Case Type Description	Code	Summary	Change	% Change	Absolute Change
<b>Adult</b>	Misdemeanor	CM	15	▲	+15.4%	+2
	Civil Support	VS	11	▼	-56.0%	-14
	Show Cause	SC	11	▼	-57.7%	-15
	Other	OT	9	▼	-30.8%	-4
	Capias	CA	8	▲	+166.7%	+5
	Family Abuse - Protective Order	FP	6	▲	+50.0%	+2
	Felony	CF	4	▼	-50.0%	-4
	Motion - Protective Order	MP	1	↔		-
	Non-Family Abuse Protective Order	AP	0	▼	-100.0%	-1
	Remand Support	RS	0	▼	-100.0%	-4
Total			<b>65</b>	▼	<b>-33.7%</b>	<b>-33</b>
<b>Juvenile</b>	Custody Visitation	CV	48	▼	-2.0%	-1
	Abuse and Neglect	AN	5	▲	+400.0%	+4
	Misdemeanor	DM	5	▲	+25.0%	+1
	Traffic	T	4	▼	-20.0%	-1
	Child In Need of Services	CS	2	↔		-
	Permanency Planning	PH	2	▲	+100.0%	+1
	Show Cause	SC	2	▼	-33.3%	-1
	Truancy	TR	2	▼	-33.3%	-1
	Felony	DF	1	↔		-
	Non-Family Abuse Protective Order	AP	1	▲	-	+1
	Paternity	PT	1	▲	-	+1
	Voluntary Continuing Services and Support Agreem	VA	1	↔		-
	Civil Violation	CI	0	▼	-100.0%	-2
	Other	OT	0	▼	-100.0%	-1
	Remand Custody	RC	0	▼	-100.0%	-1
	Remand Visitation	RV	0	▼	-100.0%	-1
Total			<b>74</b>	▼	<b>-1.3%</b>	<b>-1</b>
<b>GRAND TOTAL</b>			<b>139</b>	▼	<b>-19.7%</b>	<b>-34</b>

Filings by Major Case Category\*\*

Category	Summary	Change	% Change	Absolute Change	
Adult Criminal	30	▲	-18.9%	-7	
Child Dependency	8	▲	+166.7%	+5	
Child in Need of Services/Supervision	4	▼	-20.0%	-1	
Custody and Visitation	49	▲		0	
Delinquency	8	▼		0	
New to Workload Study	0	▼	-100.0%	-2	
Other	9	▼	-55.0%	-11	
Protective Orders	8	▲	+33.3%	+2	
Support	19	▼	-50.0%	-19	
Traffic	4	▼	-20.0%	-1	
<b>GRAND TOTAL</b>		<b>139</b>	▼	<b>-19.7%</b>	<b>-34</b>

\* Compared to same time period as previous year

\*\* Case Type Categories are defined in the 2017 Virginia Judicial Workload Assessment

The data reported reflect the case management system. The case types reported may not necessitate judicial involvement.

2025 Overall GRAND TOTAL		Distribution of Caseload			Change*		Percentage (%) of Caseload		
<b>3,314</b> +44 1.3% 	2025 2024	<b>Adult</b>	1,590	48%	-5.0% ▼	-83	<b>Adult</b>	51.2%	48.0%
		<b>Juvenile</b>	1,724	52%	8.0% ▲	+127	<b>Juvenile</b>	48.8%	52.0%
<b>GRAND TOTAL</b>		<b>3,314</b>	100%	1.3% ▲	+44	<b>GRAND TOTAL</b>	100%	100%	

**Filings by Division & Code**

Division	Case Type Description	Code	Summary	Change	% Change	Absolute Change
<b>Adult</b>	Civil Support	VS	412	▼	-3.3%	-14
	Show Cause	SC	339	▲	+20.2%	+57
	Misdemeanor	CM	331	▼	-7.0%	-25
	Other	OT	170	▲	-26.1%	-60
	Family Abuse - Protective Order	FP	137	▼	-1.4%	-2
	Capias	CA	68	▲	-17.1%	-14
	Felony	CF	56	▼	-44.0%	-44
	Motion - Protective Order	MP	24	▲	+41.2%	+7
	Remand Support	RS	23	▼	-17.9%	-5
	Violation of Protective Order	PV	23	▲	+155.6%	+14
	Non-Family Abuse Protective Order	AP	5	▲	+25.0%	+1
	Bond Forfeiture	BF	1	▲	-	+1
	Restricted License for Non-Support	SL	1	▲	-	+1
<b>Total</b>			<b>1,590</b>	▼	<b>-5.0%</b>	<b>-83</b>
<b>Juvenile</b>	Custody Visitation	CV	1,070	▲	+4.5%	+46
	Misdemeanor	DM	249	▲	+47.3%	+80
	Traffic	T	98	▲	+27.3%	+21
	Felony	DF	67	▼	-1.5%	-1
	Remand Visitation	RV	54	▼	-5.3%	-3
	Remand Custody	RC	52	▼	-11.9%	-7
	Special Immigrant Juvenile Status	SI	27	↔	-	-
	Status	ST	17	▲	+142.9%	+10
	Foster Care Review	FC	16	▲	+77.8%	+7
	Paternity	PT	14	▲	+16.7%	+2
	Child In Need of Services	CS	11	▲	+57.1%	+4
	Permanency Planning	PH	10	▼	-37.5%	-6
	Non-Family Abuse Protective Order	AP	9	▲	+12.5%	+1
	Initial Foster Care	IF	8	▲	+100.0%	+4
	Show Cause	SC	7	▲	+40.0%	+2
	Family Abuse - Protective Order	FP	3	▲	-	+3
	Relief of Custody	CR	3	▲	+50.0%	+1
	Truancy	TR	3	▼	-62.5%	-5
	Temporary Detention Order	TD	2	▼	-50.0%	-2
	Voluntary Continuing Services and Support Agreen	VA	2	↔	-	-
	Abuse and Neglect	AN	1	▼	-90.0%	-9
	Motion - Protective Order	MP	1	▲	-	+1
	Civil Violation	CI	0	▼	-100.0%	-3
	Emergency Custody Order	EC	0	▼	-100.0%	-3
Terminate Parental Rights	TP	0	▼	-100.0%	-16	
<b>Total</b>			<b>1,724</b>	▲	<b>8.0%</b>	<b>+127</b>
<b>GRAND TOTAL</b>			<b>3,314</b>	▲	<b>1.3%</b>	<b>+44</b>

**Filings by Major Case Category\*\***

Category	Summary	Change	% Change	Absolute Change
Adult Criminal	633	▲	-12.3%	-89
Child Dependency	40	▲	-32.2%	-19
Child in Need of Services/Supervision	15	▲	-	0

\* Compared to same time period as previous year

\*\* Case Type Categories are defined in the 2017 Virginia Judicial Workload Assessment

The data reported reflect the case management system. The case types reported may not necessitate judicial involvement.

Custody and Visitation	1,084	▲	+4.6%	+48
Delinquency	322	▲	+33.1%	+80
Juvenile Miscellaneous	17	▲	+142.9%	+10
New to Workload Study	27	▼	-10.0%	-3
Other	301	▼	-21.0%	-80
Protective Orders	179	▲	+6.5%	+11
Support	598	▲	+12.2%	+65
Traffic	98	▲	+27.3%	+21
<b>GRAND TOTAL</b>	<b>3,314</b>	▲	1.3%	+44

\* Compared to same time period as previous year

\*\* Case Type Categories are defined in the 2017 Virginia Judicial Workload Assessment

The data reported reflect the case management system. The case types reported may not necessitate judicial involvement.

2025 Overall GRAND TOTAL		Distribution of Caseload			Change*		Percentage (%) of Caseload		
<b>203</b> -1.5% 	-3	<b>Adult</b>	102	50%	-8.9% ▼	-10	<b>Adult</b>	54.4%	50.2%
		<b>Juvenile</b>	101	50%	7.4% ▲	+7	<b>Juvenile</b>	45.6%	49.8%
		<b>GRAND TOTAL</b>	<b>203</b>	100%	-1.5% ▼	-3	<b>GRAND TOTAL</b>	100%	100%

Filings by Division & Code

Division	Case Type Description	Code	Summary	Change	% Change	Absolute Change
<b>Adult</b>	Misdemeanor	CM	18	▼	-21.7%	-5
	Show Cause	SC	18	▲	+20.0%	+3
	Civil Support	VS	15	▼	-11.8%	-2
	Other	OT	14	▼	-48.1%	-13
	Family Abuse - Protective Order	FP	11	▼	-15.4%	-2
	Capias	CA	10	↔		-
	Felony	CF	9	▲	+28.6%	+2
	Motion - Protective Order	MP	4	▲	-	+4
	Emergency Custody Order	EC	3	▲	-	+3
		<b>Total</b>		<b>102</b>	▼	<b>-8.9%</b>
<b>Juvenile</b>	Custody Visitation	CV	61	▲	+13.0%	+7
	Misdemeanor	DM	10	▼	-9.1%	-1
	Show Cause	SC	5	▲	-	+5
	Permanency Planning	PH	4	↔		-
	Remand Custody	RC	4	▲	-	+4
	Remand Visitation	RV	4	▲	-	+4
	Abuse and Neglect	AN	3	▲	-	+3
	Initial Foster Care	IF	2	▲	-	+2
	Traffic	T	2	▲	+100.0%	+1
	Emergency Custody Order	EC	1	↔		-
	Foster Care Review	FC	1	↔		-
	Non-Family Abuse Protective Order	AP	1	▲	-	+1
	Paternity	PT	1	▲	-	+1
	Temporary Detention Order	TD	1	▲	-	+1
	Truancy	TR	1	▼	-75.0%	-3
	Felony	DF	0	▼	-100.0%	-1
	Status	ST	0	▼	-100.0%	-12
	Terminate Parental Rights	TP	0	▼	-100.0%	-5
	<b>Total</b>		<b>101</b>	▲	<b>7.4%</b>	<b>+7</b>
<b>GRAND TOTAL</b>			<b>203</b>	▼	-1.5%	-3

Filings by Major Case Category\*\*

Category	Summary	Change	% Change	Absolute Change	
Adult Criminal	46	▼	-8.0%	-4	
Child Dependency	10	▲		0	
Child in Need of Services/Supervision	6	▲	+50.0%	+2	
Custody and Visitation	62	▲	+14.8%	+8	
Delinquency	10	▼	-16.7%	-2	
Juvenile Miscellaneous	0	▼	-100.0%	-12	
Other	27	▲	-3.6%	-1	
Protective Orders	16	▲	+23.1%	+3	
Support	24	▲	+9.1%	+2	
Traffic	2	▲	+100.0%	+1	
<b>GRAND TOTAL</b>		<b>203</b>	▼	-1.5%	-3

\* Compared to same time period as previous year

\*\* Case Type Categories are defined in the 2017 Virginia Judicial Workload Assessment

The data reported reflect the case management system. The case types reported may not necessitate judicial involvement.

\* Compared to same time period as previous year

\*\* Case Type Categories are defined in the 2017 Virginia Judicial Workload Assessment

The data reported reflect the case management system. The case types reported may not necessitate judicial involvement.

2025 Overall GRAND TOTAL		Distribution of Caseload			Change*		Percentage (%) of Caseload		
<b>2,109</b>	-34 -1.6%	<b>Adult</b>	1,176	56%	0.8% ▲	+9	<b>Adult</b>	54.5%	55.8%
2025		<b>Juvenile</b>	933	44%	-4.4% ▼	-43	<b>Juvenile</b>	45.5%	44.2%
2024		<b>GRAND TOTAL</b>	<b>2,109</b>	100%	-1.6% ▼	-34	<b>GRAND TOTAL</b>	100%	100%

**Filings by Division & Code**

Division	Case Type Description	Code	Summary	Change	% Change	Absolute Change
<b>Adult</b>	Other	OT	284	▲	+12.7%	+32
	Misdemeanor	CM	264	▲	+12.8%	+30
	Show Cause	SC	216	▲	-0.5%	-1
	Civil Support	VS	147	▼	-23.4%	-45
	Capias	CA	103	▼	-5.5%	-6
	Felony	CF	80	▲	+14.3%	+10
	Family Abuse - Protective Order	FP	72	▼	-6.5%	-5
	Motion - Protective Order	MP	6	▲	+50.0%	+2
	Non-Family Abuse Protective Order	AP	2	▼	-80.0%	-8
	Restricted License for Non-Support	SL	1	↔		-
	Violation of Protective Order	PV	1	↔		-
	<b>Total</b>		<b>1,176</b>	<b>▲</b>	<b>0.8%</b>	<b>+9</b>
<b>Juvenile</b>	Custody Visitation	CV	552	▼	-3.2%	-18
	Misdemeanor	DM	67	▼	-20.2%	-17
	Felony	DF	50	▲	+8.7%	+4
	Paternity	PT	45	▲	+36.4%	+12
	Special Immigrant Juvenile Status	SI	43	▲	+53.6%	+15
	Foster Care Review	FC	40	▲	+8.1%	+3
	Permanency Planning	PH	32	▼	-37.3%	-19
	Abuse and Neglect	AN	18	▼	-14.3%	-3
	Terminate Parental Rights	TP	14	▼	-33.3%	-7
	Initial Foster Care	IF	13	▲	+116.7%	+7
	Traffic	T	11	▼	-42.1%	-8
	Truancy	TR	11	▲	+83.3%	+5
	Temporary Detention Order	TD	10	▲	+25.0%	+2
	Show Cause	SC	8	▲	+33.3%	+2
	Status	ST	4	▼	-55.6%	-5
	Child In Need of Services	CS	3	▼	-50.0%	-3
	Non-Family Abuse Protective Order	AP	3	▼	-25.0%	-1
	Mental Commitment	MC	2	▼	-71.4%	-5
	Relief of Custody	CR	2	▲	+100.0%	+1
	Voluntary Continuing Services and Support Agree	VA	2	↔		-
	Family Abuse - Protective Order	FP	1	▼	-50.0%	-1
	Motion - Protective Order	MP	1	▲		+1
	Protective Order	PC	1	▲		+1
	Civil Violation	CI	0	▼	-100.0%	-1
	Other	OT	0	▼	-100.0%	-2
	Remand Custody	RC	0	▼	-100.0%	-3
	Remand Visitation	RV	0	▼	-100.0%	-3
	<b>Total</b>		<b>933</b>	<b>▼</b>	<b>-4.4%</b>	<b>-43</b>
<b>GRAND TOTAL</b>			<b>2,109</b>	<b>▼</b>	<b>-1.6%</b>	<b>-34</b>

**Filings by Major Case Category\*\***

Category	Summary	Change	% Change	Absolute Change
Adult Criminal	524	▼	+3.6%	+18
Child Dependency	121	▲	-12.9%	-18
Child in Need of Services/Supervision	14	▲	+16.7%	+2

\* Compared to same time period as previous year      \*\* Case Type Categories are defined in the 2017 Virginia Judicial Workload Assessment

The data reported reflect the case management system. The case types reported may not necessitate judicial involvement.



**CPSS - JCMS CASELOAD STATISTICS OF THE JUVENILE & DOMESTIC RELATIONS DISTRICT COURTS**  
 January 2025 thru February 2025 Filings (Compared to January 2024 thru February 2024)

**Richmond**

District: 13 FIPS: 760

Custody and Visitation	597	▲	-1.0%	-6
Delinquency	126	▲	-7.4%	-10
Juvenile Miscellaneous	4	▼	-55.6%	-5
New to Workload Study	43	▼	+48.3%	+14
Other	296	▼	+7.6%	+21
Protective Orders	85	▲	-12.4%	-12
Support	288	▲	-9.4%	-30
Traffic	11	▼	-42.1%	-8
<b>GRAND TOTAL</b>	<b>2,109</b>	▼	-1.6%	-34

\* Compared to same time period as previous year

\*\* Case Type Categories are defined in the 2017 Virginia Judicial Workload Assessment

The data reported reflect the case management system. The case types reported may not necessitate judicial involvement.

2025 Overall GRAND TOTAL		Distribution of Caseload			Change*		Percentage (%) of Caseload		
<b>2,812</b>	-879 -23.8%	<b>Adult</b>	1,384	49%	-18.1% ▼	-305	<b>Adult</b>	45.8%	49.2%
2025		<b>Juvenile</b>	1,428	51%	-28.7% ▼	-574	<b>Juvenile</b>	54.2%	50.8%
2024		<b>GRAND TOTAL</b>	<b>2,812</b>	100%	-23.8% ▼	-879	<b>GRAND TOTAL</b>	100%	100%

Filings by Division & Code

Division	Case Type Description	Code	Summary	Change	% Change	Absolute Change	
<b>Adult</b>	Show Cause	SC	363	▼	+2.3%	+8	
	Civil Support	VS	288	▼	-42.1%	-209	
	Misdemeanor	CM	222	▼	-19.0%	-52	
	Other	OT	180	▲	+4.0%	+7	
	Capias	CA	109	▲	-15.5%	-20	
	Family Abuse - Protective Order	FP	99	▼	-8.3%	-9	
	Felony	CF	88	▼	-22.8%	-26	
	Motion - Protective Order	MP	20	▲	+11.1%	+2	
	Non-Family Abuse Protective Order	AP	7	▲	+75.0%	+3	
	Remand Support	RS	6	▼	-14.3%	-1	
	Restricted License for Non-Support	SL	1	▼	-66.7%	-2	
	Violation of Protective Order	PV	1	▼	-85.7%	-6	
		<b>Total</b>		<b>1,384</b>	▼	<b>-18.1%</b>	<b>-305</b>
<b>Juvenile</b>	Custody Visitation	CV	883	▼	-38.2%	-545	
	Misdemeanor	DM	199	▲	+4.2%	+8	
	Traffic	T	97	▲	+16.9%	+14	
	Felony	DF	49	▼	-24.6%	-16	
	Permanency Planning	PH	30	▲	+11.1%	+3	
	Special Immigrant Juvenile Status	SI	26	▼	-29.7%	-11	
	Show Cause	SC	25	▲	+31.6%	+6	
	Foster Care Review	FC	21	▼	-4.5%	-1	
	Paternity	PT	18	▼	-51.4%	-19	
	Abuse and Neglect	AN	15	▲	+25.0%	+3	
	Initial Foster Care	IF	11	▼	-45.0%	-9	
	Terminate Parental Rights	TP	9	▲	+125.0%	+5	
	Temporary Detention Order	TD	8	↔		-	
	Relief of Custody	CR	6	▲	+200.0%	+4	
	Child In Need of Services	CS	5	▼	-58.3%	-7	
	Motion - Protective Order	MP	5	▲	-	+5	
	Non-Family Abuse Protective Order	AP	5	▼	-16.7%	-1	
	Status	ST	4	▼	-50.0%	-4	
	Voluntary Continuing Services and Support Agree	VA	4	▲	+300.0%	+3	
	Truancy	TR	2	▲	-	+2	
	Capias	CA	1	▼	-66.7%	-2	
	Emergency Custody Order	EC	1	▼	-50.0%	-1	
	Family Abuse - Protective Order	FP	1	▲	-	+1	
	Mental Commitment	MC	1	↔		-	
	Remand Custody	RC	1	▼	-80.0%	-4	
	Remand Visitation	RV	1	▼	-80.0%	-4	
	Civil Violation	CI	0	▼	-100.0%	-1	
	Emancipation	EP	0	▼	-100.0%	-1	
	Other	OT	0	▼	-100.0%	-2	
		<b>Total</b>		<b>1,428</b>	▼	<b>-28.7%</b>	<b>-574</b>
	<b>GRAND TOTAL</b>			<b>2,812</b>	▼	<b>-23.8%</b>	<b>-879</b>

\* Compared to same time period as previous year

\*\* Case Type Categories are defined in the 2017 Virginia Judicial Workload Assessment

The data reported reflect the case management system. The case types reported may not necessitate judicial involvement.

Filings by Major Case Category\*\*

Category	Summary	Change	% Change	Absolute Change
Adult Criminal	484	▼	-22.4%	-140
Child Dependency	96	▲	+9.1%	+8
Child in Need of Services/Supervision	7	▲	-41.7%	-5
Custody and Visitation	901	▼	-38.5%	-564
Delinquency	274	▼	-1.4%	-4
Juvenile Miscellaneous	4	▼	-55.6%	-5
New to Workload Study	26	▼	-31.6%	-12
Other	198	▼	-2.5%	-5
Protective Orders	137	▲	+0.7%	+1
Support	588	▲	-22.1%	-167
Traffic	97	▲	+16.9%	+14
<b>GRAND TOTAL</b>	<b>2,812</b>	▼	-23.8%	-879

\* Compared to same time period as previous year

\*\* Case Type Categories are defined in the 2017 Virginia Judicial Workload Assessment

The data reported reflect the case management system. The case types reported may not necessitate judicial involvement.

2025 Overall GRAND TOTAL		Distribution of Caseload		Change*		Percentage (%) of Caseload		
<b>357</b> +3 0.8% 	Adult	189	53%	-15.6%	▼	-35	2024	2025
	Juvenile	168	47%	29.2%	▲	+38	63.3%	52.9%
<b>GRAND TOTAL</b>		<b>357</b>	100%	0.8%	▲	+3	<b>100%</b>	<b>100%</b>

Filings by Division & Code

Division	Case Type Description	Code	Summary	Change	% Change	Absolute Change
<b>Adult</b>	Misdemeanor	CM	42	▼	-12.5%	-6
	Other	OT	40	▲	+60.0%	+15
	Civil Support	VS	31	▼	-31.1%	-14
	Show Cause	SC	29	▼	-23.7%	-9
	Felony	CF	16	▼	-15.8%	-3
	Family Abuse - Protective Order	FP	14	▼	-44.0%	-11
	Capias	CA	11	▲	-21.4%	-3
	Restricted License for Non-Support	SL	2	▲	+100.0%	+1
	Violation of Protective Order	PV	2	▲	+100.0%	+1
	Motion - Protective Order	MP	1	↔		-
	Remand Support	RS	1	▼	-75.0%	-3
	Non-Family Abuse Protective Order	AP	0	▼	-100.0%	-2
	Violation Family Abuse Protective Order	PS	0	▼	-100.0%	-1
<b>Total</b>			<b>189</b>	▼	<b>-15.6%</b>	<b>-35</b>
<b>Juvenile</b>	Custody Visitation	CV	105	▲	+1.9%	+2
	Traffic	T	17	▲	+183.3%	+11
	Misdemeanor	DM	15	▲	+275.0%	+11
	Felony	DF	11	▲	+175.0%	+7
	Foster Care Review	FC	4	▲	-	+4
	Paternity	PT	4	▲	+300.0%	+3
	Non-Family Abuse Protective Order	AP	3	▲	+200.0%	+2
	Remand Custody	RC	2	▲	-	+2
	Truancy	TR	2	↔		-
	Capias	CA	1	▲	-	+1
	Remand Visitation	RV	1	▲	-	+1
	Show Cause	SC	1	▼	-50.0%	-1
	Status	ST	1	▲	-	+1
	Voluntary Continuing Services and Support Agree	VA	1	▲	-	+1
	Child In Need of Services	CS	0	▼	-100.0%	-4
	Civil Violation	CI	0	▼	-100.0%	-1
	Emergency Custody Order	EC	0	▼	-100.0%	-1
	Temporary Detention Order	TD	0	▼	-100.0%	-1
<b>Total</b>			<b>168</b>	▲	<b>29.2%</b>	<b>+38</b>
<b>GRAND TOTAL</b>			<b>357</b>	▲	<b>0.8%</b>	<b>+3</b>

Filings by Major Case Category\*\*

Category	Summary	Change	% Change	Absolute Change
Adult Criminal	73	▼	-24.0%	-23
Child Dependency	5	▲	-	+5
Child in Need of Services/Supervision	2	▼	-71.4%	-5
Custody and Visitation	109	▲	+4.8%	+5
Delinquency	28	▲	+211.1%	+19
Juvenile Miscellaneous	1	▲	-	+1
New to Workload Study	0	▼	-100.0%	-1
Other	44	▲	+41.9%	+13
Protective Orders	18	▲	-37.9%	-11

\* Compared to same time period as previous year

\*\* Case Type Categories are defined in the 2017 Virginia Judicial Workload Assessment

The data reported reflect the case management system. The case types reported may not necessitate judicial involvement.

**CPSS - JCMS CASELOAD STATISTICS OF THE JUVENILE & DOMESTIC RELATIONS DISTRICT COURTS**  
 January 2025 thru February 2025 Filings (Compared to January 2024 thru February 2024)

**Caroline**

District: 15 FIPS: 033

Support	60	▲	-15.5%	-11
Traffic	17	▲	+183.3%	+11
<b>GRAND TOTAL</b>	<b>357</b>	▲	0.8%	+3

\* Compared to same time period as previous year  
 \*\* Case Type Categories are defined in the 2017 Virginia Judicial Workload Assessment  
 The data reported reflect the case management system. The case types reported may not necessitate judicial involvement.  
 3/13/2025 9:42:08AM Source: SCV-SQL-Information

2025 Overall GRAND TOTAL		Distribution of Caseload		Change*		Percentage (%) of Caseload			
	<b>97</b>	<b>Adult</b>	56	58%	19.1% ▲	+9	<b>Adult</b>	54.7%	57.7%
		<b>Juvenile</b>	41	42%	5.1% ▲	+2	<b>Juvenile</b>	45.3%	42.3%
<b>GRAND TOTAL</b>		<b>GRAND TOTAL</b>	<b>97</b>	100%	12.8% ▲	+11	<b>GRAND TOTAL</b>	100%	100%

Filings by Division & Code

Division	Case Type Description	Code	Summary	Change	% Change	Absolute Change
<b>Adult</b>	Misdemeanor	CM	23	▲	+64.3%	+9
	Other	OT	17	▲	+54.5%	+6
	Family Abuse - Protective Order	FP	5	▲	+400.0%	+4
	Show Cause	SC	5	▼	-28.6%	-2
	Civil Support	VS	3	▲	+50.0%	+1
	Capias	CA	1	▲	-	+1
	Felony	CF	1	▼	-88.9%	-8
	Motion - Protective Order	MP	1	▼	-66.7%	-2
	<b>Total</b>		<b>56</b>	▲	<b>19.1%</b>	<b>+9</b>
<b>Juvenile</b>	Custody Visitation	CV	21	▲	+110.0%	+11
	Traffic	T	8	▲	+33.3%	+2
	Misdemeanor	DM	4	▼	-73.3%	-11
	Status	ST	3	▲	+200.0%	+2
	Paternity	PT	2	▲	-	+2
	Felony	DF	1	▼	-75.0%	-3
	Foster Care Review	FC	1	▲	-	+1
	Permanency Planning	PH	1	▲	-	+1
	Abuse and Neglect	AN	0	▼	-100.0%	-1
	Child In Need of Services	CS	0	▼	-100.0%	-1
	Mental Commitment	MC	0	▼	-100.0%	-1
		<b>Total</b>		<b>41</b>	▲	<b>5.1%</b>
<b>GRAND TOTAL</b>			<b>97</b>	▲	12.8%	+11

Filings by Major Case Category\*\*

Category	Summary	Change	% Change	Absolute Change	
Adult Criminal	30	▲	+11.1%	+3	
Child Dependency	2	▲	+100.0%	+1	
Child in Need of Services/Supervision	0	▼	-100.0%	-1	
Custody and Visitation	23	▲	+130.0%	+13	
Delinquency	5	▼	-73.7%	-14	
Juvenile Miscellaneous	3	▲	+200.0%	+2	
Other	17	▼	+41.7%	+5	
Protective Orders	6	▲	+50.0%	+2	
Support	3	▼	-40.0%	-2	
Traffic	8	▲	+33.3%	+2	
<b>GRAND TOTAL</b>		<b>97</b>	▲	12.8%	+11

\* Compared to same time period as previous year

\*\* Case Type Categories are defined in the 2017 Virginia Judicial Workload Assessment

The data reported reflect the case management system. The case types reported may not necessitate judicial involvement.

2025 Overall GRAND TOTAL		Distribution of Caseload		Change*		Percentage (%) of Caseload		
<b>382</b>	-19 -4.7%	<b>Adult</b>	205 54%	21.3% ▲	+36	<b>Adult</b>	42.1%	53.7%
2025		<b>Juvenile</b>	177 46%	-23.7% ▼	-55	<b>Juvenile</b>	57.9%	46.3%
2024		<b>GRAND TOTAL</b>	<b>382</b> 100%	-4.7% ▼	-19	<b>GRAND TOTAL</b>	100%	100%

**Filings by Division & Code**

Division	Case Type Description	Code	Summary	Change	% Change	Absolute Change
<b>Adult</b>	Misdemeanor	CM	42	↔		-
	Other	OT	40	▲	+17.6%	+6
	Civil Support	VS	36	▲	+71.4%	+15
	Show Cause	SC	36	▲	+80.0%	+16
	Family Abuse - Protective Order	FP	23	▲	+91.7%	+11
	Capias	CA	11	▲	+120.0%	+6
	Felony	CF	11	▼	-60.7%	-17
	Violation of Protective Order	PV	3	▲	+50.0%	+1
	Motion - Protective Order	MP	2	▲	+100.0%	+1
	Non-Family Abuse Protective Order	AP	1	▼	-66.7%	-2
	Remand Support	RS	0	▼	-100.0%	-1
	<b>Total</b>		<b>205</b>	<b>▲</b>	<b>21.3%</b>	<b>+36</b>
<b>Juvenile</b>	Custody Visitation	CV	94	▲	+6.8%	+6
	Misdemeanor	DM	20	▼	-57.4%	-27
	Terminate Parental Rights	TP	13	▲	+550.0%	+11
	Felony	DF	8	▼	-55.6%	-10
	Abuse and Neglect	AN	7	▼	-30.0%	-3
	Initial Foster Care	IF	7	▼	-30.0%	-3
	Permanency Planning	PH	7	▲	+40.0%	+2
	Civil Violation	CI	3	↔		-
	Mental Commitment	MC	3	▼	-62.5%	-5
	Paternity	PT	3	▲	+200.0%	+2
	Special Immigrant Juvenile Status	SI	3	▲	-	+3
	Traffic	T	2	▼	-87.5%	-14
	Emergency Custody Order	EC	1	↔		-
	Entrustment	ET	1	▲	-	+1
	Foster Care Review	FC	1	▼	-90.0%	-9
	Show Cause	SC	1	▲	-	+1
	Status	ST	1	▼	-50.0%	-1
	Truancy	TR	1	↔		-
	Voluntary Continuing Services and Support Agree	VA	1	▲	-	+1
	Child In Need of Services	CS	0	▼	-100.0%	-2
	Non-Family Abuse Protective Order	AP	0	▼	-100.0%	-1
	Relief of Custody	CR	0	▼	-100.0%	-3
	Remand Custody	RC	0	▼	-100.0%	-1
	Remand Visitation	RV	0	▼	-100.0%	-1
	Temporary Detention Order	TD	0	▼	-100.0%	-2
	<b>Total</b>		<b>177</b>	<b>▼</b>	<b>-23.7%</b>	<b>-55</b>
<b>GRAND TOTAL</b>			<b>382</b>	<b>▼</b>	<b>-4.7%</b>	<b>-19</b>

**Filings by Major Case Category\*\***

Category	Summary	Change	% Change	Absolute Change
Adult Criminal	88	▲	-3.3%	-3
Child Dependency	37	▲	-7.5%	-3
Child in Need of Services/Supervision	1	▼	-66.7%	-2
Custody and Visitation	97	▲	+9.0%	+8
Delinquency	29	▲	-55.4%	-36

\* Compared to same time period as previous year      \*\* Case Type Categories are defined in the 2017 Virginia Judicial Workload Assessment

The data reported reflect the case management system. The case types reported may not necessitate judicial involvement.

Juvenile Miscellaneous	1	▼	-50.0%	-1
New to Workload Study	6	▲	+100.0%	+3
Other	44	▼	-8.3%	-4
Protective Orders	26	▲	+52.9%	+9
Support	51	▲	+88.9%	+24
Traffic	2	▼	-87.5%	-14
<b>GRAND TOTAL</b>	<b>382</b>	▼	-4.7%	-19

\* Compared to same time period as previous year

\*\* Case Type Categories are defined in the 2017 Virginia Judicial Workload Assessment

The data reported reflect the case management system. The case types reported may not necessitate judicial involvement.



2025 Overall GRAND TOTAL		Distribution of Caseload		Change*		Percentage (%) of Caseload			
<b>707</b>	+96 15.7%	<b>Adult</b>	389	55%	37.0% ▲	+105	<b>Adult</b>	46.5%	55.0%
2025		<b>Juvenile</b>	318	45%	-2.8% ▼	-9	<b>Juvenile</b>	53.5%	45.0%
2024		<b>GRAND TOTAL</b>	<b>707</b>	100%	15.7% ▲	+96	<b>GRAND TOTAL</b>	100%	100%

Filings by Division & Code

Division	Case Type Description	Code	Summary	Change	% Change	Absolute Change
<b>Adult</b>	Show Cause	SC	87	▲	+50.0%	+29
	Civil Support	VS	81	▲	+11.0%	+8
	Misdemeanor	CM	81	▲	+113.2%	+43
	Other	OT	50	▼	-2.0%	-1
	Family Abuse - Protective Order	FP	30	▲	+15.4%	+4
	Felony	CF	24	▲	+118.2%	+13
	Capias	CA	16	▲	+14.3%	+2
	Non-Family Abuse Protective Order	AP	7	▼	-12.5%	-1
	Violation of Protective Order	PV	7	▲	+133.3%	+4
	Remand Support	RS	3	▲	-	+3
	Motion - Protective Order	MP	2	↔	-	-
	Protective Order	PC	1	▲	-	+1
		<b>Total</b>		<b>389</b>	<b>▲</b>	<b>37.0%</b>
<b>Juvenile</b>	Custody Visitation	CV	183	▼	-10.3%	-21
	Misdemeanor	DM	52	▲	+79.3%	+23
	Traffic	T	22	▼	-21.4%	-6
	Felony	DF	8	↔	-	-
	Paternity	PT	6	▲	+200.0%	+4
	Remand Custody	RC	6	▲	-	+6
	Remand Visitation	RV	6	▲	-	+6
	Show Cause	SC	6	▲	+20.0%	+1
	Status	ST	5	▲	+150.0%	+3
	Abuse and Neglect	AN	4	▲	-	+4
	Permanency Planning	PH	4	▼	-50.0%	-4
	Truancy	TR	4	▲	+300.0%	+3
	Foster Care Review	FC	3	▼	-76.9%	-10
	Entrustment	ET	2	▲	-	+2
	Non-Family Abuse Protective Order	AP	2	▼	-66.7%	-4
	Voluntary Continuing Services and Support Agreem	VA	2	▼	-66.7%	-4
	Child In Need of Services	CS	1	▼	-66.7%	-2
	Mental Commitment	MC	1	▲	-	+1
	Other	OT	1	▼	-50.0%	-1
	Capias	CA	0	▼	-100.0%	-2
	Emancipation	EP	0	▼	-100.0%	-1
Initial Foster Care	IF	0	▼	-100.0%	-7	
	<b>Total</b>		<b>318</b>	<b>▼</b>	<b>-2.8%</b>	<b>-9</b>
	<b>GRAND TOTAL</b>		<b>707</b>	<b>▲</b>	<b>15.7%</b>	<b>+96</b>

Filings by Major Case Category\*\*

Category	Summary	Change	% Change	Absolute Change
Adult Criminal	162	▲	+107.7%	+84
Child Dependency	15	▲	-55.9%	-19
Child in Need of Services/Supervision	6	▲	+50.0%	+2
Custody and Visitation	189	▲	-8.3%	-17
Delinquency	65	▼	+47.7%	+21
Juvenile Miscellaneous	5	▲	+66.7%	+2
Other	67	▲	+26.4%	+14

\* Compared to same time period as previous year

\*\* Case Type Categories are defined in the 2017 Virginia Judicial Workload Assessment

The data reported reflect the case management system. The case types reported may not necessitate judicial involvement.

**CPSS - JCMS CASELOAD STATISTICS OF THE JUVENILE & DOMESTIC RELATIONS DISTRICT COURTS**  
 January 2025 thru February 2025 Filings (Compared to January 2024 thru February 2024)

Protective Orders	41	▼	-2.4%	-1
Support	135	▲	+13.4%	+16
Traffic	22	▼	-21.4%	-6
<b>GRAND TOTAL</b>	<b>707</b>	▲	15.7%	+96

\* Compared to same time period as previous year

\*\* Case Type Categories are defined in the 2017 Virginia Judicial Workload Assessment

The data reported reflect the case management system. The case types reported may not necessitate judicial involvement.

2025 Overall GRAND TOTAL		Distribution of Caseload		Change*		Percentage (%) of Caseload		
<b>226</b>	-46 -16.9%	<b>Adult</b>	104 46%	-14.8% ▼	-18	<b>Adult</b>	44.9%	46.0%
2025		<b>Juvenile</b>	122 54%	-18.7% ▼	-28	<b>Juvenile</b>	55.1%	54.0%
2024		<b>GRAND TOTAL</b>	<b>226</b> 100%	-16.9% ▼	-46	<b>GRAND TOTAL</b>	100%	100%

**Filings by Division & Code**

Division	Case Type Description	Code	Summary	Change	% Change	Absolute Change
<b>Adult</b>	Misdemeanor	CM	24	▲	+60.0%	+9
	Civil Support	VS	18	▼	-21.7%	-5
	Other	OT	17	▼	-5.6%	-1
	Show Cause	SC	17	▼	-41.4%	-12
	Family Abuse - Protective Order	FP	13	▲	+18.2%	+2
	Capias	CA	7	▲	+250.0%	+5
	Felony	CF	6	▼	-70.0%	-14
	Non-Family Abuse Protective Order	AP	1	▲	-	+1
	Restricted License for Non-Support	SL	1	▲	-	+1
	Motion - Protective Order	MP	0	▼	-100.0%	-1
	Remand Support	RS	0	▼	-100.0%	-3
	<b>Total</b>		<b>104</b>	▼	<b>-14.8%</b>	<b>-18</b>
<b>Juvenile</b>	Custody Visitation	CV	68	▼	-20.9%	-18
	Misdemeanor	DM	24	↔	-	-
	Abuse and Neglect	AN	5	▼	-44.4%	-4
	Civil Violation	CI	4	▲	+33.3%	+1
	Felony	DF	4	▲	+33.3%	+1
	Traffic	T	4	▼	-60.0%	-6
	Child In Need of Services	CS	3	▲	-	+3
	Permanency Planning	PH	3	▲	+200.0%	+2
	Voluntary Continuing Services and Support Agree	VA	3	▲	+50.0%	+1
	Truancy	TR	2	▼	-33.3%	-1
	Motion - Protective Order	MP	1	▲	-	+1
	Terminate Parental Rights	TP	1	▲	-	+1
	Capias	CA	0	▼	-100.0%	-1
	Initial Foster Care	IF	0	▼	-100.0%	-2
	Paternity	PT	0	▼	-100.0%	-1
	Status	ST	0	▼	-100.0%	-5
		<b>Total</b>		<b>122</b>	▼	<b>-18.7%</b>
<b>GRAND TOTAL</b>			<b>226</b>	▼	<b>-16.9%</b>	<b>-46</b>

**Filings by Major Case Category\*\***

Category	Summary	Change	% Change	Absolute Change	
Adult Criminal	50	▲	-18.0%	-11	
Child Dependency	12	▲	-14.3%	-2	
Child in Need of Services/Supervision	5	▲	+66.7%	+2	
Custody and Visitation	68	▼	-21.8%	-19	
Delinquency	28	▼	-	0	
Juvenile Miscellaneous	0	▼	-100.0%	-5	
New to Workload Study	4	▲	+33.3%	+1	
Other	17	▼	-19.0%	-4	
Protective Orders	15	▲	+25.0%	+3	
Support	23	▲	-17.9%	-5	
Traffic	4	▼	-60.0%	-6	
<b>GRAND TOTAL</b>		<b>226</b>	▼	<b>-16.9%</b>	<b>-46</b>

\* Compared to same time period as previous year

\*\* Case Type Categories are defined in the 2017 Virginia Judicial Workload Assessment

The data reported reflect the case management system. The case types reported may not necessitate judicial involvement.

\* Compared to same time period as previous year

\*\* Case Type Categories are defined in the 2017 Virginia Judicial Workload Assessment

The data reported reflect the case management system. The case types reported may not necessitate judicial involvement.

2025 Overall GRAND TOTAL		Distribution of Caseload		Change*		Percentage (%) of Caseload		
<b>79</b>	-15 -16.0%	<b>Adult</b>	41 52%	-30.5% ▼	-18	<b>Adult</b>	2024 62.8%	2025 51.9%
2025		<b>Juvenile</b>	38 48%	8.6% ▲	+3	<b>Juvenile</b>	37.2%	48.1%
2024		<b>GRAND TOTAL</b>	<b>79</b> 100%	-16.0% ▼	-15	<b>GRAND TOTAL</b>	100%	100%

Filings by Division & Code

Division	Case Type Description	Code	Summary	Change	% Change	Absolute Change
<b>Adult</b>	Misdemeanor	CM	14	▲	+16.7%	+2
	Show Cause	SC	11	▲	-	-
	Civil Support	VS	5	▼	-68.8%	-11
	Other	OT	4	▼	-60.0%	-6
	Family Abuse - Protective Order	FP	2	↔	-	-
	Felony	CF	2	▼	-33.3%	-1
	Motion - Protective Order	MP	2	▲	-	+2
	Capias	CA	1	▼	-75.0%	-3
	Non-Family Abuse Protective Order	AP	0	▼	-100.0%	-1
	<b>Total</b>			<b>41</b>	▼	<b>-30.5%</b>
<b>Juvenile</b>	Custody Visitation	CV	15	▼	-34.8%	-8
	Abuse and Neglect	AN	9	▲	-	+9
	Misdemeanor	DM	8	▲	+300.0%	+6
	Foster Care Review	FC	2	▲	-	+2
	Child In Need of Services	CS	1	▼	-50.0%	-1
	Felony	DF	1	↔	-	-
	Show Cause	SC	1	▲	-	+1
	Truancy	TR	1	▼	-83.3%	-5
	Paternity	PT	0	▼	-100.0%	-1
<b>Total</b>			<b>38</b>	▲	<b>8.6%</b>	<b>+3</b>
<b>GRAND TOTAL</b>			<b>79</b>	▼	<b>-16.0%</b>	<b>-15</b>

Filings by Major Case Category\*\*

Category	Summary	Change	% Change	Absolute Change
Adult Criminal	24	▼	-11.1%	-3
Child Dependency	11	▲	-	+11
Child in Need of Services/Supervision	2	▼	-75.0%	-6
Custody and Visitation	15	▼	-37.5%	-9
Delinquency	10	▲	+233.3%	+7
Other	4	▼	-60.0%	-6
Protective Orders	4	▲	+33.3%	+1
Support	9	▼	-52.6%	-10
<b>GRAND TOTAL</b>	<b>79</b>	▼	<b>-16.0%</b>	<b>-15</b>

\* Compared to same time period as previous year

\*\* Case Type Categories are defined in the 2017 Virginia Judicial Workload Assessment

The data reported reflect the case management system. The case types reported may not necessitate judicial involvement.

2025 Overall GRAND TOTAL		Distribution of Caseload		Change*		Percentage (%) of Caseload		
<b>80</b>	-13 -14.0%	<b>Adult</b>	45 56%	-26.2% ▼	-16	<b>Adult</b>	2024 65.6%	2025 56.3%
2025		<b>Juvenile</b>	35 44%	9.4% ▲	+3	<b>Juvenile</b>	34.4%	43.8%
2024		<b>GRAND TOTAL</b>	<b>80</b> 100%	-14.0% ▼	-13	<b>GRAND TOTAL</b>	100%	100%

Filings by Division & Code

Division	Case Type Description	Code	Summary	Change	% Change	Absolute Change
<b>Adult</b>	Violation of Protective Order	PV	19	▲	+1,800.0%	+18
	Show Cause	SC	10	▲	+11.1%	+1
	Civil Support	VS	5	▼	-44.4%	-4
	Misdemeanor	CM	5	▼	-76.2%	-16
	Other	OT	4	▼	-66.7%	-8
	Capias	CA	1	↔		-
	Family Abuse - Protective Order	FP	1	▼	-83.3%	-5
	Felony	CF	0	▼	-100.0%	-1
	Non-Family Abuse Protective Order	AP	0	▼	-100.0%	-1
	<b>Total</b>			<b>45</b>	▼	<b>-26.2%</b>
<b>Juvenile</b>	Custody Visitation	CV	15	▼	-31.8%	-7
	Misdemeanor	DM	10	▲	-	+10
	Felony	DF	3	▲	-	+3
	Foster Care Review	FC	3	▲	+50.0%	+1
	Traffic	T	2	▼	-50.0%	-2
	Emergency Custody Order	EC	1	▲	-	+1
	Truancy	TR	1	▼	-50.0%	-1
	Child In Need of Services	CS	0	▼	-100.0%	-1
	Non-Family Abuse Protective Order	AP	0	▼	-100.0%	-1
<b>Total</b>			<b>35</b>	▲	<b>9.4%</b>	<b>+3</b>
<b>GRAND TOTAL</b>			<b>80</b>	▼	<b>-14.0%</b>	<b>-13</b>

Filings by Major Case Category\*\*

Category	Summary	Change	% Change	Absolute Change
Adult Criminal	32	▲	+6.7%	+2
Child Dependency	3	▲	+50.0%	+1
Child in Need of Services/Supervision	1	▼	-66.7%	-2
Custody and Visitation	15	▼	-31.8%	-7
Delinquency	13	▲	-	+13
Other	5	▲	-58.3%	-7
Protective Orders	1	▼	-87.5%	-7
Support	8	▼	-33.3%	-4
Traffic	2	▼	-50.0%	-2
<b>GRAND TOTAL</b>	<b>80</b>	▼	<b>-14.0%</b>	<b>-13</b>

\* Compared to same time period as previous year

\*\* Case Type Categories are defined in the 2017 Virginia Judicial Workload Assessment

The data reported reflect the case management system. The case types reported may not necessitate judicial involvement.

2025 Overall GRAND TOTAL		Distribution of Caseload		Change*		Percentage (%) of Caseload			
	<b>44</b>	<b>Adult</b>	34	77%	61.9% ▲	+13	<b>Adult</b>	55.3%	77.3%
		<b>Juvenile</b>	10	23%	-41.2% ▼	-7	<b>Juvenile</b>	44.7%	22.7%
		<b>GRAND TOTAL</b>	<b>44</b>	100%	15.8% ▲	+6	<b>GRAND TOTAL</b>	100%	100%

**Filings by Division & Code**

Division	Case Type Description	Code	Summary	Change	% Change	Absolute Change
<b>Adult</b>	Misdemeanor	CM	8	▲	+33.3%	+2
	Other	OT	8	▲	+60.0%	+3
	Show Cause	SC	6	▲	-	+6
	Civil Support	VS	5	▲	+400.0%	+4
	Capias	CA	3	▼	-25.0%	-1
	Family Abuse - Protective Order	FP	3	▼	-25.0%	-1
	Felony	CF	1	▲	-	+1
	Restricted License for Non-Support	SL	0	▼	-100.0%	-1
	<b>Total</b>		<b>34</b>	▲	<b>61.9%</b>	<b>+13</b>
<b>Juvenile</b>	Custody Visitation	CV	7	↔	-	-
	Misdemeanor	DM	1	▼	-66.7%	-2
	Paternity	PT	1	▲	-	+1
	Traffic	T	1	▼	-75.0%	-3
	Child In Need of Services	CS	0	▼	-100.0%	-1
	Show Cause	SC	0	▼	-100.0%	-1
	Truancy	TR	0	▼	-100.0%	-1
	<b>Total</b>		<b>10</b>	▼	<b>-41.2%</b>	<b>-7</b>
	<b>GRAND TOTAL</b>		<b>44</b>	▲	<b>15.8%</b>	<b>+6</b>

**Filings by Major Case Category\*\***

Category	Summary	Change	% Change	Absolute Change
Adult Criminal	16	▲	+60.0%	+6
Child in Need of Services/Supervision	0	▼	-100.0%	-3
Custody and Visitation	8	▲	+14.3%	+1
Delinquency	1	▼	-66.7%	-2
Other	8	▲	+60.0%	+3
Protective Orders	3	▼	-25.0%	-1
Support	7	▲	+250.0%	+5
Traffic	1	▼	-75.0%	-3
	<b>GRAND TOTAL</b>	▲	<b>15.8%</b>	<b>+6</b>

\* Compared to same time period as previous year

\*\* Case Type Categories are defined in the 2017 Virginia Judicial Workload Assessment

The data reported reflect the case management system. The case types reported may not necessitate judicial involvement.

2025 Overall GRAND TOTAL		Distribution of Caseload			Change*		Percentage (%) of Caseload		
<b>1,503</b>	-74 -4.7%	<b>Adult</b>	816	54%	9.2% ▲	+69	<b>Adult</b>	47.4%	54.3%
2025		<b>Juvenile</b>	687	46%	-17.2% ▼	-143	<b>Juvenile</b>	52.6%	45.7%
2024		<b>GRAND TOTAL</b>	<b>1,503</b>	100%	-4.7% ▼	-74	<b>GRAND TOTAL</b>	100%	100%

Filings by Division & Code

Division	Case Type Description	Code	Summary	Change	% Change	Absolute Change	
<b>Adult</b>	Civil Support	VS	185	▲	+32.1%	+45	
	Show Cause	SC	178	▲	+6.0%	+10	
	Misdemeanor	CM	140	▲	+2.2%	+3	
	Other	OT	95	▼	-18.1%	-21	
	Family Abuse - Protective Order	FP	66	▲	+29.4%	+15	
	Capias	CA	59	▲	+136.0%	+34	
	Felony	CF	59	▼	-7.8%	-5	
	Motion - Protective Order	MP	13	▼	-31.6%	-6	
	Remand Support	RS	10	▼	-47.4%	-9	
	Non-Family Abuse Protective Order	AP	7	▲	+75.0%	+3	
	Violation of Protective Order	PV	4	▲	+100.0%	+2	
	Restricted License for Non-Support	SL	0	▼	-100.0%	-2	
	<b>Total</b>		<b>816</b>	▲	<b>9.2%</b>	<b>+69</b>	
<b>Juvenile</b>	Custody Visitation	CV	461	▼	-24.3%	-148	
	Misdemeanor	DM	55	▼	-21.4%	-15	
	Traffic	T	29	▲	+190.0%	+19	
	Paternity	PT	22	▲	+37.5%	+6	
	Truancy	TR	20	▲	+53.8%	+7	
	Felony	DF	15	▼	-16.7%	-3	
	Remand Custody	RC	14	▼	-26.3%	-5	
	Foster Care Review	FC	12	▲	+71.4%	+5	
	Remand Visitation	RV	12	▼	-36.8%	-7	
	Show Cause	SC	7	▼	+40.0%	+2	
	Special Immigrant Juvenile Status	SI	6	▲	+100.0%	+3	
	Voluntary Continuing Services and Support Agreen	VA	6	▲	+100.0%	+3	
	Initial Foster Care	IF	5	▲	+400.0%	+4	
	Status	ST	5	▲	+25.0%	+1	
	Temporary Detention Order	TD	4	▲	+100.0%	+2	
	Emergency Custody Order	EC	3	▲	-	+3	
	Motion - Protective Order	MP	3	▲	+200.0%	+2	
	Child In Need of Services	CS	2	▼	-81.8%	-9	
	Permanency Planning	PH	2	▼	-66.7%	-4	
	Abuse and Neglect	AN	1	▼	-80.0%	-4	
	Capias	CA	1	▲	-	+1	
	Child at Risk	RI	1	↔	-	-	
	Relief of Custody	CR	1	▲	-	+1	
	Non-Family Abuse Protective Order	AP	0	▼	-100.0%	-4	
	Other	OT	0	▼	-100.0%	-2	
	Violation Family Abuse Protective Order	PS	0	▼	-100.0%	-1	
		<b>Total</b>		<b>687</b>	▼	<b>-17.2%</b>	<b>-143</b>
		<b>GRAND TOTAL</b>		<b>1,503</b>	▼	<b>-4.7%</b>	<b>-74</b>

Filings by Major Case Category\*\*

Category	Summary	Change	% Change	Absolute Change
Adult Criminal	344	▲	+21.1%	+60
Child Dependency	28	▲	+21.7%	+5
Child in Need of Services/Supervision	22	▼	-12.0%	-3

\* Compared to same time period as previous year      \*\* Case Type Categories are defined in the 2017 Virginia Judicial Workload Assessment

The data reported reflect the case management system. The case types reported may not necessitate judicial involvement.



Custody and Visitation	483	▲	-22.7%	-142
Delinquency	78	▲	-16.1%	-15
Juvenile Miscellaneous	5	▲	+25.0%	+1
New to Workload Study	6	▲	+100.0%	+3
Other	138	▲	-22.0%	-39
Protective Orders	89	▲	+12.7%	+10
Support	281	▲	+10.6%	+27
Traffic	29	▲	+190.0%	+19
<b>GRAND TOTAL</b>	<b>1,503</b>	▼	-4.7%	-74

\* Compared to same time period as previous year

\*\* Case Type Categories are defined in the 2017 Virginia Judicial Workload Assessment

The data reported reflect the case management system. The case types reported may not necessitate judicial involvement.

2025 Overall GRAND TOTAL		Distribution of Caseload			Change*		Percentage (%) of Caseload		
<b>1,413</b> +75 5.6% 	2025 2024	Adult	716	51%	-0.4% ▼	-3	Adult	53.7%	50.7%
		Juvenile	697	49%	12.6% ▲	+78	Juvenile	46.3%	49.3%
<b>GRAND TOTAL</b>		<b>1,413</b>	100%	5.6% ▲	+75	<b>GRAND TOTAL</b>	100%	100%	

Filings by Division & Code

Division	Case Type Description	Code	Summary	Change	% Change	Absolute Change	
<b>Adult</b>	Civil Support	VS	183	▲	+44.1%	+56	
	Other	OT	150	▲	-8.0%	-13	
	Misdemeanor	CM	146	▼	-18.0%	-32	
	Show Cause	SC	106	▲	+2.9%	+3	
	Capias	CA	47	▲	+11.9%	+5	
	Family Abuse - Protective Order	FP	44	▲	+18.9%	+7	
	Felony	CF	28	▼	-49.1%	-27	
	Motion - Protective Order	MP	7	▲	+133.3%	+4	
	Non-Family Abuse Protective Order	AP	3	▼	-62.5%	-5	
	Remand Support	RS	1	▲	-	+1	
	Violation of Protective Order	PV	1	▲	-	+1	
	Emergency Custody Order	EC	0	▼	-100.0%	-2	
	Violation Family Abuse Protective Order	PS	0	▼	-100.0%	-1	
	Total			<b>716</b>	▼	<b>-0.4%</b>	<b>-3</b>
<b>Juvenile</b>	Custody Visitation	CV	466	▲	+30.2%	+108	
	Misdemeanor	DM	67	▲	+1.5%	+1	
	Paternity	PT	33	▼	-50.0%	-33	
	Traffic	T	30	▼	-3.2%	-1	
	Felony	DF	19	▲	+35.7%	+5	
	Permanency Planning	PH	15	▲	+400.0%	+12	
	Foster Care Review	FC	10	▼	-9.1%	-1	
	Status	ST	8	▲	+14.3%	+1	
	Capias	CA	7	▲	+600.0%	+6	
	Non-Family Abuse Protective Order	AP	6	▲	+500.0%	+5	
	Other	OT	6	↔	-	-	
	Special Immigrant Juvenile Status	SI	5	▼	-75.0%	-15	
	Terminate Parental Rights	TP	5	▲	-	+5	
	Child In Need of Services	CS	3	▼	-50.0%	-3	
	Remand Custody	RC	3	▲	+50.0%	+1	
	Remand Visitation	RV	3	▲	+50.0%	+1	
	Show Cause	SC	3	▼	-25.0%	-1	
	Temporary Detention Order	TD	3	▼	-40.0%	-2	
	Initial Foster Care	IF	2	▲	-	+2	
	Voluntary Continuing Services and Support Agreen	VA	2	▲	-	+2	
	Family Abuse - Protective Order	FP	1	▲	-	+1	
	Abuse and Neglect	AN	0	▼	-100.0%	-5	
	Civil Violation	CI	0	▼	-100.0%	-1	
	Emergency Custody Order	EC	0	▼	-100.0%	-1	
	Truancy	TR	0	▼	-100.0%	-9	
	Total			<b>697</b>	▲	<b>12.6%</b>	<b>+78</b>
	<b>GRAND TOTAL</b>			<b>1,413</b>	▲	<b>5.6%</b>	<b>+75</b>

Filings by Major Case Category\*\*

Category	Summary	Change	% Change	Absolute Change
Adult Criminal	274	▲	-24.3%	-88
Child Dependency	34	▲	+78.9%	+15
Child in Need of Services/Supervision	3	▼	-80.0%	-12

\* Compared to same time period as previous year      \*\* Case Type Categories are defined in the 2017 Virginia Judicial Workload Assessment

The data reported reflect the case management system. The case types reported may not necessitate judicial involvement.

**CPSS - JCMS CASELOAD STATISTICS OF THE JUVENILE & DOMESTIC RELATIONS DISTRICT COURTS**  
 January 2025 thru February 2025 Filings (Compared to January 2024 thru February 2024)

**Stafford**

District: 15 FIPS: 179

Custody and Visitation	499	▼	+17.7%	+75
Delinquency	96	▲	+12.9%	+11
Juvenile Miscellaneous	8	▲	+14.3%	+1
New to Workload Study	5	▼	-76.2%	-16
Other	166	▲	-8.3%	-15
Protective Orders	61	▲	+24.5%	+12
Support	237	▲	+64.6%	+93
Traffic	30	▼	-3.2%	-1
<b>GRAND TOTAL</b>	<b>1,413</b>	▲	5.6%	+75

\* Compared to same time period as previous year

\*\* Case Type Categories are defined in the 2017 Virginia Judicial Workload Assessment

The data reported reflect the case management system. The case types reported may not necessitate judicial involvement.

2025 Overall GRAND TOTAL		Distribution of Caseload		Change*		Percentage (%) of Caseload		
<b>216</b>	-35 -13.9%	<b>Adult</b>	105 49%	-24.5% ▼	-34	<b>Adult</b>	55.4%	48.6%
2025		<b>Juvenile</b>	111 51%	-0.9% ▼	-1	<b>Juvenile</b>	44.6%	51.4%
2024		<b>GRAND TOTAL</b>	<b>216</b> 100%	-13.9% ▼	-35	<b>GRAND TOTAL</b>	100%	100%

**Filings by Division & Code**

Division	Case Type Description	Code	Summary	Change	% Change	Absolute Change
<b>Adult</b>	Show Cause	SC	31	▲	+82.4%	+14
	Misdemeanor	CM	25	▼	-10.7%	-3
	Civil Support	VS	18	▼	-41.9%	-13
	Other	OT	12	▼	-58.6%	-17
	Capias	CA	9	▲	+200.0%	+6
	Family Abuse - Protective Order	FP	3	▼	-83.3%	-15
	Felony	CF	3	▼	-62.5%	-5
	Motion - Protective Order	MP	2	↔		-
	Non-Family Abuse Protective Order	AP	1	↔		-
	Remand Support	RS	1	▼	-50.0%	-1
	<b>Total</b>		<b>105</b>	▼	<b>-24.5%</b>	<b>-34</b>
<b>Juvenile</b>	Custody Visitation	CV	69	↔		-
	Civil Violation	CI	8	▲	+700.0%	+7
	Status	ST	8	▲	-	+8
	Misdemeanor	DM	7	▼	-36.4%	-4
	Child In Need of Services	CS	4	↔		-
	Traffic	T	4	▼	-50.0%	-4
	Truancy	TR	4	▲	+100.0%	+2
	Motion - Protective Order	MP	2	▲	-	+2
	Child at Risk	RI	1	▲	-	+1
	Foster Care Review	FC	1	↔		-
	Paternity	PT	1	▼	-50.0%	-1
	Temporary Detention Order	TD	1	▲	-	+1
	Terminate Parental Rights	TP	1	▲	-	+1
	Emergency Custody Order	EC	0	▼	-100.0%	-1
	Felony	DF	0	▼	-100.0%	-3
	Permanency Planning	PH	0	▼	-100.0%	-1
	Remand Custody	RC	0	▼	-100.0%	-4
	Remand Visitation	RV	0	▼	-100.0%	-4
Voluntary Continuing Services and Support Agreem	VA	0	▼	-100.0%	-1	
	<b>Total</b>		<b>111</b>	▼	<b>-0.9%</b>	<b>-1</b>
<b>GRAND TOTAL</b>			<b>216</b>	▼	<b>-13.9%</b>	<b>-35</b>

**Filings by Major Case Category\*\***

Category	Summary	Change	% Change	Absolute Change
Adult Criminal	54	▲	+10.2%	+5
Child Dependency	3	▲		0
Child in Need of Services/Supervision	8	▲	+33.3%	+2
Custody and Visitation	70	▼	-1.4%	-1
Delinquency	7	▼	-50.0%	-7
Juvenile Miscellaneous	8	▲	-	+8
New to Workload Study	8	▲	+700.0%	+7
Other	14	▲	-65.0%	-26
Protective Orders	8	▲	-61.9%	-13
Support	32	▲	-15.8%	-6
Traffic	4	▼	-50.0%	-4

\* Compared to same time period as previous year      \*\* Case Type Categories are defined in the 2017 Virginia Judicial Workload Assessment

The data reported reflect the case management system. The case types reported may not necessitate judicial involvement.

**GRAND TOTAL**

**216**



-13.9%

-35

\* Compared to same time period as previous year

\*\* Case Type Categories are defined in the 2017 Virginia Judicial Workload Assessment

The data reported reflect the case management system. The case types reported may not necessitate judicial involvement.

2025 Overall GRAND TOTAL		Distribution of Caseload		Change*		Percentage (%) of Caseload			
<b>648</b>	+161 33.1%	<b>Adult</b>	317	49%	22.9% ▲	+59	<b>Adult</b>	53.0%	48.9%
2025		<b>Juvenile</b>	331	51%	44.5% ▲	+102	<b>Juvenile</b>	47.0%	51.1%
2024		<b>GRAND TOTAL</b>	<b>648</b>	100%	33.1% ▲	+161	<b>GRAND TOTAL</b>	100%	100%

Filings by Division & Code

Division	Case Type Description	Code	Summary	Change	% Change	Absolute Change
<b>Adult</b>	Misdemeanor	CM	77	▲	+35.1%	+20
	Show Cause	SC	74	▲	+13.8%	+9
	Other	OT	57	▲	+9.6%	+5
	Civil Support	VS	42	▲	+44.8%	+13
	Capias	CA	21	▲	+162.5%	+13
	Family Abuse - Protective Order	FP	20	▼	-13.0%	-3
	Motion - Protective Order	MP	11	▲	+120.0%	+6
	Felony	CF	9	▲	+12.5%	+1
	Non-Family Abuse Protective Order	AP	3	▼	-50.0%	-3
	Remand Support	RS	1	↔		-
	Violation Family Abuse Protective Order	PS	1	▲	-	+1
	Violation of Protective Order	PV	1	▼	-75.0%	-3
		<b>Total</b>		<b>317</b>	<b>▲</b>	<b>22.9%</b>
<b>Juvenile</b>	Custody Visitation	CV	200	▲	+119.8%	+109
	Misdemeanor	DM	28	▲	+16.7%	+4
	Traffic	T	18	▼	-21.7%	-5
	Abuse and Neglect	AN	17	▲	+6.3%	+1
	Permanency Planning	PH	11	▲	+57.1%	+4
	Foster Care Review	FC	10	▼	-9.1%	-1
	Terminate Parental Rights	TP	10	▲	-	+10
	Motion - Protective Order	MP	9	▲	+12.5%	+1
	Special Immigrant Juvenile Status	SI	7	▲	+16.7%	+1
	Paternity	PT	6	▲	+50.0%	+2
	Felony	DF	5	▼	-16.7%	-1
	Status	ST	4	▲	+300.0%	+3
	Initial Foster Care	IF	1	▼	-83.3%	-5
	Non-Family Abuse Protective Order	AP	1	▼	-66.7%	-2
	Other	OT	1	▼	-75.0%	-3
	Remand Custody	RC	1	▼	-50.0%	-1
	Remand Visitation	RV	1	▼	-50.0%	-1
	Truancy	TR	1	▼	-66.7%	-2
	Child In Need of Services	CS	0	▼	-100.0%	-2
	Civil Violation	CI	0	▼	-100.0%	-1
	Emergency Custody Order	EC	0	▼	-100.0%	-1
	Temporary Detention Order	TD	0	▼	-100.0%	-7
	Voluntary Continuing Services and Support Agreem	VA	0	▼	-100.0%	-1
	<b>Total</b>		<b>331</b>	<b>▲</b>	<b>44.5%</b>	<b>+102</b>
<b>GRAND TOTAL</b>			<b>648</b>	<b>▲</b>	<b>33.1%</b>	<b>+161</b>

Filings by Major Case Category\*\*

Category	Summary	Change	% Change	Absolute Change
Adult Criminal	144	▲	+23.1%	+27
Child Dependency	49	▲	+19.5%	+8
Child in Need of Services/Supervision	1	▼	-80.0%	-4
Custody and Visitation	206	▲	+116.8%	+111
Delinquency	33	↔	+10.0%	+3
Juvenile Miscellaneous	4	▲	+300.0%	+3

\* Compared to same time period as previous year

\*\* Case Type Categories are defined in the 2017 Virginia Judicial Workload Assessment

The data reported reflect the case management system. The case types reported may not necessitate judicial involvement.

New to Workload Study	7	▼		0
Other	61	▼	-11.6%	-8
Protective Orders	44	▲	-2.2%	-1
Support	81	▲	+50.0%	+27
Traffic	18	▼	-21.7%	-5
<b>GRAND TOTAL</b>	<b>648</b>	▲	33.1%	+161

\* Compared to same time period as previous year

\*\* Case Type Categories are defined in the 2017 Virginia Judicial Workload Assessment

The data reported reflect the case management system. The case types reported may not necessitate judicial involvement.

2025 Overall GRAND TOTAL		Distribution of Caseload			Change*		Percentage (%) of Caseload			
<b>311</b> 	+9	<b>Adult</b>	175	56%	-18.6%	▼	-40	<b>Adult</b>	71.2%	56.3%
	3.0%	<b>Juvenile</b>	136	44%	56.3%	▲	+49	<b>Juvenile</b>	28.8%	43.7%
		<b>GRAND TOTAL</b>	<b>311</b>	100%	3.0%	▲	+9	<b>GRAND TOTAL</b>	100%	100%

**Filings by Division & Code**

Division	Case Type Description	Code	Summary	Change	% Change	Absolute Change
<b>Adult</b>	Other	OT	45	▲	+40.6%	+13
	Show Cause	SC	40	▼	-29.8%	-17
	Misdemeanor	CM	33	▼	-42.1%	-24
	Civil Support	VS	19	▼	-13.6%	-3
	Felony	CF	12	▲	+20.0%	+2
	Family Abuse - Protective Order	FP	8	▼	-11.1%	-1
	Capias	CA	7	▼	-65.0%	-13
	Violation of Protective Order	PV	5	↔		-
	Non-Family Abuse Protective Order	AP	4	▲	+300.0%	+3
	Motion - Protective Order	MP	1	↔		-
	Remand Support	RS	1	↔		-
	<b>Total</b>		<b>175</b>	▼	<b>-18.6%</b>	<b>-40</b>
<b>Juvenile</b>	Custody Visitation	CV	48	▲	+65.5%	+19
	Permanency Planning	PH	17	▲	+750.0%	+15
	Foster Care Review	FC	13	▲	+62.5%	+5
	Misdemeanor	DM	12	▲	+50.0%	+4
	Abuse and Neglect	AN	11	▼	-8.3%	-1
	Terminate Parental Rights	TP	8	▲	-	+8
	Traffic	T	4	▼	-55.6%	-5
	Felony	DF	3	▼	-40.0%	-2
	Initial Foster Care	IF	3	▼	-40.0%	-2
	Motion - Protective Order	MP	2	↔		-
	Non-Family Abuse Protective Order	AP	2	▲	-	+2
	Other	OT	2	▲	+100.0%	+1
	Paternity	PT	2	↔		-
	Temporary Detention Order	TD	2	▲	+100.0%	+1
	Truancy	TR	2	▲	-	+2
	Child In Need of Services	CS	1	▲	-	+1
	Emergency Custody Order	EC	1	▲	-	+1
	Show Cause	SC	1	↔		-
	Special Immigrant Juvenile Status	SI	1	▲	-	+1
	Status	ST	1	↔		-
Voluntary Continuing Services and Support Agreem	VA	0	▼	-100.0%	-1	
	<b>Total</b>		<b>136</b>	▲	<b>56.3%</b>	<b>+49</b>
<b>GRAND TOTAL</b>			<b>311</b>	▲	3.0%	+9

**Filings by Major Case Category\*\***

Category	Summary	Change	% Change	Absolute Change
Adult Criminal	73	▼	-37.1%	-43
Child Dependency	52	▲	+85.7%	+24
Child in Need of Services/Supervision	3	▲	-	+3
Custody and Visitation	50	▲	+61.3%	+19
Delinquency	16	▲	+14.3%	+2
Juvenile Miscellaneous	1	▼	-50.0%	-1
New to Workload Study	1	▲	-	+1
Other	51	▲	+50.0%	+17

\* Compared to same time period as previous year      \*\* Case Type Categories are defined in the 2017 Virginia Judicial Workload Assessment

The data reported reflect the case management system. The case types reported may not necessitate judicial involvement.



Protective Orders	17	▲	+30.8%	+4
Support	43	▼	-21.8%	-12
Traffic	4	▼	-55.6%	-5
<b>GRAND TOTAL</b>	<b>311</b>	▲	3.0%	+9

\* Compared to same time period as previous year

\*\* Case Type Categories are defined in the 2017 Virginia Judicial Workload Assessment

The data reported reflect the case management system. The case types reported may not necessitate judicial involvement.

2025 Overall GRAND TOTAL		Distribution of Caseload		Change*		Percentage (%) of Caseload		
<b>501</b>	-41 -7.6%	<b>Adult</b>	281 56%	3.7% ▲	+10	<b>Adult</b>	2024 50.0%	2025 56.1%
2025		<b>Juvenile</b>	220 44%	-18.8% ▼	-51	<b>Juvenile</b>	50.0%	43.9%
2024		<b>GRAND TOTAL</b>	<b>501</b> 100%	-7.6% ▼	-41	<b>GRAND TOTAL</b>	100%	100%

Filings by Division & Code

Division	Case Type Description	Code	Summary	Change	% Change	Absolute Change
<b>Adult</b>	Show Cause	SC	67	▼	-33.0%	-33
	Misdemeanor	CM	57	▲	+72.7%	+24
	Civil Support	VS	48	▼	-21.3%	-13
	Other	OT	39	▲	+44.4%	+12
	Family Abuse - Protective Order	FP	30	▲	+150.0%	+18
	Felony	CF	18	▲	+80.0%	+8
	Capias	CA	12	▲	-25.0%	-4
	Motion - Protective Order	MP	3	↔		-
	Remand Support	RS	3	▲	+50.0%	+1
	Non-Family Abuse Protective Order	AP	2	↔		-
	Violation of Protective Order	PV	2	▼	-33.3%	-1
	Restricted License for Non-Support	SL	0	▼	-100.0%	-2
		<b>Total</b>		<b>281</b>	<b>▲</b>	<b>3.7%</b>
<b>Juvenile</b>	Custody Visitation	CV	134	▼	-27.2%	-50
	Misdemeanor	DM	26	▲	+13.0%	+3
	Traffic	T	17	▲	+21.4%	+3
	Permanency Planning	PH	7	▲	+600.0%	+6
	Remand Custody	RC	5	▲	-	+5
	Remand Visitation	RV	5	▲	-	+5
	Special Immigrant Juvenile Status	SI	4	▼	-69.2%	-9
	Child In Need of Services	CS	3	↔		-
	Foster Care Review	FC	3	▲	-	+3
	Abuse and Neglect	AN	2	▼	-50.0%	-2
	Entrustment	ET	2	▲	+100.0%	+1
	Felony	DF	2	▼	-71.4%	-5
	Non-Family Abuse Protective Order	AP	2	↔		-
	Show Cause	SC	2	▼	-71.4%	-5
	Capias	CA	1	▲	-	+1
	Motion - Protective Order	MP	1	▲	-	+1
	Other	OT	1	▲	-	+1
	Paternity	PT	1	▼	-80.0%	-4
	Temporary Detention Order	TD	1	↔		-
	Truancy	TR	1	▼	-50.0%	-1
	Civil Violation	CI	0	▼	-100.0%	-3
	Status	ST	0	▼	-100.0%	-1
		<b>Total</b>		<b>220</b>	<b>▼</b>	<b>-18.8%</b>
<b>GRAND TOTAL</b>			<b>501</b>	<b>▼</b>	<b>-7.6%</b>	<b>-41</b>

Filings by Major Case Category\*\*

Category	Summary	Change	% Change	Absolute Change
Adult Criminal	116	▼	-12.8%	-17
Child Dependency	14	▲	+133.3%	+8
Child in Need of Services/Supervision	5	▼	-54.5%	-6
Custody and Visitation	135	▼	-28.6%	-54
Delinquency	30	▲	-3.2%	-1
Juvenile Miscellaneous	0	▼	-100.0%	-1
New to Workload Study	4	▼	-75.0%	-12

\* Compared to same time period as previous year

\*\* Case Type Categories are defined in the 2017 Virginia Judicial Workload Assessment

The data reported reflect the case management system. The case types reported may not necessitate judicial involvement.

**CPSS - JCMS CASELOAD STATISTICS OF THE JUVENILE & DOMESTIC RELATIONS DISTRICT COURTS**  
 January 2025 thru February 2025 Filings (Compared to January 2024 thru February 2024)

Other	54	▲	+80.0%	+24
Protective Orders	38	▲	+100.0%	+19
Support	88	▲	-4.3%	-4
Traffic	17	▲	+21.4%	+3
<b>GRAND TOTAL</b>	<b>501</b>	▼	-7.6%	-41

\* Compared to same time period as previous year

\*\* Case Type Categories are defined in the 2017 Virginia Judicial Workload Assessment

The data reported reflect the case management system. The case types reported may not necessitate judicial involvement.

2025 Overall GRAND TOTAL		Distribution of Caseload		Change*		Percentage (%) of Caseload		
<b>209</b>	-40 -16.1%	<b>Adult</b>	79 38%	-49.7% ▼	-78	<b>Adult</b>	2024 63.1%	2025 37.8%
2025		<b>Juvenile</b>	130 62%	41.3% ▲	+38	<b>Juvenile</b>	36.9%	62.2%
2024		<b>GRAND TOTAL</b>	<b>209</b> 100%	-16.1% ▼	-40	<b>GRAND TOTAL</b>	100%	100%

Filings by Division & Code

Division	Case Type Description	Code	Summary	Change	% Change	Absolute Change
<b>Adult</b>	Show Cause	SC	22	▼	-45.0%	-18
	Other	OT	12	▼	-57.1%	-16
	Civil Support	VS	11	▼	-35.3%	-6
	Family Abuse - Protective Order	FP	11	▼	-15.4%	-2
	Misdemeanor	CM	8	▼	-68.0%	-17
	Capias	CA	6	↔		-
	Felony	CF	3	▼	-80.0%	-12
	Non-Family Abuse Protective Order	AP	2	▲	+100.0%	+1
	Remand Support	RS	2	▼	-80.0%	-8
	Motion - Protective Order	MP	1	▲	-	+1
	Violation of Protective Order	PV	1	↔		-
	Bond Forfeiture	BF	0	▼	-100.0%	-1
		<b>Total</b>		<b>79</b>	▼	<b>-49.7%</b>
<b>Juvenile</b>	Custody Visitation	CV	75	▲	+47.1%	+24
	Abuse and Neglect	AN	9	▲	+350.0%	+7
	Misdemeanor	DM	7	↔		-
	Felony	DF	5	▲	-	+5
	Show Cause	SC	5	▲	-	+5
	Initial Foster Care	IF	4	▼	-20.0%	-1
	Permanency Planning	PH	4	↔		-
	Child In Need of Services	CS	3	▲	+50.0%	+1
	Family Abuse - Protective Order	FP	3	▲	-	+3
	Motion - Protective Order	MP	3	▲	-	+3
	Non-Family Abuse Protective Order	AP	3	▲	-	+3
	Civil Violation	CI	2	▲	-	+2
	Remand Custody	RC	2	▼	-71.4%	-5
	Temporary Detention Order	TD	2	▲	-	+2
	Foster Care Review	FC	1	▼	-50.0%	-1
	Traffic	T	1	▼	-66.7%	-2
	Truancy	TR	1	▲	-	+1
	Remand Visitation	RV	0	▼	-100.0%	-7
	Voluntary Continuing Services and Support Agree	VA	0	▼	-100.0%	-2
	<b>Total</b>		<b>130</b>	▲	<b>41.3%</b>	<b>+38</b>
<b>GRAND TOTAL</b>			<b>209</b>	▼	<b>-16.1%</b>	<b>-40</b>

Filings by Major Case Category\*\*

Category	Summary	Change	% Change	Absolute Change
Adult Criminal	31	▼	-61.7%	-50
Child Dependency	18	▲	+20.0%	+3
Child in Need of Services/Supervision	4	▲	+100.0%	+2
Custody and Visitation	75	▲	+47.1%	+24
Delinquency	17	▲	+142.9%	+10
New to Workload Study	2	▲	-	+2
Other	18	▲	-65.4%	-34
Protective Orders	23	▲	+64.3%	+9
Support	20	▼	-16.7%	-4

\* Compared to same time period as previous year

\*\* Case Type Categories are defined in the 2017 Virginia Judicial Workload Assessment

The data reported reflect the case management system. The case types reported may not necessitate judicial involvement.

Traffic		1	▼	-66.7%	-2
	<b>GRAND TOTAL</b>	<b>209</b>	▼	-16.1%	-40

\* Compared to same time period as previous year

\*\* Case Type Categories are defined in the 2017 Virginia Judicial Workload Assessment

The data reported reflect the case management system. The case types reported may not necessitate judicial involvement.

2025 Overall GRAND TOTAL		Distribution of Caseload		Change*		Percentage (%) of Caseload			
<b>149</b> +46 44.7% 		<b>Adult</b>	63	42%	16.7% ▲	+9	<b>Adult</b>	52.4%	42.3%
		<b>Juvenile</b>	86	58%	75.5% ▲	+37	<b>Juvenile</b>	47.6%	57.7%
		<b>GRAND TOTAL</b>	<b>149</b>	100%	44.7% ▲	+46	<b>GRAND TOTAL</b>	100%	100%

Filings by Division & Code

Division	Case Type Description	Code	Summary	Change	% Change	Absolute Change
<b>Adult</b>	Misdemeanor	CM	23	▲	+64.3%	+9
	Other	OT	15	▲	+25.0%	+3
	Civil Support	VS	12	▲	+200.0%	+8
	Capias	CA	3	▲	+50.0%	+1
	Felony	CF	3	▼	-62.5%	-5
	Violation of Protective Order	PV	3	▲	+200.0%	+2
	Family Abuse - Protective Order	FP	2	▼	-66.7%	-4
	Show Cause	SC	2	▼	-71.4%	-5
	<b>Total</b>		<b>63</b>	▲	<b>16.7%</b>	<b>+9</b>
<b>Juvenile</b>	Custody Visitation	CV	53	▲	+278.6%	+39
	Traffic	T	17	▲	+54.5%	+6
	Misdemeanor	DM	9	▼	-35.7%	-5
	Felony	DF	4	▲	+33.3%	+1
	Other	OT	1	▲	-	+1
	Paternity	PT	1	▲	-	+1
	Status	ST	1	▼	-50.0%	-1
	Abuse and Neglect	AN	0	▼	-100.0%	-1
	Permanency Planning	PH	0	▼	-100.0%	-2
	Voluntary Continuing Services and Support Aqreen	VA	0	▼	-100.0%	-2
	<b>Total</b>		<b>86</b>	▲	<b>75.5%</b>	<b>+37</b>
	<b>GRAND TOTAL</b>		<b>149</b>	▲	<b>44.7%</b>	<b>+46</b>

Filings by Major Case Category\*\*

Category	Summary	Change	% Change	Absolute Change		
Adult Criminal	32	▲	+14.3%	+4		
Child Dependency	0	▼	-100.0%	-5		
Custody and Visitation	54	▲	+285.7%	+40		
Delinquency	13	▼	-23.5%	-4		
Juvenile Miscellaneous	1	▼	-50.0%	-1		
Other	16	▲	+33.3%	+4		
Protective Orders	2	▼	-66.7%	-4		
Support	14	▲	+75.0%	+6		
Traffic	17	▲	+54.5%	+6		
	<b>GRAND TOTAL</b>		<b>149</b>	▲	<b>44.7%</b>	<b>+46</b>

\* Compared to same time period as previous year

\*\* Case Type Categories are defined in the 2017 Virginia Judicial Workload Assessment

The data reported reflect the case management system. The case types reported may not necessitate judicial involvement.

2025 Overall GRAND TOTAL		Distribution of Caseload			Change*		Percentage (%) of Caseload		
<b>175</b> +4 2.3% 	Adult	96	55%	23.1% ▲	+18	Adult	2024	2025	
	Juvenile	79	45%	-15.1% ▼	-14	Juvenile	45.6%	54.9%	
<b>GRAND TOTAL</b>		<b>175</b>	100%	2.3% ▲	+4	<b>GRAND TOTAL</b>	100%	100%	

Filings by Division & Code

Division	Case Type Description	Code	Summary	Change	% Change	Absolute Change
<b>Adult</b>	Civil Support	VS	23	▲	+228.6%	+16
	Show Cause	SC	23	▲	+9.5%	+2
	Other	OT	14	▲	+27.3%	+3
	Misdemeanor	CM	13	▲	+30.0%	+3
	Family Abuse - Protective Order	FP	10	▼	-9.1%	-1
	Felony	CF	5	▼	-16.7%	-1
	Motion - Protective Order	MP	5	▲	-	+5
	Capias	CA	2	▼	-77.8%	-7
	Non-Family Abuse Protective Order	AP	1	▼	-66.7%	-2
	Total			<b>96</b>	▲	<b>23.1%</b>
<b>Juvenile</b>	Custody Visitation	CV	53	▲	+8.2%	+4
	Foster Care Review	FC	5	▲	+400.0%	+4
	Traffic	T	4	▼	-69.2%	-9
	Abuse and Neglect	AN	3	▲	+200.0%	+2
	Misdemeanor	DM	3	▼	-78.6%	-11
	Entrustment	ET	1	▲	-	+1
	Initial Foster Care	IF	1	↔	-	-
	Non-Family Abuse Protective Order	AP	1	▼	-80.0%	-4
	Other	OT	1	▲	-	+1
	Paternity	PT	1	▲	-	+1
	Permanency Planning	PH	1	↔	-	-
	Remand Custody	RC	1	▲	-	+1
	Remand Visitation	RV	1	▲	-	+1
	Special Immigrant Juvenile Status	SI	1	▼	-66.7%	-2
	Temporary Detention Order	TD	1	▲	-	+1
	Truancy	TR	1	▲	-	+1
	Child In Need of Services	CS	0	▼	-100.0%	-2
	Felony	DF	0	▼	-100.0%	-1
	Show Cause	SC	0	▼	-100.0%	-2
	Total			<b>79</b>	▼	<b>-15.1%</b>
<b>GRAND TOTAL</b>			<b>175</b>	▲	2.3%	+4

Filings by Major Case Category\*\*

Category	Summary	Change	% Change	Absolute Change	
Adult Criminal	34	▼	-5.6%	-2	
Child Dependency	11	▲	+175.0%	+7	
Child in Need of Services/Supervision	1	▲	-50.0%	-1	
Custody and Visitation	54	▲	+10.2%	+5	
Delinquency	3	▼	-82.4%	-14	
New to Workload Study	1	▼	-66.7%	-2	
Other	18	▲	+63.6%	+7	
Protective Orders	17	▲	-10.5%	-2	
Support	32	▲	+88.2%	+15	
Traffic	4	▼	-69.2%	-9	
<b>GRAND TOTAL</b>		<b>175</b>	▲	2.3%	+4

\* Compared to same time period as previous year

\*\* Case Type Categories are defined in the 2017 Virginia Judicial Workload Assessment

The data reported reflect the case management system. The case types reported may not necessitate judicial involvement.

\* Compared to same time period as previous year

\*\* Case Type Categories are defined in the 2017 Virginia Judicial Workload Assessment

The data reported reflect the case management system. The case types reported may not necessitate judicial involvement.



2025 Overall GRAND TOTAL		Distribution of Caseload		Change*		Percentage (%) of Caseload		
<b>330</b>	-91 -21.6%	<b>Adult</b>	237 72%	-4.8% ▼	-12	<b>Adult</b>	59.1%	71.8%
2025		<b>Juvenile</b>	93 28%	-45.9% ▼	-79	<b>Juvenile</b>	40.9%	28.2%
2024		<b>GRAND TOTAL</b>	<b>330</b> 100%	-21.6% ▼	-91	<b>GRAND TOTAL</b>	100%	100%

Filings by Division & Code

Division	Case Type Description	Code	Summary	Change	% Change	Absolute Change
<b>Adult</b>	Show Cause	SC	66	▲	+37.5%	+18
	Misdemeanor	CM	62	▼	-27.9%	-24
	Other	OT	45	▲	+21.6%	+8
	Civil Support	VS	18	▼	-28.0%	-7
	Felony	CF	17	▼	-45.2%	-14
	Capias	CA	13	▲	+116.7%	+7
	Family Abuse - Protective Order	FP	12	▲	+33.3%	+3
	Motion - Protective Order	MP	2	▼	-33.3%	-1
	Remand Support	RS	1	▲	-	+1
	Violation of Protective Order	PV	1	▼	-66.7%	-2
	Restricted License for Non-Support	SL	0	▼	-100.0%	-1
		<b>Total</b>		<b>237</b>	▼	<b>-4.8%</b>
<b>Juvenile</b>	Custody Visitation	CV	52	▼	-55.2%	-64
	Traffic	T	8	▼	-50.0%	-8
	Abuse and Neglect	AN	7	▲	-	+7
	Misdemeanor	DM	7	▼	-53.3%	-8
	Permanency Planning	PH	4	▲	+100.0%	+2
	Terminate Parental Rights	TP	4	▲	-	+4
	Paternity	PT	3	▲	+50.0%	+1
	Child In Need of Services	CS	2	▼	-33.3%	-1
	Capias	CA	1	▼	-66.7%	-2
	Initial Foster Care	IF	1	↔	-	-
	Remand Custody	RC	1	▲	-	+1
	Remand Visitation	RV	1	▲	-	+1
	Temporary Detention Order	TD	1	▲	-	+1
	Truancy	TR	1	↔	-	-
	Civil Violation	CI	0	▼	-100.0%	-2
	Emergency Custody Order	EC	0	▼	-100.0%	-1
	Felony	DF	0	▼	-100.0%	-1
	Foster Care Review	FC	0	▼	-100.0%	-2
	Motion - Protective Order	MP	0	▼	-100.0%	-2
	Non-Family Abuse Protective Order	AP	0	▼	-100.0%	-2
	Status	ST	0	▼	-100.0%	-1
	Voluntary Continuing Services and Support Agreen	VA	0	▼	-100.0%	-2
	<b>Total</b>		<b>93</b>	▼	<b>-45.9%</b>	<b>-79</b>
<b>GRAND TOTAL</b>			<b>330</b>	▼	<b>-21.6%</b>	<b>-91</b>

Filings by Major Case Category\*\*

Category	Summary	Change	% Change	Absolute Change
Adult Criminal	119	▲	-20.1%	-30
Child Dependency	16	▲	+128.6%	+9
Child in Need of Services/Supervision	3	▼	-25.0%	-1
Custody and Visitation	55	▼	-53.4%	-63
Delinquency	8	▼	-57.9%	-11
Juvenile Miscellaneous	0	▼	-100.0%	-1
New to Workload Study	0	▼	-100.0%	-2

\* Compared to same time period as previous year

\*\* Case Type Categories are defined in the 2017 Virginia Judicial Workload Assessment

The data reported reflect the case management system. The case types reported may not necessitate judicial involvement.

**CPSS - JCMS CASELOAD STATISTICS OF THE JUVENILE & DOMESTIC RELATIONS DISTRICT COURTS**  
 January 2025 thru February 2025 Filings (Compared to January 2024 thru February 2024)

**Louisa**

District: 16 FIPS: 109

Other	49	▲	+28.9%	+11
Protective Orders	14	▼	-12.5%	-2
Support	58	▼	+13.7%	+7
Traffic	8	▼	-50.0%	-8
<b>GRAND TOTAL</b>	<b>330</b>	▼	-21.6%	-91

\* Compared to same time period as previous year

\*\* Case Type Categories are defined in the 2017 Virginia Judicial Workload Assessment

The data reported reflect the case management system. The case types reported may not necessitate judicial involvement.

2025 Overall GRAND TOTAL		Distribution of Caseload		Change*		Percentage (%) of Caseload			
<b>106</b> -18 -14.5% 		<b>Adult</b>	39	37%	-40.0% ▼	-26	<b>Adult</b>	52.4%	36.8%
		<b>Juvenile</b>	67	63%	13.6% ▲	+8	<b>Juvenile</b>	47.6%	63.2%
		<b>GRAND TOTAL</b>	<b>106</b>	100%	-14.5% ▼	-18	<b>GRAND TOTAL</b>	100%	100%

Filings by Division & Code

Division	Case Type Description	Code	Summary	Change	% Change	Absolute Change
<b>Adult</b>	Show Cause	SC	12	▼	-7.7%	-1
	Civil Support	VS	8	▼	-33.3%	-4
	Misdemeanor	CM	6	▼	-66.7%	-12
	Other	OT	6	▲	+20.0%	+1
	Family Abuse - Protective Order	FP	4	▼	-20.0%	-1
	Felony	CF	2	▼	-60.0%	-3
	Motion - Protective Order	MP	1	▼	-50.0%	-1
	Non-Family Abuse Protective Order	AP	0	▼	-100.0%	-3
	Violation of Protective Order	PV	0	▼	-100.0%	-2
		<b>Total</b>		<b>39</b>	▼	<b>-40.0%</b>
<b>Juvenile</b>	Terminate Parental Rights	TP	20	▲	+900.0%	+18
	Custody Visitation	CV	14	▼	-54.8%	-17
	Permanency Planning	PH	12	▲	+50.0%	+4
	Foster Care Review	FC	8	▲	-	+8
	Initial Foster Care	IF	4	▲	-	+4
	Misdemeanor	DM	3	▼	-25.0%	-1
	Motion - Protective Order	MP	2	▲	-	+2
	Paternity	PT	2	▲	-	+2
	Abuse and Neglect	AN	1	▼	-87.5%	-7
	Voluntary Continuing Services and Support Agree	VA	1	▲	-	+1
	Child In Need of Services	CS	0	▼	-100.0%	-1
	Felony	DF	0	▼	-100.0%	-2
	Status	ST	0	▼	-100.0%	-1
	Traffic	T	0	▼	-100.0%	-2
		<b>Total</b>		<b>67</b>	▲	<b>13.6%</b>
<b>GRAND TOTAL</b>			<b>106</b>	▼	-14.5%	-18

Filings by Major Case Category\*\*

Category	Summary	Change	% Change	Absolute Change	
Adult Criminal	12	▼	-60.0%	-18	
Child Dependency	46	▲	+155.6%	+28	
Child in Need of Services/Supervision	0	▼	-100.0%	-1	
Custody and Visitation	16	▲	-48.4%	-15	
Delinquency	3	▼	-50.0%	-3	
Juvenile Miscellaneous	0	▼	-100.0%	-1	
Other	6	▲	+20.0%	+1	
Protective Orders	7	▲	-30.0%	-3	
Support	16	▼	-20.0%	-4	
Traffic	0	▼	-100.0%	-2	
<b>GRAND TOTAL</b>		<b>106</b>	▼	-14.5%	-18

\* Compared to same time period as previous year

\*\* Case Type Categories are defined in the 2017 Virginia Judicial Workload Assessment

The data reported reflect the case management system. The case types reported may not necessitate judicial involvement.

2025 Overall GRAND TOTAL		Distribution of Caseload		Change*		Percentage (%) of Caseload			
<b>355</b> -29 -7.6% 	Adult	196	55%	-4.9%	▼	-10	Adult	53.6%	55.2%
	Juvenile	159	45%	-10.7%	▼	-19	Juvenile	46.4%	44.8%
<b>GRAND TOTAL</b>		<b>355</b>	100%	-7.6%	▼	-29	<b>GRAND TOTAL</b>	100%	100%

Filings by Division & Code

Division	Case Type Description	Code	Summary	Change	% Change	Absolute Change
<b>Adult</b>	Show Cause	SC	44	▲	-26.7%	-16
	Civil Support	VS	42	▼	-2.3%	-1
	Misdemeanor	CM	33	▲	+13.8%	+4
	Other	OT	28	▼	-12.5%	-4
	Family Abuse - Protective Order	FP	16	▼	-33.3%	-8
	Capias	CA	15	▲	+150.0%	+9
	Felony	CF	11	▲	+57.1%	+4
	Non-Family Abuse Protective Order	AP	5	▲	+150.0%	+3
	Motion - Protective Order	MP	1	▼	-50.0%	-1
	Violation of Protective Order	PV	1	▲	-	+1
	Remand Support	RS	0	▼	-100.0%	-1
Total			<b>196</b>	▼	<b>-4.9%</b>	<b>-10</b>
<b>Juvenile</b>	Custody Visitation	CV	117	▼	-7.1%	-9
	Misdemeanor	DM	12	▲	+50.0%	+4
	Permanency Planning	PH	6	▲	+200.0%	+4
	Traffic	T	5	▼	-28.6%	-2
	Child In Need of Services	CS	4	▼	-55.6%	-5
	Status	ST	4	↔	-	-
	Abuse and Neglect	AN	3	▲	-	+3
	Voluntary Continuing Services and Support Agreem	VA	3	▲	+200.0%	+2
	Paternity	PT	2	▲	+100.0%	+1
	Felony	DF	1	↔	-	-
	Foster Care Review	FC	1	▼	-66.7%	-2
	Temporary Detention Order	TD	1	▼	-50.0%	-1
	Civil Violation	CI	0	▼	-100.0%	-3
	Emancipation	EP	0	▼	-100.0%	-1
	Emergency Custody Order	EC	0	▼	-100.0%	-1
	Initial Foster Care	IF	0	▼	-100.0%	-1
	Non-Family Abuse Protective Order	AP	0	▼	-100.0%	-2
	Other	OT	0	▼	-100.0%	-4
	Truancy	TR	0	▼	-100.0%	-2
	Total			<b>159</b>	▼	<b>-10.7%</b>
<b>GRAND TOTAL</b>			<b>355</b>	▼	<b>-7.6%</b>	<b>-29</b>

Filings by Major Case Category\*\*

Category	Summary	Change	% Change	Absolute Change
Adult Criminal	83	▲	-7.8%	-7
Child Dependency	13	▲	+85.7%	+6
Child in Need of Services/Supervision	4	▼	-63.6%	-7
Custody and Visitation	119	▲	-6.3%	-8
Delinquency	13	▲	+44.4%	+4
Juvenile Miscellaneous	4	▼	-20.0%	-1
New to Workload Study	0	▼	-100.0%	-3
Other	29	▼	-27.5%	-11
Protective Orders	22	▼	-26.7%	-8
Support	63	▲	+14.5%	+8

\* Compared to same time period as previous year

\*\* Case Type Categories are defined in the 2017 Virginia Judicial Workload Assessment

The data reported reflect the case management system. The case types reported may not necessitate judicial involvement.

**CPSS - JCMS CASELOAD STATISTICS OF THE JUVENILE & DOMESTIC RELATIONS DISTRICT COURTS**  
 January 2025 thru February 2025 Filings (Compared to January 2024 thru February 2024)

**Orange**

District: 16 FIPS: 137

Traffic		5	▼	-28.6%	-2
	<b>GRAND TOTAL</b>	<b>355</b>	▼	-7.6%	-29

2025 Overall GRAND TOTAL		Distribution of Caseload		Change*		Percentage (%) of Caseload			
<b>827</b> +41 5.2% 		<b>Adult</b>	411	50%	32.6% ▲	+101	<b>Adult</b>	39.4%	49.7%
		<b>Juvenile</b>	416	50%	-12.6% ▼	-60	<b>Juvenile</b>	60.6%	50.3%
		<b>GRAND TOTAL</b>	<b>827</b>	100%	5.2% ▲	+41	<b>GRAND TOTAL</b>	100%	100%

Filings by Division & Code

Division	Case Type Description	Code	Summary	Change	% Change	Absolute Change
<b>Adult</b>	Misdemeanor	CM	108	▲	+52.1%	+37
	Civil Support	VS	79	▲	+16.2%	+11
	Show Cause	SC	71	▲	+65.1%	+28
	Other	OT	61	▲	+48.8%	+20
	Felony	CF	41	▲	+7.9%	+3
	Capias	CA	24	▼	+20.0%	+4
	Family Abuse - Protective Order	FP	21	▼	-22.2%	-6
	Motion - Protective Order	MP	2	▲	+100.0%	+1
	Non-Family Abuse Protective Order	AP	2	▲	+100.0%	+1
	Restricted License for Non-Support	SL	1	▲	-	+1
	Violation Family Abuse Protective Order	PS	1	▲	-	+1
	<b>Total</b>		<b>411</b>	<b>▲</b>	<b>32.6%</b>	<b>+101</b>
<b>Juvenile</b>	Custody Visitation	CV	159	▲	+31.4%	+38
	Misdemeanor	DM	66	▼	-8.3%	-6
	Felony	DF	34	▼	-60.0%	-51
	Civil Violation	CI	27	▼	-41.3%	-19
	Status	ST	25	▼	-	-
	Special Immigrant Juvenile Status	SI	19	▲	-	+19
	Abuse and Neglect	AN	15	▼	-6.3%	-1
	Paternity	PT	13	↔	-	-
	Show Cause	SC	9	▲	-57.1%	-12
	Traffic	T	9	▼	-18.2%	-2
	Child In Need of Services	CS	8	▼	-20.0%	-2
	Foster Care Review	FC	8	▲	+300.0%	+6
	Initial Foster Care	IF	7	▲	+75.0%	+3
	Truancy	TR	7	▼	-50.0%	-7
	Permanency Planning	PH	4	▼	-50.0%	-4
	Voluntary Continuing Services and Support Agree	VA	2	▲	-	+2
	Capias	CA	1	▼	-50.0%	-1
	Family Abuse - Protective Order	FP	1	▲	-	+1
	Non-Family Abuse Protective Order	AP	1	▼	-92.9%	-13
	Other	OT	1	▲	-	+1
	Emergency Custody Order	EC	0	▼	-100.0%	-1
	Entrustment	ET	0	▼	-100.0%	-1
	Mental Commitment	MC	0	▼	-100.0%	-1
	Relief of Custody	CR	0	▼	-100.0%	-1
	Temporary Detention Order	TD	0	▼	-100.0%	-1
	Terminate Parental Rights	TP	0	▼	-100.0%	-7
	<b>Total</b>		<b>416</b>	<b>▼</b>	<b>-12.6%</b>	<b>-60</b>
<b>GRAND TOTAL</b>			<b>827</b>	<b>▲</b>	<b>5.2%</b>	<b>+41</b>

Filings by Major Case Category\*\*

Category	Summary	Change	% Change	Absolute Change
Adult Criminal	214	▲	+36.3%	+57
Child Dependency	36	▲	-7.7%	-3
Child in Need of Services/Supervision	21	▲	-12.5%	-3
Custody and Visitation	172	▲	+28.4%	+38

\* Compared to same time period as previous year      \*\* Case Type Categories are defined in the 2017 Virginia Judicial Workload Assessment

The data reported reflect the case management system. The case types reported may not necessitate judicial involvement.

**CPSS - JCMS CASELOAD STATISTICS OF THE JUVENILE & DOMESTIC RELATIONS DISTRICT COURTS**  
 January 2025 thru February 2025 Filings (Compared to January 2024 thru February 2024)

**Arlington**

District: 17 FIPS: 013

Delinquency	104	▼	-42.2%	-76
Juvenile Miscellaneous	25	▼		0
New to Workload Study	46	▲		0
Other	62	▲	+40.9%	+18
Protective Orders	27	▲	-37.2%	-16
Support	111	▲	+33.7%	+28
Traffic	9	▼	-18.2%	-2
<b>GRAND TOTAL</b>	<b>827</b>	▲	5.2%	+41

\* Compared to same time period as previous year

\*\* Case Type Categories are defined in the 2017 Virginia Judicial Workload Assessment

The data reported reflect the case management system. The case types reported may not necessitate judicial involvement.

2025 Overall GRAND TOTAL	Distribution of Caseload	Change*	Percentage (%) of Caseload																											
<b>16</b> -2 -11.1% 	<table border="1"> <tr> <td>Adult</td> <td>9</td> <td>56%</td> <td>-10.0% ▼</td> <td>-1</td> </tr> <tr> <td>Juvenile</td> <td>7</td> <td>44%</td> <td>-12.5% ▼</td> <td>-1</td> </tr> <tr> <td><b>GRAND TOTAL</b></td> <td><b>16</b></td> <td>100%</td> <td>-11.1% ▼</td> <td>-2</td> </tr> </table>	Adult	9	56%	-10.0% ▼	-1	Juvenile	7	44%	-12.5% ▼	-1	<b>GRAND TOTAL</b>	<b>16</b>	100%	-11.1% ▼	-2		<table border="1"> <tr> <td></td> <td>2024</td> <td>2025</td> </tr> <tr> <td>Adult</td> <td>55.6%</td> <td>56.3%</td> </tr> <tr> <td>Juvenile</td> <td>44.4%</td> <td>43.8%</td> </tr> <tr> <td><b>GRAND TOTAL</b></td> <td>100%</td> <td>100%</td> </tr> </table>		2024	2025	Adult	55.6%	56.3%	Juvenile	44.4%	43.8%	<b>GRAND TOTAL</b>	100%	100%
Adult	9	56%	-10.0% ▼	-1																										
Juvenile	7	44%	-12.5% ▼	-1																										
<b>GRAND TOTAL</b>	<b>16</b>	100%	-11.1% ▼	-2																										
	2024	2025																												
Adult	55.6%	56.3%																												
Juvenile	44.4%	43.8%																												
<b>GRAND TOTAL</b>	100%	100%																												

Filings by Division & Code

Division	Case Type Description	Code	Summary	Change	% Change	Absolute Change
<b>Adult</b>	Misdemeanor	CM	4	▲	+33.3%	+1
	Civil Support	VS	2	↔		-
	Other	OT	2	▼	-33.3%	-1
	Family Abuse - Protective Order	FP	1	↔		-
	Capias	CA	0	▼	-100.0%	-1
	<b>Total</b>			<b>9</b>	▼	<b>-10.0%</b>
<b>Juvenile</b>	Custody Visitation	CV	3	▲	-	+3
	Status	ST	2	▲	+100.0%	+1
	Traffic	T	2	↔		-
	Child In Need of Services	CS	0	▼	-100.0%	-1
	Felony	DF	0	▼	-100.0%	-1
	Misdemeanor	DM	0	▼	-100.0%	-3
	<b>Total</b>			<b>7</b>	▼	<b>-12.5%</b>
<b>GRAND TOTAL</b>			<b>16</b>	▼	-11.1%	-2

Filings by Major Case Category\*\*

Category	Summary	Change	% Change	Absolute Change	
Adult Criminal	4	▼		0	
Child in Need of Services/Supervision	0	▼	-100.0%	-1	
Custody and Visitation	3	▲	-	+3	
Delinquency	0	▼	-100.0%	-4	
Juvenile Miscellaneous	2	▲	+100.0%	+1	
Other	2	▼	-33.3%	-1	
Protective Orders	1	↔		0	
Support	2	↔		0	
Traffic	2	↔		0	
<b>GRAND TOTAL</b>		<b>16</b>	▼	-11.1%	-2

\* Compared to same time period as previous year

\*\* Case Type Categories are defined in the 2017 Virginia Judicial Workload Assessment

The data reported reflect the case management system. The case types reported may not necessitate judicial involvement.



2025 Overall GRAND TOTAL		Distribution of Caseload			Change*		Percentage (%) of Caseload		
<b>670</b>	-48 -6.7%	<b>Adult</b>	358	53%	6.2% ▲	+21	<b>Adult</b>	46.9%	53.4%
2025		<b>Juvenile</b>	312	47%	-18.1% ▼	-69	<b>Juvenile</b>	53.1%	46.6%
2024		<b>GRAND TOTAL</b>	<b>670</b>	100%	-6.7% ▼	-48	<b>GRAND TOTAL</b>	100%	100%

Filings by Division & Code

Division	Case Type Description	Code	Summary	Change	% Change	Absolute Change
<b>Adult</b>	Misdemeanor	CM	90	▼	-4.3%	-4
	Other	OT	88	▲	+8.6%	+7
	Civil Support	VS	82	▲	+30.2%	+19
	Felony	CF	26	▲	+8.3%	+2
	Family Abuse - Protective Order	FP	25	↔		-
	Show Cause	SC	20	▼	-16.7%	-4
	Capias	CA	12	▲	-33.3%	-6
	Motion - Protective Order	MP	5	▲	+66.7%	+2
	Protective Order	PC	4	↔		-
	Restricted License for Non-Support	SL	3	▲	-	+3
	Violation of Protective Order	PV	2	▲	+100.0%	+1
	Non-Family Abuse Protective Order	AP	1	▲	-	+1
	<b>Total</b>			<b>358</b>	<b>▲</b>	<b>6.2%</b>
<b>Juvenile</b>	Custody Visitation	CV	129	▼	-29.9%	-55
	Misdemeanor	DM	69	▲	+40.8%	+20
	Felony	DF	32	▲	+45.5%	+10
	Status	ST	24	▼	-46.7%	-21
	Paternity	PT	9	▲	+50.0%	+3
	Initial Foster Care	IF	7	▼	-12.5%	-1
	Temporary Detention Order	TD	7	▲	+250.0%	+5
	Abuse and Neglect	AN	5	▲	+25.0%	+1
	Emergency Custody Order	EC	4	▲	-	+4
	Foster Care Review	FC	4	▼	-60.0%	-6
	Permanency Planning	PH	4	▼	-33.3%	-2
	Traffic	T	4	▼	-63.6%	-7
	Truancy	TR	4	▲	+100.0%	+2
	Voluntary Continuing Services and Support Agree	VA	4	▲	-	+4
	Motion - Protective Order	MP	3	▼	-70.0%	-7
	Non-Family Abuse Protective Order	AP	1	↔		-
	Other	OT	1	▼	-50.0%	-1
	Relief of Custody	CR	1	↔		-
	Civil Violation	CI	0	▼	-100.0%	-2
	Special Immigrant Juvenile Status	SI	0	▼	-100.0%	-15
Terminate Parental Rights	TP	0	▼	-100.0%	-1	
<b>Total</b>			<b>312</b>	<b>▼</b>	<b>-18.1%</b>	<b>-69</b>
<b>GRAND TOTAL</b>			<b>670</b>	<b>▼</b>	<b>-6.7%</b>	<b>-48</b>

Filings by Major Case Category\*\*

Category	Summary	Change	% Change	Absolute Change
Adult Criminal	142	▲	-7.2%	-11
Child Dependency	25	▲	-16.7%	-5
Child in Need of Services/Supervision	4	▲	+100.0%	+2
Custody and Visitation	138	▲	-27.4%	-52
Delinquency	101	▲	+42.3%	+30
Juvenile Miscellaneous	24	▼	-46.7%	-21
New to Workload Study	0	▼	-100.0%	-17

\* Compared to same time period as previous year

\*\* Case Type Categories are defined in the 2017 Virginia Judicial Workload Assessment

The data reported reflect the case management system. The case types reported may not necessitate judicial involvement.

Other	100	▲	+17.6%	+15
Protective Orders	35	▲	-10.3%	-4
Support	97	▲	+29.3%	+22
Traffic	4	▼	-63.6%	-7
<b>GRAND TOTAL</b>	<b>670</b>	▼	-6.7%	-48

\* Compared to same time period as previous year

\*\* Case Type Categories are defined in the 2017 Virginia Judicial Workload Assessment

The data reported reflect the case management system. The case types reported may not necessitate judicial involvement.

2025 Overall GRAND TOTAL		Distribution of Caseload			Change*		Percentage (%) of Caseload		
<b>4,012</b> 	+60	<b>Adult</b>	1,941	48%	0.5% ▲	+9	<b>Adult</b>	48.9%	48.4%
	1.5%	<b>Juvenile</b>	2,071	52%	2.5% ▲	+51	<b>Juvenile</b>	51.1%	51.6%
		<b>GRAND TOTAL</b>	<b>4,012</b>	100%	1.5% ▲	+60	<b>GRAND TOTAL</b>	100%	100%

Filings by Division & Code

Division	Case Type Description	Code	Summary	Change	% Change	Absolute Change	
<b>Adult</b>	Misdemeanor	CM	495	▼	-6.1%	-32	
	Civil Support	VS	416	▲	+30.8%	+98	
	Other	OT	300	▼	-22.5%	-87	
	Show Cause	SC	241	▲	+17.0%	+35	
	Felony	CF	218	▲	+0.9%	+2	
	Family Abuse - Protective Order	FP	163	▼	-5.8%	-10	
	Capias	CA	87	▲	+11.5%	+9	
	Protective Order	PC	11	▲	+120.0%	+6	
	Non-Family Abuse Protective Order	AP	7	▼	-22.2%	-2	
	Remand Support	RS	3	▼	-70.0%	-7	
	Violation of Protective Order	PV	0	▼	-100.0%	-3	
		<b>Total</b>		<b>1,941</b>	▲	<b>0.5%</b>	<b>+9</b>
<b>Juvenile</b>	Custody Visitation	CV	904	▲	+15.3%	+120	
	Misdemeanor	DM	236	▼	-8.5%	-22	
	Traffic	T	232	▲	+66.9%	+93	
	Status	ST	213	▲	-30.6%	-94	
	Special Immigrant Juvenile Status	SI	137	▲	+73.4%	+58	
	Felony	DF	103	▼	-23.7%	-32	
	Permanency Planning	PH	45	▲	+55.2%	+16	
	Temporary Detention Order	TD	32	▼	-22.0%	-9	
	Foster Care Review	FC	30	▲	+66.7%	+12	
	Show Cause	SC	28	▲	+7.7%	+2	
	Abuse and Neglect	AN	20	▼	-33.3%	-10	
	Terminate Parental Rights	TP	17	▼	-15.0%	-3	
	Paternity	PT	16	▼	-51.5%	-17	
	Voluntary Continuing Services and Support Agree	VA	13	▲	+160.0%	+8	
	Capias	CA	10	▼	-61.5%	-16	
	Initial Foster Care	IF	10	↔		-	
	Emergency Custody Order	EC	5	▼	-16.7%	-1	
	Non-Family Abuse Protective Order	AP	4	▼	-75.0%	-12	
	Remand Custody	RC	4	▼	-63.6%	-7	
	Remand Visitation	RV	4	▼	-63.6%	-7	
	Truancy	TR	3	▼	-62.5%	-5	
	Civil Violation	CI	2	▼	-86.7%	-13	
	Family Abuse - Protective Order	FP	1	↔		-	
	Juvenile Support	JS	1	▲	-	+1	
	Motion - Protective Order	MP	1	▼	-75.0%	-3	
	Child In Need of Services	CS	0	▼	-100.0%	-2	
	Emancipation	EP	0	▼	-100.0%	-1	
	Entrustment	ET	0	▼	-100.0%	-1	
	Other	OT	0	▼	-100.0%	-3	
	Protective Order	PC	0	▼	-100.0%	-1	
		<b>Total</b>		<b>2,071</b>	▲	<b>2.5%</b>	<b>+51</b>
	<b>GRAND TOTAL</b>			<b>4,012</b>	▲	1.5%	+60

\* Compared to same time period as previous year

\*\* Case Type Categories are defined in the 2017 Virginia Judicial Workload Assessment

The data reported reflect the case management system. The case types reported may not necessitate judicial involvement.

Filings by Major Case Category\*\*

Category	Summary	Change	% Change	Absolute Change
Adult Criminal	888	▲	-3.2%	-29
Child Dependency	135	▲	+19.5%	+22
Child in Need of Services/Supervision	4	▼	-63.6%	-7
Custody and Visitation	921	▼	+11.9%	+98
Delinquency	375	▼	-14.6%	-64
Juvenile Miscellaneous	213	▲	-30.8%	-95
New to Workload Study	139	▼	+47.9%	+45
Other	348	▼	-25.8%	-121
Protective Orders	176	▼	-13.3%	-27
Support	581	▲	+33.3%	+145
Traffic	232	▲	+66.9%	+93
<b>GRAND TOTAL</b>	<b>4,012</b>	▲	1.5%	+60

\* Compared to same time period as previous year

\*\* Case Type Categories are defined in the 2017 Virginia Judicial Workload Assessment

The data reported reflect the case management system. The case types reported may not necessitate judicial involvement.

2025 Overall GRAND TOTAL		Distribution of Caseload		Change*		Percentage (%) of Caseload		
<b>338</b>	-123 -26.7%	<b>Adult</b>	154 46%	-12.5% ▼	-22	<b>Adult</b>	38.2%	45.6%
2025		<b>Juvenile</b>	184 54%	-35.4% ▼	-101	<b>Juvenile</b>	61.8%	54.4%
2024		<b>GRAND TOTAL</b>	<b>338</b> 100%	-26.7% ▼	-123	<b>GRAND TOTAL</b>	100%	100%

Filings by Division & Code

Division	Case Type Description	Code	Summary	Change	% Change	Absolute Change
<b>Adult</b>	Civil Support	VS	39	▲	+2.6%	+1
	Misdemeanor	CM	38	▲	+8.6%	+3
	Other	OT	24	▲	+84.6%	+11
	Show Cause	SC	22	▼	-38.9%	-14
	Family Abuse - Protective Order	FP	14	▼	-22.2%	-4
	Felony	CF	7	▼	-22.2%	-2
	Capias	CA	4	▼	-71.4%	-10
	Motion - Protective Order	MP	4	▼	-33.3%	-2
	Violation of Protective Order	PV	2	▲	-	+2
	Protective Order	PC	0	▼	-100.0%	-1
	Remand Support	RS	0	▼	-100.0%	-6
	<b>Total</b>		<b>154</b>	▼	<b>-12.5%</b>	<b>-22</b>
<b>Juvenile</b>	Custody Visitation	CV	107	▼	-32.7%	-52
	Misdemeanor	DM	33	▼	-25.0%	-11
	Traffic	T	13	▼	-63.9%	-23
	Foster Care Review	FC	9	▲	+28.6%	+2
	Abuse and Neglect	AN	5	↔	-	-
	Felony	DF	4	▲	+33.3%	+1
	Civil Violation	CI	3	▲	+50.0%	+1
	Motion - Protective Order	MP	3	▲	+50.0%	+1
	Temporary Detention Order	TD	2	▲	-	+2
	Remand Custody	RC	1	▼	-80.0%	-4
	Remand Visitation	RV	1	▼	-75.0%	-3
	Show Cause	SC	1	▲	-	+1
	Status	ST	1	▲	-	+1
	Truancy	TR	1	↔	-	-
	Child at Risk	RI	0	▼	-100.0%	-4
	Child In Need of Services	CS	0	▼	-100.0%	-4
	Entrustment	ET	0	▼	-100.0%	-1
	Initial Foster Care	IF	0	▼	-100.0%	-2
	Non-Family Abuse Protective Order	AP	0	▼	-100.0%	-2
	Permanency Planning	PH	0	▼	-100.0%	-1
Terminate Parental Rights	TP	0	▼	-100.0%	-2	
Voluntary Continuing Services and Support Agreen	VA	0	▼	-100.0%	-1	
	<b>Total</b>		<b>184</b>	▼	<b>-35.4%</b>	<b>-101</b>
<b>GRAND TOTAL</b>			<b>338</b>	▼	<b>-26.7%</b>	<b>-123</b>

Filings by Major Case Category\*\*

Category	Summary	Change	% Change	Absolute Change
Adult Criminal	62	▲	-27.1%	-23
Child Dependency	14	▼	-39.1%	-9
Child in Need of Services/Supervision	1	▼	-80.0%	-4
Custody and Visitation	107	▼	-32.7%	-52
Delinquency	38	▲	-19.1%	-9
Juvenile Miscellaneous	1	▲	-	+1
New to Workload Study	3	▲	+50.0%	+1

\* Compared to same time period as previous year

\*\* Case Type Categories are defined in the 2017 Virginia Judicial Workload Assessment

The data reported reflect the case management system. The case types reported may not necessitate judicial involvement.

**CPSS - JCMS CASELOAD STATISTICS OF THE JUVENILE & DOMESTIC RELATIONS DISTRICT COURTS**  
 January 2025 thru February 2025 Filings (Compared to January 2024 thru February 2024)

Other	28	▲		0
Protective Orders	21	▼	-25.0%	-7
Support	50	▲	+4.2%	+2
Traffic	13	▼	-63.9%	-23
<b>GRAND TOTAL</b>	<b>338</b>	▼	-26.7%	-123

\* Compared to same time period as previous year

\*\* Case Type Categories are defined in the 2017 Virginia Judicial Workload Assessment

The data reported reflect the case management system. The case types reported may not necessitate judicial involvement.

2025 Overall GRAND TOTAL		Distribution of Caseload		Change*		Percentage (%) of Caseload			
<b>1,031</b>	-95 -8.4%	<b>Adult</b>	475 46%	-8.7%	▼	-45	<b>Adult</b>	46.2%	46.1%
2025		<b>Juvenile</b>	556 54%	-8.3%	▼	-50	<b>Juvenile</b>	53.8%	53.9%
2024		<b>GRAND TOTAL</b>	<b>1,031</b> 100%	-8.4%	▼	-95	<b>GRAND TOTAL</b>	100%	100%

Filings by Division & Code

Division	Case Type Description	Code	Summary	Change	% Change	Absolute Change
<b>Adult</b>	Misdemeanor	CM	102	▼	-26.1%	-36
	Show Cause	SC	92	▲	+12.2%	+10
	Civil Support	VS	89	▲	+15.6%	+12
	Other	OT	72	▼	-15.3%	-13
	Felony	CF	46	▲	+9.5%	+4
	Family Abuse - Protective Order	FP	40	▼	-7.0%	-3
	Capias	CA	20	▼	-41.2%	-14
	Motion - Protective Order	MP	5	▼	-61.5%	-8
	Violation of Protective Order	PV	5	▲	+150.0%	+3
	Remand Support	RS	3	▼	-25.0%	-1
	Non-Family Abuse Protective Order	AP	1	▲	-	+1
	<b>Total</b>		<b>475</b>	▼	<b>-8.7%</b>	<b>-45</b>
<b>Juvenile</b>	Custody Visitation	CV	268	▼	-6.9%	-20
	Misdemeanor	DM	78	▼	-21.2%	-21
	Traffic	T	67	▼	-39.1%	-43
	Mental Commitment	MC	28	▲	+600.0%	+24
	Felony	DF	22	▲	+4.8%	+1
	Truancy	TR	13	▲	+550.0%	+11
	Foster Care Review	FC	9	▲	+50.0%	+3
	Permanency Planning	PH	9	▲	+28.6%	+2
	Special Immigrant Juvenile Status	SI	9	▲	-	+9
	Capias	CA	8	▲	+700.0%	+7
	Remand Custody	RC	7	↔	-	-
	Status	ST	5	▼	-28.6%	-2
	Non-Family Abuse Protective Order	AP	4	▲	+300.0%	+3
	Paternity	PT	4	↔	-	-
	Remand Visitation	RV	4	▼	-42.9%	-3
	Abuse and Neglect	AN	3	▲	+50.0%	+1
	Child In Need of Services	CS	3	↔	-	-
	Motion - Protective Order	MP	3	▲	-	+3
	Emergency Custody Order	EC	2	▼	-50.0%	-2
	Family Abuse - Protective Order	FP	2	▲	-	+2
	Show Cause	SC	2	↔	-	-
	Temporary Detention Order	TD	2	▼	-71.4%	-5
	Entrustment	ET	1	▲	-	+1
	Initial Foster Care	IF	1	▼	-80.0%	-4
	Terminate Parental Rights	TP	1	▼	-94.4%	-17
	Voluntary Continuing Services and Support Agreem	VA	1	▲	-	+1
	Civil Violation	CI	0	▼	-100.0%	-1
		<b>Total</b>		<b>556</b>	▼	<b>-8.3%</b>
	<b>GRAND TOTAL</b>		<b>1,031</b>	▼	<b>-8.4%</b>	<b>-95</b>

Filings by Major Case Category\*\*

Category	Summary	Change	% Change	Absolute Change
Adult Criminal	239	▲	-12.5%	-34
Child Dependency	25	▲	-34.2%	-13
Child in Need of Services/Supervision	16	▲	+220.0%	+11

\* Compared to same time period as previous year      \*\* Case Type Categories are defined in the 2017 Virginia Judicial Workload Assessment

The data reported reflect the case management system. The case types reported may not necessitate judicial involvement.

**CPSS - JCMS CASELOAD STATISTICS OF THE JUVENILE & DOMESTIC RELATIONS DISTRICT COURTS**  
 January 2025 thru February 2025 Filings (Compared to January 2024 thru February 2024)

Custody and Visitation	272	▼	-6.8%	-20
Delinquency	110	▲	-10.6%	-13
Juvenile Miscellaneous	5	▼	-28.6%	-2
New to Workload Study	9	▲	+800.0%	+8
Other	118	▲		0
Protective Orders	55	▲	-3.5%	-2
Support	115	▲	+12.7%	+13
Traffic	67	▼	-39.1%	-43
<b>GRAND TOTAL</b>	<b>1,031</b>	▼	-8.4%	-95

\* Compared to same time period as previous year

\*\* Case Type Categories are defined in the 2017 Virginia Judicial Workload Assessment

The data reported reflect the case management system. The case types reported may not necessitate judicial involvement.



2025 Overall GRAND TOTAL		Distribution of Caseload		Change*		Percentage (%) of Caseload		
<b>37</b>	+4 12.1%	<b>Adult</b>	17 46%	-5.6% ▼	-1	<b>Adult</b>	2024 54.5%	2025 45.9%
2025	↑	<b>Juvenile</b>	20 54%	33.3% ▲	+5	<b>Juvenile</b>	45.5%	54.1%
2024		<b>GRAND TOTAL</b>	<b>37</b> 100%	12.1% ▲	+4	<b>GRAND TOTAL</b>	100%	100%

**Filings by Division & Code**

Division	Case Type Description	Code	Summary	Change	% Change	Absolute Change
<b>Adult</b>	Felony	CF	4	▼	-20.0%	-1
	Civil Support	VS	3	▲	+200.0%	+2
	Misdemeanor	CM	3	▲	+50.0%	+1
	Show Cause	SC	3	▲	-	-
	Family Abuse - Protective Order	FP	2	▲	+100.0%	+1
	Other	OT	2	▼	-50.0%	-2
	Motion - Protective Order	MP	0	▼	-100.0%	-1
	Remand Support	RS	0	▼	-100.0%	-1
	<b>Total</b>		<b>17</b>	▼	<b>-5.6%</b>	<b>-1</b>
<b>Juvenile</b>	Custody Visitation	CV	14	▲	+250.0%	+10
	Misdemeanor	DM	4	▼	-20.0%	-1
	Permanency Planning	PH	1	▲	-	+1
	Traffic	T	1	▼	-75.0%	-3
	Remand Custody	RC	0	▼	-100.0%	-1
	Remand Visitation	RV	0	▼	-100.0%	-1
	<b>Total</b>		<b>20</b>	▲	<b>33.3%</b>	<b>+5</b>
<b>GRAND TOTAL</b>			<b>37</b>	▲	12.1%	+4

**Filings by Major Case Category\*\***

Category	Summary	Change	% Change	Absolute Change
Adult Criminal	10	▲	+25.0%	+2
Child Dependency	1	▲	-	+1
Custody and Visitation	14	▲	+250.0%	+10
Delinquency	4	▼	-20.0%	-1
Other	2	▼	-71.4%	-5
Protective Orders	2	↔	-	0
Support	3	▲	-	0
Traffic	1	▼	-75.0%	-3
<b>GRAND TOTAL</b>	<b>37</b>	▲	12.1%	+4

\* Compared to same time period as previous year

\*\* Case Type Categories are defined in the 2017 Virginia Judicial Workload Assessment

The data reported reflect the case management system. The case types reported may not necessitate judicial involvement.

2025 Overall GRAND TOTAL		Distribution of Caseload		Change*		Percentage (%) of Caseload				
<b>659</b> -24 -3.5% 		<b>Adult</b>	351	53%	-1.1%	▼	-4	<b>Adult</b>	52.0%	53.3%
		<b>Juvenile</b>	308	47%	-6.1%	▼	-20	<b>Juvenile</b>	48.0%	46.7%
		<b>GRAND TOTAL</b>	<b>659</b>	100%	-3.5%	▼	-24	<b>GRAND TOTAL</b>	100%	100%

Filings by Division & Code

Division	Case Type Description	Code	Summary	Change	% Change	Absolute Change
<b>Adult</b>	Show Cause	SC	101	▲	+98.0%	+50
	Civil Support	VS	91	▼	-17.3%	-19
	Misdemeanor	CM	49	▼	-23.4%	-15
	Other	OT	37	▼	-30.2%	-16
	Capias	CA	23	▲	+64.3%	+9
	Family Abuse - Protective Order	FP	17	▼	-29.2%	-7
	Felony	CF	17	▼	-19.0%	-4
	Motion - Protective Order	MP	8	▼	-11.1%	-1
	Non-Family Abuse Protective Order	AP	3	▼	-25.0%	-1
	Violation of Protective Order	PV	3	▲	+200.0%	+2
	Protective Order	PC	2	↔		-
	Bond Forfeiture	BF	0	▼	-100.0%	-1
	Restricted License for Non-Support	SL	0	▼	-100.0%	-1
	<b>Total</b>		<b>351</b>	▼	<b>-1.1%</b>	<b>-4</b>
<b>Juvenile</b>	Custody Visitation	CV	208	▼	-2.3%	-5
	Misdemeanor	DM	29	▲	+123.1%	+16
	Abuse and Neglect	AN	16	▲	+23.1%	+3
	Permanency Planning	PH	10	▼	-9.1%	-1
	Status	ST	8	▼	-50.0%	-8
	Felony	DF	6	▲	+200.0%	+4
	Paternity	PT	5	▼	-58.3%	-7
	Initial Foster Care	IF	4	▼	-33.3%	-2
	Temporary Detention Order	TD	4	▼	-42.9%	-3
	Terminate Parental Rights	TP	3	▲	-	+3
	Traffic	T	3	▼	-80.0%	-12
	Foster Care Review	FC	2	▼	-85.7%	-12
	Motion - Protective Order	MP	2	▲	-	+2
	Capias	CA	1	▼	-50.0%	-1
	Child In Need of Services	CS	1	▲	-	+1
	Emergency Custody Order	EC	1	↔		-
	Entrustment	ET	1	▲	-	+1
	Non-Family Abuse Protective Order	AP	1	▲	-	+1
	Other	OT	1	▲	-	+1
	Relief of Custody	CR	1	▲	-	+1
	Truancy	TR	1	▲	-	+1
	Emancipation	EP	0	▼	-100.0%	-1
	Special Immigrant Juvenile Status	SI	0	▼	-100.0%	-2
	<b>Total</b>		<b>308</b>	▼	<b>-6.1%</b>	<b>-20</b>
	<b>GRAND TOTAL</b>		<b>659</b>	▼	<b>-3.5%</b>	<b>-24</b>

Filings by Major Case Category\*\*

Category	Summary	Change	% Change	Absolute Change
Adult Criminal	123	▲	-10.2%	-14
Child Dependency	37	▲	-15.9%	-7
Child in Need of Services/Supervision	2	▲	-	+2
Custody and Visitation	213	▼	-5.3%	-12
Delinquency	36	▲	+111.8%	+19

\* Compared to same time period as previous year

\*\* Case Type Categories are defined in the 2017 Virginia Judicial Workload Assessment

The data reported reflect the case management system. The case types reported may not necessitate judicial involvement.

**CPSS - JCMS CASELOAD STATISTICS OF THE JUVENILE & DOMESTIC RELATIONS DISTRICT COURTS**  
 January 2025 thru February 2025 Filings (Compared to January 2024 thru February 2024)

Juvenile Miscellaneous	9	▲	-47.1%	-8
New to Workload Study	0	▼	-100.0%	-2
Other	42	▼	-31.1%	-19
Protective Orders	31	▲	-16.2%	-6
Support	163	▲	+27.3%	+35
Traffic	3	▼	-80.0%	-12
<b>GRAND TOTAL</b>	<b>659</b>	▼	-3.5%	-24

\* Compared to same time period as previous year

\*\* Case Type Categories are defined in the 2017 Virginia Judicial Workload Assessment

The data reported reflect the case management system. The case types reported may not necessitate judicial involvement.

2025 Overall GRAND TOTAL		Distribution of Caseload			Change*		Percentage (%) of Caseload		
<b>220</b> 	+3	<b>Adult</b>	125	57%	22.5% ▲	+23	<b>Adult</b>	47.0%	56.8%
	1.4%	<b>Juvenile</b>	95	43%	-17.4% ▼	-20	<b>Juvenile</b>	53.0%	43.2%
<b>GRAND TOTAL</b>		<b>220</b>	100%	1.4% ▲	+3	<b>GRAND TOTAL</b>		100%	100%

Filings by Division & Code

Division	Case Type Description	Code	Summary	Change	% Change	Absolute Change
<b>Adult</b>	Show Cause	SC	56	▲	+107.4%	+29
	Civil Support	VS	27	▼	-27.0%	-10
	Misdemeanor	CM	14	▲	+7.7%	+1
	Other	OT	10	▼	-16.7%	-2
	Capias	CA	7	▲	+75.0%	+3
	Felony	CF	7	▲	+75.0%	+3
	Motion - Protective Order	MP	2	▲	-	+2
	Family Abuse - Protective Order	FP	1	▼	-66.7%	-2
	Violation of Protective Order	PV	1	▼	-50.0%	-1
	Total			<b>125</b>	▲	<b>22.5%</b>
<b>Juvenile</b>	Custody Visitation	CV	64	↔	-	-
	Felony	DF	7	▼	-30.0%	-3
	Misdemeanor	DM	6	▼	-68.4%	-13
	Traffic	T	6	▼	-25.0%	-2
	Capias	CA	3	▲	-	+3
	Foster Care Review	FC	2	▲	-	+2
	Permanency Planning	PH	2	↔	-	-
	Child In Need of Services	CS	1	▲	-	+1
	Non-Family Abuse Protective Order	AP	1	▲	-	+1
	Paternity	PT	1	▼	-66.7%	-2
	Truancy	TR	1	▲	-	+1
	Voluntary Continuing Services and Support Agreen	VA	1	▲	-	+1
	Child at Risk	RI	0	▼	-100.0%	-2
	Emergency Custody Order	EC	0	▼	-100.0%	-2
	Relief of Custody	CR	0	▼	-100.0%	-1
	Remand Custody	RC	0	▼	-100.0%	-1
	Remand Visitation	RV	0	▼	-100.0%	-1
	Status	ST	0	▼	-100.0%	-1
	Temporary Detention Order	TD	0	▼	-100.0%	-1
	Total			<b>95</b>	▼	<b>-17.4%</b>
<b>GRAND TOTAL</b>			<b>220</b>	▲	<b>1.4%</b>	<b>+3</b>

Filings by Major Case Category\*\*

Category	Summary	Change	% Change	Absolute Change
Adult Criminal	50	▲	+38.9%	+14
Child Dependency	5	▲	-	0
Child in Need of Services/Supervision	2	▲	-	+2
Custody and Visitation	65	▼	-3.0%	-2
Delinquency	16	▲	-44.8%	-13
Juvenile Miscellaneous	0	▼	-100.0%	-1
Other	10	▼	-41.2%	-7
Protective Orders	4	▲	+33.3%	+1
Support	62	▲	+21.6%	+11
Traffic	6	▼	-25.0%	-2
<b>GRAND TOTAL</b>	<b>220</b>	▲	<b>1.4%</b>	<b>+3</b>

\* Compared to same time period as previous year

\*\* Case Type Categories are defined in the 2017 Virginia Judicial Workload Assessment

The data reported reflect the case management system. The case types reported may not necessitate judicial involvement.

\* Compared to same time period as previous year

\*\* Case Type Categories are defined in the 2017 Virginia Judicial Workload Assessment

The data reported reflect the case management system. The case types reported may not necessitate judicial involvement.

2025 Overall GRAND TOTAL		Distribution of Caseload		Change*		Percentage (%) of Caseload				
<b>223</b> -78 -25.9% 	Adult	108	48%	-0.9%	▼	-1	2024	36.2%	2025	48.4%
	Juvenile	115	52%	-40.1%	▼	-77	Juvenile	63.8%	51.6%	
<b>GRAND TOTAL</b>		<b>223</b>	100%	-25.9%	▼	-78	<b>GRAND TOTAL</b>	100%	100%	

Filings by Division & Code

Division	Case Type Description	Code	Summary	Change	% Change	Absolute Change
<b>Adult</b>	Show Cause	SC	31	▲	+14.8%	+4
	Misdemeanor	CM	28	▲	+27.3%	+6
	Civil Support	VS	26	▲	+36.8%	+7
	Family Abuse - Protective Order	FP	9	▲	+50.0%	+3
	Felony	CF	5	▼	-75.0%	-15
	Other	OT	4	▼	-33.3%	-2
	Capias	CA	3	▲	+50.0%	+1
	Motion - Protective Order	MP	1	▼	-80.0%	-4
	Violation Family Abuse Protective Order	PS	1	▲	-	+1
	Non-Family Abuse Protective Order	AP	0	▼	-100.0%	-1
	Remand Support	RS	0	▼	-100.0%	-1
Total			<b>108</b>	▼	<b>-0.9%</b>	<b>-1</b>
<b>Juvenile</b>	Custody Visitation	CV	69	▼	-44.4%	-55
	Permanency Planning	PH	11	▲	+83.3%	+5
	Misdemeanor	DM	9	▲	+200.0%	+6
	Abuse and Neglect	AN	5	▼	-64.3%	-9
	Traffic	T	4	▼	-20.0%	-1
	Status	ST	3	▲	-	+3
	Temporary Detention Order	TD	3	▲	-	+3
	Emergency Custody Order	EC	2	▲	-	+2
	Family Abuse - Protective Order	FP	2	▲	-	+2
	Terminate Parental Rights	TP	2	▼	-83.3%	-10
	Voluntary Continuing Services and Support Agreem	VA	2	▲	+100.0%	+1
	Entrustment	ET	1	▲	-	+1
	Felony	DF	1	↔	-	-
	Paternity	PT	1	↔	-	-
	Capias	CA	0	▼	-100.0%	-1
	Child In Need of Services	CS	0	▼	-100.0%	-1
	Foster Care Review	FC	0	▼	-100.0%	-11
	Initial Foster Care	IF	0	▼	-100.0%	-2
	Motion - Protective Order	MP	0	▼	-100.0%	-2
	Remand Custody	RC	0	▼	-100.0%	-4
Remand Visitation	RV	0	▼	-100.0%	-4	
Total			<b>115</b>	▼	<b>-40.1%</b>	<b>-77</b>
<b>GRAND TOTAL</b>			<b>223</b>	▼	<b>-25.9%</b>	<b>-78</b>

Filings by Major Case Category\*\*

Category	Summary	Change	% Change	Absolute Change
Adult Criminal	44	▲	-36.2%	-25
Child Dependency	21	▲	-54.3%	-25
Child in Need of Services/Supervision	0	▼	-100.0%	-1
Custody and Visitation	70	▼	-44.0%	-55
Delinquency	10	▲	+100.0%	+5
Juvenile Miscellaneous	3	▲	-	+3
Other	9	▲	-40.0%	-6
Protective Orders	12	▲	-14.3%	-2

\* Compared to same time period as previous year

\*\* Case Type Categories are defined in the 2017 Virginia Judicial Workload Assessment

The data reported reflect the case management system. The case types reported may not necessitate judicial involvement.

**CPSS - JCMS CASELOAD STATISTICS OF THE JUVENILE & DOMESTIC RELATIONS DISTRICT COURTS**  
 January 2025 thru February 2025 Filings (Compared to January 2024 thru February 2024)

Support	50	▲	+138.1%	+29
Traffic	4	▼	-20.0%	-1
<b>GRAND TOTAL</b>	<b>223</b>	▼	-25.9%	-78

\* Compared to same time period as previous year

\*\* Case Type Categories are defined in the 2017 Virginia Judicial Workload Assessment

The data reported reflect the case management system. The case types reported may not necessitate judicial involvement.

2025 Overall GRAND TOTAL		Distribution of Caseload		Change*		Percentage (%) of Caseload		
<p>2025 <b>649</b> +45 7.5%</p> <p>2024 <b>604</b></p>	Adult	466	72%	19.5% ▲	+76	Adult	2024	2025
	Juvenile	183	28%	-14.5% ▼	-31	Juvenile	64.6%	71.8%
<b>GRAND TOTAL</b>		<b>649</b>	100%	7.5% ▲	+45	<b>GRAND TOTAL</b>	100%	100%

Filings by Division & Code

Division	Case Type Description	Code	Summary	Change	% Change	Absolute Change
<b>Adult</b>	Show Cause	SC	104	▲	+100.0%	+52
	Misdemeanor	CM	96	▼	-15.8%	-18
	Other	OT	82	▼	-3.5%	-3
	Capias	CA	61	▲	+15.1%	+8
	Civil Support	VS	59	▲	+11.3%	+6
	Felony	CF	34	▲	+112.5%	+18
	Family Abuse - Protective Order	FP	26	▲	+136.4%	+15
	Non-Family Abuse Protective Order	AP	3	▼	-25.0%	-1
	Motion - Protective Order	MP	1	▲	-	+1
	Violation of Protective Order	PV	0	▼	-100.0%	-2
Total			<b>466</b>	▲	<b>19.5%</b>	<b>+76</b>
<b>Juvenile</b>	Custody Visitation	CV	75	▼	-29.9%	-32
	Misdemeanor	DM	27	▼	-25.0%	-9
	Truancy	TR	21	▼	-8.7%	-2
	Status	ST	16	▲	+33.3%	+4
	Felony	DF	14	↔	-	-
	Paternity	PT	4	▲	+33.3%	+1
	Permanency Planning	PH	4	▲	+33.3%	+1
	Terminate Parental Rights	TP	4	▲	+100.0%	+2
	Foster Care Review	FC	3	▲	+200.0%	+2
	Initial Foster Care	IF	3	↔	-	-
	Traffic	T	3	▼	-25.0%	-1
	Abuse and Neglect	AN	2	▲	-	+2
	Child In Need of Services	CS	2	▲	+100.0%	+1
	Family Abuse - Protective Order	FP	2	▲	-	+2
	Other	OT	2	▲	-	+2
	Special Immigrant Juvenile Status	SI	1	▲	-	+1
	Emancipation	EP	0	▼	-100.0%	-1
	Emergency Custody Order	EC	0	▼	-100.0%	-1
	Entrustment	ET	0	▼	-100.0%	-1
	Temporary Detention Order	TD	0	▼	-100.0%	-2
Total			<b>183</b>	▼	<b>-14.5%</b>	<b>-31</b>
<b>GRAND TOTAL</b>			<b>649</b>	▲	<b>7.5%</b>	<b>+45</b>

Filings by Major Case Category\*\*

Category	Summary	Change	% Change	Absolute Change
Adult Criminal	248	▲	+6.9%	+16
Child Dependency	16	▲	+60.0%	+6
Child in Need of Services/Supervision	23	▲	-4.2%	-1
Custody and Visitation	79	▲	-28.2%	-31
Delinquency	41	▼	-18.0%	-9
Juvenile Miscellaneous	16	▲	+23.1%	+3
New to Workload Study	1	▲	-	+1
Other	84	▲	-4.5%	-4
Protective Orders	32	▲	+113.3%	+17
Support	106	▲	+82.8%	+48

\* Compared to same time period as previous year      \*\* Case Type Categories are defined in the 2017 Virginia Judicial Workload Assessment

The data reported reflect the case management system. The case types reported may not necessitate judicial involvement.



Traffic		3	▼	-25.0%	-1
	<b>GRAND TOTAL</b>	<b>649</b>	▲	7.5%	+45

\* Compared to same time period as previous year

\*\* Case Type Categories are defined in the 2017 Virginia Judicial Workload Assessment

The data reported reflect the case management system. The case types reported may not necessitate judicial involvement.

2025 Overall GRAND TOTAL		Distribution of Caseload		Change*		Percentage (%) of Caseload			
<b>539</b>	-88 -14.0%	<b>Adult</b>	285	53%	6.3% ▲	+17	<b>Adult</b>	42.7%	52.9%
2025		<b>Juvenile</b>	254	47%	-29.2% ▼	-105	<b>Juvenile</b>	57.3%	47.1%
2024		<b>GRAND TOTAL</b>	<b>539</b>	100%	-14.0% ▼	-88	<b>GRAND TOTAL</b>	100%	100%

**Filings by Division & Code**

Division	Case Type Description	Code	Summary	Change	% Change	Absolute Change
<b>Adult</b>	Misdemeanor	CM	57	▼	-44.7%	-46
	Civil Support	VS	55	▲	+27.9%	+12
	Other	OT	47	▲	+11.9%	+5
	Show Cause	SC	41	▲	+41.4%	+12
	Felony	CF	38	▲	+280.0%	+28
	Family Abuse - Protective Order	FP	22	▲	+10.0%	+2
	Capias	CA	14	▲	+75.0%	+6
	Motion - Protective Order	MP	4	▲	+100.0%	+2
	Violation of Protective Order	PV	4	▲	+33.3%	+1
	Non-Family Abuse Protective Order	AP	3	▼	-50.0%	-3
	Remand Support	RS	0	▼	-100.0%	-2
	<b>Total</b>		<b>285</b>	▲	<b>6.3%</b>	<b>+17</b>
<b>Juvenile</b>	Custody Visitation	CV	131	▼	-24.7%	-43
	Misdemeanor	DM	45	▼	-18.2%	-10
	Abuse and Neglect	AN	21	▼	-44.7%	-17
	Motion - Protective Order	MP	12	▲	+71.4%	+5
	Traffic	T	12	▲	+50.0%	+4
	Felony	DF	6	▼	-33.3%	-3
	Initial Foster Care	IF	5	↔		-
	Status	ST	5	▲	+66.7%	+2
	Foster Care Review	FC	4	▼	-50.0%	-4
	Non-Family Abuse Protective Order	AP	4	▲	-	+4
	Child In Need of Services	CS	3	▼	-25.0%	-1
	Paternity	PT	2	▲	+100.0%	+1
	Permanency Planning	PH	2	▼	-66.7%	-4
	Terminate Parental Rights	TP	1	▲	-	+1
	Truancy	TR	1	▼	-80.0%	-4
	Relief of Custody	CR	0	▼	-100.0%	-5
	Remand Custody	RC	0	▼	-100.0%	-14
	Remand Visitation	RV	0	▼	-100.0%	-16
	Special Immigrant Juvenile Status	SI	0	▼	-100.0%	-1
	<b>Total</b>		<b>254</b>	▼	<b>-29.2%</b>	<b>-105</b>
	<b>GRAND TOTAL</b>		<b>539</b>	▼	<b>-14.0%</b>	<b>-88</b>

**Filings by Major Case Category\*\***

Category	Summary	Change	% Change	Absolute Change
Adult Criminal	129	▲	-9.8%	-14
Child Dependency	33	▲	-46.8%	-29
Child in Need of Services/Supervision	4	▼	-55.6%	-5
Custody and Visitation	133	▲	-24.0%	-42
Delinquency	51	▼	-20.3%	-13
Juvenile Miscellaneous	5	▲	+66.7%	+2
New to Workload Study	0	▼	-100.0%	-1
Other	47	▼	-36.5%	-27
Protective Orders	45	▲	+28.6%	+10
Support	80	▲	+50.9%	+27

\* Compared to same time period as previous year      \*\* Case Type Categories are defined in the 2017 Virginia Judicial Workload Assessment

The data reported reflect the case management system. The case types reported may not necessitate judicial involvement.

Traffic		12	▲	+50.0%	+4
	<b>GRAND TOTAL</b>	<b>539</b>	▼	-14.0%	-88

2025 Overall GRAND TOTAL		Distribution of Caseload		Change*		Percentage (%) of Caseload			
<b>584</b>	-131 -18.3%	<b>Adult</b>	290 50%	-13.4%	▼	-45	<b>Adult</b>	46.9%	49.7%
2025		<b>Juvenile</b>	294 50%	-22.6%	▼	-86	<b>Juvenile</b>	53.1%	50.3%
2024		<b>GRAND TOTAL</b>	<b>584</b> 100%	-18.3%	▼	-131	<b>GRAND TOTAL</b>	100%	100%

Filings by Division & Code

Division	Case Type Description	Code	Summary	Change	% Change	Absolute Change
<b>Adult</b>	Civil Support	VS	67	▼	-28.0%	-26
	Show Cause	SC	61	▲	-15.3%	-11
	Misdemeanor	CM	58	▼	-26.6%	-21
	Other	OT	47	▼	-6.0%	-3
	Family Abuse - Protective Order	FP	31	▲	+82.4%	+14
	Capias	CA	10	▼	-9.1%	-1
	Felony	CF	9	▲	+50.0%	+3
	Violation of Protective Order	PV	4	▲	+300.0%	+3
	Non-Family Abuse Protective Order	AP	2	↔		-
	Restricted License for Non-Support	SL	1	▲	-	+1
	Motion - Protective Order	MP	0	▼	-100.0%	-2
	Remand Support	RS	0	▼	-100.0%	-1
	Violation Family Abuse Protective Order	PS	0	▼	-100.0%	-1
	<b>Total</b>			<b>290</b>	▼	<b>-13.4%</b>
<b>Juvenile</b>	Custody Visitation	CV	197	▼	-27.6%	-75
	Misdemeanor	DM	15	▼	-34.8%	-8
	Foster Care Review	FC	12	▲	+100.0%	+6
	Traffic	T	12	▲	+140.0%	+7
	Permanency Planning	PH	11	▲	+57.1%	+4
	Child In Need of Services	CS	10	▲	+42.9%	+3
	Child at Risk	RI	9	▲	+125.0%	+5
	Abuse and Neglect	AN	7	▼	-58.8%	-10
	Status	ST	4	▲	+100.0%	+2
	Paternity	PT	3	▼	-40.0%	-2
	Truancy	TR	3	▼	-50.0%	-3
	Voluntary Continuing Services and Support Agree	VA	3	▼	-62.5%	-5
	Non-Family Abuse Protective Order	AP	2	▲	+100.0%	+1
	Terminate Parental Rights	TP	2	▼	-50.0%	-2
	Felony	DF	1	▲	-	+1
	Relief of Custody	CR	1	↔		-
	Remand Custody	RC	1	▲	-	+1
	Remand Visitation	RV	1	▲	-	+1
	Civil Violation	CI	0	▼	-100.0%	-1
	Emancipation	EP	0	▼	-100.0%	-1
	Emergency Custody Order	EC	0	▼	-100.0%	-1
	Initial Foster Care	IF	0	▼	-100.0%	-6
	Motion - Protective Order	MP	0	▼	-100.0%	-2
	Temporary Detention Order	TD	0	▼	-100.0%	-1
<b>Total</b>			<b>294</b>	▼	<b>-22.6%</b>	<b>-86</b>
<b>GRAND TOTAL</b>			<b>584</b>	▼	<b>-18.3%</b>	<b>-131</b>

Filings by Major Case Category\*\*

Category	Summary	Change	% Change	Absolute Change
Adult Criminal	103	▲	-36.0%	-58
Child Dependency	45	▲	-15.1%	-8
Child in Need of Services/Supervision	13	▼		0
Custody and Visitation	200	▼	-27.8%	-77

\* Compared to same time period as previous year      \*\* Case Type Categories are defined in the 2017 Virginia Judicial Workload Assessment

The data reported reflect the case management system. The case types reported may not necessitate judicial involvement.

Delinquency	16	▲	-30.4%	-7
Juvenile Miscellaneous	4	↔	+33.3%	+1
New to Workload Study	0	▼	-100.0%	-1
Other	49	▲	-7.5%	-4
Protective Orders	35	▼	+45.8%	+11
Support	107	▲	+4.9%	+5
Traffic	12	▲	+140.0%	+7
<b>GRAND TOTAL</b>	<b>584</b>	▼	-18.3%	-131

\* Compared to same time period as previous year

\*\* Case Type Categories are defined in the 2017 Virginia Judicial Workload Assessment

The data reported reflect the case management system. The case types reported may not necessitate judicial involvement.

2025 Overall GRAND TOTAL		Distribution of Caseload			Change*		Percentage (%) of Caseload		
<p>2025 <b>1,765</b></p> <p>2024 <b>1,600</b></p> <p>+160 10.0%</p>	<b>Adult</b>	799	45%	12.7% ▲	+90	<b>Adult</b>	44.2%	45.3%	
	<b>Juvenile</b>	966	55%	7.8% ▲	+70	<b>Juvenile</b>	55.8%	54.7%	
<b>GRAND TOTAL</b>		<b>1,765</b>	100%	10.0% ▲	+160	<b>GRAND TOTAL</b>	100%	100%	

Filings by Division & Code

Division	Case Type Description	Code	Summary	Change	% Change	Absolute Change	
<b>Adult</b>	Misdemeanor	CM	211	▲	+10.5%	+20	
	Civil Support	VS	157	▼	-5.4%	-9	
	Show Cause	SC	155	▲	+98.7%	+77	
	Other	OT	128	▼	-3.8%	-5	
	Family Abuse - Protective Order	FP	71	▼	-7.8%	-6	
	Felony	CF	48	▲	+77.8%	+21	
	Non-Family Abuse Protective Order	AP	10	▲	+42.9%	+3	
	Violation of Protective Order	PV	8	▲	+33.3%	+2	
	Motion - Protective Order	MP	6	▼	-40.0%	-4	
	Capias	CA	3	▼	-62.5%	-5	
	Remand Support	RS	1	▼	-83.3%	-5	
	Restricted License for Non-Support	SL	1	▲	-	+1	
	Total			<b>799</b>	▲	<b>12.7%</b>	<b>+90</b>
	<b>Juvenile</b>	Custody Visitation	CV	592	▲	+29.3%	+134
Misdemeanor		DM	66	▼	-16.5%	-13	
Permanency Planning		PH	37	▲	+5.7%	+2	
Truancy		TR	32	▼	-8.6%	-3	
Foster Care Review		FC	25	▼	-16.7%	-5	
Abuse and Neglect		AN	23	▼	-53.1%	-26	
Initial Foster Care		IF	22	▲	+15.8%	+3	
Status		ST	22	▲	+120.0%	+12	
Terminate Parental Rights		TP	21	▼	-32.3%	-10	
Special Immigrant Juvenile Status		SI	19	▲	+35.7%	+5	
Temporary Detention Order		TD	19	▼	-36.7%	-11	
Traffic		T	19	▼	-5.0%	-1	
Felony		DF	13	▲	+62.5%	+5	
Motion - Protective Order		MP	13	▲	+85.7%	+6	
Mental Commitment		MC	8	▼	-27.3%	-3	
Non-Family Abuse Protective Order		AP	6	▲	+100.0%	+3	
Paternity		PT	6	▲	+50.0%	+2	
Relief of Custody		CR	4	▼	-60.0%	-6	
Remand Custody		RC	4	▼	-55.6%	-5	
Voluntary Continuing Services and Support Agreem		VA	4	▲	+33.3%	+1	
Emergency Custody Order		EC	3	▼	-75.0%	-9	
Entrustment		ET	3	↔	-	-	
Remand Visitation		RV	2	▼	-75.0%	-6	
Capias		CA	1	▼	-50.0%	-1	
Child In Need of Services		CS	1	▼	-75.0%	-3	
Other		OT	1	▲	-	+1	
Civil Violation		CI	0	▼	-100.0%	-1	
Restricted Operators License		RL	0	▼	-100.0%	-1	
Total			<b>966</b>	▲	<b>7.8%</b>	<b>+70</b>	
<b>GRAND TOTAL</b>			<b>1,765</b>	▲	<b>10.0%</b>	<b>+160</b>	

\* Compared to same time period as previous year

\*\* Case Type Categories are defined in the 2017 Virginia Judicial Workload Assessment

The data reported reflect the case management system. The case types reported may not necessitate judicial involvement.

Filings by Major Case Category\*\*

Category	Summary	Change	% Change	Absolute Change
Adult Criminal	324	▲	+14.5%	+41
Child Dependency	139	▼	-22.8%	-41
Child in Need of Services/Supervision	33	▼	-15.4%	-6
Custody and Visitation	598	▲	+29.4%	+136
Delinquency	80	▼	-10.1%	-9
Juvenile Miscellaneous	23	▲	+130.0%	+13
New to Workload Study	19	▼	+26.7%	+4
Other	165	▼	-21.1%	-44
Protective Orders	106	▲	+1.9%	+2
Support	259	▲	+34.2%	+66
Traffic	19	▼	-9.5%	-2
<b>GRAND TOTAL</b>	<b>1,765</b>	▲	10.0%	+160

\* Compared to same time period as previous year

\*\* Case Type Categories are defined in the 2017 Virginia Judicial Workload Assessment

The data reported reflect the case management system. The case types reported may not necessitate judicial involvement.

2025 Overall GRAND TOTAL		Distribution of Caseload		Change*		Percentage (%) of Caseload		
<b>655</b>	-147 -18.3%	<b>Adult</b>	300 46%	5.6% ▲	+16	<b>Adult</b>	2024 35.4%	2025 45.8%
2025		<b>Juvenile</b>	355 54%	-31.5% ▼	-163	<b>Juvenile</b>	64.6%	54.2%
2024		<b>GRAND TOTAL</b>	<b>655</b> 100%	-18.3% ▼	-147	<b>GRAND TOTAL</b>	100%	100%

**Filings by Division & Code**

Division	Case Type Description	Code	Summary	Change	% Change	Absolute Change
<b>Adult</b>	Civil Support	VS	68	▼	-15.0%	-12
	Misdemeanor	CM	67	▼	-10.7%	-8
	Show Cause	SC	53	▲	+47.2%	+17
	Other	OT	49	▲	+16.7%	+7
	Family Abuse - Protective Order	FP	30	▲	+7.1%	+2
	Felony	CF	15	↔		-
	Capias	CA	8	▲	+33.3%	+2
	Remand Support	RS	6	▲	+500.0%	+5
	Motion - Protective Order	MP	2	▲	+100.0%	+1
	Non-Family Abuse Protective Order	AP	2	▲	-	+2
	<b>Total</b>		<b>300</b>	▲	<b>5.6%</b>	<b>+16</b>
<b>Juvenile</b>	Custody Visitation	CV	180	▼	-37.9%	-110
	Misdemeanor	DM	45	▼	-22.4%	-13
	Traffic	T	32	▼	-5.9%	-2
	Abuse and Neglect	AN	19	▼	-17.4%	-4
	Permanency Planning	PH	16	▲	+23.1%	+3
	Truancy	TR	9	▼	-18.2%	-2
	Voluntary Continuing Services and Support Agreem	VA	8	▼	-20.0%	-2
	Foster Care Review	FC	7	▲	+75.0%	+3
	Child In Need of Services	CS	5	▼	-16.7%	-1
	Motion - Protective Order	MP	5	▲	+66.7%	+2
	Terminate Parental Rights	TP	5	▼	-37.5%	-3
	Initial Foster Care	IF	4	▼	-50.0%	-4
	Remand Custody	RC	4	▲	+33.3%	+1
	Entrustment	ET	3	▲	-	+3
	Felony	DF	3	▼	-66.7%	-6
	Civil Violation	CI	2	▼	-33.3%	-1
	Status	ST	2	▼	-92.9%	-26
	Temporary Detention Order	TD	2	▲	+100.0%	+1
	Emergency Custody Order	EC	1	▲	-	+1
	Paternity	PT	1	▼	-75.0%	-3
Remand Visitation	RV	1	▲	-	+1	
Special Immigrant Juvenile Status	SI	1	↔		-	
Non-Family Abuse Protective Order	AP	0	▼	-100.0%	-1	
	<b>Total</b>		<b>355</b>	▼	<b>-31.5%</b>	<b>-163</b>
<b>GRAND TOTAL</b>			<b>655</b>	▼	<b>-18.3%</b>	<b>-147</b>

**Filings by Major Case Category\*\***

Category	Summary	Change	% Change	Absolute Change
Adult Criminal	114	▲	-3.4%	-4
Child Dependency	62	▲	-6.1%	-4
Child in Need of Services/Supervision	14	▼	-17.6%	-3
Custody and Visitation	181	▼	-38.4%	-113
Delinquency	48	▼	-28.4%	-19
Juvenile Miscellaneous	2	▼	-92.9%	-26
New to Workload Study	3	▼	-25.0%	-1

\* Compared to same time period as previous year

\*\* Case Type Categories are defined in the 2017 Virginia Judicial Workload Assessment

The data reported reflect the case management system. The case types reported may not necessitate judicial involvement.



Other	63	▲	+34.0%	+16
Protective Orders	39	▲	+18.2%	+6
Support	97	▲	+3.2%	+3
Traffic	32	▼	-5.9%	-2
<b>GRAND TOTAL</b>	<b>655</b>	▼	-18.3%	-147

\* Compared to same time period as previous year

\*\* Case Type Categories are defined in the 2017 Virginia Judicial Workload Assessment

The data reported reflect the case management system. The case types reported may not necessitate judicial involvement.

2025 Overall GRAND TOTAL		Distribution of Caseload			Change*		Percentage (%) of Caseload		
<b>268</b> -63 -19.0% 	Adult	105	39%	-18.6% ▼	-24	Adult	2024	2025	
	Juvenile	163	61%	-19.3% ▼	-39	Juvenile	39.0%	39.2%	
	<b>GRAND TOTAL</b>	<b>268</b>	100%	-19.0% ▼	-63	<b>GRAND TOTAL</b>	100%	100%	

Filings by Division & Code

Division	Case Type Description	Code	Summary	Change	% Change	Absolute Change
<b>Adult</b>	Misdemeanor	CM	23	▼	-25.8%	-8
	Civil Support	VS	22	▼	-31.3%	-10
	Show Cause	SC	22	▲	+37.5%	+6
	Other	OT	18	▲	+12.5%	+2
	Family Abuse - Protective Order	FP	10	▲	+25.0%	+2
	Felony	CF	4	▼	-60.0%	-6
	Remand Support	RS	4	↔		-
	Capias	CA	1	▼	-90.0%	-9
	Motion - Protective Order	MP	1	▼	-50.0%	-1
		<b>Total</b>		<b>105</b>	▼	<b>-18.6%</b>
<b>Juvenile</b>	Custody Visitation	CV	62	▼	-30.3%	-27
	Misdemeanor	DM	23	▼	-8.0%	-2
	Abuse and Neglect	AN	13	↔		-
	Felony	DF	11	▲	+120.0%	+6
	Remand Custody	RC	10	▲	+150.0%	+6
	Remand Visitation	RV	10	▲	+150.0%	+6
	Traffic	T	10	▼	-44.4%	-8
	Status	ST	9	▼	-25.0%	-3
	Permanency Planning	PH	7	▲	+600.0%	+6
	Temporary Detention Order	TD	3	▲	+200.0%	+2
	Initial Foster Care	IF	2	▼	-75.0%	-6
	Terminate Parental Rights	TP	2	▲	-	+2
	Voluntary Continuing Services and Support Agreem	VA	1	▼	-66.7%	-2
	Child In Need of Services	CS	0	▼	-100.0%	-1
	Emergency Custody Order	EC	0	▼	-100.0%	-1
	Foster Care Review	FC	0	▼	-100.0%	-5
	Mental Commitment	MC	0	▼	-100.0%	-9
	Motion - Protective Order	MP	0	▼	-100.0%	-3
	<b>Total</b>		<b>163</b>	▼	<b>-19.3%</b>	<b>-39</b>
<b>GRAND TOTAL</b>			<b>268</b>	▼	-19.0%	-63

Filings by Major Case Category\*\*

Category	Summary	Change	% Change	Absolute Change
Adult Criminal	39	▼	-39.1%	-25
Child Dependency	25	▲	-16.7%	-5
Child in Need of Services/Supervision	0	▼	-100.0%	-1
Custody and Visitation	62	▼	-30.3%	-27
Delinquency	34	▲	+13.3%	+4
Juvenile Miscellaneous	9	▼	-25.0%	-3
Other	45	▲	+15.4%	+6
Protective Orders	11	▼	-15.4%	-2
Support	33	▲	-5.7%	-2
Traffic	10	▼	-44.4%	-8
<b>GRAND TOTAL</b>	<b>268</b>	▼	-19.0%	-63

\* Compared to same time period as previous year


\*\* Case Type Categories are defined in the 2017 Virginia Judicial Workload Assessment

The data reported reflect the case management system. The case types reported may not necessitate judicial involvement.

\* Compared to same time period as previous year

\*\* Case Type Categories are defined in the 2017 Virginia Judicial Workload Assessment

The data reported reflect the case management system. The case types reported may not necessitate judicial involvement.

2025 Overall GRAND TOTAL		Distribution of Caseload			Change*		Percentage (%) of Caseload		
<b>332</b> -32 -8.8% 		<b>Adult</b>	150	45%	-20.2% ▼	-38	<b>Adult</b>	51.6%	45.2%
		<b>Juvenile</b>	182	55%	3.4% ▲	+6	<b>Juvenile</b>	48.4%	54.8%
		<b>GRAND TOTAL</b>	<b>332</b>	100%	-8.8% ▼	-32	<b>GRAND TOTAL</b>	100%	100%

Filings by Division & Code

Division	Case Type Description	Code	Summary	Change	% Change	Absolute Change
<b>Adult</b>	Civil Support	VS	44	▲	+63.0%	+17
	Show Cause	SC	28	▲		-
	Misdemeanor	CM	27	▼	-38.6%	-17
	Other	OT	27	▼	-22.9%	-8
	Family Abuse - Protective Order	FP	12	▼	-42.9%	-9
	Felony	CF	5	▼	-70.6%	-12
	Capias	CA	3	▼	-40.0%	-2
	Motion - Protective Order	MP	2	▼	-60.0%	-3
	Remand Support	RS	1	↔		-
	Violation of Protective Order	PV	1	▼	-75.0%	-3
	Non-Family Abuse Protective Order	AP	0	▼	-100.0%	-1
	<b>Total</b>		<b>150</b>	▼	<b>-20.2%</b>	<b>-38</b>
<b>Juvenile</b>	Custody Visitation	CV	116	▲	+8.4%	+9
	Traffic	T	15	▲	+50.0%	+5
	Misdemeanor	DM	14	▼	-12.5%	-2
	Truancy	TR	8	▼	-33.3%	-4
	Child In Need of Services	CS	6	▲	+200.0%	+4
	Status	ST	5	▲	+150.0%	+3
	Abuse and Neglect	AN	4	↔		-
	Paternity	PT	3	▼	-40.0%	-2
	Terminate Parental Rights	TP	3	▲	-	+3
	Foster Care Review	FC	2	▼	-33.3%	-1
	Initial Foster Care	IF	2	↔		-
	Emancipation	EP	1	▲	-	+1
	Remand Custody	RC	1	↔		-
	Remand Visitation	RV	1	↔		-
	Voluntary Continuing Services and Support Agree	VA	1	▲	-	+1
	Felony	DF	0	▼	-100.0%	-1
	Motion - Protective Order	MP	0	▼	-100.0%	-3
	Permanency Planning	PH	0	▼	-100.0%	-2
	Special Immigrant Juvenile Status	SI	0	▼	-100.0%	-1
Temporary Detention Order	TD	0	▼	-100.0%	-4	
	<b>Total</b>		<b>182</b>	▲	<b>3.4%</b>	<b>+6</b>
<b>GRAND TOTAL</b>			<b>332</b>	▼	<b>-8.8%</b>	<b>-32</b>

Filings by Major Case Category\*\*

Category	Summary	Change	% Change	Absolute Change
Adult Criminal	51	▼	-42.7%	-38
Child Dependency	12	▲	+9.1%	+1
Child in Need of Services/Supervision	14	▲		0
Custody and Visitation	119	▼	+6.3%	+7
Delinquency	14	▼	-17.6%	-3
Juvenile Miscellaneous	6	▲	+200.0%	+4
New to Workload Study	0	▼	-100.0%	-1
Other	30	▼	-28.6%	-12
Protective Orders	14	▼	-53.3%	-16

\* Compared to same time period as previous year      \*\* Case Type Categories are defined in the 2017 Virginia Judicial Workload Assessment

The data reported reflect the case management system. The case types reported may not necessitate judicial involvement.

**CPSS - JCMS CASELOAD STATISTICS OF THE JUVENILE & DOMESTIC RELATIONS DISTRICT COURTS**  
 January 2025 thru February 2025 Filings (Compared to January 2024 thru February 2024)

Support	57	▲	+58.3%	+21
Traffic	15	▲	+50.0%	+5
<b>GRAND TOTAL</b>	<b>332</b>	▼	-8.8%	-32

\* Compared to same time period as previous year  
 \*\* Case Type Categories are defined in the 2017 Virginia Judicial Workload Assessment  
 The data reported reflect the case management system. The case types reported may not necessitate judicial involvement.  
 3/13/2025 9:42:08AM Source: SCV-SQL-Information

2025 Overall GRAND TOTAL		Distribution of Caseload		Change*		Percentage (%) of Caseload			
	822	Adult	441	54%	25.6% ▲	+90	Adult	45.3%	53.6%
	+47 6.1%	Juvenile	381	46%	-10.1% ▼	-43	Juvenile	54.7%	46.4%
2025		GRAND TOTAL	822	100%	6.1% ▲	+47	GRAND TOTAL	100%	100%
2024									

Filings by Division & Code

Division	Case Type Description	Code	Summary	Change	% Change	Absolute Change
Adult	Show Cause	SC	92	▲	+119.0%	+50
	Civil Support	VS	86	▲	+16.2%	+12
	Misdemeanor	CM	84	▼	-15.2%	-15
	Other	OT	81	▲	+92.9%	+39
	Family Abuse - Protective Order	FP	35	▲	+34.6%	+9
	Felony	CF	29	▲	+16.0%	+4
	Capias	CA	19	▲	+26.7%	+4
	Motion - Protective Order	MP	9	▼	-25.0%	-3
	Violation of Protective Order	PV	3	▼	-50.0%	-3
	Remand Support	RS	2	▼	-77.8%	-7
	Restricted License for Non-Support	SL	1	↔		-
	Total		441	▲	25.6%	+90
Juvenile	Custody Visitation	CV	218	▼	-14.5%	-37
	Abuse and Neglect	AN	21	▲	+50.0%	+7
	Entrustment	ET	20	▲	+900.0%	+18
	Terminate Parental Rights	TP	20	▲	+400.0%	+16
	Permanency Planning	PH	18	▲	+28.6%	+4
	Status	ST	14	▲	-17.6%	-3
	Truancy	TR	13	▼	-38.1%	-8
	Traffic	T	11	↔		-
	Remand Custody	RC	8	▼	-27.3%	-3
	Remand Visitation	RV	8	▼	-27.3%	-3
	Foster Care Review	FC	7	▼	-58.8%	-10
	Paternity	PT	4	▲	+33.3%	+1
	Felony	DF	3	▲	+200.0%	+2
	Initial Foster Care	IF	3	▲	+50.0%	+1
	Voluntary Continuing Services and Support Agree	VA	3	▲	+50.0%	+1
	Child In Need of Services	CS	2	▼	-50.0%	-2
	Misdemeanor	DM	2	▼	-87.5%	-14
	Temporary Detention Order	TD	2	↔		-
	Motion - Protective Order	MP	1	▼	-80.0%	-4
	Non-Family Abuse Protective Order	AP	1	▼	-75.0%	-3
	Show Cause	SC	1	↔		-
	Special Immigrant Juvenile Status	SI	1	▲	-	+1
	Emancipation	EP	0	▼	-100.0%	-1
	Emergency Custody Order	EC	0	▼	-100.0%	-1
	Other	OT	0	▼	-100.0%	-1
	Relief of Custody	CR	0	▼	-100.0%	-4
		Total		381	▼	-10.1%
	<b>GRAND TOTAL</b>		<b>822</b>	▲	6.1%	+47

Filings by Major Case Category\*\*

Category	Summary	Change	% Change	Absolute Change
Adult Criminal	193	▲	+10.3%	+18
Child Dependency	92	▲	+55.9%	+33
Child in Need of Services/Supervision	15	▼	-40.0%	-10
Custody and Visitation	222	▲	-14.0%	-36

\* Compared to same time period as previous year      \*\* Case Type Categories are defined in the 2017 Virginia Judicial Workload Assessment

The data reported reflect the case management system. The case types reported may not necessitate judicial involvement.

**CPSS - JCMS CASELOAD STATISTICS OF THE JUVENILE & DOMESTIC RELATIONS DISTRICT COURTS**  
 January 2025 thru February 2025 Filings (Compared to January 2024 thru February 2024)

Delinquency	6	▲	-66.7%	-12
Juvenile Miscellaneous	14	▼	-22.2%	-4
New to Workload Study	1	▲	-	+1
Other	101	▲	+31.2%	+24
Protective Orders	46	▼	-2.1%	-1
Support	121	▲	+39.1%	+34
Traffic	11	↔		0
<b>GRAND TOTAL</b>	<b>822</b>	<b>▲</b>	<b>6.1%</b>	<b>+47</b>

\* Compared to same time period as previous year

\*\* Case Type Categories are defined in the 2017 Virginia Judicial Workload Assessment

The data reported reflect the case management system. The case types reported may not necessitate judicial involvement.

2025 Overall GRAND TOTAL		Distribution of Caseload			Change*		Percentage (%) of Caseload			
<b>488</b> -55 -10.1% 		<b>Adult</b>	257	53%	-0.4%	▼	-1	<b>Adult</b>	47.5%	52.7%
		<b>Juvenile</b>	231	47%	-18.9%	▼	-54	<b>Juvenile</b>	52.5%	47.3%
		<b>GRAND TOTAL</b>	<b>488</b>	100%	-10.1%	▼	-55	<b>GRAND TOTAL</b>	100%	100%

Filings by Division & Code

Division	Case Type Description	Code	Summary	Change	% Change	Absolute Change
<b>Adult</b>	Civil Support	VS	81	▼	-9.0%	-8
	Show Cause	SC	52	▲	-8.8%	-5
	Misdemeanor	CM	51	▲	+50.0%	+17
	Family Abuse - Protective Order	FP	31	▲	+47.6%	+10
	Other	OT	19	▼	-36.7%	-11
	Capias	CA	11	▲	+10.0%	+1
	Felony	CF	10	▼	-28.6%	-4
	Non-Family Abuse Protective Order	AP	1	↔		-
	Remand Support	RS	1	▲	-	+1
	Motion - Protective Order	MP	0	▼	-100.0%	-2
	<b>Total</b>		<b>257</b>	▼	<b>-0.4%</b>	<b>-1</b>
<b>Juvenile</b>	Custody Visitation	CV	129	▼	-32.1%	-61
	Misdemeanor	DM	18	▼	-14.3%	-3
	Abuse and Neglect	AN	16	▲	+60.0%	+6
	Permanency Planning	PH	10	▲	+900.0%	+9
	Traffic	T	8	▼	-52.9%	-9
	Truancy	TR	8	▼	-11.1%	-1
	Felony	DF	6	▲	+200.0%	+4
	Status	ST	6	▼	-14.3%	-1
	Terminate Parental Rights	TP	6	▲	-	+6
	Remand Custody	RC	5	▲	-	+5
	Remand Visitation	RV	5	▲	-	+5
	Foster Care Review	FC	4	▼	-42.9%	-3
	Paternity	PT	4	▲	+100.0%	+2
	Temporary Detention Order	TD	4	▲	+33.3%	+1
	Child In Need of Services	CS	1	▼	-50.0%	-1
	Initial Foster Care	IF	1	▼	-75.0%	-3
	Motion - Protective Order	MP	0	▼	-100.0%	-5
	Non-Family Abuse Protective Order	AP	0	▼	-100.0%	-4
	Voluntary Continuing Services and Support Agreem	VA	0	▼	-100.0%	-1
		<b>Total</b>		<b>231</b>	▼	<b>-18.9%</b>
	<b>GRAND TOTAL</b>		<b>488</b>	▼	<b>-10.1%</b>	<b>-55</b>

Filings by Major Case Category\*\*

Category	Summary	Change	% Change	Absolute Change
Adult Criminal	99	▼	-3.9%	-4
Child Dependency	37	▲	+60.9%	+14
Child in Need of Services/Supervision	9	▼	-18.2%	-2
Custody and Visitation	133	▲	-30.7%	-59
Delinquency	24	▲	+4.3%	+1
Juvenile Miscellaneous	6	▼	-14.3%	-1
Other	34	▲	+3.0%	+1
Protective Orders	32	▼	-3.0%	-1
Support	106	▲	+5.0%	+5
Traffic	8	▼	-52.9%	-9

\* Compared to same time period as previous year

\*\* Case Type Categories are defined in the 2017 Virginia Judicial Workload Assessment

The data reported reflect the case management system. The case types reported may not necessitate judicial involvement.



**GRAND TOTAL**

**488**



-10.1%

-55

\* Compared to same time period as previous year

\*\* Case Type Categories are defined in the 2017 Virginia Judicial Workload Assessment

The data reported reflect the case management system. The case types reported may not necessitate judicial involvement.

2025 Overall GRAND TOTAL	Distribution of Caseload	Change*	Percentage (%) of Caseload																								
<b>1,197</b> 	<table border="1"> <tr> <td>Adult</td> <td>599</td> <td>50%</td> <td>-2.9% ▼</td> <td>-18</td> </tr> <tr> <td>Juvenile</td> <td>598</td> <td>50%</td> <td>3.1% ▲</td> <td>+18</td> </tr> <tr> <td><b>GRAND TOTAL</b></td> <td><b>1,197</b></td> <td>100%</td> <td>0.0%</td> <td>0</td> </tr> </table>	Adult	599	50%	-2.9% ▼	-18	Juvenile	598	50%	3.1% ▲	+18	<b>GRAND TOTAL</b>	<b>1,197</b>	100%	0.0%	0		<table border="1"> <tr> <td>Adult</td> <td>2024: 51.5%</td> <td>2025: 50.0%</td> </tr> <tr> <td>Juvenile</td> <td>2024: 48.5%</td> <td>2025: 50.0%</td> </tr> <tr> <td><b>GRAND TOTAL</b></td> <td>100%</td> <td>100%</td> </tr> </table>	Adult	2024: 51.5%	2025: 50.0%	Juvenile	2024: 48.5%	2025: 50.0%	<b>GRAND TOTAL</b>	100%	100%
Adult	599	50%	-2.9% ▼	-18																							
Juvenile	598	50%	3.1% ▲	+18																							
<b>GRAND TOTAL</b>	<b>1,197</b>	100%	0.0%	0																							
Adult	2024: 51.5%	2025: 50.0%																									
Juvenile	2024: 48.5%	2025: 50.0%																									
<b>GRAND TOTAL</b>	100%	100%																									

Filings by Division & Code

Division	Case Type Description	Code	Summary	Change	% Change	Absolute Change
<b>Adult</b>	Misdemeanor	CM	164	▲	+1.9%	+3
	Show Cause	SC	130	▲	+22.6%	+24
	Other	OT	104	▲	+1.0%	+1
	Civil Support	VS	86	▼	-15.7%	-16
	Felony	CF	44	▼	-31.3%	-20
	Capias	CA	31	▲	+55.0%	+11
	Family Abuse - Protective Order	FP	25	▼	-44.4%	-20
	Motion - Protective Order	MP	9	▼	-25.0%	-3
	Non-Family Abuse Protective Order	AP	3	▲	+50.0%	+1
	Restricted License for Non-Support	SL	2	▲	+100.0%	+1
	Remand Support	RS	1	↔		-
Total			<b>599</b>	▼	<b>-2.9%</b>	<b>-18</b>
<b>Juvenile</b>	Custody Visitation	CV	257	▲	+14.7%	+33
	Terminate Parental Rights	TP	55	▲	+12.2%	+6
	Misdemeanor	DM	46	▼	-34.3%	-24
	Permanency Planning	PH	36	▲	+9.1%	+3
	Foster Care Review	FC	34	▲	+6.3%	+2
	Abuse and Neglect	AN	29	▲	+31.8%	+7
	Paternity	PT	22	▲	+214.3%	+15
	Felony	DF	20	▲	+100.0%	+10
	Truancy	TR	17	▲	+21.4%	+3
	Entrustment	ET	14	▼	-44.0%	-11
	Traffic	T	13	▲	+30.0%	+3
	Initial Foster Care	IF	9	▼	-40.0%	-6
	Temporary Detention Order	TD	8	▲	+33.3%	+2
	Emergency Custody Order	EC	7	▼	-12.5%	-1
	Mental Commitment	MC	7	▼	-30.0%	-3
	Child at Risk	RI	5	▼	-61.5%	-8
	Special Immigrant Juvenile Status	SI	5	▲	-	+5
	Child In Need of Services	CS	3	▼	-70.0%	-7
	Motion - Protective Order	MP	2	▼	-50.0%	-2
	Non-Family Abuse Protective Order	AP	2	↔		-
	Other	OT	2	▲	+100.0%	+1
	Remand Custody	RC	2	▼	-60.0%	-3
	Voluntary Continuing Services and Support Agreem	VA	2	▼	-66.7%	-4
	Status	ST	1	▼	-50.0%	-1
Remand Visitation	RV	0	▼	-100.0%	-2	
Total			<b>598</b>	▲	<b>3.1%</b>	<b>+18</b>
<b>GRAND TOTAL</b>			<b>1,197</b>		0.0%	0

Filings by Major Case Category\*\*

Category	Summary	Change	% Change	Absolute Change
Adult Criminal	312	▲	-4.3%	-14
Child Dependency	184	▼	-5.6%	-11
Child in Need of Services/Supervision	20	▼	-16.7%	-4
Custody and Visitation	279	▲	+20.8%	+48
Delinquency	66	▲	-17.5%	-14

\* Compared to same time period as previous year      \*\* Case Type Categories are defined in the 2017 Virginia Judicial Workload Assessment

The data reported reflect the case management system. The case types reported may not necessitate judicial involvement.

**CPSS - JCMS CASELOAD STATISTICS OF THE JUVENILE & DOMESTIC RELATIONS DISTRICT COURTS**  
 January 2025 thru February 2025 Filings (Compared to January 2024 thru February 2024)

Juvenile Miscellaneous	1	▼	-50.0%	-1
New to Workload Study	5	▲	-	+5
Other	131	▲	-3.7%	-5
Protective Orders	41	▼	-36.9%	-24
Support	145	▲	+13.3%	+17
Traffic	13	▲	+30.0%	+3
<b>GRAND TOTAL</b>	<b>1,197</b>		0.0%	0

\* Compared to same time period as previous year

\*\* Case Type Categories are defined in the 2017 Virginia Judicial Workload Assessment

The data reported reflect the case management system. The case types reported may not necessitate judicial involvement.

2025 Overall GRAND TOTAL		Distribution of Caseload		Change*		Percentage (%) of Caseload			
<b>94</b> -175 -65.1% 	<b>Adult</b>	47	50%	-74.7%	▼	-139	<b>Adult</b>	69.1%	50.0%
	<b>Juvenile</b>	47	50%	-43.4%	▼	-36	<b>Juvenile</b>	30.9%	50.0%
<b>GRAND TOTAL</b>		<b>94</b>	100%	-65.1%	▼	-175	<b>GRAND TOTAL</b>	100%	100%

Filings by Division & Code

Division	Case Type Description	Code	Summary	Change	% Change	Absolute Change
<b>Adult</b>	Show Cause	SC	21	▲	-4.5%	-1
	Misdemeanor	CM	10	▼	-91.9%	-114
	Other	OT	7	▼	-41.7%	-5
	Capias	CA	6	▲	+500.0%	+5
	Family Abuse - Protective Order	FP	3	▼	-25.0%	-1
	Civil Support	VS	0	▼	-100.0%	-15
	Felony	CF	0	▼	-100.0%	-2
	Motion - Protective Order	MP	0	▼	-100.0%	-3
	Non-Family Abuse Protective Order	AP	0	▼	-100.0%	-2
	Violation of Protective Order	PV	0	▼	-100.0%	-1
Total			<b>47</b>	▼	<b>-74.7%</b>	<b>-139</b>
<b>Juvenile</b>	Custody Visitation	CV	28	▼	-45.1%	-23
	Misdemeanor	DM	5	▼	-37.5%	-3
	Truancy	TR	5	▲	+66.7%	+2
	Abuse and Neglect	AN	4	▲	+100.0%	+2
	Child In Need of Services	CS	2	▲	-	+2
	Foster Care Review	FC	2	▲	-	+2
	Permanency Planning	PH	1	▼	-80.0%	-4
	Entrustment	ET	0	▼	-100.0%	-1
	Mental Commitment	MC	0	▼	-100.0%	-1
	Motion - Protective Order	MP	0	▼	-100.0%	-3
	Other	OT	0	▼	-100.0%	-1
	Paternity	PT	0	▼	-100.0%	-1
	Status	ST	0	▼	-100.0%	-3
	Temporary Detention Order	TD	0	▼	-100.0%	-1
	Terminate Parental Rights	TP	0	▼	-100.0%	-1
	Traffic	T	0	▼	-100.0%	-2
	Total			<b>47</b>	▼	<b>-43.4%</b>
<b>GRAND TOTAL</b>			<b>94</b>	▼	<b>-65.1%</b>	<b>-175</b>

Filings by Major Case Category\*\*

Category	Summary	Change	% Change	Absolute Change	
Adult Criminal	30	▲	-79.5%	-116	
Child Dependency	7	▲	-22.2%	-2	
Child in Need of Services/Supervision	7	▲	+133.3%	+4	
Custody and Visitation	28	▼	-46.2%	-24	
Delinquency	5	▼	-37.5%	-3	
Juvenile Miscellaneous	0	▼	-100.0%	-3	
Other	7	▼	-53.3%	-8	
Protective Orders	3	▼	-75.0%	-9	
Support	7	▼	-63.2%	-12	
Traffic	0	▼	-100.0%	-2	
<b>GRAND TOTAL</b>		<b>94</b>	▼	<b>-65.1%</b>	<b>-175</b>

\* Compared to same time period as previous year

\*\* Case Type Categories are defined in the 2017 Virginia Judicial Workload Assessment

The data reported reflect the case management system. The case types reported may not necessitate judicial involvement.

2025 Overall GRAND TOTAL		Distribution of Caseload		Change*		Percentage (%) of Caseload		
<b>281</b>	+27 10.6%	<b>Adult</b>	154 55%	-7.2% ▼	-12	<b>Adult</b>	2024 65.4%	2025 54.8%
2025		<b>Juvenile</b>	127 45%	44.3% ▲	+39	<b>Juvenile</b>	34.6%	45.2%
2024		<b>GRAND TOTAL</b>	<b>281</b> 100%	10.6% ▲	+27	<b>GRAND TOTAL</b>	100%	100%

**Filings by Division & Code**

Division	Case Type Description	Code	Summary	Change	% Change	Absolute Change
<b>Adult</b>	Misdemeanor	CM	49	▲	+22.5%	+9
	Other	OT	27	▲	+12.5%	+3
	Show Cause	SC	23	▼	-23.3%	-7
	Civil Support	VS	18	▼	-14.3%	-3
	Family Abuse - Protective Order	FP	10	▼	-23.1%	-3
	Felony	CF	9	▼	-64.0%	-16
	Capias	CA	7	▲	+75.0%	+3
	Violation of Protective Order	PV	5	▲	+66.7%	+2
	Motion - Protective Order	MP	3	▲	+50.0%	+1
	Non-Family Abuse Protective Order	AP	2	▲	-	+2
	Restricted License for Non-Support	SL	1	↔	-	-
	Protective Order	PC	0	▼	-100.0%	-1
	Remand Support	RS	0	▼	-100.0%	-2
		<b>Total</b>		<b>154</b>	▼	<b>-7.2%</b>
<b>Juvenile</b>	Custody Visitation	CV	50	▲	+2.0%	+1
	Abuse and Neglect	AN	12	▲	-	+12
	Truancy	TR	12	▲	+300.0%	+9
	Traffic	T	10	▲	+11.1%	+1
	Motion - Protective Order	MP	9	▲	+800.0%	+8
	Foster Care Review	FC	8	▲	-	+8
	Misdemeanor	DM	5	▼	-16.7%	-1
	Show Cause	SC	5	▲	-	+5
	Status	ST	4	▲	-55.6%	-5
	Emergency Custody Order	EC	2	▲	+100.0%	+1
	Non-Family Abuse Protective Order	AP	2	↔	-	-
	Other	OT	2	▲	+100.0%	+1
	Permanency Planning	PH	2	▲	-	+2
	Temporary Detention Order	TD	2	▲	+100.0%	+1
	Child In Need of Services	CS	1	▲	-	+1
	Family Abuse - Protective Order	FP	1	▲	-	+1
	Felony	DF	0	▼	-100.0%	-1
	Paternity	PT	0	▼	-100.0%	-1
	Relief of Custody	CR	0	▼	-100.0%	-1
	Remand Custody	RC	0	▼	-100.0%	-3
	<b>Total</b>		<b>127</b>	▲	<b>44.3%</b>	<b>+39</b>
<b>GRAND TOTAL</b>			<b>281</b>	▲	<b>10.6%</b>	<b>+27</b>

**Filings by Major Case Category\*\***

Category	Summary	Change	% Change	Absolute Change
Adult Criminal	82	▼	-9.9%	-9
Child Dependency	22	▲	+2,100.0%	+21
Child in Need of Services/Supervision	14	▲	+366.7%	+11
Custody and Visitation	50	▼	-	0
Delinquency	9	▲	+28.6%	+2
Juvenile Miscellaneous	4	▲	-55.6%	-5
Other	33	▲	+3.1%	+1

\* Compared to same time period as previous year      \*\* Case Type Categories are defined in the 2017 Virginia Judicial Workload Assessment

The data reported reflect the case management system. The case types reported may not necessitate judicial involvement.

**CPSS - JCMS CASELOAD STATISTICS OF THE JUVENILE & DOMESTIC RELATIONS DISTRICT COURTS**  
 January 2025 thru February 2025 Filings (Compared to January 2024 thru February 2024)

**Allegheny**

District: 25 FIPS: 005

Protective Orders	27	▲	+50.0%	+9
Support	30	▼	-11.8%	-4
Traffic	10	▲	+11.1%	+1
<b>GRAND TOTAL</b>	<b>281</b>	▲	10.6%	+27

\* Compared to same time period as previous year

\*\* Case Type Categories are defined in the 2017 Virginia Judicial Workload Assessment

The data reported reflect the case management system. The case types reported may not necessitate judicial involvement.

2025 Overall GRAND TOTAL		Distribution of Caseload			Change*		Percentage (%) of Caseload		
<b>658</b> -81 -11.0% 	Adult	322	49%	-9.6%	▼	-34	Adult	2024	2025
	Juvenile	336	51%	-12.3%	▼	-47	Juvenile	48.2%	48.9%
<b>GRAND TOTAL</b>		<b>658</b>	100%	-11.0%	▼	-81	<b>GRAND TOTAL</b>	100%	100%

Filings by Division & Code

Division	Case Type Description	Code	Summary	Change	% Change	Absolute Change	
<b>Adult</b>	Show Cause	SC	90	▲	+38.5%	+25	
	Civil Support	VS	64	▼	-24.7%	-21	
	Misdemeanor	CM	59	▼	-9.2%	-6	
	Other	OT	40	▼	-14.9%	-7	
	Family Abuse - Protective Order	FP	28	▲	+27.3%	+6	
	Capias	CA	18	▲	+5.9%	+1	
	Felony	CF	13	▼	-62.9%	-22	
	Remand Support	RS	4	▼	-33.3%	-2	
	Motion - Protective Order	MP	3	▼	-70.0%	-7	
	Non-Family Abuse Protective Order	AP	2	▼	-50.0%	-2	
	Restricted License for Non-Support	SL	1	▲	-	+1	
Total			<b>322</b>	▼	<b>-9.6%</b>	<b>-34</b>	
<b>Juvenile</b>	Custody Visitation	CV	173	▼	-19.2%	-41	
	Misdemeanor	DM	37	↔	-	-	
	Traffic	T	23	▲	+53.3%	+8	
	Abuse and Neglect	AN	16	▲	+23.1%	+3	
	Foster Care Review	FC	16	▲	+6.7%	+1	
	Temporary Detention Order	TD	10	▲	+42.9%	+3	
	Emergency Custody Order	EC	9	▼	-10.0%	-1	
	Remand Custody	RC	8	▲	+14.3%	+1	
	Remand Visitation	RV	8	▲	+14.3%	+1	
	Truancy	TR	7	▼	-22.2%	-2	
	Permanency Planning	PH	6	↔	-	-	
	Felony	DF	5	▼	-76.2%	-16	
	Terminate Parental Rights	TP	4	▲	+300.0%	+3	
	Voluntary Continuing Services and Support Agree	VA	3	↔	-	-	
	Initial Foster Care	IF	2	▼	-50.0%	-2	
	Paternity	PT	2	▼	-33.3%	-1	
	Show Cause	SC	2	▲	-	+2	
	Child In Need of Services	CS	1	↔	-	-	
	Civil Violation	CI	1	▲	-	+1	
	Non-Family Abuse Protective Order	AP	1	↔	-	-	
	Other	OT	1	▲	-	-	
	Special Immigrant Juvenile Status	SI	1	▲	-	+1	
	Motion - Protective Order	MP	0	▼	-100.0%	-7	
	Status	ST	0	▼	-100.0%	-1	
	Total			<b>336</b>	▼	<b>-12.3%</b>	<b>-47</b>
	<b>GRAND TOTAL</b>			<b>658</b>	▼	<b>-11.0%</b>	<b>-81</b>

Filings by Major Case Category\*\*

Category	Summary	Change	% Change	Absolute Change
Adult Criminal	123	▼	-18.5%	-28
Child Dependency	47	▲	+11.9%	+5
Child in Need of Services/Supervision	8	▼	-20.0%	-2
Custody and Visitation	175	▼	-19.4%	-42
Delinquency	44	▲	-24.1%	-14
Juvenile Miscellaneous	0	▼	-100.0%	-2

\* Compared to same time period as previous year

\*\* Case Type Categories are defined in the 2017 Virginia Judicial Workload Assessment

The data reported reflect the case management system. The case types reported may not necessitate judicial involvement.

**CPSS - JCMS CASELOAD STATISTICS OF THE JUVENILE & DOMESTIC RELATIONS DISTRICT COURTS**  
 January 2025 thru February 2025 Filings (Compared to January 2024 thru February 2024)

**Augusta**

District: 25 FIPS: 015

New to Workload Study	2	▲	-	+2
Other	80	▲	-4.8%	-4
Protective Orders	34	▼	-22.7%	-10
Support	122	▲	+5.2%	+6
Traffic	23	▲	+53.3%	+8
<b>GRAND TOTAL</b>	<b>658</b>	▼	-11.0%	-81

\* Compared to same time period as previous year

\*\* Case Type Categories are defined in the 2017 Virginia Judicial Workload Assessment

The data reported reflect the case management system. The case types reported may not necessitate judicial involvement.



2025 Overall GRAND TOTAL		Distribution of Caseload		Change*		Percentage (%) of Caseload				
	40	100.0%	10	25%	-37.5%	▼	-6	Adult	80.0%	25.0%
			30	75%	650.0%	▲	+26	Juvenile	20.0%	75.0%
<b>GRAND TOTAL</b>		<b>40</b>	<b>100%</b>	<b>100.0%</b>	<b>▲</b>	<b>+20</b>	<b>GRAND TOTAL</b>		<b>100%</b>	<b>100%</b>

Filings by Division & Code

Division	Case Type Description	Code	Summary	Change	% Change	Absolute Change
<b>Adult</b>	Civil Support	VS	4	▲	+100.0%	+2
	Show Cause	SC	2	▲	+100.0%	+1
	Capias	CA	1	▲	-	+1
	Family Abuse - Protective Order	FP	1	▼	-50.0%	-1
	Felony	CF	1	↔	-	-
	Misdemeanor	CM	1	▼	-66.7%	-2
	Motion - Protective Order	MP	0	▼	-100.0%	-1
	Other	OT	0	▼	-100.0%	-6
Total			<b>10</b>	▼	<b>-37.5%</b>	<b>-6</b>
<b>Juvenile</b>	Custody Visitation	CV	15	▲	+275.0%	+11
	Misdemeanor	DM	9	▲	-	+9
	Abuse and Neglect	AN	2	▲	-	+2
	Traffic	T	2	▲	-	+2
	Initial Foster Care	IF	1	▲	-	+1
	Show Cause	SC	1	▲	-	+1
Total			<b>30</b>	▲	<b>650.0%</b>	<b>+26</b>
<b>GRAND TOTAL</b>			<b>40</b>	▲	<b>100.0%</b>	<b>+20</b>

Filings by Major Case Category\*\*

Category	Summary	Change	% Change	Absolute Change	
Adult Criminal	2	▼	-50.0%	-2	
Child Dependency	3	▲	-	+3	
Child in Need of Services/Supervision	1	▲	-	+1	
Custody and Visitation	15	▲	+275.0%	+11	
Delinquency	9	▲	-	+9	
Other	0	▼	-100.0%	-6	
Protective Orders	1	▼	-66.7%	-2	
Support	7	▲	+133.3%	+4	
Traffic	2	▲	-	+2	
<b>GRAND TOTAL</b>		<b>40</b>	▲	<b>100.0%</b>	<b>+20</b>

\* Compared to same time period as previous year

\*\* Case Type Categories are defined in the 2017 Virginia Judicial Workload Assessment

The data reported reflect the case management system. The case types reported may not necessitate judicial involvement.

2025 Overall GRAND TOTAL		Distribution of Caseload			Change*		Percentage (%) of Caseload		
<b>196</b> -3.4% 	-7	<b>Adult</b>	108	55%	27.1% ▲	+23	<b>Adult</b>	41.9%	55.1%
		<b>Juvenile</b>	88	45%	-25.4% ▼	-30	<b>Juvenile</b>	58.1%	44.9%
		<b>GRAND TOTAL</b>	<b>196</b>	100%	-3.4% ▼	-7	<b>GRAND TOTAL</b>	100%	100%

Filings by Division & Code

Division	Case Type Description	Code	Summary	Change	% Change	Absolute Change
<b>Adult</b>	Show Cause	SC	24	▲	+380.0%	+19
	Other	OT	19	▲	+18.8%	+3
	Misdemeanor	CM	18	↔		-
	Civil Support	VS	17	▼	-19.0%	-4
	Family Abuse - Protective Order	FP	12	▲	+140.0%	+7
	Capias	CA	6	▲	+500.0%	+5
	Motion - Protective Order	MP	4	▲	+100.0%	+2
	Non-Family Abuse Protective Order	AP	4	▲	+300.0%	+3
	Felony	CF	3	▼	-66.7%	-6
	Remand Support	RS	1	▼	-85.7%	-6
	<b>Total</b>		<b>108</b>	<b>▲</b>	<b>27.1%</b>	<b>+23</b>
<b>Juvenile</b>	Custody Visitation	CV	41	▲	+2.5%	+1
	Misdemeanor	DM	13	▲	+85.7%	+6
	Traffic	T	7	▼	-70.8%	-17
	Remand Custody	RC	6	▼	-68.4%	-13
	Remand Visitation	RV	6	▼	-62.5%	-10
	Truancy	TR	3	▲	-	+3
	Felony	DF	2	↔		-
	Motion - Protective Order	MP	2	▲	-	+2
	Non-Family Abuse Protective Order	AP	2	▲	-	+2
	Terminate Parental Rights	TP	2	▲	-	+2
	Abuse and Neglect	AN	1	▲	-	+1
	Child In Need of Services	CS	1	↔		-
	Foster Care Review	FC	1	▲	-	+1
	Permanency Planning	PH	1	▲	-	+1
	Civil Violation	CI	0	▼	-100.0%	-2
	Emergency Custody Order	EC	0	▼	-100.0%	-4
	Initial Foster Care	IF	0	▼	-100.0%	-1
	Mental Commitment	MC	0	▼	-100.0%	-1
	Temporary Detention Order	TD	0	▼	-100.0%	-1
		<b>Total</b>		<b>88</b>	<b>▼</b>	<b>-25.4%</b>
	<b>GRAND TOTAL</b>		<b>196</b>	<b>▼</b>	<b>-3.4%</b>	<b>-7</b>

Filings by Major Case Category\*\*

Category	Summary	Change	% Change	Absolute Change
Adult Criminal	30	▲	-3.2%	-1
Child Dependency	5	▲	+400.0%	+4
Child in Need of Services/Supervision	4	▲	+300.0%	+3
Custody and Visitation	41	▲	+2.5%	+1
Delinquency	15	▲	+66.7%	+6
New to Workload Study	0	▼	-100.0%	-2
Other	32	▲	-50.0%	-32
Protective Orders	24	▲	+200.0%	+16
Support	38	▲	+65.2%	+15
Traffic	7	▼	-70.8%	-17

\* Compared to same time period as previous year      \*\* Case Type Categories are defined in the 2017 Virginia Judicial Workload Assessment

The data reported reflect the case management system. The case types reported may not necessitate judicial involvement.

**GRAND TOTAL**

**196**



-3.4%

-7

\* Compared to same time period as previous year

\*\* Case Type Categories are defined in the 2017 Virginia Judicial Workload Assessment

The data reported reflect the case management system. The case types reported may not necessitate judicial involvement.

2025 Overall GRAND TOTAL		Distribution of Caseload		Change*		Percentage (%) of Caseload			
<p>2025 <b>127</b> 69.3%</p> <p>2024 <b>75</b></p>		<b>Adult</b>	<b>80</b>	63%	81.8% ▲	+36	<b>Adult</b>	58.7%	63.0%
		<b>Juvenile</b>	<b>47</b>	37%	51.6% ▲	+16	<b>Juvenile</b>	41.3%	37.0%
<b>GRAND TOTAL</b>		<b>127</b>	100%	69.3% ▲	+52	<b>GRAND TOTAL</b>	100%	100%	

**Filings by Division & Code**

Division	Case Type Description	Code	Summary	Change	% Change	Absolute Change
<b>Adult</b>	Other	OT	18	▲	+260.0%	+13
	Misdemeanor	CM	16	▼	-5.9%	-1
	Show Cause	SC	15	▲	+150.0%	+9
	Civil Support	VS	12	▲	+33.3%	+3
	Felony	CF	7	▲	+133.3%	+4
	Capias	CA	6	▲	-	+6
	Family Abuse - Protective Order	FP	5	▲	+25.0%	+1
	Non-Family Abuse Protective Order	AP	1	▲	-	+1
	<b>Total</b>			<b>80</b>	<b>▲</b>	<b>81.8%</b>
<b>Juvenile</b>	Custody Visitation	CV	21	▲	+110.0%	+11
	Motion - Protective Order	MP	8	▲	+100.0%	+4
	Paternity	PT	6	▲	-	+6
	Permanency Planning	PH	4	▼	-20.0%	-1
	Misdemeanor	DM	2	▲	-	+2
	Truancy	TR	2	▼	-33.3%	-1
	Child In Need of Services	CS	1	↔		-
	Foster Care Review	FC	1	↔		-
	Protective Order	PC	1	▲	-	+1
	Status	ST	1	▲		-
	Abuse and Neglect	AN	0	▼	-100.0%	-3
	Remand Custody	RC	0	▼	-100.0%	-3
	<b>Total</b>			<b>47</b>	<b>▲</b>	<b>51.6%</b>
<b>GRAND TOTAL</b>			<b>127</b>	<b>▲</b>	<b>69.3%</b>	<b>+52</b>

**Filings by Major Case Category\*\***

Category	Summary	Change	% Change	Absolute Change	
Adult Criminal	31	▲	+47.6%	+10	
Child Dependency	5	▼	-44.4%	-4	
Child in Need of Services/Supervision	3	▼	-25.0%	-1	
Custody and Visitation	27	▲	+170.0%	+17	
Delinquency	3	▲	-	+3	
Juvenile Miscellaneous	1	▲		0	
Other	18	▲	+125.0%	+10	
Protective Orders	14	▲	+75.0%	+6	
Support	25	▲	+78.6%	+11	
<b>GRAND TOTAL</b>		<b>127</b>	<b>▲</b>	<b>69.3%</b>	<b>+52</b>

\* Compared to same time period as previous year

\*\* Case Type Categories are defined in the 2017 Virginia Judicial Workload Assessment

The data reported reflect the case management system. The case types reported may not necessitate judicial involvement.

2025 Overall GRAND TOTAL		Distribution of Caseload		Change*		Percentage (%) of Caseload			
	<b>48</b> +7 17.1% ↑	<b>Adult</b>	14	29%	-36.4% ▼	-8	<b>Adult</b>	53.7%	29.2%
		<b>Juvenile</b>	34	71%	78.9% ▲	+15	<b>Juvenile</b>	46.3%	70.8%
<b>GRAND TOTAL</b>		<b>48</b>	100%	17.1% ▲	+7	<b>GRAND TOTAL</b>	100%	100%	

Filings by Division & Code

Division	Case Type Description	Code	Summary	Change	% Change	Absolute Change
<b>Adult</b>	Non-Family Abuse Protective Order	AP	4	▲	+300.0%	+3
	Civil Support	VS	3	▼	-50.0%	-3
	Misdemeanor	CM	3	▲	+50.0%	+1
	Show Cause	SC	2	▲	-33.3%	-1
	Motion - Protective Order	MP	1	↔		-
	Other	OT	1	▼	-75.0%	-3
	Felony	CF	0	▼	-100.0%	-5
	<b>Total</b>			<b>14</b>	▼	<b>-36.4%</b>
<b>Juvenile</b>	Custody Visitation	CV	32	▲	+255.6%	+23
	Initial Foster Care	IF	1	▼	-66.7%	-2
	Permanency Planning	PH	1	▲	-	+1
	Misdemeanor	DM	0	▼	-100.0%	-1
	Temporary Detention Order	TD	0	▼	-100.0%	-1
	Traffic	T	0	▼	-100.0%	-4
	Truancy	TR	0	▼	-100.0%	-1
	<b>Total</b>			<b>34</b>	▲	<b>78.9%</b>
<b>GRAND TOTAL</b>			<b>48</b>	▲	17.1%	+7



Filings by Major Case Category\*\*

Category	Summary	Change	% Change	Absolute Change	
Adult Criminal	3	▼	-70.0%	-7	
Child Dependency	2	▲	-33.3%	-1	
Child in Need of Services/Supervision	0	▼	-100.0%	-1	
Custody and Visitation	32	▲	+255.6%	+23	
Delinquency	0	▼	-100.0%	-1	
Other	1	▼	-80.0%	-4	
Protective Orders	5	▲	+150.0%	+3	
Support	5	▲	-16.7%	-1	
Traffic	0	▼	-100.0%	-4	
<b>GRAND TOTAL</b>		<b>48</b>	▲	17.1%	+7

\* Compared to same time period as previous year

\*\* Case Type Categories are defined in the 2017 Virginia Judicial Workload Assessment

The data reported reflect the case management system. The case types reported may not necessitate judicial involvement.

2025 Overall GRAND TOTAL		Distribution of Caseload		Change*		Percentage (%) of Caseload			
2025  82 2024 	+67	Adult	70	85%	536.4% ▲	+59	Adult	73.3%	85.4%
	446.7%	Juvenile	12	15%	200.0% ▲	+8	Juvenile	26.7%	14.6%
	↑	GRAND TOTAL	82	100%	446.7% ▲	+67	GRAND TOTAL	100%	100%

Filings by Division & Code

Division	Case Type Description	Code	Summary	Change	% Change	Absolute Change
<b>Adult</b>	Felony	CF	67	▲	+6,600.0%	+66
	Show Cause	SC	2	↔	-	-
	Family Abuse - Protective Order	FP	1	▲	-	+1
	Capias	CA	0	▼	-100.0%	-1
	Civil Support	VS	0	▼	-100.0%	-1
	Misdemeanor	CM	0	▼	-100.0%	-3
	Non-Family Abuse Protective Order	AP	0	▼	-100.0%	-1
	Other	OT	0	▼	-100.0%	-1
	Remand Support	RS	0	▼	-100.0%	-1
Total			70	▲	536.4%	+59
<b>Juvenile</b>	Custody Visitation	CV	7	▲	-	+7
	Status	ST	2	▲	-	+2
	Traffic	T	2	▲	-	+2
	Abuse and Neglect	AN	1	▲	-	+1
	Remand Custody	RC	0	▼	-100.0%	-2
	Remand Visitation	RV	0	▼	-100.0%	-2
Total			12	▲	200.0%	+8
<b>GRAND TOTAL</b>			<b>82</b>	▲	446.7%	+67

Filings by Major Case Category\*\*

Category	Summary	Change	% Change	Absolute Change	
Adult Criminal	67	▲	+1,016.7%	+61	
Child Dependency	1	▲	-	+1	
Custody and Visitation	7	▲	-	+7	
Juvenile Miscellaneous	2	▲	-	+2	
Other	0	▼	-100.0%	-6	
Protective Orders	1	▲	-	0	
Support	2	↔	-	0	
Traffic	2	▲	-	+2	
<b>GRAND TOTAL</b>		<b>82</b>	▲	446.7%	+67

\* Compared to same time period as previous year

\*\* Case Type Categories are defined in the 2017 Virginia Judicial Workload Assessment

The data reported reflect the case management system. The case types reported may not necessitate judicial involvement.

2025 Overall GRAND TOTAL		Distribution of Caseload			Change*		Percentage (%) of Caseload		
<b>214</b> 	+17 8.6% 	<b>Adult</b>	133	62%	35.7% ▲	+35	<b>Adult</b>	49.7%	62.1%
		<b>Juvenile</b>	81	38%	-18.2% ▼	-18	<b>Juvenile</b>	50.3%	37.9%
<b>GRAND TOTAL</b>		<b>214</b>	100%	8.6% ▲	+17	<b>GRAND TOTAL</b>	100%	100%	

Filings by Division & Code

Division	Case Type Description	Code	Summary	Change	% Change	Absolute Change
<b>Adult</b>	Show Cause	SC	43	▲	+230.8%	+30
	Civil Support	VS	21	▼	-12.5%	-3
	Misdemeanor	CM	19	↔		-
	Other	OT	17	▼	-15.0%	-3
	Felony	CF	10	▲	+42.9%	+3
	Capias	CA	8	▲	+700.0%	+7
	Remand Support	RS	6	▲	+500.0%	+5
	Family Abuse - Protective Order	FP	5	▼	-50.0%	-5
	Motion - Protective Order	MP	2	↔		-
	Violation of Protective Order	PV	2	▲	-	+2
	Non-Family Abuse Protective Order	AP	0	▼	-100.0%	-1
	Total			<b>133</b>	▲	<b>35.7%</b>
<b>Juvenile</b>	Custody Visitation	CV	41	▼	-35.9%	-23
	Misdemeanor	DM	9	▼	-35.7%	-5
	Permanency Planning	PH	6	▲	+500.0%	+5
	Remand Custody	RC	5	▲	-	+5
	Remand Visitation	RV	5	▲	-	+5
	Foster Care Review	FC	4	▲	+33.3%	+1
	Traffic	T	4	▲	+33.3%	+1
	Abuse and Neglect	AN	2	▼	-66.7%	-4
	Truancy	TR	2	▲	+100.0%	+1
	Felony	DF	1	▼	-50.0%	-1
	Initial Foster Care	IF	1	▲	-	+1
	Relief of Custody	CR	1	↔		-
	Child In Need of Services	CS	0	▼	-100.0%	-1
	Paternity	PT	0	▼	-100.0%	-1
	Show Cause	SC	0	▼	-100.0%	-2
	Total			<b>81</b>	▼	<b>-18.2%</b>
<b>GRAND TOTAL</b>			<b>214</b>	▲	<b>8.6%</b>	<b>+17</b>

Filings by Major Case Category\*\*

Category	Summary	Change	% Change	Absolute Change	
Adult Criminal	55	▲	+83.3%	+25	
Child Dependency	14	▲	+27.3%	+3	
Child in Need of Services/Supervision	2	↔		0	
Custody and Visitation	41	▼	-36.9%	-24	
Delinquency	10	▼	-44.4%	-8	
Other	33	▲	+57.1%	+12	
Protective Orders	7	▼	-46.2%	-6	
Support	48	▲	+41.2%	+14	
Traffic	4	▲	+33.3%	+1	
<b>GRAND TOTAL</b>		<b>214</b>	▲	<b>8.6%</b>	<b>+17</b>

\* Compared to same time period as previous year

\*\* Case Type Categories are defined in the 2017 Virginia Judicial Workload Assessment

The data reported reflect the case management system. The case types reported may not necessitate judicial involvement.

2025 Overall GRAND TOTAL		Distribution of Caseload		Change*		Percentage (%) of Caseload			
<b>372</b>	-37 -9.0%	<b>Adult</b>	216 58%	-5.3%	▼	-12	<b>Adult</b>	55.7%	58.1%
2025		<b>Juvenile</b>	156 42%	-13.8%	▼	-25	<b>Juvenile</b>	44.3%	41.9%
2024		<b>GRAND TOTAL</b>	<b>372</b> 100%	-9.0%	▼	-37	<b>GRAND TOTAL</b>	100%	100%

Filings by Division & Code

Division	Case Type Description	Code	Summary	Change	% Change	Absolute Change
<b>Adult</b>	Show Cause	SC	71	▲	+82.1%	+32
	Civil Support	VS	35	▲	+40.0%	+10
	Misdemeanor	CM	32	▲	+14.3%	+4
	Other	OT	30	▲	+76.5%	+13
	Felony	CF	18	▼	-81.1%	-77
	Family Abuse - Protective Order	FP	16	▲	+100.0%	+8
	Capias	CA	9	▼	-10.0%	-1
	Remand Support	RS	3	▲	+50.0%	+1
	Motion - Protective Order	MP	2	↔		-
	Restricted License for Non-Support	SL	0	▼	-100.0%	-1
	Violation of Protective Order	PV	0	▼	-100.0%	-1
	<b>Total</b>		<b>216</b>	▼	<b>-5.3%</b>	<b>-12</b>
<b>Juvenile</b>	Custody Visitation	CV	69	▼	-2.8%	-2
	Foster Care Review	FC	18	▲	+38.5%	+5
	Misdemeanor	DM	14	▼	-22.2%	-4
	Terminate Parental Rights	TP	11	▲	+37.5%	+3
	Mental Commitment	MC	10	▼	-16.7%	-2
	Traffic	T	6	▲	+100.0%	+3
	Felony	DF	5	▼	-28.6%	-2
	Temporary Detention Order	TD	4	▲	+100.0%	+2
	Abuse and Neglect	AN	3	▼	-78.6%	-11
	Emergency Custody Order	EC	3	▲	+200.0%	+2
	Permanency Planning	PH	3	▼	-40.0%	-2
	Remand Custody	RC	2	▼	-60.0%	-3
	Remand Visitation	RV	2	▼	-60.0%	-3
	Voluntary Continuing Services and Support Agree	VA	2	▲	+100.0%	+1
	Child In Need of Services	CS	1	▼	-50.0%	-1
	Non-Family Abuse Protective Order	AP	1	▲	-	+1
	Show Cause	SC	1	▲	-	+1
	Truancy	TR	1	↔		-
	Initial Foster Care	IF	0	▼	-100.0%	-3
	Motion - Protective Order	MP	0	▼	-100.0%	-3
	Paternity	PT	0	▼	-100.0%	-4
	Special Immigrant Juvenile Status	SI	0	▼	-100.0%	-2
	Status	ST	0	▼	-100.0%	-1
	<b>Total</b>		<b>156</b>	▼	<b>-13.8%</b>	<b>-25</b>
	<b>GRAND TOTAL</b>		<b>372</b>	▼	<b>-9.0%</b>	<b>-37</b>

Filings by Major Case Category\*\*

Category	Summary	Change	% Change	Absolute Change
Adult Criminal	87	▼	-42.0%	-63
Child Dependency	37	▼	-15.9%	-7
Child in Need of Services/Supervision	2	▼	-33.3%	-1
Custody and Visitation	69	▼	-8.0%	-6
Delinquency	20	▲	-20.0%	-5
Juvenile Miscellaneous	0	▼	-100.0%	-1
New to Workload Study	0	▼	-100.0%	-2

\* Compared to same time period as previous year

\*\* Case Type Categories are defined in the 2017 Virginia Judicial Workload Assessment

The data reported reflect the case management system. The case types reported may not necessitate judicial involvement.



**CPSS - JCMS CASELOAD STATISTICS OF THE JUVENILE & DOMESTIC RELATIONS DISTRICT COURTS**  
 January 2025 thru February 2025 Filings (Compared to January 2024 thru February 2024)

**Staunton**

District: 25 FIPS: 790

Other	54	▲	+22.7%	+10
Protective Orders	19	▲	+46.2%	+6
Support	78	▲	+59.2%	+29
Traffic	6	▲	+100.0%	+3
<b>GRAND TOTAL</b>	<b>372</b>	▼	-9.0%	-37

\* Compared to same time period as previous year

\*\* Case Type Categories are defined in the 2017 Virginia Judicial Workload Assessment

The data reported reflect the case management system. The case types reported may not necessitate judicial involvement.

2025 Overall GRAND TOTAL		Distribution of Caseload			Change*		Percentage (%) of Caseload		
<b>353</b> +36 11.4% 	<b>Adult</b>	216	61%	14.9% ▲	+28	<b>Adult</b>	2024: 59.3%	2025: 61.2%	
	<b>Juvenile</b>	137	39%	6.2% ▲	+8	<b>Juvenile</b>	40.7%	38.8%	
	<b>GRAND TOTAL</b>	<b>353</b>	100%	11.4% ▲	+36	<b>GRAND TOTAL</b>	100%	100%	

**Filings by Division & Code**

Division	Case Type Description	Code	Summary	Change	% Change	Absolute Change
<b>Adult</b>	Show Cause	SC	61	▲	+27.1%	+13
	Civil Support	VS	55	▲	+34.1%	+14
	Other	OT	32	▲	+23.1%	+6
	Misdemeanor	CM	28	▲	+33.3%	+7
	Capias	CA	16	▼	-33.3%	-8
	Family Abuse - Protective Order	FP	8	▼	-50.0%	-8
	Felony	CF	7	▲	+16.7%	+1
	Motion - Protective Order	MP	4	↔		-
	Remand Support	RS	4	▲	+300.0%	+3
	Restricted License for Non-Support	SL	1	▲	-	+1
	Violation of Protective Order	PV	0	▼	-100.0%	-1
	<b>Total</b>		<b>216</b>	<b>▲</b>	<b>14.9%</b>	<b>+28</b>
<b>Juvenile</b>	Custody Visitation	CV	72	▲	+35.8%	+19
	Foster Care Review	FC	11	▼	-15.4%	-2
	Misdemeanor	DM	11	▼	-42.1%	-8
	Felony	DF	7	▲	+133.3%	+4
	Remand Custody	RC	7	▲	+600.0%	+6
	Remand Visitation	RV	7	▲	+600.0%	+6
	Motion - Protective Order	MP	3	▲	+200.0%	+2
	Permanency Planning	PH	3	▼	-66.7%	-6
	Truancy	TR	3	▼	-40.0%	-2
	Show Cause	SC	2	▼	-33.3%	-1
	Terminate Parental Rights	TP	2	▲	-	+2
	Abuse and Neglect	AN	1	▼	-75.0%	-3
	Emergency Custody Order	EC	1	▲	-	+1
	Family Abuse - Protective Order	FP	1	▲	-	+1
	Initial Foster Care	IF	1	↔		-
	Paternity	PT	1	▲	-	+1
	Status	ST	1	▲	-	+1
	Temporary Detention Order	TD	1	▼	-85.7%	-6
	Traffic	T	1	▼	-83.3%	-5
	Voluntary Continuing Services and Support Agree	VA	1	▼	-50.0%	-1
	Child In Need of Services	CS	0	▼	-100.0%	-1
	<b>Total</b>		<b>137</b>	<b>▲</b>	<b>6.2%</b>	<b>+8</b>
<b>GRAND TOTAL</b>			<b>353</b>	<b>▲</b>	<b>11.4%</b>	<b>+36</b>

**Filings by Major Case Category\*\***

Category	Summary	Change	% Change	Absolute Change
Adult Criminal	80	▼	+12.7%	+9
Child Dependency	19	▲	-34.5%	-10
Child in Need of Services/Supervision	3	▼	-50.0%	-3
Custody and Visitation	73	▲	+37.7%	+20
Delinquency	20	▲	-20.0%	-5
Juvenile Miscellaneous	1	▲	-	+1
Other	52	▲	+44.4%	+16
Protective Orders	16	▲	-23.8%	-5

\* Compared to same time period as previous year      \*\* Case Type Categories are defined in the 2017 Virginia Judicial Workload Assessment

The data reported reflect the case management system. The case types reported may not necessitate judicial involvement.

Support	88	▲	+25.7%	+18
Traffic	1	▼	-83.3%	-5
<b>GRAND TOTAL</b>	<b>353</b>	▲	11.4%	+36

\* Compared to same time period as previous year  
 \*\* Case Type Categories are defined in the 2017 Virginia Judicial Workload Assessment  
 The data reported reflect the case management system. The case types reported may not necessitate judicial involvement.  
 3/13/2025 9:42:08AM Source: SCV-SQL-Information

2025 Overall GRAND TOTAL		Distribution of Caseload			Change*		Percentage (%) of Caseload		
<b>103</b> +26 33.8% 		<b>Adult</b>	41	40%	57.7% ▲	+15	<b>Adult</b>	33.8%	39.8%
		<b>Juvenile</b>	62	60%	21.6% ▲	+11	<b>Juvenile</b>	66.2%	60.2%
		<b>GRAND TOTAL</b>	<b>103</b>	100%	33.8% ▲	+26	<b>GRAND TOTAL</b>	100%	100%

Filings by Division & Code

Division	Case Type Description	Code	Summary	Change	% Change	Absolute Change
<b>Adult</b>	Civil Support	VS	11	▲	+22.2%	+2
	Family Abuse - Protective Order	FP	9	▲	-	+9
	Show Cause	SC	8	▲	-	-
	Felony	CF	4	▲	-	+4
	Misdemeanor	CM	4	▲	+33.3%	+1
	Other	OT	3	▼	-25.0%	-1
	Motion - Protective Order	MP	1	↔	-	-
	Remand Support	RS	1	▲	-	+1
	Capias	CA	0	▼	-100.0%	-1
	<b>Total</b>		<b>41</b>	<b>▲</b>	<b>57.7%</b>	<b>+15</b>
<b>Juvenile</b>	Custody Visitation	CV	26	▼	-3.7%	-1
	Misdemeanor	DM	11	▲	+120.0%	+6
	Paternity	PT	6	▲	+200.0%	+4
	Traffic	T	6	▲	+200.0%	+4
	Motion - Protective Order	MP	2	▲	-	+2
	Special Immigrant Juvenile Status	SI	2	▲	-	+2
	Emergency Custody Order	EC	1	↔	-	-
	Felony	DF	1	↔	-	-
	Foster Care Review	FC	1	▲	-	+1
	Permanency Planning	PH	1	↔	-	-
	Remand Custody	RC	1	▲	-	+1
	Remand Visitation	RV	1	▲	-	+1
	Temporary Detention Order	TD	1	↔	-	-
	Truancy	TR	1	↔	-	-
	Voluntary Continuing Services and Support Agree	VA	1	▲	-	+1
	Abuse and Neglect	AN	0	▼	-100.0%	-1
	Civil Violation	CI	0	▼	-100.0%	-1
	Entrustment	ET	0	▼	-100.0%	-1
	Initial Foster Care	IF	0	▼	-100.0%	-1
	Non-Family Abuse Protective Order	AP	0	▼	-100.0%	-1
	Other	OT	0	▼	-100.0%	-1
	Status	ST	0	▼	-100.0%	-4
		<b>Total</b>		<b>62</b>	<b>▲</b>	<b>21.6%</b>
<b>GRAND TOTAL</b>			<b>103</b>	<b>▲</b>	<b>33.8%</b>	<b>+26</b>

Filings by Major Case Category\*\*

Category	Summary	Change	% Change	Absolute Change
Adult Criminal	13	▲	+44.4%	+4
Child Dependency	3	▲	-25.0%	-1
Child in Need of Services/Supervision	1	↔	-	0
Custody and Visitation	32	▲	+10.3%	+3
Delinquency	12	▲	+100.0%	+6
Juvenile Miscellaneous	0	▼	-100.0%	-4
New to Workload Study	2	▲	+100.0%	+1
Other	8	▲	+14.3%	+1
Protective Orders	12	▲	+500.0%	+10

\* Compared to same time period as previous year

\*\* Case Type Categories are defined in the 2017 Virginia Judicial Workload Assessment

The data reported reflect the case management system. The case types reported may not necessitate judicial involvement.

**CPSS - JCMS CASELOAD STATISTICS OF THE JUVENILE & DOMESTIC RELATIONS DISTRICT COURTS**  
 January 2025 thru February 2025 Filings (Compared to January 2024 thru February 2024)

Support	14	▼	+16.7%	+2
Traffic	6	▲	+200.0%	+4
<b>GRAND TOTAL</b>	<b>103</b>	▲	33.8%	+26

\* Compared to same time period as previous year

\*\* Case Type Categories are defined in the 2017 Virginia Judicial Workload Assessment

The data reported reflect the case management system. The case types reported may not necessitate judicial involvement.

2025 Overall GRAND TOTAL		Distribution of Caseload		Change*		Percentage (%) of Caseload		
<b>602</b>	-42 -6.5%	<b>Adult</b>	278 46%	13.0% ▲	+32	<b>Adult</b>	38.2%	46.2%
2025		<b>Juvenile</b>	324 54%	-18.6% ▼	-74	<b>Juvenile</b>	61.8%	53.8%
2024		<b>GRAND TOTAL</b>	<b>602</b> 100%	-6.5% ▼	-42	<b>GRAND TOTAL</b>	100%	100%

Filings by Division & Code

Division	Case Type Description	Code	Summary	Change	% Change	Absolute Change	
<b>Adult</b>	Civil Support	VS	64	▲	+3.2%	+2	
	Misdemeanor	CM	59	▲	+18.0%	+9	
	Other	OT	53	▲	+15.2%	+7	
	Show Cause	SC	41	▲	-10.9%	-5	
	Family Abuse - Protective Order	FP	23	▲	+15.0%	+3	
	Felony	CF	17	▲	+13.3%	+2	
	Capias	CA	9	▲	+200.0%	+6	
	Remand Support	RS	4	▲	+100.0%	+2	
	Violation of Protective Order	PV	4	▲	-	+4	
	Protective Order	PC	3	▲	-	+3	
	Non-Family Abuse Protective Order	AP	1	▲	-	+1	
	Motion - Protective Order	MP	0	▼	-100.0%	-2	
		<b>Total</b>		<b>278</b>	<b>▲</b>	<b>13.0%</b>	<b>+32</b>
<b>Juvenile</b>	Custody Visitation	CV	199	▼	-25.2%	-67	
	Misdemeanor	DM	35	↔	-	-	
	Traffic	T	23	▲	+35.3%	+6	
	Felony	DF	7	▼	-46.2%	-6	
	Remand Custody	RC	7	▲	+16.7%	+1	
	Remand Visitation	RV	7	▲	+16.7%	+1	
	Truancy	TR	7	▼	-30.0%	-3	
	Abuse and Neglect	AN	6	↔	-	-	
	Paternity	PT	6	▼	-33.3%	-3	
	Status	ST	6	▼	-14.3%	-1	
	Foster Care Review	FC	5	▲	+400.0%	+4	
	Non-Family Abuse Protective Order	AP	5	▲	+400.0%	+4	
	Permanency Planning	PH	3	↔	-	-	
	Other	OT	2	▲	-	+2	
	Special Immigrant Juvenile Status	SI	2	▼	-50.0%	-2	
	Temporary Detention Order	TD	2	↔	-	-	
	Family Abuse - Protective Order	FP	1	▲	-	+1	
	Initial Foster Care	IF	1	▼	-66.7%	-2	
	Child In Need of Services	CS	0	▼	-100.0%	-1	
	Civil Violation	CI	0	▼	-100.0%	-1	
	Emergency Custody Order	EC	0	▼	-100.0%	-1	
	Motion - Protective Order	MP	0	▼	-100.0%	-2	
	Show Cause	SC	0	▼	-100.0%	-1	
	Terminate Parental Rights	TP	0	▼	-100.0%	-2	
	Voluntary Continuing Services and Support Agreem	VA	0	▼	-100.0%	-1	
		<b>Total</b>		<b>324</b>	<b>▼</b>	<b>-18.6%</b>	<b>-74</b>
		<b>GRAND TOTAL</b>		<b>602</b>	<b>▼</b>	<b>-6.5%</b>	<b>-42</b>

Filings by Major Case Category\*\*

Category	Summary	Change	% Change	Absolute Change
Adult Criminal	120	▲	+14.3%	+15
Child Dependency	15	▲	-6.3%	-1
Child in Need of Services/Supervision	7	▼	-36.4%	-4
Custody and Visitation	205	▼	-25.5%	-70

\* Compared to same time period as previous year      \*\* Case Type Categories are defined in the 2017 Virginia Judicial Workload Assessment

The data reported reflect the case management system. The case types reported may not necessitate judicial involvement.

**CPSS - JCMS CASELOAD STATISTICS OF THE JUVENILE & DOMESTIC RELATIONS DISTRICT COURTS**  
 January 2025 thru February 2025 Filings (Compared to January 2024 thru February 2024)

**Frederick**

District: 26 FIPS: 069

Delinquency	42	▼	-14.3%	-7
Juvenile Miscellaneous	6	▼	-14.3%	-1
New to Workload Study	2	▼	-60.0%	-3
Other	75	▲	+19.0%	+12
Protective Orders	30	▲	+20.0%	+5
Support	77	▲	+8.5%	+6
Traffic	23	▲	+35.3%	+6
<b>GRAND TOTAL</b>	<b>602</b>	▼	-6.5%	-42

\* Compared to same time period as previous year

\*\* Case Type Categories are defined in the 2017 Virginia Judicial Workload Assessment

The data reported reflect the case management system. The case types reported may not necessitate judicial involvement.

2025 Overall GRAND TOTAL		Distribution of Caseload			Change*		Percentage (%) of Caseload		
<b>210</b> -30 -12.5% 	Adult	95	45%	-28.6% ▼	-38	Adult	2024	2025	
	Juvenile	115	55%	7.5% ▲	+8	Juvenile	55.4%	45.2%	
<b>GRAND TOTAL</b>		<b>210</b>	100%	-12.5% ▼	-30	<b>GRAND TOTAL</b>	100%	100%	

Filings by Division & Code

Division	Case Type Description	Code	Summary	Change	% Change	Absolute Change
<b>Adult</b>	Civil Support	VS	22	▲	+15.8%	+3
	Misdemeanor	CM	19	▼	-32.1%	-9
	Other	OT	17	▼	-32.0%	-8
	Show Cause	SC	14	▼	-41.7%	-10
	Felony	CF	8	▼	-20.0%	-2
	Family Abuse - Protective Order	FP	7	▼	-58.8%	-10
	Capias	CA	4	▼	-33.3%	-2
	Motion - Protective Order	MP	4	▲	+33.3%	+1
	Non-Family Abuse Protective Order	AP	0	▼	-100.0%	-1
	Total			<b>95</b>	▼	<b>-28.6%</b>
<b>Juvenile</b>	Custody Visitation	CV	72	▲	+20.0%	+12
	Traffic	T	17	▲	-	+17
	Status	ST	6	▼	-33.3%	-3
	Misdemeanor	DM	5	▼	-28.6%	-2
	Show Cause	SC	5	↔	-	-
	Abuse and Neglect	AN	2	▼	-33.3%	-1
	Foster Care Review	FC	2	▼	-33.3%	-1
	Paternity	PT	2	▲	-	+2
	Permanency Planning	PH	2	▼	-66.7%	-4
	Special Immigrant Juvenile Status	SI	2	▲	-	+2
	Capias	CA	0	▼	-100.0%	-3
	Child In Need of Services	CS	0	▼	-100.0%	-3
	Felony	DF	0	▼	-100.0%	-1
	Motion - Protective Order	MP	0	▼	-100.0%	-2
	Non-Family Abuse Protective Order	AP	0	▼	-100.0%	-2
Truancy	TR	0	▼	-100.0%	-3	
Total			<b>115</b>	▲	<b>7.5%</b>	<b>+8</b>
<b>GRAND TOTAL</b>			<b>210</b>	▼	<b>-12.5%</b>	<b>-30</b>

Filings by Major Case Category\*\*

Category	Summary	Change	% Change	Absolute Change	
Adult Criminal	38	▼	-37.7%	-23	
Child Dependency	6	▼	-50.0%	-6	
Child in Need of Services/Supervision	0	▼	-100.0%	-6	
Custody and Visitation	74	▲	+23.3%	+14	
Delinquency	10	▼	-37.5%	-6	
Juvenile Miscellaneous	6	▼	-33.3%	-3	
New to Workload Study	2	▲	-	+2	
Other	17	▼	-32.0%	-8	
Protective Orders	11	▼	-56.0%	-14	
Support	29	▲	+11.5%	+3	
Traffic	17	▲	-	+17	
<b>GRAND TOTAL</b>		<b>210</b>	▼	<b>-12.5%</b>	<b>-30</b>

\* Compared to same time period as previous year

\*\* Case Type Categories are defined in the 2017 Virginia Judicial Workload Assessment

The data reported reflect the case management system. The case types reported may not necessitate judicial involvement.



2025 Overall GRAND TOTAL		Distribution of Caseload		Change*		Percentage (%) of Caseload		
<b>1,213</b>	+180 17.4%	<b>Adult</b>	511 42%	5.6% ▲	+27	<b>Adult</b>	2024 46.9%	2025 42.1%
2025		<b>Juvenile</b>	702 58%	27.9% ▲	+153	<b>Juvenile</b>	53.1%	57.9%
2024		<b>GRAND TOTAL</b>	<b>1,213</b> 100%	17.4% ▲	+180	<b>GRAND TOTAL</b>	100%	100%

**Filings by Division & Code**

Division	Case Type Description	Code	Summary	Change	% Change	Absolute Change	
<b>Adult</b>	Show Cause	SC	104	▼	-1.9%	-2	
	Civil Support	VS	96	▲	+2.1%	+2	
	Misdemeanor	CM	96	▲	+23.1%	+18	
	Other	OT	70	▲	+22.8%	+13	
	Felony	CF	48	▼	-28.4%	-19	
	Family Abuse - Protective Order	FP	42	▼	-6.7%	-3	
	Capias	CA	34	▲	+47.8%	+11	
	Motion - Protective Order	MP	5	▼	-16.7%	-1	
	Remand Support	RS	5	▲	-	+5	
	Non-Family Abuse Protective Order	AP	4	▲	+33.3%	+1	
	Violation of Protective Order	PV	3	▼	-40.0%	-2	
	Violation Family Abuse Protective Order	PS	2	▲	-	+2	
	Protective Order	PC	1	▲	-	+1	
	Restricted License for Non-Support	SL	1	▲	-	+1	
	<b>Total</b>		<b>511</b>	▲	<b>5.6%</b>	<b>+27</b>	
<b>Juvenile</b>	Custody Visitation	CV	290	▲	+18.4%	+45	
	Traffic	T	80	▲	+70.2%	+33	
	Misdemeanor	DM	78	▲	+20.0%	+13	
	Abuse and Neglect	AN	61	▲	+74.3%	+26	
	Permanency Planning	PH	25	▼	-21.9%	-7	
	Remand Custody	RC	19	▲	+850.0%	+17	
	Remand Visitation	RV	19	▲	+850.0%	+17	
	Motion - Protective Order	MP	15	▲	+7.1%	+1	
	Foster Care Review	FC	14	▲	+16.7%	+2	
	Felony	DF	11	↔		-	
	Special Immigrant Juvenile Status	SI	11	▲	+266.7%	+8	
	Initial Foster Care	IF	10	▼	-33.3%	-5	
	Paternity	PT	9	▲	+12.5%	+1	
	Truancy	TR	9	▼	-10.0%	-1	
	Terminate Parental Rights	TP	8	▲	+60.0%	+3	
	Entrustment	ET	7	▲	+40.0%	+2	
	Civil Violation	CI	6	▲	+50.0%	+2	
	Non-Family Abuse Protective Order	AP	5	▼	-50.0%	-5	
	Relief of Custody	CR	5	▲	+400.0%	+4	
	Temporary Detention Order	TD	5	▲	+150.0%	+3	
	Show Cause	SC	4	▼	-42.9%	-3	
	Voluntary Continuing Services and Support Agree	VA	4	▲	+300.0%	+3	
	Capias	CA	2	▼	-33.3%	-1	
	Child In Need of Services	CS	2	▼	-50.0%	-2	
	Family Abuse - Protective Order	FP	1	↔		-	
	Other	OT	1	▲	-	+1	
	Status	ST	1	▲	-50.0%	-1	
	Emergency Custody Order	EC	0	▼	-100.0%	-2	
	Mental Commitment	MC	0	▼	-100.0%	-1	
		<b>Total</b>		<b>702</b>	▲	<b>27.9%</b>	<b>+153</b>
		<b>GRAND TOTAL</b>		<b>1,213</b>	▲	<b>17.4%</b>	<b>+180</b>

\* Compared to same time period as previous year

\*\* Case Type Categories are defined in the 2017 Virginia Judicial Workload Assessment

The data reported reflect the case management system. The case types reported may not necessitate judicial involvement.


**Filings by Major Case Category\*\***

Category	Summary	Change	% Change	Absolute Change
Adult Criminal	215	▲	-0.5%	-1
Child Dependency	134	▲	+26.4%	+28
Child in Need of Services/Supervision	11	▼	-31.3%	-5
Custody and Visitation	299	▲	+18.2%	+46
Delinquency	95	▼	+13.1%	+11
Juvenile Miscellaneous	1	▲	-50.0%	-1
New to Workload Study	17	▲	+142.9%	+10
Other	119	▲	+80.3%	+53
Protective Orders	72	▼	-8.9%	-7
Support	170	▲	+8.3%	+13
Traffic	80	▲	+70.2%	+33
<b>GRAND TOTAL</b>	<b>1,213</b>	▲	17.4%	+180

\* Compared to same time period as previous year

\*\* Case Type Categories are defined in the 2017 Virginia Judicial Workload Assessment

The data reported reflect the case management system. The case types reported may not necessitate judicial involvement.

2025 Overall GRAND TOTAL	Distribution of Caseload	Change*	Percentage (%) of Caseload																							
<b>379</b> -53 -12.3% 	<table border="1" style="width: 100%; border-collapse: collapse;"> <tr> <td style="background-color: #4a4a8a; color: white;">Adult</td> <td style="text-align: right;">184</td> <td style="text-align: right;">49%</td> <td style="text-align: right;">0.5% ▲</td> <td style="text-align: right;">+1</td> </tr> <tr> <td style="background-color: #e67e22; color: white;">Juvenile</td> <td style="text-align: right;">195</td> <td style="text-align: right;">51%</td> <td style="text-align: right;">-21.7% ▼</td> <td style="text-align: right;">-54</td> </tr> <tr> <td style="background-color: #f1c40f; font-weight: bold;">GRAND TOTAL</td> <td style="text-align: right; font-weight: bold;">379</td> <td style="text-align: right; font-weight: bold;">100%</td> <td style="text-align: right; font-weight: bold;">-12.3% ▼</td> <td style="text-align: right; font-weight: bold;">-53</td> </tr> </table>	Adult	184	49%	0.5% ▲	+1	Juvenile	195	51%	-21.7% ▼	-54	GRAND TOTAL	379	100%	-12.3% ▼	-53	<table border="1" style="width: 100%; border-collapse: collapse;"> <tr> <td style="background-color: #4a4a8a; color: white;">Adult</td> <td style="text-align: right;">42.4%</td> <td style="text-align: right;">48.5%</td> </tr> <tr> <td style="background-color: #e67e22; color: white;">Juvenile</td> <td style="text-align: right;">57.6%</td> <td style="text-align: right;">51.5%</td> </tr> <tr> <td style="background-color: #f1c40f; font-weight: bold;">GRAND TOTAL</td> <td style="text-align: right; font-weight: bold;">100%</td> <td style="text-align: right; font-weight: bold;">100%</td> </tr> </table>	Adult	42.4%	48.5%	Juvenile	57.6%	51.5%	GRAND TOTAL	100%	100%
Adult	184	49%	0.5% ▲	+1																						
Juvenile	195	51%	-21.7% ▼	-54																						
GRAND TOTAL	379	100%	-12.3% ▼	-53																						
Adult	42.4%	48.5%																								
Juvenile	57.6%	51.5%																								
GRAND TOTAL	100%	100%																								

**Filings by Division & Code**

Division	Case Type Description	Code	Summary	Change	% Change	Absolute Change
Adult	Show Cause	SC	46	▲	+27.8%	+10
	Misdemeanor	CM	36	▲	+50.0%	+12
	Civil Support	VS	33	▼	-35.3%	-18
	Other	OT	29	▲	+38.1%	+8
	Family Abuse - Protective Order	FP	16	▲	+14.3%	+2
	Felony	CF	9	▼	-67.9%	-19
	Capias	CA	8	▲	+33.3%	+2
	Non-Family Abuse Protective Order	AP	2	▲	-	+2
	Remand Support	RS	2	▲	+100.0%	+1
	Motion - Protective Order	MP	1	▼	-50.0%	-1
	Restricted License for Non-Support	SL	1	▲	-	+1
	Violation of Protective Order	PV	1	▲	-	+1
		Total		184	▲	0.5%
Juvenile	Custody Visitation	CV	92	▼	-39.9%	-61
	Misdemeanor	DM	30	▲	+66.7%	+12
	Remand Custody	RC	9	▲	+800.0%	+8
	Remand Visitation	RV	9	▲	+800.0%	+8
	Show Cause	SC	9	▲	+28.6%	+2
	Traffic	T	9	▲	+80.0%	+4
	Truancy	TR	8	▲	+14.3%	+1
	Abuse and Neglect	AN	6	▲	+50.0%	+2
	Status	ST	6	▼	-33.3%	-3
	Felony	DF	3	↔	-	-
	Initial Foster Care	IF	3	▲	+200.0%	+2
	Paternity	PT	3	▼	-40.0%	-2
	Child In Need of Services	CS	2	▼	-77.8%	-7
	Foster Care Review	FC	2	▲	+100.0%	+1
	Special Immigrant Juvenile Status	SI	2	↔	-	-
	Civil Violation	CI	1	▲	-	+1
	Permanency Planning	PH	1	▼	-90.9%	-10
	Emergency Custody Order	EC	0	▼	-100.0%	-2
	Entrustment	ET	0	▼	-100.0%	-1
	Motion - Protective Order	MP	0	▼	-100.0%	-3
	Non-Family Abuse Protective Order	AP	0	▼	-100.0%	-4
	Relief of Custody	CR	0	▼	-100.0%	-2
		Total		195	▼	-21.7%
GRAND TOTAL			379	▼	-12.3%	-53

**Filings by Major Case Category\*\***

Category	Summary	Change	% Change	Absolute Change
Adult Criminal	93	▲	+9.4%	+8
Child Dependency	12	▲	-40.0%	-8
Child in Need of Services/Supervision	11	▼	-45.0%	-9
Custody and Visitation	95	▼	-39.9%	-63
Delinquency	41	▲	+70.8%	+17
Juvenile Miscellaneous	6	▼	-33.3%	-3
New to Workload Study	3	▲	+50.0%	+1

\* Compared to same time period as previous year      \*\* Case Type Categories are defined in the 2017 Virginia Judicial Workload Assessment

The data reported reflect the case management system. The case types reported may not necessitate judicial involvement.

Other	49	▲	+88.5%	+23
Protective Orders	19	▲	-17.4%	-4
Support	41	▲	-31.7%	-19
Traffic	9	▲	+80.0%	+4
<b>GRAND TOTAL</b>	<b>379</b>	▼	-12.3%	-53

\* Compared to same time period as previous year

\*\* Case Type Categories are defined in the 2017 Virginia Judicial Workload Assessment

The data reported reflect the case management system. The case types reported may not necessitate judicial involvement.

2025 Overall GRAND TOTAL		Distribution of Caseload		Change*		Percentage (%) of Caseload		
<b>521</b>	+77 17.3%	<b>Adult</b>	283 54%	57.2% ▲	+103	<b>Adult</b>	2024 40.5%	2025 54.3%
2025		<b>Juvenile</b>	238 46%	-9.8% ▼	-26	<b>Juvenile</b>	59.5%	45.7%
2024		<b>GRAND TOTAL</b>	<b>521</b> 100%	17.3% ▲	+77	<b>GRAND TOTAL</b>	100%	100%

Filings by Division & Code

Division	Case Type Description	Code	Summary	Change	% Change	Absolute Change
<b>Adult</b>	Show Cause	SC	125	▲	+468.2%	+103
	Civil Support	VS	41	▲	+10.8%	+4
	Misdemeanor	CM	39	▼	-4.9%	-2
	Felony	CF	26	▲	+18.2%	+4
	Other	OT	23	▼	-23.3%	-7
	Capias	CA	16	▲	+77.8%	+7
	Family Abuse - Protective Order	FP	9	▼	-30.8%	-4
	Motion - Protective Order	MP	2	↔		-
	Bond Forfeiture	BF	1	▲	-	+1
	Non-Family Abuse Protective Order	AP	1	▲	-	+1
	Remand Support	RS	0	▼	-100.0%	-4
		<b>Total</b>		<b>283</b>	<b>▲</b>	<b>57.2%</b>
<b>Juvenile</b>	Custody Visitation	CV	125	▼	-5.3%	-7
	Misdemeanor	DM	31	▼	-13.9%	-5
	Permanency Planning	PH	15	▼	-11.8%	-2
	Traffic	T	13	▲	+8.3%	+1
	Show Cause	SC	12	▲	+1,100.0%	+11
	Foster Care Review	FC	10	▲	+150.0%	+6
	Terminate Parental Rights	TP	6	↔		-
	Felony	DF	5	▲	+150.0%	+3
	Paternity	PT	5	▼	-16.7%	-1
	Abuse and Neglect	AN	4	▼	-20.0%	-1
	Remand Custody	RC	3	▼	-70.0%	-7
	Remand Visitation	RV	3	▼	-70.0%	-7
	Truancy	TR	2	▼	-77.8%	-7
	Civil Violation	CI	1	▲	-	+1
	Initial Foster Care	IF	1	▼	-66.7%	-2
	Special Immigrant Juvenile Status	SI	1	▲	-	+1
	Status	ST	1	▼	-50.0%	-1
	Child In Need of Services	CS	0	▼	-100.0%	-2
	Emergency Custody Order	EC	0	▼	-100.0%	-1
	Non-Family Abuse Protective Order	AP	0	▼	-100.0%	-5
Temporary Detention Order	TD	0	▼	-100.0%	-1	
	<b>Total</b>		<b>238</b>	<b>▼</b>	<b>-9.8%</b>	<b>-26</b>
<b>GRAND TOTAL</b>			<b>521</b>	<b>▲</b>	<b>17.3%</b>	<b>+77</b>

Filings by Major Case Category\*\*

Category	Summary	Change	% Change	Absolute Change
Adult Criminal	194	▲	+133.7%	+111
Child Dependency	36	▲	+2.9%	+1
Child in Need of Services/Supervision	2	▼	-81.8%	-9
Custody and Visitation	130	▼	-5.8%	-8
Delinquency	48	▲	+23.1%	+9
Juvenile Miscellaneous	1	▼	-50.0%	-1
New to Workload Study	2	▲	-	+2
Other	29	▼	-48.2%	-27

\* Compared to same time period as previous year

\*\* Case Type Categories are defined in the 2017 Virginia Judicial Workload Assessment

The data reported reflect the case management system. The case types reported may not necessitate judicial involvement.

**CPSS - JCMS CASELOAD STATISTICS OF THE JUVENILE & DOMESTIC RELATIONS DISTRICT COURTS**  
 January 2025 thru February 2025 Filings (Compared to January 2024 thru February 2024)

Protective Orders	12	▲	-40.0%	-8
Support	54	▲	+12.5%	+6
Traffic	13	▲	+8.3%	+1
<b>GRAND TOTAL</b>	<b>521</b>	▲	17.3%	+77

\* Compared to same time period as previous year

\*\* Case Type Categories are defined in the 2017 Virginia Judicial Workload Assessment

The data reported reflect the case management system. The case types reported may not necessitate judicial involvement.

2025 Overall GRAND TOTAL		Distribution of Caseload		Change*		Percentage (%) of Caseload		
<b>324</b>	-88 -21.4%	<b>Adult</b>	149 46%	-28.4% ▼	-59	<b>Adult</b>	2024 50.5%	2025 46.0%
2025		<b>Juvenile</b>	175 54%	-14.2% ▼	-29	<b>Juvenile</b>	49.5%	54.0%
2024		<b>GRAND TOTAL</b>	<b>324</b> 100%	-21.4% ▼	-88	<b>GRAND TOTAL</b>	100%	100%

Filings by Division & Code

Division	Case Type Description	Code	Summary	Change	% Change	Absolute Change
<b>Adult</b>	Misdemeanor	CM	39	▼	-40.9%	-27
	Other	OT	32	▼	-23.8%	-10
	Show Cause	SC	24	▲	+33.3%	+6
	Civil Support	VS	23	▼	-25.8%	-8
	Capias	CA	11	▼	-8.3%	-1
	Felony	CF	9	▼	-55.0%	-11
	Family Abuse - Protective Order	FP	4	▼	-50.0%	-4
	Protective Order	PC	3	▼	-25.0%	-1
	Violation of Protective Order	PV	2	▼	-33.3%	-1
	Motion - Protective Order	MP	1	▼	-50.0%	-1
	Non-Family Abuse Protective Order	AP	1	▲	-	+1
	Remand Support	RS	0	▼	-100.0%	-2
		<b>Total</b>		<b>149</b>	▼	<b>-28.4%</b>
<b>Juvenile</b>	Custody Visitation	CV	75	▼	-29.9%	-32
	Misdemeanor	DM	27	▼	-12.9%	-4
	Status	ST	14	▲	+600.0%	+12
	Felony	DF	8	▲	+33.3%	+2
	Foster Care Review	FC	7	▲	+40.0%	+2
	Motion - Protective Order	MP	7	▲	+250.0%	+5
	Permanency Planning	PH	7	▲	+75.0%	+3
	Entrustment	ET	6	▲	-	+6
	Abuse and Neglect	AN	4	▼	-33.3%	-2
	Special Immigrant Juvenile Status	SI	4	▼	-20.0%	-1
	Terminate Parental Rights	TP	4	↔	-	-
	Initial Foster Care	IF	3	▼	-25.0%	-1
	Traffic	T	3	▼	-62.5%	-5
	Emergency Custody Order	EC	2	▲	+100.0%	+1
	Paternity	PT	2	▼	-33.3%	-1
	Non-Family Abuse Protective Order	AP	1	▼	-50.0%	-1
	Other	OT	1	▲	-	+1
	Civil Violation	CI	0	▼	-100.0%	-2
	Show Cause	SC	0	▼	-100.0%	-1
	Temporary Detention Order	TD	0	▼	-100.0%	-3
	Truancy	TR	0	▼	-100.0%	-7
Voluntary Continuing Services and Support Agreem	VA	0	▼	-100.0%	-1	
	<b>Total</b>		<b>175</b>	▼	<b>-14.2%</b>	<b>-29</b>
<b>GRAND TOTAL</b>			<b>324</b>	▼	<b>-21.4%</b>	<b>-88</b>

Filings by Major Case Category\*\*

Category	Summary	Change	% Change	Absolute Change
Adult Criminal	82	▼	-32.2%	-39
Child Dependency	31	▲	+29.2%	+7
Child in Need of Services/Supervision	0	▼	-100.0%	-7
Custody and Visitation	77	▼	-30.0%	-33
Delinquency	35	▼	-7.9%	-3
Juvenile Miscellaneous	14	▲	+600.0%	+12
New to Workload Study	4	▼	-42.9%	-3

\* Compared to same time period as previous year      \*\* Case Type Categories are defined in the 2017 Virginia Judicial Workload Assessment

The data reported reflect the case management system. The case types reported may not necessitate judicial involvement.

Other	35	▲	-27.1%	-13
Protective Orders	14	▲		0
Support	29	▲	-12.1%	-4
Traffic	3	▼	-62.5%	-5
<b>GRAND TOTAL</b>	<b>324</b>	▼	-21.4%	-88

\* Compared to same time period as previous year

\*\* Case Type Categories are defined in the 2017 Virginia Judicial Workload Assessment

The data reported reflect the case management system. The case types reported may not necessitate judicial involvement.



2025 Overall GRAND TOTAL		Distribution of Caseload		Change*		Percentage (%) of Caseload			
<b>48</b> -2 -4.0% 	Adult	22	46%	10.0%	▲	+2	Adult	2024: 40.0%	2025: 45.8%
	Juvenile	26	54%	-13.3%	▼	-4	Juvenile	2024: 60.0%	2025: 54.2%
<b>GRAND TOTAL</b>		<b>48</b>	100%	-4.0%	▼	-2	<b>GRAND TOTAL</b>	100%	100%

Filings by Division & Code

Division	Case Type Description	Code	Summary	Change	% Change	Absolute Change
<b>Adult</b>	Felony	CF	10	▲	-	+10
	Show Cause	SC	4	▲	-	+4
	Other	OT	3	▼	-40.0%	-2
	Civil Support	VS	2	▼	-60.0%	-3
	Family Abuse - Protective Order	FP	1	▲	-	+1
	Misdemeanor	CM	1	▼	-90.0%	-9
	Motion - Protective Order	MP	1	▲	-	+1
	<b>Total</b>			<b>22</b>	<b>▲</b>	<b>10.0%</b>
<b>Juvenile</b>	Custody Visitation	CV	16	▼	-15.8%	-3
	Foster Care Review	FC	3	▲	-	+3
	Misdemeanor	DM	2	▼	-60.0%	-3
	Traffic	T	2	↔	-	-
	Civil Violation	CI	1	▲	-	+1
	Remand Custody	RC	1	▲	-	+1
	Voluntary Continuing Services and Support Agreem	VA	1	↔	-	-
	Status	ST	0	▼	-100.0%	-3
	<b>Total</b>			<b>26</b>	<b>▼</b>	<b>-13.3%</b>
<b>GRAND TOTAL</b>			<b>48</b>	<b>▼</b>	<b>-4.0%</b>	<b>-2</b>

Filings by Major Case Category\*\*

Category	Summary	Change	% Change	Absolute Change	
Adult Criminal	15	▲	+50.0%	+5	
Child Dependency	4	▲	+300.0%	+3	
Custody and Visitation	16	▼	-15.8%	-3	
Delinquency	2	▼	-60.0%	-3	
Juvenile Miscellaneous	0	▼	-100.0%	-3	
New to Workload Study	1	▲	-	+1	
Other	4	▲	-20.0%	-1	
Protective Orders	2	▲	-	+2	
Support	2	▼	-60.0%	-3	
Traffic	2	↔	-	0	
<b>GRAND TOTAL</b>		<b>48</b>	<b>▼</b>	<b>-4.0%</b>	<b>-2</b>

\* Compared to same time period as previous year

\*\* Case Type Categories are defined in the 2017 Virginia Judicial Workload Assessment

The data reported reflect the case management system. The case types reported may not necessitate judicial involvement.

2025 Overall GRAND TOTAL		Distribution of Caseload		Change*		Percentage (%) of Caseload			
<b>310</b>	+105 51.2%	<b>Adult</b>	180	58%	119.5% ▲	+98	<b>Adult</b>	40.0%	58.1%
2025		<b>Juvenile</b>	130	42%	5.7% ▲	+7	<b>Juvenile</b>	60.0%	41.9%
2024		<b>GRAND TOTAL</b>	<b>310</b>	100%	51.2% ▲	+105	<b>GRAND TOTAL</b>	100%	100%

Filings by Division & Code

Division	Case Type Description	Code	Summary	Change	% Change	Absolute Change
<b>Adult</b>	Misdemeanor	CM	40	▲	+122.2%	+22
	Show Cause	SC	34	▲	+78.9%	+15
	Civil Support	VS	30	▲	+87.5%	+14
	Other	OT	23	▲	+228.6%	+16
	Felony	CF	20	▲	+300.0%	+15
	Family Abuse - Protective Order	FP	15	▲	+50.0%	+5
	Capias	CA	9	▲	+125.0%	+5
	Motion - Protective Order	MP	3	▲	-	+3
	Violation of Protective Order	PV	3	▲	+50.0%	+1
	Remand Support	RS	2	▲	+100.0%	+1
	Restricted License for Non-Support	SL	1	▲	-	+1
Total			<b>180</b>	▲	<b>119.5%</b>	<b>+98</b>
<b>Juvenile</b>	Custody Visitation	CV	98	▲	+36.1%	+26
	Motion - Protective Order	MP	7	▲	+600.0%	+6
	Permanency Planning	PH	5	▼	-16.7%	-1
	Initial Foster Care	IF	3	▼	-25.0%	-1
	Non-Family Abuse Protective Order	AP	3	▲	-	+3
	Remand Custody	RC	3	▲	+200.0%	+2
	Remand Visitation	RV	3	▲	+200.0%	+2
	Abuse and Neglect	AN	2	▼	-86.7%	-13
	Misdemeanor	DM	2	▼	-33.3%	-1
	Foster Care Review	FC	1	▼	-50.0%	-1
	Temporary Detention Order	TD	1	↔	-	-
	Traffic	T	1	▼	-75.0%	-3
	Truancy	TR	1	↔	-	-
	Emergency Custody Order	EC	0	▼	-100.0%	-1
	Felony	DF	0	▼	-100.0%	-1
	Paternity	PT	0	▼	-100.0%	-2
	Relief of Custody	CR	0	▼	-100.0%	-4
	Status	ST	0	▼	-100.0%	-2
	Voluntary Continuing Services and Support Agreen	VA	0	▼	-100.0%	-2
Total			<b>130</b>	▲	<b>5.7%</b>	<b>+7</b>
<b>GRAND TOTAL</b>			<b>310</b>	▲	<b>51.2%</b>	<b>+105</b>

Filings by Major Case Category\*\*

Category	Summary	Change	% Change	Absolute Change
Adult Criminal	93	▲	+111.4%	+49
Child Dependency	11	▼	-66.7%	-22
Child in Need of Services/Supervision	1	↔	-	0
Custody and Visitation	98	▼	+32.4%	+24
Delinquency	2	▼	-50.0%	-2
Juvenile Miscellaneous	0	▼	-100.0%	-2
Other	32	▲	+166.7%	+20
Protective Orders	28	▲	+154.5%	+17
Support	44	▲	+120.0%	+24
Traffic	1	▼	-75.0%	-3

\* Compared to same time period as previous year      \*\* Case Type Categories are defined in the 2017 Virginia Judicial Workload Assessment

The data reported reflect the case management system. The case types reported may not necessitate judicial involvement.

**GRAND TOTAL**

**310**

▲

51.2%

+105

\* Compared to same time period as previous year

\*\* Case Type Categories are defined in the 2017 Virginia Judicial Workload Assessment

The data reported reflect the case management system. The case types reported may not necessitate judicial involvement.

2025 Overall GRAND TOTAL		Distribution of Caseload		Change*		Percentage (%) of Caseload			
<b>180</b> +52 40.6% 		<b>Adult</b>	85	47%	66.7% ▲	+34	<b>Adult</b>	39.8%	47.2%
		<b>Juvenile</b>	95	53%	23.4% ▲	+18	<b>Juvenile</b>	60.2%	52.8%
		<b>GRAND TOTAL</b>	<b>180</b>	100%	40.6% ▲	+52	<b>GRAND TOTAL</b>	100%	100%

Filings by Division & Code

Division	Case Type Description	Code	Summary	Change	% Change	Absolute Change
<b>Adult</b>	Misdemeanor	CM	26	▲	+52.9%	+9
	Other	OT	16	▲	+77.8%	+7
	Show Cause	SC	14	▲	+100.0%	+7
	Civil Support	VS	11	▲	+37.5%	+3
	Family Abuse - Protective Order	FP	7	▲	+600.0%	+6
	Felony	CF	7	▲	-	+7
	Remand Support	RS	3	▼	-40.0%	-2
	Non-Family Abuse Protective Order	AP	1	▲	-	+1
	Motion - Protective Order	MP	0	▼	-100.0%	-4
		<b>Total</b>		<b>85</b>	▲	<b>66.7%</b>
<b>Juvenile</b>	Custody Visitation	CV	55	▲	+25.0%	+11
	Remand Custody	RC	10	↔	-	-
	Remand Visitation	RV	10	↔	-	-
	Traffic	T	4	↔	-	-
	Abuse and Neglect	AN	3	↔	-	-
	Initial Foster Care	IF	3	▲	-	+3
	Misdemeanor	DM	3	▲	+50.0%	+1
	Motion - Protective Order	MP	3	▲	+50.0%	+1
	Paternity	PT	2	▲	-	+2
	Foster Care Review	FC	1	▼	-50.0%	-1
	Other	OT	1	▲	-	+1
		<b>Total</b>		<b>95</b>	▲	<b>23.4%</b>
<b>GRAND TOTAL</b>			<b>180</b>	▲	40.6%	+52

Filings by Major Case Category\*\*

Category	Summary	Change	% Change	Absolute Change
Adult Criminal	40	▲	+66.7%	+16
Child Dependency	7	▲	+40.0%	+2
Custody and Visitation	57	▲	+29.5%	+13
Delinquency	3	▲	+50.0%	+1
Other	40	▲	+17.6%	+6
Protective Orders	11	▲	+57.1%	+4
Support	18	▲	+125.0%	+10
Traffic	4	↔	-	0
<b>GRAND TOTAL</b>	<b>180</b>	▲	40.6%	+52

\* Compared to same time period as previous year

\*\* Case Type Categories are defined in the 2017 Virginia Judicial Workload Assessment

The data reported reflect the case management system. The case types reported may not necessitate judicial involvement.

2025 Overall GRAND TOTAL		Distribution of Caseload		Change*		Percentage (%) of Caseload			
<b>95</b>	-7 -6.9%	<b>Adult</b>	43 45%	-12.2%	▼	-6	<b>Adult</b>	48.0%	45.3%
2025		<b>Juvenile</b>	52 55%	-1.9%	▼	-1	<b>Juvenile</b>	52.0%	54.7%
2024		<b>GRAND TOTAL</b>	<b>95</b> 100%	-6.9%	▼	-7	<b>GRAND TOTAL</b>	100%	100%

Filings by Division & Code

Division	Case Type Description	Code	Summary	Change	% Change	Absolute Change
<b>Adult</b>	Other	OT	11	▼	-21.4%	-3
	Misdemeanor	CM	9	↔		-
	Show Cause	SC	9	▲	+80.0%	+4
	Civil Support	VS	6	▼	-25.0%	-2
	Capias	CA	3	↔		-
	Family Abuse - Protective Order	FP	2	↔		-
	Felony	CF	2	▼	-60.0%	-3
	Non-Family Abuse Protective Order	AP	1	▲	-	+1
	Violation of Protective Order	PV	0	▼	-100.0%	-3
	<b>Total</b>		<b>43</b>	▼	<b>-12.2%</b>	<b>-6</b>
<b>Juvenile</b>	Custody Visitation	CV	20	▲	+122.2%	+11
	Traffic	T	10	▲	+900.0%	+9
	Misdemeanor	DM	6	▼	-25.0%	-2
	Foster Care Review	FC	4	▲	+300.0%	+3
	Initial Foster Care	IF	3	↔		-
	Motion - Protective Order	MP	3	▲	-	+3
	Abuse and Neglect	AN	2	↔		-
	Child In Need of Services	CS	2	▲	-	+2
	Paternity	PT	1	▲	-	+1
	Voluntary Continuing Services and Support Agree	VA	1	▲	-	+1
	Non-Family Abuse Protective Order	AP	0	▼	-100.0%	-2
	Permanency Planning	PH	0	▼	-100.0%	-12
	Temporary Detention Order	TD	0	▼	-100.0%	-1
	Terminate Parental Rights	TP	0	▼	-100.0%	-14
	<b>Total</b>		<b>52</b>	▼	<b>-1.9%</b>	<b>-1</b>
<b>GRAND TOTAL</b>			<b>95</b>	▼	<b>-6.9%</b>	<b>-7</b>

Filings by Major Case Category\*\*

Category	Summary	Change	% Change	Absolute Change	
Adult Criminal	19	▼	-24.0%	-6	
Child Dependency	10	▲	-68.8%	-22	
Child in Need of Services/Supervision	2	▲	-	+2	
Custody and Visitation	21	▲	+133.3%	+12	
Delinquency	6	▼	-25.0%	-2	
Other	11	▼	-26.7%	-4	
Protective Orders	6	▲	+50.0%	+2	
Support	10	▲	+25.0%	+2	
Traffic	10	▲	+900.0%	+9	
<b>GRAND TOTAL</b>		<b>95</b>	▼	<b>-6.9%</b>	<b>-7</b>

\* Compared to same time period as previous year

\*\* Case Type Categories are defined in the 2017 Virginia Judicial Workload Assessment

The data reported reflect the case management system. The case types reported may not necessitate judicial involvement.

2025 Overall GRAND TOTAL		Distribution of Caseload		Change*		Percentage (%) of Caseload		
<b>248</b>	-1 -0.4%	<b>Adult</b>	92 37%	21.1% ▲	+16	<b>Adult</b>	2024 30.5%	2025 37.1%
2025		<b>Juvenile</b>	156 63%	-9.8% ▼	-17	<b>Juvenile</b>	69.5%	62.9%
2024		<b>GRAND TOTAL</b>	<b>248</b> 100%	-0.4% ▼	-1	<b>GRAND TOTAL</b>	100%	100%

Filings by Division & Code

Division	Case Type Description	Code	Summary	Change	% Change	Absolute Change
<b>Adult</b>	Show Cause	SC	26	▲	+44.4%	+8
	Civil Support	VS	21	▲	+50.0%	+7
	Misdemeanor	CM	18	▲	+100.0%	+9
	Other	OT	10	▼	-28.6%	-4
	Family Abuse - Protective Order	FP	7	↔		-
	Capias	CA	3	▼	-25.0%	-1
	Felony	CF	3	↔		-
	Non-Family Abuse Protective Order	AP	2	↔		-
	Motion - Protective Order	MP	1	▲	-	+1
	Remand Support	RS	1	▲	-	+1
	Violation of Protective Order	PV	0	▼	-100.0%	-5
	<b>Total</b>			<b>92</b>	<b>▲</b>	<b>21.1%</b>
<b>Juvenile</b>	Custody Visitation	CV	119	▼	-4.8%	-6
	Misdemeanor	DM	9	▲	+125.0%	+5
	Foster Care Review	FC	6	▲	+20.0%	+1
	Traffic	T	5	▲	+400.0%	+4
	Remand Custody	RC	4	▲	+100.0%	+2
	Remand Visitation	RV	4	▲	+100.0%	+2
	Initial Foster Care	IF	2	▲	-	+2
	Show Cause	SC	2	▲	-	+2
	Emergency Custody Order	EC	1	▲	-	+1
	Non-Family Abuse Protective Order	AP	1	▼	-75.0%	-3
	Terminate Parental Rights	TP	1	▼	-75.0%	-3
	Truancy	TR	1	↔		-
	Voluntary Continuing Services and Support Agree	VA	1	▲	-	+1
	Abuse and Neglect	AN	0	▼	-100.0%	-1
	Child In Need of Services	CS	0	▼	-100.0%	-3
	Entrustment	ET	0	▼	-100.0%	-2
	Felony	DF	0	▼	-100.0%	-2
	Motion - Protective Order	MP	0	▼	-100.0%	-3
	Other	OT	0	▼	-100.0%	-2
	Paternity	PT	0	▼	-100.0%	-2
	Permanency Planning	PH	0	▼	-100.0%	-5
	Relief of Custody	CR	0	▼	-100.0%	-2
Temporary Detention Order	TD	0	▼	-100.0%	-3	
<b>Total</b>			<b>156</b>	<b>▼</b>	<b>-9.8%</b>	<b>-17</b>
<b>GRAND TOTAL</b>			<b>248</b>	<b>▼</b>	<b>-0.4%</b>	<b>-1</b>

Filings by Major Case Category\*\*

Category	Summary	Change	% Change	Absolute Change
Adult Criminal	34	▼	+13.3%	+4
Child Dependency	10	▲	-47.4%	-9
Child in Need of Services/Supervision	1	▼	-75.0%	-3
Custody and Visitation	119	▼	-6.3%	-8
Delinquency	11	▲	+83.3%	+5
Other	20	▲	-13.0%	-3
Protective Orders	11	▲	-31.3%	-5

\* Compared to same time period as previous year

\*\* Case Type Categories are defined in the 2017 Virginia Judicial Workload Assessment

The data reported reflect the case management system. The case types reported may not necessitate judicial involvement.

**CPSS - JCMS CASELOAD STATISTICS OF THE JUVENILE & DOMESTIC RELATIONS DISTRICT COURTS**  
 January 2025 thru February 2025 Filings (Compared to January 2024 thru February 2024)

Support	37	▲	+60.9%	+14
Traffic	5	▲	+400.0%	+4
<b>GRAND TOTAL</b>	<b>248</b>	▼	-0.4%	-1

\* Compared to same time period as previous year

\*\* Case Type Categories are defined in the 2017 Virginia Judicial Workload Assessment

The data reported reflect the case management system. The case types reported may not necessitate judicial involvement.

2025 Overall GRAND TOTAL		Distribution of Caseload		Change*		Percentage (%) of Caseload		
<b>147</b> +9 6.5% 	Adult	80	54%	27.0% ▲	+17	Adult	2024	2025
	Juvenile	67	46%	-10.7% ▼	-8	Juvenile	45.7%	54.4%
<b>GRAND TOTAL</b>		<b>147</b>	100%	6.5% ▲	+9	<b>GRAND TOTAL</b>	100%	100%

Filings by Division & Code

Division	Case Type Description	Code	Summary	Change	% Change	Absolute Change
<b>Adult</b>	Misdemeanor	CM	27	▲	+80.0%	+12
	Show Cause	SC	12	▲	-20.0%	-3
	Civil Support	VS	11	↔		-
	Family Abuse - Protective Order	FP	10	▲	+400.0%	+8
	Other	OT	7	▼	-36.4%	-4
	Felony	CF	4	↔		-
	Capias	CA	3	↔		-
	Motion - Protective Order	MP	3	▲	+200.0%	+2
	Non-Family Abuse Protective Order	AP	2	▲	-	+2
	Remand Support	RS	1	▲	-	+1
	Violation Family Abuse Protective Order	PS	0	▼	-100.0%	-1
Total			<b>80</b>	▲	<b>27.0%</b>	<b>+17</b>
<b>Juvenile</b>	Custody Visitation	CV	51	▼	-5.6%	-3
	Permanency Planning	PH	5	▲	+66.7%	+2
	Felony	DF	2	▲	+100.0%	+1
	Foster Care Review	FC	2	▼	-50.0%	-2
	Emergency Custody Order	EC	1	▲	-	+1
	Misdemeanor	DM	1	▼	-50.0%	-1
	Remand Custody	RC	1	▲	-	+1
	Remand Visitation	RV	1	▲	-	+1
	Temporary Detention Order	TD	1	↔		-
	Traffic	T	1	▲	-	+1
	Voluntary Continuing Services and Support Agreem	VA	1	▲	-	+1
	Abuse and Neglect	AN	0	▼	-100.0%	-3
	Initial Foster Care	IF	0	▼	-100.0%	-4
	Motion - Protective Order	MP	0	▼	-100.0%	-1
	Non-Family Abuse Protective Order	AP	0	▼	-100.0%	-1
	Paternity	PT	0	▼	-100.0%	-1
	Total			<b>67</b>	▼	<b>-10.7%</b>
<b>GRAND TOTAL</b>			<b>147</b>	▲	6.5%	+9

Filings by Major Case Category\*\*

Category	Summary	Change	% Change	Absolute Change	
Adult Criminal	39	▼	+8.3%	+3	
Child Dependency	8	▲	-42.9%	-6	
Custody and Visitation	51	▼	-7.3%	-4	
Delinquency	3	▲		0	
Other	12	▲		0	
Protective Orders	15	▲	+200.0%	+10	
Support	18	▲	+38.5%	+5	
Traffic	1	▲	-	+1	
<b>GRAND TOTAL</b>		<b>147</b>	▲	6.5%	+9

\* Compared to same time period as previous year

\*\* Case Type Categories are defined in the 2017 Virginia Judicial Workload Assessment

The data reported reflect the case management system. The case types reported may not necessitate judicial involvement.



2025 Overall GRAND TOTAL		Distribution of Caseload			Change*		Percentage (%) of Caseload		
	<b>659</b>	<b>Adult</b>	340	52%	13.0% ▲	+39	<b>Adult</b>	50.2%	51.6%
		<b>Juvenile</b>	319	48%	6.7% ▲	+20	<b>Juvenile</b>	49.8%	48.4%
		<b>GRAND TOTAL</b>	<b>659</b>	100%	9.8% ▲	+59	<b>GRAND TOTAL</b>	100%	100%

**Filings by Division & Code**

Division	Case Type Description	Code	Summary	Change	% Change	Absolute Change	
<b>Adult</b>	Misdemeanor	CM	88	▲	+17.3%	+13	
	Other	OT	50	▲	-5.7%	-3	
	Show Cause	SC	50	▲	-23.1%	-15	
	Civil Support	VS	49	▲	+19.5%	+8	
	Felony	CF	41	▲	+20.6%	+7	
	Family Abuse - Protective Order	FP	38	▲	+153.3%	+23	
	Violation of Protective Order	PV	7	▲	+600.0%	+6	
	Motion - Protective Order	MP	6	▲	+200.0%	+4	
	Remand Support	RS	6	▲	+200.0%	+4	
	Capias	CA	5	▼	-28.6%	-2	
	Non-Family Abuse Protective Order	AP	0	▼	-100.0%	-6	
		<b>Total</b>		<b>340</b>	▲	<b>13.0%</b>	<b>+39</b>
<b>Juvenile</b>	Custody Visitation	CV	214	▲	+50.7%	+72	
	Misdemeanor	DM	26	▼	-44.7%	-21	
	Motion - Protective Order	MP	15	▲	+87.5%	+7	
	Traffic	T	14	▲	+7.7%	+1	
	Paternity	PT	9	▲	+800.0%	+8	
	Abuse and Neglect	AN	8	▼	-50.0%	-8	
	Felony	DF	4	▼	-89.7%	-35	
	Remand Custody	RC	4	▼	-42.9%	-3	
	Temporary Detention Order	TD	4	▲	-	+4	
	Remand Visitation	RV	3	▲	+200.0%	+2	
	Status	ST	3	↔	-	-	
	Truancy	TR	3	▼	-40.0%	-2	
	Foster Care Review	FC	2	▲	+100.0%	+1	
	Initial Foster Care	IF	2	▲	+100.0%	+1	
	Terminate Parental Rights	TP	2	▲	-	+2	
	Child In Need of Services	CS	1	▼	-66.7%	-2	
	Civil Violation	CI	1	▼	-75.0%	-3	
	Family Abuse - Protective Order	FP	1	▲	-	+1	
	Non-Family Abuse Protective Order	AP	1	▼	-66.7%	-2	
	Other	OT	1	↔	-	-	
	Permanency Planning	PH	1	▲	-	+1	
	Show Cause	SC	0	▼	-100.0%	-1	
	Special Immigrant Juvenile Status	SI	0	▼	-100.0%	-2	
	Voluntary Continuing Services and Support Agree	VA	0	▼	-100.0%	-1	
		<b>Total</b>		<b>319</b>	▲	<b>6.7%</b>	<b>+20</b>
	<b>GRAND TOTAL</b>			<b>659</b>	▲	9.8%	+59

**Filings by Major Case Category\*\***

Category	Summary	Change	% Change	Absolute Change
Adult Criminal	164	▲	-3.0%	-5
Child Dependency	15	▲	-21.1%	-4
Child in Need of Services/Supervision	4	▼	-50.0%	-4
Custody and Visitation	223	▲	+55.9%	+80
Delinquency	30	▼	-65.5%	-57
Juvenile Miscellaneous	3	↔	-	0

\* Compared to same time period as previous year      \*\* Case Type Categories are defined in the 2017 Virginia Judicial Workload Assessment

The data reported reflect the case management system. The case types reported may not necessitate judicial involvement.

New to Workload Study	1	▼	-83.3%	-5
Other	68	▲	+6.3%	+4
Protective Orders	61	▲	+79.4%	+27
Support	76	▲	+40.7%	+22
Traffic	14	▲	+7.7%	+1
<b>GRAND TOTAL</b>	<b>659</b>	▲	9.8%	+59

\* Compared to same time period as previous year

\*\* Case Type Categories are defined in the 2017 Virginia Judicial Workload Assessment

The data reported reflect the case management system. The case types reported may not necessitate judicial involvement.

2025 Overall GRAND TOTAL		Distribution of Caseload			Change*		Percentage (%) of Caseload		
<b>466</b> +82 21.4% 	<b>Adult</b>	285	61%	30.1% ▲	+66	<b>Adult</b>	57.0%	61.2%	
	<b>Juvenile</b>	181	39%	9.7% ▲	+16	<b>Juvenile</b>	43.0%	38.8%	
	<b>GRAND TOTAL</b>	<b>466</b>	100%	21.4% ▲	+82	<b>GRAND TOTAL</b>	100%	100%	

Filings by Division & Code

Division	Case Type Description	Code	Summary	Change	% Change	Absolute Change
<b>Adult</b>	Show Cause	SC	70	▲	+45.8%	+22
	Felony	CF	61	▲	+369.2%	+48
	Civil Support	VS	41	▲	+5.1%	+2
	Misdemeanor	CM	35	▼	-14.6%	-6
	Other	OT	31	▼	-32.6%	-15
	Family Abuse - Protective Order	FP	22	▲	+15.8%	+3
	Capias	CA	18	▲	+125.0%	+10
	Motion - Protective Order	MP	4	▲	+300.0%	+3
	Violation of Protective Order	PV	2	▼	-33.3%	-1
	Non-Family Abuse Protective Order	AP	1	↔		-
	<b>Total</b>		<b>285</b>	<b>▲</b>	<b>30.1%</b>	<b>+66</b>
<b>Juvenile</b>	Custody Visitation	CV	129	▲	+17.3%	+19
	Misdemeanor	DM	14	▲	+7.7%	+1
	Paternity	PT	6	▲	+100.0%	+3
	Show Cause	SC	5	▲	-	+5
	Terminate Parental Rights	TP	4	▲	-	+4
	Traffic	T	4	▼	-20.0%	-1
	Foster Care Review	FC	3	↔		-
	Abuse and Neglect	AN	2	▼	-50.0%	-2
	Child In Need of Services	CS	2	▲	+100.0%	+1
	Motion - Protective Order	MP	2	▼	-71.4%	-5
	Permanency Planning	PH	2	▲	-	+2
	Truancy	TR	2	▼	-50.0%	-2
	Voluntary Continuing Services and Support Agreem	VA	2	▲	+100.0%	+1
	Capias	CA	1	↔		-
	Child at Risk	RI	1	▼	-80.0%	-4
	Emergency Custody Order	EC	1	▲	-	+1
	Initial Foster Care	IF	1	↔		-
	Civil Violation	CI	0	▼	-100.0%	-1
	Felony	DF	0	▼	-100.0%	-4
	Non-Family Abuse Protective Order	AP	0	▼	-100.0%	-1
Temporary Detention Order	TD	0	▼	-100.0%	-1	
	<b>Total</b>		<b>181</b>	<b>▲</b>	<b>9.7%</b>	<b>+16</b>
<b>GRAND TOTAL</b>			<b>466</b>	<b>▲</b>	<b>21.4%</b>	<b>+82</b>

Filings by Major Case Category\*\*

Category	Summary	Change	% Change	Absolute Change
Adult Criminal	149	▲	+47.5%	+48
Child Dependency	15	▲	+7.1%	+1
Child in Need of Services/Supervision	4	▲	-20.0%	-1
Custody and Visitation	135	▲	+19.5%	+22
Delinquency	20	▲	+11.1%	+2
New to Workload Study	0	▼	-100.0%	-1
Other	32	▲	-31.9%	-15
Protective Orders	29	▲		0
Support	78	▲	+52.9%	+27

\* Compared to same time period as previous year

\*\* Case Type Categories are defined in the 2017 Virginia Judicial Workload Assessment

The data reported reflect the case management system. The case types reported may not necessitate judicial involvement.

Traffic	4	▼	-20.0%	-1
<b>GRAND TOTAL</b>	<b>466</b>	▲	21.4%	+82

\* Compared to same time period as previous year

\*\* Case Type Categories are defined in the 2017 Virginia Judicial Workload Assessment

The data reported reflect the case management system. The case types reported may not necessitate judicial involvement.

2025 Overall GRAND TOTAL		Distribution of Caseload			Change*		Percentage (%) of Caseload		
<b>178</b> -39 -18.0% 	Adult	88	49%	-2.2%	▼	-2	Adult	2024	2025
	Juvenile	90	51%	-29.1%	▼	-37	Juvenile	41.5%	49.4%
<b>GRAND TOTAL</b>		<b>178</b>	100%	-18.0%	▼	-39	<b>GRAND TOTAL</b>	100%	100%

Filings by Division & Code

Division	Case Type Description	Code	Summary	Change	% Change	Absolute Change
<b>Adult</b>	Civil Support	VS	22	▲	+15.8%	+3
	Misdemeanor	CM	17	▼	-39.3%	-11
	Show Cause	SC	15	▲	+15.4%	+2
	Other	OT	11	▲	-47.6%	-10
	Felony	CF	7	▲	+133.3%	+4
	Capias	CA	4	▲	-	+4
	Violation of Protective Order	PV	4	▲	+300.0%	+3
	Family Abuse - Protective Order	FP	3	▲	+50.0%	+1
	Motion - Protective Order	MP	3	▲	+50.0%	+1
	Non-Family Abuse Protective Order	AP	1	▲	-	+1
	Remand Support	RS	1	▲	-	+1
	Restricted License for Non-Support	SL	0	▼	-100.0%	-1
	Total			<b>88</b>	▼	<b>-2.2%</b>
<b>Juvenile</b>	Custody Visitation	CV	48	▼	-47.3%	-43
	Misdemeanor	DM	20	▲	+400.0%	+16
	Status	ST	5	▲	+400.0%	+4
	Felony	DF	4	▲	+33.3%	+1
	Permanency Planning	PH	4	▲	+300.0%	+3
	Abuse and Neglect	AN	3	▼	-25.0%	-1
	Civil Violation	CI	2	▲	+100.0%	+1
	Paternity	PT	1	▼	-50.0%	-1
	Remand Custody	RC	1	▼	-66.7%	-2
	Remand Visitation	RV	1	▲	-	+1
	Traffic	T	1	↔	-	-
	Emergency Custody Order	EC	0	▼	-100.0%	-2
	Entrustment	ET	0	▼	-100.0%	-1
	Foster Care Review	FC	0	▼	-100.0%	-1
	Initial Foster Care	IF	0	▼	-100.0%	-2
	Relief of Custody	CR	0	▼	-100.0%	-2
	Temporary Detention Order	TD	0	▼	-100.0%	-5
	Terminate Parental Rights	TP	0	▼	-100.0%	-2
	Truancy	TR	0	▼	-100.0%	-1
	Total			<b>90</b>	▼	<b>-29.1%</b>
<b>GRAND TOTAL</b>			<b>178</b>	▼	<b>-18.0%</b>	<b>-39</b>

Filings by Major Case Category\*\*

Category	Summary	Change	% Change	Absolute Change
Adult Criminal	36	▲	-10.0%	-4
Child Dependency	7	▼	-46.2%	-6
Child in Need of Services/Supervision	0	▼	-100.0%	-1
Custody and Visitation	49	▼	-47.3%	-44
Delinquency	24	▲	+242.9%	+17
Juvenile Miscellaneous	5	▲	+400.0%	+4
New to Workload Study	2	▲	+100.0%	+1
Other	14	▲	-54.8%	-17
Protective Orders	7	▲	+75.0%	+3

\* Compared to same time period as previous year      \*\* Case Type Categories are defined in the 2017 Virginia Judicial Workload Assessment

The data reported reflect the case management system. The case types reported may not necessitate judicial involvement.

**CPSS - JCMS CASELOAD STATISTICS OF THE JUVENILE & DOMESTIC RELATIONS DISTRICT COURTS**  
 January 2025 thru February 2025 Filings (Compared to January 2024 thru February 2024)

Support	33	▲	+32.0%	+8
Traffic	1	↔		0
<b>GRAND TOTAL</b>	<b>178</b>	▼	-18.0%	-39

\* Compared to same time period as previous year

\*\* Case Type Categories are defined in the 2017 Virginia Judicial Workload Assessment

The data reported reflect the case management system. The case types reported may not necessitate judicial involvement.

2025 Overall GRAND TOTAL		Distribution of Caseload			Change*		Percentage (%) of Caseload		
<b>327</b>	-35 -9.7%	<b>Adult</b>	183	56%	5.2% ▲	+9	<b>Adult</b>	48.1%	56.0%
2025		<b>Juvenile</b>	144	44%	-23.4% ▼	-44	<b>Juvenile</b>	51.9%	44.0%
2024		<b>GRAND TOTAL</b>	<b>327</b>	100%	-9.7% ▼	-35	<b>GRAND TOTAL</b>	100%	100%

Filings by Division & Code

Division	Case Type Description	Code	Summary	Change	% Change	Absolute Change
<b>Adult</b>	Misdemeanor	CM	45	▲	+28.6%	+10
	Other	OT	37	▼	-5.1%	-2
	Show Cause	SC	34	▲	+47.8%	+11
	Civil Support	VS	27	▼	-30.8%	-12
	Felony	CF	15	▼	-11.8%	-2
	Family Abuse - Protective Order	FP	13	▲	+18.2%	+2
	Motion - Protective Order	MP	4	▲	+300.0%	+3
	Capias	CA	3	▲	+50.0%	+1
	Non-Family Abuse Protective Order	AP	2	▲	-	+2
	Violation of Protective Order	PV	2	▼	-60.0%	-3
	Remand Support	RS	1	▼	-50.0%	-1
	<b>Total</b>		<b>183</b>	<b>▲</b>	<b>5.2%</b>	<b>+9</b>
<b>Juvenile</b>	Custody Visitation	CV	87	▼	-26.3%	-31
	Misdemeanor	DM	18	▲	+28.6%	+4
	Abuse and Neglect	AN	5	▼	-50.0%	-5
	Traffic	T	5	▼	-28.6%	-2
	Foster Care Review	FC	4	▼	-55.6%	-5
	Paternity	PT	4	▲	+100.0%	+2
	Truancy	TR	4	▲	+100.0%	+2
	Show Cause	SC	3	▲	-	+3
	Temporary Detention Order	TD	3	▲	+50.0%	+1
	Emergency Custody Order	EC	2	▲	-	+2
	Initial Foster Care	IF	2	▲	-	+2
	Non-Family Abuse Protective Order	AP	2	▲	-	+2
	Remand Custody	RC	2	▼	-60.0%	-3
	Motion - Protective Order	MP	1	▼	-50.0%	-1
	Permanency Planning	PH	1	▼	-66.7%	-2
	Status	ST	1	▼	-75.0%	-3
	Child In Need of Services	CS	0	▼	-100.0%	-2
	Felony	DF	0	▼	-100.0%	-3
	Relief of Custody	CR	0	▼	-100.0%	-1
	Terminate Parental Rights	TP	0	▼	-100.0%	-3
Voluntary Continuing Services and Support Agreem	VA	0	▼	-100.0%	-1	
	<b>Total</b>		<b>144</b>	<b>▼</b>	<b>-23.4%</b>	<b>-44</b>
<b>GRAND TOTAL</b>			<b>327</b>	<b>▼</b>	<b>-9.7%</b>	<b>-35</b>

Filings by Major Case Category\*\*

Category	Summary	Change	% Change	Absolute Change
Adult Criminal	81	▲	+8.0%	+6
Child Dependency	12	▲	-55.6%	-15
Child in Need of Services/Supervision	4	↔		0
Custody and Visitation	91	▲	-24.2%	-29
Delinquency	21	▲	+23.5%	+4
Juvenile Miscellaneous	1	▼	-75.0%	-3
Other	45	▲	-6.3%	-3
Protective Orders	22	▲	+57.1%	+8

\* Compared to same time period as previous year

\*\* Case Type Categories are defined in the 2017 Virginia Judicial Workload Assessment

The data reported reflect the case management system. The case types reported may not necessitate judicial involvement.

**CPSS - JCMS CASELOAD STATISTICS OF THE JUVENILE & DOMESTIC RELATIONS DISTRICT COURTS**  
 January 2025 thru February 2025 Filings (Compared to January 2024 thru February 2024)




Support	45	▲	-2.2%	-1
Traffic	5	▼	-28.6%	-2
<b>GRAND TOTAL</b>	<b>327</b>	▼	-9.7%	-35

\* Compared to same time period as previous year

\*\* Case Type Categories are defined in the 2017 Virginia Judicial Workload Assessment

The data reported reflect the case management system. The case types reported may not necessitate judicial involvement.



2025 Overall GRAND TOTAL		Distribution of Caseload		Change*		Percentage (%) of Caseload			
2025  <b>348</b> 2024 	+20	<b>Adult</b>	193	55%	20.6% ▲	+33	<b>Adult</b>	48.8%	55.5%
	6.1%	<b>Juvenile</b>	155	45%	-7.7% ▼	-13	<b>Juvenile</b>	51.2%	44.5%
		<b>GRAND TOTAL</b>	<b>348</b>	100%	6.1% ▲	+20	<b>GRAND TOTAL</b>	100%	100%

Filings by Division & Code

Division	Case Type Description	Code	Summary	Change	% Change	Absolute Change
<b>Adult</b>	Misdemeanor	CM	50	▼	-28.6%	-20
	Other	OT	29	▲	+20.8%	+5
	Show Cause	SC	28	▲	+100.0%	+14
	Capias	CA	27	▲	+170.0%	+17
	Civil Support	VS	19	▲	+26.7%	+4
	Family Abuse - Protective Order	FP	14	▲	+55.6%	+5
	Felony	CF	12	▲	+50.0%	+4
	Violation of Protective Order	PV	8	▲	+700.0%	+7
	Motion - Protective Order	MP	3	▲	+50.0%	+1
	Non-Family Abuse Protective Order	AP	2	▲	-	+2
	Remand Support	RS	1	▼	-85.7%	-6
	<b>Total</b>		<b>193</b>	<b>▲</b>	<b>20.6%</b>	<b>+33</b>
<b>Juvenile</b>	Custody Visitation	CV	54	▼	-28.0%	-21
	Status	ST	21	▲	+50.0%	+7
	Misdemeanor	DM	19	▲	+171.4%	+12
	Foster Care Review	FC	13	▲	+85.7%	+6
	Abuse and Neglect	AN	12	▲	+500.0%	+10
	Permanency Planning	PH	11	▲	+37.5%	+3
	Traffic	T	6	▼	-25.0%	-2
	Terminate Parental Rights	TP	4	▲	+100.0%	+2
	Paternity	PT	3	↔	-	-
	Felony	DF	2	▲	+100.0%	+1
	Mental Commitment	MC	2	▲	-	+2
	Non-Family Abuse Protective Order	AP	2	▲	-	+2
	Remand Custody	RC	2	▼	-86.7%	-13
	Remand Visitation	RV	2	▼	-86.7%	-13
	Other	OT	1	▲	-	+1
	Temporary Detention Order	TD	1	▲	-	+1
	Capias	CA	0	▼	-100.0%	-1
	Civil Violation	CI	0	▼	-100.0%	-1
	Entrustment	ET	0	▼	-100.0%	-1
	Initial Foster Care	IF	0	▼	-100.0%	-5
Voluntary Continuing Services and Support Agreem	VA	0	▼	-100.0%	-3	
	<b>Total</b>		<b>155</b>	<b>▼</b>	<b>-7.7%</b>	<b>-13</b>
<b>GRAND TOTAL</b>			<b>348</b>	<b>▲</b>	<b>6.1%</b>	<b>+20</b>

Filings by Major Case Category\*\*

Category	Summary	Change	% Change	Absolute Change
Adult Criminal	108	▲	+9.1%	+9
Child Dependency	40	▲	+42.9%	+12
Custody and Visitation	57	▼	-26.9%	-21
Delinquency	21	▲	+133.3%	+12
Juvenile Miscellaneous	21	▲	+50.0%	+7
New to Workload Study	0	▼	-100.0%	-1
Other	38	▲	-37.7%	-23
Protective Orders	21	▲	+90.9%	+10

\* Compared to same time period as previous year

\*\* Case Type Categories are defined in the 2017 Virginia Judicial Workload Assessment

The data reported reflect the case management system. The case types reported may not necessitate judicial involvement.

**CPSS - JCMS CASELOAD STATISTICS OF THE JUVENILE & DOMESTIC RELATIONS DISTRICT COURTS**  
 January 2025 thru February 2025 Filings (Compared to January 2024 thru February 2024)

Support	36	▲	+89.5%	+17
Traffic	6	▼	-25.0%	-2
<b>GRAND TOTAL</b>	<b>348</b>	▲	6.1%	+20

\* Compared to same time period as previous year

\*\* Case Type Categories are defined in the 2017 Virginia Judicial Workload Assessment

The data reported reflect the case management system. The case types reported may not necessitate judicial involvement.

2025 Overall GRAND TOTAL		Distribution of Caseload		Change*		Percentage (%) of Caseload		
<b>499</b>	-112 -18.3%	<b>Adult</b>	285 57%	-9.8% ▼	-31	<b>Adult</b>	2024 51.7%	2025 57.1%
2025		<b>Juvenile</b>	214 43%	-27.5% ▼	-81	<b>Juvenile</b>	48.3%	42.9%
2024		<b>GRAND TOTAL</b>	<b>499</b> 100%	-18.3% ▼	-112	<b>GRAND TOTAL</b>	100%	100%

Filings by Division & Code

Division	Case Type Description	Code	Summary	Change	% Change	Absolute Change
<b>Adult</b>	Show Cause	SC	104	▲	+5.1%	+5
	Civil Support	VS	44	▲	+12.8%	+5
	Other	OT	40	▼	-29.8%	-17
	Capias	CA	34	▲	+126.7%	+19
	Misdemeanor	CM	33	▼	-54.8%	-40
	Family Abuse - Protective Order	FP	11	▼	-8.3%	-1
	Violation of Protective Order	PV	9	▲	+200.0%	+6
	Felony	CF	8	▼	-38.5%	-5
	Remand Support	RS	2	↔		-
	Motion - Protective Order	MP	0	▼	-100.0%	-2
	Non-Family Abuse Protective Order	AP	0	▼	-100.0%	-1
	<b>Total</b>		<b>285</b>	▼	<b>-9.8%</b>	<b>-31</b>
<b>Juvenile</b>	Custody Visitation	CV	116	▼	-7.9%	-10
	Status	ST	24	▼	-7.7%	-2
	Foster Care Review	FC	13	▲	+85.7%	+6
	Misdemeanor	DM	11	▼	-82.8%	-53
	Paternity	PT	8	▼	-11.1%	-1
	Abuse and Neglect	AN	6	▲	-	+6
	Emergency Custody Order	EC	5	▲	+400.0%	+4
	Motion - Protective Order	MP	5	▼	-28.6%	-2
	Traffic	T	5	▼	-44.4%	-4
	Remand Custody	RC	4	▲	+100.0%	+2
	Remand Visitation	RV	4	▲	+100.0%	+2
	Permanency Planning	PH	3	▼	-78.6%	-11
	Show Cause	SC	3	▲	+200.0%	+2
	Relief of Custody	CR	2	▲	+100.0%	+1
	Felony	DF	1	▼	-95.5%	-21
	Initial Foster Care	IF	1	▲	-	+1
	Temporary Detention Order	TD	1	▼	-66.7%	-2
	Terminate Parental Rights	TP	1	▲	-	+1
	Truancy	TR	1	▲	-	+1
	Non-Family Abuse Protective Order	AP	0	▼	-100.0%	-1
	<b>Total</b>		<b>214</b>	▼	<b>-27.5%</b>	<b>-81</b>
<b>GRAND TOTAL</b>			<b>499</b>	▼	<b>-18.3%</b>	<b>-112</b>

Filings by Major Case Category\*\*

Category	Summary	Change	% Change	Absolute Change
Adult Criminal	167	▲	-14.8%	-29
Child Dependency	26	▲	+18.2%	+4
Child in Need of Services/Supervision	1	▲	-	+1
Custody and Visitation	124	▼	-8.1%	-11
Delinquency	15	▲	-82.8%	-72
Juvenile Miscellaneous	24	▼	-7.7%	-2
Other	56	▲	-16.4%	-11
Protective Orders	16	▼	-30.4%	-7
Support	65	▲	+41.3%	+19

\* Compared to same time period as previous year

\*\* Case Type Categories are defined in the 2017 Virginia Judicial Workload Assessment

The data reported reflect the case management system. The case types reported may not necessitate judicial involvement.

Traffic		5	▼	-44.4%	-4
	<b>GRAND TOTAL</b>	<b>499</b>	▼	-18.3%	-112

\* Compared to same time period as previous year

\*\* Case Type Categories are defined in the 2017 Virginia Judicial Workload Assessment

The data reported reflect the case management system. The case types reported may not necessitate judicial involvement.

2025 Overall GRAND TOTAL		Distribution of Caseload			Change*		Percentage (%) of Caseload		
<b>593</b> +51 9.4% 		<b>Adult</b>	306	52%	0.7% ▲	+2	<b>Adult</b>	56.1%	51.6%
		<b>Juvenile</b>	287	48%	20.6% ▲	+49	<b>Juvenile</b>	43.9%	48.4%
		<b>GRAND TOTAL</b>	<b>593</b>	100%	9.4% ▲	+51	<b>GRAND TOTAL</b>	100%	100%

Filings by Division & Code

Division	Case Type Description	Code	Summary	Change	% Change	Absolute Change	
<b>Adult</b>	Other	OT	61	▲	+8.9%	+5	
	Misdemeanor	CM	59	▼	-32.2%	-28	
	Show Cause	SC	58	▲	+205.3%	+39	
	Civil Support	VS	37	▲	+15.6%	+5	
	Family Abuse - Protective Order	FP	31	▲	+40.9%	+9	
	Capias	CA	26	▼	+52.9%	+9	
	Felony	CF	25	▼	-50.0%	-25	
	Motion - Protective Order	MP	4	↔		-	
	Protective Order	PC	2	▲	-	+2	
	Remand Support	RS	1	▼	-66.7%	-2	
	Violation Family Abuse Protective Order	PS	1	▲	-	+1	
	Violation of Protective Order	PV	1	▼	-90.9%	-10	
	Bond Forfeiture	BF	0	▼	-100.0%	-2	
	Restricted License for Non-Support	SL	0	▼	-100.0%	-1	
	<b>Total</b>		<b>306</b>	▲	<b>0.7%</b>	<b>+2</b>	
<b>Juvenile</b>	Custody Visitation	CV	183	▲	+53.8%	+64	
	Misdemeanor	DM	18	▲	+200.0%	+12	
	Foster Care Review	FC	14	▼	-12.5%	-2	
	Permanency Planning	PH	10	▼	-50.0%	-10	
	Traffic	T	10	▲	+66.7%	+4	
	Remand Custody	RC	9	▲	+80.0%	+4	
	Remand Visitation	RV	9	▲	+28.6%	+2	
	Abuse and Neglect	AN	8	▼	-27.3%	-3	
	Felony	DF	8	↔		-	
	Paternity	PT	4	▲	+33.3%	+1	
	Status	ST	4	▼	-75.0%	-12	
	Initial Foster Care	IF	2	▼	-66.7%	-4	
	Terminate Parental Rights	TP	2	↔		-	
	Family Abuse - Protective Order	FP	1	▲	-	+1	
	Other	OT	1	▲	-	+1	
	Relief of Custody	CR	1	↔		-	
	Temporary Detention Order	TD	1	↔		-	
	Truancy	TR	1	▼	-75.0%	-3	
	Voluntary Continuing Services and Support Agreen	VA	1	▼	-75.0%	-3	
	Civil Violation	CI	0	▼	-100.0%	-2	
	Emergency Custody Order	EC	0	▼	-100.0%	-1	
		<b>Total</b>		<b>287</b>	▲	<b>20.6%</b>	<b>+49</b>
	<b>GRAND TOTAL</b>			<b>593</b>	▲	9.4%	+51

Filings by Major Case Category\*\*

Category	Summary	Change	% Change	Absolute Change
Adult Criminal	139	▲	-23.2%	-42
Child Dependency	38	▼	-36.7%	-22
Child in Need of Services/Supervision	1	▼	-75.0%	-3
Custody and Visitation	187	▲	+53.3%	+65
Delinquency	26	▲	+85.7%	+12
Juvenile Miscellaneous	4	▼	-75.0%	-12

\* Compared to same time period as previous year      \*\* Case Type Categories are defined in the 2017 Virginia Judicial Workload Assessment

The data reported reflect the case management system. The case types reported may not necessitate judicial involvement.

New to Workload Study	0	▼	-100.0%	-2
Other	82	▲	+12.3%	+9
Protective Orders	36	▲	+38.5%	+10
Support	70	▲	+84.2%	+32
Traffic	10	▲	+66.7%	+4
<b>GRAND TOTAL</b>	<b>593</b>	▲	9.4%	+51

\* Compared to same time period as previous year  
 \*\* Case Type Categories are defined in the 2017 Virginia Judicial Workload Assessment  
 The data reported reflect the case management system. The case types reported may not necessitate judicial involvement.  
 3/13/2025 9:42:08AM Source: SCV-SQL-Information

2025 Overall GRAND TOTAL		Distribution of Caseload		Change*		Percentage (%) of Caseload		
<b>184</b>	-104 -36.1%	<b>Adult</b>	87 47%	-32.6% ▼	-42	<b>Adult</b>	2024 44.8%	2025 47.3%
2025		<b>Juvenile</b>	97 53%	-39.0% ▼	-62	<b>Juvenile</b>	55.2%	52.7%
2024		<b>GRAND TOTAL</b>	<b>184</b> 100%	-36.1% ▼	-104	<b>GRAND TOTAL</b>	100%	100%

Filings by Division & Code

Division	Case Type Description	Code	Summary	Change	% Change	Absolute Change	
<b>Adult</b>	Show Cause	SC	23	▲	-43.9%	-18	
	Other	OT	21	▼	-41.7%	-15	
	Misdemeanor	CM	18	▲	+38.5%	+5	
	Civil Support	VS	7	▼	-46.2%	-6	
	Felony	CF	7	▲	+75.0%	+3	
	Capias	CA	6	▼	-57.1%	-8	
	Family Abuse - Protective Order	FP	3	▼	-50.0%	-3	
	Restricted License for Non-Support	SL	1	▲	-	+1	
	Violation of Protective Order	PV	1	▲	-	+1	
	Motion - Protective Order	MP	0	▼	-100.0%	-2	
	<b>Total</b>		<b>87</b>	▼	<b>-32.6%</b>	<b>-42</b>	
<b>Juvenile</b>	Custody Visitation	CV	50	▼	-31.5%	-23	
	Motion - Protective Order	MP	7	▲	-	+7	
	Truancy	TR	7	▲	+16.7%	+1	
	Child at Risk	RI	6	▼	-57.1%	-8	
	Foster Care Review	FC	6	▲	+20.0%	+1	
	Permanency Planning	PH	6	▼	-53.8%	-7	
	Traffic	T	3	▲	+50.0%	+1	
	Abuse and Neglect	AN	2	▼	-71.4%	-5	
	Emergency Custody Order	EC	2	▲	-	+2	
	Remand Custody	RC	2	▲	-	+2	
	Remand Visitation	RV	2	▲	-	+2	
	Paternity	PT	1	▼	-50.0%	-1	
	Show Cause	SC	1	▲	-	+1	
	Status	ST	1	▲	-50.0%	-1	
	Temporary Detention Order	TD	1	▲	-	+1	
	Child In Need of Services	CS	0	▼	-100.0%	-1	
	Civil Violation	CI	0	▼	-100.0%	-1	
	Emancipation	EP	0	▼	-100.0%	-1	
	Entrustment	ET	0	▼	-100.0%	-10	
	Felony	DF	0	▼	-100.0%	-1	
	Initial Foster Care	IF	0	▼	-100.0%	-3	
	Misdemeanor	DM	0	▼	-100.0%	-3	
	Relief of Custody	CR	0	▼	-100.0%	-2	
	Terminate Parental Rights	TP	0	▼	-100.0%	-12	
	Voluntary Continuing Services and Support Agreem	VA	0	▼	-100.0%	-1	
		<b>Total</b>		<b>97</b>	▼	<b>-39.0%</b>	<b>-62</b>
		<b>GRAND TOTAL</b>		<b>184</b>	▼	<b>-36.1%</b>	<b>-104</b>

Filings by Major Case Category\*\*

Category	Summary	Change	% Change	Absolute Change
Adult Criminal	44	▲	-35.3%	-24
Child Dependency	20	▼	-70.1%	-47
Child in Need of Services/Supervision	7	▼	-	0
Custody and Visitation	51	▼	-32.0%	-24
Delinquency	1	▲	-75.0%	-3
Juvenile Miscellaneous	1	▲	-66.7%	-2

\* Compared to same time period as previous year      \*\* Case Type Categories are defined in the 2017 Virginia Judicial Workload Assessment

The data reported reflect the case management system. The case types reported may not necessitate judicial involvement.

**CPSS - JCMS CASELOAD STATISTICS OF THE JUVENILE & DOMESTIC RELATIONS DISTRICT COURTS**  
 January 2025 thru February 2025 Filings (Compared to January 2024 thru February 2024)

New to Workload Study	0	▼	-100.0%	-1
Other	28	▲	-22.2%	-8
Protective Orders	10	▲	+25.0%	+2
Support	19	▲	+11.8%	+2
Traffic	3	▲	+50.0%	+1
<b>GRAND TOTAL</b>	<b>184</b>	▼	-36.1%	-104

\* Compared to same time period as previous year

\*\* Case Type Categories are defined in the 2017 Virginia Judicial Workload Assessment

The data reported reflect the case management system. The case types reported may not necessitate judicial involvement.



2025 Overall GRAND TOTAL		Distribution of Caseload		Change*		Percentage (%) of Caseload			
<b>149</b>	-39 -20.7%	<b>Adult</b>	80	54%	12.7% ▲	+9	<b>Adult</b>	37.8%	53.7%
2025		<b>Juvenile</b>	69	46%	-41.0% ▼	-48	<b>Juvenile</b>	62.2%	46.3%
2024		<b>GRAND TOTAL</b>	<b>149</b>	100%	-20.7% ▼	-39	<b>GRAND TOTAL</b>	100%	100%

Filings by Division & Code

Division	Case Type Description	Code	Summary	Change	% Change	Absolute Change
<b>Adult</b>	Misdemeanor	CM	23	▲	+43.8%	+7
	Other	OT	17	▲	+13.3%	+2
	Show Cause	SC	16	▲	+100.0%	+8
	Civil Support	VS	9	▼	-30.8%	-4
	Family Abuse - Protective Order	FP	6	▲	+20.0%	+1
	Felony	CF	5	▲	-	+5
	Motion - Protective Order	MP	2	▲	+100.0%	+1
	Capias	CA	1	▼	-91.7%	-11
	Non-Family Abuse Protective Order	AP	1	▲	-	+1
	Remand Support	RS	0	▼	-100.0%	-1
		<b>Total</b>		<b>80</b>	▲	<b>12.7%</b>
<b>Juvenile</b>	Custody Visitation	CV	48	▼	-43.5%	-37
	Permanency Planning	PH	6	↔	-	-
	Misdemeanor	DM	5	▼	-58.3%	-7
	Child In Need of Services	CS	2	▲	-	+2
	Foster Care Review	FC	2	↔	-	-
	Motion - Protective Order	MP	1	↔	-	-
	Relief of Custody	CR	1	▲	-	+1
	Status	ST	1	↔	-	-
	Temporary Detention Order	TD	1	▲	-	+1
	Traffic	T	1	▲	-	+1
	Truancy	TR	1	▲	-	+1
	Entrustment	ET	0	▼	-100.0%	-4
	Felony	DF	0	▼	-100.0%	-2
	Initial Foster Care	IF	0	▼	-100.0%	-1
	Paternity	PT	0	▼	-100.0%	-1
	Show Cause	SC	0	▼	-100.0%	-1
	Voluntary Continuing Services and Support Agree	VA	0	▼	-100.0%	-1
		<b>Total</b>		<b>69</b>	▼	<b>-41.0%</b>
<b>GRAND TOTAL</b>			<b>149</b>	▼	<b>-20.7%</b>	<b>-39</b>

Filings by Major Case Category\*\*

Category	Summary	Change	% Change	Absolute Change	
Adult Criminal	39	▲	+14.7%	+5	
Child Dependency	9	▲	-35.7%	-5	
Child in Need of Services/Supervision	3	▲	-	+3	
Custody and Visitation	48	▼	-44.2%	-38	
Delinquency	5	▼	-66.7%	-10	
Juvenile Miscellaneous	1	↔	-	0	
Other	18	▲	+12.5%	+2	
Protective Orders	10	▲	+42.9%	+3	
Support	15	▲	-	0	
Traffic	1	▲	-	+1	
<b>GRAND TOTAL</b>		<b>149</b>	▼	<b>-20.7%</b>	<b>-39</b>

\* Compared to same time period as previous year

\*\* Case Type Categories are defined in the 2017 Virginia Judicial Workload Assessment

The data reported reflect the case management system. The case types reported may not necessitate judicial involvement.

\* Compared to same time period as previous year

\*\* Case Type Categories are defined in the 2017 Virginia Judicial Workload Assessment

The data reported reflect the case management system. The case types reported may not necessitate judicial involvement.

2025 Overall GRAND TOTAL		Distribution of Caseload		Change*		Percentage (%) of Caseload		
<b>301</b>	-83 -21.6%	<b>Adult</b>	161 53%	-23.3% ▼	-49	<b>Adult</b>	2024 54.7%	2025 53.5%
2025		<b>Juvenile</b>	140 47%	-19.5% ▼	-34	<b>Juvenile</b>	45.3%	46.5%
2024		<b>GRAND TOTAL</b>	<b>301</b> 100%	-21.6% ▼	-83	<b>GRAND TOTAL</b>	100%	100%

Filings by Division & Code

Division	Case Type Description	Code	Summary	Change	% Change	Absolute Change
<b>Adult</b>	Show Cause	SC	63	▲	+18.9%	+10
	Felony	CF	23	▲	+21.1%	+4
	Other	OT	20	▼	-9.1%	-2
	Misdemeanor	CM	16	▼	-72.9%	-43
	Civil Support	VS	15	▼	-21.1%	-4
	Capias	CA	11	▼	-8.3%	-1
	Family Abuse - Protective Order	FP	5	▼	-44.4%	-4
	Motion - Protective Order	MP	5	▼	-16.7%	-1
	Remand Support	RS	2	▼	-33.3%	-1
	Bond Forfeiture	BF	1	▼	-75.0%	-3
	Non-Family Abuse Protective Order	AP	0	▼	-100.0%	-1
	Violation of Protective Order	PV	0	▼	-100.0%	-3
		<b>Total</b>		<b>161</b>	▼	<b>-23.3%</b>
<b>Juvenile</b>	Custody Visitation	CV	67	▼	-17.3%	-14
	Permanency Planning	PH	15	▲	+87.5%	+7
	Abuse and Neglect	AN	13	▲	+62.5%	+5
	Foster Care Review	FC	9	▲	+125.0%	+5
	Misdemeanor	DM	7	▼	-36.4%	-4
	Initial Foster Care	IF	6	▲	-	+6
	Felony	DF	5	▲	+400.0%	+4
	Remand Custody	RC	4	▼	-20.0%	-1
	Remand Visitation	RV	4	▼	-20.0%	-1
	Motion - Protective Order	MP	2	▼	-50.0%	-2
	Show Cause	SC	2	▲	-	+2
	Truancy	TR	2	↔	-	-
	Voluntary Continuing Services and Support Agree	VA	2	▲	-	+2
	Child In Need of Services	CS	1	↔	-	-
	Paternity	PT	1	▲	-	+1
	Emergency Custody Order	EC	0	▼	-100.0%	-1
	Entrustment	ET	0	▼	-100.0%	-11
	Mental Commitment	MC	0	▼	-100.0%	-1
	Non-Family Abuse Protective Order	AP	0	▼	-100.0%	-1
	Other	OT	0	▼	-100.0%	-2
	Relief of Custody	CR	0	▼	-100.0%	-3
	Temporary Detention Order	TD	0	▼	-100.0%	-2
	Terminate Parental Rights	TP	0	▼	-100.0%	-14
Traffic	T	0	▼	-100.0%	-9	
	<b>Total</b>		<b>140</b>	▼	<b>-19.5%</b>	<b>-34</b>
<b>GRAND TOTAL</b>			<b>301</b>	▼	<b>-21.6%</b>	<b>-83</b>

Filings by Major Case Category\*\*

Category	Summary	Change	% Change	Absolute Change
Adult Criminal	83	▼	-39.0%	-53
Child Dependency	45	▲	-6.3%	-3
Child in Need of Services/Supervision	3	↔	-	0
Custody and Visitation	68	▲	-16.0%	-13
Delinquency	14	▲	+16.7%	+2

\* Compared to same time period as previous year      \*\* Case Type Categories are defined in the 2017 Virginia Judicial Workload Assessment

The data reported reflect the case management system. The case types reported may not necessitate judicial involvement.

**CPSS - JCMS CASELOAD STATISTICS OF THE JUVENILE & DOMESTIC RELATIONS DISTRICT COURTS**  
 January 2025 thru February 2025 Filings (Compared to January 2024 thru February 2024)

Other	30	▼	-26.8%	-11
Protective Orders	12	▼	-42.9%	-9
Support	46	▲	+39.4%	+13
Traffic	0	▼	-100.0%	-9
<b>GRAND TOTAL</b>	<b>301</b>	▼	-21.6%	-83

\* Compared to same time period as previous year

\*\* Case Type Categories are defined in the 2017 Virginia Judicial Workload Assessment

The data reported reflect the case management system. The case types reported may not necessitate judicial involvement.

2025 Overall GRAND TOTAL		Distribution of Caseload			Change*		Percentage (%) of Caseload		
<b>516</b> +22 4.5% 	2025 2024	<b>Adult</b>	284	55%	22.9% ▲	+53	<b>Adult</b>	46.8%	55.0%
		<b>Juvenile</b>	232	45%	-11.8% ▼	-31	<b>Juvenile</b>	53.2%	45.0%
<b>GRAND TOTAL</b>		<b>516</b>	100%	4.5% ▲	+22	<b>GRAND TOTAL</b>	100%	100%	

Filings by Division & Code

Division	Case Type Description	Code	Summary	Change	% Change	Absolute Change
<b>Adult</b>	Misdemeanor	CM	71	▲	+47.9%	+23
	Other	OT	59	▲	+11.3%	+6
	Show Cause	SC	58	▲	+41.5%	+17
	Civil Support	VS	38	▲	+15.2%	+5
	Felony	CF	30	▲	+100.0%	+15
	Family Abuse - Protective Order	FP	11	▼	-35.3%	-6
	Capias	CA	10	▼	-37.5%	-6
	Motion - Protective Order	MP	3	▼	-25.0%	-1
	Non-Family Abuse Protective Order	AP	2	↔		-
	Remand Support	RS	2	▲	+100.0%	+1
	Restricted License for Non-Support	SL	0	▼	-100.0%	-1
	Total			<b>284</b>	▲	<b>22.9%</b>
<b>Juvenile</b>	Custody Visitation	CV	118	▼	-28.0%	-46
	Motion - Protective Order	MP	21	▲	+31.3%	+5
	Abuse and Neglect	AN	14	▲	+7.7%	+1
	Misdemeanor	DM	14	▲	+7.7%	+1
	Other	OT	10	▲	-	+10
	Traffic	T	10	▼	-9.1%	-1
	Truancy	TR	8	▲	+100.0%	+4
	Entrustment	ET	6	▲	-	+6
	Initial Foster Care	IF	6	▲	+100.0%	+3
	Foster Care Review	FC	5	▼	-37.5%	-3
	Permanency Planning	PH	4	▼	-33.3%	-2
	Felony	DF	3	▲	+50.0%	+1
	Remand Custody	RC	3	▼	-40.0%	-2
	Terminate Parental Rights	TP	3	▲	-	+3
	Non-Family Abuse Protective Order	AP	2	▲	-	+2
	Child In Need of Services	CS	1	▼	-66.7%	-2
	Paternity	PT	1	▼	-50.0%	-1
	Protective Order	PC	1	▲	-	+1
	Show Cause	SC	1	▼	-66.7%	-2
	Temporary Detention Order	TD	1	▲	-	+1
	Child at Risk	RI	0	▼	-100.0%	-1
	Emergency Custody Order	EC	0	▼	-100.0%	-1
	Relief of Custody	CR	0	▼	-100.0%	-1
Status	ST	0	▼	-100.0%	-7	
Total			<b>232</b>	▼	<b>-11.8%</b>	<b>-31</b>
<b>GRAND TOTAL</b>			<b>516</b>	▲	<b>4.5%</b>	<b>+22</b>

Filings by Major Case Category\*\*

Category	Summary	Change	% Change	Absolute Change
Adult Criminal	146	▲	+39.0%	+41
Child Dependency	38	▲	+18.8%	+6
Child in Need of Services/Supervision	9	▲	+28.6%	+2
Custody and Visitation	119	▼	-28.3%	-47
Delinquency	19	▲	+5.6%	+1
Juvenile Miscellaneous	0	▼	-100.0%	-7

\* Compared to same time period as previous year      \*\* Case Type Categories are defined in the 2017 Virginia Judicial Workload Assessment

The data reported reflect the case management system. The case types reported may not necessitate judicial involvement.

**CPSS - JCMS CASELOAD STATISTICS OF THE JUVENILE & DOMESTIC RELATIONS DISTRICT COURTS**  
 January 2025 thru February 2025 Filings (Compared to January 2024 thru February 2024)

Other	75	▲	+25.0%	+15
Protective Orders	39	▲		0
Support	61	▼	+24.5%	+12
Traffic	10	▼	-9.1%	-1
<b>GRAND TOTAL</b>	<b>516</b>	▲	4.5%	+22

\* Compared to same time period as previous year

\*\* Case Type Categories are defined in the 2017 Virginia Judicial Workload Assessment

The data reported reflect the case management system. The case types reported may not necessitate judicial involvement.

2025 Overall GRAND TOTAL		Distribution of Caseload		Change*		Percentage (%) of Caseload			
<b>323</b> +82 34.0% 		<b>Adult</b>	174	54%	67.3% ▲	+70	<b>Adult</b>	43.2%	53.9%
		<b>Juvenile</b>	149	46%	8.8% ▲	+12	<b>Juvenile</b>	56.8%	46.1%
		<b>GRAND TOTAL</b>	<b>323</b>	100%	34.0% ▲	+82	<b>GRAND TOTAL</b>	100%	100%

Filings by Division & Code

Division	Case Type Description	Code	Summary	Change	% Change	Absolute Change
<b>Adult</b>	Show Cause	SC	42	▲	+90.9%	+20
	Other	OT	40	▲	+73.9%	+17
	Civil Support	VS	24	▲	+84.6%	+11
	Misdemeanor	CM	23	↔		-
	Felony	CF	18	▲	+800.0%	+16
	Family Abuse - Protective Order	FP	17	▲	+41.7%	+5
	Capias	CA	7	▼	-12.5%	-1
	Motion - Protective Order	MP	3	▲	+200.0%	+2
	<b>Total</b>		<b>174</b>	<b>▲</b>	<b>67.3%</b>	<b>+70</b>
<b>Juvenile</b>	Custody Visitation	CV	83	▲	+88.6%	+39
	Permanency Planning	PH	16	▲	+33.3%	+4
	Truancy	TR	16	▲	+166.7%	+10
	Foster Care Review	FC	11	▼	-8.3%	-1
	Abuse and Neglect	AN	8	▼	-60.0%	-12
	Terminate Parental Rights	TP	4	▼	-20.0%	-1
	Child In Need of Services	CS	2	▲	+100.0%	+1
	Misdemeanor	DM	2	▼	-75.0%	-6
	Capias	CA	1	▲	-	+1
	Entrustment	ET	1	▲	-	+1
	Initial Foster Care	IF	1	▼	-66.7%	-2
	Juvenile Support	JS	1	▲	-	+1
	Paternity	PT	1	▼	-50.0%	-1
	Show Cause	SC	1	↔		-
	Traffic	T	1	▼	-94.7%	-18
	Felony	DF	0	▼	-100.0%	-1
	Non-Family Abuse Protective Order	AP	0	▼	-100.0%	-2
	Relief of Custody	CR	0	▼	-100.0%	-1
	<b>Total</b>		<b>149</b>	<b>▲</b>	<b>8.8%</b>	<b>+12</b>
<b>GRAND TOTAL</b>			<b>323</b>	<b>▲</b>	<b>34.0%</b>	<b>+82</b>

Filings by Major Case Category\*\*

Category	Summary	Change	% Change	Absolute Change
Adult Criminal	58	▲	+28.9%	+13
Child Dependency	41	▲	-22.6%	-12
Child in Need of Services/Supervision	18	▲	+157.1%	+11
Custody and Visitation	85	▲	+84.8%	+39
Delinquency	3	▼	-70.0%	-7
Other	40	▲	+73.9%	+17
Protective Orders	20	▲	+33.3%	+5
Support	57	▲	+147.8%	+34
Traffic	1	▼	-94.7%	-18
<b>GRAND TOTAL</b>	<b>323</b>	<b>▲</b>	<b>34.0%</b>	<b>+82</b>

\* Compared to same time period as previous year

\*\* Case Type Categories are defined in the 2017 Virginia Judicial Workload Assessment

The data reported reflect the case management system. The case types reported may not necessitate judicial involvement.

2025 Overall GRAND TOTAL		Distribution of Caseload		Change*		Percentage (%) of Caseload			
<b>167</b>	-103 -38.1%	<b>Adult</b>	105	63%	36.4% ▲	+28	<b>Adult</b>	28.5%	62.9%
2025		<b>Juvenile</b>	62	37%	-67.9% ▼	-131	<b>Juvenile</b>	71.5%	37.1%
2024		<b>GRAND TOTAL</b>	<b>167</b>	100%	-38.1% ▼	-103	<b>GRAND TOTAL</b>	100%	100%

Filings by Division & Code

Division	Case Type Description	Code	Summary	Change	% Change	Absolute Change
<b>Adult</b>	Misdemeanor	CM	25	▼	-10.7%	-3
	Show Cause	SC	24	▲	+500.0%	+20
	Other	OT	14	▼	-6.7%	-1
	Family Abuse - Protective Order	FP	12	▲	+300.0%	+9
	Civil Support	VS	8	▼	-27.3%	-3
	Capias	CA	6	▲	+20.0%	+1
	Felony	CF	6	▲	+20.0%	+1
	Non-Family Abuse Protective Order	AP	6	▲	+500.0%	+5
	Motion - Protective Order	MP	4	▲	+100.0%	+2
	Remand Support	RS	0	▼	-100.0%	-3
	<b>Total</b>		<b>105</b>	▲	<b>36.4%</b>	<b>+28</b>
<b>Juvenile</b>	Custody Visitation	CV	21	▼	-47.5%	-19
	Misdemeanor	DM	13	▼	-87.1%	-88
	Traffic	T	5	▼	-61.5%	-8
	Truancy	TR	5	▲	+25.0%	+1
	Permanency Planning	PH	4	↔		-
	Terminate Parental Rights	TP	4	▼	-33.3%	-2
	Foster Care Review	FC	2	▼	-71.4%	-5
	Remand Custody	RC	2	▼	-60.0%	-3
	Remand Visitation	RV	2	▼	-60.0%	-3
	Abuse and Neglect	AN	1	▲	-	+1
	Emergency Custody Order	EC	1	▲	-	+1
	Paternity	PT	1	▲	-	+1
	Voluntary Continuing Services and Support Agreem	VA	1	▲	-	+1
	Capias	CA	0	▼	-100.0%	-1
	Child In Need of Services	CS	0	▼	-100.0%	-3
	Felony	DF	0	▼	-100.0%	-2
	Initial Foster Care	IF	0	▼	-100.0%	-1
	Non-Family Abuse Protective Order	AP	0	▼	-100.0%	-1
	<b>Total</b>		<b>62</b>	▼	<b>-67.9%</b>	<b>-131</b>
<b>GRAND TOTAL</b>			<b>167</b>	▼	<b>-38.1%</b>	<b>-103</b>

Filings by Major Case Category\*\*

Category	Summary	Change	% Change	Absolute Change	
Adult Criminal	48	▲	+17.1%	+7	
Child Dependency	12	▲	-33.3%	-6	
Child in Need of Services/Supervision	5	▼	-28.6%	-2	
Custody and Visitation	22	▲	-46.3%	-19	
Delinquency	13	▼	-87.4%	-90	
Other	19	▲	-32.1%	-9	
Protective Orders	22	▲	+214.3%	+15	
Support	21	▲	+75.0%	+9	
Traffic	5	▼	-61.5%	-8	
<b>GRAND TOTAL</b>		<b>167</b>	▼	<b>-38.1%</b>	<b>-103</b>

\* Compared to same time period as previous year

\*\* Case Type Categories are defined in the 2017 Virginia Judicial Workload Assessment

The data reported reflect the case management system. The case types reported may not necessitate judicial involvement.



2025 Overall GRAND TOTAL		Distribution of Caseload		Change*		Percentage (%) of Caseload			
	<b>529</b>	<b>Adult</b>	312	59%	17.3% ▲	+46	<b>Adult</b>	51.8%	59.0%
		<b>Juvenile</b>	217	41%	-12.5% ▼	-31	<b>Juvenile</b>	48.2%	41.0%
		<b>GRAND TOTAL</b>	<b>529</b>	100%	2.9% ▲	+15	<b>GRAND TOTAL</b>	100%	100%

Filings by Division & Code

Division	Case Type Description	Code	Summary	Change	% Change	Absolute Change
<b>Adult</b>	Misdemeanor	CM	97	▲	+42.6%	+29
	Other	OT	77	▼	-10.5%	-9
	Show Cause	SC	61	▲	+165.2%	+38
	Civil Support	VS	34	▲	+36.0%	+9
	Family Abuse - Protective Order	FP	18	▼	-37.9%	-11
	Capias	CA	14	▲	+40.0%	+4
	Felony	CF	7	▼	-56.3%	-9
	Motion - Protective Order	MP	2	▼	-60.0%	-3
	Non-Family Abuse Protective Order	AP	2	▼	-50.0%	-2
		<b>Total</b>		<b>312</b>	<b>▲</b>	<b>17.3%</b>
<b>Juvenile</b>	Custody Visitation	CV	121	▼	-19.3%	-29
	Foster Care Review	FC	16	▲	+23.1%	+3
	Abuse and Neglect	AN	14	▲	+180.0%	+9
	Misdemeanor	DM	14	▼	-39.1%	-9
	Permanency Planning	PH	14	▲	+55.6%	+5
	Child at Risk	RI	8	▲	+14.3%	+1
	Felony	DF	5	▼	-16.7%	-1
	Entrustment	ET	4	▲	-	+4
	Non-Family Abuse Protective Order	AP	4	▲	+100.0%	+2
	Status	ST	4	▲	+300.0%	+3
	Truancy	TR	4	▼	-69.2%	-9
	Initial Foster Care	IF	3	▼	-66.7%	-6
	Traffic	T	3	▲	+50.0%	+1
	Other	OT	2	▲	-	+2
	Show Cause	SC	1	▼	-50.0%	-1
	Capias	CA	0	▼	-100.0%	-1
	Child In Need of Services	CS	0	▼	-100.0%	-2
	Relief of Custody	CR	0	▼	-100.0%	-2
	Terminate Parental Rights	TP	0	▼	-100.0%	-1
		<b>Total</b>		<b>217</b>	<b>▼</b>	<b>-12.5%</b>
<b>GRAND TOTAL</b>			<b>529</b>	<b>▲</b>	<b>2.9%</b>	<b>+15</b>

Filings by Major Case Category\*\*

Category	Summary	Change	% Change	Absolute Change
Adult Criminal	139	▲	+26.4%	+29
Child Dependency	59	▲	+28.3%	+13
Child in Need of Services/Supervision	4	▼	-73.3%	-11
Custody and Visitation	121	▼	-19.3%	-29
Delinquency	20	▼	-37.5%	-12
Juvenile Miscellaneous	4	▲	+300.0%	+3
Other	79	▲	-8.1%	-7
Protective Orders	26	▼	-35.0%	-14
Support	74	▲	+131.3%	+42
Traffic	3	▲	+50.0%	+1
<b>GRAND TOTAL</b>	<b>529</b>	<b>▲</b>	<b>2.9%</b>	<b>+15</b>

\* Compared to same time period as previous year

\*\* Case Type Categories are defined in the 2017 Virginia Judicial Workload Assessment

The data reported reflect the case management system. The case types reported may not necessitate judicial involvement.

\* Compared to same time period as previous year

\*\* Case Type Categories are defined in the 2017 Virginia Judicial Workload Assessment

The data reported reflect the case management system. The case types reported may not necessitate judicial involvement.

2025 Overall GRAND TOTAL		Distribution of Caseload		Change*		Percentage (%) of Caseload			
<b>2,875</b>	-177 -5.8%	<b>Adult</b>	1,527	53%	-7.8% ▼	-130	<b>Adult</b>	54.3%	53.1%
2025		<b>Juvenile</b>	1,348	47%	-3.4% ▼	-47	<b>Juvenile</b>	45.7%	46.9%
2024		<b>GRAND TOTAL</b>	<b>2,875</b>	100%	-5.8% ▼	-177	<b>GRAND TOTAL</b>	100%	100%

Filings by Division & Code

Division	Case Type Description	Code	Summary	Change	% Change	Absolute Change
<b>Adult</b>	Misdemeanor	CM	426	▼	-7.6%	-35
	Other	OT	306	▼	+0.7%	+2
	Civil Support	VS	210	▼	-24.5%	-68
	Show Cause	SC	197	▼	-7.1%	-15
	Felony	CF	132	▼	-3.6%	-5
	Capias	CA	112	▼	+0.9%	+1
	Family Abuse - Protective Order	FP	99	▼	-7.5%	-8
	Remand Support	RS	13	▲	+8.3%	+1
	Non-Family Abuse Protective Order	AP	12	▼	-36.8%	-7
	Protective Order	PC	9	▲	+800.0%	+8
	Motion - Protective Order	MP	7	▼	-30.0%	-3
	Violation of Protective Order	PV	4	↔		-
	Restricted License for Non-Support	SL	0	▼	-100.0%	-1
	<b>Total</b>		<b>1,527</b>	▼	<b>-7.8%</b>	<b>-130</b>
<b>Juvenile</b>	Custody Visitation	CV	628	▼	-3.2%	-21
	Misdemeanor	DM	262	▼	-9.7%	-28
	Traffic	T	175	▲	+24.1%	+34
	Felony	DF	89	▲	+29.0%	+20
	Truancy	TR	27	▼	-3.6%	-1
	Abuse and Neglect	AN	26	▲	+36.8%	+7
	Permanency Planning	PH	21	▲	+23.5%	+4
	Motion - Protective Order	MP	19	▼	-32.1%	-9
	Foster Care Review	FC	16	▲	+14.3%	+2
	Remand Custody	RC	14	▼	-22.2%	-4
	Remand Visitation	RV	14	▼	-22.2%	-4
	Status	ST	13	▼	-53.6%	-15
	Child In Need of Services	CS	11	▲	+175.0%	+7
	Non-Family Abuse Protective Order	AP	9	▼	-59.1%	-13
	Initial Foster Care	IF	7	▼	-12.5%	-1
	Paternity	PT	6	▼	-33.3%	-3
	Voluntary Continuing Services and Support Agree	VA	4	▲	+33.3%	+1
	Terminate Parental Rights	TP	3	▼	-81.3%	-13
	Mental Commitment	MC	2	▲	+100.0%	+1
	Child at Risk	RI	1	▲	-	+1
	Temporary Detention Order	TD	1	↔		-
	Family Abuse - Protective Order	FP	0	▼	-100.0%	-3
	Juvenile Support	JS	0	▼	-100.0%	-1
	Other	OT	0	▼	-100.0%	-2
	Show Cause	SC	0	▼	-100.0%	-4
	Violation Family Abuse Protective Order	PS	0	▼	-100.0%	-2
		<b>Total</b>		<b>1,348</b>	▼	<b>-3.4%</b>
	<b>GRAND TOTAL</b>		<b>2,875</b>	▼	<b>-5.8%</b>	<b>-177</b>

Filings by Major Case Category\*\*

Category	Summary	Change	% Change	Absolute Change
Adult Criminal	828	▲	-3.7%	-32
Child Dependency	78	▲	+1.3%	+1

\* Compared to same time period as previous year      \*\* Case Type Categories are defined in the 2017 Virginia Judicial Workload Assessment

The data reported reflect the case management system. The case types reported may not necessitate judicial involvement.

Child in Need of Services/Supervision	38	▲	+5.6%	+2
Custody and Visitation	634	▼	-3.6%	-24
Delinquency	351	▼	-2.8%	-10
Juvenile Miscellaneous	13	▼	-53.6%	-15
Other	350	▼	-1.7%	-6
Protective Orders	146	▼	-22.8%	-43
Support	262	▼	-24.3%	-84
Traffic	175	▲	+24.1%	+34
<b>GRAND TOTAL</b>	<b>2,875</b>	▼	-5.8%	-177

\* Compared to same time period as previous year

\*\* Case Type Categories are defined in the 2017 Virginia Judicial Workload Assessment

The data reported reflect the case management system. The case types reported may not necessitate judicial involvement.

2025 Overall GRAND TOTAL		Distribution of Caseload		Change*		Percentage (%) of Caseload		
<b>290</b>	+16 5.8%	<b>Adult</b>	130 45%	16.1% ▲	+18	<b>Adult</b>	40.9%	44.8%
2025		<b>Juvenile</b>	160 55%	-1.2% ▼	-2	<b>Juvenile</b>	59.1%	55.2%
2024		<b>GRAND TOTAL</b>	<b>290</b> 100%	5.8% ▲	+16	<b>GRAND TOTAL</b>	100%	100%

Filings by Division & Code

Division	Case Type Description	Code	Summary	Change	% Change	Absolute Change
<b>Adult</b>	Misdemeanor	CM	31	▼	-24.4%	-10
	Other	OT	29	▲	+81.3%	+13
	Show Cause	SC	26	▲	+8.3%	+2
	Civil Support	VS	21	▲	+50.0%	+7
	Family Abuse - Protective Order	FP	12	▲	+140.0%	+7
	Capias	CA	8	▲	+33.3%	+2
	Felony	CF	2	▼	-33.3%	-1
	Remand Support	RS	1	▼	-50.0%	-1
	Non-Family Abuse Protective Order	AP	0	▼	-100.0%	-1
	<b>Total</b>			<b>130</b>	<b>▲</b>	<b>16.1%</b>
<b>Juvenile</b>	Custody Visitation	CV	105	▲	+16.7%	+15
	Misdemeanor	DM	19	↔		-
	Traffic	T	9	▼	-10.0%	-1
	Felony	DF	8	▼	-42.9%	-6
	Truancy	TR	4	▼	-20.0%	-1
	Paternity	PT	3	↔		-
	Permanency Planning	PH	3	▲	+200.0%	+2
	Abuse and Neglect	AN	2	▲	+100.0%	+1
	Status	ST	2	▼	-33.3%	-1
	Terminate Parental Rights	TP	2	▲	-	+2
	Initial Foster Care	IF	1	▼	-66.7%	-2
	Special Immigrant Juvenile Status	SI	1	▲	-	+1
	Temporary Detention Order	TD	1	↔		-
	Emergency Custody Order	EC	0	▼	-100.0%	-2
	Foster Care Review	FC	0	▼	-100.0%	-3
	Remand Custody	RC	0	▼	-100.0%	-3
	Remand Visitation	RV	0	▼	-100.0%	-4
<b>Total</b>			<b>160</b>	<b>▼</b>	<b>-1.2%</b>	<b>-2</b>
<b>GRAND TOTAL</b>			<b>290</b>	<b>▲</b>	<b>5.8%</b>	<b>+16</b>

Filings by Major Case Category\*\*

Category	Summary	Change	% Change	Absolute Change
Adult Criminal	55	▲	-8.3%	-5
Child Dependency	8	▲		0
Child in Need of Services/Supervision	4	▼	-20.0%	-1
Custody and Visitation	108	▲	+16.1%	+15
Delinquency	27	▼	-18.2%	-6
Juvenile Miscellaneous	2	▼	-33.3%	-1
New to Workload Study	1	▲	-	+1
Other	31	▼	+10.7%	+3
Protective Orders	12	▲	+100.0%	+6
Support	33	▲	+17.9%	+5
Traffic	9	▼	-10.0%	-1
<b>GRAND TOTAL</b>	<b>290</b>	<b>▲</b>	<b>5.8%</b>	<b>+16</b>

\* Compared to same time period as previous year

\*\* Case Type Categories are defined in the 2017 Virginia Judicial Workload Assessment

The data reported reflect the case management system. The case types reported may not necessitate judicial involvement.

\* Compared to same time period as previous year

\*\* Case Type Categories are defined in the 2017 Virginia Judicial Workload Assessment

The data reported reflect the case management system. The case types reported may not necessitate judicial involvement.

2025 Overall GRAND TOTAL		Distribution of Caseload		Change*		Percentage (%) of Caseload			
<b>91</b> -48 -34.5% 		<b>Adult</b>	46	51%	-37.0% ▼	-27	<b>Adult</b>	52.5%	50.5%
		<b>Juvenile</b>	45	49%	-31.8% ▼	-21	<b>Juvenile</b>	47.5%	49.5%
		<b>GRAND TOTAL</b>	<b>91</b>	100%	-34.5% ▼	-48	<b>GRAND TOTAL</b>	100%	100%

**Filings by Division & Code**

Division	Case Type Description	Code	Summary	Change	% Change	Absolute Change
<b>Adult</b>	Misdemeanor	CM	15	▼	-37.5%	-9
	Civil Support	VS	9	▲	+12.5%	+1
	Other	OT	9	▼	-30.8%	-4
	Family Abuse - Protective Order	FP	5	▼	-16.7%	-1
	Show Cause	SC	4	▼	-33.3%	-2
	Capias	CA	2	▲	+100.0%	+1
	Felony	CF	2	▼	-86.7%	-13
	<b>Total</b>			<b>46</b>	▼	<b>-37.0%</b>
<b>Juvenile</b>	Custody Visitation	CV	23	▲	+4.5%	+1
	Misdemeanor	DM	9	▼	-57.1%	-12
	Traffic	T	5	▼	-28.6%	-2
	Truancy	TR	4	▲	+100.0%	+2
	Felony	DF	2	▼	-33.3%	-1
	Status	ST	2	▲	-	+2
	Abuse and Neglect	AN	0	▼	-100.0%	-10
	Child In Need of Services	CS	0	▼	-100.0%	-1
<b>Total</b>			<b>45</b>	▼	<b>-31.8%</b>	<b>-21</b>
<b>GRAND TOTAL</b>			<b>91</b>	▼	<b>-34.5%</b>	<b>-48</b>

**Filings by Major Case Category\*\***

Category	Summary	Change	% Change	Absolute Change
Adult Criminal	20	▼	-53.5%	-23
Child Dependency	0	▼	-100.0%	-10
Child in Need of Services/Supervision	4	↔	+33.3%	+1
Custody and Visitation	23	▲	+4.5%	+1
Delinquency	11	▼	-54.2%	-13
Juvenile Miscellaneous	2	▲	-	+2
Other	9	▼	-30.8%	-4
Protective Orders	5	▼	-16.7%	-1
Support	12	▲	+9.1%	+1
Traffic	5	▼	-28.6%	-2
<b>GRAND TOTAL</b>	<b>91</b>	▼	<b>-34.5%</b>	<b>-48</b>

\* Compared to same time period as previous year

\*\* Case Type Categories are defined in the 2017 Virginia Judicial Workload Assessment

The data reported reflect the case management system. The case types reported may not necessitate judicial involvement.