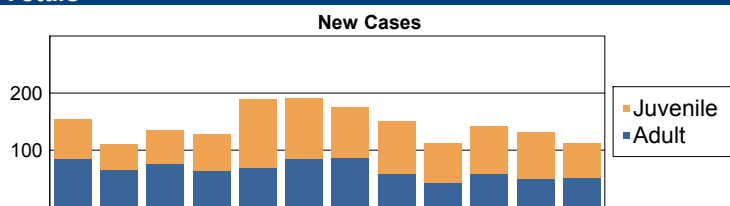


Commonwealth of Virginia
Caseload Statistics of the J&DR District Courts
 January 2016 thru December 2016

Accomack

	Filing Type	Filings	Hearings	Concluded	Clearance Rate	Hearings Per Case
Adult						
Protective Order - Non Family Abuse	AP	2	2	2	100%	1.0
Capias	CA	52	136	74	142%	2.1
Criminal Felony	CF	34	74	33	97%	2.1
Criminal Misdemeanor	CM	199	456	191	96%	2.3
Protective Order – Family Abuse	FP	66	122	66	100%	1.9
Other	OT	7	15	7	100%	2.1
Remand Support	RS	9	9	9	100%	1.0
Show Cause	SC	229	591	259	113%	2.5
Restricted License - Support	SL	2	5	2	100%	2.5
Civil Support	VS	190	310	194	102%	1.6
Adult Total		790	1,720	837	105.9%	
Juvenile						
Abuse or Neglect	AN	19	48	18	95%	2.4
Protective Order – Non Family Abuse	AP	1	1	1	100%	1.0
Capias	CA	1	3	0	0%	0.0
Relief of Custody	CR	6	8	6	100%	1.3
Child in Need of Services	CS	2	4	1	50%	3.0
Custody Visitation	CV	584	942	568	97%	1.6
Delinquency Felony	DF	64	205	67	105%	3.1
Delinquency Misdemeanor	DM	92	257	108	117%	2.7
Emancipation	EP	2	2	2	100%	1.0
Entrustment Agreement	ET	2	2	2	100%	1.0
Foster Care Review	FC	10	11	11	110%	1.1
Initial Foster Care Review	IF	3	3	3	100%	1.0
Permanency Planning	PH	5	5	5	100%	1.0
Paternity	PT	7	15	7	100%	2.0
Remand Custody	RC	12	12	12	100%	1.0
Remand Visitation	RV	12	12	12	100%	1.0
Show Cause	SC	1	2	2	200%	2.0
Status Offense	ST	22	58	25	114%	2.5
Traffic	T	85	97	86	101%	1.4
Termination of Parental Rights	TP	7	8	7	100%	1.1
Juvenile Total		937	1,695	943	100.6%	
Totals		1,727	3,415	1,780	103.1%	

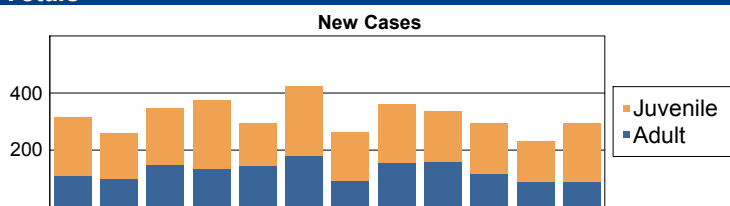


	Total Filings with %	
Custody Visitation (CV)	584	34%
Show Cause (SC)	230	13%
Criminal Misdemeanor (CM)	199	12%
Civil Support (VS)	190	11%
Delinquency Misdemeanor (DM)	92	5%
Others	432	25%
Total	1,727	100%

Commonwealth of Virginia
Caseload Statistics of the J&DR District Courts
 January 2016 thru December 2016

Albemarle

	Filing Type	Filings	Hearings	Concluded	Clearance Rate	Hearings Per Case
Adult						
Protective Order - Non Family Abuse	AP	4	11	5	125%	2.6
Capias	CA	59	205	79	134%	2.9
Criminal Felony	CF	134	417	115	86%	3.2
Criminal Misdemeanor	CM	341	1,062	364	107%	2.9
Protective Order – Family Abuse	FP	132	324	129	98%	2.5
Motion - Modify Protective Order	MP	53	63	54	102%	1.2
Other	OT	11	13	11	100%	1.2
Protective Order – Stalking/Acts of Violence	PC	4	8	5	125%	2.2
Protective Order - Violation of Protective Order Conviction	PV	48	48	48	100%	1.0
Remand Support	RS	48	48	48	100%	1.0
Show Cause	SC	307	954	318	104%	3.2
Restricted License - Support	SL	8	9	8	100%	1.1
Civil Support	VS	376	857	393	105%	2.1
Adult Total		1,525	4,019	1,577	103.4%	
Juvenile						
Abuse or Neglect	AN	87	295	89	102%	3.4
Protective Order – Non Family Abuse	AP	4	8	5	125%	2.4
Child in Need of Services	CS	19	51	25	132%	2.5
Custody Visitation	CV	1,345	3,816	1,279	95%	2.9
Delinquency Felony	DF	36	207	42	117%	4.5
Delinquency Misdemeanor	DM	166	666	219	132%	3.8
Entrustment Agreement	ET	2	5	4	200%	1.8
Foster Care Review	FC	73	73	73	100%	1.0
Initial Foster Care Review	IF	25	25	25	100%	1.0
Motion - Modify Protective Order	MP	22	34	16	73%	1.5
Protective Order – Stalking/Acts of Violence	PC	0	1	1	0%	3.0
Permanency Planning	PH	104	117	99	95%	1.1
Paternity	PT	29	65	25	86%	2.2
Remand Custody	RC	42	42	42	100%	1.0
Child at Risk of Abuse or Neglect	RI	28	52	23	82%	1.8
Remand Visitation	RV	41	41	41	100%	1.0
Status Offense	ST	77	133	80	104%	1.8
Traffic	T	89	148	90	101%	1.9
Termination of Parental Rights	TP	51	115	40	78%	2.6
Truancy/Runaway (Child in Need of Supervision)	TR	27	64	23	85%	2.3
	VA	5	5	5	100%	1.0
Juvenile Total		2,272	5,963	2,246	98.9%	
Totals		3,797	9,982	3,823	100.7%	

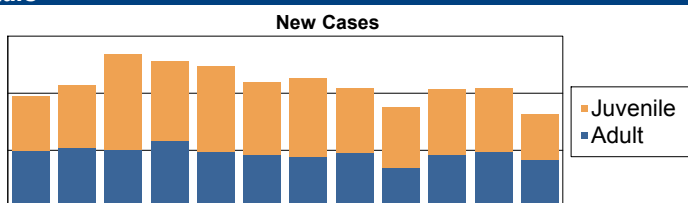


	Total Filings with %	
Custody Visitation (CV)	1,345	35%
Civil Support (VS)	376	10%
Criminal Misdemeanor (CM)	341	9%
Show Cause (SC)	307	8%
Delinquency Misdemeanor (DM)	166	4%
Others	1,262	33%
Total	3,797	100%

Commonwealth of Virginia
Caseload Statistics of the J&DR District Courts
 January 2016 thru December 2016

Alexandria

	Filing Type	Filings	Hearings	Concluded	Clearance Rate	Hearings Per Case
Adult						
Protective Order - Non Family Abuse	AP	4	14	6	150%	3.0
Bond Forfeiture Show Cause	BF	3	4	4	133%	1.3
Capias	CA	101	369	138	137%	3.0
Criminal Felony	CF	149	461	157	105%	3.1
Criminal Misdemeanor	CM	608	1,842	621	102%	3.0
Protective Order – Family Abuse	FP	144	385	145	101%	2.7
Motion - Modify Protective Order	MP	20	24	20	100%	1.2
Other	OT	261	293	263	101%	1.1
Protective Order – Stalking/Acts of Violence	PC	46	47	47	102%	1.0
Protective Order - Violation of Protective Order Conviction	PV	8	8	8	100%	1.0
Remand Support	RS	7	7	7	100%	1.0
Show Cause	SC	336	824	360	107%	2.4
Restricted License - Support	SL	13	15	12	92%	1.2
Civil Support	VS	573	966	578	101%	1.7
Adult Total		2,273	5,259	2,366	104.1%	
Juvenile						
Abuse or Neglect	AN	50	180	60	120%	3.5
Protective Order – Non Family Abuse	AP	7	15	5	71%	1.8
Relief of Custody	CR	2	5	0	0%	0.0
Child in Need of Services	CS	0	3	1	0%	6.0
Custody Visitation	CV	1,411	3,058	1,395	99%	2.1
Delinquency Felony	DF	140	495	127	91%	3.7
Delinquency Misdemeanor	DM	273	939	245	90%	3.4
Entrustment Agreement	ET	11	11	11	100%	1.0
Foster Care Review	FC	62	68	61	98%	1.1
Protective Order – Family Abuse	FP	1	3	1	100%	3.0
Initial Foster Care Review	IF	25	27	24	96%	1.1
Motion - Modify Protective Order	MP	142	160	143	101%	1.1
Protective Order – Stalking/Acts of Violence	PC	2	2	2	100%	1.0
Permanency Planning	PH	108	141	108	100%	1.3
Paternity	PT	15	23	17	113%	1.4
Remand Custody	RC	4	4	4	100%	1.0
Remand Visitation	RV	4	4	4	100%	1.0
Show Cause	SC	5	10	2	40%	1.0
Status Offense	ST	437	643	443	101%	1.5
Traffic	T	55	91	51	93%	1.6
Termination of Parental Rights	TP	83	150	83	100%	1.8
Truancy/Runaway (Child in Need of Supervision)	TR	66	254	64	97%	3.7
	VA	1	1	1	100%	1.0
Juvenile Total		2,904	6,287	2,852	98.2%	
Totals		5,177	11,546	5,218	100.8%	

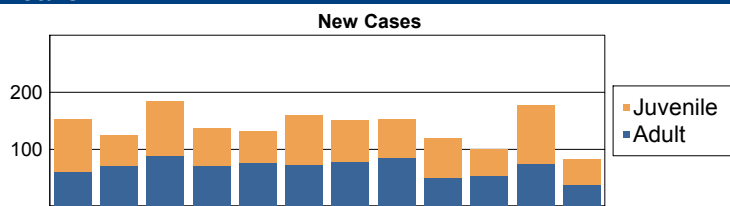


	Total Filings with %	
Custody Visitation (CV)	1,411	27%
Criminal Misdemeanor (CM)	608	12%
Civil Support (VS)	573	11%
Status Offense (ST)	437	8%
Show Cause (SC)	341	7%
Others	1,807	35%
Total	5,177	100%

Commonwealth of Virginia
Caseload Statistics of the J&DR District Courts
 January 2016 thru December 2016

Alleghany

	Filing Type	Filings	Hearings	Concluded	Clearance Rate	Hearings Per Case
Adult						
Protective Order - Non Family Abuse	AP	2	4	2	100%	2.0
Capias	CA	22	52	24	109%	2.3
Criminal Felony	CF	69	160	64	93%	2.4
Criminal Misdemeanor	CM	218	614	193	89%	2.8
Protective Order – Family Abuse	FP	40	76	46	115%	1.8
Motion - Modify Protective Order	MP	8	9	8	100%	1.1
Other	OT	1	2	1	100%	2.0
Remand Support	RS	20	20	20	100%	1.0
Show Cause	SC	212	555	209	99%	2.6
Restricted License - Support	SL	4	5	4	100%	1.3
Civil Support	VS	226	343	228	101%	1.5
Adult Total		822	1,840	799	97.2%	
Juvenile						
Abuse or Neglect	AN	19	48	15	79%	2.5
Protective Order – Non Family Abuse	AP	4	5	4	100%	1.3
Capias	CA	2	5	2	100%	2.5
Relief of Custody	CR	1	1	1	100%	1.0
Child in Need of Services	CS	5	7	2	40%	1.5
Custody Visitation	CV	560	1,002	583	104%	1.8
Delinquency Felony	DF	25	126	42	168%	4.0
Delinquency Misdemeanor	DM	112	350	127	113%	3.1
Foster Care Review	FC	7	7	7	100%	1.0
Protective Order – Family Abuse	FP	2	2	2	100%	1.0
Initial Foster Care Review	IF	8	8	8	100%	1.0
Juvenile Support	JS	1	2	1	100%	2.0
Permanency Planning	PH	6	6	6	100%	1.0
Paternity	PT	11	25	10	91%	2.3
Remand Custody	RC	19	19	19	100%	1.0
Child at Risk of Abuse or Neglect	RI	5	7	5	100%	1.4
Show Cause	SC	5	23	7	140%	4.1
Status Offense	ST	18	33	19	106%	1.6
Traffic	T	29	62	40	138%	2.4
Termination of Parental Rights	TP	1	1	1	100%	1.0
Truancy/Runaway (Child in Need of Supervision)	TR	10	37	10	100%	3.5
	VA	1	1	1	100%	1.0
Juvenile Total		851	1,777	912	107.2%	
Totals		1,673	3,617	1,711	102.3%	

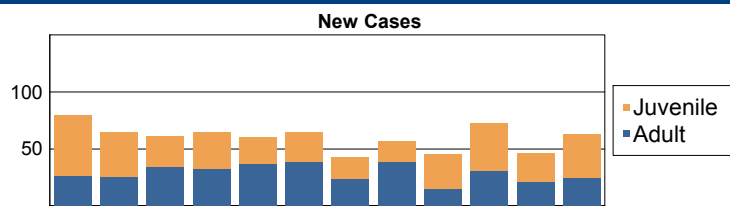


	Total Filings with %	
Custody Visitation (CV)	560	33%
Civil Support (VS)	226	14%
Criminal Misdemeanor (CM)	218	13%
Show Cause (SC)	217	13%
Delinquency Misdemeanor (DM)	112	7%
Others	340	20%
Total	1,673	100%

Commonwealth of Virginia
Caseload Statistics of the J&DR District Courts
 January 2016 thru December 2016

Amelia

	Filing Type	Filings	Hearings	Concluded	Clearance Rate	Hearings Per Case
Adult						
Capias	CA	18	40	21	117%	2.1
Criminal Felony	CF	33	86	40	121%	2.7
Criminal Misdemeanor	CM	70	238	54	77%	3.4
Protective Order – Family Abuse	FP	17	41	17	100%	2.4
Motion - Modifv Protective Order	MP	5	5	1	20%	1.0
Protective Order – Stalking/Acts of Violence	PC	1	2	1	100%	2.0
Remand Support	RS	3	3	3	100%	1.0
Show Cause	SC	106	253	107	101%	2.3
Restricted License - Support	SL	1	1	1	100%	1.0
Civil Support	VS	97	185	100	103%	1.8
Adult Total		351	854	345	98.3%	
Juvenile						
Child in Need of Services	CS	5	10	4	80%	2.3
Custody Visitation	CV	198	456	198	100%	2.2
Delinquency Felony	DF	20	77	23	115%	3.6
Delinquency Misdemeanor	DM	62	199	72	116%	2.9
Protective Order – Familv Abuse	FP	2	2	2	100%	1.0
Motion - Modify Protective Order	MP	2	2	2	100%	1.0
Permanency Planning	PH	2	2	2	100%	1.0
Paternity	PT	1	1	0	0%	0.0
Remand Custodv	RC	2	2	2	100%	1.0
Show Cause	SC	23	47	23	100%	2.0
Status Offense	ST	3	5	2	67%	2.0
Traffic	T	45	90	45	100%	2.1
Truancy/Runaway (Child in Need of Supervision)	TR	7	13	4	57%	3.0
Juvenile Total		372	906	379	101.9%	
Totals		723	1,760	724	100.1%	



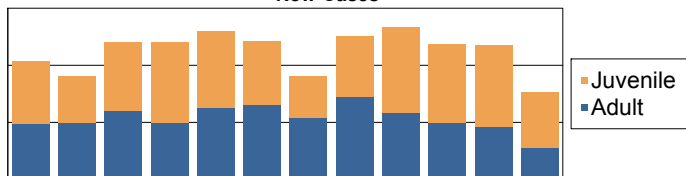
	Total Filings with %	
Custody Visitation (CV)	198	27%
Show Cause (SC)	129	18%
Civil Support (VS)	97	13%
Criminal Misdemeanor (CM)	70	10%
Delinquency Misdemeanor (DM)	62	9%
Others	167	23%
Total	723	100%

Commonwealth of Virginia
Caseload Statistics of the J&DR District Courts
 January 2016 thru December 2016

Amherst

	Filing Type	Filings	Hearings	Concluded	Clearance Rate	Hearings Per Case
Adult						
Protective Order - Non Family Abuse	AP	6	12	6	100%	2.0
Capias	CA	60	178	64	107%	2.8
Criminal Felony	CF	94	272	91	97%	2.9
Criminal Misdemeanor	CM	253	744	245	97%	2.8
Protective Order – Family Abuse	FP	120	271	124	103%	2.3
Motion - Modify Protective Order	MP	36	40	37	103%	1.1
Other	OT	3	6	3	100%	2.0
Violation - Family Abuse Protective Order	PS	1	1	1	100%	1.0
Protective Order - Violation of Protective Order Conviction	PV	14	14	14	100%	1.0
Remand Support	RS	14	14	14	100%	1.0
Show Cause	SC	329	980	343	104%	2.9
Restricted License - Support	SL	9	14	8	89%	1.1
Civil Support	VS	353	597	376	107%	1.7
Adult Total		1,292	3,143	1,326	102.6%	
Juvenile						
Abuse or Neglect	AN	60	195	58	97%	3.4
Protective Order – Non Family Abuse	AP	8	14	8	100%	1.8
Relief of Custody	CR	2	2	2	100%	1.0
Child in Need of Services	CS	15	44	16	107%	3.3
Custody Visitation	CV	914	1,585	1,004	110%	1.7
Delinquency Felony	DF	20	106	35	175%	3.6
Delinquency Misdemeanor	DM	112	384	131	117%	3.0
Entrustment Agreement	ET	2	2	2	100%	1.0
Foster Care Review	FC	24	30	24	100%	1.3
Initial Foster Care Review	IF	22	23	22	100%	1.0
Permanency Planning	PH	27	27	27	100%	1.0
Paternity	PT	40	60	36	90%	1.5
Remand Custody	RC	21	22	22	105%	1.1
Child at Risk of Abuse or Neglect	RI	6	14	4	67%	2.8
Remand Visitation	RV	6	6	6	100%	1.0
Show Cause	SC	1	4	2	200%	3.0
Status Offense	ST	3	6	6	200%	3.2
Traffic	T	93	139	101	109%	1.6
Termination of Parental Rights	TP	9	9	8	89%	1.0
Truancy/Runaway (Child in Need of Supervision)	TR	21	74	25	119%	3.6
Juvenile Total		1,406	2,746	1,539	109.5%	
Totals		2,698	5,889	2,865	106.2%	

New Cases

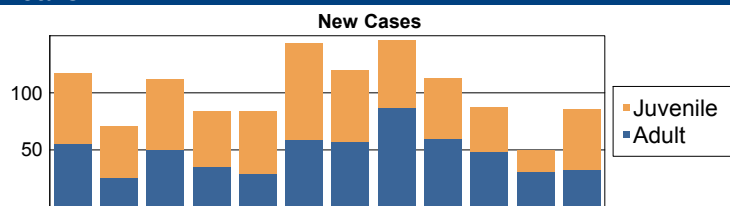


	Total Filings with %	
Custody Visitation (CV)	914	34%
Civil Support (VS)	353	13%
Show Cause (SC)	330	12%
Criminal Misdemeanor (CM)	253	9%
Protective Order – Family Abuse (FP)	120	4%
Others	728	27%
Total	2,698	100%

Commonwealth of Virginia
Caseload Statistics of the J&DR District Courts
 January 2016 thru December 2016

Appomattox

	Filing Type	Filings	Hearings	Concluded	Clearance Rate	Hearings Per Case
Adult						
Protective Order - Non Family Abuse	AP	8	21	7	88%	2.4
Capias	CA	22	69	19	86%	3.2
Criminal Felony	CF	22	57	17	77%	2.8
Criminal Misdemeanor	CM	136	378	129	95%	2.5
Criminal Support	CS	1	1	1	100%	1.0
Protective Order – Family Abuse	FP	63	173	57	90%	2.7
Motion - Modify Protective Order	MP	10	17	9	90%	1.7
Other	OT	5	5	4	80%	1.0
Remand Support	RS	4	4	4	100%	1.0
Show Cause	SC	142	429	141	99%	2.9
Restricted License - Support	SL	3	4	3	100%	1.3
Civil Support	VS	154	324	141	92%	2.1
Adult Total		570	1,482	532	93.3%	
Juvenile						
Abuse or Neglect	AN	9	28	7	78%	3.7
Protective Order – Non Family Abuse	AP	7	21	9	129%	3.0
Capias	CA	1	2	1	100%	2.0
Child in Need of Services	CS	19	64	17	89%	3.8
Custody Visitation	CV	424	1,077	419	99%	2.4
Delinquency Felony	DF	6	30	11	183%	4.1
Delinquency Misdemeanor	DM	56	196	70	125%	3.0
Entrustment Agreement	ET	1	2	1	100%	2.0
Foster Care Review	FC	7	7	7	100%	1.0
Protective Order – Family Abuse	FP	1	3	1	100%	3.0
Initial Foster Care Review	IF	1	1	1	100%	1.0
Permanency Planning	PH	14	14	14	100%	1.0
Paternity	PT	21	26	21	100%	1.3
Remand Custody	RC	5	5	5	100%	1.0
Remand Visitation	RV	1	1	1	100%	1.0
Show Cause	SC	7	24	10	143%	3.0
Status Offense	ST	11	35	15	136%	3.0
Traffic	T	22	52	25	114%	2.4
Truancy/Runaway (Child in Need of Supervision)	TR	31	122	31	100%	3.7
Juvenile Total		644	1,710	666	103.4%	
Totals		1,214	3,192	1,198	98.7%	

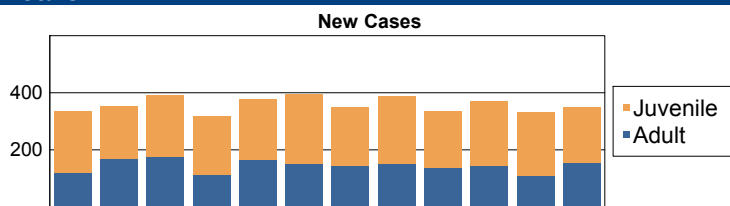


	Total Filings with %	
Custody Visitation (CV)	424	35%
Civil Support (VS)	154	13%
Show Cause (SC)	149	12%
Criminal Misdemeanor (CM)	136	11%
Protective Order – Family Abuse (FP)	64	5%
Others	287	24%
Total	1,214	100%

Commonwealth of Virginia
Caseload Statistics of the J&DR District Courts
 January 2016 thru December 2016

Arlington

	Filing Type	Filings	Hearings	Concluded	Clearance Rate	Hearings Per Case
Adult						
Bond Forfeiture Show Cause	BF	1	2	0	0%	0.0
Capias	CA	178	594	228	128%	3.0
Criminal Felony	CF	106	365	106	100%	3.6
Criminal Misdemeanor	CM	398	1,426	400	101%	3.5
Protective Order – Family Abuse	FP	135	367	151	112%	2.6
Motion - Modify Protective Order	MP	11	14	12	109%	1.4
Other	OT	13	15	11	85%	1.2
Protective Order - Violation of Protective Order Conviction	PV	2	2	2	100%	1.0
Remand Support	RS	11	11	11	100%	1.0
Show Cause	SC	366	904	387	106%	2.4
Restricted License - Support	SL	10	11	9	90%	1.1
Civil Support	VS	502	967	477	95%	1.9
Adult Total		1,733	4,678	1,794	103.5%	
Juvenile						
Abuse or Neglect	AN	131	493	126	96%	4.1
Protective Order – Non Family Abuse	AP	1	2	1	100%	2.0
Capias	CA	42	140	41	98%	3.0
Child in Need of Services	CS	19	90	23	121%	3.9
Custody Visitation	CV	968	1,715	919	95%	1.8
Delinquency Felony	DF	154	702	168	109%	4.4
Delinquency Misdemeanor	DM	606	2,049	638	105%	3.2
Emancipation	EP	2	3	2	100%	1.5
Entrustment Agreement	ET	2	2	2	100%	1.0
Foster Care Review	FC	86	96	88	102%	1.1
Initial Foster Care Review	IF	53	57	54	102%	1.1
Motion - Modify Protective Order	MP	4	12	4	100%	3.0
Permanency Planning	PH	78	98	80	103%	1.3
Paternity	PT	49	90	44	90%	1.9
Remand Custody	RC	5	5	5	100%	1.0
Restricted Driver's License	RL	1	1	1	100%	1.0
Remand Visitation	RV	1	1	1	100%	1.0
Show Cause	SC	62	176	86	139%	2.4
Status Offense	ST	147	165	149	101%	1.1
Traffic	T	89	123	104	117%	1.6
Termination of Parental Rights	TP	26	66	29	112%	2.5
Truancy/Runaway (Child in Need of Supervision)	TR	43	146	39	91%	3.5
	VA	1	1	1	100%	1.0
Juvenile Total		2,570	6,233	2,605	101.4%	
Totals		4,303	10,911	4,399	102.2%	



	Total Filings with %	
Custody Visitation (CV)	968	22%
Delinquency Misdemeanor (DM)	606	14%
Civil Support (VS)	502	12%
Show Cause (SC)	428	10%
Criminal Misdemeanor (CM)	398	9%
Others	1,401	33%
Total	4,303	100%

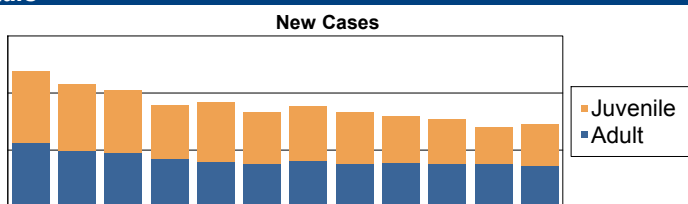
Commonwealth of Virginia
Caseload Statistics of the J&DR District Courts
 January 2016 thru December 2016

Augusta

	Filing Type	Filings	Hearings	Concluded	Clearance Rate	Hearings Per Case
Adult						
Protective Order - Non Family Abuse	AP	4	15	5	125%	3.6
Bond Forfeiture Show Cause	BF	4	13	6	150%	2.5
Capias	CA	147	439	157	107%	2.9
Criminal Felony	CF	137	385	155	113%	2.7
Criminal Misdemeanor	CM	418	1,282	368	88%	3.4
Protective Order – Family Abuse	FP	201	469	206	102%	2.3
Motion - Modify Protective Order	MP	33	51	34	103%	1.6
Other	OT	11	15	12	109%	1.3
Protective Order – Stalking/Acts of Violence	PC	2	2	2	100%	1.0
Protective Order - Violation of Protective Order Conviction	PV	1	1	1	100%	1.0
Remand Support	RS	27	27	27	100%	1.0
Show Cause	SC	575	1,829	608	106%	3.0
Restricted License - Support	SL	15	17	14	93%	1.1
Civil Support	VS	434	754	446	103%	1.7
Adult Total		2,009	5,299	2,041	101.6%	

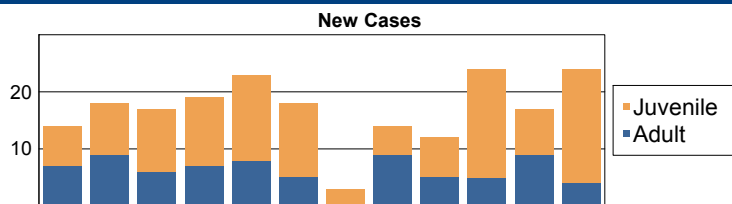
Juvenile						
Abuse or Neglect	AN	133	636	148	111%	5.0
Protective Order – Non Family Abuse	AP	6	12	5	83%	2.2
Capias	CA	1	2	0	0%	0.0
Child in Need of Services	CS	19	74	15	79%	3.3
Custody Visitation	CV	1,303	2,580	1,334	102%	2.0
Delinquency Felony	DF	57	331	61	107%	5.4
Delinquency Misdemeanor	DM	151	540	178	118%	3.6
Foster Care Review	FC	86	87	86	100%	1.0
Initial Foster Care Review	IF	31	39	31	100%	1.1
Juvenile Support	JS	1	1	1	100%	1.0
Motion - Modify Protective Order	MP	18	25	14	78%	1.5
Permanency Planning	PH	30	33	32	107%	1.1
Paternity	PT	19	43	19	100%	2.3
Remand Custody	RC	39	39	39	100%	1.0
Remand Visitation	RV	37	37	37	100%	1.0
Show Cause	SC	50	129	39	78%	2.9
Status Offense	ST	6	21	10	167%	3.9
Traffic	T	171	378	167	98%	2.3
Termination of Parental Rights	TP	18	32	13	72%	1.7
Truancy/Runaway (Child in Need of Supervision)	TR	68	239	73	107%	3.6
Juvenile Total		2,244	5,278	2,302	102.6%	

Totals		4,253	10,577	4,343	102.1%	
---------------	--	--------------	---------------	--------------	---------------	--



	Total Filings with %	
Custody Visitation (CV)	1,303	31%
Show Cause (SC)	625	15%
Civil Support (VS)	434	10%
Criminal Misdemeanor (CM)	418	10%
Protective Order – Family Abuse (FP)	201	5%
Others	1,272	30%
Total	4,253	100%

	Filing Type	Filings	Hearings	Concluded	Clearance Rate	Hearings Per Case
Adult						
Capias	CA	0	9	2	0%	5.5
Criminal Felony	CF	5	13	4	80%	3.8
Criminal Misdemeanor	CM	22	74	22	100%	3.1
Protective Order – Family Abuse	FP	9	10	9	100%	1.1
Protective Order – Stalking/Acts of Violence	PC	1	1	1	100%	1.0
Show Cause	SC	20	49	23	115%	2.7
Civil Support	VS	17	33	14	82%	1.8
Adult Total		74	189	75	101.4%	
Juvenile						
Abuse or Neglect	AN	4	10	4	100%	2.5
Child in Need of Services	CS	3	5	2	67%	1.0
Custody Visitation	CV	72	114	61	85%	1.8
Delinquency Misdemeanor	DM	11	31	24	218%	2.5
Foster Care Review	FC	5	9	6	120%	1.7
Paternity	PT	1	1	0	0%	0.0
Remand Custody	RC	5	5	5	100%	1.0
Status Offense	ST	1	4	1	100%	4.0
Traffic	T	27	37	27	100%	1.6
Juvenile Total		129	216	130	100.8%	
Totals		203	405	205	101.0%	

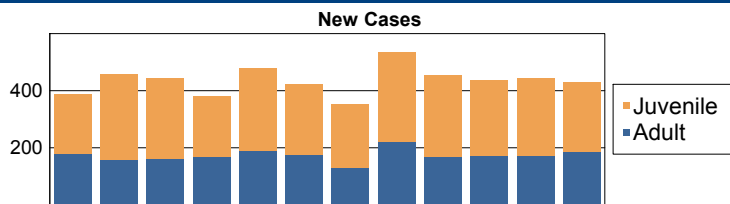


	Total Filings with %	
Custody Visitation (CV)	72	35%
Traffic (T)	27	13%
Criminal Misdemeanor (CM)	22	11%
Show Cause (SC)	20	10%
Civil Support (VS)	17	8%
Others	45	22%
Total	203	100%

Commonwealth of Virginia
Caseload Statistics of the J&DR District Courts
 January 2016 thru December 2016

Bedford

	Filing Type	Filings	Hearings	Concluded	Clearance Rate	Hearings Per Case
Adult						
Protective Order - Non Family Abuse	AP	5	10	5	100%	2.0
Capias	CA	115	273	124	108%	2.3
Criminal Felony	CF	117	321	119	102%	2.9
Criminal Misdemeanor	CM	375	1,074	390	104%	2.8
Criminal Support	CS	1	3	1	100%	3.0
Protective Order – Family Abuse	FP	202	428	191	95%	2.1
Motion - Modify Protective Order	MP	42	45	43	102%	1.1
Other	OT	4	5	4	100%	1.3
Protective Order - Violation of Protective Order Conviction	PV	3	3	3	100%	1.0
Restricted Driver's License	RL	1	2	1	100%	2.0
Remand Support	RS	60	60	60	100%	1.0
Show Cause	SC	527	1,343	566	107%	2.6
Restricted License - Support	SL	10	11	10	100%	1.1
Civil Support	VS	617	1,120	644	104%	1.8
Adult Total		2,079	4,698	2,161	103.9%	
Juvenile						
Abuse or Neglect	AN	120	392	120	100%	3.2
Protective Order – Non Family Abuse	AP	19	37	19	100%	1.9
Capias	CA	5	9	5	100%	1.6
Relief of Custody	CR	9	16	9	100%	1.8
Child in Need of Services	CS	83	328	106	128%	3.6
Custody Visitation	CV	1,941	3,776	1,895	98%	1.8
Delinquency Felony	DF	37	233	39	105%	4.9
Delinquency Misdemeanor	DM	223	771	240	108%	3.5
Emancipation	EP	1	1	1	100%	1.0
Entrustment Agreement	ET	4	4	4	100%	1.0
Foster Care Review	FC	53	61	53	100%	1.1
Protective Order – Family Abuse	FP	1	1	1	100%	1.0
Initial Foster Care Review	IF	34	34	34	100%	1.0
Motion - Modify Protective Order	MP	38	43	37	97%	1.1
Permanency Planning	PH	46	58	45	98%	1.2
Paternity	PT	24	46	27	113%	1.9
Remand Custody	RC	97	97	97	100%	1.0
Child at Risk of Abuse or Neglect	RI	1	2	1	100%	2.0
Remand Visitation	RV	87	89	89	102%	1.0
Show Cause	SC	7	25	9	129%	4.1
Status Offense	ST	83	191	90	108%	3.0
Traffic	T	154	195	165	107%	1.5
Termination of Parental Rights	TP	21	28	25	119%	1.3
Truancy/Runaway (Child in Need of Supervision)	TR	56	236	50	89%	4.8
	VA	1	2	0	0%	0.0
Juvenile Total		3,145	6,675	3,161	100.5%	
Totals		5,224	11,373	5,322	101.9%	



	Total Filings with %	
Custody Visitation (CV)	1,941	37%
Civil Support (VS)	617	12%
Show Cause (SC)	534	10%
Criminal Misdemeanor (CM)	375	7%
Delinquency Misdemeanor (DM)	223	4%
Others	1,534	29%
Total	5,224	100%

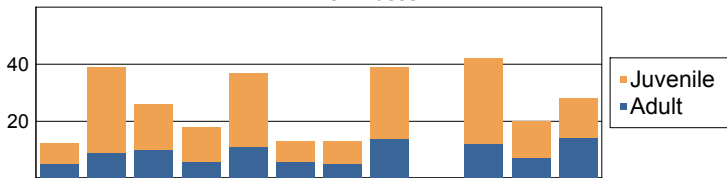
Commonwealth of Virginia
Caseload Statistics of the J&DR District Courts
 January 2016 thru December 2016

Bland

	Filing Type	Filings	Hearings	Concluded	Clearance Rate	Hearings Per Case
Adult						
Capias	CA	3	6	4	133%	2.0
Criminal Felony	CF	6	29	18	300%	5.8
Criminal Misdemeanor	CM	20	64	21	105%	3.3
Protective Order – Family Abuse	FP	12	22	11	92%	1.9
Motion - Modifv Protective Order	MP	1	2	1	100%	2.0
Other	OT	1	1	1	100%	1.0
Protective Order – Stalking/Acts of Violence	PC	1	1	1	100%	1.0
Remand Support	RS	1	1	1	100%	1.0
Show Cause	SC	18	74	25	139%	3.4
Restricted License - Support	SL	1	1	1	100%	1.0
Civil Support	VS	35	65	36	103%	1.8
Adult Total		99	266	120	121.2%	
Juvenile						
Abuse or Neglect	AN	11	31	11	100%	3.1
Relief of Custody	CR	1	1	1	100%	1.0
Custody Visitation	CV	100	226	87	87%	2.4
Delinquency Felony	DF	0	9	3	0%	4.7
Delinquency Misdemeanor	DM	15	43	17	113%	3.0
Foster Care Review	FC	7	7	7	100%	1.0
Initial Foster Care Review	IF	5	5	5	100%	1.0
Motion - Modifv Protective Order	MP	2	2	2	100%	1.0
Permanency Planning	PH	13	15	13	100%	1.2
Remand Custody	RC	6	6	6	100%	1.0
Traffic	T	28	30	32	114%	1.5
Juvenile Total		188	375	184	97.9%	

Totals	287	641	304	105.9%
---------------	------------	------------	------------	---------------

New Cases

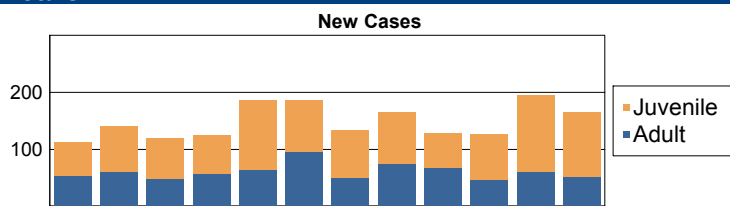


	Total Filings with %	
Custody Visitation (CV)	100	35%
Civil Support (VS)	35	12%
Traffic (T)	28	10%
Criminal Misdemeanor (CM)	20	7%
Show Cause (SC)	18	6%
Others	86	30%
Total	287	100%

Commonwealth of Virginia
Caseload Statistics of the J&DR District Courts
 January 2016 thru December 2016

Botetourt

	Filing Type	Filings	Hearings	Concluded	Clearance Rate	Hearings Per Case
Adult						
Protective Order - Non Family Abuse	AP	2	4	2	100%	2.0
Capias	CA	8	31	9	113%	3.0
Criminal Felony	CF	31	84	30	97%	2.9
Criminal Misdemeanor	CM	173	570	162	94%	3.4
Protective Order – Family Abuse	FP	74	150	73	99%	2.0
Motion - Modify Protective Order	MP	11	16	11	100%	1.5
Other	OT	10	12	9	90%	1.2
Remand Support	RS	28	28	28	100%	1.0
Show Cause	SC	158	418	151	96%	2.8
Restricted License - Support	SL	5	5	5	100%	1.0
Civil Support	VS	231	414	236	102%	1.9
Adult Total		731	1,732	716	97.9%	
Juvenile						
Abuse or Neglect	AN	2	4	1	50%	1.0
Protective Order – Non Family Abuse	AP	7	14	7	100%	2.0
Child in Need of Services	CS	4	45	8	200%	5.1
Custody Visitation	CV	569	1,041	598	105%	1.8
Delinquency Felony	DF	40	178	41	103%	6.1
Delinquency Misdemeanor	DM	178	530	141	79%	3.5
Entrustment Agreement	ET	1	1	1	100%	1.0
Foster Care Review	FC	2	3	2	100%	1.0
Protective Order – Family Abuse	FP	1	2	1	100%	2.0
Initial Foster Care Review	IF	2	2	2	100%	1.0
Violation - Family Abuse Protective Order	PS	1	2	1	100%	2.0
Paternity	PT	0	6	3	0%	3.0
Remand Custody	RC	58	63	57	98%	1.1
Remand Visitation	RV	27	27	27	100%	1.0
Show Cause	SC	5	13	7	140%	2.3
Status Offense	ST	21	74	13	62%	2.8
Traffic	T	134	225	126	94%	1.8
Truancy/Runaway (Child in Need of Supervision)	TR	0	5	1	0%	6.0
Juvenile Total		1,052	2,235	1,037	98.6%	
Totals		1,783	3,967	1,753	98.3%	

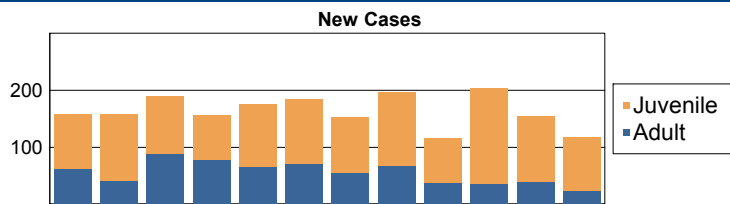


	Total Filings with %	
Custody Visitation (CV)	569	32%
Civil Support (VS)	231	13%
Delinquency Misdemeanor (DM)	178	10%
Criminal Misdemeanor (CM)	173	10%
Show Cause (SC)	163	9%
Others	469	26%
Total	1,783	100%

Commonwealth of Virginia
Caseload Statistics of the J&DR District Courts
 January 2016 thru December 2016

Bristol

	Filing Type	Filings	Hearings	Concluded	Clearance Rate	Hearings Per Case
Adult						
Protective Order - Non Family Abuse	AP	2	4	2	100%	2.0
Capias	CA	51	93	54	106%	1.7
Criminal Felony	CF	90	247	74	82%	2.8
Criminal Misdemeanor	CM	145	467	172	119%	3.1
Protective Order – Family Abuse	FP	69	170	67	97%	2.4
Motion - Modify Protective Order	MP	9	9	9	100%	1.0
Other	OT	1	1	1	100%	1.0
Remand Support	RS	6	6	6	100%	1.0
Show Cause	SC	182	599	197	108%	3.3
Restricted License - Support	SL	1	1	1	100%	1.0
Civil Support	VS	112	180	105	94%	1.5
Adult Total		668	1,777	688	103.0%	
Juvenile						
Abuse or Neglect	AN	11	35	9	82%	3.6
Protective Order – Non Family Abuse	AP	2	6	3	150%	3.0
Capias	CA	1	2	0	0%	0.0
Relief of Custody	CR	17	22	16	94%	1.3
Child in Need of Services	CS	1	2	1	100%	2.0
Custody Visitation	CV	664	1,436	654	98%	2.1
Delinquency Felony	DF	16	133	23	144%	4.1
Delinquency Misdemeanor	DM	160	401	140	88%	2.9
Emancipation	EP	1	1	1	100%	1.0
Entrustment Agreement	ET	7	7	7	100%	1.0
Foster Care Review	FC	38	44	38	100%	1.2
Initial Foster Care Review	IF	11	11	11	100%	1.0
Motion - Modify Protective Order	MP	7	8	7	100%	1.1
Permanency Planning	PH	44	48	44	100%	1.1
Paternity	PT	5	17	6	120%	3.0
Remand Custody	RC	33	33	33	100%	1.0
Remand Visitation	RV	32	32	32	100%	1.0
Status Offense	ST	117	158	126	108%	1.4
Traffic	T	107	174	99	93%	1.6
Termination of Parental Rights	TP	10	46	25	250%	2.7
Truancy/Runaway (Child in Need of Supervision)	TR	7	22	8	114%	3.0
	VA	2	4	0	0%	0.0
Juvenile Total		1,293	2,642	1,283	99.2%	
Totals		1,961	4,419	1,971	100.5%	



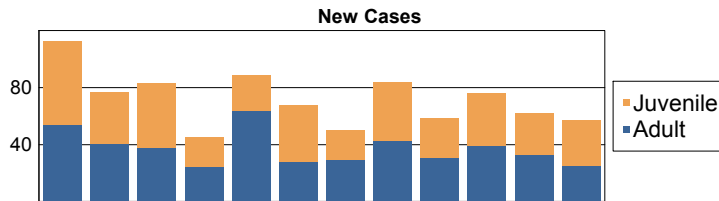
	Total Filings with %	
Custody Visitation (CV)	664	34%
Show Cause (SC)	182	9%
Delinquency Misdemeanor (DM)	160	8%
Criminal Misdemeanor (CM)	145	7%
Status Offense (ST)	117	6%
Others	693	35%
Total	1,961	100%

Commonwealth of Virginia
Caseload Statistics of the J&DR District Courts
 January 2016 thru December 2016

Brunswick

	Filing Type	Filings	Hearings	Concluded	Clearance Rate	Hearings Per Case
Adult						
Capias	CA	51	150	54	106%	2.8
Criminal Felony	CF	24	91	27	113%	3.8
Criminal Misdemeanor	CM	132	343	147	111%	2.7
Protective Order – Family Abuse	FP	20	52	21	105%	2.4
Motion - Modifv Protective Order	MP	1	3	1	100%	3.0
Other	OT	11	11	10	91%	1.0
Protective Order – Stalking/Acts of Violence	PC	2	4	2	100%	2.0
Violation - Family Abuse Protective Order	PS	1	3	1	100%	3.0
Remand Support	RS	2	2	2	100%	1.0
Show Cause	SC	106	434	141	133%	4.0
Civil Support	VS	99	211	110	111%	2.2
Adult Total		449	1,304	516	114.9%	
Juvenile						
Abuse or Neglect	AN	1	10	4	400%	4.8
Capias	CA	7	38	16	229%	2.9
Child in Need of Services	CS	1	8	0	0%	0.0
Custody Visitation	CV	221	423	225	102%	1.9
Delinquency Felony	DF	25	218	31	124%	5.7
Delinquency Misdemeanor	DM	93	353	92	99%	3.3
Foster Care Review	FC	3	5	0	0%	0.0
Protective Order – Stalking/Acts of Violence	PC	1	7	0	0%	0.0
Permanency Planning	PH	1	2	0	0%	0.0
Paternity	PT	0	1	1	0%	4.0
Remand Custody	RC	2	2	2	100%	1.0
Child at Risk of Abuse or Neglect	RI	0	2	1	0%	4.0
Remand Visitation	RV	1	1	1	100%	1.0
Show Cause	SC	6	18	8	133%	5.1
Status Offense	ST	1	6	2	200%	10.0
Traffic	T	50	101	47	94%	2.0
Truancy/Runaway (Child in Need of Supervision)	TR	1	4	1	100%	4.0
Juvenile Total		414	1,199	431	104.1%	

Totals	863	2,503	947	109.7%
---------------	------------	--------------	------------	---------------

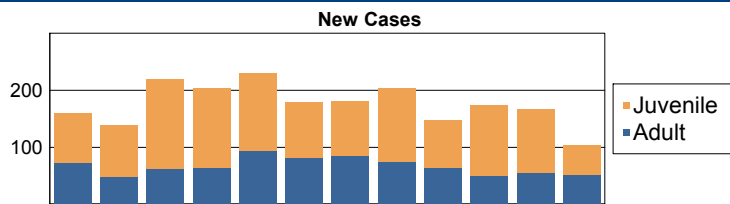


	Total Filings with %	
Custody Visitation (CV)	221	26%
Criminal Misdemeanor (CM)	132	15%
Show Cause (SC)	112	13%
Civil Support (VS)	99	11%
Delinquency Misdemeanor (DM)	93	11%
Others	206	24%
Total	863	100%

Commonwealth of Virginia
Caseload Statistics of the J&DR District Courts
 January 2016 thru December 2016

Buchanan

	Filing Type	Filings	Hearings	Concluded	Clearance Rate	Hearings Per Case
Adult						
Protective Order - Non Family Abuse	AP	1	3	1	100%	3.0
Capias	CA	47	170	58	123%	3.3
Criminal Felony	CF	60	259	74	123%	4.1
Criminal Misdemeanor	CM	258	782	244	95%	3.3
Protective Order – Family Abuse	FP	81	163	85	105%	2.0
Motion - Modify Protective Order	MP	10	12	10	100%	1.2
Protective Order – Stalking/Acts of Violence	PC	10	12	10	100%	1.2
Protective Order - Violation of Protective Order Conviction	PV	1	1	1	100%	1.0
Remand Support	RS	12	17	13	108%	1.5
Show Cause	SC	176	617	223	127%	3.9
Restricted License - Support	SL	6	7	6	100%	1.2
Civil Support	VS	142	301	147	104%	2.2
Adult Total		804	2,344	872	108.5%	
Juvenile						
Abuse or Neglect	AN	32	132	40	125%	3.8
Protective Order – Non Family Abuse	AP	1	3	1	100%	3.0
Relief of Custody	CR	2	4	2	100%	2.0
Child in Need of Services	CS	12	40	7	58%	2.4
Custody Visitation	CV	697	1,886	737	106%	2.7
Delinquency Felony	DF	76	286	25	33%	4.3
Delinquency Misdemeanor	DM	90	452	98	109%	4.1
Entrustment Agreement	ET	6	7	6	100%	1.2
Foster Care Review	FC	49	51	49	100%	1.0
Initial Foster Care Review	IF	27	27	27	100%	1.0
Motion - Modify Protective Order	MP	27	47	25	93%	1.5
Permanency Planning	PH	78	107	79	101%	1.4
Paternity	PT	5	17	9	180%	3.6
Remand Custody	RC	13	14	14	108%	1.1
Child at Risk of Abuse or Neglect	RI	22	90	26	118%	4.7
Remand Visitation	RV	15	15	15	100%	1.0
Show Cause	SC	5	13	4	80%	2.8
Status Offense	ST	26	60	21	81%	2.0
Traffic	T	62	75	57	92%	1.4
Termination of Parental Rights	TP	40	86	44	110%	2.5
Truancy/Runaway (Child in Need of Supervision)	TR	14	59	15	107%	4.7
Juvenile Total		1,299	3,471	1,301	100.2%	
Totals		2,103	5,815	2,173	103.3%	



	Total Filings with %	
Custody Visitation (CV)	697	33%
Criminal Misdemeanor (CM)	258	12%
Show Cause (SC)	181	9%
Civil Support (VS)	142	7%
Delinquency Misdemeanor (DM)	90	4%
Others	735	35%
Total	2,103	100%

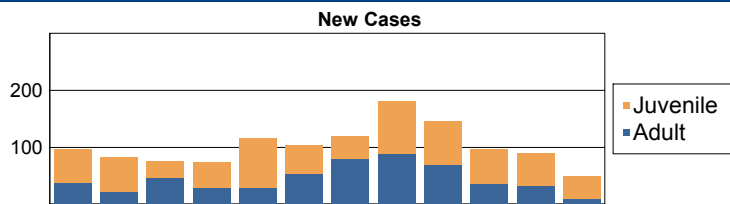
Commonwealth of Virginia
Caseload Statistics of the J&DR District Courts
 January 2016 thru December 2016

Buckingham

	Filing Type	Filings	Hearings	Concluded	Clearance Rate	Hearings Per Case
Adult						
Protective Order - Non Family Abuse	AP	1	1	1	100%	1.0
Capias	CA	14	53	21	150%	3.7
Criminal Felony	CF	15	63	21	140%	3.3
Criminal Misdemeanor	CM	143	478	158	110%	3.2
Protective Order – Family Abuse	FP	38	65	36	95%	1.7
Motion - Modify Protective Order	MP	1	1	1	100%	1.0
Protective Order – Stalking/Acts of Violence	PC	13	19	14	108%	1.4
Remand Support	RS	1	1	1	100%	1.0
Show Cause	SC	159	480	215	135%	3.3
Restricted License - Support	SL	4	4	3	75%	1.0
Civil Support	VS	145	324	174	120%	2.2
Adult Total		534	1,489	645	120.8%	

Juvenile						
Abuse or Neglect	AN	11	26	0	0%	0.0
Child in Need of Services	CS	15	47	15	100%	3.2
Custody Visitation	CV	470	1,069	405	86%	2.3
Delinquency Felony	DF	23	99	26	113%	3.7
Delinquency Misdemeanor	DM	84	279	97	115%	3.3
Foster Care Review	FC	8	9	7	88%	1.0
Protective Order – Family Abuse	FP	2	3	2	100%	1.5
Initial Foster Care Review	IF	4	4	3	75%	1.0
Motion - Modify Protective Order	MP	0	1	1	0%	2.0
Protective Order – Stalking/Acts of Violence	PC	8	10	8	100%	1.3
Permanency Planning	PH	4	5	3	75%	1.3
Paternity	PT	6	18	7	117%	2.9
Remand Custody	RC	2	2	2	100%	1.0
Show Cause	SC	15	43	12	80%	3.2
Status Offense	ST	2	13	9	450%	4.1
Traffic	T	29	57	31	107%	2.2
Termination of Parental Rights	TP	1	3	1	100%	3.0
Truancy/Runaway (Child in Need of Supervision)	TR	11	49	6	55%	3.8
Juvenile Total		695	1,737	635	91.4%	

Totals		1,229	3,226	1,280	104.1%	
---------------	--	--------------	--------------	--------------	---------------	--

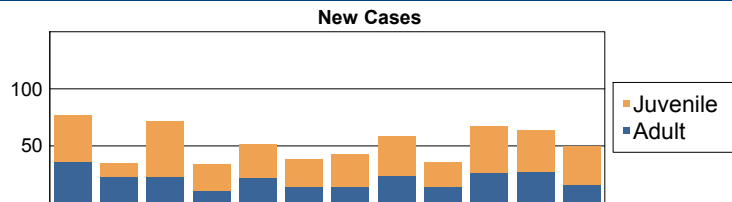


	Total Filings with %	
Custody Visitation (CV)	470	38%
Show Cause (SC)	174	14%
Civil Support (VS)	145	12%
Criminal Misdemeanor (CM)	143	12%
Delinquency Misdemeanor (DM)	84	7%
Others	213	17%
Total	1,229	100%

Commonwealth of Virginia
Caseload Statistics of the J&DR District Courts
 January 2016 thru December 2016

Buena Vista

	Filing Type	Filings	Hearings	Concluded	Clearance Rate	Hearings Per Case
Adult						
Protective Order - Non Family Abuse	AP	3	6	3	100%	2.0
Capias	CA	7	27	8	114%	3.6
Criminal Felony	CF	12	33	11	92%	2.8
Criminal Misdemeanor	CM	56	165	54	96%	2.9
Protective Order – Family Abuse	FP	21	39	20	95%	1.9
Motion - Modify Protective Order	MP	4	5	4	100%	1.3
Other	OT	10	13	10	100%	1.3
Remand Support	RS	7	7	7	100%	1.0
Show Cause	SC	56	224	63	113%	3.2
Civil Support	VS	74	132	63	85%	1.7
Adult Total		250	651	243	97.2%	
Juvenile						
Abuse or Neglect	AN	30	102	27	90%	3.6
Protective Order – Non Family Abuse	AP	2	4	2	100%	2.0
Relief of Custody	CR	2	6	2	100%	3.0
Child in Need of Services	CS	4	9	1	25%	3.0
Custody Visitation	CV	199	358	159	80%	1.8
Delinquency Felony	DF	28	140	9	32%	5.9
Delinquency Misdemeanor	DM	35	155	33	94%	5.0
Entrustment Agreement	ET	2	2	2	100%	1.0
Foster Care Review	FC	2	2	2	100%	1.0
Initial Foster Care Review	IF	7	7	7	100%	1.0
Juvenile Support	JS	1	1	1	100%	1.0
Motion - Modify Protective Order	MP	1	1	1	100%	1.0
Permanency Planning	PH	1	1	1	100%	1.0
Paternity	PT	3	4	1	33%	2.0
Remand Custody	RC	8	8	8	100%	1.0
Remand Visitation	RV	6	6	6	100%	1.0
Show Cause	SC	7	26	6	86%	3.2
Status Offense	ST	3	23	5	167%	4.2
Traffic	T	20	42	18	90%	2.1
Termination of Parental Rights	TP	5	9	5	100%	1.6
Truancy/Runaway (Child in Need of Supervision)	TR	9	30	12	133%	2.8
Juvenile Total		375	936	308	82.1%	
Totals		625	1,587	551	88.2%	

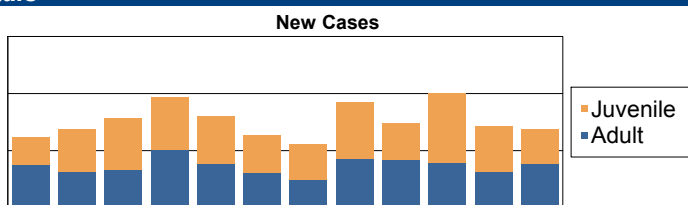


	Total Filings with %	
Custody Visitation (CV)	199	32%
Civil Support (VS)	74	12%
Show Cause (SC)	63	10%
Criminal Misdemeanor (CM)	56	9%
Delinquency Misdemeanor (DM)	35	6%
Others	198	32%
Total	625	100%

Commonwealth of Virginia
Caseload Statistics of the J&DR District Courts
 January 2016 thru December 2016

Campbell

	Filing Type	Filings	Hearings	Concluded	Clearance Rate	Hearings Per Case
Adult						
Protective Order - Non Family Abuse	AP	8	17	7	88%	2.0
Capias	CA	108	250	114	106%	2.2
Criminal Felony	CF	99	254	101	102%	2.8
Criminal Misdemeanor	CM	375	1,059	396	106%	2.8
Protective Order – Family Abuse	FP	184	409	183	99%	2.2
Motion - Modify Protective Order	MP	25	28	25	100%	1.1
Protective Order - Violation of Protective Order Conviction	PV	2	2	2	100%	1.0
Remand Support	RS	11	11	11	100%	1.0
Show Cause	SC	446	1,222	411	92%	2.9
Restricted License - Support	SL	6	6	6	100%	1.0
Civil Support	VS	496	842	503	101%	1.7
Adult Total		1,760	4,100	1,759	99.9%	
Juvenile						
Abuse or Neglect	AN	34	124	34	100%	3.7
Protective Order – Non Family Abuse	AP	1	3	1	100%	3.0
Capias	CA	2	6	2	100%	2.5
Relief of Custody	CR	6	7	6	100%	1.2
Child in Need of Services	CS	13	26	8	62%	2.1
Custody Visitation	CV	1,259	2,218	1,240	98%	1.7
Delinquency Felony	DF	42	143	38	90%	3.7
Delinquency Misdemeanor	DM	111	319	108	97%	2.9
Foster Care Review	FC	35	37	35	100%	1.1
Protective Order – Family Abuse	FP	4	5	4	100%	1.3
Initial Foster Care Review	IF	23	24	23	100%	1.0
Motion - Modify Protective Order	MP	17	22	15	88%	1.3
Permanency Planning	PH	27	27	27	100%	1.0
Paternity	PT	22	38	21	95%	1.7
Remand Custody	RC	25	25	25	100%	1.0
Remand Visitation	RV	23	23	23	100%	1.0
Status Offense	ST	49	86	51	104%	2.0
Traffic	T	127	111	116	91%	1.4
Termination of Parental Rights	TP	32	43	32	100%	1.3
Truancy/Runaway (Child in Need of Supervision)	TR	33	114	32	97%	3.5
	VA	1	1	1	100%	1.0
Juvenile Total		1,886	3,402	1,842	97.7%	
Totals		3,646	7,502	3,601	98.8%	



	Total Filings with %	
Custody Visitation (CV)	1,259	35%
Civil Support (VS)	496	14%
Show Cause (SC)	446	12%
Criminal Misdemeanor (CM)	375	10%
Protective Order – Family Abuse (FP)	188	5%
Others	882	24%
Total	3,646	100%

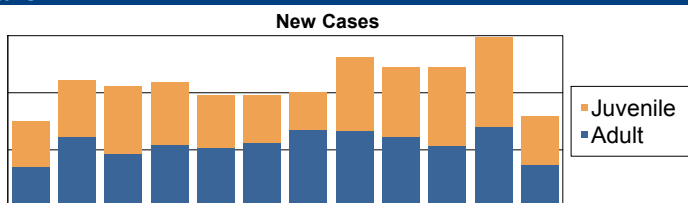
Commonwealth of Virginia
Caseload Statistics of the J&DR District Courts
 January 2016 thru December 2016

Caroline

	Filing Type	Filings	Hearings	Concluded	Clearance Rate	Hearings Per Case
Adult						
Protective Order - Non Family Abuse	AP	1	2	1	100%	2.0
Capias	CA	115	352	138	120%	2.7
Criminal Felony	CF	161	415	139	86%	2.7
Criminal Misdemeanor	CM	286	802	294	103%	2.8
Criminal Support	CS	1	2	1	100%	2.0
Protective Order – Family Abuse	FP	113	245	103	91%	2.2
Motion - Modify Protective Order	MP	25	29	25	100%	1.2
Other	OT	28	50	31	111%	1.8
Protective Order – Stalking/Acts of Violence	PC	2	4	2	100%	2.0
Protective Order - Violation of Protective Order Conviction	PV	10	10	9	90%	1.0
Remand Support	RS	6	6	6	100%	1.0
Show Cause	SC	244	644	281	115%	2.4
Restricted License - Support	SL	13	14	12	92%	1.1
Civil Support	VS	318	608	317	100%	1.9
Adult Total		1,323	3,183	1,359	102.7%	

Juvenile						
Abuse or Neglect	AN	7	18	5	71%	2.8
Protective Order – Non Family Abuse	AP	5	5	5	100%	1.0
Capias	CA	1	2	2	200%	1.5
Child in Need of Services	CS	17	28	13	76%	1.8
Custody Visitation	CV	908	1,697	923	102%	1.8
Delinquency Felony	DF	55	193	56	102%	3.8
Delinquency Misdemeanor	DM	87	261	110	126%	3.0
Foster Care Review	FC	16	24	15	94%	1.5
Protective Order – Family Abuse	FP	3	6	3	100%	2.0
Initial Foster Care Review	IF	12	12	12	100%	1.0
Motion - Modify Protective Order	MP	1	1	1	100%	1.0
Protective Order – Stalking/Acts of Violence	PC	1	2	1	100%	2.0
Permanency Planning	PH	13	25	19	146%	1.8
Paternity	PT	32	62	38	119%	1.8
Child at Risk of Abuse or Neglect	RI	0	1	1	0%	3.0
Show Cause	SC	6	11	5	83%	2.2
Status Offense	ST	35	85	43	123%	2.4
Traffic	T	72	118	74	103%	1.7
Termination of Parental Rights	TP	4	5	4	100%	1.3
Truancy/Runaway (Child in Need of Supervision)	TR	3	8	3	100%	2.7
	VA	1	1	1	100%	1.0
Juvenile Total		1,279	2,565	1,334	104.3%	

Totals		2,602	5,748	2,693	103.5%	
---------------	--	--------------	--------------	--------------	---------------	--

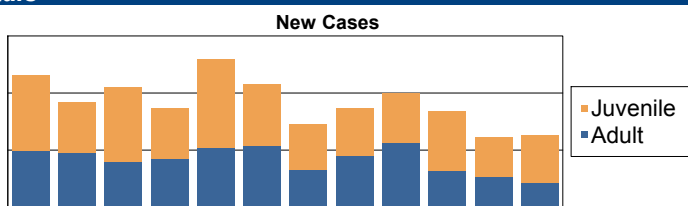


	Total Filings with %	
Custody Visitation (CV)	908	35%
Civil Support (VS)	318	12%
Criminal Misdemeanor (CM)	286	11%
Show Cause (SC)	250	10%
Criminal Felony (CF)	161	6%
Others	679	26%
Total	2,602	100%

Commonwealth of Virginia
Caseload Statistics of the J&DR District Courts
 January 2016 thru December 2016

Carroll

	Filing Type	Filings	Hearings	Concluded	Clearance Rate	Hearings Per Case
Adult						
Protective Order - Non Family Abuse	AP	4	9	4	100%	2.3
Capias	CA	99	321	111	112%	3.0
Criminal Felony	CF	111	341	121	109%	2.9
Criminal Misdemeanor	CM	260	793	270	104%	3.0
Protective Order – Family Abuse	FP	52	110	53	102%	2.1
Motion - Modify Protective Order	MP	11	11	11	100%	1.0
Protective Order - Violation of Protective Order Conviction	PV	4	4	4	100%	1.0
Remand Support	RS	15	15	15	100%	1.0
Show Cause	SC	221	618	235	106%	2.7
Restricted License - Support	SL	2	2	2	100%	1.0
Civil Support	VS	218	417	201	92%	1.9
Adult Total		997	2,641	1,027	103.0%	
Juvenile						
Abuse or Neglect	AN	37	129	32	86%	3.8
Protective Order – Non Family Abuse	AP	1	3	1	100%	3.0
Capias	CA	5	18	5	100%	3.2
Relief of Custody	CR	4	9	2	50%	1.5
Child in Need of Services	CS	6	22	6	100%	3.3
Custody Visitation	CV	712	1,876	596	84%	2.6
Delinquency Felony	DF	11	92	23	209%	4.6
Delinquency Misdemeanor	DM	105	347	124	118%	3.1
Emancipation	EP	1	1	1	100%	1.0
Entrustment Agreement	ET	1	1	1	100%	1.0
Foster Care Review	FC	23	27	23	100%	1.1
Initial Foster Care Review	IF	21	21	21	100%	1.0
Juvenile Support	JS	3	5	2	67%	2.0
Motion - Modify Protective Order	MP	8	8	8	100%	1.0
Permanency Planning	PH	45	54	43	96%	1.2
Paternity	PT	10	19	13	130%	1.8
Remand Custody	RC	13	22	22	169%	1.4
Remand Visitation	RV	15	22	22	147%	1.3
Show Cause	SC	1	4	1	100%	4.0
Status Offense	ST	24	44	28	117%	1.7
Traffic	T	109	141	91	83%	1.6
Termination of Parental Rights	TP	17	21	10	59%	1.3
Truancy/Runaway (Child in Need of Supervision)	TR	39	192	53	136%	3.6
Juvenile Total		1,211	3,078	1,128	93.1%	
Totals		2,208	5,719	2,155	97.6%	

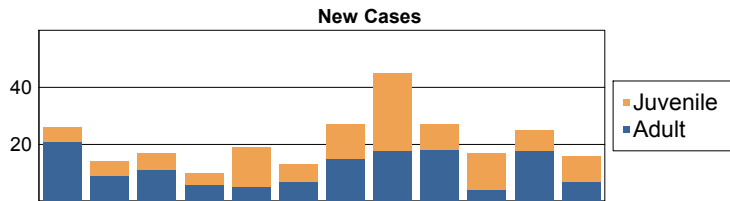


	Total Filings with %	
Custody Visitation (CV)	712	32%
Criminal Misdemeanor (CM)	260	12%
Show Cause (SC)	222	10%
Civil Support (VS)	218	10%
Criminal Felony (CF)	111	5%
Others	685	31%
Total	2,208	100%

Commonwealth of Virginia
Caseload Statistics of the J&DR District Courts
 January 2016 thru December 2016

Charles City

	Filing Type	Filings	Hearings	Concluded	Clearance Rate	Hearings Per Case
Adult						
Capias	CA	9	21	11	122%	2.4
Criminal Felony	CF	15	42	17	113%	2.7
Criminal Misdemeanor	CM	22	62	21	95%	3.0
Protective Order – Family Abuse	FP	7	15	8	114%	2.1
Motion - Modifv Protective Order	MP	2	3	2	100%	1.5
Show Cause	SC	47	150	47	100%	3.4
Restricted License - Support	SL	6	8	5	83%	1.4
Civil Support	VS	31	63	31	100%	2.0
Adult Total		139	364	142	102.2%	
Juvenile						
Custody Visitation	CV	99	258	106	107%	2.6
Delinquency Misdemeanor	DM	11	18	3	27%	1.7
Paternity	PT	1	2	1	100%	2.0
Remand Custody	RC	1	1	1	100%	1.0
Remand Visitation	RV	1	1	1	100%	1.0
Traffic	T	4	8	4	100%	1.8
Juvenile Total		117	288	116	99.1%	
Totals		256	652	258	100.8%	



	Total Filings with %	
Custody Visitation (CV)	99	39%
Show Cause (SC)	47	18%
Civil Support (VS)	31	12%
Criminal Misdemeanor (CM)	22	9%
Criminal Felony (CF)	15	6%
Others	42	16%
Total	256	100%

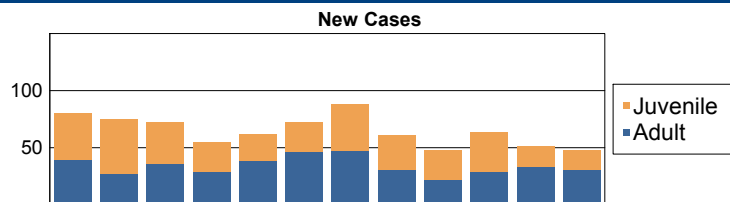
Commonwealth of Virginia
Caseload Statistics of the J&DR District Courts
 January 2016 thru December 2016

Charlotte

	Filing Type	Filings	Hearings	Concluded	Clearance Rate	Hearings Per Case
Adult						
Protective Order - Non Family Abuse	AP	1	2	1	100%	2.0
Capias	CA	32	82	38	119%	2.3
Criminal Felony	CF	54	109	42	78%	2.1
Criminal Misdemeanor	CM	96	275	104	108%	2.7
Protective Order – Family Abuse	FP	23	51	25	109%	2.2
Motion - Modify Protective Order	MP	6	7	6	100%	1.2
Protective Order – Stalking/Acts of Violence	PC	1	1	1	100%	1.0
Protective Order - Violation of Protective Order Conviction	PV	1	1	1	100%	1.0
Remand Support	RS	4	4	4	100%	1.0
Show Cause	SC	94	275	108	115%	3.1
Restricted License - Support	SL	6	8	6	100%	1.3
Civil Support	VS	91	144	97	107%	1.6
Adult Total		409	959	433	105.9%	

Juvenile						
Abuse or Neglect	AN	12	58	18	150%	3.6
Protective Order – Non Family Abuse	AP	1	6	2	200%	3.5
Child in Need of Services	CS	5	16	4	80%	1.0
Custody Visitation	CV	227	463	242	107%	2.0
Delinquency Felony	DF	12	59	13	108%	5.2
Delinquency Misdemeanor	DM	22	102	32	145%	4.7
Foster Care Review	FC	20	20	20	100%	1.0
Initial Foster Care Review	IF	3	3	3	100%	1.0
Motion - Modify Protective Order	MP	3	3	3	100%	1.0
Permanency Planning	PH	6	7	5	83%	1.0
Paternity	PT	2	5	2	100%	2.5
Remand Custody	RC	12	12	12	100%	1.0
Status Offense	ST	15	60	14	93%	5.5
Traffic	T	25	35	22	88%	1.6
Termination of Parental Rights	TP	1	3	1	100%	3.0
Truancy/Runaway (Child in Need of Supervision)	TR	1	12	3	300%	3.0
Juvenile Total		367	864	396	107.9%	

Totals		776	1,823	829	106.8%	
---------------	--	------------	--------------	------------	---------------	--

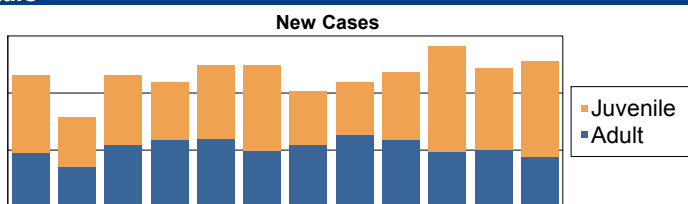


	Total Filings with %	
Custody Visitation (CV)	227	29%
Criminal Misdemeanor (CM)	96	12%
Show Cause (SC)	94	12%
Civil Support (VS)	91	12%
Criminal Felony (CF)	54	7%
Others	214	28%
Total	776	100%

Commonwealth of Virginia
Caseload Statistics of the J&DR District Courts
 January 2016 thru December 2016

Charlottesville

	Filing Type	Filings	Hearings	Concluded	Clearance Rate	Hearings Per Case
Adult						
Protective Order - Non Family Abuse	AP	4	12	2	50%	3.0
Capias	CA	109	319	117	107%	2.7
Criminal Felony	CF	85	295	90	106%	3.4
Criminal Misdemeanor	CM	336	1,071	330	98%	3.1
Protective Order – Family Abuse	FP	101	255	95	94%	2.5
Motion - Modify Protective Order	MP	19	23	20	105%	1.3
Other	OT	7	8	7	100%	1.1
Protective Order – Stalking/Acts of Violence	PC	0	2	2	0%	5.0
Protective Order - Violation of Protective Order Conviction	PV	44	44	44	100%	1.0
Remand Support	RS	6	6	6	100%	1.0
Show Cause	SC	284	911	310	109%	3.2
Restricted License - Support	SL	3	3	3	100%	1.0
Civil Support	VS	253	568	266	105%	2.5
Adult Total		1,251	3,517	1,292	103.3%	
Juvenile						
Abuse or Neglect	AN	56	154	57	102%	2.8
Protective Order – Non Family Abuse	AP	1	2	1	100%	2.0
Relief of Custody	CR	4	8	4	100%	2.0
Child in Need of Services	CS	66	165	59	89%	2.6
Custody Visitation	CV	800	2,196	745	93%	2.9
Delinquency Felony	DF	47	203	29	62%	4.3
Delinquency Misdemeanor	DM	139	521	124	89%	3.7
Entrustment Agreement	ET	4	4	4	100%	1.0
Foster Care Review	FC	59	64	59	100%	1.1
Protective Order – Family Abuse	FP	2	3	2	100%	1.5
Initial Foster Care Review	IF	51	52	51	100%	1.0
Motion - Modify Protective Order	MP	12	17	12	100%	1.4
Protective Order – Stalking/Acts of Violence	PC	4	11	4	100%	2.8
Permanency Planning	PH	100	115	102	102%	1.1
Paternity	PT	22	54	24	109%	2.3
Child at Risk of Abuse or Neglect	RI	9	25	11	122%	2.8
Status Offense	ST	42	84	51	121%	2.0
Traffic	T	37	74	31	84%	2.5
Termination of Parental Rights	TP	46	76	50	109%	1.6
Truancy/Runaway (Child in Need of Supervision)	TR	18	69	19	106%	3.4
	VA	6	6	6	100%	1.0
Juvenile Total		1,525	3,903	1,445	94.8%	
Totals		2,776	7,420	2,737	98.6%	

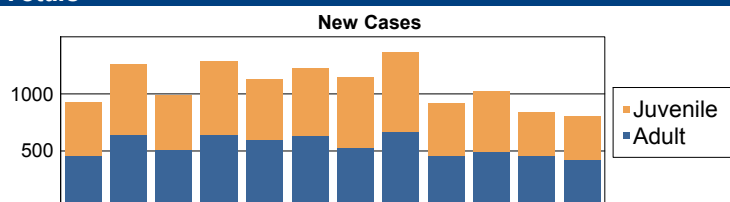


	Total Filings with %	
Custody Visitation (CV)	800	29%
Criminal Misdemeanor (CM)	336	12%
Show Cause (SC)	284	10%
Civil Support (VS)	253	9%
Delinquency Misdemeanor (DM)	139	5%
Others	964	35%
Total	2,776	100%

Commonwealth of Virginia
Caseload Statistics of the J&DR District Courts
 January 2016 thru December 2016

Chesapeake

	Filing Type	Filings	Hearings	Concluded	Clearance Rate	Hearings Per Case
Adult						
Protective Order - Non Family Abuse	AP	16	42	17	106%	2.5
Bond Forfeiture Show Cause	BF	1	1	1	100%	1.0
Capias	CA	585	2,412	818	140%	3.4
Criminal Felony	CF	475	1,732	388	82%	3.8
Criminal Misdemeanor	CM	1,386	4,455	1,475	106%	3.1
Criminal Support	CS	0	4	0	0%	0.0
Protective Order – Family Abuse	FP	436	1,007	433	99%	2.3
Motion - Modify Protective Order	MP	54	78	53	98%	1.4
Other	OT	1	2	1	100%	2.0
Protective Order – Stalking/Acts of Violence	PC	1	1	1	100%	1.0
Violation - Family Abuse Protective Order	PS	1	4	1	100%	4.0
Protective Order - Violation of Protective Order Conviction	PV	17	17	17	100%	1.0
Remand Support	RS	230	230	230	100%	1.0
Show Cause	SC	1,325	3,794	1,427	108%	2.9
Restricted License - Support	SL	2	2	2	100%	1.0
Civil Support	VS	1,964	3,658	2,078	106%	1.9
Adult Total		6,494	17,439	6,942	106.9%	
Juvenile						
Abuse or Neglect	AN	34	155	34	100%	4.7
Protective Order – Non Family Abuse	AP	59	146	62	105%	2.5
Capias	CA	0	1	1	0%	2.0
Relief of Custody	CR	2	13	5	250%	5.6
Child in Need of Services	CS	1	9	2	200%	6.5
Custody Visitation	CV	3,311	7,362	3,552	107%	2.2
Delinquency Felony	DF	394	2,052	375	95%	6.0
Delinquency Misdemeanor	DM	734	2,985	801	109%	3.7
Emancipation	EP	0	1	1	0%	2.0
Entrustment Agreement	ET	4	4	4	100%	1.0
Foster Care Review	FC	47	49	46	98%	1.0
Protective Order – Family Abuse	FP	1	2	1	100%	2.0
Initial Foster Care Review	IF	13	17	12	92%	1.3
Juvenile Support	JS	1	1	0	0%	0.0
Motion - Modify Protective Order	MP	2	3	2	100%	2.0
Protective Order – Stalking/Acts of Violence	PC	2	3	2	100%	2.0
Permanency Planning	PH	40	42	39	98%	1.1
Paternity	PT	65	147	75	115%	2.3
Remand Custody	RC	559	559	559	100%	1.0
Remand Visitation	RV	566	566	566	100%	1.0
Show Cause	SC	18	54	21	117%	3.0
Status Offense	ST	42	125	39	93%	2.9
Traffic	T	409	710	401	98%	1.9
Termination of Parental Rights	TP	14	35	26	186%	1.8
Truancy/Runaway (Child in Need of Supervision)	TR	95	118	91	96%	1.2
	VA	2	2	2	100%	1.0
Juvenile Total		6,415	15,161	6,719	104.7%	
Totals		12,909	32,600	13,661	105.8%	

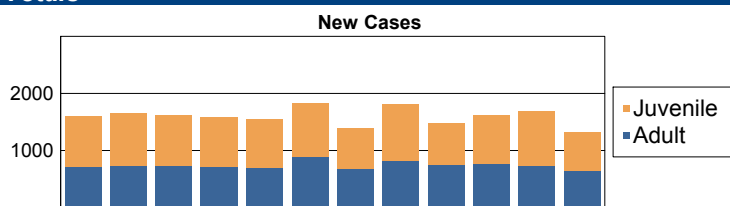


	Total Filings with %
Custody Visitation (CV)	3,311 26%
Civil Support (VS)	1,964 15%
Criminal Misdemeanor (CM)	1,386 11%
Show Cause (SC)	1,343 10%
Delinquency Misdemeanor (DM)	734 6%
Others	4,171 32%
Total	12,909 100%

Commonwealth of Virginia
Caseload Statistics of the J&DR District Courts
 January 2016 thru December 2016

Chesterfield

	Filing Type	Filings	Hearings	Concluded	Clearance Rate	Hearings Per Case
Adult						
Protective Order - Non Family Abuse	AP	19	47	17	89%	2.4
Bond Forfeiture Show Cause	BF	5	10	4	80%	2.3
Capias	CA	501	1,649	612	122%	3.0
Criminal Felony	CF	574	1,914	642	112%	3.2
Criminal Misdemeanor	CM	1,580	4,621	1,549	98%	2.9
Protective Order – Family Abuse	FP	535	1,149	534	100%	2.2
Motion - Modify Protective Order	MP	83	95	84	101%	1.1
Other	OT	11	16	11	100%	1.5
Protective Order – Stalking/Acts of Violence	PC	1	1	1	100%	1.0
Violation - Family Abuse Protective Order	PS	6	11	6	100%	1.8
Protective Order - Violation of Protective Order Conviction	PV	21	21	21	100%	1.0
Remand Support	RS	53	54	53	100%	1.0
Show Cause	SC	2,258	6,502	2,254	100%	2.9
Restricted License - Support	SL	12	13	12	100%	1.1
Civil Support	VS	3,171	5,276	3,177	100%	1.7
Adult Total		8,830	21,379	8,977	101.7%	
Juvenile						
Abuse or Neglect	AN	88	349	89	101%	4.1
Protective Order – Non Family Abuse	AP	4	11	4	100%	2.8
Capias	CA	3	13	7	233%	3.7
Relief of Custody	CR	2	2	2	100%	1.0
Child in Need of Services	CS	23	98	22	96%	3.1
Custody Visitation	CV	6,473	11,773	6,443	100%	1.8
Delinquency Felony	DF	571	2,576	495	87%	4.5
Delinquency Misdemeanor	DM	1,638	6,640	1,770	108%	3.7
Emancipation	EP	2	7	1	50%	1.0
Entrustment Agreement	ET	1	1	1	100%	1.0
Foster Care Review	FC	59	68	54	92%	1.2
Initial Foster Care Review	IF	40	44	40	100%	1.1
Juvenile Support	JS	2	5	1	50%	2.0
Motion - Modify Protective Order	MP	2	2	2	100%	1.0
Permanency Planning	PH	67	81	66	99%	1.2
Paternity	PT	52	129	62	119%	2.2
Remand Custody	RC	51	51	51	100%	1.0
Child at Risk of Abuse or Neglect	RI	0	2	2	0%	5.0
Remand Visitation	RV	48	48	48	100%	1.0
Show Cause	SC	133	631	161	121%	3.9
Status Offense	ST	260	567	265	102%	2.3
Traffic	T	694	1,311	686	99%	2.0
Termination of Parental Rights	TP	64	87	55	86%	1.4
Truancy/Runaway (Child in Need of Supervision)	TR	10	119	24	240%	7.4
	VA	2	2	2	100%	1.0
Juvenile Total		10,289	24,617	10,353	100.6%	
Totals		19,119	45,996	19,330	101.1%	

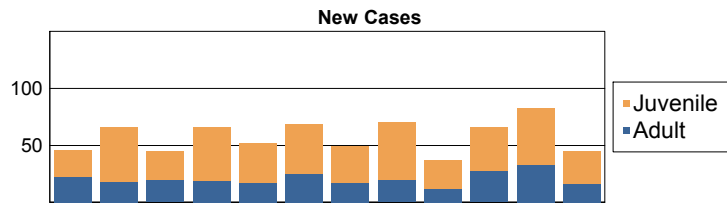


	Total Filings with %	
Custody Visitation (CV)	6,473	34%
Civil Support (VS)	3,171	17%
Show Cause (SC)	2,391	13%
Delinquency Misdemeanor (DM)	1,638	9%
Criminal Misdemeanor (CM)	1,580	8%
Others	3,866	20%
Total	19,119	100%

Commonwealth of Virginia
Caseload Statistics of the J&DR District Courts
 January 2016 thru December 2016

Clarke

	Filing Type	Filings	Hearings	Concluded	Clearance Rate	Hearings Per Case
Adult						
Capias	CA	8	24	10	125%	2.5
Criminal Felony	CF	11	23	10	91%	2.4
Criminal Misdemeanor	CM	56	153	43	77%	2.9
Protective Order – Family Abuse	FP	20	43	22	110%	2.1
Motion - Modifv Protective Order	MP	2	2	2	100%	1.0
Remand Support	RS	25	27	25	100%	1.1
Show Cause	SC	35	89	39	111%	2.8
Restricted License - Support	SL	1	1	1	100%	1.0
Civil Support	VS	90	191	86	96%	2.2
Adult Total		248	553	238	96.0%	
Juvenile						
Abuse or Neglect	AN	4	18	6	150%	3.0
Child in Need of Services	CS	1	3	1	100%	3.0
Custody Visitation	CV	251	613	249	99%	2.2
Delinquency Felony	DF	3	23	10	333%	4.7
Delinquency Misdemeanor	DM	46	154	53	115%	3.1
Foster Care Review	FC	10	11	10	100%	1.1
Initial Foster Care Review	IF	2	2	2	100%	1.0
Permanency Planning	PH	6	8	6	100%	1.3
Paternity	PT	7	10	7	100%	1.1
Remand Custodv	RC	38	38	38	100%	1.0
Remand Visitation	RV	31	31	31	100%	1.0
Show Cause	SC	8	14	5	63%	1.4
Status Offense	ST	7	10	6	86%	1.5
Traffic	T	25	44	30	120%	2.3
Termination of Parental Rights	TP	2	2	2	100%	1.0
Truancy/Runaway (Child in Need of Supervision)	TR	3	7	3	100%	2.3
Juvenile Total		444	988	459	103.4%	
Totals		692	1,541	697	100.7%	

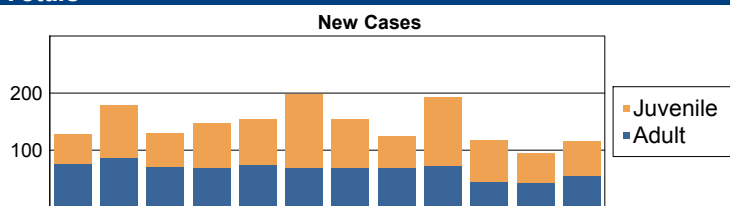


	Total Filings with %	
Custody Visitation (CV)	251	36%
Civil Support (VS)	90	13%
Criminal Misdemeanor (CM)	56	8%
Delinquency Misdemeanor (DM)	46	7%
Show Cause (SC)	43	6%
Others	206	30%
Total	692	100%

Commonwealth of Virginia
Caseload Statistics of the J&DR District Courts
 January 2016 thru December 2016

Colonial Heights

	Filing Type	Filings	Hearings	Concluded	Clearance Rate	Hearings Per Case
Adult						
Protective Order - Non Family Abuse	AP	1	5	2	200%	3.0
Capias	CA	54	151	70	130%	2.7
Criminal Felony	CF	104	314	105	101%	3.0
Criminal Misdemeanor	CM	177	554	204	115%	2.9
Protective Order – Family Abuse	FP	50	104	47	94%	2.1
Motion - Modify Protective Order	MP	7	9	6	86%	1.2
Other	OT	1	4	1	100%	4.0
Remand Support	RS	9	9	9	100%	1.0
Show Cause	SC	170	527	167	98%	3.0
Restricted License - Support	SL	3	3	3	100%	1.0
Civil Support	VS	225	412	225	100%	1.8
Adult Total		801	2,092	839	104.7%	
Juvenile						
Abuse or Neglect	AN	6	35	14	233%	3.4
Protective Order – Non Family Abuse	AP	1	2	1	100%	2.0
Capias	CA	8	50	13	163%	4.8
Relief of Custody	CR	1	2	1	100%	2.0
Child in Need of Services	CS	4	13	4	100%	2.5
Custody Visitation	CV	514	1,162	521	101%	2.2
Delinquency Felony	DF	89	386	96	108%	4.6
Delinquency Misdemeanor	DM	171	727	175	102%	4.4
Foster Care Review	FC	7	7	7	100%	1.0
Initial Foster Care Review	IF	12	20	12	100%	1.3
Permanency Planning	PH	4	4	4	100%	1.0
Paternity	PT	5	6	5	100%	1.2
Remand Custody	RC	9	9	9	100%	1.0
Remand Visitation	RV	9	9	9	100%	1.0
Show Cause	SC	10	83	33	330%	4.4
Status Offense	ST	38	81	45	118%	2.1
Traffic	T	42	77	45	107%	1.9
Termination of Parental Rights	TP	2	2	2	100%	1.0
Truancy/Runaway (Child in Need of Supervision)	TR	4	19	5	125%	5.4
Juvenile Total		936	2,694	1,001	106.9%	
Totals		1,737	4,786	1,840	105.9%	

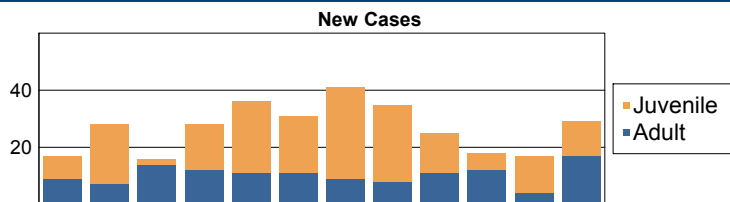


	Total Filings with %	
Custody Visitation (CV)	514	30%
Civil Support (VS)	225	13%
Show Cause (SC)	180	10%
Criminal Misdemeanor (CM)	177	10%
Delinquency Misdemeanor (DM)	171	10%
Others	470	27%
Total	1,737	100%

Commonwealth of Virginia
Caseload Statistics of the J&DR District Courts
 January 2016 thru December 2016

Craig

	Filing Type	Filings	Hearings	Concluded	Clearance Rate	Hearings Per Case
Adult						
Capias	CA	3	15	2	67%	4.5
Criminal Felony	CF	6	22	5	83%	3.6
Criminal Misdemeanor	CM	18	60	24	133%	3.6
Protective Order – Family Abuse	FP	12	27	11	92%	2.3
Motion - Modifv Protective Order	MP	1	1	1	100%	1.0
Remand Support	RS	1	1	1	100%	1.0
Show Cause	SC	32	77	26	81%	2.8
Civil Support	VS	52	97	56	108%	1.7
Adult Total		125	300	126	100.8%	
Juvenile						
Abuse or Neglect	AN	4	17	4	100%	4.3
Child in Need of Services	CS	1	3	1	100%	3.0
Custody Visitation	CV	122	264	117	96%	2.2
Delinquency Felony	DF	9	24	2	22%	3.0
Delinquency Misdemeanor	DM	19	56	13	68%	3.8
Foster Care Review	FC	12	13	12	100%	1.1
Initial Foster Care Review	IF	5	5	5	100%	1.0
Motion - Modify Protective Order	MP	2	8	2	100%	4.0
Permanency Planning	PH	2	2	2	100%	1.0
Remand Custody	RC	3	3	3	100%	1.0
Remand Visitation	RV	2	2	2	100%	1.0
Traffic	T	10	15	9	90%	1.6
Termination of Parental Rights	TP	1	1	1	100%	1.0
Truancy/Runaway (Child in Need of Supervision)	TR	4	16	4	100%	3.5
Juvenile Total		196	429	177	90.3%	
Totals		321	729	303	94.4%	



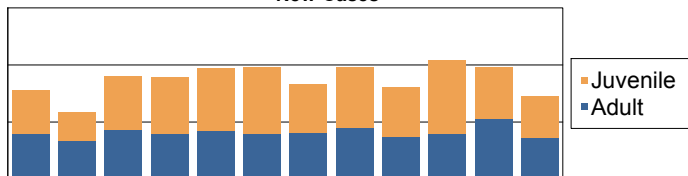
	Total Filings with %	
Custody Visitation (CV)	122	38%
Civil Support (VS)	52	16%
Show Cause (SC)	32	10%
Delinquency Misdemeanor (DM)	19	6%
Criminal Misdemeanor (CM)	18	6%
Others	78	24%
Total	321	100%

Commonwealth of Virginia
Caseload Statistics of the J&DR District Courts
 January 2016 thru December 2016

Culpeper

	Filing Type	Filings	Hearings	Concluded	Clearance Rate	Hearings Per Case
Adult						
Protective Order - Non Family Abuse	AP	5	11	5	100%	2.2
Bond Forfeiture Show Cause	BF	1	1	1	100%	1.0
Capias	CA	83	244	105	127%	2.6
Criminal Felony	CF	109	330	101	93%	3.0
Criminal Misdemeanor	CM	300	1,010	313	104%	3.3
Protective Order – Family Abuse	FP	158	323	149	94%	2.1
Motion - Modify Protective Order	MP	40	53	42	105%	1.4
Other	OT	12	20	12	100%	1.5
Protective Order - Violation of Protective Order Conviction	PV	14	15	14	100%	1.1
Remand Support	RS	15	15	15	100%	1.0
Show Cause	SC	631	1,581	592	94%	2.5
Restricted License - Support	SL	16	18	17	106%	1.5
Civil Support	VS	576	1,089	553	96%	1.9
Adult Total		1,960	4,710	1,919	97.9%	
Juvenile						
Abuse or Neglect	AN	41	131	32	78%	3.7
Protective Order – Non Family Abuse	AP	2	3	2	100%	1.5
Capias	CA	16	50	18	113%	3.0
Relief of Custody	CR	3	8	3	100%	2.7
Child in Need of Services	CS	62	235	64	103%	3.5
Custody Visitation	CV	1,473	3,495	1,402	95%	2.4
Delinquency Felony	DF	69	345	37	54%	5.3
Delinquency Misdemeanor	DM	182	677	186	102%	3.7
Entrustment Agreement	ET	2	3	2	100%	1.5
Foster Care Review	FC	28	35	29	104%	1.2
Protective Order – Family Abuse	FP	3	10	4	133%	3.0
Initial Foster Care Review	IF	14	17	14	100%	1.1
Juvenile Support	JS	1	1	0	0%	0.0
Motion - Modify Protective Order	MP	19	21	19	100%	1.1
Permanency Planning	PH	54	80	63	117%	2.0
Paternity	PT	12	36	14	117%	2.9
Remand Custody	RC	20	21	20	100%	1.1
Child at Risk of Abuse or Neglect	RI	46	156	47	102%	3.3
Remand Visitation	RV	20	21	20	100%	1.1
Show Cause	SC	26	111	34	131%	3.9
Status Offense	ST	39	131	48	123%	3.1
Traffic	T	74	77	69	93%	1.4
Termination of Parental Rights	TP	7	60	12	171%	3.2
Truancy/Runaway (Child in Need of Supervision)	TR	25	108	29	116%	4.1
	VA	1	1	1	100%	1.0
Juvenile Total		2,239	5,833	2,169	96.9%	
Totals		4,199	10,543	4,088	97.4%	

New Cases

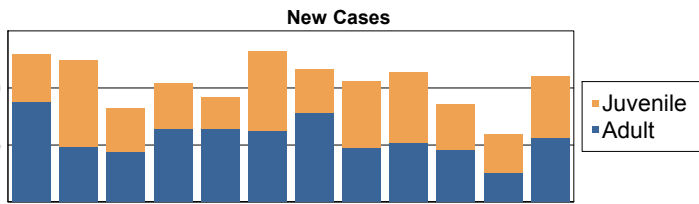


	Total Filings with %	
Custody Visitation (CV)	1,473	35%
Show Cause (SC)	657	16%
Civil Support (VS)	576	14%
Criminal Misdemeanor (CM)	300	7%
Delinquency Misdemeanor (DM)	182	4%
Others	1,011	24%
Total	4,199	100%

Commonwealth of Virginia
Caseload Statistics of the J&DR District Courts
 January 2016 thru December 2016

Cumberland

	Filing Type	Filings	Hearings	Concluded	Clearance Rate	Hearings Per Case
Adult						
Protective Order - Non Family Abuse	AP	4	6	5	125%	1.6
Capias	CA	19	65	23	121%	3.0
Criminal Felony	CF	50	145	41	82%	3.3
Criminal Misdemeanor	CM	98	281	92	94%	3.1
Protective Order – Family Abuse	FP	34	50	33	97%	1.5
Show Cause	SC	71	233	68	96%	4.1
Civil Support	VS	62	161	69	111%	2.5
Adult Total		338	941	331	97.9%	
Juvenile						
Abuse or Neglect	AN	17	69	13	76%	4.3
Protective Order – Non Family Abuse	AP	1	4	1	100%	2.0
Capias	CA	7	21	5	71%	3.4
Relief of Custody	CR	1	4	0	0%	0.0
Child in Need of Services	CS	6	20	8	133%	3.3
Custody Visitation	CV	175	397	193	110%	2.4
Delinquency Felony	DF	2	13	4	200%	3.8
Delinquency Misdemeanor	DM	17	84	27	159%	3.8
Emancipation	EP	1	2	1	100%	2.0
Initial Foster Care Review	IF	4	13	5	125%	2.6
Permanency Planning	PH	2	3	2	100%	1.5
Paternity	PT	8	25	8	100%	2.3
Show Cause	SC	2	2	2	100%	1.0
Status Offense	ST	4	24	8	200%	4.8
Traffic	T	31	54	32	103%	2.0
Truancy/Runaway (Child in Need of Supervision)	TR	12	44	8	67%	4.9
Juvenile Total		290	779	317	109.3%	
Totals		628	1,720	648	103.2%	



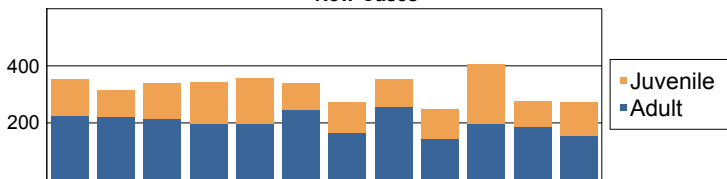
	Total Filings with %	
Custody Visitation (CV)	175	28%
Criminal Misdemeanor (CM)	98	16%
Show Cause (SC)	73	12%
Civil Support (VS)	62	10%
Criminal Felony (CF)	50	8%
Others	170	27%
Total	628	100%

Commonwealth of Virginia
Caseload Statistics of the J&DR District Courts
 January 2016 thru December 2016

Danville

	Filing Type	Filings	Hearings	Concluded	Clearance Rate	Hearings Per Case
Adult						
Protective Order - Non Family Abuse	AP	2	3	2	100%	1.5
Capias	CA	358	1,088	436	122%	2.8
Criminal Felony	CF	78	267	90	115%	3.0
Criminal Misdemeanor	CM	583	1,952	604	104%	3.3
Protective Order – Family Abuse	FP	117	241	117	100%	2.1
Motion - Modify Protective Order	MP	1	1	1	100%	1.0
Other	OT	1	1	1	100%	1.0
Protective Order – Stalking/Acts of Violence	PC	2	2	2	100%	1.0
Protective Order - Violation of Protective Order Conviction	PV	2	2	2	100%	1.0
Show Cause	SC	771	1,875	903	117%	2.4
Restricted License - Support	SL	8	8	8	100%	1.0
Civil Support	VS	482	951	548	114%	2.1
Adult Total		2,405	6,391	2,714	112.8%	
Juvenile						
Abuse or Neglect	AN	17	63	16	94%	3.7
Protective Order – Non Family Abuse	AP	1	2	1	100%	2.0
Relief of Custody	CR	3	4	2	67%	2.0
Child in Need of Services	CS	21	61	17	81%	2.9
Custody Visitation	CV	743	1,509	783	105%	1.8
Delinquency Felony	DF	109	494	90	83%	4.9
Delinquency Misdemeanor	DM	263	1,025	311	118%	3.5
Entrustment Agreement	ET	4	5	4	100%	1.3
Foster Care Review	FC	36	36	35	97%	1.0
Protective Order – Family Abuse	FP	2	5	2	100%	2.5
Initial Foster Care Review	IF	21	22	19	90%	1.1
Juvenile Support	JS	3	5	2	67%	2.0
Permanency Planning	PH	52	71	51	98%	1.4
Paternity	PT	1	2	1	100%	2.0
Show Cause	SC	1	2	1	100%	2.0
Status Offense	ST	115	373	110	96%	3.1
Traffic	T	23	51	29	126%	2.1
Termination of Parental Rights	TP	6	6	4	67%	1.0
Truancy/Runaway (Child in Need of Supervision)	TR	51	175	37	73%	3.6
Juvenile Total		1,472	3,911	1,515	102.9%	
Totals		3,877	10,302	4,229	109.1%	

New Cases

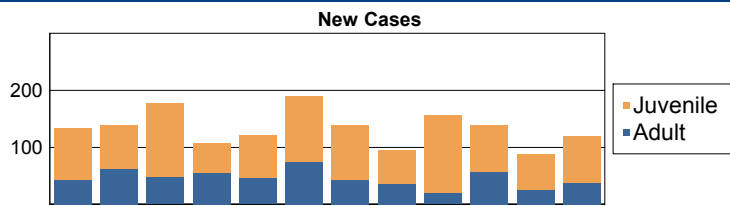


	Total Filings with %	
Show Cause (SC)	772	20%
Custody Visitation (CV)	743	19%
Criminal Misdemeanor (CM)	583	15%
Civil Support (VS)	482	12%
Capias (CA)	358	9%
Others	939	24%
Total	3,877	100%

Commonwealth of Virginia
Caseload Statistics of the J&DR District Courts
 January 2016 thru December 2016

Dickenson

	Filing Type	Filings	Hearings	Concluded	Clearance Rate	Hearings Per Case
Adult						
Protective Order - Non Family Abuse	AP	2	4	3	150%	2.0
Capias	CA	24	65	30	125%	2.6
Criminal Felony	CF	41	104	40	98%	2.4
Criminal Misdemeanor	CM	111	322	125	113%	2.8
Protective Order – Family Abuse	FP	57	127	51	89%	2.1
Motion - Modify Protective Order	MP	15	17	15	100%	1.1
Remand Support	RS	13	13	13	100%	1.0
Show Cause	SC	124	467	161	130%	3.5
Restricted License - Support	SL	2	2	2	100%	1.0
Civil Support	VS	162	357	177	109%	2.3
Adult Total		551	1,478	617	112.0%	
Juvenile						
Abuse or Neglect	AN	57	180	50	88%	3.3
Protective Order – Non Family Abuse	AP	1	4	2	200%	3.0
Child in Need of Services	CS	16	65	23	144%	3.8
Custody Visitation	CV	603	1,392	631	105%	2.3
Delinquency Felony	DF	10	37	5	50%	4.8
Delinquency Misdemeanor	DM	44	140	54	123%	3.4
Entrustment Agreement	ET	20	20	20	100%	1.0
Foster Care Review	FC	36	42	36	100%	1.2
Protective Order – Family Abuse	FP	1	3	2	200%	2.0
Initial Foster Care Review	IF	32	40	32	100%	1.3
Motion - Modify Protective Order	MP	18	22	18	100%	1.2
Permanency Planning	PH	68	80	68	100%	1.2
Paternity	PT	10	24	10	100%	2.4
Child at Risk of Abuse or Neglect	RI	14	48	17	121%	2.9
Show Cause	SC	9	15	9	100%	1.9
Status Offense	ST	32	89	26	81%	3.0
Traffic	T	35	52	42	120%	1.6
Termination of Parental Rights	TP	21	23	21	100%	1.1
Truancy/Runaway (Child in Need of Supervision)	TR	25	80	25	100%	3.4
Juvenile Total		1,052	2,356	1,091	103.7%	
Totals		1,603	3,834	1,708	106.6%	

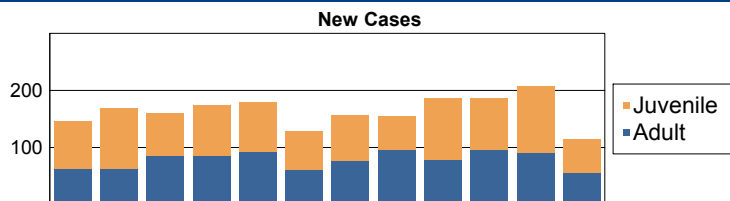


	Total Filings with %	
Custody Visitation (CV)	603	38%
Civil Support (VS)	162	10%
Show Cause (SC)	133	8%
Criminal Misdemeanor (CM)	111	7%
Permanency Planning (PH)	68	4%
Others	526	33%
Total	1,603	100%

Commonwealth of Virginia
Caseload Statistics of the J&DR District Courts
 January 2016 thru December 2016

Dinwiddie

	Filing Type	Filings	Hearings	Concluded	Clearance Rate	Hearings Per Case
Adult						
Capias	CA	80	288	100	125%	3.0
Criminal Felony	CF	100	354	105	105%	3.7
Criminal Misdemeanor	CM	191	786	192	101%	4.2
Protective Order – Family Abuse	FP	49	98	43	88%	1.9
Motion - Modifv Protective Order	MP	11	14	12	109%	1.3
Protective Order – Stalking/Acts of Violence	PC	3	3	3	100%	1.0
Show Cause	SC	227	770	273	120%	3.8
Restricted License - Support	SL	3	3	2	67%	1.0
Civil Support	VS	276	514	286	104%	1.9
Adult Total		940	2,830	1,016	108.1%	
Juvenile						
Abuse or Neglect	AN	24	67	20	83%	3.5
Protective Order – Non Familv Abuse	AP	1	1	1	100%	1.0
Relief of Custody	CR	1	1	1	100%	1.0
Child in Need of Services	CS	4	18	2	50%	5.0
Custody Visitation	CV	747	1,645	740	99%	2.3
Delinquency Felony	DF	30	184	51	170%	4.7
Delinquency Misdemeanor	DM	95	304	103	108%	3.1
Foster Care Review	FC	22	24	22	100%	1.1
Permanency Planning	PH	10	10	10	100%	1.0
Paternity	PT	3	8	2	67%	5.5
Child at Risk of Abuse or Neglect	RI	2	4	2	100%	2.0
Restricted Driver's License	RL	2	2	2	100%	1.0
Show Cause	SC	23	50	23	100%	2.2
Traffic	T	36	72	38	106%	1.9
Termination of Parental Rights	TP	21	52	16	76%	2.9
Truancy/Runaway (Child in Need of Supervision)	TR	0	3	1	0%	7.0
Juvenile Total		1,021	2,445	1,034	101.3%	
Totals		1,961	5,275	2,050	104.5%	



	Total Filings with %	
Custody Visitation (CV)	747	38%
Civil Support (VS)	276	14%
Show Cause (SC)	250	13%
Criminal Misdemeanor (CM)	191	10%
Criminal Felony (CF)	100	5%
Others	397	20%
Total	1,961	100%

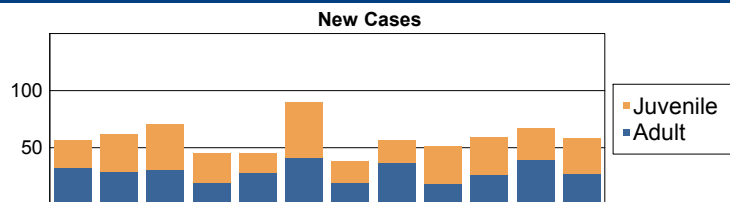
Commonwealth of Virginia
Caseload Statistics of the J&DR District Courts
 January 2016 thru December 2016

Emporia

	Filing Type	Filings	Hearings	Concluded	Clearance Rate	Hearings Per Case
Adult						
Protective Order - Non Family Abuse	AP	1	2	1	100%	2.0
Bond Forfeiture Show Cause	BF	2	3	2	100%	1.5
Capias	CA	38	119	47	124%	3.5
Criminal Felony	CF	18	85	18	100%	5.1
Criminal Misdemeanor	CM	90	350	91	101%	4.1
Protective Order – Family Abuse	FP	9	25	10	111%	2.7
Motion - Modify Protective Order	MP	2	3	2	100%	1.5
Protective Order - Violation of Protective Order Conviction	PV	4	4	4	100%	1.0
Remand Support	RS	1	1	0	0%	0.0
Show Cause	SC	105	351	109	104%	3.7
Restricted License - Support	SL	1	1	1	100%	1.0
Civil Support	VS	75	177	76	101%	2.2
Adult Total		346	1,121	361	104.3%	

Juvenile						
Abuse or Neglect	AN	4	23	5	125%	4.2
Capias	CA	4	14	4	100%	3.8
Child in Need of Services	CS	5	35	4	80%	10.0
Custody Visitation	CV	148	455	167	113%	3.0
Delinquency Felony	DF	34	148	21	62%	4.7
Delinquency Misdemeanor	DM	71	323	71	100%	4.7
Foster Care Review	FC	7	13	7	100%	1.9
Initial Foster Care Review	IF	1	1	1	100%	1.0
Paternity	PT	6	9	4	67%	1.5
Remand Custody	RC	2	2	2	100%	1.0
Restricted Driver's License	RL	1	1	1	100%	1.0
Remand Visitation	RV	2	2	2	100%	1.0
Show Cause	SC	15	44	16	107%	2.6
Status Offense	ST	27	101	31	115%	3.3
Traffic	T	25	53	23	92%	2.5
Termination of Parental Rights	TP	1	4	4	400%	4.0
Juvenile Total		353	1,228	363	102.8%	

Totals		699	2,349	724	103.6%	
---------------	--	------------	--------------	------------	---------------	--

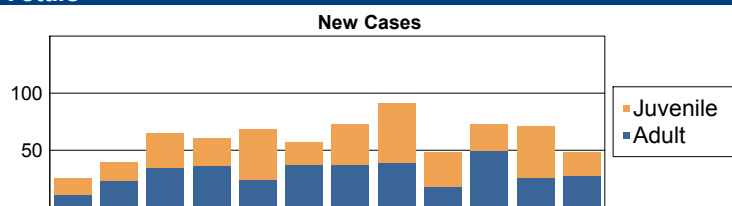


	Total Filings with %	
Custody Visitation (CV)	148	21%
Show Cause (SC)	120	17%
Criminal Misdemeanor (CM)	90	13%
Civil Support (VS)	75	11%
Delinquency Misdemeanor (DM)	71	10%
Others	195	28%
Total	699	100%

Commonwealth of Virginia
Caseload Statistics of the J&DR District Courts
 January 2016 thru December 2016

Essex

	Filing Type	Filings	Hearings	Concluded	Clearance Rate	Hearings Per Case
Adult						
Protective Order - Non Family Abuse	AP	1	2	0	0%	0.0
Capias	CA	29	120	32	110%	3.1
Criminal Felony	CF	33	123	30	91%	3.1
Criminal Misdemeanor	CM	105	305	87	83%	3.3
Protective Order – Family Abuse	FP	20	46	17	85%	2.1
Protective Order – Stalking/Acts of Violence	PC	1	1	1	100%	1.0
Show Cause	SC	66	266	72	109%	4.3
Restricted License - Support	SL	5	11	5	100%	2.2
Civil Support	VS	103	170	99	96%	1.8
Adult Total		363	1,044	343	94.5%	
Juvenile						
Abuse or Neglect	AN	8	22	5	63%	2.8
Capias	CA	1	3	1	100%	3.0
Child in Need of Services	CS	4	13	6	150%	2.8
Custody Visitation	CV	180	341	184	102%	2.0
Delinquency Felony	DF	18	54	14	78%	3.9
Delinquency Misdemeanor	DM	45	187	47	104%	3.9
Foster Care Review	FC	8	8	6	75%	1.0
Protective Order – Family Abuse	FP	3	8	1	33%	8.0
Initial Foster Care Review	IF	8	8	7	88%	1.0
Motion - Modify Protective Order	MP	1	6	1	100%	6.0
Permanency Planning	PH	13	13	9	69%	1.0
Paternity	PT	3	3	0	0%	0.0
Child at Risk of Abuse or Neglect	RI	0	7	3	0%	5.3
Show Cause	SC	3	6	4	133%	2.0
Status Offense	ST	13	71	10	77%	4.4
Traffic	T	46	60	49	107%	1.6
Termination of Parental Rights	TP	2	2	0	0%	0.0
Juvenile Total		356	812	347	97.5%	
Totals		719	1,856	690	96.0%	

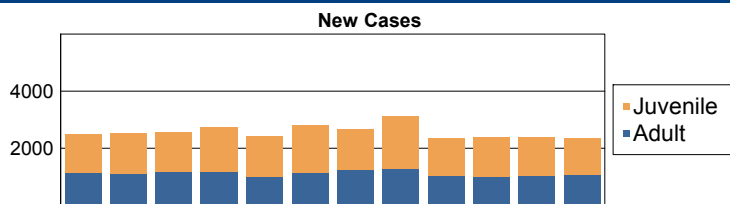


	Total Filings with %	
Custody Visitation (CV)	180	25%
Criminal Misdemeanor (CM)	105	15%
Civil Support (VS)	103	14%
Show Cause (SC)	69	10%
Traffic (T)	46	6%
Others	216	30%
Total	719	100%

Commonwealth of Virginia
Caseload Statistics of the J&DR District Courts
 January 2016 thru December 2016

Fairfax

	Filing Type	Filings	Hearings	Concluded	Clearance Rate	Hearings Per Case
Adult						
Protective Order - Non Family Abuse	AP	7	13	7	100%	1.9
Bond Forfeiture Show Cause	BF	6	15	8	133%	2.1
Capias	CA	638	1,721	723	113%	2.5
Criminal Felony	CF	745	2,204	752	101%	3.0
Criminal Misdemeanor	CM	2,454	7,145	2,432	99%	2.9
Criminal Support	CS	1	1	1	100%	1.0
Protective Order – Family Abuse	FP	918	2,078	869	95%	2.3
Motion - Modify Protective Order	MP	130	158	123	95%	1.2
Other	OT	2,700	2,927	2,633	98%	1.1
Protective Order – Stalking/Acts of Violence	PC	66	68	66	100%	1.0
Violation - Family Abuse Protective Order	PS	6	6	4	67%	1.0
Protective Order - Violation of Protective Order Conviction	PV	29	31	30	103%	1.1
Remand Support	RS	71	74	68	96%	1.0
Show Cause	SC	1,692	3,407	1,656	98%	2.0
Restricted License - Support	SL	35	43	33	94%	1.2
Civil Support	VS	3,822	6,275	3,532	92%	1.7
Adult Total		13,320	26,166	12,937	97.1%	
Juvenile						
Abuse or Neglect	AN	160	571	166	104%	3.7
Protective Order – Non Family Abuse	AP	6	15	4	67%	2.3
Capias	CA	113	348	133	118%	2.8
Child in Need of Services	CS	12	22	12	100%	1.8
Custody Visitation	CV	9,673	15,379	8,993	93%	1.6
Delinquency Felony	DF	665	2,304	701	105%	3.3
Delinquency Misdemeanor	DM	1,562	4,387	1,509	97%	2.8
Emancipation	EP	1	1	1	100%	1.0
Entrustment Agreement	ET	5	8	6	120%	2.2
Foster Care Review	FC	175	203	153	87%	1.1
Protective Order – Family Abuse	FP	11	26	11	100%	2.4
Initial Foster Care Review	IF	67	74	63	94%	1.1
Juvenile Support	JS	1	2	0	0%	0.0
Motion - Modifv Protective Order	MP	9	12	7	78%	1.3
Permanency Planning	PH	220	277	198	90%	1.3
Violation - Family Abuse Protective Order	PS	1	4	2	200%	2.5
Paternity	PT	28	46	32	114%	1.7
Remand Custody	RC	79	79	75	95%	1.0
Remand Visitation	RV	75	75	72	96%	1.0
Show Cause	SC	189	395	163	86%	2.1
Status Offense	ST	2,616	3,221	2,542	97%	1.2
Traffic	T	1,611	2,151	1,507	94%	1.6
Termination of Parental Rights	TP	64	126	82	128%	2.0
Truancy/Runaway (Child in Need of Supervision)	TR	68	200	51	75%	2.9
	VA	6	6	3	50%	1.0
Juvenile Total		17,417	29,932	16,486	94.7%	
Totals		30,737	56,098	29,423	95.7%	



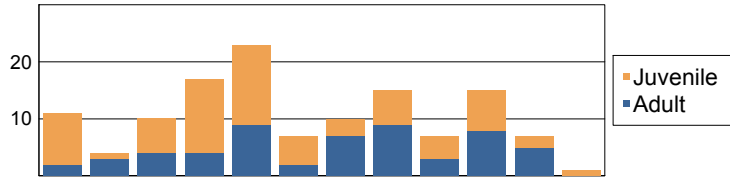
	Total Filings with %	
Custody Visitation (CV)	9,673	31%
Civil Support (VS)	3,822	12%
Other (OT)	2,700	9%
Status Offense (ST)	2,616	9%
Criminal Misdemeanor (CM)	2,454	8%
Others	9,472	31%
Total	30,737	100%

Commonwealth of Virginia
Caseload Statistics of the J&DR District Courts
 January 2016 thru December 2016

Falls Church

	Filing Type	Filings	Hearings	Concluded	Clearance Rate	Hearings Per Case
Adult						
Capias	CA	1	3	2	200%	2.0
Criminal Felony	CF	12	55	12	100%	4.4
Criminal Misdemeanor	CM	19	61	19	100%	2.4
Protective Order – Family Abuse	FP	1	3	0	0%	0.0
Show Cause	SC	12	21	10	83%	1.9
Civil Support	VS	11	14	11	100%	1.3
Adult Total		56	157	54	96.4%	
Juvenile						
Abuse or Neglect	AN	1	6	1	100%	6.0
Capias	CA	1	3	1	100%	3.0
Child in Need of Services	CS	0	7	0	0%	0.0
Custody Visitation	CV	12	20	10	83%	1.4
Delinquency Felony	DF	6	22	10	167%	3.7
Delinquency Misdemeanor	DM	33	98	37	112%	3.2
Show Cause	SC	5	21	8	160%	2.9
Status Offense	ST	6	10	2	33%	1.0
Traffic	T	2	3	3	150%	1.3
Truancy/Runaway (Child in Need of Supervision)	TR	5	29	4	80%	5.0
Juvenile Total		71	219	76	107.0%	
Totals		127	376	130	102.4%	

New Cases

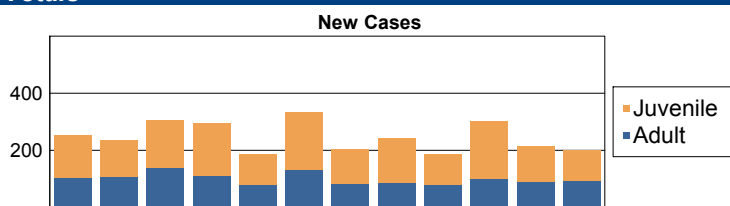


	Total Filings with %	
Delinquency Misdemeanor (DM)	33	26%
Criminal Misdemeanor (CM)	19	15%
Show Cause (SC)	17	13%
Criminal Felony (CF)	12	9%
Custody Visitation (CV)	12	9%
Others	34	27%
Total	127	100%

Commonwealth of Virginia
Caseload Statistics of the J&DR District Courts
 January 2016 thru December 2016

Fauquier

	Filing Type	Filings	Hearings	Concluded	Clearance Rate	Hearings Per Case
Adult						
Protective Order - Non Family Abuse	AP	3	4	3	100%	1.3
Capias	CA	72	222	73	101%	2.8
Criminal Felony	CF	104	288	71	68%	3.2
Criminal Misdemeanor	CM	203	663	221	109%	3.3
Criminal Support	CS	2	7	1	50%	5.0
Protective Order – Family Abuse	FP	109	240	102	94%	2.2
Motion - Modify Protective Order	MP	24	31	25	104%	1.3
Other	OT	10	14	12	120%	1.5
Protective Order – Stalking/Acts of Violence	PC	5	9	5	100%	1.8
Violation - Family Abuse Protective Order	PS	2	2	2	100%	1.0
Remand Support	RS	16	16	16	100%	1.0
Show Cause	SC	244	628	265	109%	2.5
Restricted License - Support	SL	11	16	11	100%	1.6
Civil Support	VS	394	735	393	100%	1.8
Adult Total		1,199	2,875	1,200	100.1%	
Juvenile						
Abuse or Neglect	AN	36	139	31	86%	3.7
Protective Order – Non Family Abuse	AP	9	19	9	100%	2.1
Capias	CA	3	7	3	100%	2.3
Relief of Custody	CR	4	5	3	75%	1.3
Child in Need of Services	CS	5	12	6	120%	3.2
Custody Visitation	CV	1,134	2,156	1,021	90%	1.9
Delinquency Felony	DF	29	153	32	110%	3.9
Delinquency Misdemeanor	DM	170	482	190	112%	2.7
Entrustment Agreement	ET	11	12	11	100%	1.1
Foster Care Review	FC	53	68	56	106%	1.2
Protective Order – Family Abuse	FP	1	1	1	100%	1.0
Initial Foster Care Review	IF	20	25	20	100%	1.2
Motion - Modify Protective Order	MP	12	15	15	125%	1.3
Permanency Planning	PH	33	56	28	85%	1.5
Paternity	PT	14	39	13	93%	2.9
Remand Custody	RC	28	28	28	100%	1.0
Child at Risk of Abuse or Neglect	RI	13	43	16	123%	3.2
Remand Visitation	RV	26	26	26	100%	1.0
Show Cause	SC	6	13	6	100%	2.2
Status Offense	ST	4	5	4	100%	2.8
Traffic	T	114	118	125	110%	1.5
Termination of Parental Rights	TP	25	73	28	112%	2.6
Truancy/Runaway (Child in Need of Supervision)	TR	6	21	5	83%	4.0
Juvenile Total		1,756	3,516	1,677	95.5%	
Totals		2,955	6,391	2,877	97.4%	

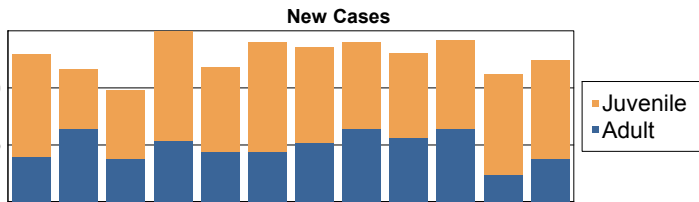


	Total Filings with %	
Custody Visitation (CV)	1,134	38%
Civil Support (VS)	394	13%
Show Cause (SC)	250	8%
Criminal Misdemeanor (CM)	203	7%
Delinquency Misdemeanor (DM)	170	6%
Others	804	27%
Total	2,955	100%

Commonwealth of Virginia
Caseload Statistics of the J&DR District Courts
 January 2016 thru December 2016

Floyd

	Filing Type	Filings	Hearings	Concluded	Clearance Rate	Hearings Per Case
Adult						
Protective Order - Non Family Abuse	AP	1	2	1	100%	2.0
Capias	CA	11	17	8	73%	2.0
Criminal Felony	CF	21	61	24	114%	2.6
Criminal Misdemeanor	CM	74	221	82	111%	2.6
Protective Order – Family Abuse	FP	23	58	22	96%	2.2
Other	OT	1	6	3	300%	3.3
Protective Order - Violation of Protective Order Conviction	PV	1	1	1	100%	1.0
Show Cause	SC	75	196	78	104%	2.5
Civil Support	VS	84	147	78	93%	1.8
Adult Total		291	709	297	102.1%	
Juvenile						
Abuse or Neglect	AN	17	80	16	94%	4.4
Protective Order – Non Familv Abuse	AP	1	2	1	100%	2.0
Capias	CA	0	2	1	0%	3.0
Child in Need of Services	CS	7	14	3	43%	2.3
Custody Visitation	CV	257	560	234	91%	2.0
Delinquency Felony	DF	28	84	24	86%	3.5
Delinquency Misdemeanor	DM	76	224	69	91%	3.2
Emancipation	EP	1	2	1	100%	2.0
Foster Care Review	FC	8	9	8	100%	1.0
Protective Order – Familv Abuse	FP	1	2	1	100%	2.0
Initial Foster Care Review	IF	5	9	5	100%	1.6
Permanency Planning	PH	2	2	2	100%	1.0
Remand Custody	RC	3	3	3	100%	1.0
Remand Visitation	RV	3	3	3	100%	1.0
Show Cause	SC	2	3	2	100%	1.5
Status Offense	ST	11	21	13	118%	2.2
Traffic	T	47	76	39	83%	1.7
Truancy/Runaway (Child in Need of Supervision)	TR	8	27	8	100%	3.0
Juvenile Total		477	1,123	433	90.8%	
Totals		768	1,832	730	95.1%	



	Total Filings with %	
Custody Visitation (CV)	257	33%
Civil Support (VS)	84	11%
Show Cause (SC)	77	10%
Delinquency Misdemeanor (DM)	76	10%
Criminal Misdemeanor (CM)	74	10%
Others	200	26%
Total	768	100%

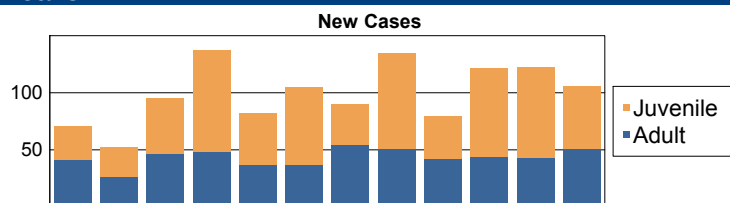
Commonwealth of Virginia
Caseload Statistics of the J&DR District Courts
 January 2016 thru December 2016

Fluvanna

	Filing Type	Filings	Hearings	Concluded	Clearance Rate	Hearings Per Case
Adult						
Protective Order - Non Family Abuse	AP	5	10	5	100%	2.0
Capias	CA	32	101	44	138%	2.9
Criminal Felony	CF	42	99	40	95%	2.4
Criminal Misdemeanor	CM	92	250	97	105%	2.8
Protective Order – Family Abuse	FP	29	76	32	110%	2.6
Motion - Modify Protective Order	MP	17	25	18	106%	1.4
Other	OT	2	2	2	100%	1.0
Protective Order – Stalking/Acts of Violence	PC	1	1	1	100%	1.0
Protective Order - Violation of Protective Order Conviction	PV	2	2	2	100%	1.0
Remand Support	RS	41	41	41	100%	1.0
Show Cause	SC	127	416	145	114%	3.6
Restricted License - Support	SL	1	1	1	100%	1.0
Civil Support	VS	129	289	120	93%	2.2
Adult Total		520	1,313	548	105.4%	

Juvenile						
Abuse or Neglect	AN	4	20	7	175%	4.0
Protective Order – Non Family Abuse	AP	5	10	5	100%	2.0
Capias	CA	1	5	2	200%	3.0
Relief of Custody	CR	1	3	1	100%	3.0
Child in Need of Services	CS	12	36	8	67%	3.4
Custody Visitation	CV	420	1,571	410	98%	3.8
Delinquency Felony	DF	14	69	18	129%	3.7
Delinquency Misdemeanor	DM	42	269	136	324%	3.5
Foster Care Review	FC	6	6	6	100%	1.0
Initial Foster Care Review	IF	5	5	4	80%	1.0
Juvenile Support	JS	1	5	0	0%	0.0
Motion - Modify Protective Order	MP	4	4	4	100%	1.0
Permanency Planning	PH	13	15	13	100%	1.2
Paternity	PT	4	11	2	50%	2.5
Remand Custody	RC	37	37	36	97%	1.0
Remand Visitation	RV	36	36	36	100%	1.0
Show Cause	SC	10	36	7	70%	4.1
Status Offense	ST	3	11	3	100%	3.7
Traffic	T	41	53	35	85%	1.5
Termination of Parental Rights	TP	12	17	12	100%	1.4
Truancy/Runaway (Child in Need of Supervision)	TR	3	8	1	33%	1.0
	VA	1	1	0	0%	0.0
Juvenile Total		675	2,228	746	110.5%	

Totals	1,195	3,541	1,294	108.3%
---------------	--------------	--------------	--------------	---------------

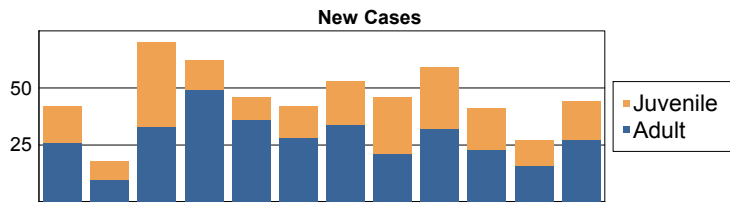


	Total Filings with %	
Custody Visitation (CV)	420	35%
Show Cause (SC)	137	11%
Civil Support (VS)	129	11%
Criminal Misdemeanor (CM)	92	8%
Criminal Felony (CF)	42	4%
Others	375	31%
Total	1,195	100%

Commonwealth of Virginia
Caseload Statistics of the J&DR District Courts
 January 2016 thru December 2016

Franklin City

	Filing Type	Filings	Hearings	Concluded	Clearance Rate	Hearings Per Case
Adult						
Protective Order - Non Family Abuse	AP	2	4	2	100%	2.0
Capias	CA	16	60	23	144%	2.9
Criminal Felony	CF	36	116	33	92%	3.4
Criminal Misdemeanor	CM	86	265	81	94%	3.1
Protective Order – Family Abuse	FP	16	37	15	94%	2.3
Motion - Modify Protective Order	MP	2	2	2	100%	1.0
Remand Support	RS	3	3	3	100%	1.0
Show Cause	SC	90	350	108	120%	3.9
Civil Support	VS	84	160	86	102%	2.0
Adult Total		335	997	353	105.4%	
Juvenile						
Abuse or Neglect	AN	6	18	6	100%	3.0
Protective Order - Non Family Abuse	AP	2	4	2	100%	2.0
Relief of Custody	CR	1	1	0	0%	0.0
Custody Visitation	CV	157	302	160	102%	2.3
Delinquency Felony	DF	2	20	5	250%	5.2
Delinquency Misdemeanor	DM	7	42	11	157%	4.5
Foster Care Review	FC	5	6	5	100%	1.2
Initial Foster Care Review	IF	2	2	2	100%	1.0
Juvenile Support	JS	1	1	1	100%	1.0
Paternity	PT	2	3	1	50%	2.0
Remand Custody	RC	7	7	7	100%	1.0
Remand Visitation	RV	5	5	5	100%	1.0
Show Cause	SC	0	5	1	0%	6.0
Traffic	T	18	42	17	94%	2.2
Juvenile Total		215	458	223	103.7%	
Totals		550	1,455	576	104.7%	



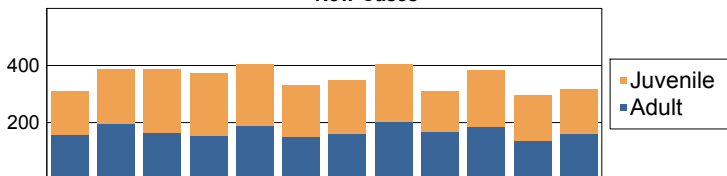
	Total Filings with %	
Custody Visitation (CV)	157	29%
Show Cause (SC)	90	16%
Criminal Misdemeanor (CM)	86	16%
Civil Support (VS)	84	15%
Criminal Felony (CF)	36	7%
Others	97	18%
Total	550	100%

Commonwealth of Virginia
Caseload Statistics of the J&DR District Courts
 January 2016 thru December 2016

Franklin County

	Filing Type	Filings	Hearings	Concluded	Clearance Rate	Hearings Per Case
Adult						
Protective Order - Non Family Abuse	AP	9	19	10	111%	2.3
Capias	CA	152	400	167	110%	2.6
Criminal Felony	CF	236	428	246	104%	1.9
Criminal Misdemeanor	CM	597	1,546	599	100%	2.6
Protective Order – Family Abuse	FP	115	264	115	100%	2.2
Motion - Modify Protective Order	MP	16	19	16	100%	1.2
Other	OT	8	8	8	100%	1.0
Protective Order – Stalking/Acts of Violence	PC	1	1	1	100%	1.0
Protective Order - Violation of Protective Order Conviction	PV	2	2	2	100%	1.0
Remand Support	RS	69	69	69	100%	1.0
Show Cause	SC	319	1,099	357	112%	3.4
Restricted License - Support	SL	10	11	10	100%	1.1
Civil Support	VS	487	789	473	97%	1.7
Adult Total		2,021	4,655	2,073	102.6%	
Juvenile						
Abuse or Neglect	AN	89	430	90	101%	4.9
Protective Order – Non Family Abuse	AP	1	2	1	100%	2.0
Capias	CA	2	3	2	100%	1.5
Relief of Custody	CR	4	4	4	100%	1.0
Child in Need of Services	CS	35	236	31	89%	4.8
Custody Visitation	CV	1,157	2,211	1,182	102%	2.1
Delinquency Felony	DF	46	255	47	102%	5.3
Delinquency Misdemeanor	DM	296	1,383	263	89%	4.3
Entrustment Agreement	ET	5	7	4	80%	1.5
Foster Care Review	FC	35	35	35	100%	1.0
Initial Foster Care Review	IF	27	27	26	96%	1.0
Motion - Modify Protective Order	MP	17	28	17	100%	1.6
Permanency Planning	PH	50	63	49	98%	1.2
Paternity	PT	12	26	12	100%	2.3
Remand Custody	RC	99	99	99	100%	1.0
Child at Risk of Abuse or Neglect	RI	4	4	4	100%	1.0
Remand Visitation	RV	101	101	101	100%	1.0
Show Cause	SC	1	2	1	100%	2.0
Status Offense	ST	37	146	40	108%	6.6
Traffic	T	117	186	124	106%	1.7
Termination of Parental Rights	TP	36	65	34	94%	1.9
Truancy/Runaway (Child in Need of Supervision)	TR	52	260	40	77%	4.5
	VA	3	4	3	100%	1.3
Juvenile Total		2,226	5,577	2,209	99.2%	
Totals		4,247	10,232	4,282	100.8%	

New Cases

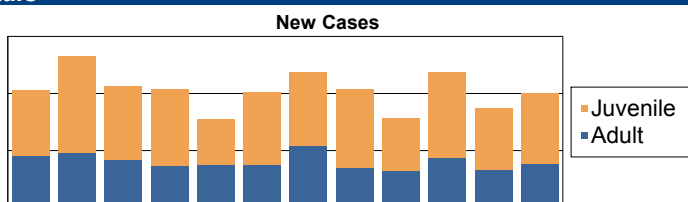


	Total Filings with %	
Custody Visitation (CV)	1,157	27%
Criminal Misdemeanor (CM)	597	14%
Civil Support (VS)	487	11%
Show Cause (SC)	320	8%
Delinquency Misdemeanor (DM)	296	7%
Others	1,390	33%
Total	4,247	100%

Commonwealth of Virginia
Caseload Statistics of the J&DR District Courts
 January 2016 thru December 2016

Frederick

	Filing Type	Filings	Hearings	Concluded	Clearance Rate	Hearings Per Case
Adult						
Protective Order - Non Family Abuse	AP	2	5	2	100%	2.5
Capias	CA	98	251	117	119%	2.3
Criminal Felony	CF	76	207	75	99%	3.0
Criminal Misdemeanor	CM	327	976	342	105%	3.0
Protective Order – Family Abuse	FP	177	386	173	98%	2.2
Motion - Modify Protective Order	MP	8	12	8	100%	1.5
Other	OT	3	3	3	100%	1.0
Violation - Family Abuse Protective Order	PS	1	1	1	100%	1.0
Protective Order - Violation of Protective Order Conviction	PV	1	1	1	100%	1.0
Restricted Driver's License	RL	1	1	1	100%	1.0
Remand Support	RS	130	130	130	100%	1.0
Show Cause	SC	469	976	495	106%	2.1
Restricted License - Support	SL	33	34	32	97%	1.0
Civil Support	VS	613	1,197	644	105%	1.9
Adult Total		1,939	4,180	2,024	104.4%	
Juvenile						
Abuse or Neglect	AN	33	89	27	82%	3.1
Protective Order – Non Family Abuse	AP	7	22	6	86%	2.8
Relief of Custody	CR	2	2	2	100%	1.0
Child in Need of Services	CS	14	27	14	100%	2.2
Custody Visitation	CV	1,687	3,857	1,767	105%	2.3
Delinquency Felony	DF	58	244	67	116%	4.1
Delinquency Misdemeanor	DM	245	730	269	110%	2.8
Entrustment Agreement	ET	8	12	10	125%	1.4
Foster Care Review	FC	23	26	23	100%	1.1
Initial Foster Care Review	IF	19	21	20	105%	1.1
Juvenile Support	JS	3	3	3	100%	1.0
Motion - Modify Protective Order	MP	7	7	7	100%	1.0
Permanency Planning	PH	86	112	83	97%	1.2
Paternity	PT	106	187	111	105%	1.8
Remand Custody	RC	206	206	206	100%	1.0
Child at Risk of Abuse or Neglect	RI	2	5	1	50%	4.0
Remand Visitation	RV	193	193	193	100%	1.0
Show Cause	SC	5	7	4	80%	1.5
Status Offense	ST	44	73	40	91%	1.6
Traffic	T	205	145	200	98%	1.2
Termination of Parental Rights	TP	11	14	10	91%	1.4
Truancy/Runaway (Child in Need of Supervision)	TR	22	38	20	91%	1.8
Juvenile Total		2,986	6,020	3,083	103.2%	
Totals		4,925	10,200	5,107	103.7%	

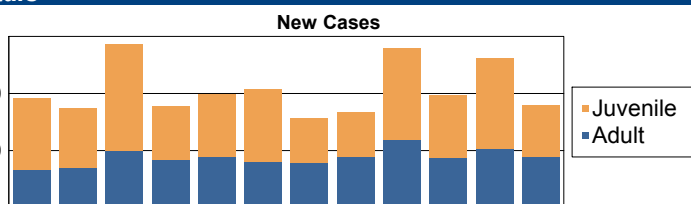


	Total Filings with %	
Custody Visitation (CV)	1,687	34%
Civil Support (VS)	613	12%
Show Cause (SC)	474	10%
Criminal Misdemeanor (CM)	327	7%
Delinquency Misdemeanor (DM)	245	5%
Others	1,579	32%
Total	4,925	100%

Commonwealth of Virginia
Caseload Statistics of the J&DR District Courts
 January 2016 thru December 2016

Fredericksburg

	Filing Type	Filings	Hearings	Concluded	Clearance Rate	Hearings Per Case
Adult						
Protective Order - Non Family Abuse	AP	2	6	1	50%	3.0
Capias	CA	90	221	88	98%	2.4
Criminal Felony	CF	94	271	79	84%	3.2
Criminal Misdemeanor	CM	270	846	261	97%	3.0
Protective Order – Family Abuse	FP	81	184	82	101%	2.3
Motion - Modify Protective Order	MP	18	19	18	100%	1.1
Other	OT	2	2	2	100%	1.0
Protective Order – Stalking/Acts of Violence	PC	2	5	2	100%	2.5
Violation - Family Abuse Protective Order	PS	1	1	1	100%	1.0
Protective Order - Violation of Protective Order Conviction	PV	14	14	14	100%	1.0
Remand Support	RS	6	6	6	100%	1.0
Show Cause	SC	213	676	226	106%	2.9
Restricted License - Support	SL	19	22	19	100%	1.2
Civil Support	VS	244	544	267	109%	2.1
Adult Total		1,056	2,817	1,066	100.9%	
Juvenile						
Abuse or Neglect	AN	28	97	31	111%	3.8
Capias	CA	3	3	2	67%	1.0
Relief of Custody	CR	3	3	2	67%	1.0
Child in Need of Services	CS	3	29	1	33%	2.0
Custody Visitation	CV	940	1,914	953	101%	2.1
Delinquency Felony	DF	57	423	47	82%	8.0
Delinquency Misdemeanor	DM	132	997	122	92%	7.3
Entrustment Agreement	ET	2	4	3	150%	2.0
Foster Care Review	FC	16	20	18	113%	1.2
Initial Foster Care Review	IF	19	19	19	100%	1.0
Motion - Modify Protective Order	MP	4	4	4	100%	1.0
Protective Order – Stalking/Acts of Violence	PC	1	2	1	100%	2.0
Permanency Planning	PH	11	23	17	155%	1.9
Paternity	PT	68	124	64	94%	1.9
Remand Custody	RC	8	8	8	100%	1.0
Child at Risk of Abuse or Neglect	RI	1	6	2	200%	4.0
Remand Visitation	RV	8	8	8	100%	1.0
Show Cause	SC	25	50	14	56%	2.0
Status Offense	ST	5	16	4	80%	4.8
Traffic	T	69	162	76	110%	2.4
Termination of Parental Rights	TP	20	31	24	120%	1.7
Truancy/Runaway (Child in Need of Supervision)	TR	0	3	1	0%	6.0
Juvenile Total		1,423	3,946	1,421	99.9%	
Totals		2,479	6,763	2,487	100.3%	

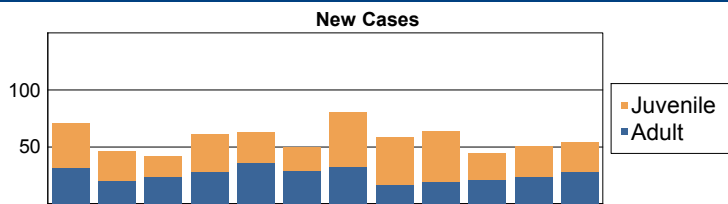


	Total Filings with %	
Custody Visitation (CV)	940	38%
Criminal Misdemeanor (CM)	270	11%
Civil Support (VS)	244	10%
Show Cause (SC)	238	10%
Delinquency Misdemeanor (DM)	132	5%
Others	655	26%
Total	2,479	100%

Commonwealth of Virginia
Caseload Statistics of the J&DR District Courts
 January 2016 thru December 2016

Galax

	Filing Type	Filings	Hearings	Concluded	Clearance Rate	Hearings Per Case
Adult						
Capias	CA	19	60	21	111%	2.9
Criminal Felony	CF	32	106	37	116%	3.1
Criminal Misdemeanor	CM	125	380	133	106%	3.1
Protective Order – Family Abuse	FP	15	32	12	80%	2.2
Motion - Modifv Protective Order	MP	7	7	7	100%	1.0
Protective Order - Violation of Protective Order Conviction	PV	4	4	4	100%	1.0
Show Cause	SC	56	172	62	111%	2.7
Civil Support	VS	54	109	61	113%	2.0
Adult Total		312	870	337	108.0%	
Juvenile						
Abuse or Neglect	AN	10	39	10	100%	3.9
Protective Order – Non Family Abuse	AP	1	2	1	100%	2.0
Child in Need of Services	CS	5	13	3	60%	2.3
Custody Visitation	CV	202	459	207	102%	2.2
Delinquency Felony	DF	15	97	26	173%	4.2
Delinquency Misdemeanor	DM	45	151	52	116%	3.0
Foster Care Review	FC	10	10	7	70%	1.0
Initial Foster Care Review	IF	9	9	9	100%	1.0
Paternity	PT	3	6	2	67%	1.5
Remand Custody	RC	4	4	4	100%	1.0
Child at Risk of Abuse or Neglect	RI	4	12	4	100%	3.0
Show Cause	SC	6	13	5	83%	2.4
Status Offense	ST	14	33	5	36%	2.4
Traffic	T	40	79	40	100%	2.0
Truancy/Runaway (Child in Need of Supervision)	TR	6	18	5	83%	3.4
Juvenile Total		374	945	380	101.6%	
Totals		686	1,815	717	104.5%	



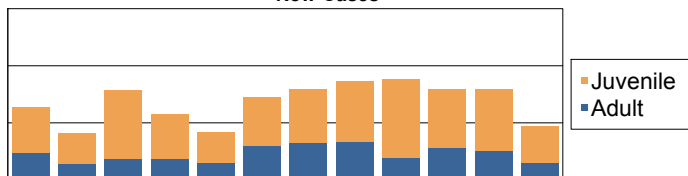
	Total Filings with %	
Custody Visitation (CV)	202	29%
Criminal Misdemeanor (CM)	125	18%
Show Cause (SC)	62	9%
Civil Support (VS)	54	8%
Delinquency Misdemeanor (DM)	45	7%
Others	198	29%
Total	686	100%

Commonwealth of Virginia
Caseload Statistics of the J&DR District Courts
 January 2016 thru December 2016

Giles

	Filing Type	Filings	Hearings	Concluded	Clearance Rate	Hearings Per Case
Adult						
Protective Order - Non Family Abuse	AP	1	1	1	100%	1.0
Capias	CA	13	32	16	123%	2.2
Criminal Felony	CF	46	124	45	98%	2.5
Criminal Misdemeanor	CM	117	329	86	74%	3.1
Protective Order – Family Abuse	FP	37	77	39	105%	2.1
Motion - Modify Protective Order	MP	15	15	15	100%	1.0
Other	OT	1	1	1	100%	1.0
Protective Order – Stalking/Acts of Violence	PC	1	2	1	100%	2.0
Violation - Family Abuse Protective Order	PS	3	3	3	100%	1.0
Remand Support	RS	8	8	8	100%	1.0
Show Cause	SC	152	360	136	89%	2.5
Restricted License - Support	SL	1	1	1	100%	1.0
Civil Support	VS	153	248	151	99%	1.6
Adult Total		548	1,201	503	91.8%	
Juvenile						
Abuse or Neglect	AN	64	229	74	116%	3.4
Capias	CA	2	6	2	100%	3.0
Relief of Custody	CR	4	6	4	100%	1.5
Child in Need of Services	CS	7	17	8	114%	2.3
Custody Visitation	CV	480	966	484	101%	2.0
Delinquency Felony	DF	40	163	30	75%	4.5
Delinquency Misdemeanor	DM	113	370	114	101%	3.6
Entrustment Agreement	ET	20	22	20	100%	1.1
Foster Care Review	FC	55	58	55	100%	1.1
Initial Foster Care Review	IF	46	47	45	98%	1.0
Juvenile Support	JS	0	3	1	0%	5.0
Motion - Modify Protective Order	MP	26	27	26	100%	1.0
Permanency Planning	PH	40	45	40	100%	1.1
Paternity	PT	14	31	15	107%	2.0
Remand Custody	RC	18	18	18	100%	1.0
Remand Visitation	RV	8	8	8	100%	1.0
Show Cause	SC	7	41	12	171%	4.5
Status Offense	ST	22	26	21	95%	1.1
Traffic	T	71	117	62	87%	1.8
Termination of Parental Rights	TP	36	76	36	100%	2.1
Truancy/Runaway (Child in Need of Supervision)	TR	10	44	15	150%	3.3
	VA	1	1	1	100%	1.0
Juvenile Total		1,084	2,321	1,091	100.6%	
Totals		1,632	3,522	1,594	97.7%	

New Cases

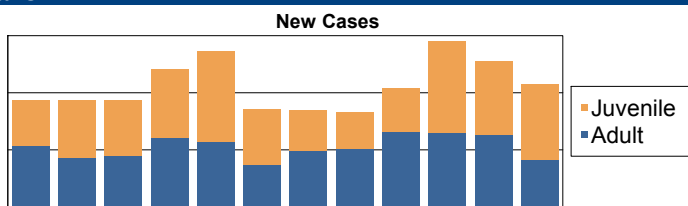


	Total Filings with %	
Custody Visitation (CV)	480	29%
Show Cause (SC)	159	10%
Civil Support (VS)	153	9%
Criminal Misdemeanor (CM)	117	7%
Delinquency Misdemeanor (DM)	113	7%
Others	610	37%
Total	1,632	100%

Commonwealth of Virginia
Caseload Statistics of the J&DR District Courts
 January 2016 thru December 2016

Gloucester

	Filing Type	Filings	Hearings	Concluded	Clearance Rate	Hearings Per Case
Adult						
Protective Order - Non Family Abuse	AP	0	1	1	0%	3.0
Capias	CA	89	223	92	103%	2.5
Criminal Felony	CF	160	284	159	99%	2.0
Criminal Misdemeanor	CM	313	761	323	103%	2.5
Protective Order – Family Abuse	FP	92	220	85	92%	2.4
Motion - Modify Protective Order	MP	19	23	19	100%	1.3
Other	OT	13	36	16	123%	9.6
Protective Order - Violation of Protective Order Conviction	PV	18	18	18	100%	1.0
Remand Support	RS	37	37	37	100%	1.0
Show Cause	SC	247	780	282	114%	3.1
Restricted License - Support	SL	9	85	11	122%	6.7
Civil Support	VS	266	444	273	103%	1.7
Adult Total		1,263	2,912	1,316	104.2%	
Juvenile						
Abuse or Neglect	AN	53	170	54	102%	3.2
Protective Order – Non Family Abuse	AP	3	9	3	100%	3.0
Capias	CA	22	47	17	77%	2.0
Child in Need of Services	CS	1	4	2	200%	4.0
Custody Visitation	CV	698	1,225	746	107%	1.8
Delinquency Felony	DF	38	156	26	68%	5.0
Delinquency Misdemeanor	DM	98	330	106	108%	4.1
Emancipation	EP	1	1	1	100%	1.0
Entrustment Agreement	ET	4	4	4	100%	1.0
Foster Care Review	FC	31	36	31	100%	1.0
Protective Order – Family Abuse	FP	1	3	1	100%	3.0
Initial Foster Care Review	IF	25	30	25	100%	1.0
Motion - Modify Protective Order	MP	5	5	5	100%	1.0
Permanency Planning	PH	17	17	17	100%	1.0
Paternity	PT	11	25	11	100%	2.3
Remand Custody	RC	65	65	65	100%	1.0
Remand Visitation	RV	65	65	65	100%	1.0
Show Cause	SC	50	122	28	56%	2.6
Status Offense	ST	22	52	25	114%	2.6
Traffic	T	59	112	67	114%	1.9
Termination of Parental Rights	TP	8	8	8	100%	1.0
Truancy/Runaway (Child in Need of Supervision)	TR	11	52	10	91%	4.3
	VA	1	1	1	100%	1.0
Juvenile Total		1,289	2,539	1,318	102.2%	
Totals		2,552	5,451	2,634	103.2%	

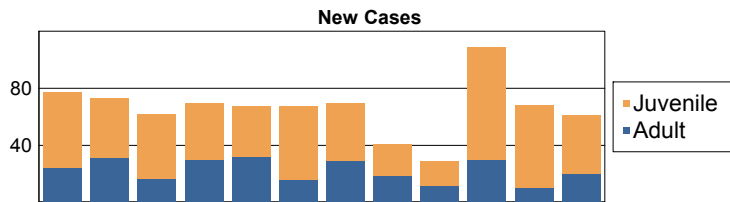


	Total Filings with %	
Custody Visitation (CV)	698	27%
Criminal Misdemeanor (CM)	313	12%
Show Cause (SC)	297	12%
Civil Support (VS)	266	10%
Criminal Felony (CF)	160	6%
Others	818	32%
Total	2,552	100%

Commonwealth of Virginia
Caseload Statistics of the J&DR District Courts
 January 2016 thru December 2016

Goochland

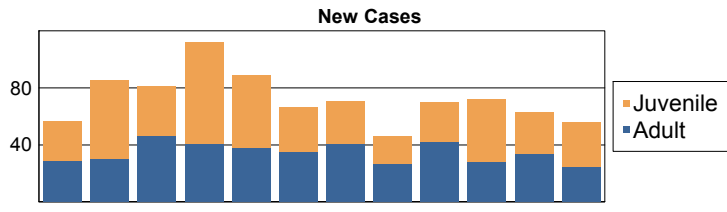
	Filing Type	Filings	Hearings	Concluded	Clearance Rate	Hearings Per Case
Adult						
Protective Order - Non Family Abuse	AP	3	8	3	100%	2.7
Capias	CA	16	50	17	106%	3.2
Criminal Felony	CF	8	42	17	213%	3.8
Criminal Misdemeanor	CM	54	166	49	91%	3.3
Criminal Support	CS	1	1	1	100%	1.0
Protective Order – Family Abuse	FP	15	37	19	127%	2.3
Motion - Modify Protective Order	MP	2	2	2	100%	1.0
Other	OT	3	3	3	100%	1.0
Protective Order - Violation of Protective Order Conviction	PV	1	1	1	100%	1.0
Remand Support	RS	7	7	7	100%	1.0
Show Cause	SC	62	187	62	100%	3.5
Restricted License - Support	SL	2	3	2	100%	1.5
Civil Support	VS	96	192	85	89%	2.1
Adult Total		270	699	268	99.3%	
Juvenile						
Abuse or Neglect	AN	6	14	3	50%	2.3
Capias	CA	1	5	0	0%	0.0
Relief of Custody	CR	1	4	2	200%	2.5
Child in Need of Services	CS	6	10	4	67%	2.0
Custody Visitation	CV	240	647	203	85%	2.8
Delinquency Felony	DF	3	19	4	133%	3.8
Delinquency Misdemeanor	DM	67	177	82	122%	2.5
Foster Care Review	FC	14	16	14	100%	1.0
Initial Foster Care Review	IF	13	13	13	100%	1.0
Motion - Modify Protective Order	MP	8	9	8	100%	1.1
Permanency Planning	PH	26	26	26	100%	1.0
Paternity	PT	1	1	1	100%	1.0
Remand Custody	RC	15	15	14	93%	1.0
Remand Visitation	RV	4	4	4	100%	1.0
Show Cause	SC	13	24	16	123%	1.9
Status Offense	ST	12	15	13	108%	1.4
Traffic	T	90	176	93	103%	2.0
Termination of Parental Rights	TP	1	1	1	100%	1.0
Truancy/Runaway (Child in Need of Supervision)	TR	2	8	3	150%	3.3
	VA	1	1	0	0%	0.0
Juvenile Total		524	1,185	504	96.2%	
Totals		794	1,884	772	97.2%	



	Total Filings with %
Custody Visitation (CV)	240 30%
Civil Support (VS)	96 12%
Traffic (T)	90 11%
Show Cause (SC)	75 9%
Delinquency Misdemeanor (DM)	67 8%
Others	226 28%
Total	794 100%

	Filing Type	Filings	Hearings	Concluded	Clearance Rate	Hearings Per Case
Adult						
Capias	CA	33	104	40	121%	2.8
Criminal Felony	CF	43	107	26	60%	3.0
Criminal Misdemeanor	CM	111	320	96	86%	3.2
Protective Order – Family Abuse	FP	45	102	39	87%	2.3
Motion - Modifv Protective Order	MP	9	16	7	78%	1.9
Protective Order - Violation of Protective Order Conviction	PV	1	1	1	100%	1.0
Remand Support	RS	10	10	10	100%	1.0
Show Cause	SC	80	304	72	90%	3.9
Restricted License - Support	SL	4	4	2	50%	1.0
Civil Support	VS	80	194	79	99%	2.3
Adult Total		416	1,162	372	89.4%	
Juvenile						
Abuse or Neglect	AN	6	34	12	200%	3.9
Relief of Custody	CR	1	2	1	100%	2.0
Child in Need of Services	CS	5	12	3	60%	2.0
Custody Visitation	CV	222	528	194	87%	2.3
Delinquency Felony	DF	4	16	3	75%	5.7
Delinquency Misdemeanor	DM	44	151	66	150%	3.7
Foster Care Review	FC	24	27	25	104%	1.1
Initial Foster Care Review	IF	11	11	11	100%	1.0
Permanency Planning	PH	23	27	22	96%	1.2
Paternity	PT	2	5	2	100%	2.5
Remand Custody	RC	21	21	21	100%	1.0
Remand Visitation	RV	15	15	15	100%	1.0
Status Offense	ST	4	10	5	125%	2.2
Traffic	T	49	82	37	76%	1.8
Termination of Parental Rights	TP	4	6	2	50%	2.0
Truancy/Runaway (Child in Need of Supervision)	TR	16	52	14	88%	3.3
	VA	1	1	1	100%	1.0
Juvenile Total		452	1,000	434	96.0%	

Totals	868	2,162	806	92.9%
---------------	------------	--------------	------------	--------------

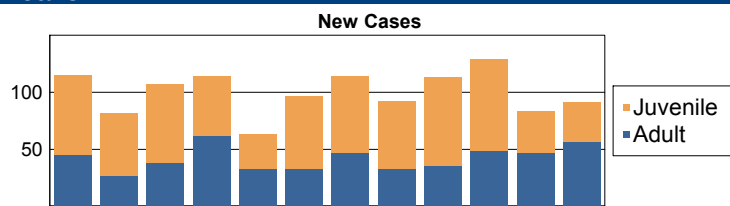


	Total Filings with %	
Custody Visitation (CV)	222	26%
Criminal Misdemeanor (CM)	111	13%
Civil Support (VS)	80	9%
Show Cause (SC)	80	9%
Traffic (T)	49	6%
Others	326	38%
Total	868	100%

Commonwealth of Virginia
Caseload Statistics of the J&DR District Courts
 January 2016 thru December 2016

Greene

	Filing Type	Filings	Hearings	Concluded	Clearance Rate	Hearings Per Case
Adult						
Protective Order - Non Family Abuse	AP	3	6	3	100%	2.0
Capias	CA	17	38	18	106%	2.0
Criminal Felony	CF	39	94	32	82%	2.6
Criminal Misdemeanor	CM	74	188	72	97%	2.6
Protective Order – Family Abuse	FP	65	145	73	112%	2.1
Motion - Modify Protective Order	MP	14	16	14	100%	1.1
Protective Order - Violation of Protective Order Conviction	PV	5	5	5	100%	1.0
Remand Support	RS	8	8	8	100%	1.0
Show Cause	SC	135	370	138	102%	2.7
Restricted License - Support	SL	2	2	2	100%	1.0
Civil Support	VS	143	287	133	93%	2.1
Adult Total		505	1,159	498	98.6%	
Juvenile						
Abuse or Neglect	AN	10	45	15	150%	3.6
Protective Order - Non Family Abuse	AP	5	9	5	100%	1.8
Relief of Custody	CR	1	2	1	100%	2.0
Child in Need of Services	CS	11	31	14	127%	2.6
Custody Visitation	CV	468	1,472	501	107%	3.1
Delinquency Felony	DF	9	46	14	156%	4.8
Delinquency Misdemeanor	DM	41	135	44	107%	3.5
Entrustment Agreement	ET	7	9	7	100%	1.3
Foster Care Review	FC	5	5	5	100%	1.0
Initial Foster Care Review	IF	10	11	10	100%	1.0
Motion - Modify Protective Order	MP	4	5	4	100%	1.3
Protective Order – Stalking/Acts of Violence	PC	3	6	3	100%	2.0
Permanency Planning	PH	16	17	16	100%	1.0
Paternity	PT	1	3	1	100%	3.0
Remand Custody	RC	12	12	12	100%	1.0
Child at Risk of Abuse or Neglect	RI	0	1	1	0%	2.0
Remand Visitation	RV	12	12	12	100%	1.0
Show Cause	SC	19	51	20	105%	2.7
Status Offense	ST	8	12	8	100%	1.8
Traffic	T	42	74	49	117%	1.9
Termination of Parental Rights	TP	2	8	3	150%	3.0
Truancy/Runaway (Child in Need of Supervision)	TR	8	21	6	75%	3.0
Juvenile Total		694	1,987	751	108.2%	
Totals		1,199	3,146	1,249	104.2%	

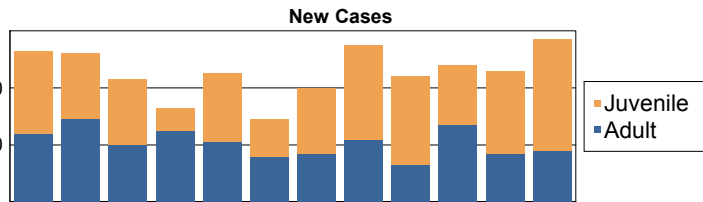


	Total Filings with %
Custody Visitation (CV)	468 39%
Show Cause (SC)	154 13%
Civil Support (VS)	143 12%
Criminal Misdemeanor (CM)	74 6%
Protective Order – Family Abuse (FP)	65 5%
Others	295 25%
Total	1,199 100%

Commonwealth of Virginia
Caseload Statistics of the J&DR District Courts
 January 2016 thru December 2016

Greensville

	Filing Type	Filings	Hearings	Concluded	Clearance Rate	Hearings Per Case
Adult						
Protective Order - Non Family Abuse	AP	1	3	1	100%	3.0
Bond Forfeiture Show Cause	BF	1	1	1	100%	1.0
Capias	CA	26	89	35	135%	3.1
Criminal Felony	CF	11	32	9	82%	3.3
Criminal Misdemeanor	CM	39	164	53	136%	4.0
Protective Order – Family Abuse	FP	12	27	14	117%	2.2
Motion - Modify Protective Order	MP	1	1	1	100%	1.0
Remand Support	RS	4	4	4	100%	1.0
Show Cause	SC	83	277	103	124%	3.4
Restricted License - Support	SL	2	4	2	100%	2.0
Civil Support	VS	69	177	68	99%	2.3
Adult Total		249	779	291	116.9%	
Juvenile						
Abuse or Neglect	AN	4	23	9	225%	4.2
Capias	CA	1	6	0	0%	0.0
Relief of Custody	CR	1	2	1	100%	2.0
Child in Need of Services	CS	4	11	3	75%	3.0
Custody Visitation	CV	183	406	185	101%	2.3
Delinquency Felony	DF	32	99	11	34%	6.5
Delinquency Misdemeanor	DM	36	156	43	119%	4.2
Foster Care Review	FC	5	6	5	100%	1.2
Initial Foster Care Review	IF	1	1	1	100%	1.0
Paternity	PT	2	3	1	50%	2.0
Remand Custody	RC	5	5	5	100%	1.0
Remand Visitation	RV	4	4	4	100%	1.0
Show Cause	SC	2	5	2	100%	2.5
Traffic	T	14	21	10	71%	1.6
Termination of Parental Rights	TP	2	2	0	0%	0.0
Truancy/Runaway (Child in Need of Supervision)	TR	0	2	1	0%	6.0
Juvenile Total		296	752	281	94.9%	
Totals		545	1,531	572	105.0%	

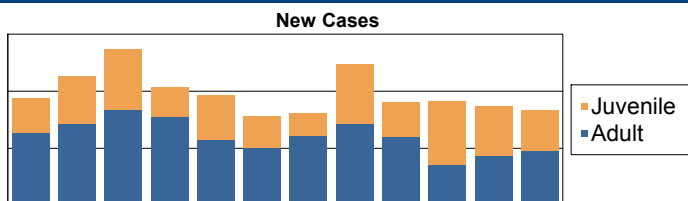


	Total Filings with %
Custody Visitation (CV)	183 34%
Show Cause (SC)	85 16%
Civil Support (VS)	69 13%
Criminal Misdemeanor (CM)	39 7%
Delinquency Misdemeanor (DM)	36 7%
Others	133 24%
Total	545 100%

Commonwealth of Virginia
Caseload Statistics of the J&DR District Courts
 January 2016 thru December 2016

Halifax

	Filing Type	Filings	Hearings	Concluded	Clearance Rate	Hearings Per Case
Adult						
Protective Order - Non Family Abuse	AP	1	1	1	100%	1.0
Capias	CA	78	277	110	141%	3.7
Criminal Felony	CF	82	287	92	112%	3.5
Criminal Misdemeanor	CM	338	964	338	100%	2.9
Protective Order – Family Abuse	FP	74	205	72	97%	2.8
Motion - Modify Protective Order	MP	16	18	16	100%	1.1
Other	OT	1	1	1	100%	1.0
Violation - Family Abuse Protective Order	PS	1	2	1	100%	2.0
Protective Order - Violation of Protective Order Conviction	PV	3	3	3	100%	1.0
Remand Support	RS	8	8	8	100%	1.0
Show Cause	SC	471	1,446	538	114%	3.1
Restricted License - Support	SL	20	25	21	105%	1.2
Civil Support	VS	353	621	336	95%	1.8
Adult Total		1,446	3,858	1,537	106.3%	
Juvenile						
Abuse or Neglect	AN	16	76	28	175%	4.6
Protective Order – Non Family Abuse	AP	2	9	3	150%	4.0
Capias	CA	0	3	2	0%	4.5
Relief of Custody	CR	2	5	1	50%	2.0
Child in Need of Services	CS	2	11	4	200%	4.5
Custody Visitation	CV	533	1,042	522	98%	1.9
Delinquency Felony	DF	34	268	30	88%	7.6
Delinquency Misdemeanor	DM	131	677	128	98%	5.1
Entrustment Agreement	ET	3	3	3	100%	1.0
Foster Care Review	FC	15	21	12	80%	1.2
Protective Order – Family Abuse	FP	1	1	1	100%	1.0
Initial Foster Care Review	IF	10	11	11	110%	1.1
Motion - Modify Protective Order	MP	4	8	4	100%	2.0
Protective Order – Stalking/Acts of Violence	PC	1	3	1	100%	3.0
Permanency Planning	PH	20	29	21	105%	1.4
Paternity	PT	44	57	45	102%	1.3
Remand Custody	RC	19	23	19	100%	1.2
Restoration of Parental Rights	RR	4	4	0	0%	0.0
Remand Visitation	RV	3	4	3	100%	1.3
Show Cause	SC	2	9	3	150%	3.7
Status Offense	ST	6	26	14	233%	5.5
Traffic	T	52	91	47	90%	1.8
Termination of Parental Rights	TP	6	19	6	100%	2.8
Truancy/Runaway (Child in Need of Supervision)	TR	1	6	0	0%	0.0
Juvenile Total		911	2,406	908	99.7%	
Totals		2,357	6,264	2,445	103.7%	

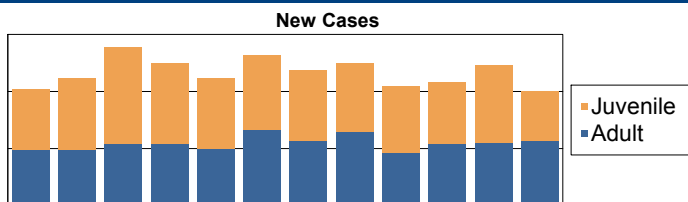


	Total Filings with %	
Custody Visitation (CV)	533	23%
Show Cause (SC)	473	20%
Civil Support (VS)	353	15%
Criminal Misdemeanor (CM)	338	14%
Delinquency Misdemeanor (DM)	131	6%
Others	529	22%
Total	2,357	100%

Commonwealth of Virginia
Caseload Statistics of the J&DR District Courts
 January 2016 thru December 2016

Hampton

	Filing Type	Filings	Hearings	Concluded	Clearance Rate	Hearings Per Case
Adult						
Protective Order - Non Family Abuse	AP	8	16	8	100%	2.0
Bond Forfeiture Show Cause	BF	5	7	5	100%	1.2
Capias	CA	712	2,726	936	131%	3.3
Criminal Felony	CF	296	1,284	274	93%	4.4
Criminal Misdemeanor	CM	1,081	3,964	990	92%	3.9
Criminal Support	CS	0	2	1	0%	7.0
Protective Order – Family Abuse	FP	349	598	352	101%	1.7
Motion - Modify Protective Order	MP	25	26	24	96%	1.0
Other	OT	1	2	1	100%	2.0
Protective Order – Stalking/Acts of Violence	PC	3	3	3	100%	1.0
Violation - Family Abuse Protective Order	PS	3	3	3	100%	1.0
Protective Order - Violation of Protective Order Conviction	PV	35	35	35	100%	1.0
Restricted Driver's License	RL	1	1	1	100%	1.0
Remand Support	RS	121	121	121	100%	1.0
Show Cause	SC	1,393	3,979	1,489	107%	2.8
Restricted License - Support	SL	44	55	42	95%	1.2
Civil Support	VS	1,170	2,468	1,208	103%	2.1
Adult Total		5,247	15,290	5,493	104.7%	
Juvenile						
Abuse or Neglect	AN	67	209	56	84%	3.2
Protective Order – Non Family Abuse	AP	17	40	18	106%	2.3
Capias	CA	26	130	40	154%	4.1
Relief of Custody	CR	5	9	5	100%	1.8
Child in Need of Services	CS	2	7	2	100%	3.5
Custody Visitation	CV	3,278	5,859	3,246	99%	1.8
Delinquency Felony	DF	420	1,960	407	97%	4.7
Delinquency Misdemeanor	DM	774	3,137	768	99%	3.9
Foster Care Review	FC	70	76	70	100%	1.1
Initial Foster Care Review	IF	43	46	43	100%	1.1
Permanency Planning	PH	58	59	58	100%	1.0
Paternity	PT	73	156	75	103%	2.1
Remand Custody	RC	160	160	160	100%	1.0
Remand Visitation	RV	158	158	158	100%	1.0
Show Cause	SC	154	464	154	100%	3.1
Status Offense	ST	186	342	215	116%	1.9
Traffic	T	310	570	309	100%	1.9
Termination of Parental Rights	TP	32	52	32	100%	1.6
Truancy/Runaway (Child in Need of Supervision)	TR	111	484	117	105%	4.3
Juvenile Total		5,944	13,918	5,933	99.8%	
Totals		11,191	29,208	11,426	102.1%	

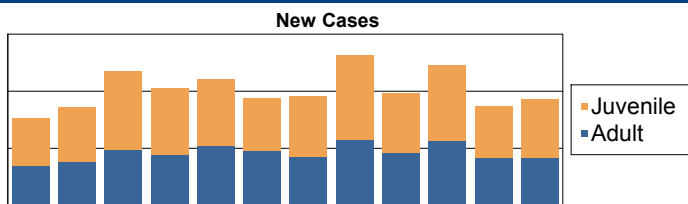


	Total Filings with %
Custody Visitation (CV)	3,278 29%
Show Cause (SC)	1,547 14%
Civil Support (VS)	1,170 10%
Criminal Misdemeanor (CM)	1,081 10%
Delinquency Misdemeanor (DM)	774 7%
Others	3,341 30%
Total	11,191 100%

Commonwealth of Virginia
Caseload Statistics of the J&DR District Courts
 January 2016 thru December 2016

Hanover

	Filing Type	Filings	Hearings	Concluded	Clearance Rate	Hearings Per Case
Adult						
Protective Order - Non Family Abuse	AP	12	22	12	100%	1.8
Capias	CA	203	594	225	111%	2.6
Criminal Felony	CF	142	371	131	92%	2.7
Criminal Misdemeanor	CM	360	953	347	96%	2.6
Protective Order – Family Abuse	FP	184	390	179	97%	2.1
Motion - Modify Protective Order	MP	44	54	44	100%	1.2
Other	OT	13	18	13	100%	1.4
Protective Order – Stalking/Acts of Violence	PC	2	5	1	50%	3.0
Protective Order - Violation of Protective Order Conviction	PV	18	18	18	100%	1.0
Remand Support	RS	3	3	3	100%	1.0
Show Cause	SC	496	1,320	547	110%	2.6
Restricted License - Support	SL	10	10	10	100%	1.0
Civil Support	VS	717	1,287	766	107%	1.8
Adult Total		2,204	5,045	2,296	104.2%	
Juvenile						
Abuse or Neglect	AN	5	15	5	100%	3.0
Protective Order – Non Family Abuse	AP	10	22	10	100%	2.2
Capias	CA	12	42	11	92%	3.7
Relief of Custody	CR	1	1	1	100%	1.0
Child in Need of Services	CS	30	81	15	50%	3.5
Custody Visitation	CV	1,797	3,581	1,917	107%	2.0
Delinquency Felony	DF	104	521	139	134%	3.9
Delinquency Misdemeanor	DM	254	1,023	275	108%	3.9
Emancipation	EP	1	2	1	100%	2.0
Entrustment Agreement	ET	1	3	1	100%	2.0
Foster Care Review	FC	16	22	18	113%	1.3
Protective Order – Family Abuse	FP	1	1	1	100%	1.0
Initial Foster Care Review	IF	11	11	9	82%	1.0
Juvenile Support	JS	1	2	0	0%	0.0
Permanency Planning	PH	34	37	35	103%	1.1
Paternity	PT	2	3	2	100%	1.5
Remand Custody	RC	7	7	7	100%	1.0
Child at Risk of Abuse or Neglect	RI	3	6	3	100%	2.0
Remand Visitation	RV	8	8	8	100%	1.0
Show Cause	SC	59	122	46	78%	2.2
Status Offense	ST	11	23	10	91%	5.0
Traffic	T	237	367	213	90%	1.7
Termination of Parental Rights	TP	7	7	5	71%	1.0
Truancy/Runaway (Child in Need of Supervision)	TR	43	83	13	30%	3.0
Juvenile Total		2,655	5,990	2,745	103.4%	
Totals		4,859	11,035	5,041	103.7%	



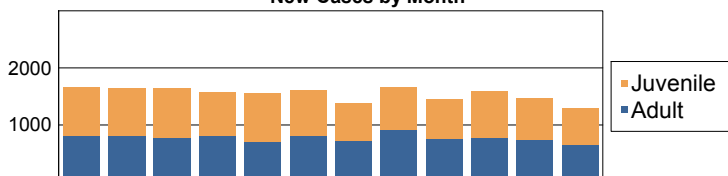
	Total Filings with %	
Custody Visitation (CV)	1,797	37%
Civil Support (VS)	717	15%
Show Cause (SC)	555	11%
Criminal Misdemeanor (CM)	360	7%
Delinquency Misdemeanor (DM)	254	5%
Others	1,176	24%
Total	4,859	100%

Commonwealth of Virginia
Caseload Statistics of the J&DR District Courts
 January 2016 thru December 2016

Henrico

	Filing Type	Filings	Hearings	Concluded	Clearance Rate	Hearings Per Case
Adult						
Protective Order - Non Family Abuse	AP	13	32	15	115%	2.5
Bond Forfeiture Show Cause	BF	13	29	12	92%	2.2
Capias	CA	1,088	3,716	1,386	127%	2.9
Criminal Felony	CF	747	2,214	648	87%	3.1
Criminal Misdemeanor	CM	1,892	5,678	1,841	97%	3.0
Protective Order – Family Abuse	FP	613	1,366	626	102%	2.2
Motion - Modify Protective Order	MP	135	227	137	101%	1.7
Other	OT	10	17	7	70%	2.4
Protective Order – Stalking/Acts of Violence	PC	4	8	5	125%	1.8
Violation - Family Abuse Protective Order	PS	2	6	1	50%	5.0
Protective Order - Violation of Protective Order Conviction	PV	22	22	22	100%	1.0
Remand Support	RS	13	13	13	100%	1.0
Show Cause	SC	2,196	6,704	2,552	116%	2.9
Restricted License - Support	SL	55	68	55	100%	1.2
Civil Support	VS	2,454	4,309	2,462	100%	1.8
Adult Total		9,257	24,409	9,782	105.7%	
Juvenile						
Abuse or Neglect	AN	53	221	43	81%	4.3
Protective Order – Non Family Abuse	AP	21	56	21	100%	2.8
Capias	CA	56	218	75	134%	3.4
Relief of Custody	CR	4	11	3	75%	1.3
Child in Need of Services	CS	49	258	56	114%	4.9
Custody Visitation	CV	5,454	10,974	5,408	99%	2.0
Delinquency Felony	DF	523	2,493	446	85%	4.8
Delinquency Misdemeanor	DM	1,303	5,470	1,257	96%	4.2
Emancipation	EP	3	6	3	100%	2.0
Entrustment Agreement	ET	1	3	1	100%	3.0
Foster Care Review	FC	69	83	69	100%	1.3
Protective Order – Family Abuse	FP	4	12	4	100%	3.0
Initial Foster Care Review	IF	52	60	46	88%	1.1
Motion - Modify Protective Order	MP	4	10	4	100%	2.5
Protective Order – Stalking/Acts of Violence	PC	6	14	5	83%	2.4
Permanency Planning	PH	128	158	127	99%	1.2
Violation - Family Abuse Protective Order	PS	1	1	1	100%	1.0
Paternity	PT	68	145	68	100%	2.3
Remand Custody	RC	16	16	16	100%	1.0
Child at Risk of Abuse or Neglect	RI	20	61	8	40%	2.8
Remand Visitation	RV	13	13	13	100%	1.0
Show Cause	SC	341	963	317	93%	2.9
Status Offense	ST	83	306	93	112%	4.4
Traffic	T	622	1,017	619	100%	1.8
Termination of Parental Rights	TP	44	80	43	98%	1.7
Truancy/Runaway (Child in Need of Supervision)	TR	330	1,245	291	88%	4.1
	VA	4	4	4	100%	1.0
Juvenile Total		9,272	23,898	9,041	97.5%	
Totals		18,529	48,307	18,823	101.6%	

New Cases by Month

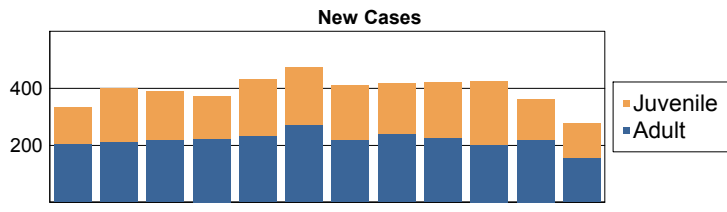


	Total Filings with %
Custody Visitation (CV)	5,454 29%
Show Cause (SC)	2,537 14%
Civil Support (VS)	2,454 13%
Criminal Misdemeanor (CM)	1,892 10%
Delinquency Misdemeanor (DM)	1,303 7%
Others	4,889 26%
Total	18,529 100%

Commonwealth of Virginia
Caseload Statistics of the J&DR District Courts
 January 2016 thru December 2016

Henry

	Filing Type	Filings	Hearings	Concluded	Clearance Rate	Hearings Per Case
Adult						
Protective Order - Non Family Abuse	AP	1	1	1	100%	1.0
Capias	CA	161	465	166	103%	2.8
Criminal Felony	CF	132	390	105	80%	3.2
Criminal Misdemeanor	CM	423	1,079	347	82%	2.8
Protective Order – Family Abuse	FP	370	615	355	96%	1.6
Motion - Modify Protective Order	MP	25	27	25	100%	1.1
Protective Order – Stalking/Acts of Violence	PC	4	4	3	75%	1.0
Remand Support	RS	13	13	13	100%	1.0
Show Cause	SC	649	2,091	713	110%	3.1
Restricted License - Support	SL	27	31	26	96%	1.0
Civil Support	VS	834	1,340	814	98%	1.6
Adult Total		2,639	6,056	2,568	97.3%	
Juvenile						
Abuse or Neglect	AN	107	298	95	89%	2.7
Protective Order – Non Family Abuse	AP	0	5	0	0%	0.0
Capias	CA	3	7	4	133%	2.0
Relief of Custody	CR	10	14	8	80%	1.3
Custody Visitation	CV	1,445	2,421	1,367	95%	1.7
Delinquency Felony	DF	28	110	32	114%	4.1
Delinquency Misdemeanor	DM	147	424	172	117%	2.8
Emancipation	EP	1	1	1	100%	1.0
Foster Care Review	FC	25	28	25	100%	1.0
Initial Foster Care Review	IF	28	30	28	100%	1.0
Permanency Planning	PH	24	24	24	100%	1.0
Paternity	PT	109	165	120	110%	1.4
Remand Custody	RC	17	17	17	100%	1.0
Remand Visitation	RV	16	16	16	100%	1.0
Status Offense	ST	24	46	29	121%	2.0
Traffic	T	65	115	71	109%	1.7
Termination of Parental Rights	TP	19	29	23	121%	3.0
Truancy/Runaway (Child in Need of Supervision)	TR	15	58	21	140%	3.8
Juvenile Total		2,083	3,808	2,053	98.6%	
Totals		4,722	9,864	4,621	97.9%	



	Total Filings with %
Custody Visitation (CV)	1,445 31%
Civil Support (VS)	834 18%
Show Cause (SC)	649 14%
Criminal Misdemeanor (CM)	423 9%
Protective Order – Family Abuse (FP)	370 8%
Others	1,001 21%
Total	4,722 100%

Commonwealth of Virginia
Caseload Statistics of the J&DR District Courts
 January 2016 thru December 2016

Highland

	Filing Type	Filings	Hearings	Concluded	Clearance Rate	Hearings Per Case
Adult						
Criminal Felony	CF	1	2	1	100%	2.0
Criminal Misdemeanor	CM	11	38	15	136%	3.1
Protective Order – Family Abuse	FP	1	2	1	100%	2.0
Motion - Modify Protective Order	MP	1	1	1	100%	1.0
Other	OT	1	1	1	100%	1.0
Violation - Family Abuse Protective Order	PS	2	10	4	200%	3.0
Show Cause	SC	8	15	10	125%	1.7
Civil Support	VS	7	10	3	43%	1.3
Adult Total		32	79	36	112.5%	
Juvenile						
Abuse or Neglect	AN	6	34	8	133%	4.3
Child in Need of Services	CS	0	4	2	0%	5.0
Custody Visitation	CV	34	76	16	47%	2.4
Delinquency Felony	DF	2	7	1	50%	4.0
Delinquency Misdemeanor	DM	5	10	3	60%	2.3
Foster Care Review	FC	2	2	2	100%	1.0
Initial Foster Care Review	IF	2	2	2	100%	1.0
Motion - Modify Protective Order	MP	2	2	2	100%	1.0
Permanency Planning	PH	2	2	2	100%	1.0
Remand Custody	RC	3	3	3	100%	1.0
Remand Visitation	RV	3	3	3	100%	1.0
Traffic	T	10	16	8	80%	1.8
Termination of Parental Rights	TP	2	2	2	100%	1.0
Juvenile Total		73	163	54	74.0%	
Totals		105	242	90	85.7%	

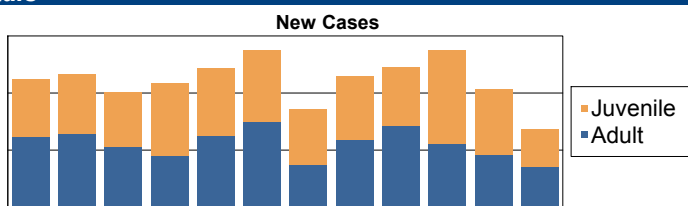


	Total Filings with %	
Custody Visitation (CV)	34	32%
Criminal Misdemeanor (CM)	11	10%
Traffic (T)	10	10%
Show Cause (SC)	8	8%
Civil Support (VS)	7	7%
Others	35	33%
Total	105	100%

Commonwealth of Virginia
Caseload Statistics of the J&DR District Courts
 January 2016 thru December 2016

Hopewell

	Filing Type	Filings	Hearings	Concluded	Clearance Rate	Hearings Per Case
Adult						
Protective Order - Non Family Abuse	AP	1	3	1	100%	3.0
Bond Forfeiture Show Cause	BF	5	9	5	100%	1.8
Capias	CA	162	539	180	111%	3.0
Criminal Felony	CF	94	348	116	123%	3.8
Criminal Misdemeanor	CM	265	812	253	95%	2.9
Protective Order – Family Abuse	FP	101	248	98	97%	2.4
Motion - Modify Protective Order	MP	11	11	10	91%	1.0
Other	OT	2	6	2	100%	3.0
Protective Order – Stalking/Acts of Violence	PC	2	2	2	100%	1.0
Protective Order - Violation of Protective Order Conviction	PV	1	1	1	100%	1.0
Remand Support	RS	5	7	4	80%	1.5
Show Cause	SC	386	1,397	440	114%	3.3
Restricted License - Support	SL	3	5	4	133%	1.5
Civil Support	VS	291	722	319	110%	2.4
Adult Total		1,329	4,110	1,435	108.0%	
Juvenile						
Abuse or Neglect	AN	30	111	27	90%	4.1
Protective Order – Non Family Abuse	AP	4	12	5	125%	2.6
Capias	CA	3	16	10	333%	3.4
Relief of Custody	CR	3	3	0	0%	0.0
Child in Need of Services	CS	1	4	1	100%	5.0
Custody Visitation	CV	748	1,854	786	105%	2.3
Delinquency Felony	DF	72	321	92	128%	4.6
Delinquency Misdemeanor	DM	239	860	268	112%	3.5
Foster Care Review	FC	32	37	32	100%	1.2
Protective Order – Family Abuse	FP	0	2	1	0%	5.0
Initial Foster Care Review	IF	11	12	11	100%	1.1
Permanency Planning	PH	1	2	2	200%	1.5
Paternity	PT	20	44	17	85%	2.4
Remand Custody	RC	10	10	10	100%	1.0
Remand Visitation	RV	7	7	7	100%	1.0
Show Cause	SC	28	64	29	104%	2.1
Status Offense	ST	63	156	53	84%	2.5
Traffic	T	50	87	45	90%	2.0
Termination of Parental Rights	TP	6	20	14	233%	2.6
Truancy/Runaway (Child in Need of Supervision)	TR	0	4	2	0%	4.0
Juvenile Total		1,328	3,626	1,412	106.3%	
Totals		2,657	7,736	2,847	107.2%	



	Total Filings with %	
Custody Visitation (CV)	748	28%
Show Cause (SC)	414	16%
Civil Support (VS)	291	11%
Criminal Misdemeanor (CM)	265	10%
Delinquency Misdemeanor (DM)	239	9%
Others	700	26%
Total	2,657	100%

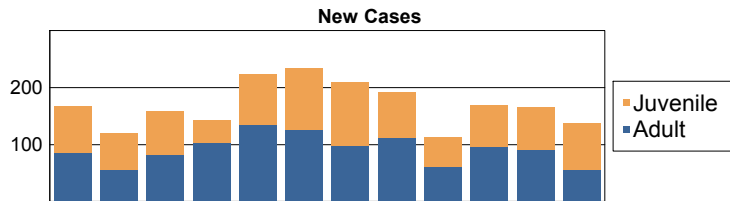
Commonwealth of Virginia
Caseload Statistics of the J&DR District Courts
 January 2016 thru December 2016

Isle of Wight

	Filing Type	Filings	Hearings	Concluded	Clearance Rate	Hearings Per Case
Adult						
Protective Order - Non Family Abuse	AP	2	7	3	150%	2.7
Bond Forfeiture Show Cause	BF	2	4	2	100%	2.0
Capias	CA	52	123	66	127%	2.2
Criminal Felony	CF	279	636	258	92%	1.8
Criminal Misdemeanor	CM	208	468	218	105%	2.3
Protective Order – Family Abuse	FP	40	92	45	113%	2.2
Motion - Modify Protective Order	MP	9	9	9	100%	1.0
Protective Order – Stalking/Acts of Violence	PC	2	2	2	100%	1.0
Remand Support	RS	21	21	21	100%	1.0
Show Cause	SC	232	720	277	119%	2.9
Restricted License - Support	SL	5	6	5	100%	1.2
Civil Support	VS	253	457	263	104%	1.8
Adult Total		1,105	2,545	1,169	105.8%	

Juvenile						
Abuse or Neglect	AN	5	12	6	120%	2.5
Relief of Custody	CR	1	1	1	100%	1.0
Custody Visitation	CV	529	985	531	100%	1.9
Delinquency Felony	DF	46	212	26	57%	4.8
Delinquency Misdemeanor	DM	152	475	110	72%	3.0
Foster Care Review	FC	4	4	4	100%	1.0
Initial Foster Care Review	IF	3	3	3	100%	1.0
Permanency Planning	PH	5	9	5	100%	1.8
Paternity	PT	2	8	4	200%	2.5
Remand Custody	RC	39	41	41	105%	1.0
Remand Visitation	RV	10	10	10	100%	1.0
Show Cause	SC	10	18	6	60%	1.8
Status Offense	ST	7	16	6	86%	1.8
Traffic	T	114	236	103	90%	2.1
Termination of Parental Rights	TP	2	2	1	50%	1.0
Truancy/Runaway (Child in Need of Supervision)	TR	3	13	2	67%	6.0
Juvenile Total		932	2,045	859	92.2%	

Totals		2,037	4,590	2,028	99.6%	
---------------	--	--------------	--------------	--------------	--------------	--

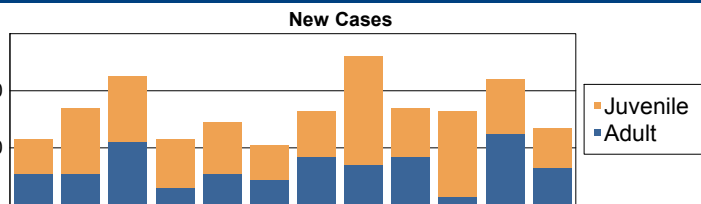


	Total Filings with %	
Custody Visitation (CV)	529	26%
Criminal Felony (CF)	279	14%
Civil Support (VS)	253	12%
Show Cause (SC)	242	12%
Criminal Misdemeanor (CM)	208	10%
Others	526	26%
Total	2,037	100%

Commonwealth of Virginia
Caseload Statistics of the J&DR District Courts
 January 2016 thru December 2016

King & Queen

	Filing Type	Filings	Hearings	Concluded	Clearance Rate	Hearings Per Case
Adult						
Capias	CA	11	48	15	136%	4.1
Criminal Felony	CF	30	57	14	47%	2.9
Criminal Misdemeanor	CM	34	120	39	115%	3.5
Protective Order – Family Abuse	FP	1	1	1	100%	1.0
Motion - Modifv Protective Order	MP	2	2	2	100%	1.0
Show Cause	SC	36	126	42	117%	3.5
Restricted License - Support	SL	3	3	3	100%	1.0
Civil Support	VS	42	60	42	100%	1.5
Adult Total		159	417	158	99.4%	
Juvenile						
Abuse or Neglect	AN	5	14	5	100%	2.8
Custody Visitation	CV	135	210	139	103%	1.5
Delinquency Felony	DF	12	44	8	67%	5.1
Delinquency Misdemeanor	DM	32	92	37	116%	2.5
Foster Care Review	FC	3	3	3	100%	1.0
Permanency Planning	PH	2	2	2	100%	1.0
Paternity	PT	1	1	0	0%	0.0
Show Cause	SC	2	5	1	50%	3.0
Status Offense	ST	1	3	2	200%	2.0
Traffic	T	41	73	39	95%	1.8
Truancy/Runaway (Child in Need of Supervision)	TR	4	6	3	75%	1.7
	VA	1	1	1	100%	1.0
Juvenile Total		239	454	240	100.4%	
Totals		398	871	398	100.0%	

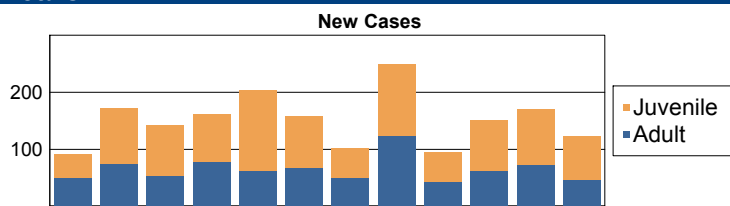


	Total Filings with %	
Custody Visitation (CV)	135	34%
Civil Support (VS)	42	11%
Traffic (T)	41	10%
Show Cause (SC)	38	10%
Criminal Misdemeanor (CM)	34	9%
Others	108	27%
Total	398	100%

Commonwealth of Virginia
Caseload Statistics of the J&DR District Courts
 January 2016 thru December 2016

King George

	Filing Type	Filings	Hearings	Concluded	Clearance Rate	Hearings Per Case
Adult						
Capias	CA	42	105	54	129%	2.4
Criminal Felony	CF	182	243	165	91%	1.3
Criminal Misdemeanor	CM	204	408	216	106%	1.9
Protective Order – Family Abuse	FP	40	93	40	100%	2.4
Motion - Modifv Protective Order	MP	4	5	5	125%	1.4
Other	OT	0	3	1	0%	5.0
Protective Order – Stalking/Acts of Violence	PC	1	1	1	100%	1.0
Protective Order - Violation of Protective Order Conviction	PV	3	3	3	100%	1.0
Remand Support	RS	5	5	5	100%	1.0
Show Cause	SC	122	368	130	107%	3.0
Restricted License - Support	SL	5	6	5	100%	1.2
Civil Support	VS	174	374	175	101%	2.1
Adult Total		782	1,614	800	102.3%	
Juvenile						
Abuse or Neglect	AN	13	54	19	146%	3.7
Protective Order – Non Family Abuse	AP	3	5	3	100%	1.7
Capias	CA	2	6	2	100%	3.0
Child in Need of Services	CS	26	93	23	88%	3.5
Custody Visitation	CV	675	1,678	656	97%	2.4
Delinquency Felony	DF	28	184	46	164%	6.2
Delinquency Misdemeanor	DM	92	421	85	92%	4.0
Emancipation	EP	2	2	2	100%	1.0
Foster Care Review	FC	19	20	19	100%	1.1
Initial Foster Care Review	IF	13	13	13	100%	1.0
Motion - Modify Protective Order	MP	1	1	1	100%	1.0
Permanency Planning	PH	9	13	9	100%	1.4
Paternity	PT	62	108	60	97%	1.8
Remand Custody	RC	3	3	3	100%	1.0
Child at Risk of Abuse or Neglect	RI	4	10	4	100%	2.5
Remand Visitation	RV	2	2	2	100%	1.0
Show Cause	SC	10	29	11	110%	2.8
Status Offense	ST	4	11	5	125%	5.4
Traffic	T	49	106	46	94%	2.2
Termination of Parental Rights	TP	10	25	9	90%	2.6
Truancy/Runaway (Child in Need of Supervision)	TR	11	46	11	100%	4.0
Juvenile Total		1,038	2,830	1,029	99.1%	
Totals		1,820	4,444	1,829	100.5%	

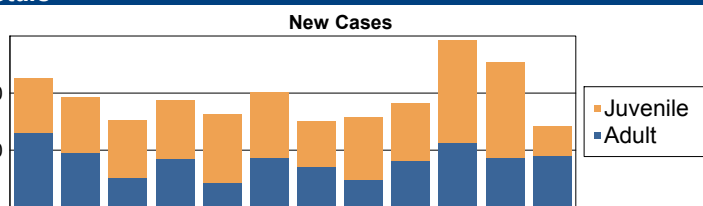


	Total Filings with %
Custody Visitation (CV)	675 37%
Criminal Misdemeanor (CM)	204 11%
Criminal Felony (CF)	182 10%
Civil Support (VS)	174 10%
Show Cause (SC)	132 7%
Others	453 25%
Total	1,820 100%

Commonwealth of Virginia
Caseload Statistics of the J&DR District Courts
 January 2016 thru December 2016

King William

	Filing Type	Filings	Hearings	Concluded	Clearance Rate	Hearings Per Case
Adult						
Protective Order - Non Family Abuse	AP	2	4	2	100%	2.0
Capias	CA	17	55	25	147%	2.6
Criminal Felony	CF	34	102	32	94%	3.1
Criminal Misdemeanor	CM	95	266	98	103%	3.0
Protective Order – Family Abuse	FP	11	20	10	91%	1.9
Motion - Modify Protective Order	MP	3	4	3	100%	1.3
Other	OT	2	2	2	100%	1.0
Protective Order - Violation of Protective Order Conviction	PV	3	3	3	100%	1.0
Remand Support	RS	6	6	6	100%	1.0
Show Cause	SC	91	254	114	125%	2.7
Restricted License - Support	SL	10	10	10	100%	1.0
Civil Support	VS	119	202	128	108%	1.9
Adult Total		393	928	433	110.2%	
Juvenile						
Abuse or Neglect	AN	6	17	6	100%	2.8
Custody Visitation	CV	331	612	356	108%	1.9
Delinquency Felony	DF	37	107	12	32%	3.3
Delinquency Misdemeanor	DM	51	169	49	96%	3.4
Emancipation	EP	1	2	1	100%	2.0
Entrustment Agreement	ET	1	1	1	100%	1.0
Foster Care Review	FC	2	2	2	100%	1.0
Initial Foster Care Review	IF	1	1	1	100%	1.0
Motion - Modify Protective Order	MP	1	3	1	100%	3.0
Permanency Planning	PH	3	3	3	100%	1.0
Paternity	PT	2	5	1	50%	2.0
Remand Custody	RC	20	20	20	100%	1.0
Remand Visitation	RV	15	15	15	100%	1.0
Show Cause	SC	1	1	1	100%	1.0
Status Offense	ST	2	4	1	50%	1.0
Traffic	T	45	80	50	111%	1.9
Termination of Parental Rights	TP	3	3	3	100%	1.0
Truancy/Runaway (Child in Need of Supervision)	TR	6	18	6	100%	3.0
Juvenile Total		528	1,063	529	100.2%	
Totals		921	1,991	962	104.5%	

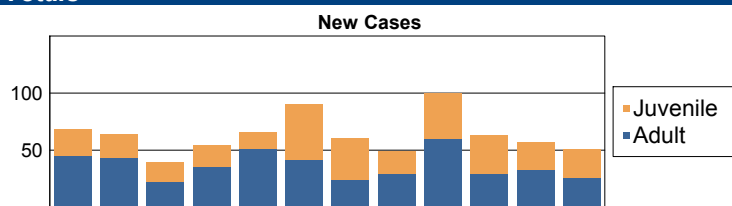


	Total Filings with %	
Custody Visitation (CV)	331	36%
Civil Support (VS)	119	13%
Criminal Misdemeanor (CM)	95	10%
Show Cause (SC)	92	10%
Delinquency Misdemeanor (DM)	51	6%
Others	233	25%
Total	921	100%

Commonwealth of Virginia
Caseload Statistics of the J&DR District Courts
 January 2016 thru December 2016

Lancaster

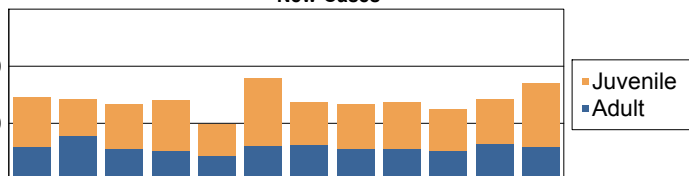
	Filing Type	Filings	Hearings	Concluded	Clearance Rate	Hearings Per Case
Adult						
Protective Order - Non Family Abuse	AP	1	2	1	100%	2.0
Capias	CA	22	54	28	127%	5.2
Criminal Felony	CF	107	157	106	99%	1.5
Criminal Misdemeanor	CM	118	252	132	112%	2.1
Protective Order – Family Abuse	FP	13	32	15	115%	2.3
Motion - Modify Protective Order	MP	10	10	10	100%	1.0
Other	OT	4	7	3	75%	2.0
Protective Order – Stalking/Acts of Violence	PC	1	1	1	100%	1.0
Protective Order - Violation of Protective Order Conviction	PV	2	2	2	100%	1.0
Remand Support	RS	3	3	3	100%	1.0
Show Cause	SC	65	271	71	109%	4.1
Restricted License - Support	SL	4	15	4	100%	3.3
Civil Support	VS	88	156	82	93%	1.7
Adult Total		438	962	458	104.6%	
Juvenile						
Abuse or Neglect	AN	2	8	2	100%	4.0
Relief of Custody	CR	5	7	5	100%	1.4
Child in Need of Services	CS	11	45	12	109%	5.5
Custody Visitation	CV	187	318	154	82%	1.8
Delinquency Felony	DF	14	43	10	71%	2.9
Delinquency Misdemeanor	DM	38	128	37	97%	3.6
Foster Care Review	FC	3	3	3	100%	1.0
Initial Foster Care Review	IF	5	5	5	100%	1.0
Permanency Planning	PH	6	6	6	100%	1.0
Remand Custody	RC	4	4	4	100%	1.0
Child at Risk of Abuse or Neglect	RI	0	2	1	0%	6.0
Remand Visitation	RV	3	3	3	100%	1.0
Show Cause	SC	2	8	2	100%	3.0
Status Offense	ST	1	7	4	400%	4.0
Traffic	T	39	54	36	92%	1.6
Termination of Parental Rights	TP	2	2	2	100%	1.0
Truancy/Runaway (Child in Need of Supervision)	TR	1	1	0	0%	0.0
Juvenile Total		323	644	286	88.5%	
Totals		761	1,606	744	97.8%	



	Total Filings with %	
Custody Visitation (CV)	187	25%
Criminal Misdemeanor (CM)	118	16%
Criminal Felony (CF)	107	14%
Civil Support (VS)	88	12%
Show Cause (SC)	67	9%
Others	194	25%
Total	761	100%

	Filing Type	Filings	Hearings	Concluded	Clearance Rate	Hearings Per Case
Adult						
Protective Order - Non Family Abuse	AP	2	4	2	100%	2.0
Capias	CA	55	154	66	120%	2.9
Criminal Felony	CF	77	200	74	96%	3.3
Criminal Misdemeanor	CM	126	317	111	88%	2.7
Protective Order – Family Abuse	FP	70	129	69	99%	1.8
Motion - Modify Protective Order	MP	5	6	5	100%	1.2
Other	OT	27	67	17	63%	2.0
Remand Support	RS	24	24	24	100%	1.0
Show Cause	SC	154	901	231	150%	5.4
Restricted License - Support	SL	11	13	12	109%	1.2
Civil Support	VS	142	295	148	104%	2.0
Adult Total		693	2,110	759	109.5%	
Juvenile						
Abuse or Neglect	AN	73	207	69	95%	2.8
Protective Order – Non Family Abuse	AP	2	3	2	100%	1.5
Capias	CA	1	1	1	100%	1.0
Relief of Custody	CR	19	38	17	89%	2.1
Child in Need of Services	CS	3	6	3	100%	4.3
Custody Visitation	CV	435	1,312	440	101%	2.9
Delinquency Felony	DF	18	74	22	122%	4.6
Delinquency Misdemeanor	DM	51	184	63	124%	3.7
Emancipation	EP	2	2	1	50%	1.0
Entrustment Agreement	ET	6	6	6	100%	1.0
Foster Care Review	FC	43	44	43	100%	1.0
Protective Order – Family Abuse	FP	1	2	1	100%	2.0
Initial Foster Care Review	IF	25	25	25	100%	1.0
Juvenile Support	JS	1	3	0	0%	0.0
Motion - Modifv Protective Order	MP	4	4	4	100%	1.0
Permanency Planning	PH	51	52	51	100%	1.0
Paternity	PT	11	27	13	118%	2.4
Remand Custody	RC	44	44	44	100%	1.0
Child at Risk of Abuse or Nealect	RI	3	4	3	100%	1.3
Remand Visitation	RV	44	44	44	100%	1.0
Show Cause	SC	6	9	7	117%	1.4
Status Offense	ST	21	54	16	76%	2.8
Traffic	T	61	81	71	116%	1.7
Termination of Parental Rights	TP	23	33	23	100%	1.5
Truancy/Runaway (Child in Need of Supervision)	TR	38	172	32	84%	4.2
	VA	2	2	2	100%	1.0
Juvenile Total		988	2,433	1,003	101.5%	
Totals		1,681	4,543	1,762	104.8%	

New Cases

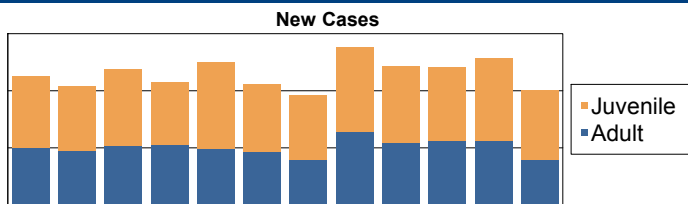


	Total Filings with %	
Custody Visitation (CV)	435	26%
Show Cause (SC)	160	10%
Civil Support (VS)	142	8%
Criminal Misdemeanor (CM)	126	7%
Criminal Felony (CF)	77	5%
Others	741	44%
Total	1,681	100%

Commonwealth of Virginia
Caseload Statistics of the J&DR District Courts
 January 2016 thru December 2016

Loudoun

	Filing Type	Filings	Hearings	Concluded	Clearance Rate	Hearings Per Case
Adult						
Protective Order - Non Family Abuse	AP	17	32	15	88%	1.9
Capias	CA	178	480	191	107%	2.6
Criminal Felony	CF	214	1,003	204	95%	4.8
Criminal Misdemeanor	CM	748	3,121	710	95%	4.3
Criminal Support	CS	1	3	2	200%	3.0
Protective Order – Family Abuse	FP	364	792	369	101%	2.1
Motion - Modify Protective Order	MP	48	59	48	100%	1.2
Other	OT	2	2	2	100%	1.0
Protective Order - Violation of Protective Order Conviction	PV	27	27	27	100%	1.0
Remand Support	RS	64	64	64	100%	1.0
Show Cause	SC	547	1,391	571	104%	2.4
Restricted License - Support	SL	15	16	13	87%	1.1
Civil Support	VS	812	1,686	799	98%	2.1
Adult Total		3,037	8,676	3,015	99.3%	
Juvenile						
Abuse or Neglect	AN	17	59	16	94%	3.5
Protective Order – Non Family Abuse	AP	12	24	10	83%	2.1
Capias	CA	17	51	17	100%	2.6
Child in Need of Services	CS	15	40	13	87%	2.9
Custody Visitation	CV	1,998	4,809	1,905	95%	2.2
Delinquency Felony	DF	230	1,091	206	90%	5.0
Delinquency Misdemeanor	DM	769	2,865	794	103%	3.6
Entrustment Agreement	ET	9	11	9	100%	1.1
Foster Care Review	FC	43	48	43	100%	1.1
Protective Order – Family Abuse	FP	4	7	4	100%	1.8
Initial Foster Care Review	IF	17	17	15	88%	1.0
Juvenile Support	JS	1	3	0	0%	0.0
Motion - Modifv Protective Order	MP	7	8	8	114%	1.1
Permanency Planning	PH	40	64	42	105%	1.5
Paternity	PT	8	18	11	138%	1.8
Remand Custody	RC	89	90	88	99%	1.0
Remand Visitation	RV	60	60	60	100%	1.0
Show Cause	SC	49	111	48	98%	2.3
Status Offense	ST	27	66	27	100%	2.6
Traffic	T	390	697	411	105%	1.9
Termination of Parental Rights	TP	25	44	18	72%	1.6
Truancy/Runaway (Child in Need of Supervision)	TR	34	186	45	132%	5.0
Juvenile Total		3,861	10,369	3,790	98.2%	
Totals		6,898	19,045	6,805	98.7%	

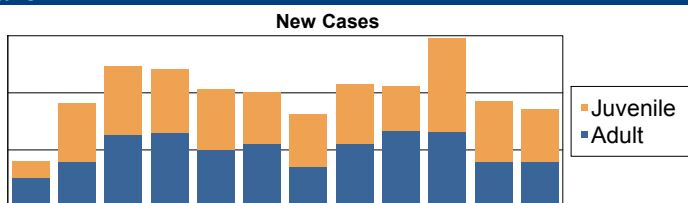


	Total Filings with %	
Custody Visitation (CV)	1,998	29%
Civil Support (VS)	812	12%
Delinquency Misdemeanor (DM)	769	11%
Criminal Misdemeanor (CM)	748	11%
Show Cause (SC)	596	9%
Others	1,975	29%
Total	6,898	100%

Commonwealth of Virginia
Caseload Statistics of the J&DR District Courts
 January 2016 thru December 2016

Louisa

	Filing Type	Filings	Hearings	Concluded	Clearance Rate	Hearings Per Case
Adult						
Protective Order - Non Family Abuse	AP	1	2	1	100%	2.0
Bond Forfeiture Show Cause	BF	2	2	0	0%	0.0
Capias	CA	54	172	66	122%	2.8
Criminal Felony	CF	188	351	166	88%	1.9
Criminal Misdemeanor	CM	322	763	328	102%	2.4
Protective Order – Family Abuse	FP	86	171	86	100%	2.0
Motion - Modify Protective Order	MP	16	16	16	100%	1.0
Other	OT	2	4	2	100%	2.0
Protective Order – Stalking/Acts of Violence	PC	2	3	2	100%	1.5
Violation - Family Abuse Protective Order	PS	1	1	1	100%	1.0
Remand Support	RS	15	15	14	93%	1.0
Show Cause	SC	276	961	293	106%	3.3
Restricted License - Support	SL	6	8	6	100%	1.3
Civil Support	VS	232	544	241	104%	2.2
Adult Total		1,203	3,013	1,222	101.6%	
Juvenile						
Abuse or Neglect	AN	51	173	43	84%	3.2
Capias	CA	1	4	2	200%	3.5
Child in Need of Services	CS	26	57	19	73%	2.5
Custody Visitation	CV	842	2,466	872	104%	3.0
Delinquency Felony	DF	13	88	26	200%	3.7
Delinquency Misdemeanor	DM	94	355	128	136%	3.4
Foster Care Review	FC	36	36	36	100%	1.0
Initial Foster Care Review	IF	28	28	28	100%	1.0
Protective Order – Stalking/Acts of Violence	PC	1	1	1	100%	1.0
Permanency Planning	PH	32	33	33	103%	1.2
Paternity	PT	3	5	3	100%	1.7
Remand Custody	RC	7	7	7	100%	1.0
Remand Visitation	RV	6	6	6	100%	1.0
Show Cause	SC	1	3	2	200%	5.5
Status Offense	ST	8	11	7	88%	1.3
Traffic	T	42	74	45	107%	1.8
Truancy/Runaway (Child in Need of Supervision)	TR	8	19	5	63%	3.4
Juvenile Total		1,199	3,366	1,263	105.3%	
Totals		2,402	6,379	2,485	103.5%	

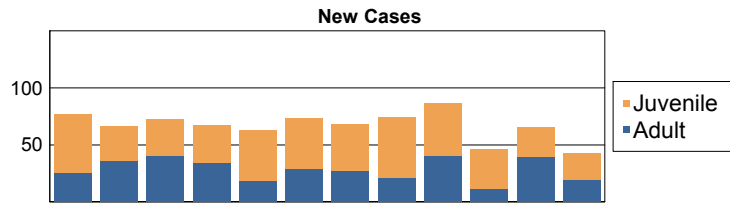


	Total Filings with %	
Custody Visitation (CV)	842	35%
Criminal Misdemeanor (CM)	322	13%
Show Cause (SC)	277	12%
Civil Support (VS)	232	10%
Criminal Felony (CF)	188	8%
Others	541	23%
Total	2,402	100%

Commonwealth of Virginia
Caseload Statistics of the J&DR District Courts
 January 2016 thru December 2016

Lunenburg

	Filing Type	Filings	Hearings	Concluded	Clearance Rate	Hearings Per Case
Adult						
Protective Order - Non Family Abuse	AP	1	2	1	100%	2.0
Bond Forfeiture Show Cause	BF	2	2	1	50%	1.0
Capias	CA	19	32	20	105%	1.7
Criminal Felony	CF	17	51	20	118%	2.6
Criminal Misdemeanor	CM	52	164	59	113%	2.8
Criminal Support	CS	2	2	2	100%	1.0
Protective Order – Family Abuse	FP	35	77	34	97%	2.2
Motion - Modify Protective Order	MP	6	8	6	100%	1.3
Remand Support	RS	2	2	2	100%	1.0
Show Cause	SC	76	198	92	121%	2.8
Civil Support	VS	133	206	128	96%	1.6
Adult Total		345	744	365	105.8%	
Juvenile						
Abuse or Neglect	AN	12	47	8	67%	3.1
Protective Order – Non Family Abuse	AP	2	5	1	50%	2.0
Child in Need of Services	CS	13	51	12	92%	4.2
Custody Visitation	CV	241	410	226	94%	1.7
Delinquency Felony	DF	13	64	28	215%	3.8
Delinquency Misdemeanor	DM	72	220	78	108%	2.7
Foster Care Review	FC	14	14	12	86%	1.0
Initial Foster Care Review	IF	8	11	8	100%	1.4
Juvenile Support	JS	0	2	1	0%	7.0
Permanency Planning	PH	7	8	7	100%	1.1
Paternity	PT	5	10	4	80%	2.3
Child at Risk of Abuse or Neglect	RI	4	21	6	150%	4.5
Show Cause	SC	2	3	2	100%	1.5
Status Offense	ST	18	47	12	67%	2.3
Traffic	T	45	73	37	82%	1.6
Truancy/Runaway (Child in Need of Supervision)	TR	2	32	2	100%	6.5
Juvenile Total		458	1,018	444	96.9%	
Totals		803	1,762	809	100.7%	

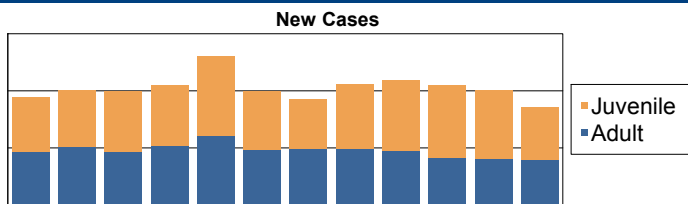


	Total Filings with %	
Custody Visitation (CV)	241	30%
Civil Support (VS)	133	17%
Show Cause (SC)	78	10%
Delinquency Misdemeanor (DM)	72	9%
Criminal Misdemeanor (CM)	52	6%
Others	227	28%
Total	803	100%

Commonwealth of Virginia
Caseload Statistics of the J&DR District Courts
 January 2016 thru December 2016

Lynchburg

	Filing Type	Filings	Hearings	Concluded	Clearance Rate	Hearings Per Case
Adult						
Protective Order - Non Family Abuse	AP	7	18	4	57%	3.0
Bond Forfeiture Show Cause	BF	1	3	1	100%	3.0
Capias	CA	238	783	301	126%	2.9
Criminal Felony	CF	212	682	215	101%	3.1
Criminal Misdemeanor	CM	675	1,938	727	108%	2.8
Protective Order – Family Abuse	FP	222	526	228	103%	2.4
Motion - Modify Protective Order	MP	46	54	46	100%	1.2
Other	OT	3	4	4	133%	1.3
Remand Support	RS	22	22	22	100%	1.0
Show Cause	SC	743	1,905	818	110%	2.5
Restricted License - Support	SL	14	20	15	107%	1.5
Civil Support	VS	679	1,201	718	106%	1.7
Adult Total		2,862	7,156	3,099	108.3%	
Juvenile						
Abuse or Neglect	AN	146	522	154	105%	3.6
Protective Order – Non Family Abuse	AP	21	48	20	95%	2.3
Child in Need of Services	CS	46	142	48	104%	3.1
Custody Visitation	CV	1,498	2,957	1,502	100%	2.1
Delinquency Felony	DF	187	809	169	90%	4.1
Delinquency Misdemeanor	DM	368	1,246	360	98%	3.4
Entrustment Agreement	ET	84	105	76	90%	1.3
Foster Care Review	FC	138	146	134	97%	1.1
Initial Foster Care Review	IF	38	40	38	100%	1.1
Motion - Modify Protective Order	MP	1	3	3	300%	4.0
Permanency Planning	PH	217	231	206	95%	1.1
Paternity	PT	41	91	41	100%	2.1
Remand Custody	RC	37	37	37	100%	1.0
Child at Risk of Abuse or Neglect	RI	14	46	11	79%	2.8
Remand Visitation	RV	35	35	35	100%	1.0
Status Offense	ST	8	16	8	100%	2.0
Traffic	T	85	148	89	105%	1.8
Termination of Parental Rights	TP	212	331	201	95%	1.6
Truancy/Runaway (Child in Need of Supervision)	TR	112	322	92	82%	3.2
Juvenile Total		3,288	7,275	3,224	98.1%	
Totals		6,150	14,431	6,323	102.8%	

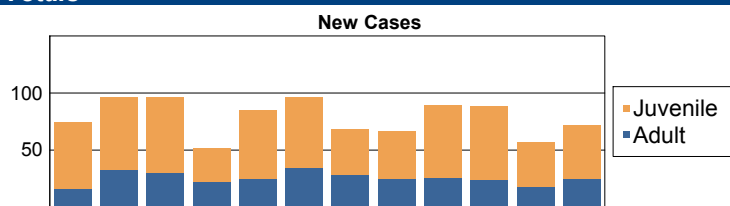


	Total Filings with %	
Custody Visitation (CV)	1,498	24%
Show Cause (SC)	743	12%
Civil Support (VS)	679	11%
Criminal Misdemeanor (CM)	675	11%
Delinquency Misdemeanor (DM)	368	6%
Others	2,187	36%
Total	6,150	100%

Commonwealth of Virginia
Caseload Statistics of the J&DR District Courts
 January 2016 thru December 2016

Madison

	Filing Type	Filings	Hearings	Concluded	Clearance Rate	Hearings Per Case
Adult						
Capias	CA	14	70	18	129%	4.3
Criminal Felony	CF	14	51	15	107%	3.4
Criminal Misdemeanor	CM	66	180	55	83%	2.9
Protective Order – Family Abuse	FP	25	54	25	100%	2.1
Motion - Modifv Protective Order	MP	8	13	8	100%	1.6
Other	OT	9	16	11	122%	1.8
Protective Order – Stalking/Acts of Violence	PC	3	9	3	100%	3.0
Protective Order - Violation of Protective Order Conviction	PV	7	7	7	100%	1.0
Remand Support	RS	4	4	4	100%	1.0
Show Cause	SC	78	305	77	99%	4.3
Restricted License - Support	SL	3	3	3	100%	1.0
Civil Support	VS	75	135	85	113%	1.9
Adult Total		306	847	311	101.6%	
Juvenile						
Abuse or Neglect	AN	39	133	37	95%	3.4
Relief of Custody	CR	1	2	1	100%	2.0
Child in Need of Services	CS	11	36	17	155%	3.4
Custody Visitation	CV	307	691	324	106%	2.4
Delinquency Felony	DF	4	32	3	75%	5.0
Delinquency Misdemeanor	DM	30	82	33	110%	3.1
Entrustment Agreement	ET	3	3	3	100%	1.0
Foster Care Review	FC	36	36	36	100%	1.0
Initial Foster Care Review	IF	38	38	38	100%	1.0
Motion - Modify Protective Order	MP	5	8	4	80%	1.8
Permanency Planning	PH	54	58	54	100%	1.1
Paternity	PT	10	17	5	50%	2.0
Remand Custody	RC	7	7	7	100%	1.0
Child at Risk of Abuse or Neglect	RI	6	6	6	100%	1.0
Restricted Driver's License	RL	1	1	1	100%	1.0
Remand Visitation	RV	7	7	7	100%	1.0
Show Cause	SC	0	4	1	0%	5.0
Status Offense	ST	26	53	23	88%	2.3
Traffic	T	29	36	24	83%	1.7
Termination of Parental Rights	TP	9	13	9	100%	1.4
Truancy/Runaway (Child in Need of Supervision)	TR	9	29	9	100%	3.2
	VA	1	1	1	100%	1.0
Juvenile Total		633	1,293	643	101.6%	
Totals		939	2,140	954	101.6%	



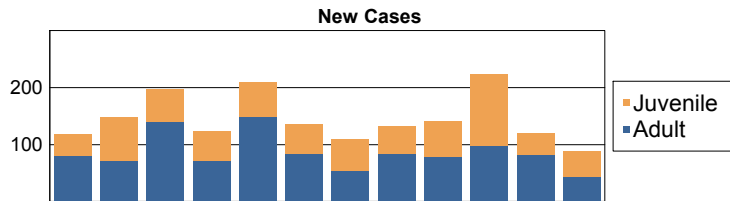
	Total Filings with %
Custody Visitation (CV)	307 33%
Show Cause (SC)	78 8%
Civil Support (VS)	75 8%
Criminal Misdemeanor (CM)	66 7%
Permanency Planning (PH)	54 6%
Others	359 38%
Total	939 100%

Commonwealth of Virginia
Caseload Statistics of the J&DR District Courts
 January 2016 thru December 2016

Martinsville

	Filing Type	Filings	Hearings	Concluded	Clearance Rate	Hearings Per Case
Adult						
Protective Order - Non Family Abuse	AP	3	7	3	100%	2.3
Capias	CA	42	94	50	119%	2.1
Criminal Felony	CF	42	118	46	110%	2.9
Criminal Misdemeanor	CM	198	492	209	106%	2.5
Protective Order – Family Abuse	FP	52	103	51	98%	1.9
Motion - Modify Protective Order	MP	14	14	14	100%	1.0
Remand Support	RS	2	2	2	100%	1.0
Show Cause	SC	339	1,001	350	103%	2.9
Restricted License - Support	SL	12	13	12	100%	1.1
Civil Support	VS	336	518	317	94%	1.5
Adult Total		1,040	2,362	1,054	101.3%	
Juvenile						
Abuse or Neglect	AN	11	39	19	173%	3.8
Protective Order – Non Family Abuse	AP	6	6	6	100%	1.0
Capias	CA	2	4	1	50%	2.0
Relief of Custody	CR	2	6	0	0%	0.0
Custody Visitation	CV	560	916	511	91%	1.6
Delinquency Felony	DF	19	60	14	74%	3.4
Delinquency Misdemeanor	DM	45	154	64	142%	3.1
Foster Care Review	FC	6	7	6	100%	1.0
Initial Foster Care Review	IF	2	2	2	100%	1.0
Permanency Planning	PH	5	5	5	100%	1.0
Paternity	PT	7	14	7	100%	2.0
Remand Custody	RC	6	6	6	100%	1.0
Remand Visitation	RV	6	6	6	100%	1.0
Status Offense	ST	1	3	1	100%	3.0
Traffic	T	13	28	17	131%	2.1
Termination of Parental Rights	TP	5	5	5	100%	1.0
Truancy/Runaway (Child in Need of Supervision)	TR	9	34	12	133%	3.4
	VA	2	2	2	100%	1.0
Juvenile Total		707	1,297	684	96.7%	

Totals	1,747	3,659	1,738	99.5%
---------------	--------------	--------------	--------------	--------------



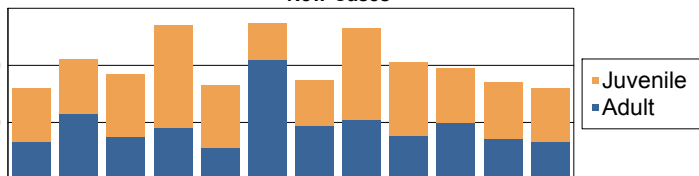
	Total Filings with %	
Custody Visitation (CV)	560	32%
Show Cause (SC)	339	19%
Civil Support (VS)	336	19%
Criminal Misdemeanor (CM)	198	11%
Protective Order – Family Abuse (FP)	52	3%
Others	262	15%
Total	1,747	100%

Commonwealth of Virginia
Caseload Statistics of the J&DR District Courts
 January 2016 thru December 2016

Mathews

	Filing Type	Filings	Hearings	Concluded	Clearance Rate	Hearings Per Case
Adult						
Protective Order - Non Family Abuse	AP	4	7	3	75%	1.7
Capias	CA	3	10	7	233%	2.0
Criminal Felony	CF	38	99	33	87%	2.5
Criminal Misdemeanor	CM	56	120	42	75%	2.3
Protective Order – Family Abuse	FP	23	44	23	100%	1.9
Motion - Modify Protective Order	MP	2	2	2	100%	1.0
Other	OT	5	5	5	100%	1.0
Protective Order - Violation of Protective Order Conviction	PV	4	4	4	100%	1.0
Remand Support	RS	3	3	3	100%	1.0
Show Cause	SC	36	93	37	103%	2.8
Restricted License - Support	SL	3	23	3	100%	5.7
Civil Support	VS	47	76	40	85%	1.6
Adult Total		224	486	202	90.2%	
Juvenile						
Abuse or Neglect	AN	8	31	8	100%	3.9
Child in Need of Services	CS	0	1	1	0%	6.0
Custody Visitation	CV	156	277	148	95%	1.7
Delinquency Felony	DF	10	27	6	60%	2.3
Delinquency Misdemeanor	DM	24	62	21	88%	3.0
Entrustment Agreement	ET	2	2	2	100%	1.0
Foster Care Review	FC	1	1	1	100%	1.0
Initial Foster Care Review	IF	1	1	1	100%	1.0
Motion - Modify Protective Order	MP	3	3	3	100%	1.0
Permanency Planning	PH	2	2	2	100%	1.0
Remand Custody	RC	9	9	9	100%	1.0
Remand Visitation	RV	6	6	6	100%	1.0
Show Cause	SC	3	6	3	100%	2.0
Status Offense	ST	2	5	0	0%	0.0
Traffic	T	31	63	33	106%	1.9
Termination of Parental Rights	TP	2	4	2	100%	2.0
Truancy/Runaway (Child in Need of Supervision)	TR	3	14	4	133%	3.8
Juvenile Total		263	514	250	95.1%	
Totals		487	1,000	452	92.8%	

New Cases

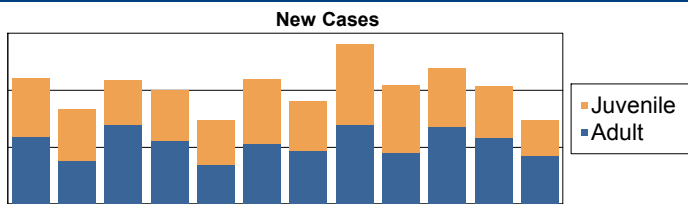


	Total Filings with %	
Custody Visitation (CV)	156	32%
Criminal Misdemeanor (CM)	56	11%
Civil Support (VS)	47	10%
Show Cause (SC)	39	8%
Criminal Felony (CF)	38	8%
Others	151	31%
Total	487	100%

Commonwealth of Virginia
Caseload Statistics of the J&DR District Courts
 January 2016 thru December 2016

Mecklenburg

	Filing Type	Filings	Hearings	Concluded	Clearance Rate	Hearings Per Case
Adult						
Protective Order - Non Family Abuse	AP	5	13	5	100%	2.6
Capias	CA	82	233	93	113%	3.0
Criminal Felony	CF	38	99	41	108%	2.6
Criminal Misdemeanor	CM	248	658	220	89%	2.8
Protective Order – Family Abuse	FP	79	182	81	103%	2.3
Motion - Modify Protective Order	MP	22	25	22	100%	1.1
Protective Order – Stalking/Acts of Violence	PC	2	2	2	100%	1.0
Protective Order - Violation of Protective Order Conviction	PV	4	4	4	100%	1.0
Remand Support	RS	10	10	10	100%	1.0
Show Cause	SC	419	1,345	464	111%	3.2
Restricted License - Support	SL	12	16	12	100%	1.3
Civil Support	VS	360	648	345	96%	1.8
Adult Total		1,281	3,235	1,299	101.4%	
Juvenile						
Abuse or Neglect	AN	33	140	42	127%	4.1
Protective Order – Non Family Abuse	AP	10	16	9	90%	1.6
Relief of Custody	CR	1	2	0	0%	0.0
Child in Need of Services	CS	5	49	6	120%	6.2
Custody Visitation	CV	705	1,483	662	94%	2.0
Delinquency Felony	DF	25	142	27	108%	4.9
Delinquency Misdemeanor	DM	93	428	130	140%	3.9
Foster Care Review	FC	23	24	23	100%	1.0
Initial Foster Care Review	IF	19	20	19	100%	1.0
Juvenile Support	JS	1	2	1	100%	2.0
Motion - Modify Protective Order	MP	32	72	37	116%	2.1
Permanency Planning	PH	13	13	13	100%	1.0
Paternity	PT	65	96	67	103%	1.5
Remand Custody	RC	15	15	15	100%	1.0
Child at Risk of Abuse or Neglect	RI	30	131	43	143%	4.0
Remand Visitation	RV	15	15	15	100%	1.0
Show Cause	SC	0	2	1	0%	5.0
Status Offense	ST	22	90	24	109%	4.6
Traffic	T	44	93	50	114%	2.0
Termination of Parental Rights	TP	1	1	0	0%	0.0
Truancy/Runaway (Child in Need of Supervision)	TR	2	18	4	200%	7.8
Juvenile Total		1,154	2,852	1,188	102.9%	
Totals		2,435	6,087	2,487	102.1%	

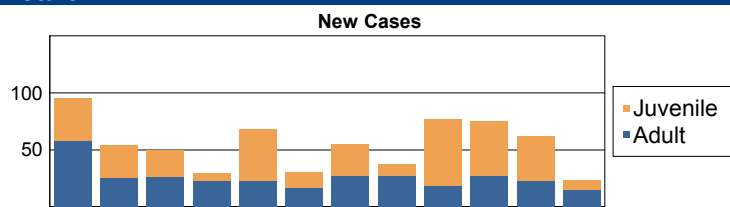


	Total Filings with %
Custody Visitation (CV)	705 29%
Show Cause (SC)	419 17%
Civil Support (VS)	360 15%
Criminal Misdemeanor (CM)	248 10%
Delinquency Misdemeanor (DM)	93 4%
Others	610 25%
Total	2,435 100%

Commonwealth of Virginia
Caseload Statistics of the J&DR District Courts
 January 2016 thru December 2016

Middlesex

	Filing Type	Filings	Hearings	Concluded	Clearance Rate	Hearings Per Case
Adult						
Protective Order - Non Family Abuse	AP	0	2	2	0%	2.0
Capias	CA	13	35	13	100%	2.0
Criminal Felony	CF	50	149	57	114%	2.6
Criminal Misdemeanor	CM	81	228	83	102%	2.8
Protective Order – Family Abuse	FP	31	64	29	94%	2.1
Motion - Modify Protective Order	MP	6	11	6	100%	1.8
Other	OT	1	1	1	100%	1.0
Protective Order - Violation of Protective Order Conviction	PV	5	5	5	100%	1.0
Remand Support	RS	3	3	3	100%	1.0
Show Cause	SC	62	189	72	116%	2.8
Restricted License - Support	SL	2	22	3	150%	10.7
Civil Support	VS	58	79	54	93%	1.5
Adult Total		312	788	328	105.1%	
Juvenile						
Abuse or Neglect	AN	13	46	13	100%	3.2
Child in Need of Services	CS	3	10	1	33%	3.0
Custody Visitation	CV	210	355	201	96%	1.7
Delinquency Felony	DF	17	116	23	135%	4.8
Delinquency Misdemeanor	DM	36	133	57	158%	3.2
Entrustment Agreement	ET	1	1	1	100%	1.0
Foster Care Review	FC	9	9	9	100%	1.0
Initial Foster Care Review	IF	9	10	9	100%	1.0
Permanency Planning	PH	3	3	3	100%	1.0
Remand Custody	RC	5	5	5	100%	1.0
Remand Visitation	RV	5	5	5	100%	1.0
Show Cause	SC	4	12	5	125%	2.6
Status Offense	ST	4	12	2	50%	2.5
Traffic	T	20	32	15	75%	1.9
Termination of Parental Rights	TP	6	13	6	100%	2.2
Juvenile Total		345	762	355	102.9%	
Totals		657	1,550	683	104.0%	



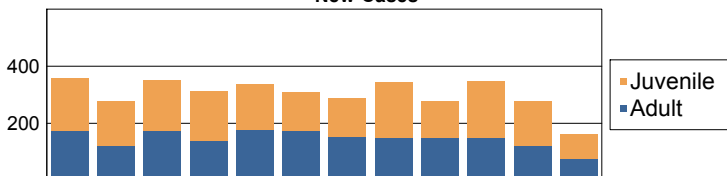
	Total Filings with %	
Custody Visitation (CV)	210	32%
Criminal Misdemeanor (CM)	81	12%
Show Cause (SC)	66	10%
Civil Support (VS)	58	9%
Criminal Felony (CF)	50	8%
Others	192	29%
Total	657	100%

Commonwealth of Virginia
Caseload Statistics of the J&DR District Courts
 January 2016 thru December 2016

Montgomery

	Filing Type	Filings	Hearings	Concluded	Clearance Rate	Hearings Per Case
Adult						
Protective Order - Non Family Abuse	AP	2	4	2	100%	2.0
Bond Forfeiture Show Cause	BF	1	2	1	100%	2.0
Capias	CA	65	228	60	92%	3.4
Criminal Felony	CF	177	601	174	98%	3.7
Criminal Misdemeanor	CM	366	1,189	405	111%	3.1
Protective Order – Family Abuse	FP	95	216	99	104%	2.2
Motion - Modify Protective Order	MP	20	31	19	95%	1.5
Other	OT	18	26	23	128%	1.8
Protective Order - Violation of Protective Order Conviction	PV	9	9	9	100%	1.0
Restricted Driver's License	RL	1	1	1	100%	1.0
Remand Support	RS	47	47	47	100%	1.0
Show Cause	SC	511	1,515	442	86%	2.9
Restricted License - Support	SL	14	16	14	100%	1.1
Civil Support	VS	429	812	430	100%	2.0
Adult Total		1,755	4,697	1,726	98.3%	
Juvenile						
Abuse or Neglect	AN	38	129	41	108%	3.3
Protective Order – Non Family Abuse	AP	3	8	3	100%	2.7
Relief of Custody	CR	7	13	7	100%	1.9
Child in Need of Services	CS	5	13	6	120%	2.5
Custody Visitation	CV	1,247	2,514	1,224	98%	2.1
Delinquency Felony	DF	37	175	36	97%	4.8
Delinquency Misdemeanor	DM	194	703	195	101%	3.2
Emancipation	EP	1	3	1	100%	3.0
Foster Care Review	FC	24	35	22	92%	1.2
Protective Order – Family Abuse	FP	1	2	1	100%	2.0
Initial Foster Care Review	IF	18	24	18	100%	1.1
Juvenile Support	JS	2	5	1	50%	4.0
Motion - Modify Protective Order	MP	0	3	3	0%	3.0
Permanency Planning	PH	22	27	22	100%	1.1
Paternity	PT	12	26	13	108%	2.3
Remand Custody	RC	65	65	65	100%	1.0
Child at Risk of Abuse or Neglect	RI	1	3	1	100%	3.0
Remand Visitation	RV	25	25	25	100%	1.0
Show Cause	SC	23	76	20	87%	3.8
Status Offense	ST	11	15	10	91%	1.5
Traffic	T	106	188	117	110%	1.9
Termination of Parental Rights	TP	20	39	19	95%	1.8
Truancy/Runaway (Child in Need of Supervision)	TR	25	105	24	96%	4.1
Juvenile Total		1,887	4,196	1,874	99.3%	
Totals		3,642	8,893	3,600	98.8%	

New Cases

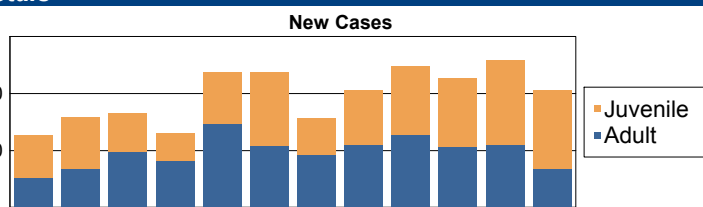


	Total Filings with %	
Custody Visitation (CV)	1,247	34%
Show Cause (SC)	534	15%
Civil Support (VS)	429	12%
Criminal Misdemeanor (CM)	366	10%
Delinquency Misdemeanor (DM)	194	5%
Others	872	24%
Total	3,642	100%

Commonwealth of Virginia
Caseload Statistics of the J&DR District Courts
 January 2016 thru December 2016

Nelson

	Filing Type	Filings	Hearings	Concluded	Clearance Rate	Hearings Per Case
Adult						
Protective Order - Non Family Abuse	AP	3	7	3	100%	2.3
Capias	CA	21	73	28	133%	3.0
Criminal Felony	CF	47	134	42	89%	2.7
Criminal Misdemeanor	CM	116	310	113	97%	2.7
Protective Order – Family Abuse	FP	54	130	53	98%	2.4
Motion - Modify Protective Order	MP	9	13	9	100%	1.4
Violation - Family Abuse Protective Order	PS	1	1	1	100%	1.0
Protective Order - Violation of Protective Order Conviction	PV	4	7	4	100%	1.0
Remand Support	RS	12	12	12	100%	1.0
Show Cause	SC	95	260	110	116%	3.1
Civil Support	VS	106	155	102	96%	1.4
Adult Total		468	1,102	477	101.9%	
Juvenile						
Abuse or Neglect	AN	14	59	30	214%	3.1
Protective Order – Non Family Abuse	AP	7	12	7	100%	1.7
Relief of Custody	CR	0	2	2	0%	2.0
Child in Need of Services	CS	8	18	5	63%	2.8
Custody Visitation	CV	280	421	238	85%	1.5
Delinquency Felony	DF	2	17	9	450%	3.9
Delinquency Misdemeanor	DM	36	107	48	133%	3.0
Foster Care Review	FC	11	11	11	100%	1.0
Protective Order – Family Abuse	FP	1	2	1	100%	2.0
Initial Foster Care Review	IF	11	11	11	100%	1.0
Protective Order – Stalking/Acts of Violence	PC	2	3	2	100%	1.5
Permanency Planning	PH	12	12	12	100%	1.0
Paternity	PT	4	6	4	100%	1.5
Remand Custody	RC	24	24	24	100%	1.0
Restricted Driver's License	RL	1	1	1	100%	1.0
Remand Visitation	RV	22	22	22	100%	1.0
Show Cause	SC	1	1	1	100%	1.0
Status Offense	ST	4	5	4	100%	1.3
Traffic	T	26	46	28	108%	1.8
Truancy/Runaway (Child in Need of Supervision)	TR	6	20	5	83%	4.4
	VA	2	2	0	0%	0.0
Juvenile Total		474	802	465	98.1%	
Totals		942	1,904	942	100.0%	

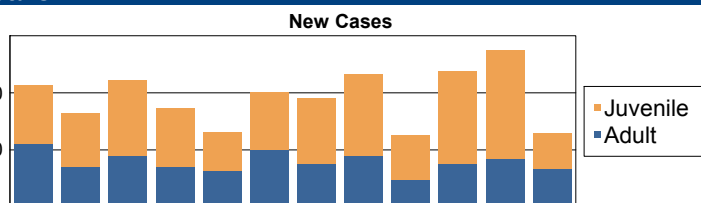


	Total Filings with %	
Custody Visitation (CV)	280	30%
Criminal Misdemeanor (CM)	116	12%
Civil Support (VS)	106	11%
Show Cause (SC)	96	10%
Protective Order – Family Abuse (FP)	55	6%
Others	289	31%
Total	942	100%

Commonwealth of Virginia
Caseload Statistics of the J&DR District Courts
 January 2016 thru December 2016

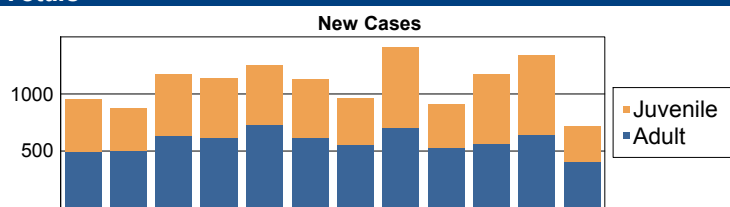
New Kent

	Filing Type	Filings	Hearings	Concluded	Clearance Rate	Hearings Per Case
Adult						
Protective Order - Non Family Abuse	AP	3	4	2	67%	3.5
Capias	CA	11	39	12	109%	2.8
Criminal Felony	CF	36	78	27	75%	2.1
Criminal Misdemeanor	CM	77	237	69	90%	3.2
Protective Order – Family Abuse	FP	28	50	25	89%	1.7
Motion - Modify Protective Order	MP	4	4	4	100%	1.0
Other	OT	2	2	1	50%	1.0
Protective Order - Violation of Protective Order Conviction	PV	2	2	2	100%	1.0
Remand Support	RS	5	5	5	100%	1.0
Show Cause	SC	91	283	94	103%	3.3
Restricted License - Support	SL	3	4	2	67%	1.5
Civil Support	VS	115	248	109	95%	2.2
Adult Total		377	956	352	93.4%	
Juvenile						
Abuse or Neglect	AN	9	22	7	78%	2.6
Protective Order – Non Family Abuse	AP	2	4	2	100%	2.0
Capias	CA	1	1	1	100%	1.0
Relief of Custody	CR	1	1	0	0%	0.0
Child in Need of Services	CS	1	4	2	200%	3.5
Custody Visitation	CV	283	691	274	97%	2.6
Delinquency Felony	DF	41	158	24	59%	3.9
Delinquency Misdemeanor	DM	72	280	85	118%	3.5
Entrustment Agreement	ET	1	1	1	100%	1.0
Foster Care Review	FC	5	5	5	100%	1.0
Initial Foster Care Review	IF	6	6	6	100%	1.0
Permanency Planning	PH	2	2	2	100%	1.0
Paternity	PT	4	7	4	100%	1.8
Remand Custody	RC	3	3	3	100%	1.0
Remand Visitation	RV	3	3	3	100%	1.0
Show Cause	SC	13	32	13	100%	2.5
Status Offense	ST	8	25	6	75%	2.5
Traffic	T	85	176	74	87%	2.1
Truancy/Runaway (Child in Need of Supervision)	TR	0	6	0	0%	0.0
Juvenile Total		540	1,427	512	94.8%	
Totals		917	2,383	864	94.2%	



	Total Filings with %	
Custody Visitation (CV)	283	31%
Civil Support (VS)	115	13%
Show Cause (SC)	104	11%
Traffic (T)	85	9%
Criminal Misdemeanor (CM)	77	8%
Others	253	28%
Total	917	100%

	Filing Type	Filings	Hearings	Concluded	Clearance Rate	Hearings Per Case
Adult						
Protective Order - Non Family Abuse	AP	11	35	13	118%	2.9
Bond Forfeiture Show Cause	BF	2	2	2	100%	1.0
Capias	CA	549	1,636	684	125%	2.6
Criminal Felony	CF	513	1,957	521	102%	3.9
Criminal Misdemeanor	CM	1,693	5,601	1,711	101%	3.4
Criminal Support	CS	1	1	1	100%	1.0
Protective Order – Family Abuse	FP	419	844	409	98%	2.0
Motion - Modify Protective Order	MP	39	54	40	103%	1.4
Other	OT	22	32	20	91%	1.5
Protective Order – Stalking/Acts of Violence	PC	5	5	5	100%	1.0
Protective Order - Violation of Protective Order Conviction	PV	14	14	14	100%	1.0
Remand Support	RS	46	46	46	100%	1.0
Show Cause	SC	1,905	5,085	1,970	103%	2.7
Restricted License - Support	SL	30	32	29	97%	1.1
Civil Support	VS	1,737	3,031	1,766	102%	1.7
Adult Total		6,986	18,375	7,231	103.5%	
Juvenile						
Abuse or Neglect	AN	59	207	56	95%	4.0
Protective Order – Non Family Abuse	AP	31	66	35	113%	2.1
Relief of Custody	CR	3	9	4	133%	2.5
Child in Need of Services	CS	21	125	23	110%	4.7
Custody Visitation	CV	3,329	6,854	3,295	99%	2.1
Delinquency Felony	DF	600	3,523	518	86%	5.9
Delinquency Misdemeanor	DM	1,019	5,138	1,054	103%	4.9
Emancipation	EP	1	2	1	100%	2.0
Entrustment Agreement	ET	7	12	7	100%	1.7
Foster Care Review	FC	89	126	96	108%	1.4
Protective Order – Family Abuse	FP	0	1	1	0%	3.0
Initial Foster Care Review	IF	46	67	43	93%	1.5
Motion - Modify Protective Order	MP	2	5	3	150%	2.0
Permanency Planning	PH	107	186	125	117%	1.5
Paternity	PT	50	118	56	112%	2.2
Remand Custody	RC	66	66	66	100%	1.0
Remand Visitation	RV	4	4	4	100%	1.0
Show Cause	SC	74	153	75	101%	1.9
Status Offense	ST	153	465	145	95%	2.7
Traffic	T	195	393	205	105%	2.0
Termination of Parental Rights	TP	41	171	58	141%	2.8
Truancy/Runaway (Child in Need of Supervision)	TR	150	360	162	108%	2.0
	VA	4	5	3	75%	1.3
Juvenile Total		6,051	18,056	6,035	99.7%	
Totals		13,037	36,431	13,266	101.8%	



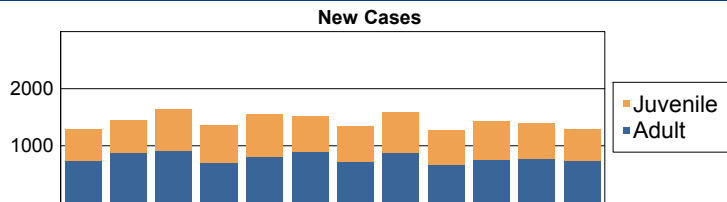
	Total Filings with %	
Custody Visitation (CV)	3,329	26%
Show Cause (SC)	1,979	15%
Civil Support (VS)	1,737	13%
Criminal Misdemeanor (CM)	1,693	13%
Delinquency Misdemeanor (DM)	1,019	8%
Others	3,280	25%
Total	13,037	100%

Commonwealth of Virginia
Caseload Statistics of the J&DR District Courts
 January 2016 thru December 2016

Norfolk

	Filing Type	Filings	Hearings	Concluded	Clearance Rate	Hearings Per Case
Adult						
Protective Order - Non Family Abuse	AP	40	80	38	95%	2.1
Bond Forfeiture Show Cause	BF	5	16	4	80%	3.8
Capias	CA	976	4,326	1,519	156%	3.6
Criminal Felony	CF	654	2,643	648	99%	4.0
Criminal Misdemeanor	CM	2,594	8,311	2,599	100%	3.2
Protective Order – Family Abuse	FP	462	1,004	451	98%	2.2
Motion - Modify Protective Order	MP	41	54	39	95%	1.3
Other	OT	117	190	125	107%	1.6
Protective Order – Stalking/Acts of Violence	PC	9	9	9	100%	1.0
Protective Order - Violation of Protective Order Conviction	PV	2	2	2	100%	1.0
Remand Support	RS	72	72	72	100%	1.0
Show Cause	SC	2,179	6,747	2,770	127%	2.9
Restricted License - Support	SL	2	3	2	100%	1.5
Civil Support	VS	2,317	4,502	2,473	107%	1.9
Adult Total		9,470	27,959	10,751	113.5%	
Juvenile						
Abuse or Neglect	AN	305	1,363	302	99%	4.3
Protective Order – Non Family Abuse	AP	36	80	35	97%	2.2
Capias	CA	7	27	9	129%	4.2
Relief of Custody	CR	8	19	10	125%	2.2
Child in Need of Services	CS	8	17	7	88%	2.9
Custody Visitation	CV	4,533	9,875	4,720	104%	2.2
Delinquency Felony	DF	649	3,194	655	101%	5.0
Delinquency Misdemeanor	DM	753	3,126	796	106%	4.1
Emancipation	EP	4	4	4	100%	1.0
Foster Care Review	FC	171	201	180	105%	1.2
Protective Order – Family Abuse	FP	2	4	2	100%	2.0
Initial Foster Care Review	IF	53	61	49	92%	1.2
Juvenile Support	JS	3	7	4	133%	2.3
Motion - Modify Protective Order	MP	45	73	40	89%	1.6
Permanency Planning	PH	100	148	110	110%	1.3
Paternity	PT	118	210	110	93%	1.8
Remand Custody	RC	98	98	98	100%	1.0
Child at Risk of Abuse or Neglect	RI	5	30	0	0%	0.0
Remand Visitation	RV	100	100	100	100%	1.0
Show Cause	SC	92	268	100	109%	2.8
Status Offense	ST	253	657	268	106%	2.6
Traffic	T	221	423	224	101%	2.0
Termination of Parental Rights	TP	66	205	110	167%	2.8
Truancy/Runaway (Child in Need of Supervision)	TR	30	52	29	97%	1.7
	VA	1	1	0	0%	0.0
Juvenile Total		7,661	20,243	7,962	103.9%	

Totals	17,131	48,202	18,713	109.2%
---------------	---------------	---------------	---------------	---------------



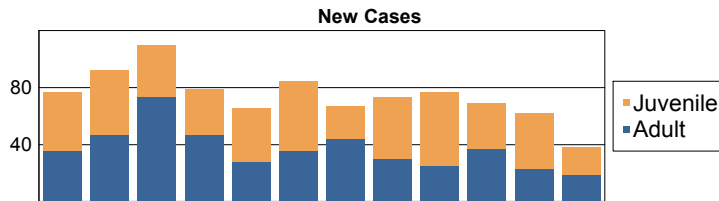
	Total Filings with %	
Custody Visitation (CV)	4,533	26%
Criminal Misdemeanor (CM)	2,594	15%
Civil Support (VS)	2,317	14%
Show Cause (SC)	2,271	13%
Capias (CA)	983	6%
Others	4,433	26%
Total	17,131	100%

Commonwealth of Virginia
Caseload Statistics of the J&DR District Courts
 January 2016 thru December 2016

Northampton

	Filing Type	Filings	Hearings	Concluded	Clearance Rate	Hearings Per Case
Adult						
Protective Order - Non Family Abuse	AP	8	16	8	100%	2.0
Capias	CA	22	39	28	127%	1.6
Criminal Felony	CF	21	71	19	90%	3.7
Criminal Misdemeanor	CM	72	211	59	82%	3.3
Protective Order – Family Abuse	FP	12	22	12	100%	2.1
Motion - Modify Protective Order	MP	3	3	3	100%	1.0
Other	OT	42	42	42	100%	1.0
Remand Support	RS	3	3	3	100%	1.0
Show Cause	SC	151	300	155	103%	2.0
Civil Support	VS	112	169	108	96%	1.5
Adult Total		446	876	437	98.0%	
Juvenile						
Protective Order – Non Familv Abuse	AP	1	2	1	100%	2.0
Relief of Custody	CR	1	2	1	100%	2.0
Child in Need of Services	CS	3	9	3	100%	3.0
Custody Visitation	CV	275	564	284	103%	2.0
Delinquency Felony	DF	32	112	31	97%	3.5
Delinquency Misdemeanor	DM	61	200	77	126%	3.0
Entrustment Agreement	ET	1	1	1	100%	1.0
Foster Care Review	FC	2	2	2	100%	1.0
Protective Order – Familv Abuse	FP	1	3	1	100%	3.0
Initial Foster Care Review	IF	2	2	2	100%	1.0
Permanency Planning	PH	2	2	2	100%	1.0
Paternity	PT	1	3	1	100%	3.0
Remand Custody	RC	7	7	7	100%	1.0
Remand Visitation	RV	7	7	7	100%	1.0
Status Offense	ST	22	47	21	95%	2.1
Traffic	T	25	32	26	104%	1.7
Truancy/Runaway (Child in Need of Supervision)	TR	5	9	4	80%	1.8
	VA	1	1	1	100%	1.0
Juvenile Total		449	1,005	472	105.1%	

Totals	895	1,881	909	101.6%
---------------	------------	--------------	------------	---------------

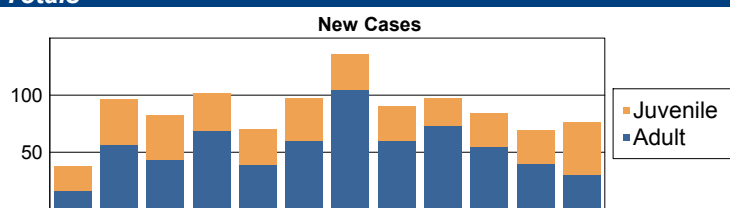


	Total Filings with %	
Custody Visitation (CV)	275	31%
Show Cause (SC)	151	17%
Civil Support (VS)	112	13%
Criminal Misdemeanor (CM)	72	8%
Delinquency Misdemeanor (DM)	61	7%
Others	224	25%
Total	895	100%

Commonwealth of Virginia
Caseload Statistics of the J&DR District Courts
 January 2016 thru December 2016

Northumberland

	Filing Type	Filings	Hearings	Concluded	Clearance Rate	Hearings Per Case
Adult						
Protective Order - Non Family Abuse	AP	5	9	6	120%	1.7
Capias	CA	35	118	36	103%	2.6
Criminal Felony	CF	192	338	216	113%	1.7
Criminal Misdemeanor	CM	188	413	188	100%	2.3
Protective Order – Family Abuse	FP	20	45	20	100%	2.1
Motion - Modify Protective Order	MP	11	12	11	100%	1.1
Protective Order - Violation of Protective Order Conviction	PV	1	1	1	100%	1.0
Remand Support	RS	5	5	5	100%	1.0
Show Cause	SC	81	354	79	98%	3.5
Restricted License - Support	SL	4	22	4	100%	10.0
Civil Support	VS	104	182	96	92%	1.7
Adult Total		646	1,499	662	102.5%	
Juvenile						
Abuse or Neglect	AN	7	25	7	100%	3.6
Protective Order – Non Family Abuse	AP	5	8	4	80%	1.8
Child in Need of Services	CS	10	60	10	100%	5.1
Custody Visitation	CV	224	534	223	100%	2.6
Delinquency Felony	DF	13	71	16	123%	5.8
Delinquency Misdemeanor	DM	46	162	58	126%	3.4
Foster Care Review	FC	5	5	5	100%	1.0
Initial Foster Care Review	IF	1	1	1	100%	1.0
Paternity	PT	10	18	6	60%	1.7
Remand Custody	RC	15	15	15	100%	1.0
Remand Visitation	RV	14	14	14	100%	1.0
Show Cause	SC	4	9	4	100%	3.3
Status Offense	ST	2	3	2	100%	1.5
Traffic	T	28	43	30	107%	1.7
Truancy/Runaway (Child in Need of Supervision)	TR	7	29	5	71%	4.0
Juvenile Total		391	997	400	102.3%	
Totals		1,037	2,496	1,062	102.4%	

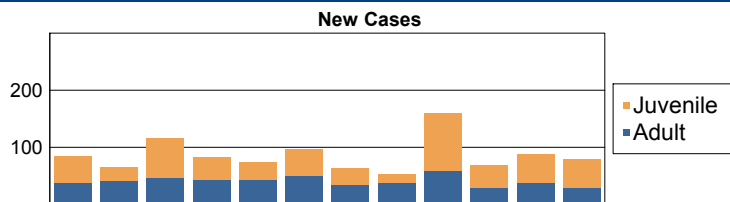


	Total Filings with %	
Custody Visitation (CV)	224	22%
Criminal Felony (CF)	192	19%
Criminal Misdemeanor (CM)	188	18%
Civil Support (VS)	104	10%
Show Cause (SC)	85	8%
Others	244	24%
Total	1,037	100%

Commonwealth of Virginia
Caseload Statistics of the J&DR District Courts
 January 2016 thru December 2016

Nottoway

	Filing Type	Filings	Hearings	Concluded	Clearance Rate	Hearings Per Case
Adult						
Capias	CA	42	102	42	100%	2.2
Criminal Felony	CF	36	102	32	89%	3.0
Criminal Misdemeanor	CM	109	357	107	98%	3.2
Protective Order – Family Abuse	FP	38	80	36	95%	2.1
Other	OT	10	14	10	100%	1.4
Remand Support	RS	2	2	2	100%	1.0
Show Cause	SC	131	393	134	102%	2.8
Civil Support	VS	122	278	137	112%	2.2
Adult Total		490	1,328	500	102.0%	
Juvenile						
Abuse or Neglect	AN	4	7	0	0%	0.0
Relief of Custody	CR	3	6	0	0%	0.0
Child in Need of Services	CS	6	17	0	0%	0.0
Custody Visitation	CV	277	689	301	109%	2.5
Delinquency Felony	DF	34	115	40	118%	2.9
Delinquency Misdemeanor	DM	90	243	99	110%	2.5
Initial Foster Care Review	IF	1	1	1	100%	1.0
Paternity	PT	3	7	4	133%	2.0
Remand Custody	RC	3	3	3	100%	1.0
Child at Risk of Abuse or Neglect	RI	0	2	1	0%	4.0
Show Cause	SC	71	155	59	83%	2.4
Status Offense	ST	4	10	2	50%	3.0
Traffic	T	32	56	37	116%	1.7
Truancy/Runaway (Child in Need of Supervision)	TR	10	27	8	80%	2.9
Juvenile Total		538	1,338	555	103.2%	
Totals		1,028	2,666	1,055	102.6%	

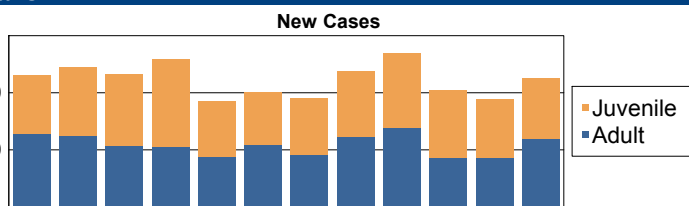


	Total Filings with %	
Custody Visitation (CV)	277	27%
Show Cause (SC)	202	20%
Civil Support (VS)	122	12%
Criminal Misdemeanor (CM)	109	11%
Delinquency Misdemeanor (DM)	90	9%
Others	228	22%
Total	1,028	100%

Commonwealth of Virginia
Caseload Statistics of the J&DR District Courts
 January 2016 thru December 2016

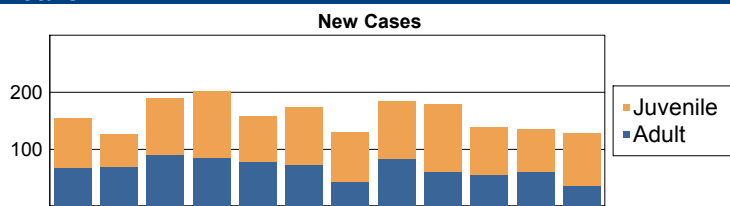
Orange

	Filing Type	Filings	Hearings	Concluded	Clearance Rate	Hearings Per Case
Adult						
Protective Order - Non Family Abuse	AP	6	16	7	117%	2.4
Capias	CA	71	183	85	120%	3.0
Criminal Felony	CF	123	284	126	102%	2.4
Criminal Misdemeanor	CM	238	638	236	99%	2.7
Protective Order – Family Abuse	FP	84	177	82	98%	2.1
Motion - Modify Protective Order	MP	22	26	23	105%	1.2
Other	OT	34	35	34	100%	1.0
Violation - Family Abuse Protective Order	PS	3	3	3	100%	1.0
Protective Order - Violation of Protective Order Conviction	PV	5	5	5	100%	1.0
Remand Support	RS	7	8	7	100%	1.1
Show Cause	SC	367	965	353	96%	2.8
Restricted License - Support	SL	9	10	9	100%	1.1
Civil Support	VS	338	627	345	102%	1.9
Adult Total		1,307	2,977	1,315	100.6%	
Juvenile						
Abuse or Neglect	AN	73	300	84	115%	4.0
Protective Order – Non Family Abuse	AP	12	21	11	92%	1.7
Capias	CA	1	4	1	100%	4.0
Relief of Custody	CR	1	3	1	100%	3.0
Child in Need of Services	CS	40	133	42	105%	3.1
Custody Visitation	CV	837	2,293	916	109%	3.0
Delinquency Felony	DF	43	183	38	88%	4.8
Delinquency Misdemeanor	DM	87	303	76	87%	3.4
Entrustment Agreement	ET	3	9	3	100%	3.0
Foster Care Review	FC	24	34	24	100%	1.4
Protective Order – Family Abuse	FP	1	2	1	100%	2.0
Initial Foster Care Review	IF	25	37	26	104%	1.5
Motion - Modify Protective Order	MP	4	4	4	100%	1.0
Protective Order – Stalking/Acts of Violence	PC	1	1	1	100%	1.0
Permanency Planning	PH	28	47	31	111%	1.8
Paternity	PT	6	16	7	117%	2.7
Remand Custody	RC	21	21	21	100%	1.0
Remand Visitation	RV	18	18	17	94%	1.0
Status Offense	ST	25	37	23	92%	1.3
Traffic	T	89	161	96	108%	2.0
Termination of Parental Rights	TP	11	28	16	145%	3.2
Truancy/Runaway (Child in Need of Supervision)	TR	13	55	19	146%	3.1
Juvenile Total		1,363	3,710	1,458	107.0%	
Totals		2,670	6,687	2,773	103.9%	



	Total Filings with %
Custody Visitation (CV)	837 31%
Show Cause (SC)	367 14%
Civil Support (VS)	338 13%
Criminal Misdemeanor (CM)	238 9%
Criminal Felony (CF)	123 5%
Others	767 29%
Total	2,670 100%

	Filing Type	Filings	Hearings	Concluded	Clearance Rate	Hearings Per Case
Adult						
Protective Order - Non Family Abuse	AP	8	26	13	163%	3.3
Capias	CA	29	96	38	131%	2.9
Criminal Felony	CF	45	134	49	109%	3.0
Criminal Misdemeanor	CM	140	453	143	102%	2.9
Protective Order – Family Abuse	FP	53	119	52	98%	2.2
Motion - Modify Protective Order	MP	12	14	11	92%	1.2
Other	OT	11	12	11	100%	1.1
Protective Order - Violation of Protective Order Conviction	PV	2	2	2	100%	1.0
Remand Support	RS	8	8	7	88%	1.0
Show Cause	SC	292	586	322	110%	2.1
Restricted License - Support	SL	1	1	1	100%	1.0
Civil Support	VS	202	403	206	102%	1.9
Adult Total		803	1,854	855	106.5%	
Juvenile						
Abuse or Neglect	AN	17	60	17	100%	3.5
Capias	CA	1	4	2	200%	2.5
Child in Need of Services	CS	1	2	1	100%	1.0
Custody Visitation	CV	698	1,672	692	99%	2.5
Delinquency Felony	DF	24	100	15	63%	3.7
Delinquency Misdemeanor	DM	59	151	64	108%	2.2
Entrustment Agreement	ET	3	3	3	100%	1.0
Foster Care Review	FC	13	16	12	92%	1.3
Initial Foster Care Review	IF	10	10	10	100%	1.0
Motion - Modify Protective Order	MP	1	1	1	100%	1.0
Permanency Planning	PH	7	10	7	100%	1.4
Paternity	PT	12	33	16	133%	2.2
Remand Custody	RC	44	44	44	100%	1.0
Child at Risk of Abuse or Neglect	RI	6	24	6	100%	4.0
Remand Visitation	RV	46	47	47	102%	1.0
Show Cause	SC	17	46	12	71%	2.7
Status Offense	ST	42	74	39	93%	1.6
Traffic	T	68	102	71	104%	1.6
Termination of Parental Rights	TP	5	5	5	100%	1.0
Truancy/Runaway (Child in Need of Supervision)	TR	19	23	19	100%	1.2
	VA	3	6	3	100%	1.7
Juvenile Total		1,096	2,433	1,086	99.1%	
Totals		1,899	4,287	1,941	102.2%	

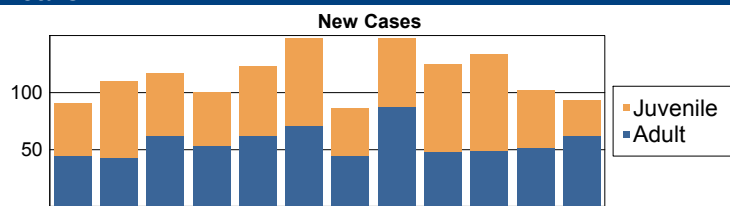


	Total Filings with %
Custody Visitation (CV)	698 37%
Show Cause (SC)	309 16%
Civil Support (VS)	202 11%
Criminal Misdemeanor (CM)	140 7%
Traffic (T)	68 4%
Others	482 25%
Total	1,899 100%

Commonwealth of Virginia
Caseload Statistics of the J&DR District Courts
 January 2016 thru December 2016

Patrick

	Filing Type	Filings	Hearings	Concluded	Clearance Rate	Hearings Per Case
Adult						
Protective Order - Non Family Abuse	AP	1	2	1	100%	2.0
Capias	CA	32	109	38	119%	2.7
Criminal Felony	CF	45	132	45	100%	3.1
Criminal Misdemeanor	CM	146	335	123	84%	2.7
Protective Order – Family Abuse	FP	81	119	83	102%	1.5
Motion - Modify Protective Order	MP	12	12	12	100%	1.0
Remand Support	RS	8	8	8	100%	1.0
Show Cause	SC	148	359	138	93%	2.6
Restricted License - Support	SL	5	5	5	100%	1.0
Civil Support	VS	202	341	203	100%	1.7
Adult Total		680	1,422	656	96.5%	
Juvenile						
Abuse or Neglect	AN	25	73	22	88%	3.1
Protective Order - Non Family Abuse	AP	3	7	3	100%	2.3
Relief of Custody	CR	3	6	3	100%	2.0
Child in Need of Services	CS	1	2	1	100%	2.0
Custody Visitation	CV	438	777	449	103%	1.6
Delinquency Felony	DF	41	94	9	22%	3.7
Delinquency Misdemeanor	DM	48	117	26	54%	3.0
Foster Care Review	FC	17	17	17	100%	1.0
Protective Order – Family Abuse	FP	4	6	2	50%	1.0
Initial Foster Care Review	IF	7	7	7	100%	1.0
Motion - Modify Protective Order	MP	4	7	4	100%	1.8
Permanency Planning	PH	15	15	12	80%	1.0
Paternity	PT	21	32	21	100%	1.5
Remand Custody	RC	17	17	17	100%	1.0
Remand Visitation	RV	17	17	17	100%	1.0
Status Offense	ST	3	15	3	100%	4.0
Traffic	T	34	55	40	118%	1.7
Termination of Parental Rights	TP	0	4	4	0%	2.0
Juvenile Total		698	1,268	657	94.1%	
Totals		1,378	2,690	1,313	95.3%	

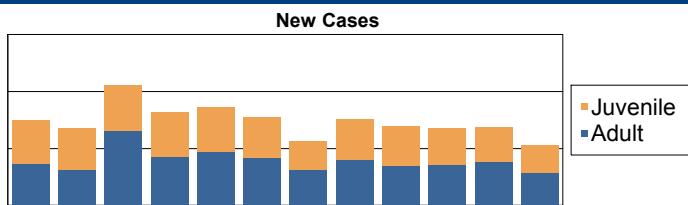


	Total Filings with %	
Custody Visitation (CV)	438	32%
Civil Support (VS)	202	15%
Show Cause (SC)	148	11%
Criminal Misdemeanor (CM)	146	11%
Protective Order – Family Abuse (FP)	85	6%
Others	359	26%
Total	1,378	100%

Commonwealth of Virginia
Caseload Statistics of the J&DR District Courts
 January 2016 thru December 2016

Petersburg

	Filing Type	Filings	Hearings	Concluded	Clearance Rate	Hearings Per Case
Adult						
Protective Order - Non Family Abuse	AP	2	3	2	100%	1.5
Capias	CA	224	630	328	146%	2.4
Criminal Felony	CF	172	584	168	98%	3.4
Criminal Misdemeanor	CM	368	1,288	438	119%	3.2
Protective Order – Family Abuse	FP	145	344	147	101%	2.4
Motion - Modify Protective Order	MP	9	11	10	111%	1.2
Other	OT	141	192	141	100%	1.4
Protective Order – Stalking/Acts of Violence	PC	1	2	1	100%	2.0
Protective Order - Violation of Protective Order Conviction	PV	8	8	8	100%	1.0
Show Cause	SC	538	1,875	746	139%	3.3
Restricted License - Support	SL	11	22	13	118%	2.2
Civil Support	VS	286	525	318	111%	1.9
Adult Total		1,905	5,484	2,320	121.8%	
Juvenile						
Abuse or Neglect	AN	13	63	17	131%	4.0
Protective Order – Non Family Abuse	AP	14	37	14	100%	2.6
Child in Need of Services	CS	27	63	26	96%	2.3
Custody Visitation	CV	960	1,518	983	102%	1.6
Delinquency Felony	DF	166	622	164	99%	4.0
Delinquency Misdemeanor	DM	180	572	185	103%	3.3
Foster Care Review	FC	51	57	51	100%	1.1
Protective Order – Family Abuse	FP	1	2	1	100%	2.0
Initial Foster Care Review	IF	10	13	11	110%	1.3
Permanency Planning	PH	28	34	28	100%	1.2
Paternity	PT	11	31	13	118%	2.5
Remand Custody	RC	3	3	3	100%	1.0
Child at Risk of Abuse or Neglect	RI	1	3	1	100%	3.0
Remand Visitation	RV	3	3	3	100%	1.0
Show Cause	SC	52	135	59	113%	2.4
Status Offense	ST	17	27	14	82%	1.4
Traffic	T	26	44	27	104%	1.7
Termination of Parental Rights	TP	25	52	19	76%	2.1
Truancy/Runaway (Child in Need of Supervision)	TR	43	78	40	93%	1.7
	VA	1	2	1	100%	2.0
Juvenile Total		1,632	3,359	1,660	101.7%	
Totals		3,537	8,843	3,980	112.5%	

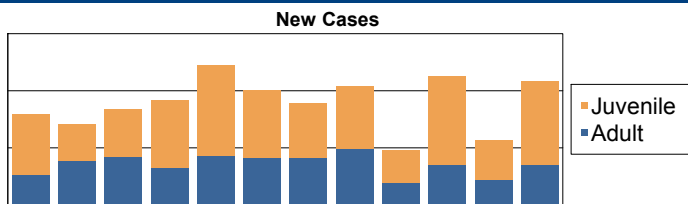


	Total Filings with %	
Custody Visitation (CV)	960	27%
Show Cause (SC)	590	17%
Criminal Misdemeanor (CM)	368	10%
Civil Support (VS)	286	8%
Capias (CA)	224	6%
Others	1,109	31%
Total	3,537	100%

Commonwealth of Virginia
Caseload Statistics of the J&DR District Courts
 January 2016 thru December 2016

Pittsylvania

	Filing Type	Filings	Hearings	Concluded	Clearance Rate	Hearings Per Case
Adult						
Protective Order - Non Family Abuse	AP	5	10	5	100%	2.0
Capias	CA	58	147	64	110%	2.5
Criminal Felony	CF	84	218	83	99%	2.7
Criminal Misdemeanor	CM	356	1,017	382	107%	2.7
Protective Order – Family Abuse	FP	124	257	122	98%	2.1
Motion - Modify Protective Order	MP	21	24	20	95%	1.2
Other	OT	12	14	11	92%	1.1
Protective Order - Violation of Protective Order Conviction	PV	2	2	2	100%	1.0
Remand Support	RS	13	13	13	100%	1.0
Show Cause	SC	440	966	431	98%	2.2
Restricted License - Support	SL	5	6	5	100%	1.2
Civil Support	VS	589	987	576	98%	1.7
Adult Total		1,709	3,661	1,714	100.3%	
Juvenile						
Abuse or Neglect	AN	107	327	83	78%	2.8
Protective Order – Non Family Abuse	AP	1	3	1	100%	3.0
Capias	CA	2	5	2	100%	3.5
Child in Need of Services	CS	21	63	13	62%	3.0
Custody Visitation	CV	1,827	3,252	1,726	94%	1.8
Delinquency Felony	DF	110	467	86	78%	4.5
Delinquency Misdemeanor	DM	181	578	148	82%	3.3
Emancipation	EP	2	3	2	100%	1.5
Foster Care Review	FC	22	25	11	50%	1.3
Protective Order – Family Abuse	FP	2	4	2	100%	2.0
Initial Foster Care Review	IF	11	15	9	82%	1.1
Motion - Modify Protective Order	MP	8	11	8	100%	1.4
Permanency Planning	PH	7	8	4	57%	1.3
Violation - Family Abuse Protective Order	PS	1	2	0	0%	0.0
Paternity	PT	34	48	36	106%	1.4
Remand Custody	RC	36	36	35	97%	1.0
Child at Risk of Abuse or Neglect	RI	24	59	18	75%	2.4
Remand Visitation	RV	30	30	29	97%	1.0
Show Cause	SC	1	2	1	100%	2.0
Status Offense	ST	33	102	33	100%	3.3
Traffic	T	102	185	121	119%	1.8
Termination of Parental Rights	TP	1	1	1	100%	1.0
Truancy/Runaway (Child in Need of Supervision)	TR	5	12	2	40%	2.0
Juvenile Total		2,568	5,238	2,371	92.3%	
Totals		4,277	8,899	4,085	95.5%	

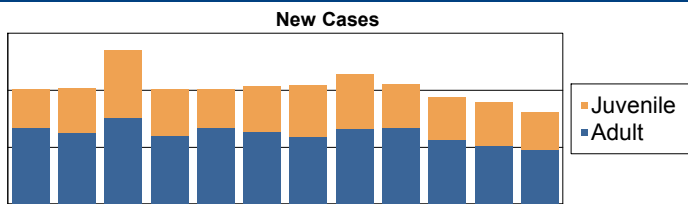


	Total Filings with %
Custody Visitation (CV)	1,827 43%
Civil Support (VS)	589 14%
Show Cause (SC)	441 10%
Criminal Misdemeanor (CM)	356 8%
Delinquency Misdemeanor (DM)	181 4%
Others	883 21%
Total	4,277 100%

Commonwealth of Virginia
Caseload Statistics of the J&DR District Courts
 January 2016 thru December 2016

Portsmouth

	Filing Type	Filings	Hearings	Concluded	Clearance Rate	Hearings Per Case
Adult						
Protective Order - Non Family Abuse	AP	6	11	6	100%	1.8
Capias	CA	666	2,084	870	131%	2.7
Criminal Felony	CF	277	770	299	108%	2.7
Criminal Misdemeanor	CM	1,340	3,356	1,349	101%	2.5
Protective Order – Family Abuse	FP	248	518	233	94%	2.1
Motion - Modify Protective Order	MP	18	21	18	100%	1.2
Other	OT	43	47	44	102%	1.1
Protective Order – Stalking/Acts of Violence	PC	3	3	3	100%	1.0
Protective Order - Violation of Protective Order Conviction	PV	6	6	6	100%	1.0
Restricted Driver's License	RL	1	1	1	100%	1.0
Remand Support	RS	89	89	89	100%	1.0
Show Cause	SC	1,671	4,634	1,922	115%	2.6
Restricted License - Support	SL	35	41	35	100%	1.2
Civil Support	VS	1,549	2,585	1,562	101%	1.7
Adult Total		5,952	14,166	6,437	108.1%	
Juvenile						
Abuse or Neglect	AN	18	61	22	122%	3.3
Protective Order – Non Family Abuse	AP	13	21	13	100%	1.6
Capias	CA	4	19	8	200%	3.5
Child in Need of Services	CS	17	59	8	47%	4.5
Custody Visitation	CV	2,283	4,682	2,331	102%	2.0
Delinquency Felony	DF	286	1,306	316	110%	4.3
Delinquency Misdemeanor	DM	381	1,266	380	100%	3.5
Foster Care Review	FC	66	76	71	108%	1.1
Initial Foster Care Review	IF	29	33	28	97%	1.1
Juvenile Support	JS	5	15	5	100%	3.0
Permanency Planning	PH	162	198	156	96%	1.2
Paternity	PT	88	146	88	100%	1.7
Remand Custody	RC	110	110	110	100%	1.0
Remand Visitation	RV	115	115	115	100%	1.0
Show Cause	SC	74	159	68	92%	2.2
Status Offense	ST	120	231	132	110%	2.1
Traffic	T	79	154	79	100%	2.1
Termination of Parental Rights	TP	44	111	38	86%	2.6
	VA	2	2	2	100%	1.0
Juvenile Total		3,896	8,764	3,970	101.9%	
Totals		9,848	22,930	10,407	105.7%	

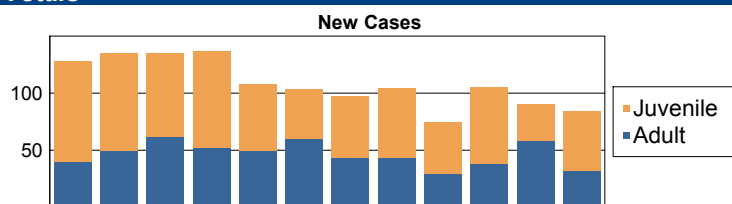


	Total Filings with %
Custody Visitation (CV)	2,283 23%
Show Cause (SC)	1,745 18%
Civil Support (VS)	1,549 16%
Criminal Misdemeanor (CM)	1,340 14%
Capias (CA)	670 7%
Others	2,261 23%
Total	9,848 100%

Commonwealth of Virginia
Caseload Statistics of the J&DR District Courts
 January 2016 thru December 2016

Powhatan

	Filing Type	Filings	Hearings	Concluded	Clearance Rate	Hearings Per Case
Adult						
Bond Forfeiture Show Cause	BF	1	5	1	100%	5.0
Capias	CA	30	90	31	103%	2.8
Criminal Felony	CF	52	144	51	98%	2.9
Criminal Misdemeanor	CM	96	395	93	97%	3.6
Protective Order – Family Abuse	FP	30	67	30	100%	2.1
Motion - Modify Protective Order	MP	12	13	12	100%	1.1
Remand Support	RS	2	2	2	100%	1.0
Show Cause	SC	143	374	143	100%	2.7
Civil Support	VS	190	335	194	102%	1.8
Adult Total		556	1,425	557	100.2%	
Juvenile						
Abuse or Neglect	AN	7	14	4	57%	2.8
Capias	CA	1	4	1	100%	4.0
Child in Need of Services	CS	9	30	5	56%	2.6
Custody Visitation	CV	447	1,208	440	98%	2.8
Delinquency Felony	DF	13	45	15	115%	3.3
Delinquency Misdemeanor	DM	96	302	100	104%	3.1
Foster Care Review	FC	3	5	3	100%	1.7
Protective Order – Family Abuse	FP	3	4	3	100%	1.3
Permanency Planning	PH	20	23	18	90%	1.2
Paternity	PT	2	3	2	100%	1.5
Remand Custody	RC	2	2	2	100%	1.0
Remand Visitation	RV	2	2	2	100%	1.0
Show Cause	SC	10	23	12	120%	2.4
Status Offense	ST	7	13	6	86%	1.8
Traffic	T	112	227	127	113%	1.9
Termination of Parental Rights	TP	5	11	5	100%	2.2
Truancy/Runaway (Child in Need of Supervision)	TR	5	22	6	120%	3.7
Juvenile Total		744	1,938	751	100.9%	
Totals		1,300	3,363	1,308	100.6%	

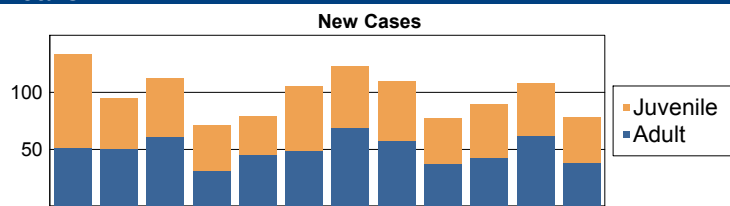


	Total Filings with %	
Custody Visitation (CV)	447	34%
Civil Support (VS)	190	15%
Show Cause (SC)	153	12%
Traffic (T)	112	9%
Criminal Misdemeanor (CM)	96	7%
Others	302	23%
Total	1,300	100%

Commonwealth of Virginia
Caseload Statistics of the J&DR District Courts
 January 2016 thru December 2016

Prince Edward

	Filing Type	Filings	Hearings	Concluded	Clearance Rate	Hearings Per Case
Adult						
Protective Order - Non Family Abuse	AP	1	1	1	100%	1.0
Capias	CA	24	79	31	129%	2.9
Criminal Felony	CF	59	186	63	107%	3.0
Criminal Misdemeanor	CM	136	438	161	118%	3.1
Criminal Support	CS	1	1	1	100%	1.0
Protective Order – Family Abuse	FP	40	80	37	93%	2.0
Motion - Modify Protective Order	MP	1	1	1	100%	1.0
Remand Support	RS	1	1	1	100%	1.0
Show Cause	SC	167	547	218	131%	3.3
Restricted License - Support	SL	7	7	7	100%	1.0
Civil Support	VS	158	365	140	89%	2.2
Adult Total		595	1,706	661	111.1%	
Juvenile						
Abuse or Neglect	AN	2	19	12	600%	5.3
Protective Order – Non Family Abuse	AP	0	3	1	0%	4.0
Capias	CA	2	10	3	150%	3.7
Child in Need of Services	CS	7	27	7	100%	3.1
Custody Visitation	CV	372	769	347	93%	2.2
Delinquency Felony	DF	47	369	75	160%	4.6
Delinquency Misdemeanor	DM	68	307	74	109%	4.0
Foster Care Review	FC	8	8	8	100%	1.0
Initial Foster Care Review	IF	1	1	1	100%	1.0
Motion - Modify Protective Order	MP	0	3	3	0%	2.0
Paternity	PT	6	13	6	100%	2.2
Remand Custody	RC	1	1	1	100%	1.0
Show Cause	SC	26	87	22	85%	3.7
Status Offense	ST	2	4	2	100%	2.0
Traffic	T	28	46	26	93%	2.0
Termination of Parental Rights	TP	0	1	1	0%	2.0
Truancy/Runaway (Child in Need of Supervision)	TR	16	47	15	94%	3.0
	VA	1	1	1	100%	1.0
Juvenile Total		587	1,716	605	103.1%	
Totals		1,182	3,422	1,266	107.1%	



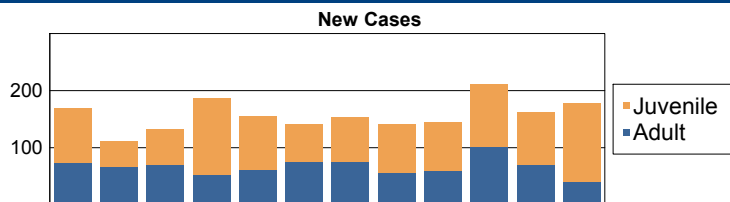
	Total Filings with %	
Custody Visitation (CV)	372	31%
Show Cause (SC)	193	16%
Civil Support (VS)	158	13%
Criminal Misdemeanor (CM)	136	12%
Delinquency Misdemeanor (DM)	68	6%
Others	255	22%
Total	1,182	100%

Commonwealth of Virginia
Caseload Statistics of the J&DR District Courts
 January 2016 thru December 2016

Prince George

	Filing Type	Filings	Hearings	Concluded	Clearance Rate	Hearings Per Case
Adult						
Capias	CA	47	139	66	140%	2.9
Criminal Felony	CF	56	152	49	88%	2.9
Criminal Misdemeanor	CM	151	480	144	95%	3.2
Protective Order – Family Abuse	FP	49	126	46	94%	2.5
Motion - Modifv Protective Order	MP	2	2	2	100%	1.0
Other	OT	3	4	3	100%	1.3
Protective Order – Stalking/Acts of Violence	PC	1	1	1	100%	1.0
Remand Support	RS	5	8	4	80%	1.3
Show Cause	SC	184	642	226	123%	3.2
Civil Support	VS	301	667	292	97%	2.2
Adult Total		799	2,221	833	104.3%	
Juvenile						
Abuse or Neglect	AN	17	79	26	153%	3.9
Protective Order – Non Family Abuse	AP	1	2	1	100%	2.0
Capias	CA	0	3	1	0%	4.0
Child in Need of Services	CS	2	9	3	150%	3.7
Custody Visitation	CV	760	1,620	699	92%	2.0
Delinquency Felony	DF	44	172	43	98%	4.9
Delinquency Misdemeanor	DM	137	409	117	85%	3.3
Foster Care Review	FC	20	22	20	100%	1.1
Initial Foster Care Review	IF	10	10	9	90%	1.0
Permanency Planning	PH	5	6	6	120%	1.2
Paternity	PT	4	11	4	100%	2.8
Remand Custody	RC	2	2	2	100%	1.0
Child at Risk of Abuse or Neglect	RI	11	54	11	100%	4.7
Remand Visitation	RV	1	1	1	100%	1.0
Show Cause	SC	13	30	11	85%	2.5
Status Offense	ST	10	35	9	90%	3.4
Traffic	T	49	87	41	84%	1.9
Termination of Parental Rights	TP	2	2	0	0%	0.0
Juvenile Total		1,088	2,554	1,004	92.3%	

Totals	1,887	4,775	1,837	97.4%
---------------	--------------	--------------	--------------	--------------

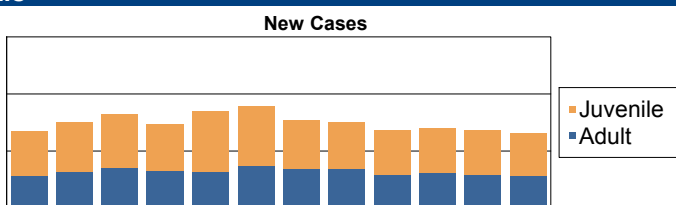


	Total Filings with %	
Custody Visitation (CV)	760	40%
Civil Support (VS)	301	16%
Show Cause (SC)	197	10%
Criminal Misdemeanor (CM)	151	8%
Delinquency Misdemeanor (DM)	137	7%
Others	341	18%
Total	1,887	100%

Commonwealth of Virginia
Caseload Statistics of the J&DR District Courts
 January 2016 thru December 2016

Prince William

	Filing Type	Filings	Hearings	Concluded	Clearance Rate	Hearings Per Case
Adult						
Protective Order - Non Family Abuse	AP	13	38	13	100%	2.8
Bond Forfeiture Show Cause	BF	15	29	16	107%	1.9
Capias	CA	587	2,423	799	136%	3.4
Criminal Felony	CF	804	3,229	781	97%	4.2
Criminal Misdemeanor	CM	2,160	7,626	2,169	100%	3.5
Criminal Support	CS	1	2	2	200%	1.5
Protective Order – Family Abuse	FP	487	1,092	480	99%	2.2
Motion - Modify Protective Order	MP	54	64	51	94%	1.2
Other	OT	23	24	24	104%	1.1
Protective Order - Violation of Protective Order Conviction	PV	17	17	17	100%	1.0
Remand Support	RS	67	67	67	100%	1.0
Show Cause	SC	1,411	3,866	1,559	110%	2.8
Restricted License - Support	SL	51	84	52	102%	1.7
Civil Support	VS	2,001	4,461	2,128	106%	2.2
Adult Total		7,691	23,022	8,158	106.1%	
Juvenile						
Abuse or Neglect	AN	170	739	166	98%	4.0
Protective Order – Non Family Abuse	AP	20	46	19	95%	2.3
Capias	CA	1	23	5	500%	6.0
Relief of Custody	CR	6	13	5	83%	2.0
Child in Need of Services	CS	36	281	45	125%	6.6
Custody Visitation	CV	5,334	12,783	5,470	103%	2.3
Delinquency Felony	DF	727	4,277	753	104%	5.5
Delinquency Misdemeanor	DM	2,092	7,387	2,119	101%	3.4
Emancipation	EP	1	2	1	100%	2.0
Entrustment Agreement	ET	5	6	5	100%	1.2
Foster Care Review	FC	96	110	92	96%	1.1
Initial Foster Care Review	IF	48	60	45	94%	1.2
Motion - Modify Protective Order	MP	57	72	59	104%	1.3
Permanency Planning	PH	100	152	99	99%	1.6
Paternity	PT	69	150	70	101%	2.2
Remand Custody	RC	70	70	70	100%	1.0
Child at Risk of Abuse or Neglect	RI	54	217	53	98%	4.0
Remand Visitation	RV	42	44	41	98%	1.0
Show Cause	SC	3	10	2	67%	4.0
Status Offense	ST	341	716	343	101%	2.0
Traffic	T	861	1,144	858	100%	1.6
Termination of Parental Rights	TP	21	60	21	100%	4.7
Truancy/Runaway (Child in Need of Supervision)	TR	121	757	112	93%	5.9
	VA	2	5	1	50%	1.0
Juvenile Total		10,277	29,124	10,454	101.7%	
Totals		17,968	52,146	18,612	103.6%	

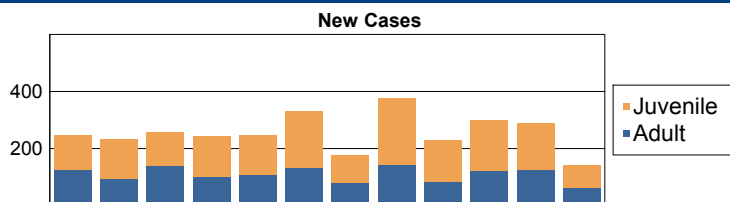


	Total Filings with %	
Custody Visitation (CV)	5,334	30%
Criminal Misdemeanor (CM)	2,160	12%
Delinquency Misdemeanor (DM)	2,092	12%
Civil Support (VS)	2,001	11%
Show Cause (SC)	1,414	8%
Others	4,967	28%
Total	17,968	100%

Commonwealth of Virginia
Caseload Statistics of the J&DR District Courts
 January 2016 thru December 2016

Pulaski

	Filing Type	Filings	Hearings	Concluded	Clearance Rate	Hearings Per Case
Adult						
Protective Order - Non Family Abuse	AP	4	6	4	100%	1.5
Bond Forfeiture Show Cause	BF	2	4	2	100%	2.0
Capias	CA	79	226	86	109%	2.8
Criminal Felony	CF	103	297	97	94%	3.0
Criminal Misdemeanor	CM	275	850	266	97%	3.2
Protective Order – Family Abuse	FP	92	181	90	98%	2.0
Motion - Modify Protective Order	MP	18	19	18	100%	1.1
Other	OT	1	1	1	100%	1.0
Protective Order – Stalking/Acts of Violence	PC	5	12	5	100%	2.4
Protective Order - Violation of Protective Order Conviction	PV	15	15	15	100%	1.0
Remand Support	RS	3	3	3	100%	1.0
Show Cause	SC	354	953	357	101%	2.7
Restricted License - Support	SL	3	4	3	100%	1.3
Civil Support	VS	370	563	359	97%	1.5
Adult Total		1,324	3,134	1,306	98.6%	
Juvenile						
Abuse or Neglect	AN	52	188	58	112%	3.5
Capias	CA	0	4	3	0%	3.3
Relief of Custody	CR	1	1	1	100%	1.0
Child in Need of Services	CS	17	46	16	94%	3.3
Custody Visitation	CV	1,043	2,300	1,039	100%	2.1
Delinquency Felony	DF	22	100	19	86%	6.7
Delinquency Misdemeanor	DM	150	510	179	119%	3.0
Entrustment Agreement	ET	2	2	2	100%	1.0
Foster Care Review	FC	57	63	59	104%	1.1
Initial Foster Care Review	IF	53	58	53	100%	1.0
Motion - Modify Protective Order	MP	13	13	13	100%	1.0
Protective Order – Stalking/Acts of Violence	PC	1	1	1	100%	1.0
Permanency Planning	PH	44	54	42	95%	1.1
Paternity	PT	8	16	8	100%	2.0
Remand Custody	RC	5	5	5	100%	1.0
Child at Risk of Abuse or Neglect	RI	40	137	39	98%	3.5
Remand Visitation	RV	7	7	7	100%	1.0
Show Cause	SC	127	312	97	76%	2.6
Status Offense	ST	6	12	7	117%	2.1
Traffic	T	62	111	59	95%	1.8
Termination of Parental Rights	TP	8	18	14	175%	2.0
Truancy/Runaway (Child in Need of Supervision)	TR	31	94	32	103%	2.9
Juvenile Total		1,749	4,052	1,753	100.2%	
Totals		3,073	7,186	3,059	99.5%	

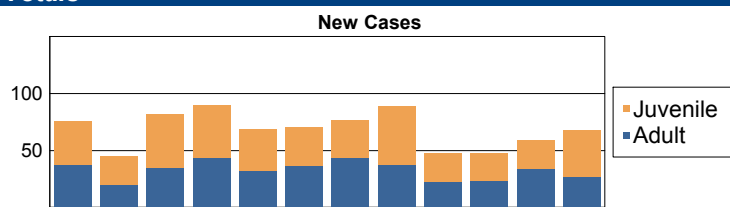


	Total Filings with %	
Custody Visitation (CV)	1,043	34%
Show Cause (SC)	481	16%
Civil Support (VS)	370	12%
Criminal Misdemeanor (CM)	275	9%
Delinquency Misdemeanor (DM)	150	5%
Others	754	25%
Total	3,073	100%

Commonwealth of Virginia
Caseload Statistics of the J&DR District Courts
 January 2016 thru December 2016

Radford

	Filing Type	Filings	Hearings	Concluded	Clearance Rate	Hearings Per Case
Adult						
Capias	CA	11	27	11	100%	2.5
Criminal Felony	CF	32	100	33	103%	3.0
Criminal Misdemeanor	CM	117	376	121	103%	3.3
Protective Order – Family Abuse	FP	21	42	21	100%	2.0
Motion - Modifv Protective Order	MP	4	7	4	100%	1.8
Other	OT	8	10	8	100%	1.3
Remand Support	RS	3	3	3	100%	1.0
Show Cause	SC	101	279	97	96%	2.7
Restricted License - Support	SL	2	2	2	100%	1.0
Civil Support	VS	97	153	93	96%	1.7
Adult Total		396	999	393	99.2%	
Juvenile						
Abuse or Neglect	AN	11	44	13	118%	3.7
Capias	CA	2	4	2	100%	2.0
Child in Need of Services	CS	1	4	2	200%	3.5
Custody Visitation	CV	197	459	191	97%	2.3
Delinquency Felony	DF	34	180	53	156%	5.5
Delinquency Misdemeanor	DM	44	169	51	116%	4.6
Entrustment Agreement	ET	1	2	1	100%	2.0
Foster Care Review	FC	20	22	20	100%	1.1
Initial Foster Care Review	IF	9	9	9	100%	1.0
Motion - Modify Protective Order	MP	6	6	6	100%	1.0
Permanency Planning	PH	15	19	14	93%	1.3
Paternity	PT	6	6	6	100%	1.0
Remand Custody	RC	6	6	6	100%	1.0
Child at Risk of Abuse or Neglect	RI	4	10	4	100%	2.5
Restoration of Parental Rights	RR	0	1	1	0%	3.0
Remand Visitation	RV	5	5	5	100%	1.0
Show Cause	SC	10	40	9	90%	5.0
Status Offense	ST	7	22	6	86%	3.5
Traffic	T	35	90	27	77%	3.1
Termination of Parental Rights	TP	10	21	10	100%	2.1
Truancy/Runaway (Child in Need of Supervision)	TR	1	3	1	100%	3.0
	VA	1	1	1	100%	1.0
Juvenile Total		425	1,123	438	103.1%	
Totals		821	2,122	831	101.2%	

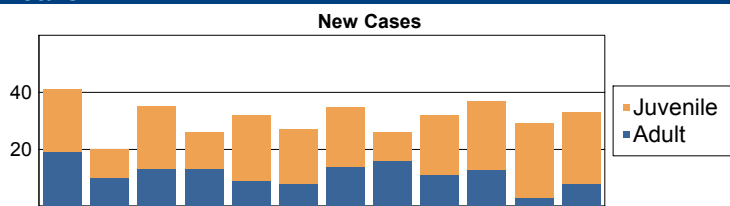


	Total Filings with %	
Custody Visitation (CV)	197	24%
Criminal Misdemeanor (CM)	117	14%
Show Cause (SC)	111	14%
Civil Support (VS)	97	12%
Delinquency Misdemeanor (DM)	44	5%
Others	255	31%
Total	821	100%

Commonwealth of Virginia
Caseload Statistics of the J&DR District Courts
 January 2016 thru December 2016

Rappahannock

	Filing Type	Filings	Hearings	Concluded	Clearance Rate	Hearings Per Case
Adult						
Bond Forfeiture Show Cause	BF	1	2	0	0%	0.0
Capias	CA	8	27	6	75%	3.0
Criminal Felony	CF	1	6	4	400%	2.5
Criminal Misdemeanor	CM	32	96	26	81%	3.5
Protective Order – Family Abuse	FP	7	13	6	86%	1.8
Remand Support	RS	6	6	6	100%	1.0
Show Cause	SC	54	125	50	93%	2.1
Civil Support	VS	28	63	39	139%	2.1
Adult Total		137	338	137	100.0%	
Juvenile						
Abuse or Neglect	AN	11	39	10	91%	3.5
Protective Order – Non Family Abuse	AP	1	4	1	100%	4.0
Child in Need of Services	CS	4	11	2	50%	4.0
Custody Visitation	CV	118	230	90	76%	2.2
Delinquency Felony	DF	2	8	3	150%	5.0
Delinquency Misdemeanor	DM	10	35	23	230%	2.9
Entrustment Agreement	ET	4	4	4	100%	1.0
Foster Care Review	FC	16	16	16	100%	1.0
Protective Order – Family Abuse	FP	1	1	1	100%	1.0
Initial Foster Care Review	IF	8	8	8	100%	1.0
Motion - Modify Protective Order	MP	10	12	10	100%	1.2
Permanency Planning	PH	17	17	17	100%	1.0
Paternity	PT	4	15	6	150%	2.8
Remand Custody	RC	1	1	1	100%	1.0
Child at Risk of Abuse or Neglect	RI	1	5	1	100%	4.0
Remand Visitation	RV	2	2	2	100%	1.0
Show Cause	SC	3	3	1	33%	1.0
Status Offense	ST	1	3	1	100%	3.0
Traffic	T	16	10	16	100%	1.2
Termination of Parental Rights	TP	0	2	2	0%	2.0
Truancy/Runaway (Child in Need of Supervision)	TR	6	12	3	50%	3.3
Juvenile Total		236	438	218	92.4%	
Totals		373	776	355	95.2%	

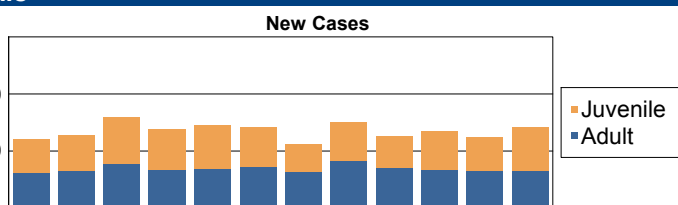


	Total Filings with %	
Custody Visitation (CV)	118	32%
Show Cause (SC)	57	15%
Criminal Misdemeanor (CM)	32	9%
Civil Support (VS)	28	8%
Permanency Planning (PH)	17	5%
Others	121	32%
Total	373	100%

Commonwealth of Virginia
Caseload Statistics of the J&DR District Courts
 January 2016 thru December 2016

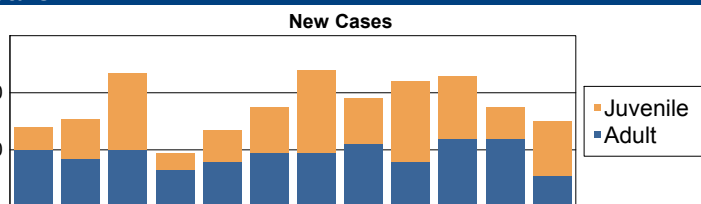
Richmond

	Filing Type	Filings	Hearings	Concluded	Clearance Rate	Hearings Per Case
Adult						
Protective Order - Non Family Abuse	AP	14	31	18	129%	2.2
Bond Forfeiture Show Cause	BF	2	6	2	100%	2.0
Capias	CA	1,254	3,562	1,525	122%	2.6
Criminal Felony	CF	690	1,987	721	104%	2.8
Criminal Misdemeanor	CM	2,414	7,141	2,699	112%	2.8
Protective Order – Family Abuse	FP	499	1,099	505	101%	2.2
Motion - Modify Protective Order	MP	32	33	30	94%	1.0
Violation - Family Abuse Protective Order	PS	2	2	2	100%	1.0
Protective Order - Violation of Protective Order Conviction	PV	14	16	15	107%	1.1
Restricted Driver's License	RL	4	4	3	75%	1.0
Remand Support	RS	5	5	5	100%	1.0
Show Cause	SC	2,017	6,125	2,160	107%	3.2
Restricted License - Support	SL	31	39	30	97%	1.2
Civil Support	VS	1,280	2,165	1,216	95%	1.7
Adult Total		8,258	22,215	8,931	108.1%	
Juvenile						
Abuse or Neglect	AN	220	902	248	113%	3.7
Protective Order – Non Family Abuse	AP	1	3	2	200%	2.5
Relief of Custody	CR	23	34	22	96%	1.5
Child in Need of Services	CS	50	109	45	90%	2.0
Custody Visitation	CV	4,670	8,323	4,645	99%	1.8
Delinquency Felony	DF	537	2,164	461	86%	4.3
Delinquency Misdemeanor	DM	744	2,766	750	101%	3.8
Emancipation	EP	1	1	1	100%	1.0
Entrustment Agreement	ET	5	5	5	100%	1.0
Foster Care Review	FC	290	344	282	97%	1.1
Protective Order – Family Abuse	FP	1	1	1	100%	1.0
Initial Foster Care Review	IF	178	218	170	96%	1.2
Juvenile Support	JS	3	6	3	100%	2.7
Motion - Modify Protective Order	MP	4	4	4	100%	1.0
Permanency Planning	PH	349	458	350	100%	1.2
Paternity	PT	284	556	215	76%	2.2
Remand Custody	RC	3	3	3	100%	1.0
Remand Visitation	RV	3	3	3	100%	1.0
Show Cause	SC	105	295	119	113%	3.0
Status Offense	ST	165	296	173	105%	1.9
Traffic	T	120	270	116	97%	2.2
Termination of Parental Rights	TP	158	279	140	89%	1.8
Truancy/Runaway (Child in Need of Supervision)	TR	21	100	40	190%	4.4
	VA	5	5	4	80%	1.0
Juvenile Total		7,940	17,145	7,802	98.3%	
Totals		16,198	39,360	16,733	103.3%	



	Total Filings with %	
Custody Visitation (CV)	4,670	29%
Criminal Misdemeanor (CM)	2,414	15%
Show Cause (SC)	2,122	13%
Civil Support (VS)	1,280	8%
Capias (CA)	1,254	8%
Others	4,458	28%
Total	16,198	100%

	Filing Type	Filings	Hearings	Concluded	Clearance Rate	Hearings Per Case
Adult						
Capias	CA	5	30	9	180%	4.1
Criminal Felony	CF	37	62	31	84%	1.7
Criminal Misdemeanor	CM	47	148	46	98%	3.2
Protective Order – Family Abuse	FP	18	39	15	83%	2.2
Motion - Modifv Protective Order	MP	2	3	2	100%	1.5
Other	OT	3	5	3	100%	1.7
Protective Order - Violation of Protective Order Conviction	PV	3	3	3	100%	1.0
Show Cause	SC	54	234	61	113%	5.8
Civil Support	VS	52	98	49	94%	1.9
Adult Total		221	622	219	99.1%	
Juvenile						
Abuse or Neglect	AN	1	1	1	100%	1.0
Child in Need of Services	CS	2	6	1	50%	3.0
Custody Visitation	CV	132	304	123	93%	2.4
Delinquency Felony	DF	6	57	20	333%	5.6
Delinquency Misdemeanor	DM	21	84	34	162%	3.8
Foster Care Review	FC	1	1	1	100%	1.0
Permanency Planning	PH	4	4	4	100%	1.0
Paternity	PT	2	3	2	100%	1.5
Show Cause	SC	2	3	2	100%	1.5
Status Offense	ST	2	12	1	50%	3.0
Traffic	T	34	52	41	121%	1.7
Juvenile Total		207	527	230	111.1%	
Totals		428	1,149	449	104.9%	

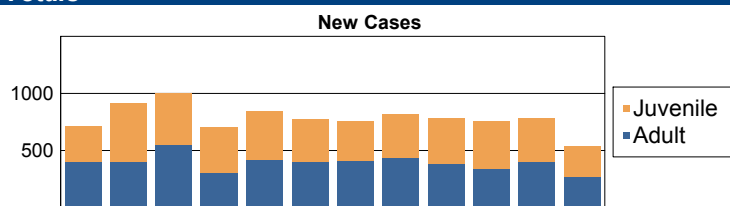


	Total Filings with %	
Custody Visitation (CV)	132	31%
Show Cause (SC)	56	13%
Civil Support (VS)	52	12%
Criminal Misdemeanor (CM)	47	11%
Criminal Felony (CF)	37	9%
Others	104	24%
Total	428	100%

Commonwealth of Virginia
Caseload Statistics of the J&DR District Courts
 January 2016 thru December 2016

Roanoke

	Filing Type	Filings	Hearings	Concluded	Clearance Rate	Hearings Per Case
Adult						
Protective Order - Non Family Abuse	AP	2	2	2	100%	1.0
Bond Forfeiture Show Cause	BF	3	4	2	67%	1.5
Capias	CA	74	372	163	220%	3.4
Criminal Felony	CF	268	731	250	93%	2.8
Criminal Misdemeanor	CM	1,866	4,973	1,842	99%	2.7
Protective Order – Family Abuse	FP	394	761	380	96%	1.9
Motion - Modify Protective Order	MP	26	31	28	108%	1.2
Other	OT	2	2	2	100%	1.0
Protective Order – Stalking/Acts of Violence	PC	6	7	6	100%	1.2
Protective Order - Violation of Protective Order Conviction	PV	18	18	18	100%	1.0
Remand Support	RS	52	52	52	100%	1.0
Show Cause	SC	1,156	4,037	1,358	117%	3.2
Restricted License - Support	SL	16	18	16	100%	1.1
Civil Support	VS	849	1,548	856	101%	1.9
Adult Total		4,732	12,556	4,975	105.1%	
Juvenile						
Abuse or Neglect	AN	327	959	309	94%	2.8
Protective Order – Non Family Abuse	AP	8	12	7	88%	1.4
Capias	CA	17	74	23	135%	3.3
Relief of Custody	CR	7	7	6	86%	1.0
Child in Need of Services	CS	19	76	17	89%	2.8
Custody Visitation	CV	2,427	5,085	2,443	101%	2.1
Delinquency Felony	DF	123	1,041	185	150%	8.0
Delinquency Misdemeanor	DM	411	2,008	512	125%	4.6
Emancipation	EP	16	16	15	94%	1.0
Entrustment Agreement	ET	18	19	18	100%	1.1
Foster Care Review	FC	260	279	262	101%	1.0
Protective Order – Family Abuse	FP	1	2	1	100%	2.0
Initial Foster Care Review	IF	152	156	150	99%	1.0
Juvenile Support	JS	0	3	1	0%	5.0
Motion - Modify Protective Order	MP	17	26	15	88%	1.6
Permanency Planning	PH	149	155	146	98%	1.0
Paternity	PT	18	38	17	94%	2.1
Remand Custody	RC	93	93	93	100%	1.0
Restricted Driver's License	RL	1	2	2	200%	6.5
Remand Visitation	RV	91	91	91	100%	1.0
Show Cause	SC	23	62	22	96%	2.6
Status Offense	ST	62	152	49	79%	2.4
Traffic	T	207	359	202	98%	1.9
Termination of Parental Rights	TP	86	99	80	93%	1.2
Truancy/Runaway (Child in Need of Supervision)	TR	128	653	123	96%	4.5
	VA	5	5	5	100%	1.0
Juvenile Total		4,666	11,472	4,794	102.7%	
Totals		9,398	24,028	9,769	103.9%	

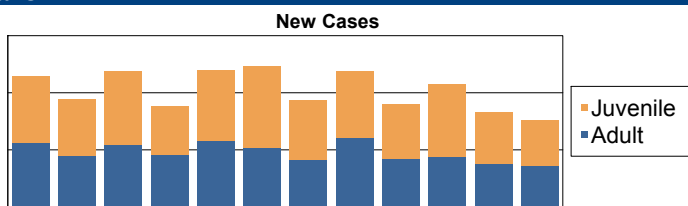


	Total Filings with %	
Custody Visitation (CV)	2,427	26%
Criminal Misdemeanor (CM)	1,866	20%
Show Cause (SC)	1,179	13%
Civil Support (VS)	849	9%
Delinquency Misdemeanor (DM)	411	4%
Others	2,666	28%
Total	9,398	100%

Commonwealth of Virginia
Caseload Statistics of the J&DR District Courts
 January 2016 thru December 2016

Roanoke County

	Filing Type	Filings	Hearings	Concluded	Clearance Rate	Hearings Per Case
Adult						
Protective Order - Non Family Abuse	AP	8	10	8	100%	1.3
Bond Forfeiture Show Cause	BF	1	1	1	100%	1.0
Capias	CA	70	221	81	116%	2.8
Criminal Felony	CF	186	527	194	104%	2.8
Criminal Misdemeanor	CM	627	1,905	681	109%	2.9
Protective Order – Family Abuse	FP	158	341	159	101%	2.2
Motion - Modify Protective Order	MP	36	43	38	106%	1.2
Other	OT	2	2	2	100%	1.0
Protective Order - Violation of Protective Order Conviction	PV	5	5	5	100%	1.0
Remand Support	RS	24	24	23	96%	1.0
Show Cause	SC	505	1,594	501	99%	3.2
Restricted License - Support	SL	19	21	18	95%	1.1
Civil Support	VS	652	1,089	652	100%	1.7
Adult Total		2,293	5,783	2,363	103.1%	
Juvenile						
Abuse or Neglect	AN	91	350	109	120%	3.8
Protective Order – Non Family Abuse	AP	1	1	1	100%	1.0
Capias	CA	1	5	1	100%	5.0
Relief of Custody	CR	10	12	8	80%	1.3
Child in Need of Services	CS	3	21	5	167%	5.6
Custody Visitation	CV	1,542	2,961	1,507	98%	1.9
Delinquency Felony	DF	87	393	57	66%	4.6
Delinquency Misdemeanor	DM	299	1,280	297	99%	4.0
Entrustment Agreement	ET	3	3	3	100%	1.0
Foster Care Review	FC	44	44	44	100%	1.0
Initial Foster Care Review	IF	33	34	33	100%	1.0
Motion - Modify Protective Order	MP	34	55	30	88%	1.5
Permanency Planning	PH	104	106	104	100%	1.0
Paternity	PT	13	29	13	100%	2.3
Remand Custody	RC	24	24	24	100%	1.0
Remand Visitation	RV	6	6	6	100%	1.0
Show Cause	SC	3	8	3	100%	2.7
Status Offense	ST	14	48	25	179%	3.7
Traffic	T	269	549	229	85%	2.3
Termination of Parental Rights	TP	31	61	25	81%	1.8
Truancy/Runaway (Child in Need of Supervision)	TR	11	43	13	118%	4.2
	VA	2	2	2	100%	1.0
Juvenile Total		2,625	6,035	2,539	96.7%	
Totals		4,918	11,818	4,902	99.7%	

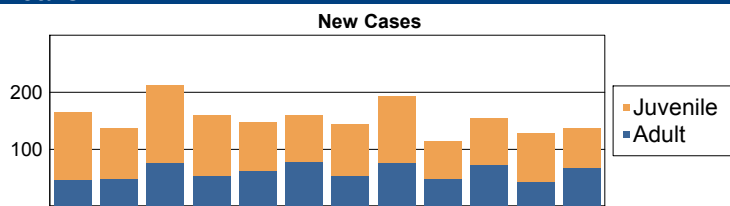


	Total Filings with %	
Custody Visitation (CV)	1,542	31%
Civil Support (VS)	652	13%
Criminal Misdemeanor (CM)	627	13%
Show Cause (SC)	508	10%
Delinquency Misdemeanor (DM)	299	6%
Others	1,290	26%
Total	4,918	100%

Commonwealth of Virginia
Caseload Statistics of the J&DR District Courts
 January 2016 thru December 2016

Rockbridge

	Filing Type	Filings	Hearings	Concluded	Clearance Rate	Hearings Per Case
Adult						
Capias	CA	28	76	31	111%	2.5
Criminal Felony	CF	81	242	80	99%	3.1
Criminal Misdemeanor	CM	191	565	224	117%	2.8
Protective Order – Family Abuse	FP	52	109	56	108%	2.1
Motion - Modifv Protective Order	MP	14	17	14	100%	1.2
Other	OT	5	5	5	100%	1.0
Protective Order - Violation of Protective Order Conviction	PV	1	1	1	100%	1.0
Remand Support	RS	23	23	23	100%	1.0
Show Cause	SC	150	391	142	95%	2.7
Restricted License - Support	SL	1	1	1	100%	1.0
Civil Support	VS	182	292	183	101%	1.6
Adult Total		728	1,722	760	104.4%	
Juvenile						
Abuse or Neglect	AN	66	219	56	85%	3.4
Protective Order – Non Family Abuse	AP	4	9	4	100%	2.3
Capias	CA	0	2	1	0%	3.0
Child in Need of Services	CS	8	19	5	63%	3.8
Custody Visitation	CV	574	909	567	99%	1.6
Delinquency Felony	DF	26	96	19	73%	4.8
Delinquency Misdemeanor	DM	178	548	165	93%	3.1
Emancipation	EP	1	2	1	100%	2.0
Foster Care Review	FC	15	17	16	107%	1.1
Protective Order – Family Abuse	FP	0	1	1	0%	3.0
Initial Foster Care Review	IF	3	3	3	100%	1.0
Juvenile Support	JS	1	2	1	100%	2.0
Motion - Modify Protective Order	MP	10	19	10	100%	1.9
Permanency Planning	PH	3	3	3	100%	1.0
Paternity	PT	9	17	10	111%	2.0
Remand Custody	RC	41	41	41	100%	1.0
Remand Visitation	RV	41	41	41	100%	1.0
Show Cause	SC	10	19	11	110%	2.1
Status Offense	ST	58	158	60	103%	2.8
Traffic	T	58	114	71	122%	1.8
Termination of Parental Rights	TP	10	10	10	100%	1.0
Truancy/Runaway (Child in Need of Supervision)	TR	11	36	14	127%	2.9
Juvenile Total		1,127	2,285	1,110	98.5%	
Totals		1,855	4,007	1,870	100.8%	



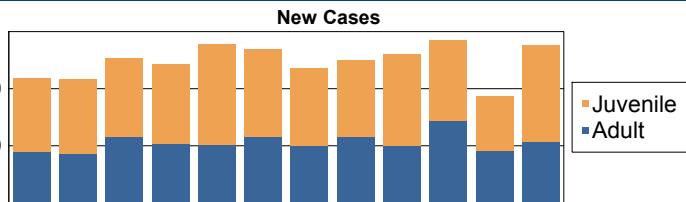
	Total Filings with %	
Custody Visitation (CV)	574	31%
Criminal Misdemeanor (CM)	191	10%
Civil Support (VS)	182	10%
Delinquency Misdemeanor (DM)	178	10%
Show Cause (SC)	160	9%
Others	570	31%
Total	1,855	100%

Commonwealth of Virginia
Caseload Statistics of the J&DR District Courts
 January 2016 thru December 2016

Rockingham

	Filing Type	Filings	Hearings	Concluded	Clearance Rate	Hearings Per Case
Adult						
Protective Order - Non Family Abuse	AP	11	25	11	100%	2.2
Bond Forfeiture Show Cause	BF	5	5	4	80%	1.0
Capias	CA	334	1,078	385	115%	2.9
Criminal Felony	CF	427	1,230	323	76%	3.2
Criminal Misdemeanor	CM	748	2,278	734	98%	3.1
Protective Order – Family Abuse	FP	242	505	235	97%	2.1
Motion - Modify Protective Order	MP	47	52	46	98%	1.1
Other	OT	32	67	32	100%	2.1
Protective Order – Stalking/Acts of Violence	PC	1	1	1	100%	1.0
Protective Order - Violation of Protective Order Conviction	PV	18	18	18	100%	1.0
Remand Support	RS	26	26	26	100%	1.0
Show Cause	SC	594	1,537	677	114%	2.5
Restricted License - Support	SL	29	30	28	97%	1.0
Civil Support	VS	671	1,310	672	100%	2.0
Adult Total		3,185	8,162	3,192	100.2%	
Juvenile						
Abuse or Neglect	AN	216	912	256	119%	4.2
Protective Order – Non Family Abuse	AP	7	18	9	129%	2.4
Capias	CA	8	23	8	100%	2.9
Relief of Custody	CR	4	9	4	100%	2.0
Child in Need of Services	CS	19	59	21	111%	2.9
Custody Visitation	CV	2,024	4,344	1,866	92%	2.2
Delinquency Felony	DF	131	458	95	73%	3.2
Delinquency Misdemeanor	DM	468	1,204	434	93%	2.6
Emancipation	EP	3	6	2	67%	2.5
Entrustment Agreement	ET	3	3	3	100%	1.0
Foster Care Review	FC	103	103	103	100%	1.0
Protective Order – Family Abuse	FP	2	6	2	100%	3.0
Initial Foster Care Review	IF	81	84	81	100%	1.0
Motion - Modify Protective Order	MP	48	92	45	94%	2.7
Permanency Planning	PH	153	166	153	100%	1.1
Violation - Family Abuse Protective Order	PS	1	1	1	100%	1.0
Paternity	PT	64	193	70	109%	2.8
Remand Custody	RC	112	112	112	100%	1.0
Remand Visitation	RV	110	110	110	100%	1.0
Show Cause	SC	107	222	104	97%	2.0
Status Offense	ST	27	34	27	100%	1.4
Traffic	T	427	550	413	97%	1.4
Termination of Parental Rights	TP	51	86	51	100%	1.6
Truancy/Runaway (Child in Need of Supervision)	TR	81	128	74	91%	1.7
	VA	3	4	3	100%	1.0
Juvenile Total		4,253	8,927	4,047	95.2%	

Totals	7,438	17,089	7,239	97.3%
---------------	--------------	---------------	--------------	--------------

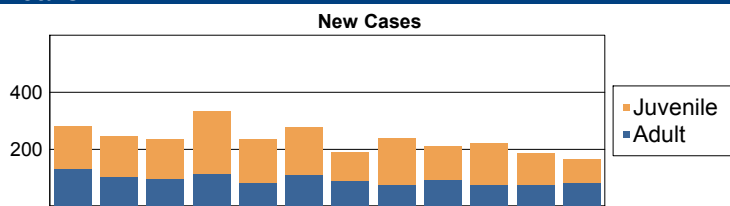


	Total Filings with %	
Custody Visitation (CV)	2,024	27%
Criminal Misdemeanor (CM)	748	10%
Show Cause (SC)	701	9%
Civil Support (VS)	671	9%
Delinquency Misdemeanor (DM)	468	6%
Others	2,826	38%
Total	7,438	100%

Commonwealth of Virginia
Caseload Statistics of the J&DR District Courts
 January 2016 thru December 2016

Russell

	Filing Type	Filings	Hearings	Concluded	Clearance Rate	Hearings Per Case
Adult						
Capias	CA	76	208	84	111%	2.6
Criminal Felony	CF	62	258	52	84%	4.3
Criminal Misdemeanor	CM	200	690	204	102%	3.5
Protective Order – Family Abuse	FP	74	161	79	107%	2.1
Motion - Modifv Protective Order	MP	15	28	15	100%	1.9
Other	OT	3	5	3	100%	1.7
Protective Order – Stalking/Acts of Violence	PC	1	2	1	100%	2.0
Protective Order - Violation of Protective Order Conviction	PV	13	14	13	100%	1.0
Remand Support	RS	18	18	18	100%	1.0
Show Cause	SC	394	1,390	416	106%	3.3
Civil Support	VS	273	581	300	110%	2.1
Adult Total		1,129	3,355	1,185	105.0%	
Juvenile						
Abuse or Neglect	AN	78	251	78	100%	3.2
Protective Order – Non Family Abuse	AP	6	18	7	117%	2.7
Capias	CA	4	15	6	150%	2.8
Relief of Custody	CR	3	9	3	100%	3.0
Child in Need of Services	CS	24	85	25	104%	3.9
Custody Visitation	CV	963	2,415	1,021	106%	2.4
Delinquency Felony	DF	24	118	22	92%	4.2
Delinquency Misdemeanor	DM	108	361	123	114%	2.9
Entrustment Agreement	ET	15	20	14	93%	1.6
Foster Care Review	FC	67	75	67	100%	1.1
Initial Foster Care Review	IF	58	60	58	100%	1.0
Motion - Modify Protective Order	MP	21	34	17	81%	1.5
Permanency Planning	PH	95	118	95	100%	1.2
Paternity	PT	18	46	20	111%	2.8
Remand Custody	RC	16	16	16	100%	1.0
Child at Risk of Abuse or Neglect	RI	7	23	7	100%	3.1
Remand Visitation	RV	14	14	14	100%	1.0
Show Cause	SC	9	32	12	133%	3.4
Status Offense	ST	40	74	41	103%	1.4
Traffic	T	75	121	79	105%	1.7
Termination of Parental Rights	TP	31	71	33	106%	2.4
Truancy/Runaway (Child in Need of Supervision)	TR	16	53	19	119%	3.7
Juvenile Total		1,692	4,029	1,777	105.0%	
Totals		2,821	7,384	2,962	105.0%	

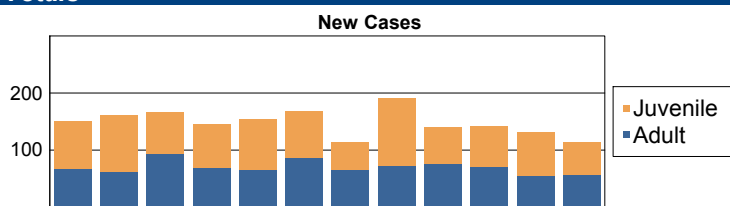


	Total Filings with %
Custody Visitation (CV)	963 34%
Show Cause (SC)	403 14%
Civil Support (VS)	273 10%
Criminal Misdemeanor (CM)	200 7%
Delinquency Misdemeanor (DM)	108 4%
Others	874 31%
Total	2,821 100%

Commonwealth of Virginia
Caseload Statistics of the J&DR District Courts
 January 2016 thru December 2016

Salem

	Filing Type	Filings	Hearings	Concluded	Clearance Rate	Hearings Per Case
Adult						
Bond Forfeiture Show Cause	BF	4	8	4	100%	2.0
Capias	CA	16	71	19	119%	3.6
Criminal Felony	CF	86	226	82	95%	2.7
Criminal Misdemeanor	CM	287	806	270	94%	2.8
Protective Order – Family Abuse	FP	49	111	51	104%	2.2
Motion - Modify Protective Order	MP	3	4	4	133%	1.3
Other	OT	1	2	1	100%	2.0
Protective Order - Violation of Protective Order Conviction	PV	1	1	1	100%	1.0
Remand Support	RS	29	29	29	100%	1.0
Show Cause	SC	169	461	178	105%	2.7
Restricted License - Support	SL	3	3	3	100%	1.0
Civil Support	VS	192	346	202	105%	1.8
Adult Total		840	2,068	844	100.5%	
Juvenile						
Abuse or Neglect	AN	60	207	62	103%	3.5
Protective Order – Non Family Abuse	AP	1	2	1	100%	2.0
Capias	CA	2	9	3	150%	3.3
Relief of Custody	CR	2	3	2	100%	1.5
Child in Need of Services	CS	0	1	1	0%	3.0
Custody Visitation	CV	459	1,014	441	96%	2.2
Delinquency Felony	DF	22	134	19	86%	5.2
Delinquency Misdemeanor	DM	138	480	116	84%	3.7
Entrustment Agreement	ET	5	5	4	80%	1.0
Foster Care Review	FC	13	13	12	92%	1.0
Initial Foster Care Review	IF	15	15	13	87%	1.0
Juvenile Support	JS	1	1	1	100%	1.0
Motion - Modify Protective Order	MP	12	30	12	100%	3.5
Permanency Planning	PH	17	18	17	100%	1.1
Paternity	PT	7	13	8	114%	2.1
Remand Custody	RC	34	34	34	100%	1.0
Remand Visitation	RV	22	22	22	100%	1.0
Show Cause	SC	2	4	1	50%	2.0
Status Offense	ST	13	44	7	54%	3.3
Traffic	T	99	175	91	92%	1.9
Termination of Parental Rights	TP	12	22	12	100%	1.8
Truancy/Runaway (Child in Need of Supervision)	TR	0	6	2	0%	6.5
Juvenile Total		936	2,252	881	94.1%	
Totals		1,776	4,320	1,725	97.1%	

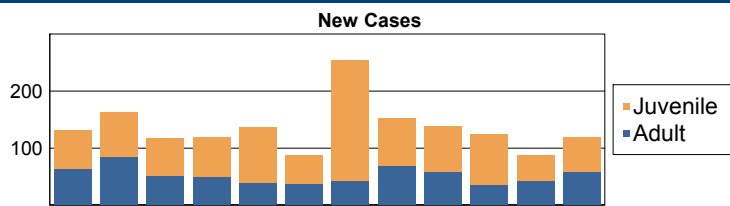


	Total Filings with %
Custody Visitation (CV)	459 26%
Criminal Misdemeanor (CM)	287 16%
Civil Support (VS)	192 11%
Show Cause (SC)	171 10%
Delinquency Misdemeanor (DM)	138 8%
Others	529 30%
Total	1,776 100%

Commonwealth of Virginia
Caseload Statistics of the J&DR District Courts
 January 2016 thru December 2016

Scott

	Filing Type	Filings	Hearings	Concluded	Clearance Rate	Hearings Per Case
Adult						
Capias	CA	38	104	46	121%	2.8
Criminal Felony	CF	54	190	36	67%	3.4
Criminal Misdemeanor	CM	171	618	182	106%	3.5
Protective Order – Family Abuse	FP	45	80	40	89%	1.7
Motion - Modifv Protective Order	MP	4	6	5	125%	1.4
Other	OT	9	56	9	100%	5.8
Show Cause	SC	149	493	165	111%	3.2
Restricted License - Support	SL	6	9	7	117%	1.4
Civil Support	VS	159	346	166	104%	2.4
Adult Total		635	1,902	656	103.3%	
Juvenile						
Abuse or Neglect	AN	40	137	35	88%	3.5
Capias	CA	1	1	1	100%	1.0
Relief of Custody	CR	5	11	5	100%	2.2
Child in Need of Services	CS	0	8	0	0%	0.0
Custody Visitation	CV	342	942	352	103%	2.8
Delinquency Felony	DF	19	97	16	84%	5.3
Delinquency Misdemeanor	DM	276	959	290	105%	3.3
Emancipation	EP	2	2	2	100%	1.0
Entrustment Agreement	ET	2	2	2	100%	1.0
Foster Care Review	FC	26	30	27	104%	1.1
Protective Order – Family Abuse	FP	1	1	1	100%	1.0
Initial Foster Care Review	IF	35	35	35	100%	1.0
Protective Order – Stalking/Acts of Violence	PC	1	2	1	100%	2.0
Permanency Planning	PH	76	86	75	99%	1.1
Paternity	PT	7	24	9	129%	3.6
Child at Risk of Abuse or Neglect	RI	0	1	0	0%	0.0
Show Cause	SC	15	53	15	100%	4.6
Status Offense	ST	32	101	20	63%	4.5
Traffic	T	99	94	96	97%	1.4
Termination of Parental Rights	TP	8	9	8	100%	1.1
Truancy/Runaway (Child in Need of Supervision)	TR	8	90	11	138%	8.4
Juvenile Total		995	2,685	1,001	100.6%	
Totals		1,630	4,587	1,657	101.7%	



	Total Filings with %	
Custody Visitation (CV)	342	21%
Delinquency Misdemeanor (DM)	276	17%
Criminal Misdemeanor (CM)	171	10%
Show Cause (SC)	164	10%
Civil Support (VS)	159	10%
Others	518	32%
Total	1,630	100%

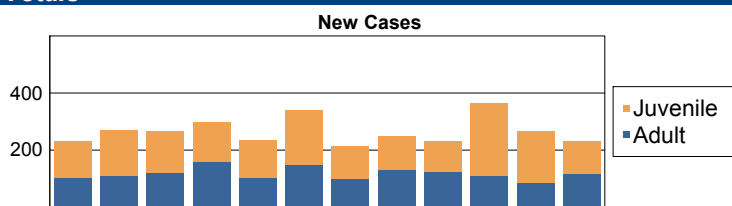
Commonwealth of Virginia
Caseload Statistics of the J&DR District Courts
 January 2016 thru December 2016

Shenandoah

	Filing Type	Filings	Hearings	Concluded	Clearance Rate	Hearings Per Case
Adult						
Protective Order - Non Family Abuse	AP	4	14	3	75%	1.3
Capias	CA	184	353	197	107%	1.9
Criminal Felony	CF	121	429	147	121%	3.3
Criminal Misdemeanor	CM	329	902	291	88%	2.9
Protective Order – Family Abuse	FP	116	204	115	99%	1.7
Motion - Modify Protective Order	MP	11	11	10	91%	1.0
Other	OT	2	2	2	100%	1.0
Protective Order - Violation of Protective Order Conviction	PV	5	5	5	100%	1.0
Remand Support	RS	24	28	24	100%	1.2
Show Cause	SC	287	603	311	108%	2.0
Restricted License - Support	SL	8	9	8	100%	1.1
Civil Support	VS	311	566	317	102%	1.8
Adult Total		1,402	3,126	1,430	102.0%	

Juvenile						
Abuse or Neglect	AN	38	143	43	113%	3.6
Protective Order – Non Family Abuse	AP	2	3	1	50%	1.0
Capias	CA	3	7	2	67%	2.0
Relief of Custody	CR	0	1	1	0%	2.0
Child in Need of Services	CS	26	40	25	96%	1.6
Custody Visitation	CV	1,020	2,240	935	92%	2.2
Delinquency Felony	DF	68	236	31	46%	3.7
Delinquency Misdemeanor	DM	251	875	289	115%	3.0
Entrustment Agreement	ET	1	1	1	100%	1.0
Foster Care Review	FC	3	3	3	100%	1.0
Initial Foster Care Review	IF	2	2	2	100%	1.0
Motion - Modify Protective Order	MP	8	9	8	100%	1.1
Permanency Planning	PH	11	11	11	100%	1.0
Paternity	PT	21	41	13	62%	2.2
Remand Custody	RC	33	33	33	100%	1.0
Child at Risk of Abuse or Neglect	RI	0	2	2	0%	5.0
Remand Visitation	RV	33	33	33	100%	1.0
Show Cause	SC	46	85	33	72%	2.2
Status Offense	ST	78	119	78	100%	1.5
Traffic	T	106	106	102	96%	1.3
Termination of Parental Rights	TP	4	4	4	100%	1.0
Truancy/Runaway (Child in Need of Supervision)	TR	34	55	37	109%	1.7
Juvenile Total		1,788	4,049	1,687	94.4%	

Totals	3,190	7,175	3,117	97.7%
---------------	--------------	--------------	--------------	--------------

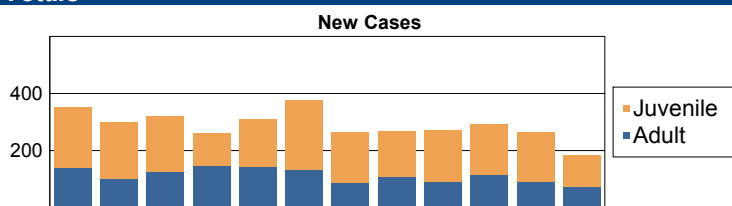


	Total Filings with %
Custody Visitation (CV)	1,020 32%
Show Cause (SC)	333 10%
Criminal Misdemeanor (CM)	329 10%
Civil Support (VS)	311 10%
Delinquency Misdemeanor (DM)	251 8%
Others	946 30%
Total	3,190 100%

Commonwealth of Virginia
Caseload Statistics of the J&DR District Courts
 January 2016 thru December 2016

Smyth

	Filing Type	Filings	Hearings	Concluded	Clearance Rate	Hearings Per Case
Adult						
Protective Order - Non Family Abuse	AP	2	4	2	100%	2.0
Bond Forfeiture Show Cause	BF	1	1	1	100%	1.0
Capias	CA	111	357	126	114%	3.0
Criminal Felony	CF	143	484	177	124%	3.5
Criminal Misdemeanor	CM	362	1,139	338	93%	3.2
Protective Order – Family Abuse	FP	125	290	129	103%	2.3
Motion - Modify Protective Order	MP	30	36	30	100%	1.2
Other	OT	2	3	3	150%	1.3
Remand Support	RS	29	29	29	100%	1.0
Show Cause	SC	281	954	350	125%	3.3
Restricted License - Support	SL	4	4	4	100%	1.0
Civil Support	VS	259	481	251	97%	1.9
Adult Total		1,349	3,782	1,440	106.7%	
Juvenile						
Abuse or Neglect	AN	16	59	15	94%	3.6
Protective Order – Non Family Abuse	AP	3	5	3	100%	1.7
Capias	CA	2	4	2	100%	2.0
Relief of Custody	CR	12	23	12	100%	1.9
Child in Need of Services	CS	3	6	2	67%	2.0
Custody Visitation	CV	1,381	3,259	1,417	103%	2.5
Delinquency Felony	DF	22	111	21	95%	4.3
Delinquency Misdemeanor	DM	160	430	147	92%	2.4
Entrustment Agreement	ET	4	4	3	75%	1.0
Foster Care Review	FC	24	25	24	100%	1.0
Protective Order – Family Abuse	FP	2	3	2	100%	1.5
Initial Foster Care Review	IF	11	11	11	100%	1.0
Juvenile Support	JS	1	4	2	200%	2.5
Motion - Modifv Protective Order	MP	4	6	2	50%	2.0
Permanency Planning	PH	53	57	53	100%	1.0
Paternity	PT	4	7	3	75%	2.0
Remand Custody	RC	46	46	46	100%	1.0
Remand Visitation	RV	46	46	46	100%	1.0
Show Cause	SC	19	51	19	100%	2.4
Status Offense	ST	196	207	192	98%	1.3
Traffic	T	86	109	85	99%	1.4
Termination of Parental Rights	TP	14	53	14	100%	3.6
Truancy/Runaway (Child in Need of Supervision)	TR	2	6	1	50%	2.0
	VA	1	1	1	100%	1.0
Juvenile Total		2,112	4,533	2,123	100.5%	
Totals		3,461	8,315	3,563	102.9%	

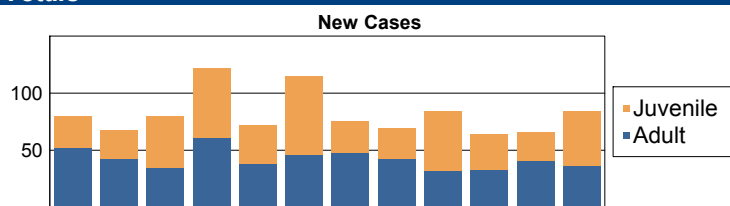


	Total Filings with %	
Custody Visitation (CV)	1,381	40%
Criminal Misdemeanor (CM)	362	10%
Show Cause (SC)	300	9%
Civil Support (VS)	259	7%
Status Offense (ST)	196	6%
Others	963	28%
Total	3,461	100%

Commonwealth of Virginia
Caseload Statistics of the J&DR District Courts
 January 2016 thru December 2016

Southampton

	Filing Type	Filings	Hearings	Concluded	Clearance Rate	Hearings Per Case
Adult						
Capias	CA	11	49	21	191%	3.4
Criminal Felony	CF	46	145	42	91%	3.4
Criminal Misdemeanor	CM	125	368	130	104%	3.1
Protective Order – Family Abuse	FP	30	58	26	87%	2.0
Motion - Modifv Protective Order	MP	10	12	11	110%	1.2
Protective Order - Violation of Protective Order Conviction	PV	1	1	1	100%	1.0
Remand Support	RS	11	11	11	100%	1.0
Show Cause	SC	122	372	135	111%	2.9
Restricted License - Support	SL	3	3	3	100%	1.0
Civil Support	VS	147	254	148	101%	1.6
Adult Total		506	1,273	528	104.3%	
Juvenile						
Abuse or Neglect	AN	7	15	7	100%	2.1
Custody Visitation	CV	254	497	230	91%	1.9
Delinquency Felony	DF	33	155	14	42%	5.7
Delinquency Misdemeanor	DM	56	219	55	98%	3.8
Foster Care Review	FC	3	3	3	100%	1.0
Initial Foster Care Review	IF	1	1	1	100%	1.0
Permanency Planning	PH	8	10	8	100%	1.3
Paternity	PT	4	12	4	100%	3.0
Remand Custodv	RC	21	21	21	100%	1.0
Remand Visitation	RV	19	19	19	100%	1.0
Show Cause	SC	6	10	7	117%	1.7
Status Offense	ST	1	3	1	100%	3.0
Traffic	T	58	101	54	93%	2.0
Termination of Parental Rights	TP	1	5	3	300%	2.3
Truancy/Runaway (Child in Need of Supervision)	TR	0	4	1	0%	9.0
	VA	1	1	1	100%	1.0
Juvenile Total		473	1,076	429	90.7%	
Totals		979	2,349	957	97.8%	

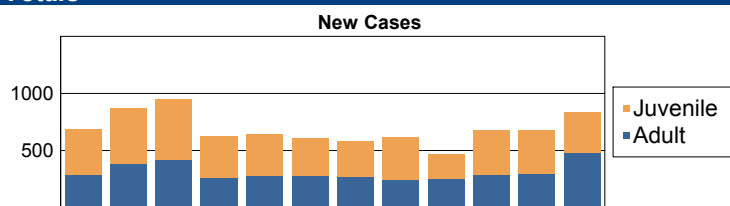


	Total Filings with %	
Custody Visitation (CV)	254	26%
Civil Support (VS)	147	15%
Show Cause (SC)	128	13%
Criminal Misdemeanor (CM)	125	13%
Traffic (T)	58	6%
Others	267	27%
Total	979	100%

Commonwealth of Virginia
Caseload Statistics of the J&DR District Courts
 January 2016 thru December 2016

Spotsylvania

	Filing Type	Filings	Hearings	Concluded	Clearance Rate	Hearings Per Case
Adult						
Bond Forfeiture Show Cause	BF	0	2	1	0%	3.0
Capias	CA	191	615	243	127%	2.9
Criminal Felony	CF	326	913	301	92%	2.9
Criminal Misdemeanor	CM	596	1,584	572	96%	2.7
Criminal Support	CS	6	20	10	167%	2.5
Protective Order – Family Abuse	FP	273	589	276	101%	2.1
Motion - Modify Protective Order	MP	57	64	57	100%	1.1
Other	OT	3	3	3	100%	1.0
Protective Order – Stalking/Acts of Violence	PC	1	1	1	100%	1.0
Protective Order - Violation of Protective Order Conviction	PV	11	11	11	100%	1.0
Remand Support	RS	82	82	82	100%	1.0
Show Cause	SC	956	2,051	930	97%	2.5
Restricted License - Support	SL	14	17	14	100%	1.2
Civil Support	VS	1,224	2,268	1,178	96%	1.9
Adult Total		3,740	8,220	3,679	98.4%	
Juvenile						
Abuse or Neglect	AN	80	373	87	109%	4.5
Protective Order – Non Family Abuse	AP	14	29	11	79%	2.0
Capias	CA	7	17	8	114%	2.3
Relief of Custody	CR	13	17	12	92%	1.3
Child in Need of Services	CS	22	75	25	114%	2.8
Custody Visitation	CV	3,037	6,386	3,040	100%	2.0
Delinquency Felony	DF	90	420	111	123%	4.6
Delinquency Misdemeanor	DM	260	942	302	116%	3.3
Emancipation	EP	1	3	2	200%	2.0
Entrustment Agreement	ET	16	27	14	88%	2.2
Foster Care Review	FC	116	127	117	101%	1.1
Protective Order – Family Abuse	FP	1	2	0	0%	0.0
Initial Foster Care Review	IF	44	57	47	107%	1.3
Juvenile Support	JS	1	1	1	100%	1.0
Motion - Modify Protective Order	MP	8	8	8	100%	1.0
Permanency Planning	PH	61	89	65	107%	1.4
Paternity	PT	145	241	150	103%	1.7
Remand Custody	RC	135	136	136	101%	1.0
Restricted Driver's License	RL	2	2	2	100%	1.0
Remand Visitation	RV	131	131	131	100%	1.0
Show Cause	SC	88	195	91	103%	2.3
Status Offense	ST	5	8	5	100%	1.6
Traffic	T	127	171	127	100%	1.5
Termination of Parental Rights	TP	57	132	66	116%	2.1
Truancy/Runaway (Child in Need of Supervision)	TR	38	194	34	89%	4.4
	VA	1	1	0	0%	0.0
Juvenile Total		4,500	9,784	4,592	102.0%	
Totals		8,240	18,004	8,271	100.4%	

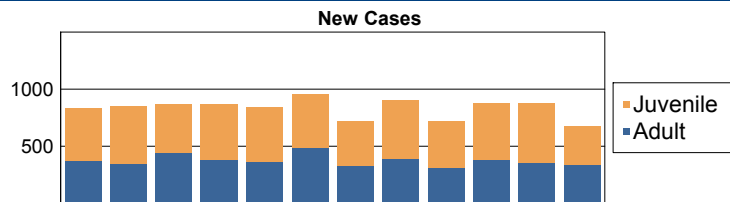


	Total Filings with %	
Custody Visitation (CV)	3,037	37%
Civil Support (VS)	1,224	15%
Show Cause (SC)	1,044	13%
Criminal Misdemeanor (CM)	596	7%
Criminal Felony (CF)	326	4%
Others	2,013	24%
Total	8,240	100%

Commonwealth of Virginia
Caseload Statistics of the J&DR District Courts
 January 2016 thru December 2016

Stafford

	Filing Type	Filings	Hearings	Concluded	Clearance Rate	Hearings Per Case
Adult						
Protective Order - Non Family Abuse	AP	0	1	1	0%	3.0
Bond Forfeiture Show Cause	BF	10	15	10	100%	1.6
Capias	CA	348	1,050	403	116%	2.8
Criminal Felony	CF	420	1,344	450	107%	3.4
Criminal Misdemeanor	CM	992	3,056	891	90%	3.1
Criminal Support	CS	2	2	2	100%	1.0
Protective Order – Family Abuse	FP	245	543	248	101%	2.2
Motion - Modify Protective Order	MP	15	17	15	100%	1.1
Other	OT	111	131	114	103%	1.2
Protective Order – Stalking/Acts of Violence	PC	12	18	11	92%	1.5
Violation - Family Abuse Protective Order	PS	20	23	21	105%	1.1
Protective Order - Violation of Protective Order Conviction	PV	9	11	10	111%	1.2
Restricted Driver's License	RL	3	4	3	100%	1.3
Remand Support	RS	152	152	152	100%	1.0
Show Cause	SC	821	1,875	828	101%	2.2
Restricted License - Support	SL	26	69	23	88%	2.4
Civil Support	VS	1,306	2,350	1,297	99%	1.7
Adult Total		4,492	10,661	4,479	99.7%	
Juvenile						
Abuse or Neglect	AN	66	181	56	85%	2.5
Protective Order – Non Family Abuse	AP	12	25	10	83%	2.1
Capias	CA	39	129	50	128%	3.1
Relief of Custody	CR	7	14	3	43%	3.3
Child in Need of Services	CS	26	62	32	123%	2.2
Custody Visitation	CV	3,718	6,717	3,743	101%	1.8
Delinquency Felony	DF	173	722	168	97%	4.4
Delinquency Misdemeanor	DM	360	1,167	369	103%	3.4
Emancipation	EP	1	1	1	100%	1.0
Foster Care Review	FC	17	20	18	106%	1.2
Protective Order – Family Abuse	FP	2	2	2	100%	1.0
Initial Foster Care Review	IF	20	21	10	50%	1.0
Juvenile Support	JS	1	1	1	100%	1.0
Motion - Modify Protective Order	MP	2	3	2	100%	1.5
Permanency Planning	PH	35	46	28	80%	1.3
Violation - Family Abuse Protective Order	PS	3	5	2	67%	1.0
Paternity	PT	282	460	274	97%	1.6
Remand Custody	RC	172	172	172	100%	1.0
Restricted Driver's License	RL	5	5	5	100%	1.0
Remand Visitation	RV	171	171	171	100%	1.0
Show Cause	SC	25	50	27	108%	2.0
Status Offense	ST	41	67	38	93%	2.1
Traffic	T	296	575	309	104%	2.0
Termination of Parental Rights	TP	25	36	26	104%	1.4
Juvenile Total		5,499	10,652	5,517	100.3%	
Totals		9,991	21,313	9,996	100.1%	

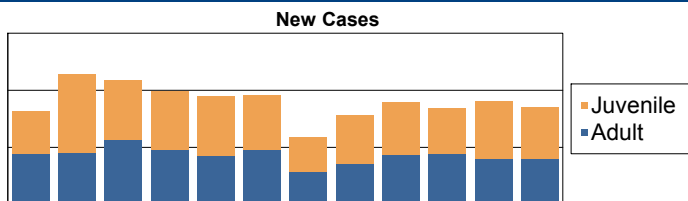


	Total Filings with %	
Custody Visitation (CV)	3,718	37%
Civil Support (VS)	1,306	13%
Criminal Misdemeanor (CM)	992	10%
Show Cause (SC)	846	8%
Criminal Felony (CF)	420	4%
Others	2,709	27%
Total	9,991	100%

Commonwealth of Virginia
Caseload Statistics of the J&DR District Courts
 January 2016 thru December 2016

Staunton

	Filing Type	Filings	Hearings	Concluded	Clearance Rate	Hearings Per Case
Adult						
Protective Order - Non Family Abuse	AP	6	20	5	83%	3.0
Bond Forfeiture Show Cause	BF	9	11	7	78%	1.3
Capias	CA	86	255	95	110%	2.8
Criminal Felony	CF	62	142	57	92%	2.5
Criminal Misdemeanor	CM	246	759	212	86%	3.1
Protective Order – Family Abuse	FP	81	182	83	102%	2.3
Motion - Modify Protective Order	MP	14	16	13	93%	1.2
Other	OT	8	8	6	75%	1.0
Protective Order - Violation of Protective Order Conviction	PV	2	2	2	100%	1.0
Remand Support	RS	11	11	11	100%	1.0
Show Cause	SC	264	883	328	124%	3.3
Restricted License - Support	SL	5	7	6	120%	1.3
Civil Support	VS	237	369	254	107%	1.6
Adult Total		1,031	2,665	1,079	104.7%	
Juvenile						
Abuse or Neglect	AN	77	287	55	71%	4.5
Protective Order – Non Familv Abuse	AP	5	12	5	100%	2.4
Relief of Custody	CR	1	2	1	100%	2.0
Child in Need of Services	CS	10	43	10	100%	4.6
Custody Visitation	CV	685	1,100	714	104%	1.7
Delinquency Felony	DF	15	61	20	133%	6.2
Delinquency Misdemeanor	DM	116	443	115	99%	5.5
Foster Care Review	FC	53	57	53	100%	1.0
Initial Foster Care Review	IF	11	11	11	100%	1.0
Motion - Modify Protective Order	MP	19	20	20	105%	1.1
Permanency Planning	PH	20	23	20	100%	1.1
Paternity	PT	9	22	9	100%	2.1
Remand Custody	RC	15	15	15	100%	1.0
Restricted Driver's License	RL	1	1	1	100%	1.0
Remand Visitation	RV	11	11	11	100%	1.0
Show Cause	SC	9	23	8	89%	2.4
Status Offense	ST	15	33	16	107%	3.3
Traffic	T	43	77	46	107%	1.8
Termination of Parental Rights	TP	6	33	7	117%	4.9
Truancy/Runaway (Child in Need of Supervision)	TR	7	34	10	143%	5.3
Juvenile Total		1,128	2,308	1,147	101.7%	
Totals		2,159	4,973	2,226	103.1%	



	Total Filings with %
Custody Visitation (CV)	685 32%
Show Cause (SC)	273 13%
Criminal Misdemeanor (CM)	246 11%
Civil Support (VS)	237 11%
Delinquency Misdemeanor (DM)	116 5%
Others	602 28%
Total	2,159 100%

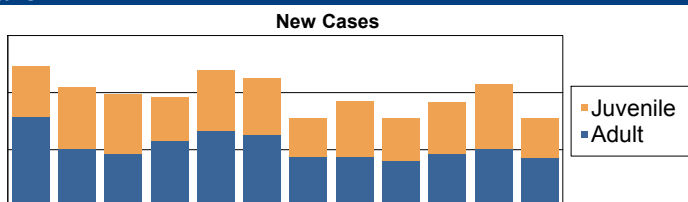
Commonwealth of Virginia
Caseload Statistics of the J&DR District Courts
 January 2016 thru December 2016

Suffolk

	Filing Type	Filings	Hearings	Concluded	Clearance Rate	Hearings Per Case
Adult						
Protective Order - Non Family Abuse	AP	2	5	3	150%	2.3
Bond Forfeiture Show Cause	BF	3	4	3	100%	1.3
Capias	CA	158	499	189	120%	2.9
Criminal Felony	CF	195	637	214	110%	3.1
Criminal Misdemeanor	CM	618	1,912	674	109%	3.0
Protective Order – Family Abuse	FP	154	351	150	97%	2.3
Motion - Modify Protective Order	MP	42	46	40	95%	1.1
Other	OT	2	13	6	300%	3.5
Remand Support	RS	54	54	53	98%	1.0
Show Cause	SC	630	1,837	705	112%	2.9
Restricted License - Support	SL	3	3	3	100%	1.0
Civil Support	VS	661	1,168	701	106%	1.8
Adult Total		2,522	6,529	2,741	108.7%	

Juvenile						
Abuse or Neglect	AN	2	6	1	50%	3.0
Protective Order – Non Family Abuse	AP	10	21	9	90%	2.1
Capias	CA	8	22	9	113%	2.6
Custody Visitation	CV	1,420	2,152	1,361	96%	1.5
Delinquency Felony	DF	163	814	200	123%	4.8
Delinquency Misdemeanor	DM	268	1,022	271	101%	4.0
Foster Care Review	FC	19	21	19	100%	1.0
Initial Foster Care Review	IF	2	3	2	100%	1.0
Permanency Planning	PH	11	12	11	100%	1.0
Paternity	PT	20	47	25	125%	2.1
Remand Custody	RC	52	52	52	100%	1.0
Child at Risk of Abuse or Neglect	RI	2	3	2	100%	1.5
Remand Visitation	RV	43	43	42	98%	1.0
Show Cause	SC	15	46	13	87%	2.8
Status Offense	ST	48	161	42	88%	3.8
Traffic	T	110	299	135	123%	2.7
Juvenile Total		2,193	4,724	2,194	100.0%	

Totals		4,715	11,253	4,935	104.7%	
---------------	--	--------------	---------------	--------------	---------------	--



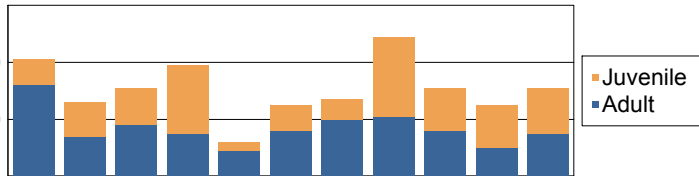
	Total Filings with %	
Custody Visitation (CV)	1,420	30%
Civil Support (VS)	661	14%
Show Cause (SC)	645	14%
Criminal Misdemeanor (CM)	618	13%
Delinquency Misdemeanor (DM)	268	6%
Others	1,103	23%
Total	4,715	100%

Commonwealth of Virginia
Caseload Statistics of the J&DR District Courts
 January 2016 thru December 2016

Surry

	Filing Type	Filings	Hearings	Concluded	Clearance Rate	Hearings Per Case
Adult						
Capias	CA	11	42	15	136%	3.1
Criminal Felony	CF	10	32	10	100%	3.4
Criminal Misdemeanor	CM	74	141	70	95%	2.0
Criminal Support	CS	0	2	1	0%	4.0
Protective Order – Family Abuse	FP	7	15	4	57%	2.8
Show Cause	SC	49	176	59	120%	3.3
Civil Support	VS	35	79	40	114%	2.2
Adult Total		186	487	199	107.0%	
Juvenile						
Custody Visitation	CV	106	249	114	108%	2.5
Delinquency Felony	DF	8	45	14	175%	5.4
Delinquency Misdemeanor	DM	10	43	12	120%	5.0
Paternity	PT	1	2	0	0%	0.0
Show Cause	SC	1	1	1	100%	1.0
Status Offense	ST	2	10	1	50%	4.0
Traffic	T	23	29	5	22%	1.0
Juvenile Total		151	379	147	97.4%	
Totals		337	866	346	102.7%	

New Cases

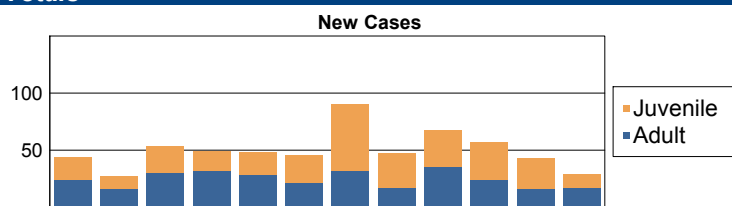


	Total Filings with %	
Custody Visitation (CV)	106	31%
Criminal Misdemeanor (CM)	74	22%
Show Cause (SC)	50	15%
Civil Support (VS)	35	10%
Traffic (T)	23	7%
Others	49	15%
Total	337	100%

Commonwealth of Virginia
Caseload Statistics of the J&DR District Courts
 January 2016 thru December 2016

Sussex

	Filing Type	Filings	Hearings	Concluded	Clearance Rate	Hearings Per Case
Adult						
Protective Order - Non Family Abuse	AP	1	2	1	100%	2.0
Bond Forfeiture Show Cause	BF	1	4	1	100%	4.0
Capias	CA	28	95	33	118%	2.8
Criminal Felony	CF	24	77	22	92%	3.7
Criminal Misdemeanor	CM	52	184	56	108%	3.8
Protective Order – Family Abuse	FP	19	38	18	95%	2.0
Motion - Modify Protective Order	MP	2	3	2	100%	1.5
Remand Support	RS	3	3	3	100%	1.0
Show Cause	SC	92	356	109	118%	3.5
Civil Support	VS	70	148	75	107%	2.2
Adult Total		292	910	320	109.6%	
Juvenile						
Abuse or Neglect	AN	1	4	1	100%	4.0
Capias	CA	3	9	2	67%	2.5
Child in Need of Services	CS	3	11	3	100%	6.3
Custody Visitation	CV	128	322	138	108%	2.1
Delinquency Felony	DF	27	169	22	81%	5.6
Delinquency Misdemeanor	DM	77	253	62	81%	3.4
Entrustment Agreement	ET	0	2	1	0%	12.0
Foster Care Review	FC	4	5	3	75%	1.7
Initial Foster Care Review	IF	1	1	1	100%	1.0
Juvenile Support	JS	1	3	0	0%	0.0
Permanency Planning	PH	0	3	3	0%	2.0
Paternity	PT	2	7	4	200%	2.3
Remand Custody	RC	4	4	4	100%	1.0
Remand Visitation	RV	1	1	1	100%	1.0
Show Cause	SC	8	26	6	75%	3.0
Status Offense	ST	1	3	2	200%	3.0
Traffic	T	44	71	45	102%	1.7
Termination of Parental Rights	TP	0	9	9	0%	2.0
Truancy/Runaway (Child in Need of Supervision)	TR	1	8	2	200%	6.5
	VA	1	1	0	0%	0.0
Juvenile Total		307	912	309	100.7%	
Totals		599	1,822	629	105.0%	

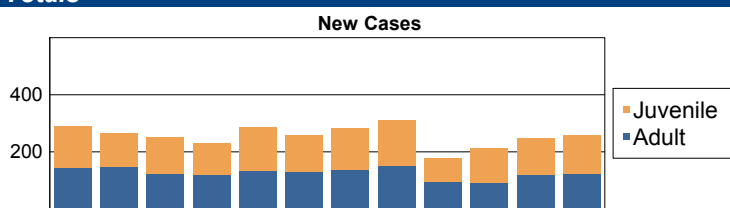


	Total Filings with %	
Custody Visitation (CV)	128	21%
Show Cause (SC)	100	17%
Delinquency Misdemeanor (DM)	77	13%
Civil Support (VS)	70	12%
Criminal Misdemeanor (CM)	52	9%
Others	172	29%
Total	599	100%

Commonwealth of Virginia
Caseload Statistics of the J&DR District Courts
 January 2016 thru December 2016

Tazewell

	Filing Type	Filings	Hearings	Concluded	Clearance Rate	Hearings Per Case
Adult						
Protective Order - Non Family Abuse	AP	5	7	5	100%	1.4
Capias	CA	107	349	130	121%	2.9
Criminal Felony	CF	112	403	110	98%	4.0
Criminal Misdemeanor	CM	337	1,247	364	108%	3.5
Protective Order – Family Abuse	FP	102	234	109	107%	2.2
Motion - Modify Protective Order	MP	15	16	14	93%	1.1
Other	OT	11	20	9	82%	1.7
Protective Order – Stalking/Acts of Violence	PC	4	9	4	100%	2.3
Remand Support	RS	28	28	28	100%	1.0
Show Cause	SC	435	1,411	457	105%	3.3
Restricted License - Support	SL	8	9	9	113%	1.1
Civil Support	VS	353	725	349	99%	2.2
Adult Total		1,517	4,458	1,588	104.7%	
Juvenile						
Abuse or Neglect	AN	45	152	54	120%	3.2
Protective Order – Non Family Abuse	AP	2	7	3	150%	3.0
Relief of Custody	CR	6	9	7	117%	1.4
Child in Need of Services	CS	12	45	8	67%	3.0
Custody Visitation	CV	807	2,289	898	111%	2.8
Delinquency Felony	DF	53	194	38	72%	4.4
Delinquency Misdemeanor	DM	134	428	137	102%	3.1
Emancipation	EP	1	1	1	100%	1.0
Entrustment Agreement	ET	8	10	8	100%	1.3
Foster Care Review	FC	58	58	56	97%	1.0
Protective Order – Family Abuse	FP	2	4	1	50%	2.0
Initial Foster Care Review	IF	35	35	35	100%	1.0
Motion - Modify Protective Order	MP	17	28	17	100%	1.6
Protective Order – Stalking/Acts of Violence	PC	1	3	1	100%	3.0
Permanency Planning	PH	27	31	27	100%	1.1
Paternity	PT	21	49	22	105%	2.0
Remand Custody	RC	64	64	64	100%	1.0
Child at Risk of Abuse or Neglect	RI	2	4	2	100%	2.0
Show Cause	SC	18	49	18	100%	2.2
Status Offense	ST	45	86	42	93%	2.2
Traffic	T	113	187	116	103%	1.6
Termination of Parental Rights	TP	20	49	17	85%	2.9
Truancy/Runaway (Child in Need of Supervision)	TR	63	230	41	65%	3.6
Juvenile Total		1,554	4,012	1,613	103.8%	
Totals		3,071	8,470	3,201	104.2%	

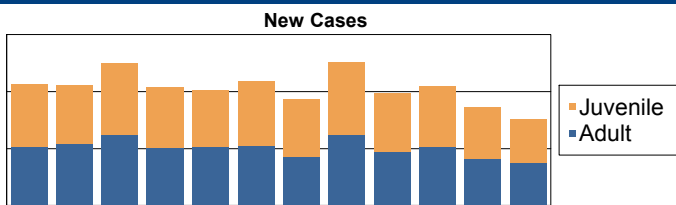


	Total Filings with %	
Custody Visitation (CV)	807	26%
Show Cause (SC)	453	15%
Civil Support (VS)	353	11%
Criminal Misdemeanor (CM)	337	11%
Delinquency Misdemeanor (DM)	134	4%
Others	987	32%
Total	3,071	100%

Commonwealth of Virginia
Caseload Statistics of the J&DR District Courts
 January 2016 thru December 2016

Virginia Beach

	Filing Type	Filings	Hearings	Concluded	Clearance Rate	Hearings Per Case
Adult						
Protective Order - Non Family Abuse	AP	12	27	13	108%	2.2
Bond Forfeiture Show Cause	BF	17	30	19	112%	1.7
Capias	CA	1,015	3,401	1,429	141%	2.7
Criminal Felony	CF	477	2,048	449	94%	4.5
Criminal Misdemeanor	CM	2,454	7,715	2,603	106%	3.1
Criminal Support	CS	2	12	2	100%	3.5
Protective Order – Family Abuse	FP	753	1,682	762	101%	2.2
Motion - Modify Protective Order	MP	79	107	82	104%	1.4
Other	OT	55	167	50	91%	3.3
Protective Order – Stalking/Acts of Violence	PC	11	12	12	109%	1.1
Violation - Family Abuse Protective Order	PS	3	3	3	100%	1.0
Protective Order - Violation of Protective Order Conviction	PV	24	24	24	100%	1.0
Remand Support	RS	557	558	558	100%	1.0
Show Cause	SC	3,201	8,358	3,752	117%	2.6
Restricted License - Support	SL	62	67	62	100%	1.1
Civil Support	VS	3,392	7,190	3,596	106%	2.1
Adult Total		12,114	31,401	13,416	110.7%	
Juvenile						
Abuse or Neglect	AN	284	907	279	98%	3.3
Protective Order – Non Family Abuse	AP	35	81	38	109%	2.3
Capias	CA	29	147	47	162%	4.1
Relief of Custody	CR	38	81	36	95%	2.3
Child in Need of Services	CS	9	34	9	100%	3.2
Custody Visitation	CV	7,312	16,461	7,504	103%	2.3
Delinquency Felony	DF	608	3,701	602	99%	6.3
Delinquency Misdemeanor	DM	959	3,941	977	102%	4.2
Emancipation	EP	6	7	6	100%	1.2
Entrustment Agreement	ET	26	30	28	108%	1.1
Foster Care Review	FC	192	203	192	100%	1.0
Protective Order – Family Abuse	FP	8	14	6	75%	1.5
Initial Foster Care Review	IF	82	86	81	99%	1.0
Juvenile Support	JS	2	4	2	100%	3.0
Motion - Modify Protective Order	MP	52	97	51	98%	1.9
Protective Order – Stalking/Acts of Violence	PC	0	6	2	0%	5.0
Permanency Planning	PH	163	173	163	100%	1.0
Paternity	PT	101	201	99	98%	2.0
Remand Custody	RC	724	725	725	100%	1.0
Child at Risk of Abuse or Neglect	RI	8	30	13	163%	3.2
Remand Visitation	RV	723	724	724	100%	1.0
Show Cause	SC	180	486	168	93%	2.6
Status Offense	ST	293	719	286	98%	2.6
Traffic	T	680	1,142	679	100%	1.8
Termination of Parental Rights	TP	58	98	69	119%	1.7
Truancy/Runaway (Child in Need of Supervision)	TR	9	52	10	111%	6.2
	VA	4	4	4	100%	1.0
Juvenile Total		12,585	30,154	12,800	101.7%	
Totals		24,699	61,555	26,216	106.1%	



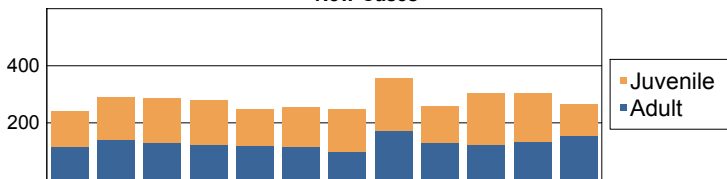
	Total Filings with %	
Custody Visitation (CV)	7,312	30%
Civil Support (VS)	3,392	14%
Show Cause (SC)	3,381	14%
Criminal Misdemeanor (CM)	2,454	10%
Capias (CA)	1,044	4%
Others	7,116	29%
Total	24,699	100%

Commonwealth of Virginia
Caseload Statistics of the J&DR District Courts
 January 2016 thru December 2016

Warren

	Filing Type	Filings	Hearings	Concluded	Clearance Rate	Hearings Per Case
Adult						
Protective Order - Non Family Abuse	AP	5	13	3	60%	2.0
Bond Forfeiture Show Cause	BF	2	4	2	100%	2.0
Capias	CA	102	214	123	121%	2.0
Criminal Felony	CF	281	575	316	112%	2.1
Criminal Misdemeanor	CM	351	787	353	101%	2.4
Protective Order – Family Abuse	FP	95	198	91	96%	2.1
Motion - Modify Protective Order	MP	18	22	20	111%	1.3
Other	OT	8	8	8	100%	1.0
Protective Order - Violation of Protective Order Conviction	PV	10	10	10	100%	1.0
Remand Support	RS	54	54	54	100%	1.0
Show Cause	SC	263	586	280	106%	2.4
Restricted License - Support	SL	14	14	14	100%	1.0
Civil Support	VS	356	622	355	100%	1.8
Adult Total		1,559	3,107	1,629	104.5%	
Juvenile						
Abuse or Neglect	AN	25	92	32	128%	3.4
Protective Order – Non Family Abuse	AP	10	21	10	100%	2.1
Capias	CA	7	18	6	86%	2.8
Child in Need of Services	CS	17	45	14	82%	2.7
Custody Visitation	CV	1,019	2,268	1,044	102%	2.3
Delinquency Felony	DF	24	167	49	204%	4.8
Delinquency Misdemeanor	DM	186	580	213	115%	2.9
Entrustment Agreement	ET	5	9	7	140%	1.6
Foster Care Review	FC	18	18	18	100%	1.0
Protective Order – Family Abuse	FP	3	4	3	100%	1.3
Initial Foster Care Review	IF	15	18	15	100%	1.2
Motion - Modify Protective Order	MP	8	10	8	100%	1.3
Permanency Planning	PH	24	29	25	104%	1.2
Paternity	PT	33	50	33	100%	1.5
Remand Custody	RC	88	89	87	99%	1.0
Child at Risk of Abuse or Neglect	RI	1	7	3	300%	3.7
Remand Visitation	RV	89	89	89	100%	1.0
Show Cause	SC	81	226	79	98%	2.4
Status Offense	ST	31	73	47	152%	2.0
Traffic	T	57	75	56	98%	1.6
Termination of Parental Rights	TP	7	14	11	157%	1.6
Truancy/Runaway (Child in Need of Supervision)	TR	25	101	23	92%	3.7
Juvenile Total		1,773	4,003	1,872	105.6%	
Totals		3,332	7,110	3,501	105.1%	

New Cases

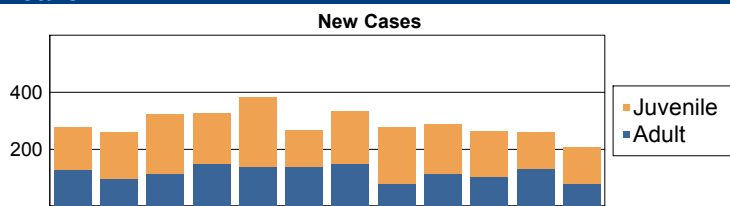


	Total Filings with %	
Custody Visitation (CV)	1,019	31%
Civil Support (VS)	356	11%
Criminal Misdemeanor (CM)	351	11%
Show Cause (SC)	344	10%
Criminal Felony (CF)	281	8%
Others	981	29%
Total	3,332	100%

Commonwealth of Virginia
Caseload Statistics of the J&DR District Courts
 January 2016 thru December 2016

Washington

	Filing Type	Filings	Hearings	Concluded	Clearance Rate	Hearings Per Case
Adult						
Protective Order - Non Family Abuse	AP	2	5	2	100%	2.5
Bond Forfeiture Show Cause	BF	3	3	3	100%	1.0
Capias	CA	82	232	88	107%	3.0
Criminal Felony	CF	174	543	155	89%	3.2
Criminal Misdemeanor	CM	289	928	312	108%	3.2
Protective Order – Family Abuse	FP	131	318	123	94%	2.5
Motion - Modify Protective Order	MP	30	33	30	100%	1.1
Other	OT	2	5	3	150%	1.3
Remand Support	RS	54	54	54	100%	1.0
Show Cause	SC	357	1,372	420	118%	3.7
Restricted License - Support	SL	12	13	12	100%	1.1
Civil Support	VS	284	610	300	106%	2.1
Adult Total		1,420	4,116	1,502	105.8%	
Juvenile						
Abuse or Neglect	AN	35	111	33	94%	3.1
Protective Order – Non Family Abuse	AP	4	8	4	100%	2.0
Capias	CA	1	2	1	100%	2.0
Relief of Custody	CR	9	18	10	111%	1.8
Custody Visitation	CV	1,227	3,038	1,199	98%	2.4
Delinquency Felony	DF	16	89	22	138%	6.8
Delinquency Misdemeanor	DM	152	424	135	89%	2.8
Entrustment Agreement	ET	4	4	4	100%	1.0
Foster Care Review	FC	31	31	31	100%	1.0
Initial Foster Care Review	IF	16	16	16	100%	1.0
Motion - Modify Protective Order	MP	13	20	13	100%	1.5
Permanency Planning	PH	46	52	46	100%	1.1
Paternity	PT	9	21	9	100%	2.8
Remand Custody	RC	97	97	97	100%	1.0
Remand Visitation	RV	97	97	97	100%	1.0
Show Cause	SC	7	17	11	157%	2.3
Status Offense	ST	143	176	147	103%	1.2
Traffic	T	131	189	145	111%	1.6
Termination of Parental Rights	TP	6	47	11	183%	5.0
Truancy/Runaway (Child in Need of Supervision)	TR	6	15	3	50%	4.0
	VA	1	1	1	100%	1.0
Juvenile Total		2,051	4,473	2,035	99.2%	
Totals		3,471	8,589	3,537	101.9%	

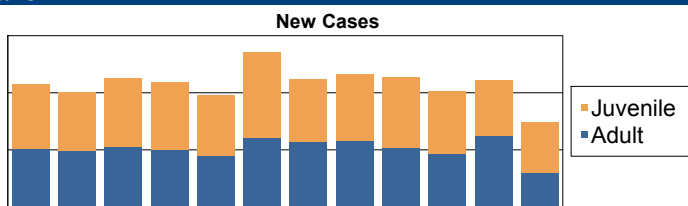


	Total Filings	with %
Custody Visitation (CV)	1,227	35%
Show Cause (SC)	364	10%
Criminal Misdemeanor (CM)	289	8%
Civil Support (VS)	284	8%
Criminal Felony (CF)	174	5%
Others	1,133	33%
Total	3,471	100%

Commonwealth of Virginia
Caseload Statistics of the J&DR District Courts
 January 2016 thru December 2016

Waynesboro

	Filing Type	Filings	Hearings	Concluded	Clearance Rate	Hearings Per Case
Adult						
Protective Order - Non Family Abuse	AP	1	2	1	100%	2.0
Capias	CA	108	230	117	108%	1.9
Criminal Felony	CF	81	166	48	59%	2.0
Criminal Misdemeanor	CM	186	495	175	94%	2.5
Protective Order – Family Abuse	FP	84	180	85	101%	2.2
Motion - Modify Protective Order	MP	27	28	27	100%	1.0
Other	OT	2	2	2	100%	1.0
Protective Order – Stalking/Acts of Violence	PC	2	2	2	100%	1.0
Violation - Family Abuse Protective Order	PS	1	1	1	100%	1.0
Protective Order - Violation of Protective Order Conviction	PV	5	5	5	100%	1.0
Remand Support	RS	25	26	26	104%	1.1
Show Cause	SC	375	1,029	375	100%	2.7
Restricted License - Support	SL	14	15	14	100%	1.1
Civil Support	VS	317	475	315	99%	1.5
Adult Total		1,228	2,656	1,193	97.1%	
Juvenile						
Abuse or Neglect	AN	41	169	46	112%	3.8
Protective Order – Non Family Abuse	AP	1	3	1	100%	3.0
Capias	CA	1	7	1	100%	8.0
Relief of Custody	CR	2	5	3	150%	2.0
Child in Need of Services	CS	9	21	9	100%	2.7
Custody Visitation	CV	856	1,360	846	99%	1.6
Delinquency Felony	DF	27	131	32	119%	4.3
Delinquency Misdemeanor	DM	79	475	94	119%	3.3
Emancipation	EP	1	1	0	0%	0.0
Foster Care Review	FC	61	63	61	100%	1.0
Initial Foster Care Review	IF	13	13	13	100%	1.0
Motion - Modifv Protective Order	MP	41	42	41	100%	1.0
Permanency Planning	PH	27	29	27	100%	1.0
Paternity	PT	10	22	8	80%	2.4
Remand Custody	RC	42	42	42	100%	1.0
Remand Visitation	RV	44	44	44	100%	1.0
Show Cause	SC	10	19	10	100%	2.0
Status Offense	ST	29	95	29	100%	3.0
Traffic	T	16	35	14	88%	2.4
Termination of Parental Rights	TP	26	30	26	100%	1.2
Truancy/Runaway (Child in Need of Supervision)	TR	20	70	23	115%	3.4
Juvenile Total		1,356	2,676	1,370	101.0%	
Totals		2,584	5,332	2,563	99.2%	

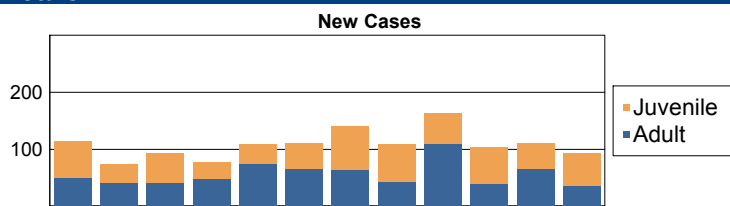


	Total Filings with %	
Custody Visitation (CV)	856	33%
Show Cause (SC)	385	15%
Civil Support (VS)	317	12%
Criminal Misdemeanor (CM)	186	7%
Capias (CA)	109	4%
Others	731	28%
Total	2,584	100%

Commonwealth of Virginia
Caseload Statistics of the J&DR District Courts
 January 2016 thru December 2016

Westmoreland

	Filing Type	Filings	Hearings	Concluded	Clearance Rate	Hearings Per Case
Adult						
Protective Order - Non Family Abuse	AP	1	2	1	100%	2.0
Capias	CA	37	117	48	130%	2.8
Criminal Felony	CF	111	186	110	99%	1.7
Criminal Misdemeanor	CM	195	464	187	96%	2.5
Protective Order – Family Abuse	FP	37	101	34	92%	2.7
Motion - Modify Protective Order	MP	12	14	12	100%	1.2
Protective Order - Violation of Protective Order Conviction	PV	5	5	5	100%	1.0
Restricted Driver's License	RL	1	1	1	100%	1.0
Remand Support	RS	4	4	4	100%	1.0
Show Cause	SC	126	489	150	119%	4.0
Restricted License - Support	SL	8	11	7	88%	1.4
Civil Support	VS	143	275	156	109%	1.9
Adult Total		680	1,669	715	105.1%	
Juvenile						
Abuse or Neglect	AN	14	19	2	14%	2.0
Protective Order – Non Family Abuse	AP	2	4	2	100%	2.0
Capias	CA	0	2	1	0%	3.0
Child in Need of Services	CS	28	106	25	89%	3.6
Custody Visitation	CV	376	822	382	102%	2.1
Delinquency Felony	DF	9	70	17	189%	6.6
Delinquency Misdemeanor	DM	43	146	46	107%	3.6
Entrustment Agreement	ET	1	1	1	100%	1.0
Foster Care Review	FC	6	6	6	100%	1.0
Protective Order – Family Abuse	FP	2	2	2	100%	1.0
Initial Foster Care Review	IF	3	5	3	100%	1.7
Motion - Modify Protective Order	MP	1	1	1	100%	1.0
Permanency Planning	PH	4	4	4	100%	1.0
Paternity	PT	63	97	63	100%	1.6
Remand Custody	RC	8	8	8	100%	1.0
Remand Visitation	RV	8	8	8	100%	1.0
Show Cause	SC	7	16	3	43%	2.3
Status Offense	ST	4	23	6	150%	3.7
Traffic	T	30	41	29	97%	1.6
Truancy/Runaway (Child in Need of Supervision)	TR	7	39	13	186%	3.8
	VA	1	1	1	100%	1.0
Juvenile Total		617	1,421	623	101.0%	
Totals		1,297	3,090	1,338	103.2%	



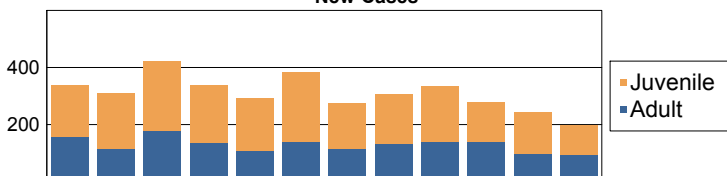
	Total Filings with %	
Custody Visitation (CV)	376	29%
Criminal Misdemeanor (CM)	195	15%
Civil Support (VS)	143	11%
Show Cause (SC)	133	10%
Criminal Felony (CF)	111	9%
Others	339	26%
Total	1,297	100%

Commonwealth of Virginia
Caseload Statistics of the J&DR District Courts
 January 2016 thru December 2016

Williamsburg

	Filing Type	Filings	Hearings	Concluded	Clearance Rate	Hearings Per Case
Adult						
Protective Order - Non Family Abuse	AP	1	1	1	100%	1.0
Capias	CA	94	278	131	139%	2.7
Criminal Felony	CF	187	492	196	105%	2.5
Criminal Misdemeanor	CM	409	1,221	407	100%	3.1
Protective Order – Family Abuse	FP	77	143	79	103%	1.8
Motion - Modify Protective Order	MP	14	20	15	107%	1.4
Other	OT	26	30	26	100%	1.2
Protective Order – Stalking/Acts of Violence	PC	1	1	1	100%	1.0
Violation - Family Abuse Protective Order	PS	1	1	1	100%	1.0
Protective Order - Violation of Protective Order Conviction	PV	2	2	2	100%	1.0
Remand Support	RS	64	64	64	100%	1.0
Show Cause	SC	345	851	321	93%	2.5
Restricted License - Support	SL	10	10	10	100%	1.0
Civil Support	VS	324	597	325	100%	1.8
Adult Total		1,555	3,711	1,579	101.5%	
Juvenile						
Abuse or Neglect	AN	26	66	26	100%	2.4
Protective Order – Non Family Abuse	AP	2	2	2	100%	1.0
Capias	CA	3	6	2	67%	2.0
Child in Need of Services	CS	2	7	1	50%	2.0
Custody Visitation	CV	1,170	2,389	1,230	105%	2.0
Delinquency Felony	DF	137	649	142	104%	4.6
Delinquency Misdemeanor	DM	296	944	231	78%	3.3
Entrustment Agreement	ET	14	23	14	100%	1.6
Foster Care Review	FC	9	9	9	100%	1.0
Initial Foster Care Review	IF	14	23	14	100%	1.6
Juvenile Support	JS	1	1	1	100%	1.0
Motion - Modifv Protective Order	MP	27	33	25	93%	1.2
Permanency Planning	PH	10	11	9	90%	1.1
Paternity	PT	41	51	37	90%	1.3
Remand Custody	RC	94	94	94	100%	1.0
Child at Risk of Abuse or Neglect	RI	9	30	8	89%	3.5
Remand Visitation	RV	93	93	93	100%	1.0
Show Cause	SC	32	81	30	94%	2.6
Status Offense	ST	82	184	78	95%	2.3
Traffic	T	85	147	86	101%	1.7
Termination of Parental Rights	TP	6	10	7	117%	1.9
Truancy/Runaway (Child in Need of Supervision)	TR	9	17	9	100%	1.9
Juvenile Total		2,162	4,870	2,148	99.4%	
Totals		3,717	8,581	3,727	100.3%	

New Cases

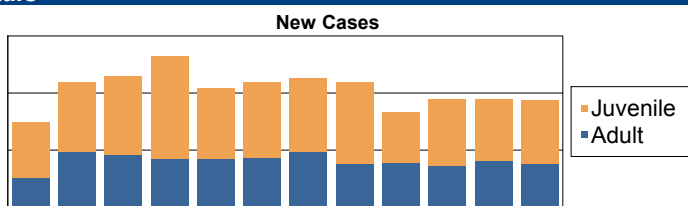


	Total Filings with %	
Custody Visitation (CV)	1,170	31%
Criminal Misdemeanor (CM)	409	11%
Show Cause (SC)	377	10%
Civil Support (VS)	324	9%
Delinquency Misdemeanor (DM)	296	8%
Others	1,141	31%
Total	3,717	100%

Commonwealth of Virginia
Caseload Statistics of the J&DR District Courts
 January 2016 thru December 2016

Winchester

	Filing Type	Filings	Hearings	Concluded	Clearance Rate	Hearings Per Case
Adult						
Protective Order - Non Family Abuse	AP	4	12	4	100%	3.0
Bond Forfeiture Show Cause	BF	1	1	0	0%	0.0
Capias	CA	58	157	82	141%	2.6
Criminal Felony	CF	46	154	53	115%	3.0
Criminal Misdemeanor	CM	246	757	245	100%	3.0
Protective Order – Family Abuse	FP	84	181	82	98%	2.2
Motion - Modify Protective Order	MP	3	4	3	100%	1.3
Other	OT	2	2	2	100%	1.0
Protective Order – Stalking/Acts of Violence	PC	1	1	1	100%	1.0
Protective Order - Violation of Protective Order Conviction	PV	6	6	6	100%	1.0
Remand Support	RS	24	24	24	100%	1.0
Show Cause	SC	240	552	268	112%	2.5
Restricted License - Support	SL	8	8	8	100%	1.0
Civil Support	VS	256	471	264	103%	1.8
Adult Total		979	2,330	1,042	106.4%	
Juvenile						
Abuse or Neglect	AN	32	106	22	69%	3.8
Protective Order – Non Family Abuse	AP	15	33	17	113%	2.3
Capias	CA	12	25	8	67%	1.8
Child in Need of Services	CS	6	7	5	83%	1.2
Custody Visitation	CV	746	1,845	751	101%	2.4
Delinquency Felony	DF	42	256	60	143%	4.1
Delinquency Misdemeanor	DM	290	981	308	106%	3.2
Entrustment Agreement	ET	4	5	4	100%	1.3
Foster Care Review	FC	24	26	23	96%	1.0
Initial Foster Care Review	IF	22	23	21	95%	1.0
Motion - Modify Protective Order	MP	6	7	6	100%	1.2
Permanency Planning	PH	53	64	54	102%	1.2
Paternity	PT	61	118	59	97%	2.0
Remand Custody	RC	31	31	31	100%	1.0
Child at Risk of Abuse or Neglect	RI	18	58	16	89%	3.7
Remand Visitation	RV	27	27	27	100%	1.0
Status Offense	ST	34	60	34	100%	1.8
Traffic	T	23	26	24	104%	1.6
Termination of Parental Rights	TP	8	11	8	100%	1.4
Truancy/Runaway (Child in Need of Supervision)	TR	33	48	31	94%	1.5
Juvenile Total		1,487	3,757	1,509	101.5%	
Totals		2,466	6,087	2,551	103.4%	



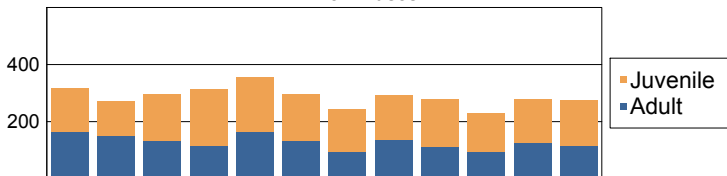
	Total Filings with %	
Custody Visitation (CV)	746	30%
Delinquency Misdemeanor (DM)	290	12%
Civil Support (VS)	256	10%
Criminal Misdemeanor (CM)	246	10%
Show Cause (SC)	240	10%
Others	688	28%
Total	2,466	100%

Commonwealth of Virginia
Caseload Statistics of the J&DR District Courts
 January 2016 thru December 2016

Wise

	Filing Type	Filings	Hearings	Concluded	Clearance Rate	Hearings Per Case
Adult						
Protective Order - Non Family Abuse	AP	11	17	10	91%	1.6
Capias	CA	89	201	111	125%	2.5
Criminal Felony	CF	141	512	139	99%	3.3
Criminal Misdemeanor	CM	433	1,327	426	98%	3.1
Protective Order – Family Abuse	FP	91	191	84	92%	2.1
Motion - Modify Protective Order	MP	13	14	13	100%	1.1
Other	OT	50	326	55	110%	7.8
Remand Support	RS	37	37	37	100%	1.0
Show Cause	SC	348	1,324	435	125%	3.7
Restricted License - Support	SL	2	2	2	100%	1.0
Civil Support	VS	317	715	342	108%	2.3
Adult Total		1,532	4,666	1,654	108.0%	
Juvenile						
Abuse or Neglect	AN	77	275	77	100%	3.3
Protective Order – Non Family Abuse	AP	2	2	2	100%	1.0
Capias	CA	4	12	4	100%	3.0
Relief of Custody	CR	5	8	6	120%	1.5
Child in Need of Services	CS	23	63	17	74%	1.9
Custody Visitation	CV	1,011	2,765	1,060	105%	2.8
Delinquency Felony	DF	26	162	33	127%	6.3
Delinquency Misdemeanor	DM	223	866	196	88%	4.2
Entrustment Agreement	ET	15	20	17	113%	1.3
Foster Care Review	FC	50	57	50	100%	1.1
Initial Foster Care Review	IF	48	49	48	100%	1.0
Motion - Modify Protective Order	MP	2	2	1	50%	1.0
Permanency Planning	PH	63	69	63	100%	1.1
Paternity	PT	30	30	30	100%	1.0
Remand Custody	RC	44	45	45	102%	1.0
Child at Risk of Abuse or Neglect	RI	18	39	15	83%	2.1
Remand Visitation	RV	47	48	45	96%	1.0
Show Cause	SC	24	48	26	108%	2.0
Status Offense	ST	42	287	64	152%	10.3
Traffic	T	116	191	111	96%	1.7
Termination of Parental Rights	TP	39	86	37	95%	2.2
Juvenile Total		1,909	5,124	1,947	102.0%	
Totals		3,441	9,790	3,601	104.6%	

New Cases



	Total Filings with %	
Custody Visitation (CV)	1,011	29%
Criminal Misdemeanor (CM)	433	13%
Show Cause (SC)	372	11%
Civil Support (VS)	317	9%
Delinquency Misdemeanor (DM)	223	6%
Others	1,085	32%
Total	3,441	100%

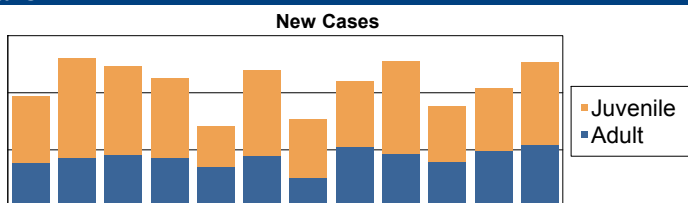
Commonwealth of Virginia
Caseload Statistics of the J&DR District Courts
 January 2016 thru December 2016

Wythe

	Filing Type	Filings	Hearings	Concluded	Clearance Rate	Hearings Per Case
Adult						
Protective Order - Non Family Abuse	AP	1	3	0	0%	0.0
Capias	CA	21	59	25	119%	2.7
Criminal Felony	CF	126	330	108	86%	2.9
Criminal Misdemeanor	CM	188	600	195	104%	3.2
Criminal Support	CS	1	1	0	0%	0.0
Protective Order – Family Abuse	FP	66	166	68	103%	2.5
Motion - Modify Protective Order	MP	13	15	13	100%	1.2
Other	OT	24	24	24	100%	1.0
Protective Order – Stalking/Acts of Violence	PC	1	1	1	100%	1.0
Violation - Family Abuse Protective Order	PS	1	1	1	100%	1.0
Protective Order - Violation of Protective Order Conviction	PV	8	8	7	88%	1.0
Remand Support	RS	12	14	13	108%	1.2
Show Cause	SC	272	745	270	99%	2.8
Restricted License - Support	SL	9	9	9	100%	1.0
Civil Support	VS	293	541	304	104%	1.7
Adult Total		1,036	2,517	1,038	100.2%	

Juvenile						
Abuse or Neglect	AN	34	149	33	97%	4.1
Capias	CA	2	6	3	150%	2.7
Relief of Custody	CR	1	1	1	100%	1.0
Child in Need of Services	CS	11	33	9	82%	2.8
Custody Visitation	CV	879	1,959	836	95%	2.1
Delinquency Felony	DF	41	152	31	76%	3.5
Delinquency Misdemeanor	DM	213	697	235	110%	3.4
Foster Care Review	FC	34	38	34	100%	1.1
Initial Foster Care Review	IF	23	24	23	100%	1.0
Juvenile Support	JS	3	4	3	100%	1.3
Protective Order – Stalking/Acts of Violence	PC	2	7	2	100%	3.5
Permanency Planning	PH	33	36	33	100%	1.1
Paternity	PT	6	14	5	83%	2.4
Remand Custody	RC	26	26	25	96%	1.0
Restoration of Parental Rights	RR	1	4	1	100%	4.0
Show Cause	SC	37	116	39	105%	3.4
Status Offense	ST	41	82	46	112%	2.1
Traffic	T	101	145	97	96%	1.7
Termination of Parental Rights	TP	16	22	15	94%	1.3
Truancy/Runaway (Child in Need of Supervision)	TR	33	122	35	106%	3.5
Juvenile Total		1,537	3,637	1,506	98.0%	

Totals		2,573	6,154	2,544	98.9%	
---------------	--	--------------	--------------	--------------	--------------	--

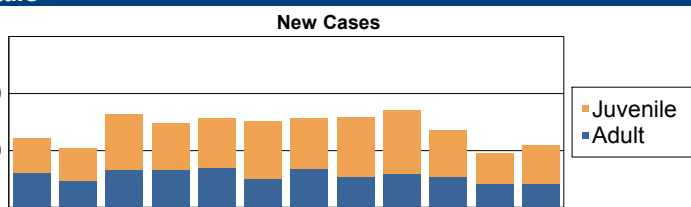


	Total Filings with %	
Custody Visitation (CV)	879	34%
Show Cause (SC)	309	12%
Civil Support (VS)	293	11%
Delinquency Misdemeanor (DM)	213	8%
Criminal Misdemeanor (CM)	188	7%
Others	691	27%
Total	2,573	100%

Commonwealth of Virginia
Caseload Statistics of the J&DR District Courts
 January 2016 thru December 2016

York

	Filing Type	Filings	Hearings	Concluded	Clearance Rate	Hearings Per Case
Adult						
Protective Order - Non Family Abuse	AP	4	13	5	125%	3.2
Capias	CA	58	183	64	110%	2.7
Criminal Felony	CF	107	391	119	111%	3.6
Criminal Misdemeanor	CM	288	1,002	315	109%	3.4
Protective Order – Family Abuse	FP	90	236	92	102%	2.7
Motion - Modify Protective Order	MP	6	8	6	100%	1.3
Other	OT	12	38	12	100%	2.7
Protective Order – Stalking/Acts of Violence	PC	2	2	2	100%	1.0
Violation - Family Abuse Protective Order	PS	2	3	2	100%	1.5
Remand Support	RS	81	81	81	100%	1.0
Show Cause	SC	316	1,073	318	101%	3.3
Restricted License - Support	SL	12	31	12	100%	2.6
Civil Support	VS	394	762	385	98%	1.9
Adult Total		1,372	3,823	1,413	103.0%	
Juvenile						
Abuse or Neglect	AN	6	23	3	50%	4.0
Protective Order – Non Family Abuse	AP	4	8	4	100%	2.5
Capias	CA	1	5	2	200%	5.5
Child in Need of Services	CS	1	7	2	200%	7.5
Custody Visitation	CV	879	2,269	920	105%	2.6
Delinquency Felony	DF	158	620	145	92%	3.9
Delinquency Misdemeanor	DM	403	1,427	369	92%	3.6
Emancipation	EP	1	1	1	100%	1.0
Foster Care Review	FC	3	8	4	133%	2.5
Juvenile Support	JS	1	1	1	100%	1.0
Permanency Planning	PH	1	2	0	0%	0.0
Paternity	PT	13	35	10	77%	2.8
Remand Custody	RC	135	135	134	99%	1.0
Child at Risk of Abuse or Neglect	RI	3	6	3	100%	2.0
Remand Visitation	RV	133	133	132	99%	1.0
Show Cause	SC	43	143	54	126%	3.2
Status Offense	ST	43	140	38	88%	3.4
Traffic	T	155	335	167	108%	2.3
Truancy/Runaway (Child in Need of Supervision)	TR	2	34	5	250%	6.8
Juvenile Total		1,985	5,332	1,994	100.5%	
Totals		3,357	9,155	3,407	101.5%	



	Total Filings with %	
Custody Visitation (CV)	879	26%
Delinquency Misdemeanor (DM)	403	12%
Civil Support (VS)	394	12%
Show Cause (SC)	359	11%
Criminal Misdemeanor (CM)	288	9%
Others	1,034	31%
Total	3,357	100%